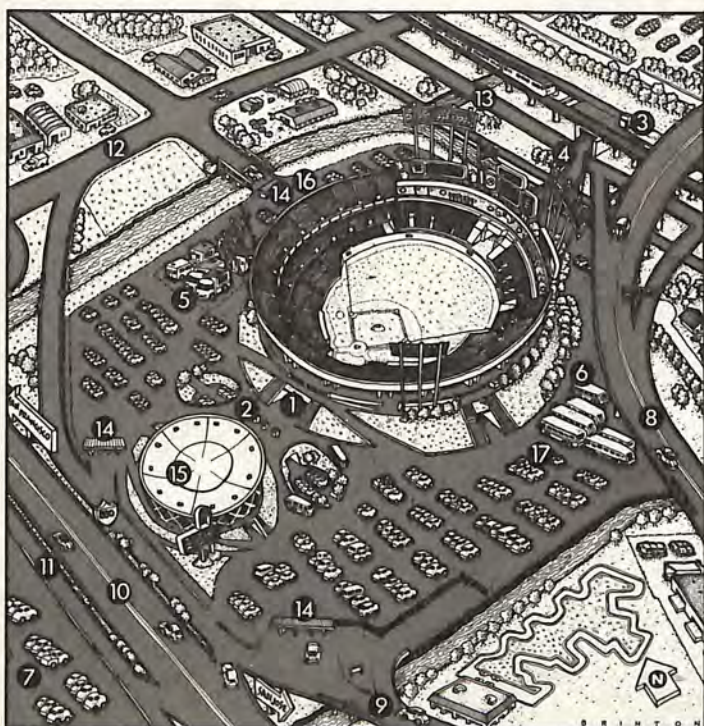


Dennis Eckersley,  
American League 1992  
Cy Young Award Winner  
and Most Valuable Player.

**OAKLAND  
ATHLETICS**  
INFORMATION GUIDE



#### **OAKLAND COLISEUM LOCATION KEY**

- |                                       |                            |                            |
|---------------------------------------|----------------------------|----------------------------|
| 1. Box Office/Customer Accommodations | 6. Bus Parking             | 12. 66th Avenue            |
| 2. Will Call                          | 7. Overflow Parking (Free) | 13. San Leandro Street     |
| 3. Coliseum BART Station              | 8. Hegenberger Road        | 14. Parking Lot Entrances  |
| 4. BART Bridge to Stadium             | 9. Coliseum Way            | 15. Coliseum Arena         |
| 5. Tailgate Area                      | 10. Highway 880            | 16. Kingsford Picnic Plaza |
|                                       | 11. Oakport                | 17. MVP Parking            |

## **TICKET INFORMATION**

#### **TICKET PRICES**

- |                                 |                                 |                               |
|---------------------------------|---------------------------------|-------------------------------|
| Field Level (Infield): \$14.00  | Plaza Level (Infield): \$13.00  | Mezzanine Loge Box: \$13.00   |
| Field Level (1st Deck): \$13.00 | Plaza Level (2nd Deck): \$11.00 | Upper Res. (3rd Deck): \$7.00 |
|                                 | Bleachers: \$4.50               |                               |

#### **TICKETS BY MAIL**

Write the A's Ticket Office with the games, number of tickets and price of seats you want to purchase. Include a \$4.00 handling fee with your check, money order, VISA or MasterCard number and expiration date. Send your order to Oakland A's Tickets, P.O. Box 2220, Oakland, CA 94621.

#### **TICKETS AT OAKLAND COLISEUM**

Box office is open Monday-Friday 9 a.m. to 6 p.m., Saturday 10 a.m. to 4 p.m. and Sunday noon to 4 p.m. Game days 9 a.m. until one half-hour after the game.

#### **TICKET OUTLETS**

Tickets are available at all BASS Ticket Centers throughout Northern California and at the A's Clubhouse Store in Southland Mall (Hayward) and Hilltop Mall (Richmond).

#### **CHARGE IT**

You may charge your tickets on VISA and MasterCard by calling BASS at:  
510-762-BASS 408-998-BASS 707-546-BASS 916-923-BASS

If your order is placed nine days or less from the game, tickets will be held at Will Call at the Coliseum. Otherwise, tickets will be mailed to you. Convenience fees apply.

#### **HALF PRICE INFORMATION**

All upper reserved tickets are half price for every Monday game except April 5, May 31 and July 5. Half price admission is available for all games in Mezzanine Loge, Plaza Level and Upper Reserved to children 14 and under, senior citizens 65 and older, members of active military and persons in wheelchairs. Half price field level seats are also available to persons in wheelchairs.

FROM THE SPORTS LIBRARY OF  
**RETROSEASONS**.com

More publications available at:

[www.retroseasons.com/library/](http://www.retroseasons.com/library/)

# INFORMATION GUIDE CONTENTS

Oakland A's Executive Office .....	2
A's 1993 Front Office Directory .....	6
The Athletics Franchise .....	7
The A's In The Community .....	8

## THE 1992 OAKLAND ATHLETICS

Manager And Coaches .....	10
The Players .....	16
Non-Roster Players Invited To Spring Training .....	109
1993 Oakland Athletics Roster .....	138
1993 Non-Roster Invitees List .....	140

## 1992: A LOOK BACK

1992 Season In Review .....	142
A's 1992 Team Statistics .....	144
A's 1992 Highs And Lows .....	144
A's 1992 Won-Lost Breakdown .....	146
A's 1992 Miscellaneous Totals .....	146
A's vs. The American League 1992 .....	146
A's 1992 Individual Fielding .....	147
A's Designated Hitters 1992 .....	147
A's Pinch Hitters 1992 .....	148
A's 1992 Day-By-Day .....	148
A's 1992 Player Transactions .....	151
1992 American League Recap .....	153
A.L. Top Five Departmental Leaders .....	154
1992 ALCS Box Scores .....	155
1992 ALCS Composite Statistics .....	158
1992 Team Leaders .....	159
The Road To Oakland 1993 .....	160

## THE ATHLETICS: A HISTORY

Oakland A's Career Batting Leaders .....	162
Oakland A's Career Pitching Leaders .....	162
Athletics All-Time Batting Leaders .....	163
Athletics All-Time Pitching Leaders .....	163
Oakland A's Year-By-Year .....	164
Month-By-Month (1968-92) .....	164
A's vs. AL Opponents (1968-1992) .....	165
A's vs. The American League (1968-92) .....	165
Oakland A's Top Hitting Streaks .....	165
The Athletics 1901-1992 .....	166
The A's Before Oakland .....	167
A's Year-By-Year Batting Leaders .....	169
A's Year-By-Year Pitching Leaders .....	171
A's Season Records (1968-1992) .....	173
A's One Game Records (1968-92) .....	175
Oakland A's Batting (Year-By-Year) .....	177
Oakland A's Pitching (Year-By-Year) .....	178
Oakland A's Fielding (Year-By-Year) .....	178
Home Runs .....	179
Grand Slams .....	179
Pinch-Hit Home Runs .....	180
Oakland Coliseum Home Runs .....	181
Stolen Bases .....	182
Oakland A's Steals of Home .....	182

A's All-Star Game Selections (1968-92) .....	183
Oakland A's Title Clinching Dates .....	183
Oakland A's Award Winners .....	184
Oakland A's World Series Review .....	185
A's Championship Series Review .....	186
Oakland Attendance .....	187
Oakland Trades .....	189
Low-Hit Games .....	195
Oakland A's Alumni Club .....	196
Opening Day Lineups .....	198
A's Doubleheaders (1968-1992) .....	199
A's Games Played Leaders By Position .....	200
The June Draft .....	200

## OPPONENTS

Baltimore Orioles .....	202
Boston Red Sox .....	203
California Angels .....	204
Chicago White Sox .....	205
Cleveland Indians .....	206
Detroit Tigers .....	207
Kansas City Royals .....	208
Milwaukee Brewers .....	209
Minnesota Twins .....	210
New York Yankees .....	211
Seattle Mariners .....	212
Texas Rangers .....	213
Toronto Blue Jays .....	214
A's Batting & Pitching In The Coliseum .....	215
A's Hotels On The Road .....	215
Oakland A's Media Information .....	216

## A's PLAYER DEVELOPMENT

A's Player Development System 1993 .....	218
Oakland A's 1992 Free Agent Draft .....	221
Tacoma Tigers .....	222
Huntsville Stars .....	223
Modesto A's .....	225
Reno Recap And Final Statistics .....	227
Madison Muskies .....	228
Southern Oregon A's .....	230
Scottsdale A's .....	232
Minor League Players .....	234
The A's Elephant .....	270

## SPRING TRAINING/MISC.

A's 1992 Spring Training Statistics .....	272
A's 1992 Spring Training Schedule .....	273
A's Spring Training Record .....	273
Spring Training Information .....	274
Bay Bridge Series .....	275
A's On The Air .....	275
A's Radio-Television/SportsChannel .....	277
Behind The Scenes .....	278
Baseball Operations Front Office .....	279
Glossary Of Medical Terms .....	280

The 1993 Oakland A's Information Guide was published February 10, 1993 by Jay Alves and Mike Selleck of the A's Baseball Information Department. Additional and updated information, statistics or photos are available at all times to accredited news sources from the Athletics' Baseball Information Department (510) 638-4900, ext. 223.

© 1993 The Oakland Athletics Baseball Company

## OAKLAND A's EXECUTIVE OFFICE



**WALTER A. HAAS, JR.**  
Owner/Managing General Partner

Long considered one of the top business and civic leaders in the United States, Walter A. Haas, Jr. is the man responsible for keeping baseball in Oakland. His belief in the Oakland community, and the surrounding area, paid off with great dividends in 1989, as the A's won baseball's top prize, the world championship. The club won three consecutive American League pennants from 1988-90 and broke the franchise attendance mark in each of those seasons, attracting a club record 2.9 million fans to the Oakland Coliseum in 1990.

In addition to his duties as Owner/Managing General Partner of the Oakland Athletics, Haas is also the Honorary Chairman of the Board of Levi Strauss and Company.

Born on January 24, 1916 in San Francisco, Haas went on to do undergraduate work at the University of California, before earning his MBA at the Harvard Graduate School of Business Administration. He has a wealth of business experience as he has headed some of the finest companies in America. Haas is a former Director of Bank of America, United Air Lines and the Pacific Telephone Company. He was also a member of the Trilateral Commission and has been a part of the Executive Committee of the National Alliance of Businessmen.

Almost equal in stature to his business experience is his dedication to the community. Commitment to the community has been a keynote of the Haas ownership of the A's and, when it comes to Walter A. Haas, Jr., this is the norm, not the exception. Currently, he is a member of the National Commission on Public Service and is on the Advisory Council of Reading is Fundamental, Inc. In the past, he has been a member of the Presidential Advisory Council for Minority Enterprise and a Director of the National Urban League. He has also dedicated a large portion of his time to the Federal Government, being a former member of the Presidential Task Force on International Development and a representative of the State Department (Agency for International Development) in Brazil, evaluating the government's projects of assistance to that country.

Additionally, he has been the recipient of countless awards in recognition of both his business and civic expertise. Most recently, he was honored by the World Affairs Council of Northern California in 1988.

Haas married the former Evelyn Danzig in 1940 and they have three children and six grandchildren. The Haas family resides in San Francisco.



**WALTER J. HAAS**  
Chairman & Chief Executive Officer

Walter J. Haas was named Chairman and Chief Executive Officer on January 1, 1993 after serving as President and Chief Executive Officer for two years. He will retain his duties as CEO and will devote more time to long range planning and to the larger issues that face major league baseball.

Haas, 42, has also served as the club's Executive Vice President for seven years (1980-87) and then as the Chief Operating Officer for

two seasons (1988-89). Concern for the community has been a hallmark of the Haas family, and Walter J. Haas has guided the A's Community Affairs Department to its current standing as one of the finest in all of sports.

A fourth-generation San Franciscan, Haas currently serves as the Vice Chairman of the Board of Trustees of the Marin Country Day School and is a trustee for the Evelyn and Walter A. Haas, Jr. Fund. He is a former Director of the Major League Promotions Corporation and was honorary Chairman of the San Francisco Chapter of the Legal Assistance to the Elderly, Inc.

Prior to joining the Athletics, Haas served as Grants Manager for Levi Strauss and Company. He also served as business manager for Sons of Champlin, Inc. and as President of Goldmine Records.

Haas is married and has three children. He and his family reside in San Francisco.



**SANDY ALDERSON**  
President & General Manager

Richard "Sandy" Alderson, 45, was named President and General Manager on January 1, 1993. In his new position, Sandy will be the A's chief operating officer and will be directly responsible for the organization's overall day to day operations. He will continue to be responsible for all aspects of the A's major league, minor league and scouting operations.

Before joining the A's, Sandy maintained a real estate and general business law practice in San Francisco with the firm of Farella, Braun and Martel. As an attorney with the firm, he assisted in the acquisition of the A's by its present owners and handled many on-going matters for the A's, including salary arbitration cases, as outside counsel. He left private practice in October, 1981 to join the A's as their General Counsel and was named Vice President, Baseball Operations in September, 1983.

Sandy holds degrees from Dartmouth College (1969) and Harvard Law School (1976). He also served four years as a Marine Infantry Officer with a tour of duty in Vietnam. He currently resides in Tiburon with his wife, Linda, and two children.



**ANDY DOLICH**  
Executive Vice President

A's Executive Vice President Andy Dolich is a 22 year veteran of the professional sports business having worked for the Philadelphia 76ers, Washington Capitals and the Washington Diplomats before joining the A's as the Vice President of Business Operations in December of 1980. He is responsible for the overall marketing program that has established the A's as an industry leader over the last decade.

He is a graduate of American University and the Ohio University Sports Management Program. Dolich serves on numerous boards and advisory panels and is a member of the board of the Major League Baseball Properties and Greenfields Enterprises.

Andy and his wife, Ellen, reside in Alameda with their three children, Cory, Lindsey and Caryn.



**KATHLEEN PHILLIPS**  
Vice President, Finance

Kathleen Phillips began working for the A's as a consultant in 1982, and was named Chief Financial Officer in January, 1983.

Phillips is a San Francisco native, and received her degree in Business Administration from the University of Santa Clara. She has worked for various companies in the Bay Area, including Ernst & Whinney, Memorex and Koret of California. Kathleen has also served on the Board of Directors for both the San Francisco Chapter of the National Association of Accountants, and The Society of Business and Professional Women. She is currently a member of the March of Dimes Executive Committee, and serves on the Board of Larkin Street Youth Center.

She resides in Oakland with her husband, John, and their son, Mac.



**RAYMOND B. KRISE, Jr.**  
Vice President, Administration & Personnel

Ray Krise begins his fourth year as the A's Vice President for Administration & Personnel. Prior to his current position, he served as the A's Director of Ticket Operations since joining the club in 1981. He has spent his entire 29 year career in Major League Baseball, which began in the Philadelphia Phillies organization before moving to the A's.

Krise has worked in both ticket sales and operations, and his current position includes responsibility for these as well as matters regarding personnel and long range planning for the company.

He is a native of Collingswood, New Jersey and graduated from Collingswood High School. Krise completed his undergraduate work at Middlebury College in Vermont and holds a Masters Degree from Union Theological Seminary in New York city. His interests include 20th century symphonic music and creative writing. Ray and his wife, Barbara, live in Oakland.



**WALT JOCKETTY**  
Director of Baseball Administration

The 1993 season will be Walt Jocketty's 14th with the Oakland Athletics and his 10th as the "right-hand man" to A's President & General Manager, Sandy Alderson. It will be Walt's 19th year in professional baseball as, in addition to his major league service, Jocketty's resume also includes five years of minor league administrative experience with the Iowa Oaks.

Jocketty, 42, was hired by Charlie Finley as the A's Director of Minor League Operations and Scouting in March, 1980. After helping overhaul the A's minor league system to one that has produced such major league talent as Jose Canseco, Mark McGwire and Walt Weiss, Jocketty turned his focus more to the baseball operation's financial matters, player trades, arbitration and contract negotiations for players on the major league roster. He is still responsible for the administration of the Player Development System and has a direct involvement in the club's scouting operation.

A native of Minneapolis, Minnesota, Walt earned his bachelor's degree in business administration from the University of Minnesota in 1974. Walt and his wife, Susan, reside in Alameda with their two children, Ashley and Joey.



**KARL KUEHL**  
**Special Assistant for Baseball Operations**

A member of the Athletics organization since 1983, Karl was promoted January 3, 1992 from Director of Player Development to Special Assistant for Baseball Operations. In his new position Karl evaluates A's minor and major league personnel, has major responsibilities for international scouting and development plus undertakes special assignment scouting.

Kuehl was a part-time instructor with the A's in 1983 before taking over the Player Development system in 1984. Under his guidance the A's system produced many current major league stars including Jose Canseco, Mark McGwire, and Walt Weiss.

Kuehl, 55, has been involved in professional baseball since 1955 as a player, coach, manager, scout and executive. In 1959 at the age of 21 Karl was a player/manager at Salem, Oregon. He was also the youngest manager in the major leagues when he piloted the Montreal Expos in 1976. A first baseman during his playing days, Karl led the Northwest League with a .347 average in 1957.

Karl and his wife, Norma, make their home in Fountain Hills, Arizona. The Kuehl's have three children, Kara, Stephanie, and John.



**BILL RIGNEY**  
**Assistant to the Managing General Partner,  
 Baseball Matters**

Bill Rigney joined the A's organization following the 1982 season when he was hired as a special assistant to President Roy Eisenhardt. He currently assists the A's in baseball matters.

A Bay Area product, Rigney has been involved in the game of baseball as a player, manager, scout and executive since 1938. His last minor league stop was in Oakland with the Oaks of the Pacific Coast League. "Rig" served as an infielder with New York from 1946-53. He became manager of the Giants in 1956 and followed the club west to San Francisco. He also managed the expansion Los Angeles Angels from 1961-69 and the Minnesota Twins from 1970-72. He managed the Twins to a Western Division title in 1970. Following that, he served as a scout for San Diego before returning to the Giants to manage in 1976. He retired following that season and in 1978 returned to advance and special assignment scouting with the California Angels.

Rigney has also served as an analyst on SportsChannel. His broadcast experience also includes a one-year stint on the A's radio network in 1974 and two years on the A's television network in 1983 and '84.

**OAKLAND COLISEUM FACTS AND FIGURES**

<b>Playing Field Dimensions:</b>	
Left Field .....	330
Left Center .....	375
Center Field .....	400
Height of Wall: 8 feet	
Right Center .....	375
Right Field .....	330
<b>Capacity:</b>	<b>46,942</b>

# A's 1993 FRONT OFFICE DIRECTORY

## EXECUTIVE

OWNER/MANAGING GENERAL PARTNER .....	Walter A. Haas, Jr.
CHAIRMAN & CHIEF EXECUTIVE OFFICER .....	Walter J. Haas
PRESIDENT & GENERAL MANAGER .....	Sandy Alderson
DIRECTOR OF COMMUNITY AFFAIRS & SPEAKERS BUREAU .....	Dave Perron
ADMINISTRATIVE ASSISTANT, EXECUTIVE OFFICE .....	Betty Shinoda
ASSISTANT DIRECTOR OF COMMUNITY AFFAIRS .....	Christina Centeno
COMMUNITY AFFAIRS ASSISTANT .....	Robin Embry

## BASEBALL OPERATIONS

GENERAL MANAGER .....	Sandy Alderson
FIELD MANAGER .....	Tony La Russa
ASSISTANT TO THE MANAGING GENERAL PARTNER, BASEBALL MATTERS .....	Bill Rigney
SPECIAL ASSISTANT FOR BASEBALL OPERATIONS .....	Karl Kuehl
DIRECTOR OF BASEBALL ADMINISTRATION .....	Walt Jocketty
DIRECTOR OF SCOUTING .....	Dick Bogard
DIRECTOR OF PLAYER DEVELOPMENT .....	Keith Lieppman
TEAM PHYSICIAN .....	Dr. Allan Pont
TEAM ORTHOPEDIST .....	Dr. Rick Bost
CONSULTING ORTHOPEDIST .....	Dr. Jerrald Goldman
CONSULTING PHYSICIAN IN ARIZONA .....	Dr. Robert Flores
DIRECTOR OF TEAM TRAVEL .....	Mickey Morabito
DIRECTOR OF BASEBALL INFORMATION .....	Jay Alves
DIRECTOR OF LATIN AMERICAN SCOUTING .....	Juan Marichal
ASSISTANT DIRECTOR OF BASEBALL ADMINISTRATION .....	Pamela Pitts
ASSISTANT DIRECTOR OF SCOUTING .....	Eric Kubota
ADMINISTRATIVE ASSISTANT, BASEBALL OPERATIONS .....	Jennella Roark
ADMINISTRATIVE ASSISTANT, BASEBALL RELATIONS .....	Doreen Alves
ADMINISTRATIVE ASSISTANT, STATISTICS & DESKTOP PUBLISHING .....	Mike Selleck
EQUIPMENT MANAGER .....	Frank Ciensczyk
TRAINER .....	Barry Weinberg
TRAINER .....	Larry Davis
CONDITIONING COACH .....	Bob Alejo
VISITING CLUBHOUSE MANAGER .....	Steve Vucinich
HEAD GROUNDSKEEPER .....	Mark Razum
ARIZONA GROUNDSKEEPER .....	Jack Mutz
ADMINISTRATIVE ASSISTANT, MINOR LEAGUES .....	Ted Polakowski

## BUSINESS OPERATIONS

EXECUTIVE VICE PRESIDENT .....	Andy Dolich
VICE PRESIDENT, ADMINISTRATION & PERSONNEL .....	Raymond B. Krise, Jr.
DIRECTOR OF BROADCASTING .....	Tom Cordova
DIRECTOR OF BUSINESS ADMINISTRATION .....	Alan Ledford
DIRECTOR OF PROMOTIONS & LICENSING .....	Sharon Kelly
DIRECTOR OF CORPORATE BUSINESS & TICKET SALES .....	John Kamperschroer
DIRECTOR OF SEASON TICKET & GROUP SALES .....	Bettina Flores
DIRECTOR OF MEDIA RELATIONS .....	Kathy Jacobson
DIRECTOR OF STADIUM OPERATIONS .....	Kevin Kahn
DIRECTOR OF SKYBOX OPERATIONS .....	David Rinetti
DIRECTOR OF TICKET OPERATIONS .....	Shelley Landeros
DIRECTOR OF PUBLICATIONS .....	Rob Kelly
DIRECTOR OF SPONSOR SERVICES & SPECIAL EVENTS .....	Matt Strelo
SPONSOR SERVICES FULFILLMENT MANAGER .....	Kathy DeLima
SEASON TICKET & GROUP SALES AREA MANAGERS .....	Ann Cooke, Doris Messina, Barbara Reilly
TECHNICAL SERVICES MANAGER, DIAMOND VISION/SCOREBOARD OPER. ....	David Don
CREATIVE SERVICES MANAGER, DIAMOND VISION/SCOREBOARD OPER. ....	Seth Magalaner
EXECUTIVE PRODUCER, A's RADIO .....	Ken Pries
ACCOUNT EXECUTIVES .....	Bonnie Holmes, Warren Doubly, Doug Nelson
MERCHANDISING MANAGER .....	David Alioto
ASSISTANT DIRECTOR OF STADIUM OPERATIONS .....	Darold Cox
MERCHANDISE INVENTORY & WAREHOUSE SUPERVISOR .....	Peter Marino
ADMINISTRATIVE ASSISTANT, BUSINESS OPERATIONS .....	Susan Bress
ADMINISTRATIVE ASSISTANT, MARKETING .....	Tori Shaw
ADMINISTRATIVE ASSISTANT, BROADCASTING & CORPORATE SALES .....	Rebecca Burgess
MARKETING RECEPTIONIST .....	Carmen Tirilli
TICKET OFFICE MANAGER .....	Mike Re

ADMINISTRATIVE ASSISTANT, TICKET OPERATIONS .....	Ann Vargas
BOOKKEEPING COORDINATOR .....	Lore Ford
INDIVIDUAL GAME ORDER & GAME TIME OPERATIONS SUPERVISOR .....	Paula Charlton
SEASON TICKET & GROUP SALES OFFICE SUPERVISOR .....	Hank Stern
GROUP TICKET PROCESSING COORDINATOR .....	Rose Gouveia
SEASON TICKET & GROUP SALES REPRESENTATIVES .....	Karen Asher, Geoff Henderson,
.....	Sandie Manzo, Audrey Minagawa, John Tebaldi
SPRING TRAINING COORDINATOR .....	David Salow

### **FINANCE & ADMINISTRATION**

VICE PRESIDENT, FINANCE .....	Kathleen Phillips
CONTROLLER .....	Michele Jordan
GENERAL LEDGER ACCOUNTANT .....	Linda Rease
PAYROLL/ACCOUNTS RECEIVABLE COORDINATOR .....	Sue Pines
ACCOUNTS PAYABLE COORDINATOR .....	Carol Silva
ACCOUNTING ASSISTANT .....	Denise Savoy
FINANCE ADMINISTRATION & BENEFITS MANAGER .....	Janice Jow
BENEFITS ADMINISTRATOR .....	Kathryn Mitchell
FINANCE ASSISTANT .....	Sheli Anderson
SWITCHBOARD OPERATOR/RECEPTIONIST .....	Carolyn Jones
MAILROOM COORDINATOR .....	Julie Vasconcellos
DATA PROCESSING SUPERVISOR, HEWLETT-PACKARD .....	David Lozow

THE OAKLAND ATHLETICS BASEBALL COMPANY  
 Oakland/Alameda County Coliseum  
 Oakland, CA 94621  
 (510) 638-4900

## **THE ATHLETICS FRANCHISE**

The 1993 season marks the Athletics 26th season in Oakland, and the 13th year under the current ownership. The Haas family took control of the club on November 3, 1980, and has since built the organization into one of the finest in all of professional sports. When they purchased the club from Charlie Finley, the Haas family inherited an organization with a depleted minor league system, a front office of six employees and a team that had lost 187 games the previous two years. Now the team on the field has won more games the past five seasons than any club in baseball, and both the Player Development System and front office rank with the very best.

Since the 1981 season, the franchise has now won five American League West division crowns, three consecutive American League pennants (1988-90), and the 1989 world championship. Oakland was the first team to win three consecutive American League titles since the 1976-78 New York Yankees.

The Athletics' history has been spiced with color and dotted with championships. From their beginnings under Connie Mack in 1901 to Tony La Russa's current version, the Athletics have won a record 10 division titles, 15 American League pennants and nine world championships. Mack managed the A's for an incredible 50 seasons until 1950 when he finally gave way to Jimmie Dykes. After nine American League pennants and five world championships the franchise was sold to Arnold Johnson in 1954, and Johnson moved the team to Kansas City for the 1955 season. After 13 seasons in Kansas City in which the club never played .500 baseball, Charlie Finley, who had entered the scene in 1960, moved the franchise to Oakland just prior to the 1968 season. In 1969 the A's won 88 games, the most victories for an A's club since 1932, and it would be the fewest wins for the team over the next six years. The A's became one of the dominant teams of the 1970's, winning three consecutive world championships from 1972-74. The franchise again fell on hard times in the late 70's but was brought back to life again when the new ownership took control of the club for the 1981 season.

## THE A's IN THE COMMUNITY

Commitment to the surrounding community has been a hallmark of the Oakland Athletics ever since the Haas family assumed ownership of the club in November of 1980. At that time, the A's made a commitment to increase their involvement in the community and to make the game of baseball accessible and enjoyable to all people. It became the A's goal to contribute to civic, youth, disabled, senior citizen and charitable organizations of the Bay Area region by utilizing their various resources.

Early in the Haas family ownership, the club established the A's Community Fund. The A's Community Fund is a non-profit organization that makes it possible for the A's to invite deserving members of the Northern California community out to the ballpark. The Community Fund relies on the support of private individuals, players, corporations and the A's annual Community Fund Golf Tournament for its support.

The Community Fund is administered by the A's Community Affairs Department. With over 50 different programs, the A's have made an effort to reach out to the entire Northern California community. The following organizations are just a few of those that benefit from the A's diverse dedication to the community: East Oakland Youth Development, the Oakland Police Activities League, the Spanish Speaking Foundation, Big Brothers and Big Sisters, the United Way, the Association for Retarded Citizens and the California Congress of Senior Citizens.

The A's Community Affairs Department and the A's Community Fund reflect the club's continuing effort to build the relationship between the team and the community that supports it.

### THE WALTER A. HAAS, Jr. COMMUNITY ACHIEVEMENT AWARD

Beginning in 1987, the Oakland A's instituted the Walter A. Haas, Jr. Community Achievement Award. The award is given to an Oakland Athletic for achievement on the field and in the community. Dennis Eckersley and Terry Steinbach were the 1992 recipients.


#### Past Winners:

1987	Dave Stewart	1990	Dave Henderson
1988	Storm Davis	1991	Dennis Eckersley
1989	Dave Stewart	1992	Dennis Eckersley/Terry Steinbach



1993

OAKLAND ATHLETICS



## MANAGER AND COACHES

10

TONY LA RUSSA

MGR



**Anthony La Russa Jr.**

**1993 Opening Day Age:** 48

**Born:** Tampa, Florida, October 4, 1944

**Height:** 6-1                      **Weight:** 190

**Named as A's manager** July 1, 1986

**Contract status:** Signed a two-year contract extension through the 1994 season, March 5, 1992.

In 1992, Tony La Russa was named American League Manager of the Year by the BBWAA and *The Sporting News* for the third time in his managerial career. Since arriving in Oakland on July 7th, 1986 Tony has helped

restore the A's to one of the most powerful clubs in all of baseball, winning four American League Western Division Titles in the last five years. Added to his 1983 Western Division title with the White Sox, he has won five of the last 10 A.L. West championships. La Russa's career record stands at 1134-949, a .544 winning percentage. His win total ranks 33rd on the all-time list. Among current major league managers only Detroit's Sparky Anderson (.553) has a better career winning percentage than Tony. No one has managed the Oakland A's for more games (1051) or to more victories (612). Tony's .582 winning percentage as the A's skipper is second only to Dick Williams .603 mark with Oakland.

Returning to the A's was something of a homecoming for Tony. He was signed to his first pro contract by the then Kansas City A's on the night he graduated from high school in 1962. He made his major league debut just one year later with the A's. Tony went on to play professionally for 16 seasons, but never once spent an entire year in the majors. After his stint with the Kansas City in 1963, Tony didn't make it to the majors again until 1968, this time with the A's of Oakland. He went on to play parts of four years in Oakland before finishing out his playing career with Atlanta and the Chicago Cubs.

Tony's managerial career began in 1978, when he took over the White Sox' Double-A team in Knoxville. That year his team went 53-25, earning Tony a promotion to the White Sox' coaching staff. At the beginning of 1979, Tony was named the manager of the Sox Triple-A squad in Iowa, but that position didn't last long. On August 2nd of that year, Tony took over the helm of the White Sox, replacing Don Kessinger. Over the next seven years, he established himself as one of the top managers in the majors. His most successful year with the Sox' was 1983, when the club posted a 99-63 record, which was the best in baseball that season. He was rewarded for his effort that year by being named "Manager of the Year" by *The Sporting News*, the Associated Press and the Baseball Writers Association of America. He had the '84 Sox tied for first place at the All-Star break, before finishing 5th with a 74-88 record. Tony was relieved of his duties with the White Sox on June 19, 1986, and assumed the managers role in Oakland on July 7th, 1986.

In just his second full year with the A's, 1988, Tony managed the club to an AL West record 104 victories, the AL pennant and into the World Series. For his efforts that season he once again earned the BBWAA and *The Sporting News* Manager of the Year honors. From 1988-90, the A's led the major leagues in victories, only the 11th time in baseball history a team has accomplished that feat. During that span, La Russa's A's became the first to win three consecutive AL pennants since the 1976-78 Yankees. The A's 1989 World Championship was the fourth for the Athletics since moving to Oakland in 1968, but Tony's first as a major league manager; a career that spans 13 plus seasons. On July 14, 1991 he became the 40th manager in Major League history to win 1000 games when the A's defeated Baltimore 3-2 in 11 innings.

A graduate of Florida State University's School of Law in 1978, Tony passed the bar exam in December of 1979. He is one of only five lawyer/managers in baseball history, the other four—Monte Ward (New York Giants and Brooklyn Dodgers, late 1880s), Hughie Jennings (Detroit, 1907-20), Miller Huggins (St. Louis Cardinals and New York Yankees, 1913-29) and Branch Rickey (St. Louis Browns, 1914-15)—are all in the Baseball Hall of Fame.

Tony makes his home in Danville, California with his wife, Elaine, and their two daughters, Bianca Tai (9-14-79) and Devon Kai (8-17-82).

### MAJOR LEAGUE PLAYING RECORD

	AVG.	G	AB	R	H	2B	3B	HR	RBI
<b>M.L. TOTALS</b>	.199	132	176	15	35	5	2	0	7

### MANAGERIAL RECORD

YEAR	CLUB	LEAGUE	CLASS	W-L	POS
1978	Knoxville	Southern	AA	53-25	1
1979	Iowa	American Assn.	AAA	54-51	3/East
	White Sox	American	Major	27-27	5/West
1980	White Sox	American	Major	70-90	5/West
1981	White Sox	American	Major	54-52	3/West
1982	White Sox	American	Major	87-75	3/West
1983	White Sox	American	Major	99-63	1/West*
1984	White Sox	American	Major	74-88	5(T)West
1985	White Sox	American	Major	85-77	3/West
1986	White Sox	American	Major	26-38	—
	ATHLETICS	American	Major	45-34	3(T)West
1987	ATHLETICS	American	Major	81-81	3/West
1988	ATHLETICS	American	Major	104-58	1/West**
1989	ATHLETICS	American	Major	99-63	1/West***
1990	ATHLETICS	American	Major	103-59	1/West****
1991	ATHLETICS	American	Major	84-78	4/West
1992	ATHLETICS	American	Major	96-66	1/West*****
	<b>Oakland Totals</b>			<b>612-439</b>	
	<b>Career Totals</b>			<b>1134-949</b>	

\*Lost to Baltimore 3 games to 1 in ALCS

\*\*Defeated Boston 4 games to 0 in ALCS, lost to Los Angeles 4 games to 1 in World Series

\*\*\*Defeated Toronto 4 games to 1 in ALCS, defeated San Francisco 4 games to 0 in World Series

\*\*\*\*Defeated Boston 4 games to 0 in ALCS, lost to Cincinnati 4 games to 0 in World Series

\*\*\*\*\*Lost to Toronto 4 games to 2 in ALCS

### ACTIVE MANAGING LEADERS

WINS	NO.	
Sparky Anderson (Cincinnati-Detroit)	1996	
Tommy Lasorda (Los Angeles)	1341	
<b>Tony La Russa (Chicago AL-Oakland)</b>	<b>1134</b>	
Bobby Cox (Atlanta-Toronto)	853	
Joe Torre (New York NL-Atlanta-St. Louis)	734	
WINNING PERCENTAGE (min 5 years)	W-L	PCT
Sparky Anderson (Cincinnati-Detroit)	1996-1611	.553
<b>Tony La Russa (Chicago AL-Oakland)</b>	<b>1134-949</b>	<b>.544</b>
Tom Kelly (Minnesota)	527-468	.530
Lou Piniella (New York AL-Cincinnati-Seattle)	479-424	.530
Tommy Lasorda (Los Angeles)	1341-1201	.528

**David Edwin Duncan****1993 Opening Day Age:** 47**Born:** Dallas, Texas, September 26, 1945**Height:** 6-2      **Weight:** 200

Named as A's pitching coach July 1, 1986

Dave arrived with Tony La Russa in July of 1986 and under Dave's guidance the A's pitching staff has been one of the best in baseball over that span. From 1988 to 1990, Dave's staff had the lowest ERA in the league, the first staff to earn that honor since the 1968-73 Orioles won six in a row. The A's topped the majors in

ERA in 1990, becoming just the second AL pitching staff to lead the majors in ERA since the inception of the DH in 1973. The other staff was the 1974 A's. Duncan's 1989 staff also boasted four men with 17 or more victories, thus becoming only the third staff (1951 Indians, 1971 Orioles) since the 1927 Yankees to have at least that many pitchers win 17 or more. In addition, the bullpen has recorded a major league leading 292 saves since 1988.

Like his manager, Duncan is no stranger to the Oakland organization. Dave signed his first major league contract with the Kansas City A's in 1963, and made his major league debut with that same club in 1964. When the team moved west, Duncan went along with it, and spent 5 years in Oakland as a player. During that time, he caught some of the best pitchers of the 70's, including Jim "Catfish" Hunter, Vida Blue, Rollie Fingers and Ken Holtzman. He appeared in the American League Championship Series in 1971 and 1972, and played in the World Series in 1972. After leaving the A's, Duncan finished up his career with two year stints in Cleveland and then in Baltimore.

Duncan started his coaching career in 1978 with the Cleveland Indians. In 1982, he was hired on as pitching coach of the Seattle Mariners. His staff that year led the A.L. in strikeouts with 1002, and finished second in the circuit with 39 saves and 11 shutouts. He left the Mariners in 1983 to join the White Sox. That year Sox pitchers led the majors in wins (99) and the A.L. in fewest walks (447). Duncan's staff also had the league's Cy Young winner, LaMarr Hoyt. After a disappointing '84 season, Duncan's '85 White Sox staff posted a club record of 1023 strikeouts. During his career, Dave has been associated with six Cy Young winners. Along with Bob Welch, Dennis Eckersley and Hoyt, Duncan caught Blue and Hunter in Oakland, and Jim Palmer in Baltimore.

Dave and his wife Jeanine have two sons, Christopher and David, and they make their winter home in Tucson, Arizona.

**MAJOR LEAGUE PLAYING RECORD**

	AVG.	G	AB	R	H	2B	3B	HR	RBI
M.L. TOTALS	.214	929	2885	274	617	79	4	109	341

**Arthur William Kusnyer****1993 Opening Day Age:** 47**Born:** Akron, Ohio, December 19, 1945**Height:** 6-2      **Weight:** 205

Named as A's bullpen coach December 1, 1988

The 1993 season will be Kusnyer's fifth as the Athletics bullpen coach. Art's first season with the A's was one he will remember for a long time. In addition to coaching in the World Series for the first time, he was also a member of the winning 1989 AL All Star coach-

ing staff. Kusnyer is no stranger to manager Tony La Russa, having been a member of La Russa's coaching staff in Chicago for over 5 years.

A catcher in his playing days, Kusnyer began his career in the Chicago White Sox organization. He played in the major leagues with the White Sox, Angels, Brewers and Royals, appearing in 139 major league games and compiling a .176 lifetime average. His major league highlight came July 15, 1973 when he caught Nolan Ryan's second career no-hitter in Detroit.

Art's coaching career began in 1979, when he closed out his playing career as a player-coach at Iowa. He was promoted to the White Sox major league staff the next season, and remained there until 1988. In 1988, Kusnyer assumed the managerial duties at Sarasota and was there when the A's and La Russa called in December, 1988.

Art and his wife, Judy, have one son (Ryan) and live in San Ramon, California.

### MAJOR LEAGUE RECORD

	AVG.	G	AB	R	H	2B	3B	HR	RBI
M.L. TOTALS	.176	139	313	21	55	6	1	3	21

19

GREG LUZINSKI

COACH



**Gregory Michael Luzinski**

**1993 Opening Day Age: 42**

**Born:** Chicago, Illinois, November 22, 1950

**Height:** 6-1      **Weight:** 256

**Named as A's coach** January 8, 1993

A's hitting instructor Greg Luzinski returns to professional baseball for the first time since his retirement as an active player following the 1984 season.

Luzinski's playing career spanned 15 seasons, 11 with the Philadelphia Phillies and the final four with Tony La Russa's Chicago White Sox. He was a lifetime .276 hitter with 307 home runs. "The Bull" played in four All-Star games, five League Championship Series, and was a member of the 1980 World Champion Phillies. A first round pick by the Phillies in 1968, Greg turned down more than 150 college football scholarship offers to sign with the Phillies. He made his ML debut in 1970 and reached the majors for good in 1972 with two minor league home runs crowns and a minor league batting championship. He hit .281 with 18 home runs as a rookie. In 1975 he hit .300 with 34 home runs and a National League leading 120 RBI. He posted career highs in 1977 in home runs (39), runs batted in (130) and batting average (.309). He was sold to the White Sox prior to the 1981 season and became a full-time DH. In 1983, his second to last season, he hit .255 with 32 home runs and 95 RBI for La Russa's A.L. West Champion White Sox.

Although this is Greg's first return to professional baseball since his retirement, he has been involved in baseball, tutoring his son Ryan, a catcher who was drafted by the Los Angeles Dodgers as a sandwich pick between the first and second rounds of the June, 1992 free agent draft.

Greg and his wife, Jean, have two children, Kimberly and Ryan, and reside in Medford, New Jersey.

### MAJOR LEAGUE PLAYING RECORD

	AVG.	G	AB	R	H	2B	3B	HR	RBI
M.L. TOTALS	.276	1821	6505	880	1795	344	24	307	1128

**David Lawrence McKay****1993 Opening Day Age:** 43**Born:** Vancouver, British Columbia, March 14, 1950**Height:** 6-1**Weight:** 195

Named as A's coach, May 24, 1984

The 1993 season will mark Dave McKay's 14th season with the Oakland organization, the longest tenure of anyone on the staff. McKay will once again be in the first base coaches box.

McKay first came to the A's just before the 1980 season after nine years in the Minnesota and Toronto organizations. He played in 280 games for Oakland from 1980-1982 and spent the 1983 season in the minor leagues as a player-coach. He helped the A's capture the 1981 Western Division flag by hitting .288 in the latter half of the year and by belting a home run in the divisional playoff series against Kansas City. McKay's professional career had begun 10 years earlier when he signed a free agent contract with Minnesota for the 1971 season. He spent four years in the minors before breaking in with the Twins in a big way. He homered off Detroit's Vern Ruhle in his first big league at-bat on August 22, 1975 and went on to hit safely in 21 of his first 22 games. After the 1976 season, the Toronto Blue Jays selected McKay in the expansion draft and he was the starting third baseman in the Jays' first game ever. He tied a major league record in 1978 by drilling 2 doubles in the same inning of a game. He split time between Toronto and Syracuse in 1979 and opted for free agency at the end of that year. He signed with the A's as a free agent April 4, 1980.

Dave joined the A's as a coach in May of 1984 and was assigned to the bullpen to oversee pitchers warming up. He spent the balance of the '84 season and all of the 1985 campaign in the pen before taking on the first base coaching chores for 1986. After returning to the bullpen for 1987 Dave then spent 1988 in the dugout with manager La Russa before returning to the first base coaching lines in 1989.

Dave earned a degree in physical education from Columbia Basin JC in Pasco, Washington and later attended Creighton University in Omaha, Nebraska. Dave was born in Canada and his wife, Lene, is from Denmark. The McKay's reside in Scottsdale, Arizona with their son, Cody.

**MAJOR LEAGUE PLAYING RECORD**

	AVG.	G	AB	R	H	2B	3B	HR	RBI
M.L. TOTALS	.229	645	1928	191	441	70	15	21	170

**Tommie D. Reynolds****1993 Opening Day Age:** 51**Born:** Arizona, Louisiana, August 15, 1941**Height:** 6-2**Weight:** 190

Named as A's coach, December 9, 1988

The 1993 season will be Tommie's fifth on Tony La Russa's staff, his first as the third base coach. He served as the bench coach the previous four seasons. Like so many of the other A's coaches, Tommie is no stranger to the A's or the Oakland organization.

From 1986-88 Tommie was a manager in the A's minor league system, guiding the Huntsville Stars in 1988 and the Modesto A's in the two previous seasons.

Prior to that, Tommie spent five seasons as a roving minor league hitting instructor for the Chicago White Sox and two seasons as a player-coach for Spokane.

Tommie began his major league career with the Kansas City A's, and played parts of the 1964 and 1965 seasons with K.C. After a stop in New York for the 1967 season with the Mets, Tommie found himself in Oakland for the 1969 season. That year, he hit a career-high .257 with 2 homers and 51 runs, both career bests. Tommie spent the 1970 and '71 seasons with the California Angels, before closing out his career with the Milwaukee Brewers.

A graduate of Lincoln High School in San Diego, Tommie and his wife, Penny, have two children, Tanya and Tommie Jr. The Reynolds spend the winter in Lemon Grove, California.

### MAJOR LEAGUE PLAYING RECORD

	AVG.	G	AB	R	H	2B	3B	HR	RBI
M.L. Totals	.226	513	1170	141	265	35	5	12	87

### THE BATS THE A'S USE


PLAYER	COMPANY	MODEL#	LENGTH	WEIGHT	FINISH
Armas	Louisville Slugger	C243	34.5	31/32	Unfinished
Blankenship	Louisville Slugger	B345	34	32	None
	Louisville Slugger	C271	34	32	None
Bordick	Louisville Slugger	T141	33.5	31	None
Brosius	Adirondack-Rawlings	DD26	34	32.5	Black
Browne	Louisville Slugger	C243c	34	31	Black
Fox	Louisville Slugger	C243	33	31	Hickory
Gates	Louisville Slugger	T141	33.5	31.5	Unfinished
Gedman	Louisville Slugger	C235	34.5	33	Gaylen
	Louisville Slugger	C235	34.5	36	Gaylen
Helfand	Louisville Slugger	W248	34	32	Black
Henderson, D.	Cooper	K75	34.5	33	Flamed
Henderson, R.	Louisville Slugger	T141	34	32	Black
Lydy	Louisville Slugger	C271	34	31	Black/Unfinished
McGwire	Adirondack-Rawlings	256B	34.5	34	Unfinished
Mercedes	Louisville Slugger	C271	34.5	31	Hickory
Molina	Louisville Slugger	C271	34	32	Black
Neel	Louisville Slugger	B345	35	33	Flamed
	Cooper	K75	34.5	33	Flamed
Paquette	Louisville Slugger	T141	34	32	Black
Pettis	Cooper	S318c	33.5	32	Unfinished
	Cooper	S318c	34	32	Unfinished
Ramirez	Louisville Slugger	R206	34	32	Flamed
Robbins	Louisville Slugger	T141	34	32	Unfinished
Seitzer	Louisville Slugger	C271c	33.5	32	Flamed
	Louisville Slugger	C271c	34	32	Flamed
Sierra	Louisville Slugger	B345	35	32	Flamed
	Louisville Slugger	G157	35	32	Flamed
Steinbach	Adirondack-Rawlings	MG99	34	32	Flamed
	Cooper	MG99	34	32	Flamed
Sveum	Cooper	I13c	34.5	31	Flamed
	Cooper	I13c	35	31	Flamed

## THE PLAYERS

60

MARCOS ARMAS

IF



**Marcos Rafael Armas**

**1993 Opening Day Age:** 23

**Born:** Puerto Piritu, Venezuela, August 5, 1969

**Bats:** Right      **Throws:** Right

**Height:** 6-5      **Weight:** 195

**Major League Service:** None

**Obtained:** Signed as a free agent, December 15, 1987.

**Contract Status:** First year of a one-year contract through 1993.

**1992 HIGHLIGHTS**—Was Huntsville's starting first baseman and put together his finest professional season...had career bests in every offensive category...finished among the Southern League's top ten in seven different offensive categories including second in RBI (85), third in hits (144), third in total bases (237) and tied for third in runs scored (83)...season earned him Southern League All-Star honors...homered in the Double-A All-Star Game at Charlotte, North Carolina and was named the Southern League's MVP for that game...hit .415 for the month of April with 2 homers and 14 RBI in 17 games...named the league's Player of the Week for April 26-May 3rd after picking up 12 hits in 28 at-bats during the 7 day stretch including 3 doubles and a homer with 9 RBI...had his average over .300 until late June...hit .300 or better vs. three Southern League clubs including .319 vs. the league champion Greenville Braves (Atlanta)...belted two homers at Memphis (Kansas City) July 7th and for the year hit .307 on the road with 10 of his 17 homers...played for Oriente of the Venezuelan Winter League and hit .326 with 9 homers and 34 RBI in 54 games.

**CAREER: 1988**—signed by then A's scout Camilo Pascual in the winter of 1987 and opened his career at Scottsdale in the Arizona League...hit .293 in 17 games but had his season shortened due to torn cartilage in his right knee. **1989**—moved up to Southern Oregon (A) and hit .316 with 22 RBI in 36 games but again knee problems cut his season short...this time it was torn cartilage in his left knee that sidelined him for 3 weeks. **1990**—appeared in 75 games at Madison (A) and hit .238 but added 20 extra-base hits and 33 RBI. **1991**—opened the season at Huntsville but was optioned to Modesto in mid-June...after hitting .279 with 8 homers and 33 RBI in 36 games at Modesto returned to Huntsville at the end of July to finish out the year...combined for the season at both Modesto and Huntsville to hit 16 homers and knock in 86 runs.

**PERSONAL/MISCELLANEOUS:** The younger brother of former Athletic Tony Armas...Tony hit 111 homers for the A's from 1977-82...Marcos is single and resides in Puerto Piritu, Venezuela during the off season.

### LIFETIME PLAYING RECORD

Year	Club	AVG.	G	AB	R	H	2B	3B	HR	RBI	BB	SO	SB	CS
1988	Scottsdale	.293	17	58	14	17	2	1	0	10	5	17	0	0
1989	Southern Oregon	.316	36	136	18	43	5	2	3	22	6	42	1	0
1990	Madison	.238	75	260	32	62	13	0	7	33	10	80	3	5
1991	Modesto	.279	36	140	21	39	7	0	8	33	10	41	0	0
	Huntsville	.226	81	305	40	69	16	1	8	53	18	89	2	1
1992	Huntsville	.283	132	509	83	144	30	6	17	85	41	133	9	1

**CAREER TRANSACTIONS:** 1987 -- Signed as a free agent by the Oakland Athletics, December 15.

**Scott Baker****1993 Opening Day Age:** 22**Born:** San Jose, California, May 18, 1970**Bats:** Left **Throws:** Left**Height:** 6-2 **Weight:** 175**Major League Service:** None**Obtained:** Acquired from the Florida Marlins November 20, 1992 to complete the trade where the A's reacquired Eric Helfand in exchange for Walt Weiss, November 17, 1992.**Contract Status:** First year of a one-year contract through 1993.

**1992 HIGHLIGHTS**—Spent the entire season with St. Petersburg (St. Louis) of the Florida State League...pitched in the rotation for the year and set career highs in wins (10), innings pitched (151.2) and strikeouts (125)...his 1.96 ERA was a career low and the second lowest in the league....Scott pitched six or more innings in 18 of his 24 starts and allowed 2 or fewer earned runs in 21 of his 24 appearances including the final 12...had a 5-6 record over the final 3 months of the season despite a 1.46 ERA (86.1 IP, 14 ER)...league hitters batted a combined .229 (123 for 538) vs. Scott in 1992...his last appearance of the year his best of the season as he allowed Winter Haven just 1 hit and 1 unearned run over 6.0 innings while striking out 10.

**CAREER: 1990**—selected by St. Louis in the 8th round of the June draft and reported to Johnson City of the Appalachian League...led the league with 32 appearances and topped all relievers with 11.4 strikeouts every 9.0 innings as he struck out 65 in just 51.0 innings...allowed an earned run in just 7 of his 32 appearances. **1991**—converted into a starting pitcher as he split his season between Savannah and St. Petersburg...opened the year in Savannah and in 8 starts was 2-3 with a 2.89 ERA...struckout 41 in 46.2 innings...moved to St. Pete and went 3-9 with a 4.42 ERA in 19 appearances, 16 starts...5-hit complete game win vs. Vero Beach on July 10th was his first and only complete game as a professional.

**PERSONAL/MISCELLANEOUS:** Attended Taft Junior College (Taft, California) where he earned All-Conference honors before the June draft in 1990...is a 1988 graduate of Basic High School (Henderson, Nevada) where he was the Nevada State bowling champion...was the State runner-up in tennis, and All-Conference in baseball...lists collecting baseball cards, bowling, tennis, and water-skiing among his hobbies...Scott and his wife, Kristin, reside in Las Vegas, Nevada with their son, Tyler (8-17-92).

**LIFETIME PITCHING RECORD**

Year	Club	W	L	ERA	G	GS	CG	SHO	SV	IP	H	R	ER	BB	SO
1990	Johnson City	4	2	2.28	32	0	0	0	0	51.1	44	21	13	29	65
1991	Savannah	2	3	2.89	8	8	0	0	0	46.2	42	27	15	25	41
	St. Petersburg	3	9	4.42	19	16	1	0	0	93.2	98	47	46	42	50
1992	St. Petersburg	10	9	1.96	24	24	0	0	0	151.2	123	48	33	54	125

**CAREER TRANSACTIONS: 1990** -- Selected by the St. Louis Cardinals organization in the 8th round of the free-agent draft, June 4. **1992** -- Selected by the Florida Marlins in the expansion draft, November 17. Traded to the Oakland Athletics on November 20 to complete November 17 trade in which Oakland reacquired catcher Eric Helfand and a PTBNL for shortstop Walt Weiss.

**PRE-GAME BATTING AND FIELDING SCHEDULE**

	A's Hit	Visitors Hit	A's Infield	Visitors Infield
<b>7:05 game</b>	Until 5:40 PM	5:40 to 6:20 PM	6:20 to 6:30 PM	6:30 to 6:40 PM
<b>7:35 game</b>	Until 6:10 PM	6:10 to 6:50 PM	6:50 to 7:00 PM	7:00 to 7:10 PM
<b>1:05 game</b>	Until 11:40 AM	11:40 AM to 12:20 PM	12:20 to 12:30 PM	12:30 to 12:40 PM
<b>12:15 game</b>	Until 10:50 AM	10:50 to 11:30 AM	11:30 to 11:40 AM	11:40 to 11:50 AM

**Lance Robert Blankenship****1993 Opening Day Age:** 29**Born:** Portland, Oregon, December 6, 1963**Bats:** Right      **Throws:** Right**Height:** 6-0      **Weight:** 185**Major League Service:** 3 years, 110 days**Obtained:** Oakland's 10th round selection in the June, 1986 free agent draft.**Contract Status:** First year of a one-year contract through 1993.

**1992 HIGHLIGHTS** — First full major league season for Lance and he responded with an excellent season...following an injury to Weiss in spring training Lance was named the A's opening night starter at second base and he went on to start 69 games at the position...did not make an error at second base until May 30th...a stretch of 41 starts and 221 total chances...wound up making just 3 errors at second in 385 total chance for an excellent .992 fielding percentage...in the ALCS vs. Toronto started 4 of the 6 games at second base and went 3 for 13 with 3 walks...during the regular season kept his starting job at second until Weiss returned in early June and from then on Lance found playing time not only at second base but also at all three positions in the outfield and at first base in August when McGwire was out with an injury...finished up making 33 starts in the outfield and 4 at first base...had a career high 4 RBI July 6th at Cleveland, but the very next night in Detroit had his season interrupted by an inside pitch from the Tigers Kevin Ritz...the pitch broke a bone in his left hand and he did not return to action until August 10th missing a total 29 games...stole a career high 21 bases in 28 attempts and his 82 walks fueled an outstanding on-base percentage of .393...walk total the third best on the club to Rickey and McGwire...was one of the A's top hitters from the 7th inning on with a .289 average...which was 72 points higher than his average over the first 6 innings.

**CAREER: 1986**—after being a second round choice of the Boston Red Sox in the 1985 June draft, signed with A's after being chosen in 10th round of 1986 June draft...reported to Medford of the Northwest League, where he proceeded to hit .404 in 14 games...had 3 doubles, 2 homers and 17 RBIs...also stole 10 bases...promoted to Modesto of the California League...played in 55 games there, hitting .292...had 50 hits and 47 runs scored in the 55 games...also had 5 doubles, 3 triples and 6 homers. **1987**—actually spent 2 days with the A's in July when injuries cut into Oakland's outfield depth...did not see any game action...was sent back to Huntsville (AA) to finish out the minor league season...opened the year with Modesto (A) and after hitting .274 in 22 games was moved up to Huntsville in May...at Huntsville had an immediate impact...hit .344 in first 11 games with 3 homers and 10 RBIs. **1988**—first full season at Triple-A Tacoma...moved to Oakland for September...was chosen to play in the inaugural Triple-A All-Star game in Buffalo...led the Tigers in walks (96), runs (84) and steals (40)...appeared in 10 games for the A's in September, mostly as a pinch runner and defensive replacement...had 3 at-bats without a hit. **1989**—bounced back and forth between the major league club and Tacoma for much of the season but wound up on the A's 24-man playoff roster...picked up his first major league hit 4/19 at Seattle off Mark Langston...belted first major league homer 2 days later in Oakland off the Angels' Chuck Finley...appeared in 25 games at Tacoma with a .296 average...and 58 games with the A's...made one appearance in the ALCS vs. Toronto without an at-bat and then went 1 for 2 in the Series vs. San Francisco. **1990**—was on the A's opening day roster but never did find his stride offensively and was up and down twice between Oakland and Tacoma, the A's Triple-A club...started games at second base, third base, right and left field...and even made an appearance in center field...appeared in 3 games of the ALCS without an at-bat...did score one run...and then was 0 for 1 in a World Series pinch-hitting appearance...during the season was 2 for his first 6 but then went 1 for 31 before being assigned to Tacoma May 30th...returned to the A's 2 weeks later on June 13th when

Canseco went on the DL but it was just 10 days later, June 23rd, that Canseco returned to the lineup and Lance to Triple-A...came back July 16th when Randolph was injured...Blankenship then remained with the Athletics the remainder of the season. **1991**—for the fifth consecutive year split his season between Oakland and the minor leagues...played in a then career high 90 games with 49 starts for the A's...saw action at second base (45 games, 28 starts), third base (14 games, 9 starts), the outfield (28 games, 9 starts) and the DH spot (3 starts)...had his best success with the A's during the final five weeks of the season...hit at a .333 pace (13 for 39) with 5 RBI's.

**PERSONAL/MISCELLANEOUS:** Starred in football and baseball at Ygnacio Valley HS in Concord, California, graduating in 1982...attended the University of California for 4 years...first person ever to be named to the All-Pacific 10 Conference baseball team four consecutive years...was also an All-American at Cal in his junior and senior seasons...Lance and his wife, Shannon make their home in San Ramon, California with their son, Benjamin.

### LIFETIME PLAYING RECORD

Year	Club	AVG.	G	AB	R	H	2B	3B	HR	RBI	BB	SO	SB	CS
1986	Medford	.404	14	52	22	21	3	0	2	17	17	9	10	1
	Modesto	.292	55	171	47	50	5	3	6	25	41	39	15	3
1987	Modesto	.274	22	84	14	23	9	2	0	17	12	29	12	3
	Huntsville	.254	107	390	64	99	21	3	4	39	67	61	34	7
	OAKLAND	.000	0	0	0	0	0	0	0	0	0	0	0	0
1988	Tacoma	.265	131	437	84	116	21	8	9	52	96	75	40	12
	OAKLAND	.000	10	3	1	0	0	0	0	0	0	1	0	1
1989	Tacoma	.296	25	98	25	29	8	2	2	9	19	15	5	3
	OAKLAND	.232	58	125	22	29	5	1	1	4	8	31	5	1
1990	Tacoma	.258	24	93	18	24	7	1	1	9	14	16	7	3
	OAKLAND	.191	86	136	18	26	3	0	0	10	20	23	3	1
1991	Tacoma	.294	30	109	19	32	7	0	1	11	22	27	9	1
	OAKLAND	.249	90	185	33	46	8	0	3	21	23	42	12	3
1992	Tacoma	.158	5	19	3	3	0	0	1	5	2	7	0	0
	OAKLAND	.241	123	349	59	84	24	1	3	34	82	57	21	7
<b>M.L. Totals</b>		<b>.232</b>	<b>367</b>	<b>798</b>	<b>133</b>	<b>185</b>	<b>40</b>	<b>2</b>	<b>7</b>	<b>69</b>	<b>133</b>	<b>154</b>	<b>41</b>	<b>13</b>

**CAREER TRANSACTIONS:** 1985 -- Selected by the Boston Red Sox in 2nd round of free-agent draft, June 3. 1986 -- Selected by the Oakland Athletics in 10th round of free-agent draft, June 2. 1992 -- On disabled list, July 8 to August 10; included rehabilitation disability assignment to Tacoma, August 4 to 10.

### LEAGUE CHAMPIONSHIP SERIES RECORD

Year	Club/Opp.	AVG.	G	AB	R	H	2B	3B	HR	RBI	BB	SO	SB	CS
1989	OAK vs. TOR	.000	1	0	0	0	0	0	0	0	0	0	0	0
1990	OAK vs. BOS	.000	3	0	1	0	0	0	0	0	0	0	1	0
1992	OAK vs. TOR	.231	5	13	2	3	0	0	0	0	3	4	1	0
<b>Totals</b>		<b>.231</b>	<b>9</b>	<b>13</b>	<b>3</b>	<b>3</b>	<b>0</b>	<b>0</b>	<b>0</b>	<b>0</b>	<b>3</b>	<b>4</b>	<b>2</b>	<b>0</b>

### WORLD SERIES RECORD

Year	Club/Opp.	AVG.	G	AB	R	H	2B	3B	HR	RBI	BB	SO	SB	CS
1989	OAK vs. S.F.	.500	1	2	1	1	0	0	0	0	0	0	0	0
1990	OAK vs. CIN	.000	1	1	0	0	0	0	0	0	0	1	0	0
<b>Totals</b>		<b>.333</b>	<b>2</b>	<b>3</b>	<b>1</b>	<b>1</b>	<b>0</b>	<b>0</b>	<b>0</b>	<b>0</b>	<b>0</b>	<b>1</b>	<b>0</b>	<b>0</b>

### A's 1992 MULTIPLE RBI GAMES

PLAYER	2	3	4	5+	TOT	PLAYER	2	3	4	5+	TOT
Baines	11	4	2	1	18	Lansford	10	5	1	1	17
Blankenship	4	0	1	0	5	McGwire	20	5	3	1	29
Bordick	10	0	0	0	10	Neel	4	0	0	0	4
Brosius	3	2	0	0	5	Quirk	2	0	0	0	2
Browne	10	2	0	0	12	Ready	2	0	1	0	3
Canseco	12	4	2	0	18	Sierra	2	2	0	0	4
Fox	1	1	0	0	2	Steinbach	8	4	1	0	13
D. Henderson	1	0	0	0	1	Weiss	4	0	0	0	4
R. Henderson	7	3	0	0	10	Wilson	4	3	0	0	7

**BLANKENSHIP, cont.**

**VS. AL 1992 AND CAREER**

1992 AVG.	AB	H	HR	RBI	CAREER vs. TEAM	AVG.	AB	H	HR	RBI
.214	28	6	0	5	BALTIMORE	.180	50	9	0	6
.308	26	8	0	0	BOSTON	.250	76	19	1	3
.275	40	11	1	5	CALIFORNIA	.220	82	18	2	10
.200	30	6	0	3	CHICAGO	.180	50	9	1	7
.258	31	8	1	7	CLEVELAND	.271	70	19	1	8
.292	24	7	0	2	DETROIT	.259	54	14	0	2
.360	25	9	1	2	KANSAS CITY	.246	65	16	1	2
.135	37	5	0	4	MILWAUKEE	.179	67	12	0	6
.083	24	2	0	1	MINNESOTA	.167	54	9	0	4
.125	16	2	0	0	NEW YORK	.233	43	10	0	2
.265	34	9	0	0	SEATTLE	.237	76	18	1	8
.318	22	7	0	4	TEXAS	.328	67	22	0	10
.333	12	4	0	1	TORONTO	.227	44	10	0	1
.250	240	60	1	25	BEFORE ASB	.225	506	114	5	46
.220	109	24	2	9	AFTER ASB	.243	292	71	2	23
.257	167	43	1	19	HOME	.223	385	86	2	34
.225	182	41	2	15	AWAY	.240	413	99	5	35
.247	89	22	0	5	vs. LEFT	.223	269	60	2	25
.238	260	62	3	29	vs. RIGHT	.236	529	125	5	44
.235	136	32	1	12	DAY	.215	335	72	2	21
.244	213	52	2	22	NIGHT	.244	463	113	5	48
.250	72	18	1	8	APRIL	.219	146	32	3	19
.292	72	21	0	7	MAY	.250	136	34	0	10
.214	84	18	0	6	JUNE	.210	195	41	2	13
.250	12	3	0	4	JULY	.218	87	19	0	8
.235	51	12	1	6	AUGUST	.238	80	19	1	8
.207	58	12	1	3	SEPT/OCT	.260	154	40	1	11

**MAJOR LEAGUE FIELDING STATS**

**FIRST BASE**

YEAR	PCT.	G	PO	A	E	TC	DP
1990	---	1	0	0	0	0	0
1992	.975	7	37	2	1	40	4
<b>Totals</b>	<b>.975</b>	<b>8</b>	<b>37</b>	<b>2</b>	<b>1</b>	<b>40</b>	<b>4</b>

**SECOND BASE**

YEAR	PCT.	G	PO	A	E	TC	DP
1988	1.000	4	1	1	0	2	0
1989	.987	24	26	48	1	75	10
1990	1.000	20	20	32	0	52	7
1991	.983	45	72	101	3	176	23
1992	.992	78	159	223	3	385	56
<b>Totals</b>	<b>.990</b>	<b>171</b>	<b>278</b>	<b>405</b>	<b>7</b>	<b>690</b>	<b>96</b>

**THIRD BASE**

YEAR	PCT.	G	PO	A	E	TC	DP
1990	.947	28	17	37	3	57	2
1991	1.000	14	7	21	0	28	2
<b>Totals</b>	<b>.965</b>	<b>42</b>	<b>24</b>	<b>58</b>	<b>3</b>	<b>85</b>	<b>4</b>

**OUTFIELD**

YEAR	PCT.	G	PO	A	E	TC	DP
1989	1.000	25	43	1	0	44	1
1990	.935	28	29	0	2	31	0
1991	1.000	28	44	0	0	44	0
1992	.978	51	90	1	2	93	0
<b>Totals</b>	<b>.981</b>	<b>132</b>	<b>206</b>	<b>2</b>	<b>4</b>	<b>212</b>	<b>1</b>

**BLANKENSHIP'S BEST**

**SEASON**

AVG: .249 (1991)

H: 84 (1992)

HR: 3 (1991 & 92)

RBI: 34 (1992)

SB: 21 (1992)

HIT STREAK: 8 games (three times), last time: 8/22-31, 1992

CAREER GRAND SLAMS: 0

**GAME**

H: 3 (four times), last time: 9/8/92 at California

HR: 1 (seven times), last time: 9/7/92 at California

RBI: 4, 7/6/92 at Cleveland

**A's ONE-SEASON MILESTONES**

**.300 BATTING AVERAGE**

MIKE BORDICK (.300, 1992)

Jose Canseco (.307, 1988)

DAVE HENDERSON (.304, 1988)

RICKEY HENDERSON (.325, 1990; .319, 1981; .303, 1980)

Carney Lansford (.308, 1983, .300, 1984; .336, 1989)

Mitchell Page (.307, 1977)

Joe Rudi (.305, 1972)

Claudell Washington (.308, 1975)

**Joseph Martin Boever****1993 Opening Day Age:** 32**Born:** St. Louis, Missouri, October 4, 1960**Bats:** Right      **Throws:** Right**Height:** 6-1      **Weight:** 200**Major League Service:** 5 years, 80 days**Obtained:** Signed as a free agent January 22, 1993.**Contract Status:** First year of a one-year contract through 1993.

**1992 HIGHLIGHTS**—A non-roster invitee to Houston's camp, Joe wound up making the club and leading the National League in appearances with a career high 81 games...fourth consecutive year he has made 60 or more appearances...also ranked second in percentage of inherited runners allowed to score (15%, 6 of 40)...with 111.1 relief innings finished second in the major leagues to teammate Doug Jones...Joe fell just one appearance short of the Astros club mark held by Juan Agosto...got off to a fast start as he did not allow an earned run in his first 13 appearances (16.0 innings)...allowed first earned run to Cubs on May 7th...after the month of April, the Astros did not go more than four days or three games without an appearance by Boever...picked up the first of two saves on the year May 18th at Philadelphia...other save came September 16th vs. San Francisco...longest outing of the season 3.0 innings five different times...had an excellent first half with a 2-4 record and a 2.77 ERA but actually pitched better in the second half with a 1-2 mark and a 2.14 ERA including a 1.64 ERA (22.0 IP, 4 ER) in 14 September/October appearances...National League hitters batted a combined .248 (103 for 416) vs. Boever which broke down to .242 vs. lefthanded hitters and .252 vs. righthanders.

**CAREER: 1982**—signed by St. Louis as a non-drafted free agent, Boever went on to tie for the New York-Penn League lead with 9 saves in 19 games...struckout 63 hitters in 32.2 innings...was promoted to Springfield to closeout the season. **1983**—named to the Florida State League All-Star squad after leading the loop with 26 saves in 53 games. **1984**—opened the year in St. Petersburg and tied for the league lead with 14 saves...promoted late in the season to Arkansas and appeared in 8 games with 3 saves. **1985**—returned to Arkansas to start the year but moved up to Louisville in June and then St. Louis in July...made his major league debut in Los Angeles July 19th and struck out the first batter (Ken Landreaux) he faced...after making 9 relief appearances was optioned back to Louisville August 31st...Cardinals brought him back to St. Louis on September 9th and he finished out the season at the major league level. **1986**—started the season in St. Louis but after just one relief outing was optioned to Louisville...his 51 appearances ranked fourth in the American Association and he allowed just one homer in 88.0 innings...Cardinals brought him back in September to complete the year. **1987**—split the season with 3 teams beginning with Louisville where he led the league with 21 saves...allowed just 52 hits with 79 strikeouts in 59.0 innings of work...traded to Atlanta July 25th for pitcher Randy O'Neal, but after nearly a month with the Braves was optioned to Richmond August 19th...returned to Atlanta September 1st. **1988**—went 6-3 at Richmond with a 2.14 ERA and a league leading 22 saves...recalled by Atlanta July 28th when Bruce Sutter went on the disabled list...allowed 1 earned run in 9.2 innings before returning to Richmond August 19th...returned to the Braves in September...had a league-best 20 saves in the Puerto Rican Winter League. **1989**—first full major league season and he saved a career best 21 games for Atlanta...converted 18 of his first 21 save opportunities...became only the fifth member of the Atlanta Braves to save 20 games in a season. **1990**—traded to Philadelphia for pitcher Marvin Freeman July 23rd...had a 2.15 ERA with 6 saves, 40 strikeouts and just 16 walks as a Phillie...67 total appearances ranked eighth in the National League. **1991**—with Philadelphia established then career highs in appearances (68), and innings (98.1)...did strikeout what is still a career best 89 hitters including a career one game high of 5 twice (May 17th vs. Chicago and June 6th at Atlanta)...struckout 30 in his last 27.1 innings...for the first time

**BOEVER, cont.**

since 1987 Joe did not record a save...became a free agent December 20th when Philadelphia did not tender him a contract...signed a minor league contract with Houston January 27, 1992.

**PERSONAL/MISCELLANEOUS:**Last name pronounced BAY-ver...Joe was born and raised in St. Louis, Missouri...is a 1979 graduate of Lindbergh High School (St. Louis) where he participated in baseball, football and wrestling...played Little League, CYO and American Legion baseball in the St. Louis area...attended and played baseball at both Crowder Junior College (Missouri) and Meramec Junior College (St. Louis) before pitching at the University of Nevada at Las Vegas in 1982...Joe and his wife, the former Elizabeth Frizzell, were married on November 11, 1983 and they have one daughter, Alexandra, born February 15, 1989...Joe and his family live in Largo, Florida during the winter months.

**LIFETIME PITCHING RECORD**

Year	Club	W	L	ERA	G	GS	CG	SHO	SV	IP	H	R	ER	BB	SO
1982	Erie	2	3	1.93	19	0	0	0	9	32.2	20	8	7	12	63
	Springfield	0	0	2.25	3	0	0	0	0	4.0	3	1	1	2	7
1983	St. Petersburg	5	6	3.02	53	0	0	0	26	80.1	61	29	27	37	57
1984	Arkansas	0	1	8.18	8	0	0	0	3	11.0	10	11	10	12	12
	St. Petersburg	6	4	3.01	48	0	0	0	14	77.2	52	31	26	45	81
1985	Arkansas	3	1	1.19	27	0	0	0	9	37.2	21	5	5	23	45
	Louisville	3	2	2.04	21	0	0	0	1	35.1	28	11	8	22	37
	ST. LOUIS	0	0	4.41	13	0	0	0	0	16.1	17	8	8	4	20
1986	Louisville	4	5	2.25	51	0	0	0	5	88.0	71	25	22	48	75
	ST. LOUIS	0	1	1.66	11	0	0	0	0	21.2	19	5	4	11	8
1987	Louisville	3	2	3.36	43	0	0	0	21	59.0	52	22	22	27	79
	Richmond	1	0	1.00	6	0	0	0	1	9.0	8	1	1	4	8
	ATLANTA	1	0	7.36	14	0	0	0	0	18.1	29	15	15	12	18
1988	Richmond	6	3	2.14	48	0	0	0	22	71.1	47	17	17	22	71
	ATLANTA	0	2	1.77	16	0	0	0	1	20.1	12	4	4	1	7
1989	ATLANTA	4	11	3.94	66	0	0	0	21	82.1	78	37	36	34	68
1990	ATLANTA	1	3	4.68	33	0	0	0	8	42.1	40	23	22	35	35
	PHILADELPHIA	2	3	2.15	34	0	0	0	6	46.0	37	12	11	16	40
1991	PHILADELPHIA	3	5	3.84	68	0	0	0	0	98.1	90	45	42	54	89
1992	HOUSTON	3	6	2.51	81	0	0	0	2	111.1	103	38	31	45	67
<b>M.L. Totals</b>		<b>14</b>	<b>31</b>	<b>3.41</b>	<b>336</b>	<b>0</b>	<b>0</b>	<b>0</b>	<b>38</b>	<b>457.0</b>	<b>425</b>	<b>187</b>	<b>173</b>	<b>212</b>	<b>352</b>

**CAREER TRANSACTIONS:**1982 -- Signed as an undrafted free agent by the St. Louis Cardinals organization, June 25. 1987 -- Traded to the Atlanta Braves for pitcher Randy O'Neal, July 25. 1990 -- Traded to the Philadelphia Phillies for pitcher Marvin Freeman, July 23. 1991 -- Granted free agency, December 20. 1992 -- Signed by the Houston Astros organization, January 27. Granted free agency. 1993 -- Signed by the Oakland Athletics, January 22.

**VS. ML 1992 AND CAREER**

1992	ERA	W	L	SV	G	IP	H	ER	CAREER vs. TEAM	ERA	W	L	SV	G	IP	H	ER
2.77	2	4	1	47	65.0	62	20		BEFORE ASB	3.55	8	15	24	155	212.2	188	84
2.14	1	2	1	34	46.1	41	11		AFTER ASB	3.28	6	16	14	180	244.1	237	89
1.32	1	2	1	44	61.1	55	9		HOME	2.92	9	14	16	183	265.1	237	86
3.96	2	4	1	37	50.0	48	22		AWAY	4.09	5	17	22	153	191.2	188	87
2.87	1	1	0	25	31.1	35	10		DAY	4.44	2	6	10	94	119.2	126	59
2.36	2	5	2	56	80.0	68	21		NIGHT	3.04	12	25	28	242	337.1	299	114
0.00	0	0	0	9	13.2	6	0		APRIL	2.65	2	3	5	38	57.2	43	17
3.09	1	1	1	20	23.1	22	8		MAY	2.92	5	6	9	53	71.0	62	23
4.43	1	2	0	12	20.1	23	10		JUNE	5.46	1	4	6	47	64.1	67	39
2.20	0	1	0	15	16.1	21	4		JULY	2.43	2	3	9	55	63.0	55	17
2.87	1	2	0	11	15.2	11	5		AUGUST	4.12	2	7	5	68	91.2	95	42
1.64	0	0	1	14	22.0	20	4		SEPT/OCT	2.88	2	8	4	75	109.1	103	35

**DID YOU KNOW...**

That Reggie Jackson becomes the sixth player that played for the Oakland A's to be inducted into the Baseball Hall of Fame. The other five are Rollie Fingers, Jim "Catfish" Hunter, Willie McCovey, Joe Morgan and Billy Williams.

## MAJOR LEAGUE FIELDING TOTALS

### PITCHER

YEAR	PCT.	G	PO	A	E	TC	DP
1985	---	13	0	0	0	0	0
1986	1.000	11	1	2	0	3	0
1987	1.000	14	0	2	0	2	0
1988	1.000	16	2	3	0	5	1
1989	1.000	66	7	15	0	22	0
1990	.867	67	6	7	2	15	1
1991	1.000	68	1	10	0	11	0
1992	.920	81	4	19	2	25	2
<b>Totals</b>	<b>.952</b>	<b>336</b>	<b>21</b>	<b>58</b>	<b>4</b>	<b>83</b>	<b>4</b>

### BOEVER'S BEST

#### SEASON

W: 4 (1989)

SV: 21 (1989)

CG: --

ERA: 2.51 (1992)

G: 81 (1992)

IP: 111.1 (1992)

SO: 89 (1991)

LONGEST WINNING STREAK: 2 (twice), last time: 5/13-18, 1991

LONGEST LOSING STREAK: 8, 8/4-9/20, 1989

#### GAME

LOW HIT CG: --

IP: 3.1, 9/6/86 vs. New York

SO: 5 (twice), last time: 6/6/91 vs. Atlanta

14

MIKE BORDICK

IF



### Michael Todd Bordick

1993 Opening Day Age: 27

Born: Marquette, Michigan, July 21, 1965

Bats: Right      Throws: Right

Height: 5-11      Weight: 175

Major League Service: 2 years, 9 days

Obtained: Was not drafted, signed as a free agent July 10, 1986

Contract Status: First year of a one-year contract through 1993.

**1992 HIGHLIGHTS**—Came to spring camp looking to compete for the starting second base position and wound up as one of the keys to the A's season...topped the 1992 Athletic's and finished tenth in the league with a .300 average...also led the A's in hits (151), multiple hit games (41), and games played (154)...became only the second infielder in Oakland A's history to hit .300 or better...only Carney Lansford (3 times) and Bordick have done it...with the injury to Weiss to start the year Mike was the A's everyday shortstop to open the season and when Weiss returned to action in early June Mike slid over to second base and wound up making 83 starts at second base in addition to 66 starts at shortstop...started all 6 games of the ALCS vs. the Blue Jays including 4 games at shortstop and 2 at second base...was just 1 for 19 with the bat but played flawless defense at both positions...during the regular season not only did he supply superb defense but he gave a glimpse of things to come opening night at the Coliseum vs. Kansas City as his 2 RBI single in the 8th inning knocked in the tying and winning runs...after a red-hot April where he finished fifth in the league at .355 actually took over the top spot in the AL batting race for eight days May 25 through June 1...kept his average over .300 until July 8th when it slipped to .299 but with a burst just before the All-Star break pushed his average to .314 at the break...was not named to the All-Star team but received more than 50,000 write-in votes...the top write-in number for any player in baseball...after the break had one of the biggest clutch hits on the season July 24th in the bottom of the 9th vs. the Blue Jays...after Maldonado had homered off Eckersley in the top of the 9th inning to give the Jays a 1 run lead Bordick's 2 RBI double off Henke in the bottom of the inning gave the A's a come-from-behind win...kept his average in the high .290's until late September when he went 5 for his last 12 to finish right at the .300 level for the year.

**CAREER: 1986**—signed in the summer as a free agent after A's scout J.P. Ricciardi and Director of Scouting, Dick Bogard, saw him play in the Cape Cod League...after he signed, Mike moved in as Medford's everyday shortstop. **1987**—outstanding season at Modesto of the California League...was the top fielding shortstop in the league (.968) and hit .268 with then career highs in doubles (17), homers (3) RBI (75) and walks (87). **1988**—moved up to Double-

## BORDICK, cont.

A Huntsville and hit a career high .270 with 87 walks...for the first time in his pro career played both second base (69 games) and shortstop (64 games)...also played one game at third. **1989**—the next year moved up another notch to Tacoma of the Pacific Coast League...hit .240 and again saw extensive action at both second (67 games) and shortstop (64 games). **1990**—reported to the A's minor league spring camp to open the 1990 season...but he saw action in his first major league games when the A's needed infield depth during the Cactus League...his excellent spring play earned Mike a spot on the A's opening night roster...had two different stints with the A's during the season...played 10 games in April at second, third and shortstop...but when the expanded roster was reduced April 30th Bordick was optioned to Tacoma...hit .227 as the everyday shortstop at Tacoma...returned to the A's in September when the rosters expanded again...recorded his first major league hit in his first at-bat after his return...a single off Jeff Robinson in New York on September 8th...made his first major league start September 10th in Seattle...was not on the A's post-season roster but when Weiss went down with a knee injury in the ALCS Bordick was activated for the World Series...wound up making three appearances at shortstop in the Series...did not have an at-bat. **1991**—opened the year in Tacoma but was recalled June 7th which was the day after Weiss tore ligaments in his ankle...installed as the everyday shortstop July 2nd and wound up as the A's starter in 81 of the final 85 games...made 10 errors in 356 total chances at shortstop for a fine .972 fielding percentage...also played 5 games, making one start, at second base...average slipped to .191 on July 28th but over his final 62 games Mike hit .257 with 14 of his 21 RBI.

**PERSONAL/MISCELLANEOUS:** Played three years at the University of Maine in Orono, Maine...appeared in two College World Series...is 25 credits short of his degree in Health Fitness...played football and baseball at Hampden Academy in Hampden, Maine...graduated in 1983...lists hunting and fishing as two of his hobbies...Mike and his wife, Monica, reside in Auburn, Maine during the off season.

## LIFETIME PLAYING RECORD

Year	Club	AVG.	G	AB	R	H	2B	3B	HR	RBI	BB	SO	SB	CS
1986	Medford	.257	46	187	30	48	3	1	0	19	40	21	6	0
1987	Modesto	.268	133	497	73	133	17	0	3	75	87	92	8	8
1988	Huntsville	.270	132	481	48	130	13	2	0	38	87	50	7	9
1989	Tacoma	.240	136	487	55	117	17	1	1	43	58	51	4	9
1990	Tacoma	.227	111	348	49	79	16	1	2	30	46	40	3	0
	OAKLAND	.071	25	14	0	1	0	0	0	0	1	4	0	0
1991	Tacoma	.272	26	81	15	22	4	1	2	14	17	10	0	1
	OAKLAND	.238	90	235	21	56	5	1	0	21	14	37	3	4
1992	OAKLAND	.300	154	504	62	151	19	4	3	48	40	59	12	6
<b>M.L. Totals</b>		<b>.276</b>	<b>269</b>	<b>753</b>	<b>83</b>	<b>208</b>	<b>24</b>	<b>5</b>	<b>3</b>	<b>69</b>	<b>55</b>	<b>100</b>	<b>15</b>	<b>10</b>

## A's 1992 HITTING WITH TWO OUT

PLAYER	AVG	AB	H	HR	RBI	PLAYER	AVG	AB	H	HR	RBI
Baines	.208	178	37	8	30	Lansford	.273	154	42	1	32
Blankenship	.248	101	25	1	11	McGwire	.301	136	41	10	39
Bordick	.274	168	46	1	17	Mercedes	.750	4	3	0	1
Brosius	.148	27	4	1	4	Neel	.222	18	4	0	3
Browne	.253	91	23	1	17	Quirk	.233	73	17	0	2
Canseco	.213	141	30	6	21	Ready	.132	38	5	2	6
Fox	.250	40	10	1	2	Sierra	.200	30	6	0	1
Hemond	.091	11	1	0	1	Steinbach	.302	139	42	6	22
D. Henderson	.158	19	3	0	0	Weiss	.209	110	23	0	9
R. Henderson	.245	94	23	1	14	Wilson	.199	146	29	0	8
Howitt	.000	8	0	0	0	<b>TOTALS</b>	<b>.239</b>	<b>1735</b>	<b>415</b>	<b>39</b>	<b>240</b>
Kingery	.111	9	1	0	0						

**CAREER TRANSACTIONS:** 1986 -- Signed as a free-agent by the Oakland Athletics, July 10.

### LEAGUE CHAMPIONSHIP SERIES RECORD

Year	Club/Opp.	AVG.	G	AB	R	H	2B	3B	HR	RBI	BB	SO	SB	CS
1992	OAK vs. TOR	.053	6	19	1	1	0	0	0	0	1	2	1	0

### WORLD SERIES RECORD

Year	Club/Opp.	AVG.	G	AB	R	H	2B	3B	HR	RBI	BB	SO	SB	CS
1990	OAK vs. CIN	.000	3	0	0	0	0	0	0	0	0	0	0	0

### VS. AL 1992 AND CAREER

1992	CAREER									
AVG.	AB	H	HR	RBI	vs. TEAM	AVG.	AB	H	HR	RBI
.349	43	15	0	2	BALTIMORE	.266	64	17	0	2
.231	39	9	0	3	BOSTON	.241	58	14	0	3
.217	46	10	0	4	CALIFORNIA	.215	65	14	0	5
.281	32	9	0	3	CHICAGO	.302	43	13	0	3
.318	44	14	0	3	CLEVELAND	.300	60	18	0	5
.273	33	9	0	3	DETROIT	.189	53	10	0	4
.311	45	14	0	5	KANSAS CITY	.329	76	25	0	12
.294	34	10	1	3	MILWAUKEE	.292	48	14	1	3
.357	42	15	0	4	MINNESOTA	.300	60	18	0	5
.200	40	8	1	2	NEW YORK	.241	54	13	1	2
.314	35	11	0	6	SEATTLE	.271	59	16	0	8
.367	30	11	1	6	TEXAS	.310	58	18	1	11
.390	41	16	0	4	TORONTO	.327	55	18	0	6
.314	283	89	2	28	BEFORE ASB	.305	315	96	2	33
.281	221	62	1	20	AFTER ASB	.256	438	112	1	36
.296	240	71	3	25	HOME	.271	351	95	3	32
.303	264	80	0	23	AWAY	.281	402	113	0	37
.336	131	44	1	15	vs. LEFT	.292	195	57	1	21
.287	373	107	2	33	vs. RIGHT	.271	558	151	2	48
.317	205	65	3	20	DAY	.300	280	84	3	30
.288	299	86	0	28	NIGHT	.262	473	124	0	39
.355	76	27	0	10	APRIL	.329	82	27	0	10
.348	89	31	1	8	MAY	.348	89	31	1	8
.234	77	18	1	8	JUNE	.230	87	20	1	8
.292	89	26	0	6	JULY	.261	157	41	0	13
.270	89	24	0	6	AUGUST	.261	165	43	0	10
.298	84	25	1	10	SEPT/OCT	.266	173	46	1	20

### MAJOR LEAGUE FIELDING STATS

#### SECOND BASE

YEAR	PCT.	G	PO	A	E	TC	DP
1990	1.000	7	2	4	0	6	0
1991	.929	5	9	4	1	14	2
1992	.987	95	201	266	6	473	57
<b>Totals</b>	<b>.986</b>	<b>107</b>	<b>212</b>	<b>274</b>	<b>7</b>	<b>493</b>	<b>59</b>

#### THIRD BASE

YEAR	PCT.	G	PO	A	E	TC	DP
1990	1.000	10	2	3	0	5	0
1991	---	1	0	0	0	0	0
<b>Totals</b>	<b>1.000</b>	<b>11</b>	<b>2</b>	<b>3</b>	<b>0</b>	<b>5</b>	<b>0</b>

#### SHORTSTOP

YEAR	PCT.	G	PO	A	E	TC	DP
1990	1.000	9	5	1	0	6	0
1991	.972	84	137	209	10	356	44
1992	.967	70	110	183	10	303	50
<b>Totals</b>	<b>.970</b>	<b>163</b>	<b>252</b>	<b>393</b>	<b>20</b>	<b>665</b>	<b>94</b>

#### BORDICK'S BEST

##### SEASON

AVG: .300 (1992)

H: 151 (1992)

HR: 3 (1992)

RBI: 48 (1992)

SB: 12 (1992)

HIT STREAK: 12, 10/1/91 to 4/13/92

CAREER GRAND SLAMS: 0

##### GAME

H: 4 (four times), last time: 8/30/92 vs. Cleveland

HR: 1 (three times), last time: 10/3/92 vs. Milwaukee

RBI: 2 (14 times), last time: 9/10/92 vs. Seattle

**Scott David Brosius****1993 Opening Day Age:** 26**Born:** Hillsboro, Oregon, August 15, 1966**Bats:** Right      **Throws:** Right**Height:** 6-1      **Weight:** 185**Major League Service:** 1 year, 15 days**Obtained:** Oakland's 20th round selection in the June, 1987 free agent draft.**Contract Status:** First year of a one-year contract through 1993.

**1992 HIGHLIGHTS** — One of a number of young A's who rode the shuttle between Tacoma and Oakland for much of the season...used at several different positions during his time in Oakland as Scott made 11 starts in the outfield, 7 at third base and 3 at first base when McGwire was out injured...also appeared in one game at shortstop...after a brilliant spring where he hit .360 with a club high 27 hits Scott was on the opening night roster...but appeared in just 7 games before he went on the disabled list April 18th with a bruised left hip...came back May 12th and appeared 7 games before being optioned to Tacoma for the first time, May 27th...returned to the A's just about 5 weeks later, July 6th in Cleveland...after flying all day met the A's in Cleveland and wound up with a career night as Scott recorded 4 hits including 2 homers and 3 RBI...did his best hitting of the season from that game up to the All-Star break as he went 8 for 22 (.364) with 3 homers and 5 RBI in 7 games...just prior to the break was felled by a viral infection and went on the disabled list for a second time...when finally healthy again was optioned back to Tacoma August 3rd...returned to the A's 3 weeks later, August 24th and spent the balance of the year with the Athletics...did not see much action through September but finished out the year 4 for his last 14 with a homer and 5 RBI...was not on the A's 25 man roster for the ALCS vs. Toronto.

**CAREER: 1987**—after the June draft reported to Medford of the Northwest League...hit .286 and led the club with 49 RBI's...also topped the league with 7 sacrifice flies. **1988**—first full season of professional baseball...played the full year at Madison and finished second in the Midwest League with a .304 average...topped his club in average, runs (82) hits (153) and doubles (28). **1989**—moved up to Double-A Huntsville...continued to have success with the bat hitting .271 in 128 games...also had 31 extra-base hits and knocked in 60 runs. **1990**—outstanding offensive year in his second season at Double-A Huntsville...finished in the top five of nine different Southern League offensive categories...led the league in hits (162), doubles (39) and total bases (274)...tied for the league lead in games played (142)...Scott's 23 homers were third best in the loop and topped the A's Player Development System...also finished third in runs scored (94) and fifth in RBI's (88)...was the Stars shortstop for much of the season (100 games) but also saw duty at second base (42 games) and third base (1 game)...named to the Southern League All-Star squad as a utility player. **1991**—after hitting .286 in 65 games for Tacoma to open the year Scott was brought up August 4th...his debut at the Coliseum August 7th vs. Seattle was a memorable one...his professional experience in the outfield consisted of three games at Madison (A) in 1988 before he started for the A's in right field that day...doubled off the Mariners' Brian Holman in his first at-bat and then homered off Holman in his second at-bat...finished the day 2 for 4 with an RBI and four putouts in right field...went on to start 17 games for the A's...10 in the outfield and 7 at third base...also made 18 appearances at second base.

**PERSONAL/MISCELLANEOUS:** Starred in football, basketball and baseball at Rex Putnam High School (Milwaukie, Oregon)...after graduating from high school in 1984 attended Linfield College in McMinnville, Oregon for three years...signed by A's scout Grady Fuson...had never seen a major league game until his first spring training with the A's organization in 1988...currently makes his winter home in Portland, Oregon with his wife, Jennifer, and their daughter, Allison.

## LIFETIME PLAYING RECORD

Year	Club	AVG.	G	AB	R	H	2B	3B	HR	RBI	BB	SO	SB	CS
1987	Medford	.286	65	255	34	73	18	1	3	49	26	36	5	2
1988	Madison	.304	132	504	82	153	28	2	9	58	56	67	13	12
1989	Huntsville	.271	128	461	68	125	22	2	7	60	58	62	4	6
1990	Huntsville	.296	142	547	94	162	39	2	23	88	81	81	12	3
	Tacoma	.143	3	7	2	1	0	1	0	0	1	3	0	0
1991	Tacoma	.286	65	245	28	70	16	3	8	31	18	29	4	2
	OAKLAND	.235	36	68	9	16	5	0	2	4	3	11	3	1
1992	Tacoma	.237	63	236	29	56	13	0	9	31	23	44	8	5
	OAKLAND	.218	38	87	13	19	2	0	4	13	3	13	3	0
<b>M.L. Totals</b>		<b>.226</b>	<b>74</b>	<b>155</b>	<b>22</b>	<b>35</b>	<b>7</b>	<b>0</b>	<b>6</b>	<b>17</b>	<b>6</b>	<b>24</b>	<b>6</b>	<b>1</b>

**CAREER TRANSACTIONS:** 1987 -- Selected by the Oakland Athletics in 20th round of free agent draft, June 2. 1992 -- On disabled list, April 18 to May 12; included rehabilitation disability assignment to Tacoma, May 6 to 12. On disabled list, July 13 to August 3; included rehabilitation disability assignment to Tacoma, July 27 to August 3.

## VS. AL 1992 AND CAREER

1992 AVG.	AB	H	HR	RBI	CAREER vs. TEAM	AVG.	AB	H	HR	RBI
.000	3	0	0	0	BALTIMORE	.000	3	0	0	0
.067	15	1	0	0	BOSTON	.095	21	2	0	0
.000	0	0	0	1	CALIFORNIA	.125	16	2	0	1
.000	3	0	0	0	CHICAGO	.091	11	1	0	0
.444	9	4	2	3	CLEVELAND	.444	9	4	2	3
.333	6	2	0	0	DETROIT	.250	16	4	0	1
.167	12	2	0	2	KANSAS CITY	.235	17	4	0	3
.167	6	1	1	4	MILWAUKEE	.143	7	1	1	4
---	0	0	0	0	MINNESOTA	.250	4	1	0	0
.200	5	1	0	0	NEW YORK	.200	5	1	0	0
.333	3	1	0	0	SEATTLE	.429	14	6	2	2
.417	12	5	0	1	TEXAS	.400	15	6	0	1
.154	13	2	1	2	TORONTO	.176	17	3	1	2
.250	56	14	3	7	BEFORE ASB	.250	56	14	3	7
.161	31	5	1	6	AFTER ASB	.212	99	21	3	10
.194	31	6	1	5	HOME	.191	68	13	2	6
.232	56	13	3	8	AWAY	.253	87	22	4	11
.292	24	7	3	7	vs. LEFT	.250	48	12	3	8
.190	63	12	1	6	vs. RIGHT	.215	107	23	3	9
.133	30	4	1	3	DAY	.218	55	12	3	6
.263	57	15	3	10	NIGHT	.230	100	23	3	11
.222	18	4	0	2	APRIL	.222	18	4	0	2
.125	16	2	0	0	MAY	.125	16	2	0	0
---	0	0	0	0	JUNE	---	0	0	0	0
.364	22	8	3	5	JULY	.364	22	8	3	5
.000	9	0	0	0	AUGUST	.180	50	9	2	2
.227	22	5	1	6	SEPT/OCT	.245	49	12	1	8

## 1992 A's AT A GLANCE

Opposition	1	2	3	4	5	6	7	8	9	x	TOTAL
Opposition	83	68	82	85	79	90	73	65	41	6	672
Athletics	95	72	93	57	88	75	112	95	49	9	745

PITCHING ANALYSIS	ERA	W-L-S	IP	H	R	ER	HR	BB	SO
Starters	3.88	67-52-0	962.2	939	467	415	94	411	497
Relievers	3.42	29-14-58	484.1	457	205	184	35	190	346

66-19	When A's Score First	48-12	More Homers Than Opponent
30-47	When Opponent Scores First	18-35	Fewer Homers Than Opponent
28-8	When Lefthander Starts	30-19	Same Total Of Homers
68-58	When Righthander Starts	74-3	With Lead Entering The 8th
67-52	vs. Starting Pitchers	82-1	With Lead Entering The 9th
29-14	vs. Relief Pitchers	12-6	With Score Tied Entering The 8th
8-5	In Extra Innings	11-4	With Score Tied Entering The 9th
23-21	In One-Run Decisions	10-57	Trailing Entering The 8th
25-10	In Two-Run Decisions	3-61	Trailing Entering The 9th
14	Most Runs (9/8 at California)	4-3	When Staff Walks None
19	Most Hits (twice)	59-22	When Staff Walks 3 Or Less
10	Longest Winning Streak (9/8-18)	37-44	When Staff Walks 4 Or More
5	Longest Losing Streak (8/31-9/5)	28-19-5	In Series Play

**BROSIUS, cont.**

**MAJOR LEAGUE FIELDING STATS**

**FIRST BASE**

YEAR	PCT.	G	PO	A	E	TC	DP
1992	1.000	3	39	0	0	39	2
<b>Totals</b>	<b>1.000</b>	<b>3</b>	<b>39</b>	<b>0</b>	<b>0</b>	<b>39</b>	<b>2</b>

**SECOND BASE**

YEAR	PCT.	G	PO	A	E	TC	DP
1991	1.000	18	4	5	0	9	1
<b>Totals</b>	<b>1.000</b>	<b>18</b>	<b>4</b>	<b>5</b>	<b>0</b>	<b>9</b>	<b>1</b>

**THIRD BASE**

YEAR	PCT.	G	PO	A	E	TC	DP
1991	1.000	7	3	10	0	13	1
1992	.957	12	8	14	1	23	0
<b>Totals</b>	<b>.972</b>	<b>19</b>	<b>11</b>	<b>24</b>	<b>1</b>	<b>36</b>	<b>1</b>

**SHORTSTOP**

YEAR	PCT.	G	PO	A	E	TC	DP
1992	1.000	1	1	0	0	1	0
<b>Totals</b>	<b>1.000</b>	<b>1</b>	<b>1</b>	<b>0</b>	<b>0</b>	<b>1</b>	<b>0</b>

**OUTFIELD**

YEAR	PCT.	G	PO	A	E	TC	DP
1991	1.000	13	24	1	0	25	1
1992	1.000	20	20	1	0	21	0
<b>Totals</b>	<b>1.000</b>	<b>33</b>	<b>44</b>	<b>2</b>	<b>0</b>	<b>46</b>	<b>1</b>

**BROSIUS' BEST SEASON**

AVG: .235 (1991)  
 H: 19 (1992)  
 HR: 4 (1992)  
 RBI: 13 (1992)  
 SB: 3 (1991 & 92)  
 HIT STREAK: 3, 9/30/91 to 4/9/92  
 CAREER GRAND SLAMS: 0

**GAME**

H: 4, 7/6/92 at Cleveland  
 HR: 2, 7/6/92 at Cleveland  
 RBI: 3 (twice), last time: 10/3/92 vs. Milwaukee

**30**

**JERRY BROWNE**

**IF**



**Jerome Austin Browne**

**1993 Opening Day Age: 27**

**Born:** St. Croix, Virgin Islands, February 3, 1966

**Bats:** Switch      **Throws:** Right

**Height:** 5-10      **Weight:** 170

**Major League Service:** 5 years, 122 days

**Obtained:** Signed as a free agent to a minor league contract, April 9, 1992.

**Contract Status:** First year of a one-year contract through 1993.

**1992 HIGHLIGHTS**—Released by Cleveland at the end of spring training, Jerry was signed to a Tacoma (AAA) contract on April 9th...after 4 games at Tacoma where he hit .412 in 4 games Jerry was called up to Oakland April 20th and he turned out to be one of the key performers for the Athletics...played just about everywhere for Tony La Russa starting 7 games at second base, 38 at third base and 37 in the outfield...started at all three outfield positions plus played a game at shortstop...hit .400 (4 for 10) with 2 RBI and 2 walks in the ALCS vs. Toronto...started the final 3 games of the series, once in center field and twice at third base...picked up all 4 of his hits in game #5 at the Coliseum...during the season made just 5 errors, 4 at third base and 1 in the outfield...Jerry's .287 average was his best mark since he hit .299 for Cleveland in 1989 and it was a new Oakland club record for batting average by a switch-hitter...led the American League with 16 sacrifice hits...got off to a slow start in Oakland with 17 hits in his first 70 at-bats (.243) but from June 1st on hit at a .299 clip (76 for 254)...was the A's best hitter after the All-Star break with a .308 average (44 for 143) and one of the top hitters in the clutch as evidenced by his .321 mark with runners in scoring position...did his best work of the season in August when he hit .333 with 1 homer and 11 RBI....the switch-hitter was much more effective as a lefthanded hitter...Jerry hit .305 lefthanded and .184 righthanded...in addition for the second consecutive year was one of the top pinch-hitters in the American League as Jerry finished with 7 pinch-hits in 15 at-bats for a .467 average...over the last two seasons is 18 for 49 (.367) in the pinch...Browne hit .556 (5 for 9) with the bases loaded as he knocked in 13 runs with the sacks full.

**CAREER: 1983**—signed as a free agent on March 3...named the Gulf Coast League's All-Star second baseman at Sarasota. **1984**—ranked sixth in the Midwest League with 31 stolen bases at Burlington. **1985**—was the Carolina League's All-Star second baseman at Salem...led loop's second basemen in total chances (675) and tied for second in walks (82). **1986**—had a fine season at AA Tulsa...led Texas League second basemen with a .984 fielding percentage and ranked second in steals (39), third in triples (7) and 10th in batting (.303)...called up to the Rangers on September 5...singled off Minnesota's Bill Latham on September 13 for first M.L. hit...hit .316 and was chosen to Puerto Rican League All-Star Team at Santurce. **1987**—led Rangers in on base percentage (.358), triples (6) and steals (27) in his rookie season...ranked third in walks (61) among A.L. rookies, tied for third in steals and was fifth in batting (.271)...became Rangers' leadoff hitter in late May and batted .300 (73 for 243) in his final 69 games beginning June 28...reached base safely via hit or walk in 109 of 129 games...belted first M.L. homer on August 19 off Kansas City's Bud Black...named Rangers Rookie of the Year by the Dallas-Fort Worth BBWAA. **1988**—batted .229 with 1 HR and 17 RBI in 73 games with Texas...began the year as the Rangers starting second baseman...started 39 games but batted just .197 (26 for 132) with 6 RBI before being optioned to AAA Oklahoma City on June 9...hit .252 with 5 HR and 34 RBI in 76 games for the 89ers...recalled on September 5...started 21 of Texas' final 25 games, hitting .280 (23 for 82) with 1 HR and 11 RBI...traded to Cleveland following the season. **1989**—won the second base job in spring training and enjoyed a fine season, winning Tribe "Man of the Year" honors as selected by the local chapter of the BBWAA...set career highs in every offensive category except triples and steals...led Indians with .299 batting average, 179 hits, .370 on-base percentage and 14 steals...also led club with 54 multi-hit games which tied for 7th in the AL...had .299 average with 2 HR and 30 RBI at the All-Star Break...batted leadoff 114 times in 1989 and hit .302 (137 for 454) with 66 runs, 4 HR, 28 RBI, 54 walks and a .375 on-base percentage...his .281 average with runners in scoring position led the team...tied for second in the A.L. among second baseman with 151 games played. **1990**—established career highs in RBI (50), runs (92), home runs (6) and walks (72)...his 92 runs ranked seventh in the AL...matched personal game highs with four hits and four RBI on August 25 at Baltimore...had 11 sacrifice flies which was third in the AL...had a season-high nine-game hitting streak May 7-16 and batted .324 over that span...hit .409 against Baltimore...on June 25 he had a string of 44 consecutive errorless games snapped...had a season-high four walks on August 15 vs. Minnesota. **1991**—led the Indians with 11 pinch hits...tied for second in the AL...began the year as Cleveland's starting second baseman but hit only .143 in April and was hitting .160 on May 11 when he was replaced by rookie Mark Lewis...made his first career appearance in the outfield on May 28 and had 17 appearances in the outfield...also played 2B and 3B...only HR off season came on 7/25 vs. Oakland...a pinch-hit shot off Eckersley to give the Indians a come from behind 8-7 win.

**PERSONAL/MISCELLANEOUS:** Resides in Arlington, Texas...graduated from Central High School in Killshill, VI in 1983...played Little League, Pony League and American Legion ball as a youngster...nickname: Guv'nor...single.

#### LIFETIME PLAYING RECORD

Year	Club	AVG.	G	AB	R	H	2B	3B	HR	RBI	BB	SO	SB	CS
1983	Sarasota	.282	48	181	34	51	2	2	0	20	31	16	8	2
1984	Burlington	.236	127	420	70	99	10	1	0	18	71	76	31	8
1985	Salem	.267	122	460	69	123	18	4	3	58	82	62	24	16
1986	Tulsa	.303	128	491	82	149	15	7	2	57	62	61	39	11
	TEXAS	.417	12	24	6	10	2	0	0	3	1	4	0	2
1987	TEXAS	.271	132	454	63	123	16	6	1	38	61	50	27	17
1988	TEXAS	.229	73	214	26	49	9	2	1	17	25	33	7	5
	Oklahoma City	.252	76	286	45	72	15	2	5	34	37	29	14	5
1989	CLEVELAND	.299	153	598	83	179	31	4	5	45	68	64	14	6
1990	CLEVELAND	.267	140	513	92	137	26	5	6	50	72	46	12	7
1991	CLEVELAND	.228	107	290	28	66	5	2	1	29	27	29	2	4
1992	Tacoma	.412	4	17	1	7	1	1	0	3	3	1	0	0
	OAKLAND	.287	111	324	43	93	12	2	3	40	40	40	3	3
<b>M.L. Totals</b>		<b>.272</b>	<b>728</b>	<b>2417</b>	<b>341</b>	<b>657</b>	<b>101</b>	<b>21</b>	<b>17</b>	<b>222</b>	<b>294</b>	<b>266</b>	<b>65</b>	<b>44</b>

**BROWNE, cont.**

**CAREER TRANSACTIONS:** 1983 -- Signed as a free agent by Texas Rangers organization, March 3. 1987 -- On disabled list, August 24 to September 8. 1988 -- Traded by Rangers with first baseman Pete O'Brien and outfielder Oddibe McDowell to Cleveland Indians for second baseman Julio Franco, December 6. 1992 -- Released by Cleveland Indians, April 4; signed by Tacoma (Oakland Athletics organization), April 9.

**LEAGUE CHAMPIONSHIP SERIES RECORD**

Year	Club/Opp.	AVG.	G	AB	R	H	2B	3B	HR	RBI	BB	SO	SB	CS
1992	OAK vs. TOR	.400	4	10	3	4	0	0	0	2	2	0	0	0

**VS. AL 1992 AND CAREER**

1992					CAREER					
AVG.	AB	H	HR	RBI	vs. TEAM	AVG.	AB	H	HR	RBI
.289	38	11	0	2	BALTIMORE	.318	201	64	3	23
.233	30	7	0	2	BOSTON	.235	217	51	0	15
.304	23	7	0	1	CALIFORNIA	.274	219	60	2	16
.400	25	10	1	8	CHICAGO	.286	189	54	2	20
.257	35	9	1	7	CLEVELAND	.263	80	21	1	13
.179	28	5	1	3	DETROIT	.231	143	33	1	9
.429	7	3	0	1	KANSAS CITY	.289	149	43	1	16
.192	26	5	0	1	MILWAUKEE	.296	179	53	3	19
.400	15	6	0	0	MINNESOTA	.241	191	46	1	7
.200	25	5	0	1	NEW YORK	.232	142	33	0	6
.314	35	11	0	5	SEATTLE	.297	212	63	0	21
.368	19	7	0	5	TEXAS	.290	131	38	1	19
.389	18	7	0	4	TORONTO	.271	181	49	0	19
.271	181	49	1	19	BEFORE ASB	.255	1313	335	7	113
.308	143	44	2	21	AFTER ASB	.292	1104	322	10	109
.281	146	41	1	17	HOME	.295	1235	364	7	115
.292	178	52	2	23	AWAY	.248	1182	293	10	107
.184	49	9	0	5	vs. LEFT	.279	635	177	3	64
.305	275	84	3	35	vs. RIGHT	.269	1782	480	14	158
.295	139	41	1	14	DAY	.271	728	197	3	64
.281	185	52	2	26	NIGHT	.272	1689	460	14	158
.222	9	2	0	0	APRIL	.199	322	64	1	19
.246	61	15	0	7	MAY	.259	406	105	1	50
.288	73	21	0	6	JUNE	.277	465	129	3	34
.259	54	14	1	7	JULY	.294	371	109	3	26
.333	78	26	1	11	AUGUST	.326	383	125	7	45
.306	49	15	1	9	SEPT/OCT	.266	470	125	2	48

**MAJOR LEAGUE FIELDING STATS**

**OUTFIELD**

**SECOND BASE**

YEAR	PCT.	G	PO	A	E	TC	DP
1991	.963	17	26	0	1	27	0
1992	.990	43	95	0	1	96	0
<b>Totals</b>	<b>.984</b>	<b>60</b>	<b>121</b>	<b>0</b>	<b>2</b>	<b>123</b>	<b>0</b>

YEAR	PCT.	G	PO	A	E	TC	DP
1986	.923	8	9	15	2	26	4
1987	.980	130	258	338	12	608	66
1988	.958	70	112	139	11	262	27
1989	.979	151	305	380	15	700	67
1990	.985	139	286	382	10	678	69
1991	.964	47	80	109	7	196	17
1992	1.000	19	13	18	0	31	3
<b>Totals</b>	<b>.977</b>	<b>564</b>	<b>1063</b>	<b>1381</b>	<b>57</b>	<b>2501</b>	<b>253</b>

**THIRD BASE**

**BROWNE'S BEST**

**SEASON**  
**AVG:** .299 (1989)  
**H:** 179 (1989)  
**HR:** 6 (1990)  
**RBI:** 50 (1990)  
**SB:** 27 (1987)  
**HIT STREAK:** 15 games, 8/11-9/10, 1987  
**CAREER GRAND SLAMS:** 0

**GAME**  
**H:** 4 (five times), last time: 8/25/90 at Baltimore  
**HR:** 1 (17 times), last time: 9/21/92 at Chicago  
**RBI:** 4 (three times), last time: 5/5/91 at Oakland

YEAR	PCT.	G	PO	A	E	TC	DP
1991	.867	15	7	32	6	45	4
1992	.965	58	40	70	4	114	8
<b>Totals</b>	<b>.937</b>	<b>73</b>	<b>47</b>	<b>102</b>	<b>10</b>	<b>159</b>	<b>12</b>

**SHORTSTOP**

YEAR	PCT.	G	PO	A	E	TC	DP
1992	1.000	1	1	0	0	1	0
<b>Totals</b>	<b>1.000</b>	<b>1</b>	<b>1</b>	<b>0</b>	<b>0</b>	<b>1</b>	<b>0</b>

**Ronald Maurice Darling****1993 Opening Day Age:** 32**Born:** Honolulu, Hawaii, August 19, 1960**Bats:** Right      **Throws:** Right**Height:** 6-3      **Weight:** 195**Major League Service:** 9 years, 31 days**Obtained:** Originally acquired from the Montreal Expos in exchange for pitchers Matt Grott and Russ Cormier, July 31, 1991. Resigned as a free agent, January 17, 1992 and December 18, 1992.**Contract Status:** First year of a three-year contract through 1995.

**1992 HIGHLIGHTS**—Veteran righthander spent the full season in the starting rotation and put together his best year since he went 17-9 for the Mets in 1988...on the A's staff only Mike Moore won more games, pitched more innings and started more game than Darling...pitched 206.1 innings to top the 200 level for the seventh time in his career but his first time since 1989...started game #3 of the ALCS vs. the Blue Jays and despite allowing just 2 earned runs over 6.0 innings was the losing pitcher in Toronto's 7-5 win...in his second start of the regular season, at Kansas City April 14th, gave a glimpse of things to come as Ron no-hit the Royals for 7 innings before Keith Miller's infield single broke up the no-hit bid...wound up with a no decision that night but it was one of five times that Ron carried a no-hitter into the sixth inning...two times he went as far as the eighth inning...in addition to that night in Kansas City it was June 22nd vs. Seattle in Oakland that Edgar Martinez singled with 1 out in the 7th...twice Toronto's Candy Maldonado spoiled things...to lead off the 8th at the SkyDome July 12th and then to open the 7th in Oakland on July 25th...and a Brian Harper leadoff single in the 6th broke things up September 15th vs. the Twins in Oakland...on May 24th at Boston threw the first of three 2-hit shutouts on the year, the low-hit complete games of his career and his first shutouts since 1988...they were the only complete game shutouts on the A's staff in 1992...shutout the Blue Jays on two hits in Toronto on the final Sunday before the All-Star break, July 12th, to finish the first half at 8-7 with a 4.37 ERA...pitched a strong second half going 7-3 with a 2.90 ERA...second half included a streak of three consecutive complete games July 12-25...two of the three vs. the Blue Jays...the three complete games came in the midst of a season best 4 game winning streak July 25-August 30...finished up the year going 3-1 in his final 5 starts where he allowed just 8 earned runs over 36.0 innings (2.00 ERA) to lower his ERA from 4.02 to a final 3.66...in 16 starts at the Coliseum was 8-6 with a 3.57 ERA and in 17 road starts was 7-4 with a 3.77 ERA...defeated Chicago 3 times, Yankees, Mariners and Blue Jays twice...the A's were 17-16 when Darling started in 1992...but were 10-6 over his last 16 starts.

**CAREER: 1981**—began his professional career in 1981 with Tulsa of the Texas League (AA) in the Ranger's organization. **1982**—helped Tidewater capture the International League playoff title...was eighth in the league with a 3.73 ERA. **1983**—recalled from Tidewater on September 1...made five starts the rest of the way, lasting at least six innings in each of those starts...made his ML debut on September 6 against the Phillies...picked up his first ML win and complete game September 28, defeating Pittsburgh 4-2 at Three Rivers Stadium. **1984**—tied with Walt Terrell for the club lead with 33 starts...won seven games in seven starts, June 4-July 6...named the National League Pitcher of the Month in June...posted a 2.83 ERA in five starts...named to *Baseball Digest's* All-Star Rookie Team. **1985**—finished seventh in the National League in strikeouts (167), eighth in innings pitched (248) and ninth in ERA (2.90)...won four straight starts, July 2-18...made his first career relief appearance after 55 M.L. starts during that span, tossing the final inning in the Mets' 16-13, 19 inning victory in Atlanta on July 4...named to the N.L. All-Star squad for the first time...was 9-2 with a 2.52 ERA at the break...led NL pitchers in assists (47) and total chances (73)...also led the NL with 114 walks. **1986**—finished third in the National League in ERA (2.81), seventh in strikeouts (184) and fourth in winning percentage (.714)...Mets were 26-8 in his 34 starts...posted a 2.37 ERA in his

**DARLING, cont.**

final 23 starts...led NL pitchers in assists (47)...equalled his career high with 12 strikeouts against the Dodgers on May 27...ran his record to a perfect 6-0...1-1 in four post season starts with a 2.78 ERA...had a 1.53 ERA in the World Series in three starts...had a period of 18 consecutive innings in the post-season without giving up an earned run. **1987**—started the season with a 2-0 record and two no-decisions in his first four starts...then he hit a 14-game stretch, April 26-July 3, when he went 0-6 with eight no-decisions, at the time the longest losing streak of his career...won six straight starts, July 22-August 16...season came to an abrupt halt on September 11 against the Cardinals when he suffered torn ligaments at the base of his right thumb while diving for Vince Coleman's bunt in the sixth inning...faced three more batters before being relieved...underwent a 45-minute operation to repair the torn ligaments, September 13. **1988**—established career highs in victories (17), complete games (7) and shutouts (4)...in 25 of his 34 starts, Ron went more than seven innings...worked into the eighth inning 11 times, including his seven complete-game, nine-inning efforts...had four shutouts...tied for second among N.L. pitchers with 18 hits...0-1 in two LCS starts against the Dodgers...loss was in game seven when he allowed six runs, four earned, on six hits in one inning. **1989**—became just the second pitcher in Mets history to win 10 or more games over at least six straight seasons...homered in consecutive starts June 24-30...became the first Mets pitcher to be awarded the Rawlings Gold Glove Award. **1990**—pitched in 33 contests for the Mets, starting 18...had just one career relief appearance entering the season...began the season in the rotation with five of his first six outings in a starting role...as a reliever, he was 1-2 with a 3.99 ERA in 15 games (29.1 innings)...was 6-7 in 18 starts with a 4.66 ERA (96.2 innings)...picked off five runners on the year, three at second and two at first...underwent arthroscopic surgery on his right elbow on October 15. **1991**—was acquired from the Expos minutes before the trading deadline July 31st...second time Darling had been traded in 2 weeks...had been dealt to Montreal from the Mets on July 15th for Tim Burke...won his first three decisions with the A's where he allowed just 5 earned runs in 26.2 innings (1.69 ERA) but then finished the year with a 7 game losing streak...but in the seven game losing streak the A's scored a total of 10 runs including being shutout three times...seven game losing steak the longest of Darling's career...first win with the A's on 8/5 vs. Seattle was the 100th victory of his career...all previous 99 were with the Mets.

**PERSONAL/MISCELLANEOUS:** Attended St. John's High School in Worcester, MA...was 25-8 with a 2.00 ERA at Yale University, where he earned All-Ivy League and All-Eastern Intercollegiate Baseball League honors during his collegiate career...was the EIBL Pitcher of the Year in 1980 and 1981...hurled 11 innings of no-hit ball in May of 1981 against St. John's University in a NCAA playoff game, but lost to Frank Viola, 1-0 in 12 innings...also played two years of football...father Ron is a lieutenant colonel in the U.S. Air Force...Ron and his wife Toni spend the winter months in New York, NY with their son Tyler Christian.

**LIFETIME PLAYING RECORD**

Year	Club	W	L	ERA	G	GS	CG	SHO	SV	IP	H	R	ER	BB	SO
1981	Tulsa	4	2	4.44	13	13	2	2	0	71.0	72	43	35	33	53
1982	Tidewater	7	9	3.73	26	26	6	2	0	152.0	143	76	63	95	114
1983	Tidewater	10	9	4.02	27	27	5	1	0	159.0	137	83	71	102	107
	NEW YORK (NL)	1	3	2.80	5	5	1	0	0	35.1	31	11	11	17	23
1984	NEW YORK (NL)	12	9	3.81	33	33	2	2	0	205.2	179	97	87	104	136
1985	NEW YORK (NL)	16	6	2.90	36	35	4	2	0	248.0	214	93	80	114	167
1986	NEW YORK (NL)	15	6	2.81	34	34	4	2	0	237.0	203	84	74	81	184
1987	NEW YORK (NL)	12	8	4.29	32	32	2	0	0	207.2	183	111	99	96	167
1988	NEW YORK (NL)	17	9	3.25	34	34	7	4	0	240.2	218	97	87	60	161
1989	NEW YORK (NL)	14	14	3.52	33	33	4	0	0	217.1	214	100	85	70	153
1990	NEW YORK (NL)	7	9	4.50	33	18	1	0	0	126.0	135	73	63	44	99
1991	NEW YORK (NL)	5	6	3.87	17	17	0	0	0	102.1	96	50	44	28	58
	MONTREAL	0	2	7.41	3	3	0	0	0	17.0	25	16	14	5	11
	OAKLAND	3	7	4.08	12	12	0	0	0	75.0	64	34	34	38	60
1992	OAKLAND	15	10	3.66	33	33	4	3	0	206.1	198	98	84	72	99
<b>A.L. Totals</b>		<b>18</b>	<b>17</b>	<b>3.77</b>	<b>45</b>	<b>45</b>	<b>4</b>	<b>3</b>	<b>0</b>	<b>281.1</b>	<b>262</b>	<b>132</b>	<b>118</b>	<b>110</b>	<b>159</b>
<b>N.L. Totals</b>		<b>99</b>	<b>72</b>	<b>3.54</b>	<b>260</b>	<b>244</b>	<b>25</b>	<b>10</b>	<b>0</b>	<b>1637.0</b>	<b>1498</b>	<b>732</b>	<b>644</b>	<b>619</b>	<b>1159</b>
<b>M.L. Totals</b>		<b>117</b>	<b>89</b>	<b>3.57</b>	<b>305</b>	<b>289</b>	<b>29</b>	<b>13</b>	<b>0</b>	<b>1918.1</b>	<b>1760</b>	<b>864</b>	<b>762</b>	<b>729</b>	<b>1318</b>

**Scott Baker****1993 Opening Day Age:** 22**Born:** San Jose, California, May 18, 1970**Bats:** Left      **Throws:** Left**Height:** 6-2      **Weight:** 175**Major League Service:** None**Obtained:** Acquired from the Florida Marlins November 20, 1992 to complete the trade where the A's reacquired Eric Helfand in exchange for Walt Weiss, November 17, 1992.**Contract Status:** First year of a one-year contract through 1993.

**1992 HIGHLIGHTS**—Spent the entire season with St. Petersburg (St. Louis) of the Florida State League...pitched in the rotation for the year and set career highs in wins (10), innings pitched (151.2) and strikeouts (125)...his 1.96 ERA was a career low and the second lowest in the league....Scott pitched six or more innings in 18 of his 24 starts and allowed 2 or fewer earned runs in 21 of his 24 appearances including the final 12...had a 5-6 record over the final 3 months of the season despite a 1.46 ERA (86.1 IP, 14 ER)...league hitters batted a combined .229 (123 for 538) vs. Scott in 1992...his last appearance of the year his best of the season as he allowed Winter Haven just 1 hit and 1 unearned run over 6.0 innings while striking out 10.

**CAREER: 1990**—selected by St. Louis in the 8th round of the June draft and reported to Johnson City of the Appalachian League...led the league with 32 appearances and topped all relievers with 11.4 strikeouts every 9.0 innings as he struck out 65 in just 51.0 innings...allowed an earned run in just 7 of his 32 appearances. **1991**—converted into a starting pitcher as he split his season between Savannah and St. Petersburg...opened the year in Savannah and in 8 starts was 2-3 with a 2.89 ERA...struckout 41 in 46.2 innings...moved to St. Pete and went 3-9 with a 4.42 ERA in 19 appearances, 16 starts...5-hit complete game win vs. Vero Beach on July 10th was his first and only complete game as a professional.

**PERSONAL/MISCELLANEOUS:** Attended Taft Junior College (Taft, California) where he earned All-Conference honors before the June draft in 1990...is a 1988 graduate of Basic High School (Henderson, Nevada) where he was the Nevada State bowling champion...was the State runner-up in tennis, and All-Conference in baseball...lists collecting baseball cards, bowling, tennis, and water-skiing among his hobbies...Scott and his wife, Kristin, reside in Las Vegas, Nevada with their son, Tyler (8-17-92).

**LIFETIME PITCHING RECORD**

Year	Club	W	L	ERA	G	GS	CG	SHO	SV	IP	H	R	ER	BB	SO
1990	Johnson City	4	2	2.28	32	0	0	0	0	51.1	44	21	13	29	65
1991	Savannah	2	3	2.89	8	8	0	0	0	46.2	42	27	15	25	41
	St. Petersburg	3	9	4.42	19	16	1	0	0	93.2	98	47	46	42	50
1992	St. Petersburg	10	9	1.96	24	24	0	0	0	151.2	123	48	33	54	125

**CAREER TRANSACTIONS:** 1990 -- Selected by the St. Louis Cardinals organization in the 8th round of the free-agent draft, June 4. 1992 -- Selected by the Florida Marlins in the expansion draft, November 17. Traded to the Oakland Athletics on November 20 to complete November 17 trade in which Oakland reacquired catcher Eric Helfand and a PTBNL for shortstop Walt Weiss.

**PRE-GAME BATTING AND FIELDING SCHEDULE**

	A's Hit	Visitors Hit	A's Infield	Visitors Infield
7:05 game	Until 5:40 PM	5:40 to 6:20 PM	6:20 to 6:30 PM	6:30 to 6:40 PM
7:35 game	Until 6:10 PM	6:10 to 6:50 PM	6:50 to 7:00 PM	7:00 to 7:10 PM
1:05 game	Until 11:40 AM	11:40 AM to 12:20 PM	12:20 to 12:30 PM	12:30 to 12:40 PM
12:15 game	Until 10:50 AM	10:50 to 11:30 AM	11:30 to 11:40 AM	11:40 to 11:50 AM

**Lance Robert Blankenship****1993 Opening Day Age:** 29**Born:** Portland, Oregon, December 6, 1963**Bats:** Right      **Throws:** Right**Height:** 6-0      **Weight:** 185**Major League Service:** 3 years, 110 days**Obtained:** Oakland's 10th round selection in the June, 1986 free agent draft.**Contract Status:** First year of a one-year contract through 1993.

**1992 HIGHLIGHTS** — First full major league season for Lance and he responded with an excellent season...following an injury to Weiss in spring training Lance was named the A's opening night starter at second base and he went on to start 69 games at the position...did not make an error at second base until May 30th...a stretch of 41 starts and 221 total chances...wound up making just 3 errors at second in 385 total chance for an excellent .992 fielding percentage...in the ALCS vs. Toronto started 4 of the 6 games at second base and went 3 for 13 with 3 walks...during the regular season kept his starting job at second until Weiss returned in early June and from then on Lance found playing time not only at second base but also at all three positions in the outfield and at first base in August when McGwire was out with an injury...finished up making 33 starts in the outfield and 4 at first base...had a career high 4 RBI July 6th at Cleveland, but the very next night in Detroit had his season interrupted by an inside pitch from the Tigers Kevin Ritz...the pitch broke a bone in his left hand and he did not return to action until August 10th missing a total 29 games...stole a career high 21 bases in 28 attempts and his 82 walks fueled an outstanding on-base percentage of .393...walk total the third best on the club to Rickey and McGwire...was one of the A's top hitters from the 7th inning on with a .289 average...which was 72 points higher than his average over the first 6 innings.

**CAREER: 1986**—after being a second round choice of the Boston Red Sox in the 1985 June draft, signed with A's after being chosen in 10th round of 1986 June draft...reported to Medford of the Northwest League, where he proceeded to hit .404 in 14 games...had 3 doubles, 2 homers and 17 RBIs...also stole 10 bases...promoted to Modesto of the California League...played in 55 games there, hitting .292...had 50 hits and 47 runs scored in the 55 games...also had 5 doubles, 3 triples and 6 homers. **1987**—actually spent 2 days with the A's in July when injuries cut into Oakland's outfield depth...did not see any game action...was sent back to Huntsville (AA) to finish out the minor league season...opened the year with Modesto (A) and after hitting .274 in 22 games was moved up to Huntsville in May...at Huntsville had an immediate impact...hit .344 in first 11 games with 3 homers and 10 RBIs. **1988**—first full season at Triple-A Tacoma...moved to Oakland for September...was chosen to play in the inaugural Triple-A All-Star game in Buffalo...led the Tigers in walks (96), runs (84) and steals (40)...appeared in 10 games for the A's in September, mostly as a pinch runner and defensive replacement...had 3 at-bats without a hit. **1989**—bounced back and forth between the major league club and Tacoma for much of the season but wound up on the A's 24-man playoff roster...picked up his first major league hit 4/19 at Seattle off Mark Langston...belted first major league homer 2 days later in Oakland off the Angels' Chuck Finley...appeared in 25 games at Tacoma with a .296 average...and 58 games with the A's...made one appearance in the ALCS vs. Toronto without an at-bat and then went 1 for 2 in the Series vs. San Francisco. **1990**—was on the A's opening day roster but never did find his stride offensively and was up and down twice between Oakland and Tacoma, the A's Triple-A club...started games at second base, third base, right and left field...and even made an appearance in center field...appeared in 3 games of the ALCS without an at-bat...did score one run...and then was 0 for 1 in a World Series pinch-hitting appearance...during the season was 2 for his first 6 but then went 1 for 31 before being assigned to Tacoma May 30th...returned to the A's 2 weeks later on June 13th when

Canseco went on the DL but it was just 10 days later, June 23rd, that Canseco returned to the lineup and Lance to Triple-A...came back July 16th when Randolph was injured...Blankenship then remained with the Athletics the remainder of the season. **1991**—for the fifth consecutive year split his season between Oakland and the minor leagues...played in a then career high 90 games with 49 starts for the A's...saw action at second base (45 games, 28 starts), third base (14 games, 9 starts), the outfield (28 games, 9 starts) and the DH spot (3 starts)...had his best success with the A's during the final five weeks of the season...hit at a .333 pace (13 for 39) with 5 RBI's.

**PERSONAL/MISCELLANEOUS:** Starred in football and baseball at Ygnacio Valley HS in Concord, California, graduating in 1982...attended the University of California for 4 years...first person ever to be named to the All-Pacific 10 Conference baseball team four consecutive years...was also an All-American at Cal in his junior and senior seasons...Lance and his wife, Shannon make their home in San Ramon, California with their son, Benjamin.

### LIFETIME PLAYING RECORD

Year	Club	AVG.	G	AB	R	H	2B	3B	HR	RBI	BB	SO	SB	CS
1986	Medford	.404	14	52	22	21	3	0	2	17	17	9	10	1
	Modesto	.292	55	171	47	50	5	3	6	25	41	39	15	3
1987	Modesto	.274	22	84	14	23	9	2	0	17	12	29	12	3
	Huntsville	.254	107	390	64	99	21	3	4	39	67	61	34	7
	OAKLAND	.000	0	0	0	0	0	0	0	0	0	0	0	0
1988	Tacoma	.265	131	437	84	116	21	8	9	52	96	75	40	12
	OAKLAND	.000	10	3	1	0	0	0	0	0	0	1	0	1
1989	Tacoma	.296	25	98	25	29	8	2	2	9	19	15	5	3
	OAKLAND	.232	58	125	22	29	5	1	1	4	8	31	5	1
1990	Tacoma	.258	24	93	18	24	7	1	1	9	14	16	7	3
	OAKLAND	.191	86	136	18	26	3	0	0	10	20	23	3	1
1991	Tacoma	.294	30	109	19	32	7	0	1	11	22	27	9	1
	OAKLAND	.249	90	185	33	46	8	0	3	21	23	42	12	3
1992	Tacoma	.158	5	19	3	3	0	0	1	5	2	7	0	0
	OAKLAND	.241	123	349	59	84	24	1	3	34	82	57	21	7
<b>M.L. Totals</b>		<b>.232</b>	<b>367</b>	<b>798</b>	<b>133</b>	<b>185</b>	<b>40</b>	<b>2</b>	<b>7</b>	<b>69</b>	<b>133</b>	<b>154</b>	<b>41</b>	<b>13</b>

**CAREER TRANSACTIONS:** **1985** -- Selected by the Boston Red Sox in 2nd round of free-agent draft, June 3. **1986** -- Selected by the Oakland Athletics in 10th round of free-agent draft, June 2. **1992** - - On disabled list, July 8 to August 10; included rehabilitation disability assignment to Tacoma, August 4 to 10.

### LEAGUE CHAMPIONSHIP SERIES RECORD

Year	Club/Opp.	AVG.	G	AB	R	H	2B	3B	HR	RBI	BB	SO	SB	CS
1989	OAK vs. TOR	.000	1	0	0	0	0	0	0	0	0	0	0	0
1990	OAK vs. BOS	.000	3	0	1	0	0	0	0	0	0	0	1	0
1992	OAK vs. TOR	.231	5	13	2	3	0	0	0	0	3	4	1	0
<b>Totals</b>		<b>.231</b>	<b>9</b>	<b>13</b>	<b>3</b>	<b>3</b>	<b>0</b>	<b>0</b>	<b>0</b>	<b>0</b>	<b>3</b>	<b>4</b>	<b>2</b>	<b>0</b>

### WORLD SERIES RECORD

Year	Club/Opp.	AVG.	G	AB	R	H	2B	3B	HR	RBI	BB	SO	SB	CS
1989	OAK vs. S.F.	.500	1	2	1	1	0	0	0	0	0	0	0	0
1990	OAK vs. CIN	.000	1	1	0	0	0	0	0	0	0	1	0	0
<b>Totals</b>		<b>.333</b>	<b>2</b>	<b>3</b>	<b>1</b>	<b>1</b>	<b>0</b>	<b>0</b>	<b>0</b>	<b>0</b>	<b>0</b>	<b>1</b>	<b>0</b>	<b>0</b>

### A's 1992 MULTIPLE RBI GAMES

PLAYER	2	3	4	5+	TOT	PLAYER	2	3	4	5+	TOT
Baines	11	4	2	1	18	Lansford	10	5	1	1	17
Blankenship	4	0	1	0	5	McGwire	20	5	3	1	29
Bordick	10	0	0	0	10	Neel	4	0	0	0	4
Brosius	3	2	0	0	5	Quirk	2	0	0	0	2
Browne	10	2	0	0	12	Ready	2	0	1	0	3
Canseco	12	4	2	0	18	Sierra	2	2	0	0	4
Fox	1	1	0	0	2	Steinbach	8	4	1	0	13
D. Henderson	1	0	0	0	1	Weiss	4	0	0	0	4
R. Henderson	7	3	0	0	10	Wilson	4	3	0	0	7

**BLANKENSHIP, cont.**

**VS. AL 1992 AND CAREER**

1992 AVG.	AB	H	HR	RBI	CAREER vs. TEAM	AVG.	AB	H	HR	RBI
.214	28	6	0	5	BALTIMORE	.180	50	9	0	6
.308	26	8	0	0	BOSTON	.250	76	19	1	3
.275	40	11	1	5	CALIFORNIA	.220	82	18	2	10
.200	30	6	0	3	CHICAGO	.180	50	9	1	7
.258	31	8	1	7	CLEVELAND	.271	70	19	1	8
.292	24	7	0	2	DETROIT	.259	54	14	0	2
.360	25	9	1	2	KANSAS CITY	.246	65	16	1	2
.135	37	5	0	4	MILWAUKEE	.179	67	12	0	6
.083	24	2	0	1	MINNESOTA	.167	54	9	0	4
.125	16	2	0	0	NEW YORK	.233	43	10	0	2
.265	34	9	0	0	SEATTLE	.237	76	18	1	8
.318	22	7	0	4	TEXAS	.328	67	22	0	10
.333	12	4	0	1	TORONTO	.227	44	10	0	1
.250	240	60	1	25	BEFORE ASB	.225	506	114	5	46
.220	109	24	2	9	AFTER ASB	.243	292	71	2	23
.257	167	43	1	19	HOME	.223	385	86	2	34
.225	182	41	2	15	AWAY	.240	413	99	5	35
.247	89	22	0	5	vs. LEFT	.223	269	60	2	25
.238	260	62	3	29	vs. RIGHT	.236	529	125	5	44
.235	136	32	1	12	DAY	.215	335	72	2	21
.244	213	52	2	22	NIGHT	.244	463	113	5	48
.250	72	18	1	8	APRIL	.219	146	32	3	19
.292	72	21	0	7	MAY	.250	136	34	0	10
.214	84	18	0	6	JUNE	.210	195	41	2	13
.250	12	3	0	4	JULY	.218	87	19	0	8
.235	51	12	1	6	AUGUST	.238	80	19	1	8
.207	58	12	1	3	SEPT/OCT	.260	154	40	1	11

**MAJOR LEAGUE FIELDING STATS**

**OUTFIELD**

**FIRST BASE**

YEAR	PCT.	G	PO	A	E	TC	DP
1989	1.000	25	43	1	0	44	1
1990	.935	28	29	0	2	31	0
1991	1.000	28	44	0	0	44	0
1992	.978	51	90	1	2	93	0
Totals	.981	132	206	2	4	212	1

YEAR	PCT.	G	PO	A	E	TC	DP
1990	---	1	0	0	0	0	0
1992	.975	7	37	2	1	40	4
Totals	.975	8	37	2	1	40	4

**SECOND BASE**

**BLANKENSHIP'S BEST**

**SEASON**  
**AVG:** .249 (1991)  
**H:** 84 (1992)  
**HR:** 3 (1991 & 92)  
**RBI:** 34 (1992)  
**SB:** 21 (1992)  
**HIT STREAK:** 8 games (three times), last time: 8/22-31, 1992  
**CAREER GRAND SLAMS:** 0

YEAR	PCT.	G	PO	A	E	TC	DP
1988	1.000	4	1	1	0	2	0
1989	.987	24	26	48	1	75	10
1990	1.000	20	20	32	0	52	7
1991	.983	45	72	101	3	176	23
1992	.992	78	159	223	3	385	56
Totals	.990	171	278	405	7	690	96

**THIRD BASE**

**GAME**  
**H:** 3 (four times), last time: 9/8/92 at California  
**HR:** 1 (seven times), last time: 9/7/92 at California  
**RBI:** 4, 7/6/92 at Cleveland

YEAR	PCT.	G	PO	A	E	TC	DP
1990	.947	28	17	37	3	57	2
1991	1.000	14	7	21	0	28	2
Totals	.965	42	24	58	3	85	4

**A's ONE-SEASON MILESTONES**

**.300 BATTING AVERAGE**

- MIKE BORDICK (.300, 1992)**
- Jose Canseco (.307, 1988)
- DAVE HENDERSON (.304, 1988)**
- RICKEY HENDERSON (.325, 1990; .319, 1981; .303, 1980)**
- Carney Lansford (.308, 1983; .300, 1984; .336, 1989)
- Mitchell Page (.307, 1977)
- Joe Rudi (.305, 1972)
- Claudell Washington (.308, 1975)

**Joseph Martin Boever****1993 Opening Day Age:** 32**Born:** St. Louis, Missouri, October 4, 1960**Bats:** Right      **Throws:** Right**Height:** 6-1      **Weight:** 200**Major League Service:** 5 years, 80 days**Obtained:** Signed as a free agent January 22, 1993.**Contract Status:** First year of a one-year contract through 1993.

**1992 HIGHLIGHTS**—A non-roster invitee to Houston's camp, Joe wound up making the club and leading the National League in appearances with a career high 81 games...fourth consecutive year he has made 60 or more appearances...also ranked second in percentage of inherited runners allowed to score (15%, 6 of 40)...with 111.1 relief innings finished second in the major leagues to teammate Doug Jones...Joe fell just one appearance short of the Astros club mark held by Juan Agosto...got off to a fast start as he did not allow an earned run in his first 13 appearances (16.0 innings)...allowed first earned run to Cubs on May 7th...after the month of April, the Astros did not go more than four days or three games without an appearance by Boever...picked up the first of two saves on the year May 18th at Philadelphia...other save came September 16th vs. San Francisco...longest outing of the season 3.0 innings five different times...had an excellent first half with a 2-4 record and a 2.77 ERA but actually pitched better in the second half with a 1-2 mark and a 2.14 ERA including a 1.64 ERA (22.0 IP, 4 ER) in 14 September/October appearances...National League hitters batted a combined .248 (103 for 416) vs. Boever which broke down to .242 vs. lefthanded hitters and .252 vs. righthanders.

**CAREER: 1982**—signed by St. Louis as a non-drafted free agent, Boever went on to tie for the New York-Penn League lead with 9 saves in 19 games...struckout 63 hitters in 32.2 innings...was promoted to Springfield to closeout the season. **1983**—named to the Florida State League All-Star squad after leading the loop with 26 saves in 53 games. **1984**—opened the year in St. Petersburg and tied for the league lead with 14 saves...promoted late in the season to Arkansas and appeared in 8 games with 3 saves. **1985**—returned to Arkansas to start the year but moved up to Louisville in June and then St. Louis in July...made his major league debut in Los Angeles July 19th and struck out the first batter (Ken Landreaux) he faced...after making 9 relief appearances was optioned back to Louisville August 31st...Cardinals brought him back to St. Louis on September 9th and he finished out the season at the major league level. **1986**—started the season in St. Louis but after just one relief outing was optioned to Louisville...his 51 appearances ranked fourth in the American Association and he allowed just one homer in 88.0 innings...Cardinals brought him back in September to complete the year. **1987**—split the season with 3 teams beginning with Louisville where he led the league with 21 saves...allowed just 52 hits with 79 strikeouts in 59.0 innings of work...traded to Atlanta July 25th for pitcher Randy O'Neal, but after nearly a month with the Braves was optioned to Richmond August 19th...returned to Atlanta September 1st. **1988**—went 6-3 at Richmond with a 2.14 ERA and a league leading 22 saves...recalled by Atlanta July 28th when Bruce Sutter went on the disabled list...allowed 1 earned run in 9.2 innings before returning to Richmond August 19th...returned to the Braves in September...had a league-best 20 saves in the Puerto Rican Winter League. **1989**—first full major league season and he saved a career best 21 games for Atlanta...converted 18 of his first 21 save opportunities...became only the fifth member of the Atlanta Braves to save 20 games in a season. **1990**—traded to Philadelphia for pitcher Marvin Freeman July 23rd...had a 2.15 ERA with 6 saves, 40 strikeouts and just 16 walks as a Phillie...67 total appearances ranked eighth in the National League. **1991**—with Philadelphia established then career highs in appearances (68), and innings (98.1)...did strikeout what is still a career best 89 hitters including a career one game high of 5 twice (May 17th vs. Chicago and June 6th at Atlanta)...struckout 30 in his last 27.1 innings...for the first time

## BOEVER, cont.

since 1987 Joe did not record a save...became a free agent December 20th when Philadelphia did not tender him a contract...signed a minor league contract with Houston January 27, 1992.

**PERSONAL/MISCELLANEOUS:** Last name pronounced BAY-ver...Joe was born and raised in St. Louis, Missouri...is a 1979 graduate of Lindbergh High School (St. Louis) where he participated in baseball, football and wrestling...played Little League, CYO and American Legion baseball in the St. Louis area...attended and played baseball at both Crowder Junior College (Missouri) and Meramec Junior College (St. Louis) before pitching at the University of Nevada at Las Vegas in 1982...Joe and his wife, the former Elizabeth Frizzell, were married on November 11, 1983 and they have one daughter, Alexandra, born February 15, 1989...Joe and his family live in Largo, Florida during the winter months.

### LIFETIME PITCHING RECORD

Year	Club	W	L	ERA	G	GS	CG	SHO	SV	IP	H	R	ER	BB	SO
1982	Erie	2	3	1.93	19	0	0	0	9	32.2	20	8	7	12	63
	Springfield	0	0	2.25	3	0	0	0	0	4.0	3	1	1	2	7
1983	St. Petersburg	5	6	3.02	53	0	0	0	26	80.1	61	29	27	37	57
1984	Arkansas	0	1	8.18	8	0	0	0	3	11.0	10	11	10	12	12
	St. Petersburg	6	4	3.01	48	0	0	0	14	77.2	52	31	26	45	81
1985	Arkansas	3	1	1.19	27	0	0	0	9	37.2	21	5	5	23	45
	Louisville	3	2	2.04	21	0	0	0	1	35.1	28	11	8	22	37
	ST. LOUIS	0	0	4.41	13	0	0	0	0	16.1	17	8	8	4	20
1986	Louisville	4	5	2.25	51	0	0	0	5	88.0	71	25	22	48	75
	ST. LOUIS	0	1	1.66	11	0	0	0	0	21.2	19	5	4	11	8
1987	Louisville	3	2	3.36	43	0	0	0	21	59.0	52	22	22	27	79
	Richmond	1	0	1.00	6	0	0	0	1	9.0	8	1	1	4	8
	ATLANTA	1	0	7.36	14	0	0	0	0	18.1	29	15	15	12	18
1988	Richmond	6	3	2.14	48	0	0	0	22	71.1	47	17	17	22	71
	ATLANTA	0	2	1.77	16	0	0	0	1	20.1	12	4	4	1	7
1989	ATLANTA	4	11	3.94	66	0	0	0	21	82.1	78	37	36	34	68
1990	ATLANTA	1	3	4.68	33	0	0	0	8	42.1	40	23	22	35	35
	PHILADELPHIA	2	3	2.15	34	0	0	0	6	46.0	37	12	11	16	40
1991	PHILADELPHIA	3	5	3.84	68	0	0	0	0	98.1	90	45	42	54	89
1992	HOUSTON	3	6	2.51	81	0	0	0	2	111.1	103	38	31	45	67
<b>M.L. Totals</b>		<b>14</b>	<b>31</b>	<b>3.41</b>	<b>336</b>	<b>0</b>	<b>0</b>	<b>0</b>	<b>38</b>	<b>457.0</b>	<b>425</b>	<b>187</b>	<b>173</b>	<b>212</b>	<b>352</b>

**CAREER TRANSACTIONS:** 1982 -- Signed as an undrafted free agent by the St. Louis Cardinals organization, June 25. 1987 -- Traded to the Atlanta Braves for pitcher Randy O'Neal, July 25. 1990 -- Traded to the Philadelphia Phillies for pitcher Marvin Freeman, July 23. 1991 -- Granted free agency, December 20. 1992 -- Signed by the Houston Astros organization, January 27. Granted free agency. 1993 -- Signed by the Oakland Athletics, January 22.

### VS. ML 1992 AND CAREER

1992	ERA	W	L	SV	G	IP	H	ER	CAREER vs. TEAM	ERA	W	L	SV	G	IP	H	ER
2.77	2	4	1	47	65.0	62	20		BEFORE ASB	3.55	8	15	24	155	212.2	188	84
2.14	1	2	1	34	46.1	41	11		AFTER ASB	3.28	6	16	14	180	244.1	237	89
1.32	1	2	1	44	61.1	55	9		HOME	2.92	9	14	16	183	265.1	237	86
3.96	2	4	1	37	50.0	48	22		AWAY	4.09	5	17	22	153	191.2	188	87
2.87	1	1	0	25	31.1	35	10		DAY	4.44	2	6	10	94	119.2	126	59
2.36	2	5	2	56	80.0	68	21		NIGHT	3.04	12	25	28	242	337.1	299	114
0.00	0	0	0	9	13.2	6	0		APRIL	2.65	2	3	5	38	57.2	43	17
3.09	1	1	1	20	23.1	22	8		MAY	2.92	5	6	9	53	71.0	62	23
4.43	1	2	0	12	20.1	23	10		JUNE	5.46	1	4	6	47	64.1	67	39
2.20	0	1	0	15	16.1	21	4		JULY	2.43	2	3	9	55	63.0	55	17
2.87	1	2	0	11	15.2	11	5		AUGUST	4.12	2	7	5	68	91.2	95	42
1.64	0	0	1	14	22.0	20	4		SEPT/OCT	2.88	2	8	4	75	109.1	103	35

### DID YOU KNOW...

That Reggie Jackson becomes the sixth player that played for the Oakland A's to be inducted into the Baseball Hall of Fame. The other five are Rollie Fingers, Jim "Catfish" Hunter, Willie McCovey, Joe Morgan and Billy Williams.

## MAJOR LEAGUE FIELDING TOTALS

### PITCHER

YEAR	PCT.	G	PO	A	E	TC	DP
1985	---	13	0	0	0	0	0
1986	1.000	11	1	2	0	3	0
1987	1.000	14	0	2	0	2	0
1988	1.000	16	2	3	0	5	1
1989	1.000	66	7	15	0	22	0
1990	.867	67	6	7	2	15	1
1991	1.000	68	1	10	0	11	0
1992	.920	81	4	19	2	25	2
<b>Totals</b>	<b>.952</b>	<b>336</b>	<b>21</b>	<b>58</b>	<b>4</b>	<b>83</b>	<b>4</b>

### BOEVER'S BEST

#### SEASON

W: 4 (1989)

SV: 21 (1989)

CG: --

ERA: 2.51 (1992)

G: 81 (1992)

IP: 111.1 (1992)

SO: 89 (1991)

**LONGEST WINNING STREAK:** 2 (twice), last time: 5/13-18, 1991

**LONGEST LOSING STREAK:** 8, 8/4-9/20, 1989

#### GAME

LOW HIT CG: --

IP: 3.1, 9/6/86 vs. New York

SO: 5 (twice), last time: 6/6/91 vs. Atlanta

14

## MIKE BORDICK

IF



### Michael Todd Bordick

**1993 Opening Day Age:** 27

**Born:** Marquette, Michigan, July 21, 1965

**Bats:** Right      **Throws:** Right

**Height:** 5-11      **Weight:** 175

**Major League Service:** 2 years, 9 days

**Obtained:** Was not drafted, signed as a free agent July 10, 1986

**Contract Status:** First year of a one-year contract through 1993.

**1992 HIGHLIGHTS**—Came to spring camp looking to compete for the starting second base position and wound up as one of the keys to the A's season...topped the 1992 Athletic's and finished tenth in the league with a .300 average...also led the A's in hits (151), multiple hit games (41), and games played (154)...became only the second infielder in Oakland A's history to hit .300 or better...only Carney Lansford (3 times) and Bordick have done it...with the injury to Weiss to start the year Mike was the A's everyday shortstop to open the season and when Weiss returned to action in early June Mike slid over to second base and wound up making 83 starts at second base in addition to 66 starts at shortstop...started all 6 games of the ALCS vs. the Blue Jays including 4 games at shortstop and 2 at second base...was just 1 for 19 with the bat but played flawless defense at both positions...during the regular season not only did he supply superb defense but he gave a glimpse of things to come opening night at the Coliseum vs. Kansas City as his 2 RBI single in the 8th inning knocked in the tying and winning runs...after a red-hot April where he finished fifth in the league at .355 actually took over the top spot in the AL batting race for eight days May 25 through June 1...kept his average over .300 until July 8th when it slipped to .299 but with a burst just before the All-Star break pushed his average to .314 at the break...was not named to the All-Star team but received more than 50,000 write-in votes...the top write-in number for any player in baseball...after the break had one of the biggest clutch hits on the season July 24th in the bottom of the 9th vs. the Blue Jays...after Maldonado had homered off Eckersley in the top of the 9th inning to give the Jays a 1 run lead Bordick's 2 RBI double off Henke in the bottom of the inning gave the A's a come-from-behind win...kept his average in the high .290's until late September when he went 5 for his last 12 to finish right at the .300 level for the year.

**CAREER: 1986**—signed in the summer as a free agent after A's scout J.P. Ricciardi and Director of Scouting, Dick Bogard, saw him play in the Cape Cod League...after he signed, Mike moved in as Medford's everyday shortstop. **1987**—outstanding season at Modesto of the California League...was the top fielding shortstop in the league (.968) and hit .268 with then career highs in doubles (17), homers (3) RBI (75) and walks (87). **1988**—moved up to Double-

## BORDICK, cont.

A Huntsville and hit a career high .270 with 87 walks...for the first time in his pro career played both second base (69 games) and shortstop (64 games)...also played one game at third. **1989**—the next year moved up another notch to Tacoma of the Pacific Coast League...hit .240 and again saw extensive action at both second (67 games) and shortstop (64 games). **1990**—reported to the A's minor league spring camp to open the 1990 season...but he saw action in his first major league games when the A's needed infield depth during the Cactus League...his excellent spring play earned Mike a spot on the A's opening night roster...had two different stints with the A's during the season...played 10 games in April at second, third and shortstop...but when the expanded roster was reduced April 30th Bordick was optioned to Tacoma...hit .227 as the everyday shortstop at Tacoma...returned to the A's in September when the rosters expanded again...recorded his first major league hit in his first at-bat after his return...a single off Jeff Robinson in New York on September 8th...made his first major league start September 10th in Seattle...was not on the A's post-season roster but when Weiss went down with a knee injury in the ALCS Bordick was activated for the World Series...wound up making three appearances at shortstop in the Series...did not have an at-bat. **1991**—opened the year in Tacoma but was recalled June 7th which was the day after Weiss tore ligaments in his ankle...installed as the everyday shortstop July 2nd and wound up as the A's starter in 81 of the final 85 games...made 10 errors in 356 total chances at shortstop for a fine .972 fielding percentage...also played 5 games, making one start, at second base...average slipped to .191 on July 28th but over his final 62 games Mike hit .257 with 14 of his 21 RBI.

**PERSONAL/MISCELLANEOUS:** Played three years at the University of Maine in Orono, Maine...appeared in two College World Series...is 25 credits short of his degree in Health Fitness...played football and baseball at Hampden Academy in Hampden, Maine...graduated in 1983...lists hunting and fishing as two of his hobbies...Mike and his wife, Monica, reside in Auburn, Maine during the off season.

## LIFETIME PLAYING RECORD

Year	Club	AVG.	G	AB	R	H	2B	3B	HR	RBI	BB	SO	SB	CS
1986	Medford	.257	46	187	30	48	3	1	0	19	40	21	6	0
1987	Modesto	.268	133	497	73	133	17	0	3	75	87	92	8	8
1988	Huntsville	.270	132	481	48	130	13	2	0	38	87	50	7	9
1989	Tacoma	.240	136	487	55	117	17	1	1	43	58	51	4	9
1990	Tacoma	.227	111	348	49	79	16	1	2	30	46	40	3	0
	OAKLAND	.071	25	14	0	1	0	0	0	0	1	4	0	0
1991	Tacoma	.272	26	81	15	22	4	1	2	14	17	10	0	1
	OAKLAND	.238	90	235	21	56	5	1	0	21	14	37	3	4
1992	OAKLAND	.300	154	504	62	151	19	4	3	48	40	59	12	6
	M.L. Totals	.276	269	753	83	208	24	5	3	69	55	100	15	10

## A's 1992 HITTING WITH TWO OUT

PLAYER	AVG	AB	H	HR	RBI	PLAYER	AVG	AB	H	HR	RBI
Baines	.208	178	37	8	30	Lansford	.273	154	42	1	32
Blankenship	.248	101	25	1	11	McGwire	.301	136	41	10	39
Bordick	.274	168	46	1	17	Mercedes	.750	4	3	0	1
Brosius	.148	27	4	1	4	Neel	.222	18	4	0	3
Browne	.253	91	23	1	17	Quirk	.233	73	17	0	2
Canseco	.213	141	30	6	21	Ready	.132	38	5	2	6
Fox	.250	40	10	1	2	Sierra	.200	30	6	0	1
Hemond	.091	11	1	0	1	Steinbach	.302	139	42	6	22
D. Henderson	.158	19	3	0	0	Weiss	.209	110	23	0	9
R. Henderson	.245	94	23	1	14	Wilson	.199	146	29	0	8
Howitt	.000	8	0	0	0	<b>TOTALS</b>	<b>.239</b>	<b>1735</b>	<b>415</b>	<b>39</b>	<b>240</b>
Kingery	.111	9	1	0	0						

**CAREER TRANSACTIONS:** 1986 -- Signed as a free-agent by the Oakland Athletics, July 10.

**LEAGUE CHAMPIONSHIP SERIES RECORD**

Year	Club/Opp.	AVG.	G	AB	R	H	2B	3B	HR	RBI	BB	SO	SB	CS
1992	OAK vs. TOR	.053	6	19	1	1	0	0	0	0	1	2	1	0

**WORLD SERIES RECORD**

Year	Club/Opp.	AVG.	G	AB	R	H	2B	3B	HR	RBI	BB	SO	SB	CS
1990	OAK vs. CIN	.000	3	0	0	0	0	0	0	0	0	0	0	0

**VS. AL 1992 AND CAREER**

1992	CAREER										
AVG.	AB	H	HR	RBI	vs. TEAM	AVG.	AB	H	HR	RBI	
.349	43	15	0	2	BALTIMORE	.266	64	17	0	2	
.231	39	9	0	3	BOSTON	.241	58	14	0	3	
.217	46	10	0	4	CALIFORNIA	.215	65	14	0	5	
.281	32	9	0	3	CHICAGO	.302	43	13	0	3	
.318	44	14	0	3	CLEVELAND	.300	60	18	0	5	
.273	33	9	0	3	DETROIT	.189	53	10	0	4	
.311	45	14	0	5	KANSAS CITY	.329	76	25	0	12	
.294	34	10	1	3	MILWAUKEE	.292	48	14	1	3	
.357	42	15	0	4	MINNESOTA	.300	60	18	0	5	
.200	40	8	1	2	NEW YORK	.241	54	13	1	2	
.314	35	11	0	6	SEATTLE	.271	59	16	0	8	
.367	30	11	1	6	TEXAS	.310	58	18	1	11	
.390	41	16	0	4	TORONTO	.327	55	18	0	6	
.314	283	89	2	28	BEFORE ASB	.305	315	96	2	33	
.281	221	62	1	20	AFTER ASB	.256	438	112	1	36	
.296	240	71	3	25	HOME	.271	351	95	3	32	
.303	264	80	0	23	AWAY	.281	402	113	0	37	
.336	131	44	1	15	vs. LEFT	.292	195	57	1	21	
.287	373	107	2	33	vs. RIGHT	.271	558	151	2	48	
.317	205	65	3	20	DAY	.300	280	84	3	30	
.288	299	86	0	28	NIGHT	.262	473	124	0	39	
.355	76	27	0	10	APRIL	.329	82	27	0	10	
.348	89	31	1	8	MAY	.348	89	31	1	8	
.234	77	18	1	8	JUNE	.230	87	20	1	8	
.292	89	26	0	6	JULY	.261	157	41	0	13	
.270	89	24	0	6	AUGUST	.261	165	43	0	10	
.298	84	25	1	10	SEPT/OCT	.266	173	46	1	20	

**MAJOR LEAGUE FIELDING STATS**

**SECOND BASE**

YEAR	PCT.	G	PO	A	E	TC	DP
1990	1.000	7	2	4	0	6	0
1991	.929	5	9	4	1	14	2
1992	.987	95	201	266	6	473	57
<b>Totals</b>	<b>.986</b>	<b>107</b>	<b>212</b>	<b>274</b>	<b>7</b>	<b>493</b>	<b>59</b>

**THIRD BASE**

YEAR	PCT.	G	PO	A	E	TC	DP
1990	1.000	10	2	3	0	5	0
1991	---	1	0	0	0	0	0
<b>Totals</b>	<b>1.000</b>	<b>11</b>	<b>2</b>	<b>3</b>	<b>0</b>	<b>5</b>	<b>0</b>

**SHORTSTOP**

YEAR	PCT.	G	PO	A	E	TC	DP
1990	1.000	9	5	1	0	6	0
1991	.972	84	137	209	10	356	44
1992	.967	70	110	183	10	303	50
<b>Totals</b>	<b>.970</b>	<b>163</b>	<b>252</b>	<b>393</b>	<b>20</b>	<b>665</b>	<b>94</b>

**BORDICK'S BEST**

**SEASON**  
 AVG: .300 (1992)  
 H: 151 (1992)  
 HR: 3 (1992)  
 RBI: 48 (1992)  
 SB: 12 (1992)  
 HIT STREAK: 12, 10/1/91 to 4/13/92  
 CAREER GRAND SLAMS: 0

**GAME**

H: 4 (four times), last time: 8/30/92 vs. Cleveland  
 HR: 1 (three times), last time: 10/3/92 vs. Milwaukee  
 RBI: 2 (14 times), last time: 9/10/92 vs. Seattle

**Scott David Brosius****1993 Opening Day Age:** 26**Born:** Hillsboro, Oregon, August 15, 1966**Bats:** Right      **Throws:** Right**Height:** 6-1      **Weight:** 185**Major League Service:** 1 year, 15 days**Obtained:** Oakland's 20th round selection in the June, 1987 free agent draft.**Contract Status:** First year of a one-year contract through 1993.

**1992 HIGHLIGHTS** — One of a number of young A's who rode the shuttle between Tacoma and Oakland for much of the season...used at several different positions during his time in Oakland as Scott made 11 starts in the outfield, 7 at third base and 3 at first base when McGwire was out injured...also appeared in one game at shortstop...after a brilliant spring where he hit .360 with a club high 27 hits Scott was on the opening night roster...but appeared in just 7 games before he went on the disabled list April 18th with a bruised left hip...came back May 12th and appeared 7 games before being optioned to Tacoma for the first time, May 27th...returned to the A's just about 5 weeks later, July 6th in Cleveland...after flying all day met the A's in Cleveland and wound up with a career night as Scott recorded 4 hits including 2 homers and 3 RBI...did his best hitting of the season from that game up to the All-Star break as he went 8 for 22 (.364) with 3 homers and 5 RBI in 7 games...just prior to the break was felled by a viral infection and went on the disabled list for a second time...when finally healthy again was optioned back to Tacoma August 3rd...returned to the A's 3 weeks later, August 24th and spent the balance of the year with the Athletics...did not see much action through September but finished out the year 4 for his last 14 with a homer and 5 RBI...was not on the A's 25 man roster for the ALCS vs. Toronto.

**CAREER: 1987**—after the June draft reported to Medford of the Northwest League...hit .286 and led the club with 49 RBI's...also topped the league with 7 sacrifice flies. **1988**—first full season of professional baseball...played the full year at Madison and finished second in the Midwest League with a .304 average...topped his club in average, runs (82) hits (153) and doubles (28). **1989**—moved up to Double-A Huntsville...continued to have success with the bat hitting .271 in 128 games...also had 31 extra-base hits and knocked in 60 runs. **1990**—outstanding offensive year in his second season at Double-A Huntsville...finished in the top five of nine different Southern League offensive categories...led the league in hits (162), doubles (39) and total bases (274)...tied for the league lead in games played (142)...Scott's 23 homers were third best in the loop and topped the A's Player Development System...also finished third in runs scored (94) and fifth in RBI's (88)...was the Stars shortstop for much of the season (100 games) but also saw duty at second base (42 games) and third base (1 game)...named to the Southern League All-Star squad as a utility player. **1991**—after hitting .286 in 65 games for Tacoma to open the year Scott was brought up August 4th...his debut at the Coliseum August 7th vs. Seattle was a memorable one...his professional experience in the outfield consisted of three games at Madison (A) in 1988 before he started for the A's in right field that day...doubled off the Mariners' Brian Holman in his first at-bat and then homered off Holman in his second at-bat...finished the day 2 for 4 with an RBI and four putouts in right field...went on to start 17 games for the A's...10 in the outfield and 7 at third base...also made 18 appearances at second base.

**PERSONAL/MISCELLANEOUS:** Starred in football, basketball and baseball at Rex Putnam High School (Milwaukie, Oregon)...after graduating from high school in 1984 attended Linfield College in McMinnville, Oregon for three years...signed by A's scout Grady Fuson...had never seen a major league game until his first spring training with the A's organization in 1988...currently makes his winter home in Portland, Oregon with his wife, Jennifer, and their daughter, Allison.

## LIFETIME PLAYING RECORD

Year	Club	AVG.	G	AB	R	H	2B	3B	HR	RBI	BB	SO	SB	CS
1987	Medford	.286	65	255	34	73	18	1	3	49	26	36	5	2
1988	Madison	.304	132	504	82	153	28	2	9	58	56	67	13	12
1989	Huntsville	.271	128	461	68	125	22	2	7	60	58	62	4	6
1990	Huntsville	.296	142	547	94	162	39	2	23	88	81	81	12	3
	Tacoma	.143	3	7	2	1	0	1	0	0	1	3	0	0
1991	Tacoma	.286	65	245	28	70	16	3	8	31	18	29	4	2
	OAKLAND	.235	36	68	9	16	5	0	2	4	3	11	3	1
1992	Tacoma	.237	63	236	29	56	13	0	9	31	23	44	8	5
	OAKLAND	.218	38	87	13	19	2	0	4	13	3	13	3	0
<b>M.L. Totals</b>		<b>.226</b>	<b>74</b>	<b>155</b>	<b>22</b>	<b>35</b>	<b>7</b>	<b>0</b>	<b>6</b>	<b>17</b>	<b>6</b>	<b>24</b>	<b>6</b>	<b>1</b>

**CAREER TRANSACTIONS:**1987 -- Selected by the Oakland Athletics in 20th round of free agent draft, June 2. 1992 -- On disabled list, April 18 to May 12; included rehabilitation disability assignment to Tacoma, May 6 to 12. On disabled list, July 13 to August 3; included rehabilitation disability assignment to Tacoma, July 27 to August 3.

## VS. AL 1992 AND CAREER

1992	CAREER					vs. TEAM				
AVG.	AB	H	HR	RBI	AVG.	AB	H	HR	RBI	
.000	3	0	0	0	BALTIMORE	.000	3	0	0	0
.067	15	1	0	0	BOSTON	.095	21	2	0	0
.000	0	0	0	1	CALIFORNIA	.125	16	2	0	1
.000	3	0	0	0	CHICAGO	.091	11	1	0	0
.444	9	4	2	3	CLEVELAND	.444	9	4	2	3
.333	6	2	0	0	DETROIT	.250	16	4	0	1
.167	12	2	0	2	KANSAS CITY	.235	17	4	0	3
.167	6	1	1	4	MILWAUKEE	.143	7	1	1	4
---	0	0	0	0	MINNESOTA	.250	4	1	0	0
.200	5	1	0	0	NEW YORK	.200	5	1	0	0
.333	3	1	0	0	SEATTLE	.429	14	6	2	2
.417	12	5	0	1	TEXAS	.400	15	6	0	1
.154	13	2	1	2	TORONTO	.176	17	3	1	2
.250	56	14	3	7	BEFORE ASB	.250	56	14	3	7
.161	31	5	1	6	AFTER ASB	.212	99	21	3	10
.194	31	6	1	5	HOME	.191	68	13	2	6
.232	56	13	3	8	AWAY	.253	87	22	4	11
.292	24	7	3	7	vs. LEFT	.250	48	12	3	8
.190	63	12	1	6	vs. RIGHT	.215	107	23	3	9
.133	30	4	1	3	DAY	.218	55	12	3	6
.263	57	15	3	10	NIGHT	.230	100	23	3	11
.222	18	4	0	2	APRIL	.222	18	4	0	2
.125	16	2	0	0	MAY	.125	16	2	0	0
---	0	0	0	0	JUNE	---	0	0	0	0
.364	22	8	3	5	JULY	.364	22	8	3	5
.000	9	0	0	0	AUGUST	.180	50	9	2	2
.227	22	5	1	6	SEPT/OCT	.245	49	12	1	8

## 1992 A's AT A GLANCE

Opposition	1	2	3	4	5	6	7	8	9	x	TOTAL
Athletics	83	68	82	85	79	90	73	65	41	6	672
	95	72	93	57	88	75	112	95	49	9	745

PITCHING ANALYSIS	ERA	W-L-S	IP	H	R	ER	HR	BB	SO
Starters	3.88	67-52-0	962.2	939	467	415	94	411	497
Relievers	3.42	29-14-58	484.1	457	205	184	35	190	346

66-19	When A's Score First	48-12	More Homers Than Opponent
30-47	When Opponent Scores First	18-35	Fewer Homers Than Opponent
28-8	When Lefthander Starts	30-19	Same Total Of Homers
68-58	When Righthander Starts	74-3	With Lead Entering The 8th
67-52	vs. Starting Pitchers	82-1	With Lead Entering The 9th
29-14	vs. Relief Pitchers	12-6	With Score Tied Entering The 8th
8-5	In Extra Innings	11-4	With Score Tied Entering The 9th
23-21	In One-Run Decisions	10-57	Trailing Entering The 8th
25-10	In Two-Run Decisions	3-61	Trailing Entering The 9th
14	Most Runs (9/8 at California)	4-3	When Staff Walks None
19	Most Hits (twice)	59-22	When Staff Walks 3 Or Less
10	Longest Winning Streak (9/8-18)	37-44	When Staff Walks 4 Or More
5	Longest Losing Streak (8/31-9/5)	28-19-5	In Series Play

**BROSIUS, cont.**

**MAJOR LEAGUE FIELDING STATS**

**FIRST BASE**

YEAR	PCT.	G	PO	A	E	TC	DP
1992	1.000	3	39	0	0	39	2
<b>Totals</b>	<b>1.000</b>	<b>3</b>	<b>39</b>	<b>0</b>	<b>0</b>	<b>39</b>	<b>2</b>

**SECOND BASE**

YEAR	PCT.	G	PO	A	E	TC	DP
1991	1.000	18	4	5	0	9	1
<b>Totals</b>	<b>1.000</b>	<b>18</b>	<b>4</b>	<b>5</b>	<b>0</b>	<b>9</b>	<b>1</b>

**THIRD BASE**

YEAR	PCT.	G	PO	A	E	TC	DP
1991	1.000	7	3	10	0	13	1
1992	.957	12	8	14	1	23	0
<b>Totals</b>	<b>.972</b>	<b>19</b>	<b>11</b>	<b>24</b>	<b>1</b>	<b>36</b>	<b>1</b>

**SHORTSTOP**

YEAR	PCT.	G	PO	A	E	TC	DP
1992	1.000	1	1	0	0	1	0
<b>Totals</b>	<b>1.000</b>	<b>1</b>	<b>1</b>	<b>0</b>	<b>0</b>	<b>1</b>	<b>0</b>

**OUTFIELD**

YEAR	PCT.	G	PO	A	E	TC	DP
1991	1.000	13	24	1	0	25	1
1992	1.000	20	20	1	0	21	0
<b>Totals</b>	<b>1.000</b>	<b>33</b>	<b>44</b>	<b>2</b>	<b>0</b>	<b>46</b>	<b>1</b>

**BROSIUS' BEST SEASON**

AVG: .235 (1991)  
 H: 19 (1992)  
 HR: 4 (1992)  
 RBI: 13 (1992)  
 SB: 3 (1991 & 92)  
 HIT STREAK: 3, 9/30/91 to 4/9/92  
 CAREER GRAND SLAMS: 0

**GAME**

H: 4, 7/6/92 at Cleveland  
 HR: 2, 7/6/92 at Cleveland  
 RBI: 3 (twice), last time: 10/3/92 vs. Milwaukee

**30**

**JERRY BROWNE**

**IF**



**Jerome Austin Browne**

**1993 Opening Day Age: 27**

**Born:** St. Croix, Virgin Islands, February 3, 1966

**Bats:** Switch **Throws:** Right

**Height:** 5-10 **Weight:** 170

**Major League Service:** 5 years, 122 days

**Obtained:** Signed as a free agent to a minor league contract, April 9, 1992.

**Contract Status:** First year of a one-year contract through 1993.

**1992 HIGHLIGHTS**—Released by Cleveland at the end of spring training, Jerry was signed to a Tacoma (AAA) contract on April 9th...after 4 games at Tacoma where he hit .412 in 4 games Jerry was called up to Oakland April 20th and he turned out to be one of the key performers for the Athletics...played just about everywhere for Tony La Russa starting 7 games at second base, 38 at third base and 37 in the outfield...started at all three outfield positions plus played a game at shortstop...hit .400 (4 for 10) with 2 RBI and 2 walks in the ALCS vs. Toronto...started the final 3 games of the series, once in center field and twice at third base...picked up all 4 of his hits in game #5 at the Coliseum...during the season made just 5 errors, 4 at third base and 1 in the outfield...Jerry's .287 average was his best mark since he hit .299 for Cleveland in 1989 and it was a new Oakland club record for batting average by a switch-hitter...led the American League with 16 sacrifice hits...got off to a slow start in Oakland with 17 hits in his first 70 at-bats (.243) but from June 1st on hit at a .299 clip (76 for 254)...was the A's best hitter after the All-Star break with a .308 average (44 for 143) and one of the top hitters in the clutch as evidenced by his .321 mark with runners in scoring position...did his best work of the season in August when he hit .333 with 1 homer and 11 RBI...the switch-hitter was much more effective as a lefthanded hitter...Jerry hit .305 lefthanded and .184 righthanded...in addition for the second consecutive year was one of the top pinch-hitters in the American League as Jerry finished with 7 pinch-hits in 15 at-bats for a .467 average...over the last two seasons is 18 for 49 (.367) in the pinch...Browne hit .556 (5 for 9) with the bases loaded as he knocked in 13 runs with the sacks full.

**CAREER: 1983**—signed as a free agent on March 3...named the Gulf Coast League's All-Star second baseman at Sarasota. **1984**—ranked sixth in the Midwest League with 31 stolen bases at Burlington. **1985**—was the Carolina League's All-Star second baseman at Salem...led loop's second basemen in total chances (675) and tied for second in walks (82). **1986**—had a fine season at AA Tulsa...led Texas League second basemen with a .984 fielding percentage and ranked second in steals (39), third in triples (7) and 10th in batting (.303)...called up to the Rangers on September 5...singled off Minnesota's Bill Latham on September 13 for first M.L. hit...hit .316 and was chosen to Puerto Rican League All-Star Team at Santurce. **1987**—led Rangers in on base percentage (.358), triples (6) and steals (27) in his rookie season...ranked third in walks (61) among A.L. rookies, tied for third in steals and was fifth in batting (.271)...became Rangers' leadoff hitter in late May and batted .300 (73 for 243) in his final 69 games beginning June 28...reached base safely via hit or walk in 109 of 129 games...belted first M.L. homer on August 19 off Kansas City's Bud Black...named Rangers Rookie of the Year by the Dallas-Fort Worth BBWAA. **1988**—batted .229 with 1 HR and 17 RBI in 73 games with Texas...began the year as the Rangers starting second baseman...started 39 games but batted just .197 (26 for 132) with 6 RBI before being optioned to AAA Oklahoma City on June 9...hit .252 with 5 HR and 34 RBI in 76 games for the 89ers...recalled on September 5...started 21 of Texas' final 25 games, hitting .280 (23 for 82) with 1 HR and 11 RBI...traded to Cleveland following the season. **1989**—won the second base job in spring training and enjoyed a fine season, winning Tribe "Man of the Year" honors as selected by the local chapter of the BBWAA...set career highs in every offensive category except triples and steals...led Indians with .299 batting average, 179 hits, .370 on-base percentage and 14 steals...also led club with 54 multi-hit games which tied for 7th in the AL...had .299 average with 2 HR and 30 RBI at the All-Star Break...batted leadoff 114 times in 1989 and hit .302 (137 for 454) with 66 runs, 4 HR, 28 RBI, 54 walks and a .375 on-base percentage...his .281 average with runners in scoring position led the team...tied for second in the A.L. among second baseman with 151 games played. **1990**—established career highs in RBI (50), runs (92), home runs (6) and walks (72)...his 92 runs ranked seventh in the AL...matched personal game highs with four hits and four RBI on August 25 at Baltimore...had 11 sacrifice flies which was third in the AL...had a season-high nine-game hitting streak May 7-16 and batted .324 over that span...hit .409 against Baltimore...on June 25 he had a string of 44 consecutive errorless games snapped...had a season-high four walks on August 15 vs. Minnesota. **1991**—led the Indians with 11 pinch hits...tied for second in the AL...began the year as Cleveland's starting second baseman but hit only .143 in April and was hitting .160 on May 11 when he was replaced by rookie Mark Lewis...made his first career appearance in the outfield on May 28 and had 17 appearances in the outfield...also played 2B and 3B...only HR off season came on 7/25 vs. Oakland...a pinch-hit shot off Eckersley to give the Indians a come from behind 8-7 win.

**PERSONAL/MISCELLANEOUS:** Resides in Arlington, Texas...graduated from Central High School in Killshill, VI in 1983...played Little League, Pony League and American Legion ball as a youngster...nickname: Guv'nor...single.

### LIFETIME PLAYING RECORD

Year	Club	AVG.	G	AB	R	H	2B	3B	HR	RBI	BB	SO	SB	CS
1983	Sarasota	.282	48	181	34	51	2	2	0	20	31	16	8	2
1984	Burlington	.236	127	420	70	99	10	1	0	18	71	76	31	8
1985	Salem	.267	122	460	69	123	18	4	3	58	82	62	24	16
1986	Tulsa	.303	128	491	82	149	15	7	2	57	62	61	39	11
	TEXAS	.417	12	24	6	10	2	0	0	3	1	4	0	2
1987	TEXAS	.271	132	454	63	123	16	6	1	38	61	50	27	17
1988	TEXAS	.229	73	214	26	49	9	2	1	17	25	33	7	5
	Oklahoma City	.252	76	286	45	72	15	2	5	34	37	29	14	5
1989	CLEVELAND	.299	153	598	83	179	31	4	5	45	68	64	14	6
1990	CLEVELAND	.267	140	513	92	137	26	5	6	50	72	46	12	7
1991	CLEVELAND	.228	107	290	28	66	5	2	1	29	27	29	2	4
1992	Tacoma	.412	4	17	1	7	1	1	0	3	3	1	0	0
	OAKLAND	.287	111	324	43	93	12	2	3	40	40	40	3	3
	<b>M.L. Totals</b>	<b>.272</b>	<b>728</b>	<b>2417</b>	<b>341</b>	<b>657</b>	<b>101</b>	<b>21</b>	<b>17</b>	<b>222</b>	<b>294</b>	<b>266</b>	<b>65</b>	<b>44</b>

**BROWNE, cont.**

**CAREER TRANSACTIONS:** 1983 -- Signed as a free agent by Texas Rangers organization, March 3. 1987 -- On disabled list, August 24 to September 8. 1988 -- Traded by Rangers with first baseman Pete O'Brien and outfielder Oddibe McDowell to Cleveland Indians for second baseman Julio Franco, December 6. 1992 -- Released by Cleveland Indians, April 4; signed by Tacoma (Oakland Athletics organization), April 9.

**LEAGUE CHAMPIONSHIP SERIES RECORD**

Year	Club/Opp.	AVG.	G	AB	R	H	2B	3B	HR	RBI	BB	SO	SB	CS
1992	OAK vs. TOR	.400	4	10	3	4	0	0	0	2	2	0	0	0

**VS. AL 1992 AND CAREER**

1992					CAREER					
AVG.	AB	H	HR	RBI	vs. TEAM	AVG.	AB	H	HR	RBI
.289	38	11	0	2	BALTIMORE	.318	201	64	3	23
.233	30	7	0	2	BOSTON	.235	217	51	0	15
.304	23	7	0	1	CALIFORNIA	.274	219	60	2	16
.400	25	10	1	8	CHICAGO	.286	189	54	2	20
.257	35	9	1	7	CLEVELAND	.263	80	21	1	13
.179	28	5	1	3	DETROIT	.231	143	33	1	9
.429	7	3	0	1	KANSAS CITY	.289	149	43	1	16
.192	26	5	0	1	MILWAUKEE	.296	179	53	3	19
.400	15	6	0	0	MINNESOTA	.241	191	46	1	7
.200	25	5	0	1	NEW YORK	.232	142	33	0	6
.314	35	11	0	5	SEATTLE	.297	212	63	0	21
.368	19	7	0	5	TEXAS	.290	131	38	1	19
.389	18	7	0	4	TORONTO	.271	181	49	0	19
.271	181	49	1	19	BEFORE ASB	.255	1313	335	7	113
.308	143	44	2	21	AFTER ASB	.292	1104	322	10	109
.281	146	41	1	17	HOME	.295	1235	364	7	115
.292	178	52	2	23	AWAY	.248	1182	293	10	107
.184	49	9	0	5	vs. LEFT	.279	635	177	3	64
.305	275	84	3	35	vs. RIGHT	.269	1782	480	14	158
.295	139	41	1	14	DAY	.271	728	197	3	64
.281	185	52	2	26	NIGHT	.272	1689	460	14	158
.222	9	2	0	0	APRIL	.199	322	64	1	19
.246	61	15	0	7	MAY	.259	406	105	1	50
.288	73	21	0	6	JUNE	.277	465	129	3	34
.259	54	14	1	7	JULY	.294	371	109	3	26
.333	78	26	1	11	AUGUST	.326	383	125	7	45
.306	49	15	1	9	SEPT/OCT	.266	470	125	2	48

**MAJOR LEAGUE FIELDING STATS**

**SECOND BASE**

YEAR	PCT.	G	PO	A	E	TC	DP
1986	.923	8	9	15	2	26	4
1987	.980	130	258	338	12	608	66
1988	.958	70	112	139	11	262	27
1989	.979	151	305	380	15	700	67
1990	.985	139	286	382	10	678	69
1991	.964	47	80	109	7	196	17
1992	1.000	19	13	18	0	31	3
<b>Totals</b>	<b>.977</b>	<b>564</b>	<b>1063</b>	<b>1381</b>	<b>57</b>	<b>2501</b>	<b>253</b>

**THIRD BASE**

YEAR	PCT.	G	PO	A	E	TC	DP
1991	.867	15	7	32	6	45	4
1992	.965	58	40	70	4	114	8
<b>Totals</b>	<b>.937</b>	<b>73</b>	<b>47</b>	<b>102</b>	<b>10</b>	<b>159</b>	<b>12</b>

**SHORTSTOP**

YEAR	PCT.	G	PO	A	E	TC	DP
1992	1.000	1	1	0	0	1	0
<b>Totals</b>	<b>1.000</b>	<b>1</b>	<b>1</b>	<b>0</b>	<b>0</b>	<b>1</b>	<b>0</b>

**OUTFIELD**

YEAR	PCT.	G	PO	A	E	TC	DP
1991	.963	17	26	0	1	27	0
1992	.990	43	95	0	1	96	0
<b>Totals</b>	<b>.984</b>	<b>60</b>	<b>121</b>	<b>0</b>	<b>2</b>	<b>123</b>	<b>0</b>

**BROWNE'S BEST**

**SEASON**

AVG: .299 (1989)

H: 179 (1989)

HR: 6 (1990)

RBI: 50 (1990)

SB: 27 (1987)

HIT STREAK: 15 games, 8/11-9/10, 1987

CAREER GRAND SLAMS: 0

**GAME**

H: 4 (five times), last time: 8/25/90 at Baltimore

HR: 1 (17 times), last time: 9/21/92 at Chicago

RBI: 4 (three times), last time: 5/5/91 at Oakland

**Ronald Maurice Darling****1993 Opening Day Age:** 32**Born:** Honolulu, Hawaii, August 19, 1960**Bats:** Right      **Throws:** Right**Height:** 6-3      **Weight:** 195**Major League Service:** 9 years, 31 days**Obtained:** Originally acquired from the Montreal Expos in exchange for pitchers Matt Grott and Russ Cormier, July 31, 1991. Resigned as a free agent, January 17, 1992 and December 18, 1992.**Contract Status:** First year of a three-year contract through 1995.

**1992 HIGHLIGHTS**— Veteran righthander spent the full season in the starting rotation and put together his best year since he went 17-9 for the Mets in 1988...on the A's staff only Mike Moore won more games, pitched more innings and started more game than Darling...pitched 206.1 innings to top the 200 level for the seventh time in his career but his first time since 1989...started game #3 of the ALCS vs. the Blue Jays and despite allowing just 2 earned runs over 6.0 innings was the losing pitcher in Toronto's 7-5 win...in his second start of the regular season, at Kansas City April 14th, gave a glimpse of things to come as Ron no-hit the Royals for 7 innings before Keith Miller's infield single broke up the no-hit bid...wound up with a no decision that night but it was one of five times that Ron carried a no-hitter into the sixth inning...two times he went as far as the eighth inning...in addition to that night in Kansas City it was June 22nd vs. Seattle in Oakland that Edgar Martinez singled with 1 out in the 7th...twice Toronto's Candy Maldonado spoiled things...to lead off the 8th at the SkyDome July 12th and then to open the 7th in Oakland on July 25th...and a Brian Harper leadoff single in the 6th broke things up September 15th vs. the Twins in Oakland...on May 24th at Boston threw the first of three 2-hit shutouts on the year, the low-hit complete games of his career and his first shutouts since 1988...they were the only complete game shutouts on the A's staff in 1992...shutout the Blue Jays on two hits in Toronto on the final Sunday before the All-Star break, July 12th, to finish the first half at 8-7 with a 4.37 ERA...pitched a strong second half going 7-3 with a 2.90 ERA...second half included a streak of three consecutive complete games July 12-25...two of the three vs. the Blue Jays...the three complete games came in the midst of a season best 4 game winning streak July 25-August 30...finished up the year going 3-1 in his final 5 starts where he allowed just 8 earned runs over 36.0 innings (2.00 ERA) to lower his ERA from 4.02 to a final 3.66...in 16 starts at the Coliseum was 8-6 with a 3.57 ERA and in 17 road starts was 7-4 with a 3.77 ERA...defeated Chicago 3 times, Yankees, Mariners and Blue Jays twice...the A's were 17-16 when Darling started in 1992...but were 10-6 over his last 16 starts.

**CAREER: 1981**—began his professional career in 1981 with Tulsa of the Texas League (AA) in the Ranger's organization. **1982**—helped Tidewater capture the International League playoff title...was eighth in the league with a 3.73 ERA. **1983**—recalled from Tidewater on September 1...made five starts the rest of the way, lasting at least six innings in each of those starts...made his ML debut on September 6 against the Phillies...picked up his first ML win and complete game September 28, defeating Pittsburgh 4-2 at Three Rivers Stadium. **1984**—tied with Walt Terrell for the club lead with 33 starts...won seven games in seven starts, June 4-July 6...named the National League Pitcher of the Month in June...posted a 2.83 ERA in five starts...named to *Baseball Digest's* All-Star Rookie Team. **1985**—finished seventh in the National League in strikeouts (167), eighth in innings pitched (248) and ninth in ERA (2.90)...won four straight starts, July 2-18...made his first career relief appearance after 55 M.L. starts during that span, tossing the final inning in the Mets' 16-13, 19 inning victory in Atlanta on July 4...named to the N.L. All-Star squad for the first time...was 9-2 with a 2.52 ERA at the break...led NL pitchers in assists (47) and total chances (73)...also led the NL with 114 walks. **1986**—finished third in the National League in ERA (2.81), seventh in strikeouts (184) and fourth in winning percentage (.714)...Mets were 26-8 in his 34 starts...posted a 2.37 ERA in his

## DARLING, cont.

final 23 starts...led NL pitchers in assists (47)...equalled his career high with 12 strikeouts against the Dodgers on May 27...ran his record to a perfect 6-0...1-1 in four post season starts with a 2.78 ERA...had a 1.53 ERA in the World Series in three starts...had a period of 18 consecutive innings in the post-season without giving up an earned run. **1987**—started the season with a 2-0 record and two no-decisions in his first four starts...then he hit a 14-game stretch, April 26-July 3, when he went 0-6 with eight no-decisions, at the time the longest losing streak of his career...won six straight starts, July 22-August 16...season came to an abrupt halt on September 11 against the Cardinals when he suffered torn ligaments at the base of his right thumb while diving for Vince Coleman's bunt in the sixth inning...faced three more batters before being relieved...underwent a 45-minute operation to repair the torn ligaments, September 13. **1988**—established career highs in victories (17), complete games (7) and shutouts (4)...in 25 of his 34 starts, Ron went more than seven innings...worked into the eighth inning 11 times, including his seven complete-game, nine-inning efforts...had four shutouts...tied for second among N.L. pitchers with 18 hits...0-1 in two LCS starts against the Dodgers...loss was in game seven when he allowed six runs, four earned, on six hits in one inning. **1989**—became just the second pitcher in Mets history to win 10 or more games over at least six straight seasons...homed in consecutive starts June 24-30...became the first Mets pitcher to be awarded the Rawlings Gold Glove Award. **1990**—pitched in 33 contests for the Mets, starting 18...had just one career relief appearance entering the season...began the season in the rotation with five of his first six outings in a starting role...as a reliever, he was 1-2 with a 3.99 ERA in 15 games (29.1 innings)...was 6-7 in 18 starts with a 4.66 ERA (96.2 innings)...picked off five runners on the year, three at second and two at first...underwent arthroscopic surgery on his right elbow on October 15. **1991**—was acquired from the Expos minutes before the trading deadline July 31st...second time Darling had been traded in 2 weeks...had been dealt to Montreal from the Mets on July 15th for Tim Burke...won his first three decisions with the A's where he allowed just 5 earned runs in 26.2 innings (1.69 ERA) but then finished the year with a 7 game losing streak...but in the seven game losing streak the A's scored a total of 10 runs including being shutout three times...seven game losing streak the longest of Darling's career...first win with the A's on 8/5 vs. Seattle was the 100th victory of his career...all previous 99 were with the Mets.

**PERSONAL/MISCELLANEOUS:** Attended St. John's High School in Worcester, MA...was 25-8 with a 2.00 ERA at Yale University, where he earned All-Ivy League and All-Eastern Intercollegiate Baseball League honors during his collegiate career...was the EIBL Pitcher of the Year in 1980 and 1981...hurled 11 innings of no-hit ball in May of 1981 against St. John's University in a NCAA playoff game, but lost to Frank Viola, 1-0 in 12 innings...also played two years of football...father Ron is a lieutenant colonel in the U.S. Air Force...Ron and his wife Toni spend the winter months in New York, NY with their son Tyler Christian.

## LIFETIME PLAYING RECORD

Year	Club	W	L	ERA	G	GS	CG	SHO	SV	IP	H	R	ER	BB	SO
1981	Tulsa	4	2	4.44	13	13	2	2	0	71.0	72	43	35	33	53
1982	Tidewater	7	9	3.73	26	26	6	2	0	152.0	143	76	63	95	114
1983	Tidewater	10	9	4.02	27	27	5	1	0	159.0	137	83	71	102	107
	NEW YORK (NL)	1	3	2.80	5	5	1	0	0	35.1	31	11	11	17	23
1984	NEW YORK (NL)	12	9	3.81	33	33	2	2	0	205.2	179	97	87	104	136
1985	NEW YORK (NL)	16	6	2.90	36	35	4	2	0	248.0	214	93	80	114	167
1986	NEW YORK (NL)	15	6	2.81	34	34	4	2	0	237.0	203	84	74	81	184
1987	NEW YORK (NL)	12	8	4.29	32	32	2	0	0	207.2	183	111	99	96	167
1988	NEW YORK (NL)	17	9	3.25	34	34	7	4	0	240.2	218	97	87	60	161
1989	NEW YORK (NL)	14	14	3.52	33	33	4	0	0	217.1	214	100	85	70	153
1990	NEW YORK (NL)	7	9	4.50	33	18	1	0	0	126.0	135	73	63	44	99
1991	NEW YORK (NL)	5	6	3.87	17	17	0	0	0	102.1	96	50	44	28	58
	MONTREAL	0	2	7.41	3	3	0	0	0	17.0	25	16	14	5	11
	OAKLAND	3	7	4.08	12	12	0	0	0	75.0	64	34	34	38	60
1992	OAKLAND	15	10	3.66	33	33	4	3	0	206.1	198	98	84	72	99
	A.L. Totals	18	17	3.77	45	45	4	3	0	281.1	262	132	118	110	159
	N.L. Totals	99	72	3.54	260	244	25	10	0	1637.0	1498	732	644	619	1159
	M.L. Totals	117	89	3.57	305	289	29	13	0	1918.1	1760	864	762	729	1318

**CAREER TRANSACTIONS:** 1981 -- Selected by the Texas Rangers in 1st round (ninth player selected) of free-agent draft, June 8. 1982 -- Traded with pitcher Walt Terrell to New York Mets' organization for outfielder Lee Mazzilli, April 1. 1987 -- On disabled list, September 12 through remainder of season. 1991 -- Traded with pitcher Mike Thomas to Montreal Expos for pitcher Tim Burke, July 15. Traded to Oakland Athletics for pitchers Matt Grott and Russ Cormier, July 31. Granted free agency, October 31. 1992 -- Resigned by Oakland, January 17. Granted free agency, October 28; re-signed by Oakland, December 18.

### LEAGUE CHAMPIONSHIP SERIES RECORD

Year	Club/Opp.	W	L	ERA	G	GS	CG	SHO	SV	IP	H	R	ER	BB	SO
1986	NY vs. HOU	0	0	7.20	1	1	0	0	0	5.0	6	4	4	2	5
1988	NY vs. L.A.	0	1	7.71	2	2	0	0	0	7.0	11	9	6	4	7
1992	OAK vs. TOR	0	1	3.00	1	1	0	0	0	6.0	4	3	2	2	3
<b>Totals</b>		<b>0</b>	<b>2</b>	<b>6.00</b>	<b>4</b>	<b>4</b>	<b>0</b>	<b>0</b>	<b>0</b>	<b>18.0</b>	<b>21</b>	<b>16</b>	<b>12</b>	<b>8</b>	<b>15</b>

### WORLD SERIES RECORD

Year	Club/Opp.	W	L	ERA	G	GS	CG	SHO	SV	IP	H	R	ER	BB	SO
1986	NY vs. BOS	1	1	1.53	3	3	0	0	0	17.2	13	4	3	10	12

### ALL-STAR GAME RECORD

Year	Club/Site	W	L	ERA	G	GS	CG	SHO	SV	IP	H	R	ER	BB	SO
1985	N.L./Min.														

(Did not pitch)

### VS. AL 1992 AND CAREER

1992	ERA	W	L	SV	G	IP	H	ER	CAREER vs. TEAM	ERA	W	L	SV	G	IP	H	ER
2.57	0	1	0	1	7.0	5	2		BALTIMORE	2.57	0	1	0	1	7.0	5	2
3.05	1	1	0	3	20.2	17	7		BOSTON	3.05	1	1	0	3	20.2	17	7
5.06	0	0	0	1	5.1	7	3		CALIFORNIA	2.25	2	0	0	3	20.0	16	5
3.72	3	0	0	3	19.1	20	8		CHICAGO	4.30	3	2	0	5	29.1	26	14
9.24	1	2	0	3	12.2	22	13		CLEVELAND	9.24	1	2	0	3	12.2	22	13
4.50	0	1	0	1	6.0	8	3		DETROIT	4.26	0	1	0	2	12.2	11	6
3.26	1	0	0	3	19.1	17	7		KANSAS CITY	4.81	1	1	0	4	24.1	24	13
3.33	1	2	0	4	27.0	23	10		MILWAUKEE	4.42	1	4	0	6	38.2	44	19
6.91	1	1	0	3	14.1	17	11		MINNESOTA	6.91	1	1	0	3	14.1	17	11
2.96	2	1	0	4	24.1	27	8		NEW YORK	2.96	2	1	0	4	24.1	27	8
2.51	2	0	0	2	14.1	7	4		SEATTLE	2.39	3	0	0	4	26.1	14	7
2.03	1	0	0	2	13.1	14	3		TEXAS	2.21	1	1	0	3	20.1	21	5
1.99	2	1	0	3	22.2	14	5		TORONTO	2.35	2	2	0	4	30.2	18	8
4.37	8	7	0	18	107.0	104	52		BEFORE ASB	3.61	62	40	0	158	983.0	897	394
2.90	7	3	0	15	99.1	94	32		AFTER ASB	3.54	55	49	0	147	935.1	863	368
3.57	8	6	0	16	106.0	85	42		HOME	3.20	67	40	0	149	989.2	875	352
3.77	7	4	0	17	100.1	113	42		AWAY	3.97	50	49	0	156	928.2	885	410
2.90	8	4	0	14	93.0	72	30		DAY	3.86	36	32	0	104	625.0	581	268
4.29	7	6	0	19	113.1	126	54		NIGHT	3.44	81	57	0	201	1293.1	1179	494
4.80	1	1	0	5	30.0	33	16		APRIL	4.24	11	12	0	40	231.1	237	109
3.06	3	2	0	5	32.1	26	11		MAY	3.47	20	11	0	48	311.1	266	120
5.74	3	2	0	5	26.2	29	17		JUNE	3.53	20	13	0	50	316.0	283	124
2.93	2	3	0	6	40.0	35	13		JULY	3.44	23	18	0	54	348.0	332	133
3.53	3	0	0	6	35.2	46	14		AUGUST	3.83	22	14	0	52	331.2	325	141
2.81	3	2	0	6	41.2	29	13		SEPT/OCT	3.20	21	21	0	61	380.0	317	135

### MAJOR LEAGUE FIELDING STATS

#### PITCHER

YEAR	PCT.	G	PO	A	E	TC	DP
1983	1.000	5	2	6	0	8	1
1984	.948	33	17	38	3	58	3
1985	.973	36	24	47	2	73	5
1986	.910	34	24	47	7	78	7
1987	.952	32	17	43	3	63	5
1988	.945	34	17	35	3	55	4
1989	.929	33	15	37	4	56	5
1990	.935	33	7	22	2	31	0
1991	.882	32	18	27	6	51	2
1992	.902	33	11	26	4	41	2
<b>Totals</b>	<b>.934</b>	<b>305</b>	<b>152</b>	<b>328</b>	<b>34</b>	<b>514</b>	<b>34</b>

#### DARLING'S BEST

##### SEASON

W: 17 (1988)

SV: 0

CG: 7 (1988)

ERA: 2.81 (1986)

G: 36 (1985)

IP: 248.0 (1985)

SO: 184 (1986)

LONGEST WINNING STREAK: 7, 6/4-7/6, 1984

LONGEST LOSING STREAK: 7, 8/25-10/2, 1991

##### GAME

LOW HIT CG: 2 (three times), last time: 7/25/92 vs. Toronto

IP: 9 (33 times), last time: 7/25/92 vs. Toronto

SO: 12 (twice), last time: 5/27/86 vs. Los Angeles

**George Earl Davis****1993 Opening Day Age:** 31**Born:** Dallas, Texas, December 26, 1961**Bats:** Right      **Throws:** Right**Height:** 6-4      **Weight:** 225**Major League Service:** 10 years, 150 days**Obtained:** Signed as a free agent, December 9, 1992.**Contract Status:** First year of a two-year contract through 1994.

**1992 HIGHLIGHTS**—After a five year absence Storm returned to his original club, Baltimore...used out of the pen for most of 1992 but did make two starts...his 46 relief appearances were a career high as were his 4 saves...allowed just 11 of 51 inherited runners to score (22%) which was the 9th lowest percentage among AL relief pitchers...opened the year making 27 consecutive relief appearances before a start July 4th at Minnesota...picked up a no decision in that appearance and then 4 days later went on the disabled list with a pulled groin muscle...returned July 20th and made his second and final start that day at Chicago...again picked up no decision and returned to the bullpen for the remainder of the season...top month of the year was June when Storm was 1-0 with 2 saves and a 1.71 ERA in 11 games...held the league to an overall .244 average as for the first time in seven seasons Davis allowed fewer hits than innings pitched...enjoyed pitching at the Orioles new park, Camden Yards, going 5-1 with a 2.85 ERA at home as opposed to 2-2, 4.07 ERA on the road...Storm was 4-1 after the All-Star break and now for his career has a 63-33 record (.656) after the break.

**CAREER: 1979**—seventh round selection of the Baltimore Orioles in the June Free Agent Draft...assigned to Bluefield, where he was 4-4 with a 3.88 ERA...led the club with 54 strikeouts in 58 innings...also led in starts with 10. **1980**—moved up to Miami, leading the club with nine victories and 90 strikeouts...club won only 51 games. **1981**—promoted to Charlotte where he finished second in the Southern League in wins (14) and tied for third in starts (28)...won 8 of his first 11 decisions, including five in a row at one point. **1982**—began the year with Rochester of the International League, before quickly being called up to Baltimore on 4/28...made major league debut on 4/29, becoming at 20 years and 4 months the youngest Oriole to appear in a game since 1967...made only one appearance with Baltimore before being sent back to Rochester on May 5...ten days later was recalled to Baltimore for good...used mostly in long relief that year, but made eight starts, going 5-2 in those games...finished the year 8-4 with a 3.49 ERA. **1983**—led the Orioles in strikeouts (125), was second on the club in innings pitched (200.1) and starts (29) and finished third in wins (13) and complete games (6)...despite nagging arm and neck problems, Storm was the winning pitcher in the O's Eastern Division title-clinching game at Milwaukee on September 25, 5-1...started the 4th game of the ALCS at Comiskey Park, blanking the White Sox on five hits through six innings...Baltimore eventually won in 10 innings, 3-0 to capture the AL pennant...was the winning pitcher in Game 4 of the World Series, defeating Philadelphia with five innings of six-hit, three-run pitching in a 5-4 win...threw a one-hitter, a ninth inning single, against Detroit on 6/26. **1984**—went 14-9 with a 3.12 ERA, seventh best in the AL...went 6-1 in his first 11 starts and led the AL in ERA until late in June...ERA did not rise above 3.00 until next to last start of season on 9/22...tied for ninth in the league with 10 complete games. **1985**—began the season as the Orioles Opening Day starter, but struggled through the early part of the season...was 4-5 with a 5.09 ERA in his first 19 appearances...wound up in the bullpen for two outings...had a strong second half, going 6-3, including a team high five-game winning streak...was 5-1 with a 2.72 ERA in his last eight starts...had the third best ratio in the American League for keeping the ball in the park, allowing just 11 homers in 175 innings. **1986**—won four of first six decisions and kept his ERA under 3.00 early in the year...following a win on 5/21, hit a tailspin that saw him drop six of his next eight decisions...ended up on the 21-day DL with an injured right

hip...came off the DL and won 3 of next 4 before losing three in a row and going on the DL for the remainder of the season...tore ligament in his left ankle covering first base on 9/3 in Anaheim. **1987**—was 2-7 with the Padres in 21 games, 10 starts, with a 6.18 ERA...recorded first win May 4th vs. Pittsburgh...placed in bullpen May 12th...remained in the pen for a month...was 0-1 with no saves...placed on the DL June 30th with torn cartilage in his rib cage...returned August 17th and made four more relief appearances before being traded to the A's...placed in the starting rotation by manager La Russa and made five appearances...finished 1-1 with a 3.26 ERA in 30.1 innings...struck out 28 in the 30.1 innings...tied his career high with nine strikeouts in seven innings at Texas on September 14th...recorded first win as a member of the A's in third start, September 19th at Kansas City. **1988**—first full year with the Athletics and following a 16-7 season was named AL Comeback Player of the Year by *The Sporting News*...had a career high 10 game winning streak over 12 starts, July 8 thru September 5th...his winning percentage of .696 was fifth best in the AL...in the ALCS started game #2 in Boston and recorded a no decision in the A's win...started games #2 and #5 in the Series vs. the Dodgers and was charged with the loss in both outings. **1989**—won a career best 19 games and had one start for a chance at 20 wins but came up with a no decision...strained left hamstring in May forced him on the DL but came back in June and went 16-4 over the final 4 months of the season...19 wins third best total in the AL and the A's were 24-7 in his 31 starts...tagged with the loss in game #3 of the ALCS vs. Toronto...following the earthquake did not make an appearance in the Series vs. San Francisco. **1990**—signed by Kansas City as a free agent...plagued by injuries the entire year...was on the disabled list twice and missed several other turns in the rotation due to back spasms and a sprained knee...the knee injury limited Storm to just one start after August 31st. **1991**—opened the year in the Royals rotation but was moved to the bullpen in late May and wound up second on the staff in appearances (51)...picked up his 100th major league win when he tossed a complete game 5-hit shutout at Cleveland April 23rd...recorded the first of two saves June 19th at Texas...first save since April 10, 1984...traded to Baltimore for catcher Bob Melvin December 11th.

**PERSONAL/MISCELLANEOUS:** Storm and wife Angie have three children, Zachary, Caleb and Erin...nickname "Storm" originated prior to his birth, as during Mrs. Davis' pregnancy she was reading a book about a character named Dr. Storm and wanted her son to possess the same qualities as the character, thus the nickname...as a prep at University Christian HS in Jacksonville, FL, compiled a 42-3 record in three seasons with a 0.45 ERA and 496 strikeouts in 278 innings...he and Baltimore first baseman Glenn Davis (no relation), in addition to playing together with the Orioles last year, played prep football and baseball for Storm's dad, George Sr.

### LIFETIME PLAYING RECORD

Year	Club	W	L	ERA	G	GS	CG	SHO	SV	IP	H	R	ER	BB	SO
1979	Bluefield	4	4	3.88	10	10	3	1	0	58.0	44	34	25	30	54
1980	Miami	9	12	3.52	25	25	7	0	0	151.0	157	85	59	55	90
1981	Charlotte	14	10	3.47	28	28	6	2	0	187.0	215	86	72	65	119
1982	Rochester	2	1	3.71	4	4	0	0	0	26.2	25	13	11	7	27
	BALTIMORE	8	4	3.49	29	8	1	0	0	100.2	96	40	39	28	67
1983	BALTIMORE	13	7	3.59	34	29	6	1	0	200.1	180	90	80	64	125
1984	BALTIMORE	14	9	3.12	35	31	10	2	1	225.0	205	86	78	71	105
1985	BALTIMORE	10	8	4.53	31	28	8	1	0	175.0	172	92	88	70	93
1986	Hagerstown	0	0	0.00	1	1	0	0	0	4.0	3	0	0	3	6
	BALTIMORE	9	12	3.62	25	25	2	0	0	154.0	166	70	62	49	96
1987	Reno	0	0	3.60	1	1	0	0	0	5.0	2	2	2	6	5
	Wichita	0	1	0.00	1	1	0	0	0	4.0	4	3	0	0	2
	SAN DIEGO	2	7	6.18	21	10	0	0	0	62.2	70	48	43	36	37
	OAKLAND	1	1	3.26	5	5	0	0	0	30.1	28	13	11	11	28
1988	OAKLAND	16	7	3.70	33	33	1	0	0	201.2	211	86	83	91	127
1989	OAKLAND	19	7	4.36	31	31	1	0	0	169.1	187	91	82	68	91
1990	KANSAS CITY	7	10	4.74	21	20	0	0	0	112.0	129	66	59	35	62
1991	KANSAS CITY	3	9	4.96	51	9	1	1	2	114.1	140	69	63	46	53
1992	BALTIMORE	7	3	3.43	48	2	0	0	4	89.1	79	35	34	36	53
<b>A.L. Totals</b>		<b>107</b>	<b>77</b>	<b>3.89</b>	<b>343</b>	<b>221</b>	<b>30</b>	<b>5</b>	<b>7</b>	<b>1572.0</b>	<b>1593</b>	<b>738</b>	<b>679</b>	<b>569</b>	<b>900</b>
<b>N.L. Totals</b>		<b>2</b>	<b>7</b>	<b>6.18</b>	<b>21</b>	<b>10</b>	<b>0</b>	<b>0</b>	<b>0</b>	<b>62.2</b>	<b>70</b>	<b>48</b>	<b>43</b>	<b>36</b>	<b>37</b>
<b>M.L. Totals</b>		<b>109</b>	<b>84</b>	<b>3.98</b>	<b>364</b>	<b>231</b>	<b>30</b>	<b>5</b>	<b>7</b>	<b>1634.2</b>	<b>1663</b>	<b>786</b>	<b>722</b>	<b>605</b>	<b>937</b>

**DAVIS, cont.**

**CAREER TRANSACTIONS:** 1979 -- Selected by the Baltimore Orioles in 7th round of free-agent draft, June 5. 1986 -- On disabled list, July 4 to 22; included rehabilitation disability assignment to Hagerstown, July 18 to 22. Traded to San Diego for catcher Terry Kennedy and pitcher Mark Williamson, October 30. 1987 -- On disabled list, June 30 to August 17; included rehabilitation disability assignment to Wichita, August 7 to 11 and Reno, August 12 to 17. Traded to the Oakland Athletics for two PTBNL (pitcher Dave Leiper and first baseman Rob Nelson), August 30. 1989 -- On disabled list, May 18 to June 10. Granted free agency, November 13. Signed by Kansas City Royals, December 7. 1990 -- On disabled list, May 31 to June 21 and July 1 to 17. 1991 -- Traded to the Baltimore Orioles for catcher Bob Melvin, December 11. 1992 -- On disabled list, July 5 to 20. Granted free agency October 30; signed by the Oakland Athletics, December 9.

**LEAGUE CHAMPIONSHIP SERIES RECORD**

Year	Club/Opp.	W	L	ERA	G	GS	CG	SHO	SV	IP	H	R	ER	BB	SO
1983	BAL vs. CHI	0	0	0.00	1	1	0	0	0	6.0	5	0	0	2	2
1988	OAK vs. BOS	0	0	0.00	1	1	0	0	0	6.1	2	2	0	5	4
1989	OAK vs. TOR	0	1	7.11	1	1	0	0	0	6.1	5	6	5	2	3
<b>Totals</b>		<b>0</b>	<b>1</b>	<b>2.41</b>	<b>3</b>	<b>3</b>	<b>0</b>	<b>0</b>	<b>0</b>	<b>18.2</b>	<b>12</b>	<b>8</b>	<b>5</b>	<b>9</b>	<b>9</b>

**WORLD SERIES RECORD**

Year	Club/Opp.	W	L	ERA	G	GS	CG	SHO	SV	IP	H	R	ER	BB	SO
1983	BAL vs. PHI	1	0	5.40	1	1	0	0	0	5.0	6	3	3	1	3
1988	OAK vs. L.A.	0	2	11.25	2	2	0	0	0	8.0	14	10	10	1	7
1989	OAK vs. S.F.														
(Did not pitch)															
<b>Totals</b>		<b>1</b>	<b>2</b>	<b>9.00</b>	<b>3</b>	<b>3</b>	<b>0</b>	<b>0</b>	<b>0</b>	<b>13.0</b>	<b>20</b>	<b>13</b>	<b>13</b>	<b>2</b>	<b>10</b>

**VS. AL 1992 AND CAREER**

1992				CAREER												
ERA	W	L	SV	G	IP	H	ER	vs. TEAM	ERA	W	L	SV	G	IP	H	ER
---	0	0	0	0	0.0	0	0	BALTIMORE	4.83	4	3	0	11	41.0	45	22
3.38	1	1	1	7	8.0	10	3	BOSTON	4.88	7	11	1	30	114.1	137	62
1.93	0	0	1	2	4.2	5	1	CALIFORNIA	3.79	4	3	1	17	73.2	78	31
5.79	0	0	0	4	9.1	9	6	CHICAGO	3.16	5	3	0	23	94.0	85	33
0.84	2	0	0	5	10.2	5	1	CLEVELAND	3.98	12	2	0	27	126.2	129	56
1.42	0	0	1	3	6.1	2	1	DETROIT	4.53	7	7	1	28	117.1	114	59
1.93	1	0	0	4	4.2	5	1	KANSAS CITY	3.75	6	4	1	22	100.2	109	42
3.38	0	1	1	5	10.2	7	4	MILWAUKEE	3.31	8	6	1	25	125.0	126	46
0.96	2	0	0	4	9.1	5	1	MINNESOTA	3.60	12	4	0	27	127.1	120	51
13.50	0	0	0	2	2.0	4	3	NEW YORK	4.70	6	8	0	21	105.1	120	55
10.80	1	0	0	3	5.0	9	6	SEATTLE	4.47	13	6	0	26	133.0	145	66
9.82	0	1	0	2	3.2	7	4	TEXAS	3.39	12	8	1	37	191.0	171	72
0.00	0	0	0	4	6.1	2	0	TORONTO	3.67	6	6	1	27	127.2	123	52
3.09	3	2	2	28	55.1	43	19	BEFORE ASB	3.96	46	51	4	198	890.1	876	392
3.97	4	1	2	20	34.0	36	15	AFTER ASB	3.99	63	33	3	166	744.1	787	330
2.85	5	1	1	25	47.1	39	15	HOME	3.70	55	45	2	174	844.2	835	347
4.07	2	2	3	23	42.0	40	19	AWAY	4.27	54	39	5	169	790.0	828	375
4.46	3	3	0	17	34.1	35	17	DAY	4.39	33	30	1	117	497.2	526	243
2.78	4	0	4	31	55.0	44	17	NIGHT	3.79	76	54	6	247	1137.0	1137	479
2.25	1	1	0	7	12.0	6	3	APRIL	3.87	11	13	1	52	239.2	226	103
5.71	1	1	0	9	17.1	16	11	MAY	4.20	17	17	0	64	300.0	308	140
1.71	1	0	2	11	21.0	16	4	JUNE	3.60	13	19	3	68	282.2	277	113
3.18	0	0	1	4	11.1	13	4	JULY	3.84	24	6	2	54	258.0	257	110
3.12	2	0	1	9	17.1	18	6	AUGUST	3.84	26	17	1	72	323.2	340	138
5.23	2	1	0	8	10.1	10	6	SEPT/OCT	4.60	18	12	0	54	230.2	255	118

**AN OAKLAND ATHLETIC LAST ACHIEVED:**

- A no-hitter:** On June 29, 1990; by Dave Stewart at Toronto
- A one-hitter:** On August 4, 1988; by Dave Stewart vs. Seattle
- A two-hitter:** On July 25, 1992; by Ron Darling vs. Toronto
- Ten or more strikeouts in a single game:** On October 1, 1992; by Dave Stewart (11) vs. Texas
- Two home runs in a game:** On August 13, 1992; by Mark McGwire vs. California
- Three home runs in a game:** On August 3, 1991; by Dave Henderson vs. Minnesota
- A grand slam:** On August 20, 1992; by Jose Canseco at New York
- An inside-the-park home run:** On July 29, 1990; by Felix Jose at Minnesota
- Back-to-back home runs:** On October 3, 1992; by Harold Baines and Mark McGwire vs. Milwaukee
- Four hits in a game:** On August 30, 1992; by Mike Bordick vs. Cleveland
- Five hits in a game:** On September 8, 1992; by Carney Lansford at California
- A steal of home:** On July 19, 1992; by Carney Lansford vs. Detroit
- Batting for the cycle:** On May 16, 1986; by Tony Phillips vs. Baltimore

## MAJOR LEAGUE FIELDING STATS

### PITCHER

YEAR	PCT.	G	PO	A	E	TC	DP
1982	.947	29	6	12	1	19	0
1983	.917	34	14	19	3	36	1
1984	.943	35	15	18	2	35	1
1985	1.000	31	15	20	0	35	0
1986	.977	25	22	21	1	44	3
1987	.944	26	8	9	1	18	0
1988	.964	33	6	21	1	28	2
1989	.935	31	12	17	2	31	0
1990	.933	21	4	10	1	15	3
1991	1.000	51	5	12	0	17	0
1992	1.000	48	3	14	0	17	3
<b>Totals</b>	<b>.959</b>	<b>364</b>	<b>110</b>	<b>173</b>	<b>12</b>	<b>295</b>	<b>13</b>

### DAVIS' BEST

#### SEASON

W: 19 (1989)

SV: 4 (1992)

CG: 10 (1984)

ERA: 3.12 (1984)

G: 51 (1991)

IP: 225.0 (1984)

SO: 127 (1988)

**LONGEST WINNING STREAK:** 10, 7/8-9/5, 1988

**LONGEST LOSING STREAK:** 7, 8/19/86-4/30/87

#### GAME

**LOW HIT CG:** 3 (five times), last time: 8/30/85 vs. Seattle

IP: 10, 8/19/92 vs. Minnesota

SO: 9 (four times), last time: 4/25/89 vs. Toronto

31

**KELLY DOWNS**

**RHP**



### Kelly Robert Downs

**1993 Opening Day Age:** 32

**Born:** Ogden, Utah, October 25, 1960

**Bats:** Right      **Throws:** Right

**Height:** 6-4      **Weight:** 200

**Major League Service:** 6 years, 70 days

**Obtained:** Originally signed as a free agent, June 30, 1992, re-signed December 9, 1992.

**Contract Status:** First year of a two-year contract through 1994.

**1992 HIGHLIGHTS**—Signed by the A's June 30th after being released by San Francisco on June 24th...was placed in the Oakland rotation July 4th at Cleveland and made 13 consecutive starts before moving to the bullpen after the acquisition of Bobby Witt...did his best pitching of the season after Witt was acquired...over his final 6 appearances, 1 start, was 2-0 and allowed just 10 hits and 3 earned runs over his final 20.2 innings (1.31 ERA) to lower his ERA from 3.96 to his final 3.29 ERA...appeared twice in relief during the ALCS and was 0-1 in 2.1 innings...allowed 3 hits and 1 earned run...was tagged with the loss in game #4 at the Coliseum...during the season was 0-1 with the A's in two starts prior to the break but picked up his first AL victory in the A's first game after the All-Star break, a 4-0 win over Detroit...finished the second half 5-4 with a 3.16 ERA (74.0 IP, 26 ER) in 16 games, 11 starts...worked 6.0 or more innings in 6 of his 13 starts and allowed 3 or fewer earned runs in 8 of his starting assignments...longest stint of the year 8.0 innings August 26th in a no decision at Boston...the A's were 5-8 in the 13 games Kelly started...with the Giants Kelly was 1-2 with a 3.47 ERA in 19 appearances, 7 starts...began the year as a starter and was 0-2 with a 3.76 ERA (16 ER in 38.1 IP) in the seven starts...lost his first two starts before five straight no decisions...after his start on May 10 at Montreal he was moved to the bullpen for the remainder of his time in San Francisco.

**CAREER: 1980**—signed by the Philadelphia Phillies and began his pro career with Spartanburg...was 5-7 there with a 2.60 ERA. **1981**—tied for 2nd in the Carolina League with 13 wins and 9 complete games...3rd with 175 innings and 4th with a 2.98 ERA...Carolina League All-Star. **1982**—finished 5th in the American Association with 156.2 innings pitched. **1983**—tied for the Pacific Coast League lead in starts with 29. **1984**—spent his 2nd full season with the Phillies Triple-A club at Portland, before being traded to the Giants after the season. **1985**—split the season as a starter and reliever at Phoenix. **1986**—had a 2.75 ERA in 14 starts after being recalled from Phoenix July 27, the day his wife Shelley gave birth to their first child (Danielle)...made his M.L. debut July 29 in Los Angeles, suffering a 2-1 loss to Fernando Valenzuela...picked up first M.L. win August 27 (3-2 vs. Montreal)...tossed his first complete game in his final

## DOWNNS, cont.

start of the season, a 7-hit, 3-2 victory at Los Angeles. **1987**—was the mainstay of the Giants rotation in the first half, posting an 8-4, 3.64 mark in 18 starts with 3 shutouts prior to the break...moved to the bullpen after the acquisition of Rick Reuschel August 21...earned his only career save with 3.2 scoreless innings September 5 vs. Philadelphia...had a 1.96 ERA in his 13 relief outings...pitched 1.1 scoreless innings in game #7 of the NLCS vs. the Cardinals. **1988**—set career highs for wins (13), ERA (3.32) and complete games (6)...led the staff in shutouts for the 2nd straight year (3)...tied the Major League record by facing just 27 batters in a career-best 2-hitter vs. Atlanta, June 7...left his August 24 start with an inflamed right shoulder and went on the 21-day DL August 31...did not pitch again in 1988. **1989**—faced just 3 batters May 1 at Candlestick vs. Chicago before leaving the game with an inflamed shoulder...was diagnosed with posterior capsulitis...went on the disabled list May 2...made two starts on rehab before being recalled and placed back on the DL...started another rehab assignment August 3 and pitched twice before returning to the Giants August 13...lost his next 2 starts to extend his losing streak to 5 games before winning against the Phillies, August 30 at Candlestick...moved to the bullpen following his September 12 loss to the Astros...finished the year with 3 starts...pitched twice in the NLCS vs. the Cubs...got the win in relief in game #5 at Candlestick...threw in 3 of the 4 World Series games vs. Oakland. **1990**—left his 2nd spring training start complaining of soreness in his right shoulder...placed on the DL the next day after an MRI exam showed "changes" in the rotator cuff area of his right shoulder...underwent arthroscopic surgery April 10, performed by Dr. Jim Andrews in Birmingham, Alabama, to repair fraying in the cuff...made two rehab starts before being activated August 10...made his first 4 appearances for the Giants in relief...made his first start August 23 vs. Philadelphia...went 7.1 innings in San Diego September 3 for his first win...got wins in back-to-back starts vs. San Diego and Los Angeles September 24 and 29, allowing 3 runs on 8 hits over 13 innings. **1991**—began the year on the DL with an inflamed bursa in his right big toe...was reinstated April 17 and moved into the starting rotation...moved to the bullpen June 10...tied for 5th in the NL with 7 relief wins...was 7-0, 3.75 in 34 relief appearances, 3-4, 4.50 in his 11 starts.

**PERSONAL/MISCELLANEOUS:** Played baseball, basketball and golf at Viewmont High School in Bountiful, Utah...named All-State and was the starting pitcher in Utah's annual High School All-Star game in his senior year...was 2nd team All-State in basketball...his brother, Dave, pitched for the Phillies in 1972...hobbies include hunting, fishing and snowmobiling...married (Shelley Greene) and has two daughters (Danielle and Courtney) and one son (Landon)...resides in Centerville, Utah.

## LIFETIME PITCHING RECORD

Year	Club	W	L	ERA	G	GS	CG	SHO	SV	IP	H	R	ER	BB	SO
1980	Spartanburg	5	7	2.60	14	12	4	1	0	90.0	85	41	26	17	40
1981	Peninsula	13	7	2.98	25	25	9	2	0	175.0	176	79	58	35	124
1982	Oklahoma City	2	15	5.34	32	25	5	0	1	156.2	182	116	93	72	70
1983	Portland	9	13	4.46	29	29	5	1	0	159.1	186	98	79	61	71
1984	Portland	7	12	5.30	30	25	5	0	0	163.0	166	106	96	65	104
1985	Phoenix	9	10	4.01	37	19	2	1	1	137.0	138	69	61	56	109
1986	Phoenix	8	5	3.42	18	18	4	0	0	108.0	116	54	41	28	68
	SAN FRANCISCO	4	4	2.75	14	14	1	0	0	88.1	78	29	27	30	64
1987	SAN FRANCISCO	12	9	3.63	41	28	4	3	1	186.0	185	83	75	67	137
1988	SAN FRANCISCO	13	9	3.32	27	26	6	3	0	168.0	140	67	62	47	118
1989	SAN FRANCISCO	4	8	4.79	18	15	0	0	0	82.2	82	47	44	26	49
	Phoenix	1	1	8.68	3	3	0	0	0	9.1	11	9	9	5	9
	San Jose	0	0	0.00	1	1	0	0	0	5.0	1	0	0	4	7
1990	San Jose	0	1	1.80	1	1	0	0	0	5.0	5	2	1	0	3
	Phoenix	0	0	1.80	1	1	0	0	0	5.0	5	3	1	0	4
	SAN FRANCISCO	3	2	3.43	13	9	0	0	0	63.0	56	26	24	20	31
1991	SAN FRANCISCO	10	4	4.19	45	11	0	0	0	111.2	99	59	52	53	62
1992	SAN FRANCISCO	1	2	3.47	19	7	0	0	0	62.1	65	27	24	24	33
	OAKLAND	5	5	3.29	18	13	0	0	0	82.0	72	36	30	46	38
<b>A.L. Totals</b>		<b>5</b>	<b>5</b>	<b>3.29</b>	<b>18</b>	<b>13</b>	<b>0</b>	<b>0</b>	<b>0</b>	<b>82.0</b>	<b>72</b>	<b>36</b>	<b>30</b>	<b>46</b>	<b>38</b>
<b>N.L. Totals</b>		<b>47</b>	<b>38</b>	<b>3.64</b>	<b>177</b>	<b>110</b>	<b>11</b>	<b>6</b>	<b>1</b>	<b>762.0</b>	<b>705</b>	<b>338</b>	<b>308</b>	<b>267</b>	<b>494</b>
<b>M.L. Totals</b>		<b>52</b>	<b>43</b>	<b>3.60</b>	<b>195</b>	<b>123</b>	<b>11</b>	<b>6</b>	<b>1</b>	<b>844.0</b>	<b>777</b>	<b>374</b>	<b>338</b>	<b>313</b>	<b>532</b>

**CAREER TRANSACTIONS:** 1979 -- Selected by the Philadelphia Phillies organization in 26th round of free-agent draft, June 5. 1984 -- Traded with pitcher George Riley to San Francisco Giants for first baseman Al Oliver and a player to be named later (pitcher Renie Martin on August 30), August 20. 1988 - - On disabled list, August 31 to end of season. 1989 -- On disabled list, May 2 to August 13; included rehabilitation disability assignment to Phoenix, May 17 to 23 and August 7 and San Jose, August 8 to 12. 1990 -- On disabled list, April 3 to August 10; included rehabilitation disability assignment to San Jose, July 31 to August 6, and Phoenix, August 7 to 9. 1991 -- On disabled list, April 2 to 17. 1992 -- Released, June 24. Signed by Oakland Athletics organization, June 30. Granted free agency, October 27; re-signed by Oakland, December 9.

### LEAGUE CHAMPIONSHIP SERIES RECORD

Year	Club/Opp.	W	L	ERA	G	GS	CG	SHO	SV	IP	H	R	ER	BB	SO
1987	S.F. vs. ST.L	0	0	0.00	1	0	0	0	0	1.1	1	0	0	0	0
1989	S.F. vs. CHI	1	0	3.12	2	0	0	0	0	8.2	8	3	3	6	6
1992	OAK vs. TOR	0	1	3.86	2	0	0	0	0	2.1	3	3	1	1	0
<b>Totals</b>		<b>1</b>	<b>1</b>	<b>2.92</b>	<b>5</b>	<b>0</b>	<b>0</b>	<b>0</b>	<b>0</b>	<b>12.1</b>	<b>12</b>	<b>6</b>	<b>4</b>	<b>7</b>	<b>6</b>

### WORLD SERIES RECORD

Year	Club/Opp.	W	L	ERA	G	GS	CG	SHO	SV	IP	H	R	ER	BB	SO
1989	S.F. vs. OAK	0	0	7.71	3	0	0	0	0	4.2	3	4	4	2	4

### VS. AL 1992 AND CAREER

1992		CAREER														
ERA	W	L	SV	G	IP	H	ER	vs. TEAM	ERA	W	L	SV	G	IP	H	ER
5.23	0	2	0	2	10.1	9	6	BALTIMORE	5.23	0	2	0	2	10.1	9	6
1.13	0	0	0	1	8.0	4	1	BOSTON	1.13	0	0	0	1	8.0	4	1
0.68	1	0	0	2	13.1	8	1	CALIFORNIA	0.68	1	0	0	2	13.1	8	1
5.40	0	0	0	2	6.2	7	4	CHICAGO	5.40	0	0	0	2	6.2	7	4
12.00	0	1	0	1	3.0	8	4	CLEVELAND	12.00	0	1	0	1	3.0	8	4
0.00	1	0	0	1	7.0	2	0	DETROIT	0.00	1	0	0	1	7.0	2	0
15.00	0	1	0	1	3.0	6	5	KANSAS CITY	15.00	0	1	0	1	3.0	6	5
4.91	0	0	0	2	3.2	4	2	MILWAUKEE	4.91	0	0	0	2	3.2	4	2
---	0	0	0	0	0.0	0	0	MINNESOTA	---	0	0	0	0	0.0	0	0
19.29	0	1	0	1	2.1	7	5	NEW YORK	19.29	0	1	0	1	2.1	7	5
1.08	1	0	0	2	8.1	3	1	SEATTLE	1.08	1	0	0	2	8.1	3	1
0.00	1	0	0	1	6.1	5	0	TEXAS	0.00	1	0	0	1	6.1	5	0
0.90	1	0	0	2	10.0	9	1	TORONTO	0.90	1	0	0	2	10.0	9	1
3.58	1	3	0	21	70.1	78	28	BEFORE ASB	3.58	23	21	0	82	389.0	371	159
3.16	5	4	0	16	74.0	59	26	AFTER ASB	3.54	29	22	1	113	455.0	406	179
3.23	4	2	0	16	64.0	50	23	HOME	3.37	29	16	1	93	410.2	336	154
3.48	2	5	0	21	80.1	87	31	AWAY	3.82	23	27	0	102	433.1	441	184
3.58	2	3	0	14	50.1	47	20	DAY	3.50	22	12	1	74	313.2	263	122
3.26	4	4	0	23	94.0	90	34	NIGHT	3.67	30	31	0	121	530.1	514	216
2.32	0	2	0	5	31.0	26	8	APRIL	3.48	5	7	0	21	126.2	108	49
6.28	1	0	0	7	14.1	21	10	MAY	4.14	6	8	0	26	117.1	120	54
3.18	0	0	0	7	17.0	18	6	JUNE	4.18	8	5	0	26	94.2	93	44
4.03	2	2	0	5	22.1	26	10	JULY	2.87	12	6	0	27	128.2	115	41
3.92	1	3	0	7	39.0	36	17	AUGUST	4.00	10	11	0	45	191.1	194	85
1.31	2	0	0	6	20.2	10	3	SEPT/OCT	3.16	11	6	1	50	185.1	147	65

### MAJOR LEAGUE FIELDING STATS

#### PITCHER

YEAR	PCT.	G	PO	A	E	TC	DP
1986	.950	14	6	13	1	20	0
1987	.875	41	11	10	3	24	0
1988	.974	27	15	22	1	38	2
1989	.938	18	7	8	1	16	1
1990	.947	13	6	12	1	19	0
1991	.966	45	9	19	1	29	1
1992	.952	37	9	11	1	21	0
<b>Totals</b>	<b>.946</b>	<b>195</b>	<b>63</b>	<b>95</b>	<b>9</b>	<b>167</b>	<b>4</b>

#### DOWN'S' BEST

##### SEASON

W: 13 (1988)

SV: 1 (1987)

CG: 6 (1988)

ERA: 2.75 (1986)

G: 45 (1991)

IP: 186.0 (1987)

SO: 137 (1987)

LONGEST WINNING STREAK: 8, 6/11-8/20, 1991

LONGEST LOSING STREAK: 5, 4/16-8/25, 1989

##### GAME

LOW HIT CG: 2 (four times), last time: 6/24/88 at Houston

IP: 9.0 (11 times), last time: 4/28/92 vs. Montreal

SO: 9, 8/19/88 vs. Philadelphia

**Dennis Lee Eckersley****1993 Opening Day Age:** 38**Born:** Oakland, California, October 3, 1954**Bats:** Right**Throws:** Right**Height:** 6-2**Weight:** 195**Major League Service:** 18 years**Obtained:** Acquired from the Chicago Cubs with infielder Dan Rohn in exchange for outfielder Dave Wilder, infielder Brian Guinn and pitcher Mark Leonette, April 3, 1987**Contract Status:** First year of a two-year contract extension through the 1994 season with a club option for 1995.

**1992 HIGHLIGHTS**—Capped a brilliant season by winning both the American League Cy Young and Most Valuable Player awards...Eck only the ninth pitcher in major league history to take both awards in the same season...Vida Blue in 1971 the only other member of the Athletics to take both in the same season...Dennis the fifth member of the Oakland Athletics to win the MVP award (third in the last five years) and fourth to take the Cy Young...earned the awards with his best relief season yet...set a new personal best and Oakland club record with 51 saves in 54 opportunities...since he took over the "stopper" role full-time for the A's in 1988 has saved 220 games in 247 save opportunities (89%)...Eck only the second pitcher in major league history to save 50 or more games (Thigpen with 57 in 1990) in a single season...is the only pitcher in history to record four seasons of 40 or more saves...opened the year with a major league record 36 consecutive saves...with his 33rd save July 29th in Minnesota went past Willie Hernandez who had saved 32 straight for the 1984 Tigers...also set a new two-season streak with 40 consecutive saves over 2 seasons...Kansas City snapped the streak August 8th...in the ALCS vs. Toronto Dennis was 0-0 with 1 save in 3 appearances...pitched 1 scoreless inning to save the A's win in Game #1 at the SkyDome...also pitched in Game #3 before he was charged with a blown save in Game #5 in Oakland when he allowed a 9th inning game-tying homer to Roberto Alomar...up until August 25th at Boston the A's were 52-0 when Eckersley pitched in a game...Billy Hatcher's 2-run double in Fenway Park that night pinned the loss on Eck, his only defeat on the year...finished up the season working in a career high 69 games and the A's were winners in 64 of those...it was the most appearances for an A's pitcher since Bob Lacey pitched in 74 games during the 1978 season...picked up his 200th career save against New York on May 8th...his final save on the season, September 24th at Chicago, was career number 239 and that set a new American League career save total breaking a tie with Dan Quisenberry...save total ranks eighth all-time...walked just 11 hitters and 6 of those were intentional and for the second consecutive year struck out more hitters than innings pitched with 93 strikeouts in 80.0 innings...had the best inherited runners scored percentage in the major leagues as he allowed just 2 of 31 inherited runners to score...unlike most A's pitchers was more effective on the road than at the Coliseum...was 7-0 at home but allowed 13 earned runs in 42.1 innings for a 2.76 ERA...but on the road allowed just 4 earned runs in 37.2 innings for a 0.96 ERA...best month of the year was May when he appeared in 10 games and had 10 saves and allowed 1 earned run over 11.1 inning (0.79 ERA)...had at least one save vs. every AL club with his best total vs. Seattle with 8 saves in 8 games...saved a game for 10 different pitchers in 1992...saved 10 of Mike Moore's 17 wins which was a high for any one pitcher...saved 9 for Darling, 8 for Stewart and 7 for Welch...named to the All-Star squad for the sixth time and recorded the final out in the AL's win...entered 9 games in 1992 with the score tied and twice with the Athletics trailing...20 times he came in with the game in the 8th inning...his 1.91 ERA the third time in the last four years his ERA has been under 2.00...league hit .211 vs. Eck in 1992 (62 for 294) and had a combined .242 on-base percentage vs. Dennis.

**CAREER: 1972**—3rd round selection of the Cleveland Indians in the 1972 June draft...played with Reno in the California League that year, going 5-5. **1973**—

spent second consecutive season with Reno...went 12-8 with a 3.65 ERA and struck out 218 batters in 202 innings. **1974**—promoted to AA San Antonio of the Texas League and went 14-3...led the league in strikeouts with 163 in 167 innings...named Texas League right-handed Pitcher of the Year...also tied for the league lead with 5 shutouts. **1975**—promoted to Cleveland and went 13-7 with a 2.60 ERA...named AL Rookie Pitcher of the Year by *The Sporting News*...made his major league debut against the A's and won 2-0 on May 25...did not allow an earned run in his first 28.2 innings, a major league rookie record...finished 3rd in the league in ERA...also had his first 2 career saves. **1976**—won 13 games for the second straight season in Cleveland...finished 13-12 overall, with a 3.44 ERA...struck out 200 batters in 199 innings to become only the 8th pitcher in ML history (since 1900) to fan 200 in a season before the age of 22. **1977**—went 14-13 in his final year in Cleveland...threw a 1-0 no-hitter against California on May 30, striking out 12...that was part of a 22.1 hitless-inning string, the 2nd longest in baseball history (Cy Young hurled 25.1 hitless innings in 1904)...had 191 strikeouts and only 53 walks in 247.0 innings...named to the AL All-Star team for the first time...also had a 1-hitter against Milwaukee in August. **1978**—traded to Boston prior to the 1978 season, and became first Red Sox hurler in 7 years to win 20 games...went 20-8 with a 2.99 ERA...threw a career high 268.0 innings, striking out 162 and walking 71...was 11-1 at Fenway Park that year. **1979**—threw 17 complete games, second most in the American League...led the BoSox staff with 17 wins, a mark which tied him for tops in the league in wins by a righthander...second consecutive year with a 2.99 ERA. **1980**—suffered his first sub .500 season as a pro...went 12-14 with a 4.28 ERA...tossed a 1-hitter vs. Toronto on 9/28. **1981**—failed to win at least 10 games for the first time in his major league career...went 9-8 with a 4.27 ERA...appeared in just 23 games, pitching in just 154.0 innings. **1982**—had 11 complete games and went 13-13 for the Red Sox...won 100th career game on 4/21 vs. Baltimore...was the starting pitcher and loser in the All-Star Game in Montreal...bounced back from 2 sub 200 inning years to pitch 224.1 innings. **1983**—suffered through his worst season as a pro...went 9-13 with a 5.61 ERA...in 176.1 innings pitched, recorded a career-low 77 strikeouts...had just 2 complete games. **1984**—split the season between the Red Sox and the Chicago Cubs...was traded to the Cubs for Bill Buckner on 5/25...prior to the trade, was 4-4 with a 5.01 ERA in 9 games...after the trade, won just 1 of his first 6 NL decisions...rebounded during the second half and went 8-3 with a 2.06 ERA after July 14...finished the year 10-8 with a 3.03 ERA for the Cubs. **1985**—won 4 straight starts between 4/16 and 5/1...threw 4 complete games in the process, becoming the first Cub to hurl 4 straight CGs since Rick Reuschel in 1977...was named NL Pitcher of the Week after tossing back-to-back shutouts on 4/16 and 4/21...had a string of 22.1 shutout innings...came down with tendinitis of the right shoulder and pitched just 4 times in July and August combined...struck out 117 batters and walked just 19 in 169.1 innings...finished the year 11-7 with a 3.08 ERA. **1986**—led the Cubs with 137 strikeouts and 201 innings pitched, the sixth time in his career that he pitched at least 200 innings...recorded the 150th win of his career on 7/30 at New York...threw 100th CG of his career on 7/8 at San Francisco...made his first relief appearance after 301 starts on 6/24...walked an average of 1 in 21 batters and walked 1 or less in 20 of his starts...finished the year 6-11 with a 4.57 ERA. **1987**—was used in long relief, setup relief and as the "closer" following an injury to Jay Howell...was brilliant in all three roles...in 12 previous ML seasons covering 376 appearances had made just 17 relief appearances, and only one since 1976...in 54 games made 52 relief appearances...recorded 16 saves which tied him with Howell for the team high...as starter was 0-2 with a 6.94 ERA...in relief 6-6 with a 2.60 ERA with 105 strikeouts in 104 relief innings...was perfect vs. Cleveland in relief 6/6...retired 18 consecutive Indians with 5 strikeouts to record the win...retired first 4 hitters

#### MOST SAVES LAST FIVE YEARS (1988-92)

Dennis Eckersley	220	Tom Henke	143	Jeff Montgomery	115
Bobby Thigpen	177	Gregg Olson	131	Dave Righetti	113
Lee Smith	175	Mitch Williams	129	Jeff Russell	108
Jeff Reardon	164	Bryan Harvey	126	Mike Schooler	98
Doug Jones	155	Rick Aguilera	125	Mike Henneman	97
John Franco	149	Randy Myers	125	Dan Plesac	96

in next outing vs. Chicago 6/10 to run perfect streak to 22 consecutive hitters before he allowed a baserunner...in 2 outings, combined, retired 35 of 37 faced...recorded 13 of his 16 saves after the All-Star break...inherited 50 runners and allowed just 11 to score (22%)...his walks to innings-pitched ratio was phenomenal...walked just 17 (3 intentional in 115.2 innings...walked 5 (1 intentional) after the break. **1988**—brilliant season in relief...named Fireman of the Year by *The Sporting News*, Roloids Relief Man and the relief pitcher on *The Sporting News* post-season All-Star squad...also finished second to Viola in the Cy Young balloting...earned a save in the All-Star Game at Cincinnati...topped the major leagues with 45 saves in 54 opportunities...capped season with brilliant ALCS vs. Boston, setting a record that will never be broken...recorded four saves in A's four-game sweep over Boston...named the ALCS MVP...World Series was another story for Eck...allowed Gibson's dramatic homer in the 9th inning of Game #1 which gave Dodgers a 5-4 victory...made just one other Series appearance, a shutout inning in Game 4. **1989**—put together another excellent year in relief despite missing 40 games from late May to the All-Star break due to a strained right shoulder suffered in New York May 27th...the A's were 20-20 in his absence...still led the staff and finished fourth in the AL with 33 saves in 39 opportunities...saved 3 of the A's 4 ALCS wins including the fifth and final game at Toronto...appeared in two games of the A's World Series sweep...saved the fourth game at Candlestick...walked just 3 in 57.2 innings. **1990**—Dennis finished fifth in the 1990 AL Cy Young balloting and sixth in the AL MVP voting...including one first place MVP vote...his 0.61 ERA was the lowest in major league history of any pitcher with at least 25 innings pitched...with a save over the Twins on September 15th Eckersley surpassed Rollie Fingers' old Oakland standard of 137...did not walk a hitter until June 12th...walked the Rangers' Julio Franco on the 12th to snap a string of 185 consecutive hitters without a walk...a span over two seasons that reached 52.0 innings...had more saves than hits and walks combined (45 hits and walks, 48 saves)...for the year converted 96% of his save opportunities (48 saves in 50 opportunities) the best ratio of his relief career...had 48 saves despite just 8 opportunities after September 1st...he recorded his 100th career save April 15th in Seattle to become only the 6th pitcher to have at least 100 saves and 100 victories...(since 1969)...made his fourth All-Star appearance...and recorded the save in the American League's 2-0 win at Wrigley Field July 10th...his second All-Star save...started the 1982 game at Montreal...consistent all year, he had 7 saves in April, 8 in May, 9 in June, 8 in July, 8 in August and 8 in September...saved 19 of Welch's 27 victories...and finished the game at Baltimore August 17th in which Welch recorded his 20th victory. **1991**—had 43 saves in 51 opportunities...had at least one save vs. every AL club except Texas including nine in nine games vs. California...allowed 25 earned runs or 6 more than in 1989 and 1990 combined...also touched for 11 homers which was the most he has allowed since 1987 when he gave up the same total...Eck struck out Chili Davis in Minnesota August 16th for the 2,000th strikeout of his career...named to the All-Star team for the fifth time and in the game Dennis saved the AL's 5-2 win.

## 1988-92 AMERICAN LEAGUE MVP BALLOTING

	1st	2nd	3rd	4th	5th	6th	7th	8th	9th	10th	TOTAL
Eckersley	19	5	6	12	20	14	5	9	4	2	690
Fielder	19	22	12	4	3	4	1	5	5		655
Puckett	3	11	26	14	6	10	8	5	5		590
Canseco	28		3	8	5	3	7	3	4	1	563
Ripken	21	11	7	7	1	4	1	2		2	536
Henderson, R.	14	11	2	1	3	3	9	1		2	392
Carter	5	8	5	6	5	6	13	5	6	2	365
Winfield	2	6	5	16	4	6	1	1	2	6	305
Sierra	6	5	7	7	2	2	3	5	3	2	291
Yount	8	6	5	4	2	3	3	3	3	2	290
Thomas	1	4	6	8	11	6	5	4	2	3	289
Clemens	3	4	9	7	5	7	3	1	3	1	286
Alomar, R	5	6	4	4	7	1	1	1	3	2	246
Greenwell		20	6	2							242
Bell	4	9	4	1	2	2	1		2	2	208
McGwire	1		5	4	3	6	7	6	3	9	191

**PERSONAL/MISCELLANEOUS:** Married to the former Nancy O'Neill...they have a son, James Alexander (Jake)...Eckersley also has a daughter, Mandee...resides with his wife and son in Sudbury, MA during the off-season...graduated in 1972 from Washington High School in Fremont, California, where he played baseball, basketball and football...served as head coach for the Massachusetts Special Olympics softball team in 1982...hobbies include golf and music.

### LIFETIME PLAYING RECORD

Year Club	W	L	ERA	G	GS	CG	SHO	SV	IP	H	R	ER	BB	SO
1972 Reno	5	5	4.80	12	12	3	1	0	75.0	87	46	40	33	56
1973 Reno	12	8	3.65	31	31	11	5	0	202.0	182	97	82	91	218
1974 San Antonio	14	3	3.40	23	23	10	2	0	167.0	141	66	63	60	163
1975 CLEVELAND	13	7	2.60	34	24	6	2	2	187.0	147	61	54	90	152
1976 CLEVELAND	13	12	3.44	36	30	9	3	1	199.0	155	82	76	78	200
1977 CLEVELAND	14	13	3.53	33	33	12	3	0	247.0	214	100	97	54	191
1978 BOSTON	20	8	2.99	35	35	16	3	0	268.0	258	99	89	71	162
1979 BOSTON	17	10	2.99	33	33	17	2	0	247.0	234	89	82	59	150
1980 BOSTON	12	14	4.27	30	30	8	0	0	198.0	188	101	94	44	121
1981 BOSTON	9	8	4.27	23	23	8	2	0	154.0	160	82	73	35	79
1982 BOSTON	13	13	3.73	33	33	11	3	0	224.1	228	101	93	43	127
1983 BOSTON	9	13	5.61	28	28	2	0	0	176.1	223	119	110	39	77
1984 BOSTON	4	4	5.01	9	9	2	0	0	64.2	71	38	36	13	33
CHICAGO (N)	10	8	3.03	24	24	2	0	0	160.1	152	59	54	36	81
1985 CHICAGO (N)	11	7	3.08	25	25	6	2	0	169.1	145	61	58	19	117
1986 CHICAGO (N)	6	11	4.57	33	32	1	0	0	201.0	226	109	102	43	137
1987 OAKLAND	6	8	3.03	54	2	0	0	16	115.2	99	41	39	17	113
1988 OAKLAND	4	2	2.35	60	0	0	0	45	72.2	52	20	19	11	70
1989 OAKLAND	4	0	1.56	51	0	0	0	33	57.2	32	10	10	3	55
1990 OAKLAND	4	2	0.61	63	0	0	0	48	73.1	41	9	5	4	73
1991 OAKLAND	5	4	2.96	67	0	0	0	43	76.0	60	26	25	9	87
1992 OAKLAND	7	1	1.91	69	0	0	0	51	80.0	62	17	17	11	93
<b>A.L. TOTALS</b>	<b>154</b>	<b>119</b>	<b>3.39</b>	<b>658</b>	<b>280</b>	<b>91</b>	<b>18</b>	<b>239</b>	<b>2440.2</b>	<b>2224</b>	<b>995</b>	<b>919</b>	<b>581</b>	<b>1783</b>
<b>N.L. TOTALS</b>	<b>27</b>	<b>26</b>	<b>3.63</b>	<b>82</b>	<b>81</b>	<b>9</b>	<b>2</b>	<b>0</b>	<b>530.2</b>	<b>523</b>	<b>229</b>	<b>214</b>	<b>98</b>	<b>335</b>
<b>M.L. TOTALS</b>	<b>181</b>	<b>145</b>	<b>3.43</b>	<b>740</b>	<b>361</b>	<b>100</b>	<b>20</b>	<b>239</b>	<b>2971.1</b>	<b>2747</b>	<b>1224</b>	<b>1133</b>	<b>679</b>	<b>2118</b>

**CAREER TRANSACTIONS:** 1972--Selected by the Cleveland Indians in 3rd round of free-agent draft, June 6. 1978--Traded with catcher Fred Kendall to the Boston Red Sox for pitchers Rick Wise and Mike Paxton, third baseman Ted Cox and catcher Bo Diaz, March 30. 1984--Traded with outfielder Mike Brumley to the Chicago Cubs for first baseman-outfielder Bill Buckner, May 25. Granted free agency, November 8; re-signed by Cubs, November 28. 1985--On disabled list, August 11 to September 7. 1987--Traded with infielder Dan Rohn to the Oakland Athletics for outfielder Dave Wilder, infielder Brian Guinn and pitcher Mark Leonette, April 3. 1989--On disabled list, May 29 to July 13.

### LEAGUE CHAMPIONSHIP SERIES RECORD

Year Club/Opp.	W	L	ERA	G	GS	CG	SHO	SV	IP	H	R	ER	BB	SO
1984 CHI vs. S.D.	0	1	8.44	1	1	0	0	0	5.1	9	5	5	0	0
1988 OAK vs. BOS	0	0	0.00	4	0	0	0	4	6.0	1	0	0	2	5
1989 OAK vs. TOR	0	0	1.59	4	0	0	0	3	5.2	4	1	1	0	2
1990 OAK vs. BOS	0	0	0.00	3	0	0	0	2	3.1	2	0	0	0	3
1992 OAK vs. TOR	0	0	6.00	3	0	0	0	1	3.0	8	2	2	0	2
<b>Totals</b>	<b>0</b>	<b>1</b>	<b>3.09</b>	<b>15</b>	<b>1</b>	<b>0</b>	<b>0</b>	<b>10</b>	<b>23.1</b>	<b>24</b>	<b>8</b>	<b>8</b>	<b>2</b>	<b>12</b>

### WORLD SERIES RECORD

Year Club/Opp.	W	L	ERA	G	GS	CG	SHO	SV	IP	H	R	ER	BB	SO
1988 OAK vs. L.A.	0	1	10.80	2	0	0	0	0	1.2	2	2	2	1	2
1989 OAK vs. S.F.	0	0	0.00	2	0	0	0	1	1.2	0	0	0	0	0
1990 OAK vs. CIN	0	1	6.75	2	0	0	0	0	1.1	3	1	1	0	1
<b>Totals</b>	<b>0</b>	<b>2</b>	<b>5.79</b>	<b>6</b>	<b>0</b>	<b>0</b>	<b>0</b>	<b>1</b>	<b>4.2</b>	<b>5</b>	<b>3</b>	<b>3</b>	<b>1</b>	<b>3</b>

### ALL-STAR GAME RECORD

Year Club/Site	W	L	ERA	G	GS	CG	SHO	SV	IP	H	R	ER	BB	SO
1977 AL/N.Y. (AL)	0	0	0.00	1	0	0	0	0	2.0	0	0	0	0	1
1982 AL/Mil.	0	1	9.00	1	1	0	0	0	3.0	2	3	3	2	1
1988 AL/Cin.	0	0	0.00	1	0	0	0	1	1.0	0	0	0	0	1
1990 AL/Chi. (NL)	0	0	0.00	1	0	0	0	1	1.0	1	0	0	0	1
1991 AL/Tor.	0	0	0.00	1	0	0	0	1	1.0	0	0	0	0	1
1992 AL/S.D.	0	0	0.00	1	0	0	0	0	0.2	3	2	0	0	2
<b>Totals</b>	<b>0</b>	<b>1</b>	<b>3.12</b>	<b>6</b>	<b>1</b>	<b>0</b>	<b>0</b>	<b>3</b>	<b>8.2</b>	<b>6</b>	<b>5</b>	<b>3</b>	<b>2</b>	<b>7</b>

**ECKERSLEY, cont.**

**VS. AL 1992 AND CAREER**

1992							CAREER									
ERA	W	L	SV	G	IP	H	ER	vs. TEAM	ERA	W	L	SV	G	IP	H	ER
1.42	0	0	5	6	6.1	3	1	BALTIMORE	3.00	9	10	17	48	186.0	168	62
7.36	1	1	3	6	7.1	10	6	BOSTON	3.40	5	6	18	41	108.2	97	41
0.00	2	0	2	4	4.0	1	0	CALIFORNIA	2.56	13	7	24	51	165.1	131	47
1.23	1	0	5	6	7.1	3	1	CHICAGO	3.43	13	8	18	50	152.1	151	58
2.08	0	0	4	4	4.1	4	1	CLEVELAND	3.74	14	7	17	47	173.1	184	72
0.00	0	0	4	4	4.1	3	0	DETROIT	2.90	18	8	20	54	220.1	198	71
4.50	1	0	4	6	6.0	8	3	KANSAS CITY	3.99	8	11	20	50	162.1	161	72
1.80	1	0	1	4	5.0	6	1	MILWAUKEE	3.32	16	6	10	47	192.2	186	71
1.00	0	0	6	7	9.0	5	1	MINNESOTA	3.14	11	7	22	48	174.2	153	61
0.00	0	0	5	5	5.0	3	0	NEW YORK	4.88	7	14	15	52	185.0	196	100
1.74	0	0	8	8	10.1	9	2	SEATTLE	3.07	10	8	25	50	167.1	146	57
0.00	0	0	3	6	8.0	4	0	TEXAS	3.65	7	15	17	54	219.2	226	89
3.00	1	0	1	3	3.0	3	1	TORONTO	2.91	11	5	16	42	160.2	146	52
1.67	2	0	30	37	43.0	35	8	BEFORE ASB	3.56	94	72	126	385	1582.2	1443	626
2.19	5	1	21	32	37.0	27	9	AFTER ASB	3.29	87	73	113	355	1388.2	1304	507
2.76	7	0	21	35	42.1	37	13	HOME	3.50	110	70	110	371	1503.1	1420	585
0.96	0	1	30	34	37.2	25	4	AWAY	3.36	71	75	129	369	1468.0	1327	548
1.99	3	0	16	22	22.2	21	5	DAY	3.59	78	56	91	309	1206.0	1140	481
1.88	4	1	35	47	57.1	41	12	NIGHT	3.32	103	89	148	431	1765.1	1607	652
0.82	1	0	8	10	11.0	7	1	APRIL	3.64	22	18	41	107	417.1	378	169
0.79	0	0	10	10	11.1	8	1	MAY	3.34	33	23	39	123	487.2	453	181
3.31	1	0	9	13	16.1	17	6	JUNE	3.56	25	23	36	111	483.1	435	191
0.87	1	0	6	9	10.1	6	1	JULY	3.73	31	28	35	124	502.1	472	208
3.21	3	1	9	13	14.0	13	5	AUGUST	2.68	37	19	46	131	541.2	477	161
1.59	1	0	9	14	17.0	11	3	SEPT/OCT	3.72	33	34	42	144	539.0	532	223

**MAJOR LEAGUE FIELDING STATS**

**PITCHER**

YEAR	PCT.	G	PO	A	E	TC	DP
1975	.950	34	7	12	1	20	0
1976	.967	36	9	20	1	30	1
1977	.933	33	6	22	2	30	1
1978	1.000	35	19	29	0	48	1
1979	.900	33	12	42	6	60	3
1980	.919	30	10	24	3	37	0
1981	.969	23	12	19	1	32	1
1982	.977	33	21	21	1	43	2
1983	.974	28	19	18	1	38	0
1984	.929	33	27	38	5	70	3
1985	.923	25	10	26	3	39	1
1986	.936	33	16	28	3	47	3
1987	.944	54	4	13	1	18	0
1988	1.000	60	7	3	0	10	0
1989	1.000	51	4	4	0	8	1
1990	1.000	63	3	1	0	4	0
1991	1.000	67	6	9	0	15	0
1992	1.000	69	3	10	0	13	1
<b>Totals</b>	<b>.950</b>	<b>740</b>	<b>198</b>	<b>339</b>	<b>28</b>	<b>565</b>	<b>18</b>

**CAREER SAVE LEADERS**

1. Jeff Reardon ..... 357
2. Lee Smith ..... 355
3. Rollie Fingers ..... 341
4. Rich Gossage ..... 308
5. Bruce Sutter ..... 300
6. Dave Righetti ..... 251
7. Dan Quisenberry ..... 244
8. **Dennis Eckersley** ..... **239**
9. John Franco ..... 226
10. Sparky Lyle ..... 222

**ECKERSLEY'S BEST**

**SEASON**  
W: 20 (1978)  
SV: 51 (1992)  
CG: 17 (1979)  
ERA: 0.61 (1990)  
G: 69 (1992)  
IP: 268.0 (1978)  
SO: 200 (1976)  
**LONGEST WINNING STREAK: 8 (twice), last time: 8/11/88-5/16/90**  
**LONGEST LOSING STREAK: 6, 8/9/86-4/21/87**

**GAME**  
**LOW HIT CG: 0, 5/30/77 vs. California**  
**IP: 12, 5/25/77 vs. Seattle**  
**SO: 14, 8/13/76 vs. Texas**

**ALL-TIME SAVE PERCENTAGE**

(Since 1988, min. 100 Opp.)

PITCHER	SAVE	OPP	PCT
1. <b>Dennis Eckersley</b>	<b>220</b>	<b>247</b>	<b>.891</b>
2. Tom Henke	143	163	.877
3. John Franco	149	172	.866
4. Lee Smith	175	208	.841
5. Dave Righetti	113	136	.831
6. Randy Myers	125	151	.828
7. Gregg Olson	131	159	.824
8. Dave Smith	92	112	.821
9. Doug Jones	155	189	.820
10. Rick Aguilera	122	149	.819

## 40 SAVE SEASONS

57	Bobby Thigpen, Chicago White Sox (1990)
51	<b>Dennis Eckersley, Oakland (1992)</b>
48	<b>Dennis Eckersley, Oakland (1990)</b>
47	Lee Smith, St. Louis (1991)
46	Bryan Harvey, California (1991)
46	Dave Righetti, New York Yankees (1986)
45	<b>Dennis Eckersley, Oakland (1988)</b>
45	Bruce Sutter, St. Louis (1984)
45	Dan Quisenberry, Kansas City (1983)
44	Mark Davis, San Diego (1989)
44	Dan Quisenberry, Kansas City (1984)
43	<b>Dennis Eckersley, Oakland (1991)</b>
43	Lee Smith, St. Louis (1992)
43	Doug Jones, Cleveland (1990)
42	Rick Aguilera, Minnesota (1991)
42	Jeff Reardon, Minnesota (1988)
41	Rick Aguilera, Minnesota (1992)
41	Jeff Reardon, Montreal (1985)
40	Jeff Reardon, Boston (1991)
40	Steve Bedrosian, Philadelphia (1987)

## MOST 40 SAVE SEASONS

4	<b>Dennis Eckersley</b>
3	Jeff Reardon
2	Rick Aguilera
2	Dan Quisenberry
2	Lee Smith

## CAREER BB PER NINE INNINGS

(min 2750 IP, since 1900)

PITCHER	IP	BB	BB/9 INN
1. Cy Young	3634	449	1.112
2. Babe Adams	2995	430	1.292
3. Christy Mathewson	4778	838	1.578
4. Pete Alexander	5189	951	1.649
5. Robin Roberts	4689	902	1.731
6. Carl Hubbell	3591	725	1.817
7. Juan Marichal	3506	709	1.820
8. Slim Sallee	2822	573	1.827
9. Lew Burdette	3067	628	1.843
10. Ed Walsh	2965	617	1.873
11. Paul Derringer	3646	761	1.878
12. Mordecai Brown	3171	673	1.910
13. Jack Quinn	3920	860	1.974
14. Doc White	3041	670	1.983
15. Jack Powell	3448	762	1.989
16. Fergie Jenkins	4498	997	1.995
17. <b>Dennis Eckersley</b>	<b>2971.1</b>	<b>679</b>	<b>2.057</b>
18. Dutch Leonard	3220	737	2.060
19. Walter Johnson	5925	1359	2.064
20. Joe McGinnity	3075	719	2.104

## 100 WINS AND 100 SAVES

Rollie Fingers	341 saves, 114 wins
Rich Gossage	308 saves, 117 wins
<b>Dennis Eckersley</b>	<b>239 saves, 181 wins</b>
Dave Giusti	140 saves, 100 wins
Bob Stanley	132 saves, 110 wins
Ron Reed	103 saves, 146 wins

## A'S RECORD WHEN HE PITCHES

YEAR	W-L (PCT.)
1988	55-5 (.917)
1989	47-4 (.922)
1990	59-4 (.937)
1991	57-10 (.851)
1992	64-5 (.928)
<b>TOTAL</b>	<b>282-28 (.910)</b>

## CAREER GAMES PITCHED LEADERS

1. Hoyt Wilhelm	1070
2. Kent Tekulve	1050
3. Lindy McDaniel	987
4. Rollie Fingers	944
5. Gene Garber	931
6. Rich Gossage	927
7. Cy Young	906
8. Sparky Lyle	899
9. Jim Kaat	898
10. Don McMahon	874
11. Phil Niekro	864
12. El Roy Face	848
13. Tug McGraw	824
14. Jeff Reardon	811
15. Charlie Hough	803
16. Walter Johnson	802
17. Nolan Ryan	794
18. Lee Smith	787
19. Gaylord Perry	777
20. Don Sutton	774
21. Darold Knowles	765
22. Tommy John	760
23. Ron Reed	751
24. Warren Spahn	750
25. Tom Burgmeier	745
Gary Lavelle	745
Guillermo Hernandez	744
28. Steve Carlton	741
29. <b>Dennis Eckersley</b>	<b>740</b>

## CAREER STRIKEOUT LEADERS

1. Nolan Ryan	5668
2. Steve Carlton	4136
3. Bert Blyleven	3701
4. Tom Seaver	3640
5. Don Sutton	3574
6. Gaylord Perry	3534
7. Walter Johnson	3508
8. Phil Niekro	3342
9. Fergie Jenkins	3192
10. Bob Gibson	3117
11. Jim Bunning	2855
12. Michael Lofch	2832
13. Cy Young	2819
14. Frank Tanana	2657
15. Warren Spahn	2583
16. Bob Feller	2581
17. Jerry Koosman	2556
18. Tim Lincecum	2538
19. Christy Mathewson	2505
20. Don Drysdale	2486
21. Jim Kaat	2461
22. Sam McDowell	2453
23. Luis Tiant	2416
24. Sandy Koufax	2396
25. Robin Roberts	2357
26. Early Wynn	2334
27. Rube Waddell	2310
28. Juan Marichal	2303
29. Jack Morris	2275
30. Lefty Grove	2266
31. Tommy John	2245
32. Jim Palmer	2212
33. Grover Alexander	2198
34. Vida Blue	2175
35. Charlie Hough	2171
36. Camilo Pascual	2167
37. <b>Dennis Eckersley</b>	<b>2118</b>

**ECKERSLEY, cont.**

**PITCHERS HE'S SAVED GAMES FOR**

1.	Bob Welch	49
2.	Dave Stewart	41
3.	Mike Moore	32
4.	Storm Davis	16
5.	Curt Young	14
6.	Ron Darling	12
7.	Gene Nelson	9
8.	Eric Plunk	8
9.	Scott Sanderson	7
	Joe Slusarski	7
11.	Rick Honeycutt	6
	Jeff Parrett	6
13.	Joe Klink	5
14.	Todd Burns	4
	Greg Cadaret	4
16.	Jim Corsi	2
	Kirk Dressendorfer	2
	Vince Horsman	2
	Steve Ontiveros	2
20.	Kevin Campbell	1
	Steve Chitren	1
	Pat Dobson	1
	Reggie Harris	1
	Andy Hawkins	1
	Mike Norris	1
	Fritz Peterson	1
	Gaylord Perry	1
	Jose Rijo	1
	Rick Rodriguez	1
	Bruce Walton	1

**BATTERS WALKED SINCE 1988**

Kent Hrbek	3
Randy Milligan	2
B.J. Surhoff	2
Lou Whitaker	2
Robin Yount	2
Harold Baines	1
Dante Bichette	1
Wade Boggs	1
Greg Brock	1
Dave Cochrane	1
Joey Cora	1
Jack Daugherty	1
Jim Eisenreich	1
Dwight Evans	1
Cecil Fielder	1
Julio Franco	1
Bo Jackson	1
Brook Jacoby	1
Lance Johnson	1
Wally Joyner	1
Chito Martinez	1
Fred McGriff	1
Tony Phillips	1
Luis Quinones	1
Kevin Reimer	1
Steve Sax	1
Kevin Seitzer	1
Gary Sheffield	1
Bill Spiers	1
Alan Trammell	1
Dave Winfield	1
Mark Whiten	1

**CAREER STRIKEOUT TO BB RATIO**  
(Min. 2000 Strikeouts)

PITCHER	SO	BB	RATIO
1. Juan Marichal	2303	709	3.25
2. Fergie Jenkins	3192	997	3.20
3. <b>Dennis Eckersley</b>	<b>2118</b>	<b>679</b>	<b>3.12</b>
4. Christy Mathewson	2511	846	2.97
5. Sandy Koufax	2396	817	2.93
6. Don Drysdale	2486	855	2.91
7. Rube Waddell	2316	803	2.88
8. Jim Bunning	2855	1000	2.86
9. Bert Blyleven	3701	1322	2.80
10. Don Sutton	3574	1343	2.66

**CONSECUTIVE IP WITHOUT A WALK**

52.0	August 15, 1989-June 12, 1990
31.2	September 16, 1990-June 4, 1991
26.2	April 10-June 15, 1992
23.1	July 26-September 16, 1990
21.1	May 7-August 15, 1989

**CONSECUTIVE BATTERS WITHOUT A BB**

186	August 15, 1989-June 12, 1990
123	September 16, 1990-June 4, 1991
108	April 10-June 15, 1992
83	July 26-September 16, 1990
76	May 7-August 15, 1989

**MARGIN WHEN ENTERED GAME**

MARGIN	G	W	L	SV	IP	H	R	ER	BB	SO	ERA
Plus 12	1	0	0	0	1.0	1	0	0	0	1	0.00
Plus 6	7	0	0	0	7.0	8	3	3	0	6	3.86
Plus 5	7	0	0	1	6.0	1	0	0	0	4	0.00
Plus 4	27	0	0	13	26.7	21	4	4	3	20	1.35
Plus 3	65	0	2	61	71.3	61	21	16	5	76	2.02
Plus 2	86	1	2	80	104.0	69	23	23	4	105	1.99
Plus 1	81	6	3	65	101.3	60	23	22	10	110	1.95
Tied	27	16	2	0	33.0	19	7	7	13	47	1.91
Minus 1	3	1	0	0	3.7	3	1	1	0	3	2.45
Minus 2	2	0	0	0	2.0	1	0	0	3	3	0.00
Minus 3	4	0	0	0	3.7	3	0	0	0	3	0.00
<b>TOTAL</b>	<b>310</b>	<b>24</b>	<b>9</b>	<b>220</b>	<b>359.2</b>	<b>247</b>	<b>82</b>	<b>76</b>	<b>38</b>	<b>378</b>	<b>1.90</b>

DAYS REST

DAYS	G	W	L	SV	IP	H	R	ER	BB	SO	ERA
0	79	5	0	67	83.0	56	11	11	9	83	1.19
1	87	9	5	62	105.7	73	25	23	13	122	1.96
2	47	4	2	31	54.7	47	22	22	8	53	3.62
3	47	3	1	29	56.0	33	10	10	4	58	1.61
4	25	1	0	16	29.3	18	6	4	4	32	1.23
5	11	1	0	5	13.3	10	4	2	0	14	1.35
6	6	1	1	4	8.0	5	4	4	0	9	4.50
7	2	0	0	1	2.0	0	0	0	0	3	0.00
others	6	0	0	5	7.7	5	0	0	0	4	0.00
<b>TOTAL</b>	<b>310</b>	<b>24</b>	<b>9</b>	<b>220</b>	<b>359.2</b>	<b>247</b>	<b>82</b>	<b>76</b>	<b>38</b>	<b>378</b>	<b>1.90</b>

ECKERSLEY SINCE 1988

YEAR	W	L	ERA	G	SV	OPP	PCT	IP	H	R	ER	BB	IBB	SO	HR	BB/9	SO/9
1988	4	2	2.35	60	45	53	84.9	72.2	52	20	19	11	2	70	5	1.36	8.67
1989	4	0	1.56	51	33	39	84.6	57.2	32	10	10	3	0	55	5	0.47	8.58
1990	4	2	0.61	63	48	50	96.0	73.1	41	9	5	4	1	73	2	0.49	8.96
1991	5	4	2.96	67	43	51	84.3	76.0	60	26	25	9	3	87	11	1.07	10.30
1992	7	1	1.91	69	51	54	94.4	80.0	62	17	17	11	6	93	5	1.24	10.46
<b>TOTAL</b>	<b>24</b>	<b>9</b>	<b>1.90</b>	<b>310</b>	<b>220</b>	<b>247</b>	<b>89.1</b>	<b>359.2</b>	<b>247</b>	<b>82</b>	<b>76</b>	<b>38</b>	<b>12</b>	<b>378</b>	<b>28</b>	<b>0.95</b>	<b>9.46</b>

41

JOHNNY GUZMAN

LHP



Ramon Dionny "Johnny" Guzman

1993 Opening Day Age: 22

Born: Hatillo Palma, Dominican Republic, January 21, 1971

Bats: Right                      Throws: Left

Height: 5-10                      Weight: 155

Major League Service: 34 days

Obtained: Signed as a free agent, February 18, 1988.

Contract Status: First year of a one-year contract through 1993.

**1992 HIGHLIGHTS**—For the second consecutive year pitched at Huntsville, Tacoma and Oakland...opened the season in the Southern League in Huntsville's starting rotation...got off to a great start with 3 wins in his first 4 starts...best outing of the year came on May 25th when Johnny 1-hit Knoxville (Toronto) with no walks and 9 strikeouts...was 3-0 with a 1.98 ERA for the month of June before his promotion to Tacoma...left Huntsville with an 8-2 mark and a 3.71 ERA in 14 starts...at Tacoma had made just one relief appearance before he was summoned to Oakland June 24th...for the A's made two relief appearances, both vs. Minnesota, at the Coliseum June 27th and 28th...allowed 8 hits and 4 runs, earned, in 3.0 innings before being optioned back to Tacoma July 1st...spent the remainder of the 1992 season in Tacoma pitching in both a relief role and as a starter...did his best pitching for the Tigers in July when he was 2-2 in 7 games, 5 starts...with Tacoma was 2-5, 5.50 ERA as a starter and 1-1, 3.46 ERA with no saves in relief.

**CAREER:1988**—Guzman spent his first pro summer in the Arizona League at Scottsdale...made 16 appearances and struck out 18 in 23.0 innings. **1989**—opened the year at Modesto and after 5 games, 3 starts returned to Scottsdale for a month...moved to Southern Oregon on June 7th when the Northwest League opened up...was 3-1 with 26 strikeouts in 27.1 innings which earned him a promotion to Madison July 8th...was inserted into the Muskies starting rotation and went 3-3 with a 3.74 ERA. **1990**—his best pro season...split the year between Single-A Modesto and Double-A Huntsville...opened up at Modesto...was outstanding as a member of the A's rotation...went 7-4 in 13 starts with a 1.91 ERA...allowed just 67 hits in 84.2 innings...promoted to Huntsville on June 11th and immediately placed into the starting rotation...went 5-6 with a 3.58 ERA in 16 starts...for the season combined at both Modesto and Huntsville to go 12-10 with a 2.84 ERA in 29 starts...worked 190.1 innings and allowed just 156 hits. **1991**—made his major league debut June 8th vs. Boston

**GUZMAN, cont.**

and then two days later recorded his first major league victory pitching a third of an inning vs. Detroit at the Coliseum...longest outing was 2.0 innings at Boston June 22nd...returned to Tacoma June 30th after 5 relief appearances and completed the season at Triple-A...for Tacoma in 1991 was 2-5 with a 6.78 ERA in 17 games, 13 starts.

**PERSONAL/MISCELLANEOUS:** Signed by A's Director of Latin American Scouting, Juan Marichal...is single and currently resides in Monte Cristy, Dominican Republic.

**LIFETIME PITCHING RECORD**

Year	Club	W	L	ERA	G	GS	CG	SHO	SV	IP	H	R	ER	BB	SO
1988	Scottsdale	0	2	8.61	16	1	0	0	1	23.0	37	27	22	8	18
1989	Modesto	0	2	4.86	5	3	0	0	0	16.2	23	11	9	13	12
	Madison	3	3	3.74	9	9	1	0	0	45.2	41	26	19	21	36
	Southern Oregon	3	1	2.63	5	5	0	0	0	27.1	23	16	8	12	26
1990	Modesto	7	4	1.91	13	13	1	1	0	84.2	67	25	18	23	58
	Huntsville	5	6	3.58	16	16	0	0	0	105.2	89	52	42	54	63
1991	Huntsville	2	1	3.48	7	7	0	0	0	44.0	46	17	17	25	23
	Tacoma	2	5	6.78	17	13	0	0	0	79.2	113	74	60	51	40
	OAKLAND	1	0	9.00	5	0	0	0	0	5.0	11	5	5	2	3
1992	Huntsville	8	2	3.71	14	14	2	1	0	89.2	87	43	37	26	55
	Tacoma	3	6	5.11	20	9	0	0	0	68.2	70	43	39	24	45
	OAKLAND	0	0	12.00	2	0	0	0	0	3.0	8	4	4	0	0
M.L.	Totals	1	0	10.13	7	0	0	0	0	8.0	19	9	9	2	3

**CAREER TRANSACTIONS:** 1988 -- Signed as a free-agent by the Oakland Athletics organization, February 18.

**VS. AL 1992 AND CAREER**

1992	ERA	W	L	SV	G	IP	H	ER	CAREER vs. TEAM	ERA	W	L	SV	G	IP	H	ER
---	0	0	0	0	0	0.0	0	0	BOSTON	13.50	0	0	0	2	2.0	8	3
---	0	0	0	0	0	0.0	0	0	DETROIT	0.00	1	0	0	1	0.1	0	0
12.00	0	0	0	2	3.0	8	4	4	MINNESOTA	12.00	0	0	0	2	3.0	8	4
---	0	0	0	0	0.0	0	0	0	TEXAS	6.75	0	0	0	2	2.2	3	2
12.00	0	0	0	2	3.0	8	4	4	BEFORE ASB	10.13	1	0	0	7	8.0	19	9
12.00	0	0	0	2	3.0	8	4	4	HOME	9.00	1	0	0	6	6.0	12	6
---	0	0	0	0	0.0	0	0	0	AWAY	13.50	0	0	0	1	2.0	7	3
12.00	0	0	0	2	3.0	8	4	4	DAY	9.00	0	0	0	5	7.0	18	7
---	0	0	0	0	0.0	0	0	0	NIGHT	18.00	1	0	0	2	1.0	1	2
12.00	0	0	0	2	3.0	8	4	4	JUNE	10.13	1	0	0	7	8.0	19	9

**A's ON THE DISABLED LIST IN 1992**

PLAYER	INJURY	DATE	GAMES MISSED	A'S RECORD
Lance Blankenship	broken left hand	July 8-August 10	29	19-10
Scott Brosius	bruised left hip	April 18-May 12	21	12-9
Scott Brosius	viral infection	July 13-August 3	17	10-7
Jose Canseco	sore right shoulder	July 1-July 16	11	6-5
Dressendorfer	sore right shoulder	March 28-end of season	162	96-66
Rich Gossage	right bicep tendinitis	July 19-end of season	72	44-28
Scott Hemond	pulled left rib cage	May 9-August 6	77	46-31
D. Henderson	pulled right hamstring	March 31-April 29	21	13-8
D. Henderson	pulled right hamstring	May 6-September 1	104	63-41
R. Henderson	strained left hamstring	May 28-June 17	17	12-5
R. Henderson	strained left hamstring	June 30-July 16	12	7-5
Joe Klink	strained left elbow	March 28-end of season	162	96-66
Mark McGwire	strained right side	August 22-September 11	17	9-8
Randy Ready	achilles tendinitis	April 5-21	14	10-4
Randy Ready	pulled right rib cage	June 17-July 9	20	10-10
Terry Steinbach	hairline fracture left wrist	April 10-25	14	8-6
Dave Stewart	sore right elbow	June 30-July 24	20	10-10
Walt Weiss	pulled rib cage	March 30-June 3	51	29-22
Bob Welch	strained left back	March 28-May 2	23	15-8
Bob Welch	sore left knee	May 27-June 14	15	10-5
Bob Welch	sore right elbow	August 8-September 11	31	17-14
Willie Wilson	strained right hamstring	August 17-September 1	13	7-6

## MAJOR LEAGUE FIELDING STATS

### PITCHER

YEAR	PCT.	G	PO	A	E	TC	DP
1991	1.000	5	0	1	0	1	1
1992	---	2	0	0	0	0	0
<b>Totals</b>	<b>1.000</b>	<b>7</b>	<b>0</b>	<b>1</b>	<b>0</b>	<b>1</b>	<b>1</b>

### GUZMAN'S BEST

#### SEASON

W: 1 (1991)

SV: --

CG: --

ERA: 9.00 (1991)

G: 5 (1991)

IP: 5.0 (1991)

SO: 3 (1991)

LONGEST WINNING STREAK: 1, 6/10/91 to present

LONGEST LOSING STREAK: --

#### GAME

LOW HIT CG: none

IP: 2.0 (three times), last time: 6/27/92 vs. Minnesota

SO: 3, 6/22/91 at Boston

48

## ERIC HELFAND

C



### Eric James Helfand

**1993 Opening Day Age:** 24

**Born:** Erie, Pennsylvania, March 25, 1969

**Bats:** Left      **Throws:** Right

**Height:** 6-0      **Weight:** 195

**Major League Service:** None

**Obtained:** Originally selected by the Oakland A's in the 2nd round (choice from Kansas City for the signing of free agent Storm Davis) of the June, 1990 draft; re-acquired from the Florida Marlins with Scott Baker for Walt Weiss, November 17, 1992.

**Contract Status:** First year of a one-year contract through 1992.

**1992 HIGHLIGHTS** — Split his season between Modesto of the California League and Huntsville of the Southern League...as Modesto's starting catcher put together an outstanding first two months of the season...hit at a combined .326 pace in April and May with 8 homers and 30 RBI in 41 games...was named to the California League All-Star team before moving to Huntsville in July...kept his average at Modesto over .300 for the season until his final 5 games for the A's when he went 1 for 20 to finish up at .289...also walked 47 times in 72 games at Modesto to run his on-base percentage to .410...threw out 26 of 77 (34%) attempting to steal...Eric was bumped up to Huntsville in July...after going 3 for his first 7 with a homer for the Stars went 11 for his next 58 and wound up at .228 for Huntsville...did finish the year strong with 8 hits in his last 24 at-bats...at Huntsville made just 2 errors in 33 games behind the plate for a .990 fielding percentage and tossed out 31% (11 of 36) on the bases...was lost by the A's to Florida in the November expansion draft but later that same day was reacquired by the Athletics along with pitcher Scott Baker from the Marlins for shortstop Walt Weiss.

**CAREER: 1990**—was the first position player taken by the A's in the June draft, the 65th selection overall...played that summer at Southern Oregon and at the conclusion of the year was named by the A's minor league staff as Southern Oregon's co-MVP after hitting .285 with 39 RBI's in 57 games. **1991**—had his first full professional season interrupted by a broken collar bone suffered June 8th in a collision at home plate when Eric was attempting to score...did not return to duty until July 30th...was hitting .248 at the time of his injury but when he returned hit safely in 17 of his final 22 games at a .271 pace with 4 homers...spent the Fall on the A's Instructional League club and hit .321 with a club high 4 homers.

**PERSONAL/MISCELLANEOUS:** A 1987 graduate of Patrick Henry High School in San Diego...during his senior year in high school was listed by

## HELFAND, cont.

*Baseball America* as one of the top 60 prep players in the country...was selected by Seattle in the 8th round of the June draft out of high school but opted to attend Nebraska on a baseball scholarship...transferred to Arizona State University after his freshman season in Lincoln...in his final season at ASU, 1990, started 67 of 68 games and hit .317 with 9 homers and 58 RBI's...was a finance major at ASU...Helfand is single and resides in Tempe, Arizona during the winter months.

### LIFETIME PLAYING RECORD

Year	Club	AVG.	G	AB	R	H	2B	3B	HR	RBI	BB	SO	SB	CS
1990	Southern Oregon	.285	57	207	29	59	12	0	2	39	20	49	4	0
	Madison	.250	1	4	0	1	0	0	0	0	0	0	0	0
1991	Modesto	.256	67	242	35	62	15	1	7	38	37	56	0	1
1992	Modesto	.289	72	249	40	72	15	0	10	44	47	46	0	1
	Huntsville	.228	37	114	13	26	7	0	2	9	5	32	0	0

**CAREER TRANSACTIONS:** 1987 -- Selected by the Seattle Mariners organization in 8th round of free-agent draft, June 2. 1990 -- Selected by the Oakland Athletics organization in 2nd round of free-agent draft, June 4. 1992 -- Selected by the Florida Marlins organization in expansion draft, November 17. Traded to the Oakland Athletics organization with a PTBNL (pitcher Scott Baker) for shortstop Walt Weiss, November 17.

42

DAVE HENDERSON

OF



**David Lee Henderson**

**1993 Opening Day Age:** 34

**Born:** Dos Palos, California, July 21, 1958

**Bats:** Right      **Throws:** Right

**Height:** 6-2      **Weight:** 220

**Major League Service:** 11 years, 93 days

**Obtained:** Originally signed as a free agent by the A's, December 21, 1987; re-signed December 7, 1990 as a "new look" free agent.

**Contract Status:** Third year of a three-year contract through 1993.

**1992 HIGHLIGHTS**—An injury plagued season for the veteran center fielder...it started in spring training and continued right through the playoffs as, due to injuries, Dave was not a member of the A's 25 man playoff roster...Hendu's spring training opened with a strained right calf and then in his first game back from that injury he pulled his right hamstring running out a ground ball March 15th...the hamstring pull an injury that Dave would have to contend with the rest of 1992...at the end of Cactus League play he had appeared in just 5 games with 6 at-bats...found himself on the 15 day disabled list to start the year and did not return to the A's until April 30th at Detroit...but after just 3 games, including 2 starts in right field, the hamstring was still causing problems and Henderson was placed back on the disabled list...it would be a long stay the second time around for Dave as he missed the next 104 games...did not return until September 1st...wound up playing in 17 games down the stretch but 5 of those games were as a pinch-hitter only...for the season missed a total of 125 games to injury and finished the year with his fewest games played and at-bats of his career...did not homer in 1992 and drove in 2 runs after averaging 21 homers and 80 RBI per year his previous 4 seasons with the Athletics.

**CAREER: 1977**—selected in the 1st round of the June free agent draft by the Seattle Mariners...in his first pro season, was named to Northwest League and Topps Class A/Rookie All-Star teams...hit .315 that year and tied for league lead in homers (16). **1978**—was bothered most of the season with an Achilles problem at Stockton...still played 117 games for the Ports, hitting .232. **1979**—played at San Jose in 1979 and was named to the California League All-Star team...hit .300 that season with 27 homers and 99 RBIs. **1980**—hit .279 with 7 homers and 50 RBIs in 109 games at Spokane despite undergoing arthroscopic surgery to repair cartilage in his left knee on 6/27. **1981**—was the opening night

center fielder for Seattle...hit his first ML homer on 4/17 vs. the A's...was up and down between Spokane and Seattle. **1982**—hit .253 with 14 homers in his first full season in the majors...was on DL 5/5-18 with strained rib muscles in left side...hit 9 homers in first half. **1983**—had a then-career high 17 HRs in 1983...hit 2 HRs 8/2 vs Oakland, including one inside-the-park...hit 2nd inside-the-park HR 9/5 vs. KC. **1984**—hit .353 in the second half despite being on the DL August 10-29 with a pulled left hamstring...came off the DL and hit in 8 straight games...hit consecutive game-winning homers July 28 and July 29 vs. the A's...overall, he hit .280. **1985**—played in a then career high 139 games and hit .241...had a 14-game hitting streak 4/29 to 5/19...had back-to-back 3-hit games on April 29 and 30 vs. Milwaukee. **1986**—traded along with Spike Owen to the Boston Red Sox on August 19...was hitting .276 with 14 homers and 44 RBIs in 103 games before the trade...American League Player of the Week for June 9-15, when he was 11-29 with 2 homers and 10 RBIs...had a 12-game hitting streak 6/7-21...for the Red Sox, hit .196 in 36 games...overall in 112 games in the outfield made just 5 errors in 236 chances (.980)...made just 1 error in 32 games for the Red Sox...was one of 9 AL outfielders to reach double figures in assists...had memorable League Championship Series...with Red Sox trailing 5-4 in Game 5, down 3 games to 1 with 2 outs and 2 strikes in the 9th inning, he hit a 2-run HR, then had GWRBI on sacrifice fly in 11th...hit .400 in the World Series, hitting 2 homers...had arthroscopic knee surgery on his right knee on January 27 to repair cartilage damage. **1987**—opening day center fielder for Boston in 1987...had 71 at-bats in April but only 113 over the next four months in Boston prior to being traded to San Francisco for a player to be named later (Randy Kutchler) September 1st...only GWRBI of season was July 18th in Fenway vs. A's a 2-run homer off Gene Nelson in the bottom of the 10th inning...moved to Giants for the stretch drive...appeared in 15 games for San Francisco and made 5 starts, all in center field. **1988**—signed by the A's as a free agent in December, 1987...went on to have a career season...earned UPI Comeback Player of the Year honors...had career highs in average (.304), runs (100), total bases (266), doubles (38), and RBI (94)...homers (24) and hits (154) were career highs at the time...A's were 23-1 in games Dave homered...hit .375 in the ALCS vs. Boston, recording at least one hit in all four games...then hit .300 in the Series vs. Los Angeles. **1989**—put together another excellent season for the A's and then, as usual, was superb in the post-season...during the season 7 of his 15 homers put the A's in front...went without a homer from 5/15 to 7/14...hit .239 prior to the All-Star break but then hit .265 after to kick his average up to the final .250 mark...when September rolled around Dave began his usual move to center stage...with runners in scoring position during September hit .433 (13 for 30)...had his biggest RBI month with 18 September RBI's to finish with the third best total of his career (80)...hit .281 combined in both the ALCS and Series with 5 doubles, 3 homers and 5 RBI's in 9 games...added 6 walks...saved his best for Game #3 of the Fall Classic at San Francisco...cracked a double and 2 homers to drive in 4 runs. **1990**—for the season finished with 20 homers, the third best total of his career and fourth best on the club...his final .271 average 21 points above his final figure of 1989...bothered by the Metrodome lighting, Hendu played 3 games in right field during an A's trip to Minneapolis July 27-29th...it was his first right field appearance in an A's uniform...his right knee was injured at Chicago August 20th...prior to the injury Henderson was 19 for 67 (.323) with 7 extra-base hits and 11 RBI's in 17 games...but when Carlton Fisk lofted a pop fly single to center Henderson's season nearly ended...while attempting a sliding catch Dave's knee buckled and he tore cartilage in his right knee...4 days later A's team physician, Dr. Rick Bost, performed arthroscopic surgery on the knee and Henderson went on the disabled list...but less than a month after the surgery (28 days) Dave was back in the batters box at the Coliseum...he picked up a walk in a pinch-hitting appearance September 21st at the Coliseum vs. Detroit...was granted "new look" free agency December 7th as part of the collusion settlement but just four days later, on December 11th, decided to remain in Oakland by agreeing to a new three-year contract. **1991**—had a career high 158 hits to lead the club and his 25 homers were also a personal best...had a career game at California April 16th...in that game had a career high five hits with two doubles, a homer and tied his career best with five RBI's...had another five RBI game May 11th at New York...average was over .350 as late as May 28th...elected as the AL starter in center field for the All-Star game...his first ever selection to the team...average slipped below .300 the final game before the break and it never returned...leg and

## D. HENDERSON, cont.

Achilles heel problems limited Dave's play in the second half but on August 3rd became third player to hit three homers in one game at the Coliseum (Reggie 1969, Baines 1991) when he homered in his first three times up off the Twins' David West...struckout and flied out in his attempt to become the 12th player to hit 4 homers in one game...wound up hitting .254 with 7 homers after the break after hitting .298 with 18 homers before...made his major league debut at second base on May 29 at Toronto...did not accept a chance.

**PERSONAL/MISCELLANEOUS:** Dave and wife Loni have two children, Chase and Trent, and they reside in Bellevue, Washington during the winter...starred at Dos Palos (CA) High School graduating in 1977...was Seattle's 1st round selection in 1977 (26th player selected) and Dave turned down a football scholarship to Fresno State to sign with the M's...his uncle, Joe Henderson, pitched for White Sox in 1974 and Reds in 1976 and '77.

## LIFETIME PLAYING RECORD

Year	Club	AVG.	G	AB	R	H	2B	3B	HR	RBI	BB	SO	SB	CS
1977	Bellingham	.315	65	251	47	79	14	2	16	63	33	78	5	2
1978	Stockton	.232	117	409	48	95	16	4	7	63	62	100	11	7
1979	San Jose	.300	136	507	103	152	23	3	27	99	56	115	19	4
1980	Spokane	.279	109	341	48	95	26	1	7	50	49	62	16	10
1981	SEATTLE	.167	59	126	17	21	3	0	6	13	16	24	2	1
	Spokane	.279	80	272	47	76	23	1	12	50	47	56	3	2
1982	SEATTLE	.253	104	324	47	82	17	1	14	48	36	67	2	5
1983	SEATTLE	.269	137	484	50	130	24	5	17	55	28	93	9	3
1984	SEATTLE	.280	112	350	42	98	23	0	14	43	19	56	5	5
1985	SEATTLE	.241	139	502	70	121	28	2	14	68	48	104	6	1
1986	SEATTLE	.276	103	337	51	93	19	4	14	44	37	95	1	2
	BOSTON	.196	36	51	8	10	3	0	1	3	2	15	1	1
1987	BOSTON	.234	75	184	30	43	10	0	8	25	22	48	1	1
	SAN FRANCISCO	.238	15	21	2	5	2	0	0	1	8	5	2	0
1988	OAKLAND	.304	146	507	100	154	38	1	24	94	47	92	2	4
1989	OAKLAND	.250	152	579	77	145	24	3	15	80	54	131	8	5
1990	OAKLAND	.271	127	450	65	122	28	0	20	63	40	105	3	1
1991	OAKLAND	.276	150	572	86	158	33	0	25	85	58	113	6	6
1992	Modesto	.308	3	13	3	4	1	0	1	2	0	3	0	0
	Tacoma	.182	3	11	0	2	0	0	0	1	0	3	0	0
	OAKLAND	.143	20	63	1	9	1	0	0	2	2	16	0	0
<b>A.L. Totals</b>		<b>.262</b>	<b>1360</b>	<b>4529</b>	<b>644</b>	<b>1186</b>	<b>251</b>	<b>16</b>	<b>172</b>	<b>623</b>	<b>409</b>	<b>959</b>	<b>46</b>	<b>35</b>
<b>N.L. Totals</b>		<b>.238</b>	<b>15</b>	<b>21</b>	<b>2</b>	<b>5</b>	<b>2</b>	<b>0</b>	<b>0</b>	<b>1</b>	<b>8</b>	<b>5</b>	<b>2</b>	<b>0</b>
<b>M.L. Totals</b>		<b>.262</b>	<b>1375</b>	<b>4550</b>	<b>646</b>	<b>1191</b>	<b>253</b>	<b>16</b>	<b>172</b>	<b>624</b>	<b>417</b>	<b>964</b>	<b>48</b>	<b>35</b>

**CAREER TRANSACTIONS:** 1977 -- Selected by the Seattle Mariners in 1st round (26th player selected) of free-agent draft, June 7. 1980 -- On disabled list, June 26 to July 22. 1981 -- On disabled list, May 3 to May 18. 1984 -- On disabled list, August 10 to August 29. 1986 -- Traded with infielder Spike Owen to Boston Red Sox for infielder Rey Quinones, a player to be named later and cash, August 19; as part of deal, Seattle Mariners claimed pitchers Mike Brown and Mike Trujillo on waivers from Boston, August 22. Seattle acquired outfielder John Christensen to complete deal, September 25. 1987 -- Traded to the San Francisco Giants for a player to be named later, September 1; Boston Red Sox acquired outfielder Randy Kutcher to complete deal, December 9. Granted free agency, November 9; signed by Oakland Athletics, December 21. 1988 -- Granted free agency, November 4; re-signed by Oakland, December 1. 1990 -- On disabled list, August 21 to September 21. Granted "new look" free agency, December 7; re-signed by Oakland, December 11. 1992 -- On disabled list, March 31 to April 30. On disabled list, May 6 to September 1; included rehabilitation disability assignment to Modesto, July 7 to 9 and July 13 to 14, and to Tacoma, July 10 to 12.

## LEAGUE CHAMPIONSHIP SERIES RECORD

Year	Club/Opp.	AVG.	G	AB	R	H	2B	3B	HR	RBI	BB	SO	SB	CS
1986	BOS vs. CAL	.111	5	9	3	1	0	0	1	4	2	2	0	0
1988	OAK vs. BOS	.375	4	16	2	6	1	0	1	4	1	7	0	0
1989	OAK vs. TOR	.263	5	19	4	5	3	0	1	1	2	5	0	0
1990	OAK vs. BOS	.167	2	6	0	1	0	0	0	1	0	2	1	0
<b>Totals</b>		<b>.260</b>	<b>16</b>	<b>50</b>	<b>9</b>	<b>13</b>	<b>4</b>	<b>0</b>	<b>3</b>	<b>10</b>	<b>5</b>	<b>16</b>	<b>1</b>	<b>0</b>

### DID YOU KNOW...

That on June 9, 1991 Catfish Hunter became the first Athletic player to have his number (27) retired.

### WORLD SERIES RECORD

Year	Club/Opp.	AVG.	G	AB	R	H	2B	3B	HR	RBI	BB	SO	SB	CS
1986	BOS vs. N.Y.	.400	7	25	6	10	1	1	2	5	2	6	0	0
1988	OAK vs. L.A.	.300	5	20	1	6	1	0	0	1	2	7	0	0
1989	OAK vs. S.F.	.308	4	13	6	4	2	0	2	4	4	3	0	0
1990	OAK vs. CIN	.231	4	13	2	3	1	0	0	0	1	3	0	0
<b>Totals</b>		<b>.324</b>	<b>20</b>	<b>71</b>	<b>15</b>	<b>23</b>	<b>5</b>	<b>1</b>	<b>4</b>	<b>10</b>	<b>9</b>	<b>19</b>	<b>0</b>	<b>0</b>

### ALL-STAR GAME RECORD

Year	Club/Opp.	AVG.	G	AB	R	H	2B	3B	HR	RBI	BB	SO	SB	CS
1991	A.L./Tor.	.000	1	2	0	0	0	0	0	0	0	1	0	0

### VS. AL 1992 AND CAREER

1992					CAREER					
AVG.	AB	H	HR	RBI	vs. TEAM	AVG.	AB	H	HR	RBI
.167	6	1	0	0	BALTIMORE	.315	340	107	14	37
.273	11	3	0	0	BOSTON	.275	345	95	11	41
.143	14	2	0	2	CALIFORNIA	.275	360	99	13	49
.000	1	0	0	0	CHICAGO	.278	335	93	17	61
---	0	0	0	0	CLEVELAND	.256	352	90	11	56
.286	7	2	0	0	DETROIT	.251	331	83	5	35
---	0	0	0	0	KANSAS CITY	.235	336	79	9	36
.125	8	1	0	0	MILWAUKEE	.304	375	114	18	62
---	0	0	0	0	MINNESOTA	.240	354	85	13	48
---	0	0	0	0	NEW YORK	.223	337	75	10	38
.000	2	0	0	0	SEATTLE	.287	181	52	9	27
.000	9	0	0	0	TEXAS	.216	370	80	15	52
.000	5	0	0	0	TORONTO	.273	348	95	17	53
.167	12	2	0	0	BEFORE ASB	.253	2556	647	105	349
.137	51	7	0	2	AFTER ASB	.273	1994	544	67	275
.128	39	5	0	0	HOME	.269	2303	620	100	333
.167	24	4	0	2	AWAY	.254	2247	571	72	291
.208	24	5	0	2	vs. LEFT	.289	1487	429	65	201
.103	39	4	0	0	vs. RIGHT	.249	3063	762	107	423
.067	15	1	0	0	DAY	.267	1436	384	63	215
.167	48	8	0	2	NIGHT	.259	3114	807	109	409
.667	3	2	0	0	APRIL	.261	633	165	29	78
.000	9	0	0	0	MAY	.273	814	222	35	119
---	0	0	0	0	JUNE	.242	839	203	36	118
---	0	0	0	0	JULY	.266	801	213	26	102
---	0	0	0	0	AUGUST	.269	729	196	26	101
.137	51	7	0	2	SEPT/OCT	.262	734	192	20	106

### MAJOR LEAGUE FIELDING STATS

#### SECOND BASE

YEAR	PCT.	G	PO	A	E	TC	DP
1991	---	1	0	0	0	0	0
<b>Totals</b>	<b>---</b>	<b>1</b>	<b>0</b>	<b>0</b>	<b>0</b>	<b>0</b>	<b>0</b>

#### OUTFIELD

YEAR	PCT.	G	PO	A	E	TC	DP
1981	1.000	58	105	4	0	109	1
1982	.985	101	249	11	4	264	4
1983	.982	133	304	17	6	327	4
1984	.988	97	242	11	3	256	5
1985	.986	138	335	8	5	348	3
1986	.980	112	231	11	5	247	1
1987	.962	73	124	1	5	130	0
1988	.982	143	382	5	7	394	2
1989	.977	149	385	5	9	399	1
1990	.988	116	319	5	4	328	1
1991	.997	140	362	10	1	373	2
1992	.950	12	19	0	1	20	0
<b>Totals</b>	<b>.984</b>	<b>1272</b>	<b>3057</b>	<b>88</b>	<b>50</b>	<b>3195</b>	<b>24</b>

#### HENDERSON'S BEST

##### SEASON

AVG: .304 (1988)

H: 158 (1991)

HR: 25 (1991)

RBI: 94 (1988)

SB: 9 (1983)

HIT STREAK: 14 games, 7/27-8/10, 1991

CAREER GRAND SLAMS: 1, 8/22/82 vs. Milwaukee

##### GAME

H: 5, 4/16/91 at California

HR: 3, 8/3/91 vs. Minnesota

RBI: 5 (four times), last time: 5/11/91 at New York

**Rickey Lee Henderson****1993 Opening Day Age:** 34**Born:** Chicago, Illinois, December 25, 1958**Bats:** Right**Throws:** Left**Height:** 5-10**Weight:** 190**Major League Service:** 13 years, 101 days**Obtained:** Reacquired from the New York Yankees for pitchers Greg Cadaret and Eric Plunk, plus outfielder Luis Polonia, June 20, 1989.**Contract Status:** Fourth year of a four-year contract through 1993.

**1992 HIGHLIGHTS**—Missed 45 games due to an assortment of injuries but still finished second on the club with 77 runs scored and led the A's with 95 walks, 48 steals and a .426 on-base percentage...his final .283 average was 15 points better than his 1991 final mark...in the ALCS vs. the Blue Jays did not post the kind of numbers he did in the 1989 ALCS as Rickey hit .261 with 6 hits, all singles...walked 4 times and added 2 steals...became the first man in baseball history to steal 1,000 bases when he swiped third base at Detroit May 1st...exactly one year to the day that he broke Lou Brock's all-time stolen base record...Rickey finished with fewer than 50 steals for just the third time in his career and did not win the stolen base title for the first time since 1987...only the second time since 1980 that Rickey was not the stolen base king...on the season stole 43 out of 51 attempts at 2B, 5 of 6 at 3B and was picked off/caught stealing twice...hit five leadoff homers to increase his own major league record to 55...with 15 homers on the season ended the year with 199 lifetime...Rickey a career .295 April hitter entering the year but got off to a slow start in 1992 with a .228 average for April...but bounced back in May to have his best month of the season with a .338 average, 17 steals in 19 attempts and 19 walks to push his on-base percentage for the month to .474...but strained his left hamstring May 28th and did not return until June 17th missing 17 games...but he wasn't quite ready as after 12 games Rickey went back on the DL June 30th and did not return until after the All-Star break...after hitting .277 up to the break finished up the season hitting at a .289 clip after the break (58 for 201)...finished the year with a flair as in his final at-bat of the regular season on October 4th singled off the Brewers Cal Eldred for the 2000th hit of his major league career.

**CAREER:1976**—reported to Boise after being drafted by the A's in the fourth round on the June draft...hit .336 with 29 steals in 36 attempts. **1977**—at Modesto led the California League with a then-record 95 steals...was third in the league with a .345 average and 104 runs scored...became the fourth pro player to steal 7 bases in one game, 5/26 at Fresno. **1978**—led the Eastern League with 81 steals...also led the league's outfielders with four double plays and 15 assists. **1979**—stole 44 bases in only 71 PCL games with Ogden...was brought up by the A's June 23rd and moved into the starting lineup for good...led the club with 33 steals. **1980**—became the first AL player and third big league player to steal 100 or more bases in a single season...broke Ty Cobb's AL mark of 96...was second in the loop with 117 walks, third in on-base percentage at .422 and fourth with 111 runs scored. **1981**—named to *The Sporting News* All-Star team...led the AL with 135 hits, 89 runs and 56 steals...his .319 average was fourth best...in his first taste of post-season action hit .182 in the Division series vs. Royals and .364 in the ALCS vs. Yankees. **1982**—set the season standard for stolen bases with 130...ran past Lou Brock's mark of 118 on 8/27 in Milwaukee...also set the record for most times caught stealing at 42...walked 5 times vs. California 4/8 a career high. **1983**—went over 100 steals (108) for the third time in his career...Vince Coleman is the only other player to steal 100 or more bases more than once...tied the AL mark by combining to steal 7 bases in two consecutive games, July 3-4 vs. Texas...stole his 400th career base 8/21 at Milwaukee, becoming the youngest player ever to reach that plateau. **1984**—66 steals topped the AL for the fifth consecutive season...was second in the AL with 113 runs...traded to New York at the winter meetings in Houston, December 8th. **1985**—opened his Yankee career on the 15-day DL with a

sprained left ankle...activated 4/22, missing 10 games...hit .314 for fourth best in the AL...his 146 runs scored led the league and was the highest total in the major leagues since Ted Williams scored 150 runs in 1949...it was the most runs by a Yankee since Joe DiMaggio scored 151 times in 1937...his .419 on-base percentage was fourth best in the league and a then career-best .516 slugging percentage was seventh in the league...became the first AL player to hit 20 homers and steal 50 bases in a season...stole his 500th base 5/10 at Kansas City...named AL Player of the Month for June. **1986**—led the league in steals for the seventh consecutive year...only Luis Aparicio led the AL more consecutive years (9)...stole his 600th base 5/18 vs. Seattle...set personal career highs in homers (28), doubles (31), at-bats (608) and RBIs (74)...his 130 runs topped the major leagues for the second consecutive year...first player in the AL to lead the league in runs scored for consecutive seasons since Mickey Mantle 1960-61...finished with AL record 9 leadoff homers in one season...(major league record is 11 held by the Giants Bobby Bonds)...40 of the 113 runs driven in by Don Mattingly were scored by Rickey. **1987**—suffered through an injury-plagued season...appeared in just 95 games, his lowest total since his rookie season of 1979...first injury came 6/4 at Milwaukee, a pulled right hamstring...went on the 15-day DL the next day and wound up missing 22 games...returned 6/29 but went back on the DL 8/1 (retroactive to 7/26) with the same hamstring problem...was reinstated on 9/1 after missing 33 games...stole 41 bases, but his streak of leading the league in steals was snapped at seven years by Seattle's Harold Reynolds...his own AL record for consecutive seasons with 50+ stolen bases also ended at seven...did not steal a base for 18 consecutive games (5/18-7/4), the longest such streak of his career...on 5/18 Curt Young snapped his streak of consecutive steals at 31...picked up career steal 700 on 9/29 at Boston. **1988**—hit .305 which was .015 percentage points higher than his career BA coming into 1988...scored 100+ runs for the 7th time in his career...made his seventh straight and eighth overall All-Star appearance...fifth inning run scored 7/17 vs. Chicago was career #1,000...also picked up career RBI #500 at Cleveland 9/13...went 5 for 5 on 4/11 at Toronto...matched his personal career game high...led the major leagues with 93 steals...set a new Yankee season mark with that total...stolen base 6/4 at Baltimore was his 249th as a Yankee, setting a new Yankee career standard...stole four bases in a game three times...was successful on 44 of his last 46 attempts...6 homers were fewest hit in a season since hitting 6 in the strike shortened season of 1981...it was the lowest season total of his career...from 7/18-8/3, reached base safely leading off in 15 straight games...scored 11 of the 15 times. **1989**—returned home after the June 20th trade...was hitting .247 when he arrived...hit .294 for the A's and went on to reach base safely in 80 of his 85 games with Oakland...added 52 steals in 58 attempts and wound up leading the league for the 9th time in 10 seasons...reached 50 plus steals for the 9th time in his career to set a new AL record...breaking a tie with Ty Cobb...set a career game best with 5 steals vs. Seattle 7/29...wound up with a career best 126 walks...spectacular post season helped propel the A's to the World Championship...won ALCS MVP honors vs. Toronto...hit .400 and led all hitters with 15 total bases, 8 runs scored 5 RBI's and 7 walks...set a new LCS record with 8 steals...belted 2 homers in game #4...kept up the pace in the Series vs. San Francisco...topped everyone with 9 hits...added 2 walks, 4 runs scored and 3 steals...for the A's entire 9 game post season Rickey hit .441, scored 12 runs, had 15 hits of which 8 were for extra-bases, and walked 9 times...in addition had 8 RBI's and 11 steals. **1990**—his season was capped November 20th when he was named the American League Most Valuable Player...his first MVP award...garnered 14 of a possible 28 first place votes, and finished 31 points in front of second place finisher, Cecil Fielder...Henderson and Fielder were the only players named on all 28

#### MOST STOLEN BASES LAST FIVE YEARS (1988-92)

Rickey Henderson	341	Steve Sax	189	Delino DeShields	144
Vince Coleman	284	Marquis Grissom	176	Roberto Kelly	142
Otis Nixon	246	Gary Pettis	168	Bip Roberts	137
Tim Lincecum	219	Luis Polonia	166	Paul Molitor	136
Brett Butler	204	Devon White	152	Harold Reynolds	134
Ozzie Smith	196	Howard Johnson	150	Willie Wilson	131
Barry Bonds	193	Len Dykstra	147	Gerald Young	127
Roberto Alomar	192	Juan Samuel	144	Ron Gant	127

ballots...Rickey one of five Oakland Athletic's to win the honor, joining Vida Blue (1971), Reggie Jackson (1973), Jose Canseco (1988) and Dennis Eckersley (1992)...in addition to his sensational regular season also had his second consecutive strong post season...hit .294 in the ALCS vs. Boston and then led the A's with a .333 average in the Series vs. Cincinnati...3 of his 5 hits in the Series for extra-bases...added a spectacular catch in game #2 at Cincinnati...for the regular season Rickey finished among the league leaders in several offensive categories...dueled Brett for the AL batting title through the last day but wound up second with a career best .325 average...average was below .320 for one day during the season...after the third game...led the league in runs (119), on-base percentage (.439) and in steals (65)...finished second to Fielder with a career high .577 slugging percentage...scored in the first inning of 33 games...the A's were 26-7 in those games...scored twice from third on sacrifice flies to infielders...tied his career high with 28 homers (1986)...tied Cobb's AL record by stealing 3rd base on May 26th vs. Cleveland and then ran past Cobb 2 days later, May 29th, when he stole 3rd vs. the Blue Jays at the Coliseum...stole career base #900 vs. Texas June 12th...made his 9th All-Star appearance...the most among 1990 AL starters...after the break, leg problems shut Rickey down for 7 days July 15-21st...leg problems would return in August...missed 7 more games August 8-14th...but despite the aches and pains his offense was relentless...for the season reached safely by a hit or walk in 125 of his 136 games...scored at least one run in 89 of his 136 games...did much of his damage on the road...hit .342 in foreign parks (92 for 269) with 20 of his 28 homers...road average second best in the loop to Palmeiro's .350. **1991**—needed three bases at the start of the season to overtake Lou Brock as the greatest base thief in baseball history...it took nearly a month of the season due to a 15 day stint on the DL in April with a left calf strain but on his seventh attempt of the season he stole third base May 1st at the Coliseum vs. New York for career #939...that broke the tie with the Hall of Famer Brock...Tim Leary was on the mound and Matt Nokes behind the plate when Rickey stole the base with a 1-0 count on Canseco...Henderson went on to steal 58 bases to push his career total to 994...won his 11th AL stolen base title in 12 years...was 37 for 49 at second base, thrown out seven times and picked off/caught stealing five times...was 21 of 26 at third base, thrown out twice and picked off/caught stealing three times...and was 0 for 1 at home plate...it was also his 11th season of 50 or more steals which is an on-going AL record...scored more than 100 runs for the fourth consecutive season and for the tenth time in 12 major league seasons...walked 98 times to push his on-base percentage to an even .400 for sixth best in the league...cracked the first grand slam of his career July 4th at Texas off Gerald Alexander...the slam came on his 6,228th major league at-bat...tied his career high with 5 hits vs. Texas at the Coliseum September 29th.

**PERSONAL/MISCELLANEOUS:** Graduated from Oakland's Technical High School in 1976, where he played baseball, basketball and football...was All-Oakland Athletic League for three years in baseball...in football rushed for more than 1,100 yards in his senior year, and received a reported two dozen scholarship offers to play football...played with Dave Stewart and Lloyd Moseby on several youth teams while growing up in the Oakland area...the A's were his favorite team as a youngster...wears number 24 because "of the great Willie Mays"...says the greatest influences on his career are "my mother and Tom Trebelhorn," current Chicago Cubs coach who was Rickey's manager in his first two years of professional baseball...favorite entertainer: Luther Vandross...Rickey and his wife, Pam, live with their daughters, Angela and Alexis, in Hillsborough, California.

**ACTIVE STOLEN BASE LEADERS**

1.	Rickey Henderson	1042
2.	Tim Lincecum	730
3.	Willie Wilson	660
4.	Vince Coleman	610
5.	Ozzie Smith	542

**LIFETIME PLAYING RECORD**

Year	Club	AVG.	G	AB	R	H	2B	3B	HR	RBI	BB	SO	SB	CS
1976	Boise	.336	46	140	34	47	13	2	3	23	33	32	29	7
1977	Modesto	.345	134	481	120	166	18	4	11	69	104	67	95	22
1978	Jersey City	.310	133	455	81	141	14	4	0	34	83	67	81	28
1979	Ogden	.309	71	259	66	80	11	8	3	26	53	41	44	9
	OAKLAND	.274	89	351	49	96	13	3	1	26	34	39	33	11
1980	OAKLAND	.303	158	591	111	179	22	4	9	53	117	54	100	26
1981	OAKLAND	.319	108	423	89	135	18	7	6	35	64	68	56	22
1982	OAKLAND	.267	149	536	119	143	24	4	10	51	116	94	130	42
1983	OAKLAND	.292	145	513	105	150	25	7	9	48	103	80	108	19
1984	OAKLAND	.293	142	502	113	147	27	4	16	58	86	81	66	18
1985	Ft. Lauderdale	.167	3	6	5	1	0	1	0	3	5	2	1	0
	NEW YORK (A)	.314	143	547	146	172	28	5	24	72	99	65	80	10
1986	NEW YORK (A)	.263	153	608	130	160	31	5	28	74	89	81	87	18
1987	NEW YORK (A)	.291	95	358	78	104	17	3	17	37	80	52	41	8
1988	NEW YORK (A)	.305	140	554	118	169	30	2	6	50	82	54	93	13
1989	NEW YORK (A)	.247	65	235	41	58	13	1	3	22	56	29	25	8
	OAKLAND	.294	85	306	72	90	13	2	9	35	70	39	52	6
1990	OAKLAND	.325	136	489	119	159	33	3	28	61	97	60	65	10
1991	OAKLAND	.268	134	470	105	126	17	1	18	57	98	73	58	18
1992	OAKLAND	.283	117	396	77	112	18	3	15	46	95	56	48	11
<b>M.L. Totals</b>		<b>.291</b>	<b>1859</b>	<b>6879</b>	<b>1472</b>	<b>2000</b>	<b>329</b>	<b>54</b>	<b>199</b>	<b>725</b>	<b>1286</b>	<b>925</b>	<b>1042</b>	<b>240</b>

**CAREER TRANSACTIONS:** 1976 -- Selected by the Oakland Athletics in 4th round of free-agent draft, June 8. 1984 -- Traded with pitcher Bert Bradley and cash to New York Yankees for outfielder Stan Javier and pitchers Jay Howell, Jose Rijo, Eric Plunk and Tim Birtsas, December 5. 1985 -- On disabled list, March 30 to April 22, included rehabilitation disability assignment to Fort Lauderdale, April 19 to April 22. 1987 -- On disabled list, June 5 to June 29 and July 26 to September 1. 1989 -- Traded to Oakland Athletics for pitchers Greg Cadaret and Eric Plunk and outfielder Luis Polonia, June 20. Granted free agency, November 13; re-signed by Oakland, November 28. 1991 -- On disabled list, April 12 to 27. 1992 -- On disabled list, May 28 to June 17 and June 30 to July 16.

**DIVISION SERIES RECORD**

Year	Club/Opp.	AVG.	G	AB	R	H	2B	3B	HR	RBI	BB	SO	SB	CS
1981	OAK vs. K.C.	.182	3	11	3	2	0	0	0	0	2	0	2	0

**LEAGUE CHAMPIONSHIP SERIES RECORD**

Year	Club/Opp.	AVG.	G	AB	R	H	2B	3B	HR	RBI	BB	SO	SB	CS
1981	OAK vs. N.Y.	.364	3	11	0	4	2	1	0	1	1	2	2	0
1989	OAK vs. TOR	.400	5	15	8	6	1	1	2	5	7	0	8	0
1990	OAK vs. BOS	.294	4	17	1	5	0	0	0	3	1	2	2	1
1992	OAK vs. TOR	.261	6	23	5	6	0	0	0	1	4	4	2	0
<b>Totals</b>		<b>.318</b>	<b>18</b>	<b>66</b>	<b>14</b>	<b>21</b>	<b>3</b>	<b>2</b>	<b>2</b>	<b>10</b>	<b>13</b>	<b>8</b>	<b>14</b>	<b>1</b>

**WORLD SERIES RECORD**

Year	Club/Opp.	AVG.	G	AB	R	H	2B	3B	HR	RBI	BB	SO	SB	CS
1989	OAK vs. S.F.	.474	4	19	4	9	1	2	1	3	2	2	3	1
1990	OAK vs. CIN	.333	4	15	2	5	2	0	1	1	3	4	3	0
<b>Totals</b>		<b>.412</b>	<b>8</b>	<b>34</b>	<b>6</b>	<b>14</b>	<b>3</b>	<b>2</b>	<b>2</b>	<b>4</b>	<b>5</b>	<b>6</b>	<b>6</b>	<b>1</b>

**ALL-STAR GAME RECORD**

Year	Club/Site	AVG.	G	AB	R	H	2B	3B	HR	RBI	BB	SO	SB	CS
1980	A.L./L.A.	.000	1	1	0	0	0	0	0	0	0	1	0	0
1982	A.L./Mon.	.750	1	4	1	3	0	0	0	0	0	0	1	0
1983	A.L./Chi. (A)	.000	1	1	0	0	0	0	0	1	0	0	0	0
1984	A.L./S.F.	.000	1	2	0	0	0	0	0	0	0	0	0	0
1985	A.L./Min.	.333	1	3	1	1	0	0	0	0	0	1	1	0
1986	A.L./Hou.	.000	1	3	0	0	0	0	0	0	0	1	0	0
1987	A.L./Oak.	.333	1	3	0	1	0	0	0	0	0	0	0	0
1988	A.L./Cin.	.500	1	2	0	1	0	0	0	0	1	0	0	0
1990	A.L./Chi. (N)	.000	1	3	0	0	0	0	0	0	0	1	0	0
1991	A.L./Tor.	.500	1	2	1	1	0	0	0	0	0	0	0	0
<b>Totals</b>		<b>.292</b>	<b>10</b>	<b>24</b>	<b>3</b>	<b>7</b>	<b>0</b>	<b>0</b>	<b>0</b>	<b>1</b>	<b>1</b>	<b>4</b>	<b>2</b>	<b>0</b>

**R. HENDERSON, cont.**

**VS. AL 1992 AND CAREER**

1992 AVG.	AB	H	HR	RBI	CAREER vs. TEAM	AVG.	AB	H	HR	RBI
.333	33	11	1	3	BALTIMORE	.326	528	172	12	47
.371	35	13	1	6	BOSTON	.295	526	155	12	51
.152	46	7	2	5	CALIFORNIA	.280	554	155	15	52
.432	37	16	2	7	CHICAGO	.269	562	151	13	57
.364	11	4	0	0	CLEVELAND	.304	484	147	20	61
.364	33	12	2	5	DETROIT	.288	473	136	21	59
.140	43	6	2	5	KANSAS CITY	.314	573	180	15	55
.125	8	1	0	1	MILWAUKEE	.272	460	125	12	51
.289	38	11	1	2	MINNESOTA	.297	558	166	17	65
.243	37	9	1	4	NEW YORK	.279	373	104	10	43
.273	33	9	1	3	SEATTLE	.288	466	134	13	52
.280	25	7	1	4	TEXAS	.278	589	164	19	59
.353	17	6	1	1	TORONTO	.300	550	165	17	60
.277	195	54	7	22	BEFORE ASB	.295	3552	1048	105	393
.289	201	58	8	24	AFTER ASB	.286	3327	952	94	332
.295	200	59	10	27	HOME	.288	3318	955	92	354
.270	196	53	5	19	AWAY	.293	3561	1045	107	371
.267	105	28	5	13	vs. LEFT					
.289	291	84	10	33	vs. RIGHT					
.255	149	38	4	16	DAY	.293	2458	721	68	270
.300	247	74	11	30	NIGHT	.289	4421	1279	131	455
.228	79	18	3	11	APRIL	.289	917	265	27	107
.338	77	26	3	8	MAY	.291	1229	358	34	138
.256	39	10	1	3	JUNE	.314	1043	327	31	112
.276	29	8	1	3	JULY	.305	1150	351	36	121
.309	94	29	4	15	AUGUST	.277	1208	335	32	121
.269	78	21	3	6	SEPT/OCT	.273	1332	364	39	126

**MAJOR LEAGUE FIELDING STATS**

**OUTFIELD**

YEAR	PCT.	G	PO	A	E	TC	DP
1979	.973	88	215	5	6	226	0
1980	.984	157	407	15	7	429	1
1981	.979	107	327	7	7	341	0
1982	.977	144	379	2	9	390	0
1983	.992	142	349	9	3	361	1
1984	.969	140	341	7	11	359	1
1985	.980	141	439	7	9	455	3
1986	.986	146	426	4	6	436	0
1987	.980	69	189	3	4	196	1
1988	.965	136	320	7	12	339	5
1989	.988	147	335	6	4	345	1
1990	.983	118	289	5	5	299	0
1991	.970	119	249	10	8	267	1
1992	.984	108	231	9	4	244	2
<b>Totals</b>	<b>.980</b>	<b>1762</b>	<b>4496</b>	<b>96</b>	<b>95</b>	<b>4687</b>	<b>16</b>

**HENDERSON'S BEST**

AVG: .325 (1990)  
H: 179 (1980)  
HR: 28 (1986 & 1989)  
RBI: 74 (1986)  
SB: 130\* (1982)  
HIT STREAK: 14 games, 7/27-8/10, 1980  
CAREER GRAND SLAMS: 1, 7/4/91 at Texas

**GAME**

H: 5 (3 times), last time: 9/29/91 vs. Texas  
HR: 2 (8 times), last time: 8/31/91 vs. Detroit  
RBI: 4 (6 times), last time: 9/29/91 vs. Texas  
SB: 5, 7/29/89 vs. Seattle

\* Led league

**STOLEN BASES BY BATTERIES**

Dennis Martinez and Rick Dempsey	9	Dan Quisenberry and John Wathan	5
Dennis Leonard and John Wathan	7	Allan Anderson and Brian Harper	5
Storm Davis and Rick Dempsey	7	Len Barker and Ron Hassey	5
Dave Stieb and Ernie Whitt	7	Bert Blyleven and Tim Lardner	5
Jaime Navarro and B.J. Surhoff	7	Mark Clear and Rich Gedman	5
Randy Johnson and Scott Bradley	6	Jerry Koosman and Carlton Fisk	5
Moose Haas and Buck Martinez	6	Jack Morris and John Wockenlusz	5
Charlie Hough and Jim Sundberg	6	Frank Tanana and Jim Sundberg	5
Tim Leary and Matt Nokes	6	Todd Stottlemire and Pat Borders	5
Doc Medich and Jim Sundberg	6		

## STOLEN BASES BY CATCHER

55	Jim Sundberg	7	Rick Sweet	2	Bob Davis
48	Ernie Whitt	6	Gary Allenson	2	Bill Fahey
41	Carlton Fisk	6	Tom Donohue	2	Joe Ferguson
37	Rick Dempsey	6	Dan Graham	2	Mike Fischlin
37	Butch Wynegar	6	Chris Hoiles	2	Jim Gaudet
34	Rich Gedman	6	Ron Karkovice	2	Bob Kearney
34	Lance Parrish	6	Bob Melvin	2	Bill McGuire
31	John Wathan	6	Greg Myers	2	Orlando Mercado
29	Tim Laudner	6	Ed Ott	2	Jeff Newman
29	Ron Hassey	6	Tony Pena	2	Tom Nieto
27	Brian Harper	6	Bill Schroeder	2	Charlie O'Brien
23	Buck Martinez	5	Sandy Alomar, Jr.	2	John Orton
22	Andy Allanson	5	Donnie Scott	2	Jamie Quirk
21	Mickey Tettleton	5	Bill Bathe	2	John Stefero
20	Ned Yost	5	Barry Foote	2	Terry Steinbach
20	Bob Boone	5	Terry Kennedy	2	Eddie Taubensee
19	Scott Bradley	4	Sal Butera	2	Ron Tingley
19	Matt Nokes	4	Mike Colbern	2	Lenny Webster
18	Rick Cerone	4	Larry Cox	1	Gary Alexander
18	Joel Skinner	4	Bob Geren	1	Marty Castillo
18	B.J. Surhoff	4	Tom Magrann	1	Bo Diaz
17	Mike Heath	4	Brent Mayne	1	Dave Engle
16	Mike Stanley	4	Jamie Nelson	1	John Flaherty
14	Mike Macfarlane	4	Ray Smith	1	Brad Gulden
14	Don Slaught	3	Bud Bulling	1	Dave Huppert
14	Ted Simmons	3	Brian Downing	1	Bob Johnson
14	David Valle	3	Marvis Foley	1	Bruce Kimm
14	John Wockenfuss	3	Chad Kreuter	1	Jesse Levis
13	Charlie Moore	3	John Marzano	1	Dwight Lowry
12	Jim Essian	3	Thurman Munson	1	Darrell Miller
11	Mark Salas	3	Carl Nichols	1	Bill Nahorodny
11	Jerry Willard	3	Junior Ortiz	1	Dave Nilsson
10	Jerry Narron	3	Larry Owen	1	Rey Palacios
10	Pat Borders	3	Dave Rader	1	Al Pardo
9	Joe Nolan	3	Jeff Reed	1	Bob Stinson
9	Darrell Porter	3	Ivan Rodriguez	1	Marc Sullivan
8	Chris Bando	3	John Russell	1	Jeff Tackett
7	Marc Hill	3	Steve Yeager		
7	Geno Petralli	2	Glenn Borgmann		
7	Floyd Rayford	2	Stanley Cliburn		

### ALL-TIME STOLEN BASE LEADERS

1	<b>Rickey Henderson</b>	<b>1042</b>
2	Lou Brock	938
3	Billy Hamilton	937
4	Ty Cobb	892
5	Walter Latham	791
6	Harry Stovey	744
7	Eddie Collins	743
8	Max Carey	738
9	Tim Lincecum	730
10	Honus Wagner	720
11	Tommy Brown	697
12	Joe Morgan	689
13	Willie Wilson	660
14	Campy Campaneris	649
15	George Davis	632
16	Vince Coleman	610
17	William Hoy	605
	John Ward	605
19	John McPhee	602
20	Hugh Duffy	597

### RICKEY HENDERSON'S MILESTONE STEALS

(including base and catcher)

#1	6/24/79 vs. Texas (2nd, Jim Sundberg)
#100	9/4/80 at Baltimore (2nd, Rick Dempsey)
#200	4/17/82 at Seattle (2nd, Jim Essian)
#300	8/19/82 vs. Milwaukee (2nd, Ted Simmons)
#399 <sup>1</sup>	8/21/83 at Milwaukee (2nd, Ned Yost)
#400	8/21/83 at Milwaukee (2nd, Ned Yost)
#500	5/10/85 at Kansas City (2nd, Jim Sundberg)
#600	5/18/86 vs. Seattle (2nd, Steve Yeager)
#700	9/29/87 vs. Boston (2nd, John Marzano)
#742 <sup>2</sup>	6/4/88 at Baltimore (2nd, Mickey Tettleton)
#800	4/7/89 vs. Cleveland (2nd, Andy Allanson)
#893 <sup>3</sup>	5/29/90 vs. Toronto (3rd, Greg Myers)
#900	6/12/90 vs. Texas (3rd, John Russell)
#939 <sup>4</sup>	5/1/91 vs. New York (3rd, Matt Nokes)
#1000	5/1/92 at Detroit (3rd, Mickey Tettleton)

<sup>1</sup>Breaks Oakland A's career record

<sup>2</sup>Breaks New York Yankee career record

<sup>3</sup>Breaks Ty Cobb's American League record

<sup>4</sup>Breaks Lou Brock's Major League record

SOURCE: The Sporting News

STOLEN BASES BY PITCHER

17	Jack Morris	5	Mike Morgan	3	Bill Long
16	Floyd Bannister	5	Jim Palmer	3	Bob McClure
13	Scott McGregor	5	Eric Plunk	3	Ben McDonald
13	Frank Tanana	5	Steve Renko	3	Phil Niekro
12	Moose Haas	5	Frank Viola	3	Al Nipper
12	Charlie Hough	5	Duane Ward	3	Ed Nunez
12	Dave Stieb	5	Mike Witt	3	Bobby Ojeda
11	Dennis Martinez	4	Jim Abbott	3	Gaylord Perry
11	Dan Petry	4	Kevin Appier	3	Chuck Porter
10	Juan Berenguer	4	Ross Baumgarten	3	Mark Portugal
10	Doc Medich	4	Vida Blue	3	Allan Ramirez
10	Randy Johnson	4	John Cerutti	3	Kevin Ritz
9	Storm Davis	4	Jim Clancy	3	Jeff M. Robinson
9	Tim Leary	4	Roger Clemens	3	Bret Saberhagen
9	Dennis Leonard	4	Doug Corbett	3	Bob Shirley
9	Dan Quisenberry	4	John Denny	3	Lary Sorensen
9	Al Williams	4	Mike Eichhorn	3	Bob Stanley
8	Bert Blyleven	4	Roger Erickson	3	Steve Stone
8	Britt Burns	4	Jim Gott	3	Jerry Ujdur
8	Danny Darwin	4	Larry Gura	3	Ed Vandeberg
8	Richard Dotson	4	Andy Hassler	3	Rick Wise
8	Mike Flanagan	4	Jimmy Key	3	Geoff Zahn
8	Neal Heaton	4	Dave LaPoint	2	Joaquin Andujar
8	Milt Wilcox	4	Jose Mesa	2	Jeff Ballard
8	Bobby Witt	4	Mike Moore	2	Dwight Bernard
7	Doyle Alexander	4	Rod Nichols	2	Bud Black
7	Len Barker	4	Mike Parrott	2	Rich Bordi
7	Ken Forsch	4	Dave Schmidt	2	Mike Brown
7	Mark Gubicza	4	Tom Seaver	2	Ray Burris
7	Jerry Koosman	4	Sammy Stewart	2	John Butcher
7	Jaime Navarro	4	Mike Torrez	2	Mike Campbell
7	Mike Smithson	4	John Tudor	2	Chuck Cary
6	Allan Anderson	4	Pat Underwood	2	Bryan Clark
6	Mike Boddicker	4	Pete Vuckovich	2	Jaime Cocanower
6	Tom Candiotti	4	Rick Waits	2	Chris Codiroli
6	Mark Clear	4	Ed Whitson	2	Tom Dozier
6	Dennis Eckersley	4	Curt Young	2	Steve Farr
6	Ron Guidry	3	Don Aase	2	John Farrell
6	Ted Higuera	3	Keith Atherton	2	Terry Felton
6	Bruce Hurst	3	Don August	2	Willie Fraser
6	Bill Krueger	3	Scott Bailes	2	Todd Frohwirth
6	Charlie Leibrandt	3	Scott Bankhead	2	Wayne Garland
6	Melido Perez	3	Jose Bautista	2	Jerry Garvin
6	Chuck Rainey	3	Jim Beattie	2	Bob Gibson
6	Roy Smith	3	Dennis Boyd	2	Jerry Gleaton
6	Dave Stewart	3	Ron Davis	2	Don Gordon
6	Todd Stottlemyre	3	John Dopson	2	Rich Gossage
6	Greg Swindell	3	Hector Fajardo	2	Joe Grahe
5	Jim Acker	3	Alex Fernandez	2	Mark Guthrie
5	Ed Correa	3	Chuck Finley	2	Andy Hawkins
5	George Frazier	3	Ray Fontenot	2	Mike Henneman
5	Rich Gale	3	John Habyan	2	Shawn Hillegas
5	Jose Guzman	3	Tom Henke	2	Brian Holman
5	Brad Havens	3	Rick Honeycutt	2	Don Hood
5	Mike Jones	3	Roy Lee Jackson	2	LaMarr Hoyt
5	Dennis Lamp	3	Tommy John	2	Danny Jackson
5	Dave LaRoche	3	Peter Ladd	2	Jesse Jefferson
5	Luis Leal	3	Charlie Lea	2	Odell Jones
5	Mike Mason	3	Terry Leach	2	Paul Kilgus
5	Bob Milacki	3	Dave Lemanczyk	2	Aurelio Lopez

**STOLEN BASES BY PITCHER, cont.**

2	Sparky Lyle	1	Clay Christenson	1	Rick Lysander
2	Jon Matlack	1	Stan Clarke	1	Mickey Mahler
2	Rudy May	1	Ken Clay	1	Mike Magnante
2	Kirk McCaskill	1	Reggie Cleveland	1	Renie Martin
2	Jack McDowell	1	Stew Cliburn	1	Alfredo Martinez
2	Gary Mielke	1	Steve Comer	1	Tippy Martinez
2	Dale Murray	1	Joe Cowley	1	Joey McLaughlin
2	Jeff Musselman	1	Steve Crawford	1	Greg Minton
2	Gene Nelson	1	Keith Creel	1	Dennis Moeller
2	Juan Nieves	1	Victor Cruz	1	Jeff Montgomery
2	Bryan Oelkers	1	Jose DeLeon	1	Bill Mooneyham
2	Steve Olin	1	Ken Dixon	1	Angel Moreno
2	Greg Olson	1	Mike Dunne	1	Charles Nagy
2	Ted Power	1	Gary Eave	1	Dickie Noles
2	Mike Proly	1	Butch Edge	1	Jose Nunez
2	Jose Rijo	1	Jim Farr	1	Jack O'Connor
2	Nolan Ryan	1	Dave Fleming	1	Randy O'Neal
2	Luis Sanchez	1	Mike Gardiner	1	Steve Ontiveros
2	Scott Sanderson	1	Wes Gardner	1	Jesse Orosco
2	Rudy Seanez	1	Paul Gibson	1	Martin Pattin
2	Jim Slaton	1	Tom Gordon	1	Dennis Powell
2	Paul Splittorf	1	Cecilio Guante	1	Scott Radinsky
2	Rick Steirer	1	Bill Gullickson	1	Eric Rasmussen
2	Tim Stoddard	1	Juan Guzman	1	Pete Redfern
2	Les Straker	1	Ed Halicki	1	Dave Righetti
2	Rick Sutcliffe	1	Drew Hall	1	Jeff D. Robinson
2	Don Sutton	1	Pete Harnisch	1	Kenny Rogers
2	Kevin Tapani	1	Greg A. Harris	1	Wayne Rosenthal
2	Terry Taylor	1	Bryan Harvey	1	Dave Rozema
2	Walt Terrell	1	Eric Hetzel	1	Jeff Russell
2	Bobby Thigpen	1	John Hiller	1	Israel Sanchez
2	Bill Travers	1	Guy Hoffman	1	Bill Scherrer
2	Steve Trout	1	Darren Holmes	1	Mike Schooler
2	Bill Wegman	1	Ricky Horton	1	Ken Schrom
2	David Wells	1	Al Hrabosky	1	Don Schulze
2	Mark Williamson	1	Mark Huissmann	1	Scott Scudder
2	Frank Wills	1	Darrell Jackson	1	Ray Searage
1	Glenn Abbott	1	Michael Jackson	1	Steve Searcy
1	Juan Agosto	1	Jeff Johnson	1	John Smiley
1	Larry Anderson	1	John Henry Johnson	1	Lee Smith
1	Luis Aponte	1	Jeff Kaiser	1	Dan Spillner
1	Luis Aquino	1	John Kiely	1	Mike Stanton
1	Fernando Arroyo	1	Matt Keough	1	Bob Stoddard
1	Willie Banks	1	Bruce Kison	1	Rich Thompson
1	Mike Barlow	1	Brent Knackert	1	Luis Tiant
1	Salome Barojas	1	Chris Knapp	1	Dave Tobik
1	Dave Beard	1	Mark Knudson	1	Jackson Todd
1	Joe Beckwith	1	Randy Kramer	1	Sergio Valdez
1	Jack Billingham	1	Ken Kravec	1	Randy Veres
1	Mike Birbeck	1	Jack Kucek	1	John Verhoeven
1	Mark Bomback	1	Al Lachowicz	1	Tom Waddell
1	Tom Bolton	1	Mike LaCoss	1	Gary Wayne
1	Chris Bosio	1	Rick Langford	1	Dave Wehrmeister
1	Steve Brown	1	Mark Langston	1	Bob Welch
1	Steve Busby	1	Mark Leiter	1	David West
1	Greg Cadaret	1	Randy Lerch	1	Len Whitehouse
1	Mike Caldwell	1	Dennis Lewallyn	1	Matt Young
1	Ernie Camacho	1	Richie Lewis		
1	Robert Castillo	1	Tim Lollar		
1	Bill Castro	1	Jack Lozorko		

STOLEN BASES BY...

STADIUM	INNING	DATE OF MONTH
Oakland Coliseum	1	38
Yankee Stadium	2	34
Memorial Stadium	3	36
Cleveland Stadium	4	38
Royals Stadium	5	25
The Metrodome	6	36
County Stadium	7	25
Fenway Park	8	34
Exhibition Stadium	9	24
Arlington Stadium	10	32
The Kingdom	11	38
Tiger Stadium	12	32
Comiskey Park	13	33
Anaheim Stadium	14	27
Metropolitan Stadium	15	33
Camden Yards	16	36
The SkyDome	17	29
New Comiskey Park	18	34

MONTH	SCORE DIFFERENTIAL	DATE OF MONTH
April	-12	41
May	-10	38
June	-9	44
July	-8	35
August	-7	37
September	-6	39
October	-5	42
	-4	39
	-3	27
	-2	28
	-1	38
	0	35
	1	8

DAY	SCORE DIFFERENTIAL	DATE OF MONTH
Sunday	2	87
Monday	3	72
Tuesday	4	37
Wednesday	5	23
Thursday	6	7
Friday	7	1

POSITION	TEAM	Number of Steals					TOT
Left Field	Baltimore	49	12	4	1	0	89
Center Field	Boston	30	14	2	1	0	68
Designated Hitter	California	34	10	1	0	0	57
Pinch Runner	Chicago	45	10	4	0	0	77
Pinch Hitter	Cleveland	51	11	3	1	0	86
	Detroit	43	6	2	2	0	69
	Kansas City	43	14	4	1	0	87
	Milwaukee	31	11	3	4	0	78
	Minnesota	45	14	6	1	0	95
	New York	33	6	3	1	0	58
	Oakland	15	6	0	0	0	27
	Seattle	30	14	4	0	1	75
	Texas	38	12	4	4	0	90
	Toronto	45	10	3	3	0	86
	<b>TOTALS</b>	<b>532</b>	<b>150</b>	<b>43</b>	<b>19</b>	<b>1</b>	<b>1042</b>

TWO STEALS IN ONE INNING:  
103 times

**DID YOU KNOW...**  
That A's relief ace, Dennis Eckersley, has one no-hitter to his credit, and that current A's broadcaster, Ray Fosse, was Eck's catcher May 30, 1977 when Eckersley no-hit California in Cleveland.

**Shawn Patrick Hillegas****1993 Opening Day Age:** 28**Born:** Dos Palos, California, August 21, 1964**Bats:** Right      **Throws:** Right**Height:** 6-2      **Weight:** 223**Major League Service:** 3 years, 149 days**Obtained:** Signed as a free agent, August 31, 1992.**Contract Status:** First year of a one-year contract through 1993.

**1992 HIGHLIGHTS** — Spent spring training with Cleveland but was released by the Tribe March 31st...the very next day, April 1st, was signed to a minor league contract by the New York Yankees...after 5 minor league starts was brought to New York on May 16th...made his Yankee debut vs. the A's that night in New York and pitched a scoreless two-thirds of an inning...after 12 relief appearances was placed in New York's starting rotation July 7th...picked up his only win of the year when he shutout the A's on 5 hits at the Coliseum on July 20th...it was his first major league complete game...was released by the Yankees August 22nd after allowing 30 earned runs in his last 6 starts...a span of 29.0 innings...signed by the A's August 31 to a minor league contract and was recalled from Tacoma the next day when rosters expanded...wound up making 5 relief appearances for the Athletics...did not pick up a decision or save and allowed 2 earned runs over 7.2 innings...for the season with both New York and the A's was a combined 1-8 with a 5.23 ERA in 26 games, 9 starts.

**CAREER: 1984**—began pro career at Class A Vero Beach in the Dodgers system...started 13 games and was 5-3 with a 1.83 ERA. **1985**—spent season at AA San Antonio and was 4-10 despite the sixth best ERA in the Texas League (3.17). **1986**—opened campaign with AA San Antonio, posting a 9-5 mark and a 3.06 ERA before being promoted to Albuquerque...made nine starts for the Dukes and was 1-5 with a 6.17 ERA. **1987**—spent most of the season at AAA Albuquerque...earned PCL All-Star honors...led the Dukes staff in victories (13) and strikeouts (105)...made big league debut on August 9 with the Dodgers...went 4-3 in 12 games (10 starts)...recorded seven strikeouts against the Giants on August 14 and carried a perfect game thru 4.1 innings. **1988**—opened the season at AAA Albuquerque after being the Dodgers final cut in spring training...recalled June 19 to Los Angeles...made 10 mid-season starts for the eventual World Champions...was 3-4 with a 4.13 ERA with the Dodgers...3.96 ERA when used as a starter...won first two starts for Los Angeles...in June & July he was 3-3 with a 2.98 ERA...Dodgers scored only four runs in his four losses...optioned back to Albuquerque on August 15...joined the Sox in early September as the player to be named in exchange for Rick Horton...in six Chicago starts he was 3-2 with a 3.15 ERA. **1989**—broke spring training as a member of the White Sox rotation...after falling to 1-5 as a starter, Shawn reported to the bullpen on May 30...on May 17 at Detroit he was used in relief for the first time with the White Sox...hurled final inning of Sox victory en route to recording his first save...placed back in the rotation on September 16 vs. California and earned the victory...ranked third on the Chisox staff in games (50) and strikeouts (76). **1990**—started the season at AAA Vancouver before being recalled to the White Sox on July 16...made two appearances in relief and was sent back to Vancouver at the end of July...while with the Canadians, Shawn led PCL relievers in baserunners per 9 IP (8.69), was 2nd in average against (.206) and fifth in walks per 9 IP (2.01)...led the Triple-A affiliate in saves (9) and compiled a team low 1.74 ERA...did not allow a run in 12 consecutive games, June 15-July 13 (2-0, 5 saves, no walks)...over his final 34 games he posted a 0.98 ERA...rejoined the White Sox when rosters expanded in September...pitched 7 shutout innings and allowed only 2 hits...held right handed hitters to a .045 BA...overall, opponents batted at a .111 clip against him...acquired by the Indians at the Winter Meetings in Chicago on December 4. **1991**—set career highs in appearances (51) and saves (7) at Cleveland...led the Indians in

## HILLEGAS, cont.

appearances, was second in games finished (31) and tied for second in saves...had a strong first half of the season, going 2-1 with five saves in five opportunities and a 2.11 ERA in 23 games.

**PERSONAL/MISCELLANEOUS:** Resides in Phoenix, Arizona...married to the former Cathy Duran...has five children: Michael, Nichole, Robert, Jimmy and Brittany...graduated from Forest Hills HS in Sidman, PA...his senior year, he helped pitch Forest Hills to Tri-County and District Championships...was named the school's MVP and was an All-District selection in basketball...earned All-State and All-Conference honors for Middle Georgia Junior College...led 1983 team to 2nd place finish at the National Junior College Tournament...was 6-1 and fanned 44 in 49 innings...in '84 he compiled undefeated 11-0 record with a 1.83 ERA...team finished 4th in tourney that year and he was named to All-Tournament Team...played Pony League, Colt League and American Legion ball as a youngster.

## LIFETIME PITCHING RECORD

Year	Club	W	L	ERA	G	GS	CG	SHO	SV	IP	H	R	ER	BB	SO
1984	Vero Beach	5	3	1.83	13	13	4	2	0	93.1	71	25	19	33	64
1985	San Antonio	4	10	3.17	23	23	3	0	0	139.1	134	72	49	67	56
1986	San Antonio	9	5	3.06	17	17	7	1	0	132.1	107	60	45	58	97
	Albuquerque	1	5	6.17	9	9	1	0	0	46.2	48	35	32	31	43
1987	Albuquerque	13	5	3.37	24	24	4	1	0	165.2	172	79	62	64	105
	LOS ANGELES	4	3	3.57	12	10	0	0	0	58.0	52	27	23	31	51
1988	Albuquerque	6	4	3.49	16	15	2	2	0	100.2	93	44	39	22	65
	LOS ANGELES	3	4	4.13	11	10	0	0	0	56.2	54	26	26	17	30
	CHICAGO (AL)	3	2	3.15	6	6	0	0	0	40.0	30	16	14	18	26
1989	CHICAGO (AL)	7	11	4.74	50	13	0	0	3	119.2	132	67	63	51	76
1990	Vancouver	5	3	1.74	36	0	0	0	9	67.1	49	22	13	15	52
	CHICAGO (AL)	0	0	0.79	7	0	0	0	0	11.1	4	1	1	5	5
1991	CLEVELAND	3	4	4.34	51	3	0	0	7	83.0	67	42	40	46	66
1992	Fort Lauderdale	1	0	0.00	1	1	0	0	0	6.0	3	0	0	1	2
	Columbus	2	0	3.29	4	4	0	0	0	27.1	24	10	10	10	20
	NEW YORK (AL)	1	8	5.51	21	9	1	1	0	78.1	96	52	48	33	46
	OAKLAND	0	0	2.35	5	0	0	0	0	7.2	8	5	2	4	3
<b>A.L. Totals</b>		<b>14</b>	<b>25</b>	<b>4.45</b>	<b>140</b>	<b>31</b>	<b>1</b>	<b>1</b>	<b>10</b>	<b>340.0</b>	<b>337</b>	<b>183</b>	<b>168</b>	<b>157</b>	<b>222</b>
<b>N.L. Totals</b>		<b>7</b>	<b>7</b>	<b>3.85</b>	<b>23</b>	<b>20</b>	<b>0</b>	<b>0</b>	<b>0</b>	<b>114.2</b>	<b>106</b>	<b>53</b>	<b>49</b>	<b>48</b>	<b>81</b>
<b>M.L. Totals</b>		<b>21</b>	<b>32</b>	<b>4.30</b>	<b>163</b>	<b>51</b>	<b>1</b>	<b>1</b>	<b>10</b>	<b>454.2</b>	<b>443</b>	<b>236</b>	<b>217</b>	<b>205</b>	<b>303</b>

**CAREER TRANSACTIONS:** 1983 -- Selected by the California Angels organization in 26th round of free-agent draft, June 6. 1984 -- Selected by the Los Angeles Dodgers organization in secondary phase of free agent draft, January 17. 1988 -- Traded to the Chicago White Sox, completing deal in which White Sox traded pitcher Rick Horn to the Dodgers for a player to be named later, September 2. 1990 -- Traded by the White Sox with pitcher Eric King to the Cleveland Indians for outfielder Cory Snyder and infielder Lindsay Foster, December 4. 1992 -- Released by the Cleveland Indians, March 31. Signed by the New York Yankees organization, April 1. Released by the New York Yankees, August 22. Signed by the Oakland Athletics organization, August 31.

## RELIEF PITCHERS: RUNNERS INHERITED/SCORED, 1992

	INHERITED	SCORED
Campbell	22	3
Corsi	24	9
Downs	1	0
Eckersley	31	2
Gossage	13	2
Guzman	0	0
Hillegas	2	1
Honeycutt	48	14
Horsman	48	11
Nelson	25	7
Parrett	65	21
Raczka	14	6
Revenig	0	0
Russell	5	2
Slusarski	0	0
Walton	4	0

## VS. AL 1992 AND CAREER

1992					CAREER											
ERA	W	LSV	G	IP	H	ER	vs. TEAM	ERA	W	L	SV	G	IP	H	ER	
6.75	0	1	0	2	5.1	5	4	BALTIMORE	4.30	0	1	1	8	23.0	17	11
0.00	0	0	0	1	2.0	1	0	BOSTON	3.28	2	2	0	10	24.2	21	9
13.50	0	1	0	2	4.2	10	7	CALIFORNIA	5.01	1	3	0	7	23.1	27	13
4.73	0	1	0	3	13.1	16	7	CHICAGO	3.57	1	1	1	7	17.2	17	7
3.86	0	0	0	1	7.0	7	3	CLEVELAND	4.22	0	1	0	4	10.2	11	5
6.75	0	1	0	2	8.0	10	6	DETROIT	4.30	0	1	3	13	23.0	23	11
0.00	0	0	0	1	4.0	4	0	KANSAS CITY	1.04	2	1	0	11	26.0	23	3
8.44	0	1	0	3	5.1	6	5	MILWAUKEE	4.94	1	2	0	13	27.1	26	15
1.29	0	0	0	2	7.0	5	1	MINNESOTA	4.23	2	4	2	14	38.1	32	18
---	0	0	0	0	0.0	0	0	NEW YORK	4.01	1	2	1	8	24.2	26	11
7.59	0	1	0	2	10.2	20	9	SEATTLE	7.42	1	2	0	15	30.1	40	25
5.40	0	1	0	3	1.2	3	1	TEXAS	4.60	1	2	0	16	31.1	29	16
8.59	0	1	0	2	7.1	12	7	TORONTO	7.33	1	3	0	6	23.1	34	19
4.02	0	3	0	14	40.1	44	18	BEFORE ASB	3.99	9	15	8	68	187.0	182	83
6.31	1	5	0	12	45.2	60	32	AFTER ASB	4.51	12	17	2	95	267.2	261	134
4.08	0	2	0	14	46.1	49	21	HOME	3.89	12	14	6	87	245.0	227	106
6.58	1	6	0	12	39.2	55	29	AWAY	4.76	9	18	4	76	209.2	216	111
2.50	0	1	0	6	18.0	19	5	DAY	4.53	6	8	0	52	137.0	133	69
5.96	1	7	0	20	68.0	85	45	NIGHT	4.19	15	24	10	111	317.2	310	148
---	0	0	0	0	0.0	0	0	APRIL	4.13	0	3	0	8	32.2	30	15
6.43	0	1	0	5	7.0	7	5	MAY	5.71	1	4	4	22	52.0	61	33
5.09	0	2	0	6	17.2	20	10	JUNE	3.14	6	4	2	25	63.0	54	22
4.13	1	2	0	6	32.2	40	15	JULY	4.53	5	8	2	38	99.1	100	50
7.71	0	3	0	4	21.0	29	18	AUGUST	5.46	3	7	1	33	87.1	97	53
2.35	0	0	0	5	7.2	8	2	SEPT/OCT	3.29	6	6	1	37	120.1	101	44

## MAJOR LEAGUE FIELDING STATS

### PITCHER

YEAR	PCT.	G	PO	A	E	TC	DP
1987	.857	12	4	2	1	7	0
1988	.947	17	10	8	1	19	0
1989	.857	50	5	13	3	21	1
1990	1.000	7	2	2	0	4	0
1991	1.000	51	6	8	0	14	1
1992	.800	26	7	5	3	15	0
<b>Totals</b>	<b>.900</b>	<b>163</b>	<b>34</b>	<b>38</b>	<b>8</b>	<b>80</b>	<b>2</b>

### HILLEGAS' BEST SEASON

W: 7 (1989)  
 SV: 7 (1991)  
 CG: 1 (1992)  
 ERA: 3.57 (1987)  
 G: 51 (1991)  
 IP: 119.2 (1989)  
 SO: 76 (1989)  
 LONGEST WINNING STREAK: 4, 9/29/87-6/27/88  
 LONGEST LOSING STREAK: 5, 7/25/92 to present

### GAME

LOW HIT CG: 5, 7/20/92 at Oakland  
 IP: 9.0, 7/20/92 at Oakland  
 SO: 7, 8/5/92 vs. Cleveland

40

**RICK HONEYCUTT**

**LHP**



### Frederick Wayne Honeycutt

1993 Opening Day Age: 38

Born: Chattanooga, Tennessee, June 29, 1954

Bats: Left Throws: Left

Height: 6-1 Weight: 191

Major League Service: 15 years, 42 days

Obtained: Originally acquired from the Los Angeles Dodgers in exchange for pitcher Tim Belcher, August 29, 1987; re-signed as a free agent, December 9, 1992

Contract Status: First year of a one-year contract through the 1993 season.

**1992 HIGHLIGHTS**—Filled the lefthanded setup role for the fifth consecutive year until an injury sidelined Rick for nearly the final month of the season...was the winner opening night April 6th over Kansas City and the victory was career #100 for the veteran...despite the milestone got out of the gate slow in 1992 as after his first 12 appearances was 1-2 with a 5.87 ERA (7.2 IP, 5 ER)...picked up his first save on the season in his 13th outing, May 9th vs. New York and then

## HONEYCUTT, *cont.*

over his next 31 appearances allowed just 5 earned runs in 27.1 innings to lower his season ERA to 2.57...then again began to have his problems as over his final 10 appearances (4.0 innings) of the season was touched for 8 hits and 6 earned runs and his ERA jumped to a final 3.69...a strained muscle in his right side forced him to stop pitching after an appearance September 6th...Rick wound up pitching in just one more game after that date and pitched to just 1 hitter...did make 2 appearances in the ALCS vs. the Blue Jays and retired all 6 hitters he faced with 1 strikeout...during the season the league hit .272 vs Honeycutt (41 for 151) and he held lefthanded hitters to a .258 average (16 for 62)...over the last three seasons lefthanders have hit Honeycutt for just a .202 average (41 for 202)...allowed 14 of 48 (29%) inherited runners to score and, as usual, was more effective at the Coliseum than on the road...finished up 1-2 with 2 saves at home with a 3.06 ERA (17.2 IP, 6 ER) while on the road was 0-2 with 1 save and a 4.22 ERA (21.1 IP, 10 ER)...over the last three years, in 78 appearances at the Coliseum has allowed 17 earned runs in 68.2 innings for a 2.23 ERA.

**CAREER: 1976**—drafted by Pittsburgh in 17th round on June 1976 draft...played at Niagra Falls of the New York-Penn League that season...went 5-3 with a 2.60 ERA...had 98 strikeouts in 97 innings...walked just 20...set league marks for complete games (7), innings pitched and strikeouts...also played first base for Niagra Falls, and batted .301. **1977**—played most of this season at Shreveport in the Texas League...went 10-6 with a 2.47 ERA...selected as the Topps' Double-A All Star left-handed pitcher...traded to Seattle on August 22 and immediately made his major league debut...appeared in 10 games for the Mariners, going 0-1 with a 4.34 ERA. **1978**—spent the entire season with the Mariners and went 5-11 with a 4.90 ERA...spent most of the year in the starting rotation, appearing in 26 games and starting all but 2 of those...had 4 complete games and 1 shutout. **1979**—won seven of his first 10 starts en route to his best season in the majors thus far...went 11-12 with a 4.04 ERA. **1980**—started 7-1, before losing 14 of his last 15 decisions...suspended for 10 days when umpire Bill Kunkel detected a tack taped to Honeycutt's glove...still, had a career high 9 complete games and dropped his ERA below 4.00 for the first time in the majors. **1981**—traded to Texas prior to the 1981 season...was 5-0 in his first seven starts at home and got off to an 8-1 start overall...finished the year 11-6 with a 3.31 ERA...appeared in just 20 games, all starts...walked just 17 in 128 innings. **1982**—suffered through a tough 5-17 year...ERA ballooned to 5.27...lost first seven decisions, but proceeded to win four in a row, including a shutout over California on 6/22, when he snapped Rod Carew's 25-game hitting streak. **1983**—split the season between Texas and Los Angeles...traded to the Dodgers in August...did well enough before the trade to win AL Comeback Player of the Year honors...led the league with a 2.42 ERA before being traded on 8/19...was 14-8 prior to the trade...was 2-3 with Dodgers after the trade...had a 5.77 ERA. **1984**—won his first four decisions and six and seven before an arthritic shoulder caused him problems and eventually led to off-season surgery...had a 7-3 record and a 2.87 ERA at the All-Star break, but was 3-6 despite a 2.78 ERA in the second half...finished the year 10-9 with a 2.84 ERA. **1985**—after undergoing off-season surgery to remove tip of clavicle in left shoulder, split his first four decisions, before losing 3 straight in May...never got back to .500...lost five of last seven decisions...ended the year 8-12, but still had a 3.42 ERA. **1986**—32 appearances and 28 starts were both second highest in his career...started slowly, but got his ERA down to a league-leading 1.93 on 6/25 by allowing 3 earned runs in a stretch of 40 innings...did not get over 3.00 consistently until late in September...had a streak of 25 scoreless innings at one point...established a career high with 100 strikeouts...allowed fewer hits than innings pitched for the fourth consecutive year. **1987**—acquired from the Los Angeles Dodgers August 29th...for the Dodgers the lefthander was 2-12 with a 4.59 ERA in 27 games and 20 starts...came to the A's with a personal 11-game losing streak...in his 12 losses with Los Angeles, the Dodgers were outscored 75-16...made his A's debut September 2nd...first start for the A's was September 13th vs. Kansas City and was charged with 13th consecutive loss...snapped losing string with victory in starting assignment at Cleveland September 22nd...for the A's finished 1-4 with a 5.32 ERA in 23.2 innings...his combined totals for the season were 3-16 with a 4.71 ERA in 34 games and 24 starts.

**1988**—first full season in the bullpen...prior to the season had made 309 major league appearances, just 41 in relief...recorded first save of the year in Seattle April 13th despite tying major league record with four balks...picked up the win in Game 1 of the ALCS at Boston...also worked in Games 3 and 4...then pitched in 3 of the 5 World Series games...only A's pitcher to record a win...in Game 2 pitched 2 hitless, scoreless innings and was the winner when McGwire homered. **1989**—was used in a setup role to Eckersley for much of the year but when Eck was injured in late May Honeycutt served as the A's "closer"...recorded 10 saves in 10 opportunities...appeared in 16 games during Eckersley's absence and in addition to his 10 saves had a 2.19 ERA...led the A's staff in appearances (64) and was second to Eckersley with a career high 12 saves...was not at his best in the post season...in six post season appearances covering 4.1 innings allowed 10 hits and 8 earned runs. **1990**—tied Eckersley for the most appearances on the staff (63)...the former starter worked in 60 plus games for the second consecutive season and kept his ERA under 3.00 for the second straight year...had a solid post season...appeared in 3 of the 4 ALCS games vs. Boston...did not allow a hit or run over 1.2 innings...saved game #4 to clinch the A's third consecutive AL pennant...made just one appearance in the Series...on July 4th in Milwaukee Rick fouled out as a pinch-hitter...he became the first A's pitcher in more than 3 years to hit...since Curt Young on April 17, 1987...pinch-hit again in Cleveland 2 days later, July 6th and struckout...lefthanders hit just .163 vs. Rick on the season (14 for 86)...he allowed just 2 homers (Baines, Deer) in 63.1 innings, none in his last 33 appearances covering 26.0 innings...was especially tough at home...in the Coliseum was 2-0 in 28 games with a 1.80 ERA (30.0 IP, 6 ER)...recorded 6 of his 7 saves in Oakland...finished 0-2 on the road with 1 save, an ERA of 3.73 (31.1 IP, 13 ER). **1991**—after just two spring training appearances where he worked 2.0 innings Rick flew to San Francisco on March 22nd and A's team orthopedist, Dr. Rick Bost, arthroscopically repaired a torn labrum in Honeycutt's left shoulder...after a two and a half month rehab and four minor league tune-ups Honeycutt returned to the A's June 16th in Milwaukee...the first hitter Rick faced, the Brewers Franklin Stubbs, cracked a three-run homer...but things improved from that point as Rick allowed lefthanders just a .204 average for the season (11 for 54) and Stubbs was the only lefthander to homer off Honeycutt in 1991...for the first year since 1987 did not record a save.

**PERSONAL/MISCELLANEOUS:** Rick and wife Debbie have 2 children, Holli Leah and Richard Farrell...resides in Signal Mountain, TN during the off-season...led Lakeview HS of Fort Oglethorpe, GA to 2 state baseball titles as pitcher-first baseman and also quarterbacked the football team...was All-SEC as a junior and senior at the University of Tennessee and was an All-American

#### A's 1992 BATTING WITH THE BASES LOADED

PLAYER	AVG.	AB	H	2B	3B	HR	RBI	SH	SF	HB	BB	SO	DP
Baines	.231	13	3	0	0	0	8	0	1	0	1	3	4
Blankenship	.429	7	3	2	0	0	7	0	0	0	1	1	0
Bordick	.333	12	4	1	0	0	8	0	0	0	1	0	0
Brosius	.000	3	0	0	0	0	2	0	1	0	1	0	0
Browne	.556	9	5	0	0	0	13	0	4	0	1	1	0
Canseco (OAK)	.625	8	5	0	0	1	12	0	1	0	1	0	1
Fox	.000	4	0	0	0	0	1	0	0	0	1	1	0
Hemond (OAK)	.000	1	0	0	0	0	0	0	0	0	0	0	0
D. Henderson	.250	4	1	0	0	0	1	0	0	0	0	1	0
R. Henderson	.111	9	1	0	0	0	4	0	2	0	1	2	0
Howitt (OAK)	.000	1	0	0	0	0	0	0	0	0	0	0	1
Kingery	.000	1	0	0	0	0	0	0	0	0	0	0	0
Lansford	.357	14	5	1	0	1	16	0	1	0	3	0	1
McGwire	.556	9	5	2	0	1	15	0	0	0	2	2	0
Neel	.000	2	0	0	0	0	0	0	0	0	0	0	0
Quirk	.000	5	0	0	0	0	1	0	0	0	0	1	0
Ready	.250	4	1	0	0	1	5	0	1	0	0	1	0
*Sierra	.133	15	2	0	0	0	9	0	3	0	3	4	0
Steinbach	.071	14	1	0	0	0	4	0	0	0	1	3	1
Weiss	.250	8	2	1	0	0	5	0	1	0	0	1	2
Wilson	.083	12	1	1	0	0	6	0	1	0	1	3	1
<b>TOTALS</b>	<b>.264</b>	<b>140</b>	<b>37</b>	<b>8</b>	<b>0</b>	<b>4</b>	<b>111</b>	<b>0</b>	<b>14</b>	<b>0</b>	<b>17</b>	<b>20</b>	<b>11</b>

\*Includes totals with Texas

## HONEYCUTT, cont.

first baseman his senior year...in addition to his two pinch-hitting appearances in 1990 with the A's Rick had 24 hits with 8 RBI's during his National League days.

### LIFETIME PLAYING RECORD

Year	Club	W	L	ERA	G	GS	CG	SHO	SV	IP	H	R	ER	BB	SO
1976	Niagra Falls	5	3	2.60	13	12	7	0	0	97.0	91	36	28	20	98
1977	Shreveport	10	6	2.47	21	21	6	0	0	135.0	144	53	37	42	82
	SEATTLE	0	1	4.34	10	3	0	0	0	29.0	26	16	14	11	17
1978	SEATTLE	5	11	4.90	26	24	4	1	0	134.0	150	81	73	49	50
1979	SEATTLE	11	12	4.04	33	28	8	0	0	194.0	201	103	87	67	83
1980	SEATTLE	10	17	3.95	30	30	9	2	0	203.0	221	99	89	60	79
1981	TEXAS	11	6	3.30	20	20	8	2	0	128.0	120	49	47	17	40
1982	TEXAS	5	17	5.27	30	26	4	1	0	164.0	201	103	96	54	64
1983	TEXAS	14	8	2.42	25	25	5	2	0	174.2	168	59	47	37	56
	LOS ANGELES	2	3	5.77	9	7	1	0	0	39.0	46	26	25	13	18
1984	LOS ANGELES	10	9	2.84	29	28	6	2	0	183.2	180	72	58	51	75
1985	LOS ANGELES	8	12	3.42	31	25	1	0	1	142.0	141	71	54	49	67
1986	LOS ANGELES	11	9	3.32	32	28	0	0	0	171.0	164	71	63	45	100
1987	LOS ANGELES	2	12	4.59	27	20	1	1	0	115.2	133	74	59	45	92
	OAKLAND	1	4	5.32	7	4	0	0	0	23.2	25	17	14	9	10
1988	OAKLAND	3	2	3.50	55	0	0	0	7	79.2	74	36	31	25	47
1989	OAKLAND	2	2	2.35	64	0	0	0	12	76.2	56	26	20	26	52
1990	OAKLAND	2	2	2.70	63	0	0	0	7	63.1	46	23	19	22	38
1991	Madison	0	1	18.00	1	1	0	0	0	1.0	4	2	2	0	2
	Modesto	0	0	0.00	3	3	0	0	0	5.0	4	1	0	1	5
	OAKLAND	2	4	3.58	43	0	0	0	0	37.2	37	16	15	20	26
1992	OAKLAND	1	4	3.69	54	0	0	0	3	39.0	41	19	16	10	32
<b>A.L. Totals</b>		<b>67</b>	<b>90</b>	<b>3.80</b>	<b>460</b>	<b>160</b>	<b>38</b>	<b>8</b>	<b>29</b>	<b>1346.2</b>	<b>1366</b>	<b>647</b>	<b>568</b>	<b>407</b>	<b>594</b>
<b>N.L. Totals</b>		<b>33</b>	<b>45</b>	<b>3.58</b>	<b>128</b>	<b>108</b>	<b>9</b>	<b>3</b>	<b>1</b>	<b>651.1</b>	<b>664</b>	<b>314</b>	<b>259</b>	<b>203</b>	<b>352</b>
<b>M.L. Totals</b>		<b>100</b>	<b>135</b>	<b>3.73</b>	<b>588</b>	<b>268</b>	<b>47</b>	<b>11</b>	<b>30</b>	<b>1998.0</b>	<b>2030</b>	<b>961</b>	<b>827</b>	<b>610</b>	<b>946</b>

**CAREER TRANSACTIONS:**1972 -- Selected by the Baltimore Orioles in 14th round of free-agent draft, June 6. 1976 -- Selected by the Pittsburgh Pirates in 17th round of free-agent draft, June 8. 1977 -- Traded to the Seattle Mariners, August 22, completing deal in which Seattle traded pitcher Dave Pagan to the Pittsburgh Pirates for a player to be named later, July 27. 1978 -- On disabled list, May 20 to June 26. 1980 -- Traded with catcher Larry Cox, outfielders Willie Horton and Leon Roberts and shortstop Mario Mendoza to the Texas Rangers for pitchers Brian Allard, Ken Clay, Steve Finch and Jerry Don Gleaton, shortstop Rick Auerbach and outfielder Richie Zisk, December 12. 1983 -- Traded to the Los Angeles Dodgers for pitcher Dave Stewart and a player to be named later, August 19; Texas Rangers acquired pitcher Ricky Wright to complete deal, September 16. 1987 -- Traded to the Oakland Athletics for a player to be named later, August 29; Los Angeles Dodgers acquired pitcher Tim Belcher to complete deal, September 3. 1988 -- Granted free agency, November 4; re-signed by Oakland, December 21. 1991 -- On disabled list, April 1 to June 16; included rehabilitation disability assignment to Modesto, June 6 to 13, and to Madison, June 14 to 16. 1992 -- Granted free agency, October 30; re-signed by Oakland, December 9.

### LEAGUE CHAMPIONSHIP SERIES RECORD

Year	Club/Opp.	W	L	ERA	G	GS	CG	SHO	SV	IP	H	R	ER	BB	SO
1983	L.A. vs. PHIL	0	0	21.60	2	0	0	0	0	1.2	4	4	4	0	2
1985	L.A. vs. ST. L	0	0	13.50	2	0	0	0	0	1.1	4	2	2	2	1
1988	OAK vs. BOS	1	0	0.00	3	0	0	0	0	2.0	0	0	0	2	0
1989	OAK vs. TOR	0	0	32.40	3	0	0	0	0	1.2	6	6	6	5	1
1990	OAK vs. BOS	0	0	0.00	3	0	0	0	1	1.2	0	0	0	0	0
1992	OAK vs. TOR	0	0	0.00	2	0	0	0	0	2.0	0	0	0	0	1
<b>Totals</b>		<b>1</b>	<b>0</b>	<b>10.45</b>	<b>15</b>	<b>0</b>	<b>0</b>	<b>0</b>	<b>1</b>	<b>10.1</b>	<b>14</b>	<b>12</b>	<b>12</b>	<b>9</b>	<b>5</b>

### WORLD SERIES RECORD

Year	Club/Opp.	W	L	ERA	G	GS	CG	SHO	SV	IP	H	R	ER	BB	SO
1988	OAK vs. L.A.	1	0	0.00	3	0	0	0	0	3.1	0	0	0	0	5
1989	OAK vs. S.F.	0	0	6.75	3	0	0	0	0	2.2	4	2	2	0	2
1990	OAK vs. CIN	0	0	0.00	1	0	0	0	0	1.2	2	0	0	1	0
<b>Totals</b>		<b>1</b>	<b>0</b>	<b>2.35</b>	<b>7</b>	<b>0</b>	<b>0</b>	<b>0</b>	<b>0</b>	<b>7.2</b>	<b>6</b>	<b>2</b>	<b>2</b>	<b>1</b>	<b>7</b>

### ALL-STAR GAME RECORD

Year	Club/Site	W	L	ERA	G	GS	CG	SHO	SV	IP	H	R	ER	BB	SO
1980	A.L./L.A.														
										(Did not play)					
1983	A.L./Chi. (A)	0	0	9.00	1	0	0	0	0	2.0	5	2	2	0	0

## VS. AL 1992 AND CAREER

1992							CAREER									
ERA	W	L	SV	G	IP	H	ER	vs. TEAM	ERA	W	L	SV	G	IP	H	ER
5.40	0	1	0	4	1.2	1	1	BALTIMORE	4.91	1	6	1	28	58.2	64	32
0.00	0	0	0	3	1.0	0	0	BOSTON	4.48	4	5	2	24	74.1	93	37
0.00	0	0	0	2	2.0	0	0	CALIFORNIA	2.71	5	6	2	36	113.0	103	34
10.13	0	1	0	4	2.2	2	3	CHICAGO	3.73	7	11	1	46	154.1	145	64
4.15	0	0	1	7	4.1	9	2	CLEVELAND	3.92	5	6	2	29	78.0	82	34
10.80	0	0	0	5	1.2	3	2	DETROIT	3.92	3	7	2	36	110.1	107	48
1.08	1	1	0	7	8.1	7	1	KANSAS CITY	4.40	5	10	3	40	100.1	124	49
4.50	0	0	0	2	2.0	2	1	MILWAUKEE	4.04	1	6	1	26	78.0	80	35
5.40	0	0	0	3	3.1	6	2	MINNESOTA	4.69	9	5	2	36	119.0	129	62
7.71	0	0	1	3	2.1	4	2	NEW YORK	3.92	7	9	6	41	126.1	125	55
0.00	0	0	0	2	2.2	2	0	SEATTLE	2.73	4	2	1	26	62.2	63	19
2.45	0	1	1	8	3.2	4	1	TEXAS	4.21	2	6	2	39	62.0	59	29
2.70	0	0	0	4	3.1	1	1	TORONTO	2.60	9	4	4	39	121.0	97	35
2.92	1	2	1	33	24.2	22	8	BEFORE ASB	3.08	61	63	18	294	1123.1	1049	384
5.02	0	2	2	21	14.1	19	8	AFTER ASB	4.56	39	72	12	294	874.2	981	443
3.06	1	2	2	27	17.2	14	6	HOME	3.39	57	65	16	295	1040.1	1008	392
4.22	0	2	1	27	21.1	27	10	AWAY	4.09	43	70	14	293	957.2	1022	435
2.45	0	2	2	20	14.2	13	4	DAY	3.77	24	39	11	189	583.0	602	244
4.44	1	2	1	34	24.1	28	12	NIGHT	3.71	76	96	19	399	1415.0	1428	583
2.84	1	2	0	9	6.1	7	2	APRIL	2.93	16	15	5	78	297.2	261	97
4.76	0	0	1	10	5.2	5	3	MAY	3.01	22	21	6	90	341.1	327	114
1.04	0	0	0	9	8.2	6	1	JUNE	2.86	18	15	5	90	365.1	334	116
4.00	0	0	0	11	9.0	11	4	JULY	5.14	16	31	4	107	303.0	359	173
5.19	0	1	2	12	8.2	11	5	AUGUST	4.01	17	27	7	113	343.0	373	153
13.50	0	1	0	3	0.2	1	1	SEPT/OCT	4.50	11	26	3	110	347.2	376	174

## MAJOR LEAGUE FIELDING STATS

### PITCHER

YEAR	PCT.	G	PO	A	E	TC	DP
1977	1.000	10	0	2	0	2	0
1978	.949	26	9	28	2	39	1
1979	.872	33	6	28	5	39	2
1980	.953	30	9	32	2	43	1
1981	.917	20	3	30	3	36	1
1982	.950	30	3	35	2	40	0
1983	.986	34	13	55	1	69	5
1984	.945	29	10	42	3	55	2
1985	.958	31	9	37	2	48	1
1986	.978	32	9	35	1	45	2
1987	.926	34	5	20	2	27	0
1988	.913	55	3	18	2	23	3
1989	.952	64	4	16	1	21	1
1990	.938	63	0	15	1	16	0
1991	1.000	43	4	4	0	8	1
1992	.833	54	3	2	1	6	0
<b>Totals</b>	<b>.946</b>	<b>588</b>	<b>90</b>	<b>399</b>	<b>28</b>	<b>517</b>	<b>20</b>

### HONEYCUTT'S BEST SEASON

**W:** 16 (1983)  
**SV:** 12 (1989)  
**CG:** 9 (1980)  
**ERA:** 2.35 (1989)  
**G:** 64 (1989)  
**IP:** 213.2 (1978)  
**SO:** 100 (1986)  
**LONGEST WINNING STREAK:** 6, 4/12-5/8, 1980  
**LONGEST LOSING STREAK:** 13, 5/18-9/13, 1987

### GAME

**LOW HIT CG:** 2, 7/10/79 vs. New York  
**IP:** 10, 4/12/80 vs. Toronto  
**SO:** 8, 9/23/79 vs. Chicago

# 26

# VINCE HORSMAN

# LHP



**Vincent Stanley Joseph Horsman**

**1993 Opening Day Age:** 26

**Born:** Halifax, Nova Scotia, March 9, 1967

**Bats:** Right      **Throws:** Left

**Height:** 6-2      **Weight:** 180

**Major League Service:** 1 year, 36 days

**Obtained:** Claimed on waivers from the Toronto Blue Jays, March 20, 1992.

**Contract Status:** First year of a one-year contract through 1993.

**1992 HIGHLIGHTS** — Rookie was claimed off the waiver wire from the Blue Jays during spring training and filled a short inning lefthanded role in the Athletics bullpen for the entire season...however was not a member of the A's 25 man

## HORSMAN, cont.

playoff roster...prior to 1992 had appeared in just 4 major league games, all with Toronto in September, 1991...picked up his first major league save in his fourth game of the year for the A's, at Kansas City April 15th as he pitched the final 2.1 innings vs. the Royals and saved the victory for Parrett...recorded his first major league win 2 weeks later at Detroit on April 30th...Vince did not allow a run in his first 16 appearances of the season covering 14.2 innings...Cleveland's Albert Belle snapped the streak with a 3-run homer at the Coliseum on May 25th...longest stint of the season came June 28th vs. Minnesota when he pitched 2.2 scoreless innings and the very next night at Seattle, June 29th, picked up his second major league win...league hit .252 vs. Horsman but lefthanders just .205 (15 for 73)...righthanders balanced it out with a .295 average (23 for 78) vs. Vince...allowed just 11 of 48 (23%) inherited runners to score...was more effective away from the Coliseum as he was 2-0 with 1 save and 1.15 ERA (15.2 IP, 2 ER) on the road and finished 0-1 with a 3.25 ERA (27.2 IP, 10 ER) at the Coliseum.

**CAREER:1985**—made professional debut with Medicine Hat of the Pioneer League...failed to win a game in 18 appearances. **1986**—lowered ERA by more than 2 runs per game vs. previous year...defeated Gastonia on July 19 tossing a three-hit shutout. **1987**—was third in South Atlantic League among starting pitchers in lowest walks per nine innings (2.16)...set professional highs in wins (7), starts (28), IP (149.0) and strikeouts (109). **1988**—began the season with Dunedin where he posted a 1.36 ERA in 14 games...combined with Bob Watts to no-hit Miami on May 1 (game 2) pitching the first 5 innings and received the win...was moved to Double-A Knoxville of the Southern League and started 6 games...overall was 6-3 on the season. **1989**—spent the majority of the campaign at Dunedin leading the staff in appearances (35), games finished (23) and saves (8)...finished at Knoxville appearing in 4 games and allowed just 1 earned run...surrendered just 3 HR on the year (84.0 IP). **1990**—first season he did not start a game...had a combined ERA of 3.45 for Dunedin and Knoxville...was promoted to Knoxville on August 3...pitched 61.2 innings — fewest since initial season (1985). **1991**—spent the season at Knoxville (AA) in the Toronto Blue Jays organization...allowed just two home runs in 80.2 innings of work...started two games at Knoxville...had not registered a start since 1989 while with Dunedin...had a better than 4-1 strikeout to walk ratio (80 K-19 BB)...called up to Toronto on September 1 and made his ML debut on September 5th vs. the Cleveland Indians (1.1 IP, 2 K).

**PERSONAL/MISCELLANEOUS:** Attended Prince Andrew HS in Nova Scotia where he played basketball and softball...struck out 17 batters while tossing a no-hitter in amateur ball...Vince and his wife, Tiffany, reside in Dunedin, Florida.

## LIFETIME PLAYING RECORD

Year	Club	W	L	ERA	G	GS	CG	SHO	SV	IP	H	R	ER	BB	SO
1985	Medicine Hat	0	3	6.25	18	1	0	0	1	40.1	56	31	28	23	30
1986	Florence	4	3	4.07	29	9	1	1	1	90.2	93	56	41	49	64
1987	Myrtle Beach	7	7	3.32	30	28	0	0	0	149.0	144	74	55	37	109
1988	Dunedin	3	1	1.36	14	2	0	0	1	39.2	28	7	6	12	34
	Knoxville	3	2	4.63	20	6	1	0	0	58.1	57	34	30	28	40
1989	Dunedin	5	6	2.51	35	1	0	0	8	79.0	72	24	22	27	60
	Knoxville	0	0	1.80	4	0	0	0	1	5.0	3	1	1	2	3
1990	Dunedin	4	7	3.24	28	0	0	0	1	50.0	53	21	18	15	41
	Knoxville	2	1	4.63	8	0	0	0	0	11.2	11	7	6	5	10
1991	Knoxville	4	1	2.34	42	2	0	0	3	80.2	79	23	21	19	80
	TORONTO	0	0	0.00	4	0	0	0	0	4.0	2	0	0	3	2
1992	OAKLAND	2	1	2.49	58	0	0	0	1	43.1	39	13	12	21	18
	M.L. Totals	2	1	2.28	62	0	0	0	1	47.1	41	13	12	24	20

**CAREER TRANSACTIONS:** 1984 -- Signed as a free agent by Toronto Blue Jays organization, September 26. 1992 -- Claimed on waivers by the Oakland Athletics, March 20.

## VS. AL 1992 AND CAREER

1992							CAREER									
ERA	W	L	SV	G	IP	H	ER	vs. TEAM	ERA	W	L	SV	G	IP	H	ER
6.75	0	0	0	4	1.1	4	1	BALTIMORE	6.75	0	0	0	4	1.1	4	1
0.00	0	0	0	3	4.1	2	0	BOSTON	0.00	0	0	0	3	4.1	2	0
5.40	0	0	0	4	3.1	1	2	CALIFORNIA	5.40	0	0	0	4	3.1	1	2
0.00	0	0	0	7	6.2	6	0	CHICAGO	0.00	0	0	0	7	6.2	6	0
27.00	0	0	0	5	1.0	6	3	CLEVELAND	11.57	0	0	0	6	2.1	6	3
0.00	1	0	0	6	2.0	1	0	DETROIT	0.00	1	0	0	6	2.0	1	0
2.84	0	0	1	5	6.1	7	2	KANSAS CITY	2.84	0	0	1	5	6.1	7	2
0.00	0	0	0	4	3.0	2	0	MILWAUKEE	0.00	0	0	0	4	3.0	2	0
0.00	0	0	0	2	3.2	3	0	MINNESOTA	0.00	0	0	0	3	5.1	5	0
0.00	0	0	0	5	3.0	2	0	NEW YORK	0.00	0	0	0	5	3.0	2	0
5.40	1	0	0	6	3.1	3	2	SEATTLE	3.86	1	0	0	8	4.2	3	2
0.00	0	1	0	5	3.2	2	0	TEXAS	0.00	0	1	0	5	3.2	2	0
10.80	0	0	0	2	1.2	0	2	TORONTO	10.80	0	0	0	2	1.2	0	2
2.25	2	0	1	33	28.0	28	7	BEFORE ASB	2.25	2	0	1	33	28.0	28	7
2.93	0	1	0	25	15.1	11	5	AFTER ASB	2.33	0	1	0	29	19.1	13	5
3.25	0	1	0	37	27.2	23	10	HOME	3.14	0	1	0	38	28.2	23	10
1.15	2	0	1	21	15.2	16	2	AWAY	0.96	2	0	1	24	18.2	18	2
2.30	0	0	0	22	15.2	17	4	DAY	2.30	0	0	0	22	15.2	17	4
2.60	2	1	1	36	27.2	22	8	NIGHT	2.27	2	1	1	40	31.2	24	8
0.00	1	0	1	10	10.2	8	0	APRIL	0.00	1	0	1	10	10.2	8	0
6.75	0	0	0	9	5.1	9	4	MAY	6.75	0	0	0	9	5.1	9	4
2.31	1	0	0	11	11.2	9	3	JUNE	2.31	1	0	0	11	11.2	9	3
4.15	0	0	0	8	4.1	5	2	JULY	4.15	0	0	0	8	4.1	5	2
3.18	0	0	0	9	5.2	5	2	AUGUST	3.18	0	0	0	9	5.2	5	2
1.59	0	1	0	11	5.2	3	1	SEPT/OCT	0.93	0	1	0	15	9.2	5	1

## MAJOR LEAGUE FIELDING STATS

### PITCHER

YEAR	PCT.	G	PO	A	E	TC	DP
1991	---	4	0	0	0	0	0
1992	1.000	58	1	5	0	6	0
Totals	1.000	62	1	5	0	6	0

### HORSMAN'S BEST

#### SEASON

W: 2 (1992)

SV: 1 (1992)

CG: --

ERA: 2.49 (1992)

G: 58 (1992)

IP: 43.1 (1992)

SO: 18 (1992)

LONGEST WINNING STREAK: 2, 4/30-6/29, 1992

LONGEST LOSING STREAK: 1, 10/1/92 to present

#### GAME

LOW HIT CG: none

IP: 2.2, 6/28/92 vs. Minnesota

SO: 2 (four times), last time: 6/20/92 at California

49

SCOTT LYDY

OF



### Donald Scott Lydy

1993 Opening Day Age: 24

Born: Mesa, Arizona, October 26, 1968

Bats: Right      Throws: Right

Height: 6-5      Weight: 195

Major League Service: None

Obtained: Oakland's 2nd round selection (first pick overall) in the June, 1989 free agent draft.

Contract Status: First year of a one-year contract through 1993.

**1992 HIGHLIGHTS** — Finest pro season...after a hot start at Reno of the California League was bumped to Huntsville in May and continued his hot pace in the Southern League...at Reno played both left and right field and hit .395 in 33 games with 17 extra-base hits and 27 RBI...had a 16 game hitting streak from April 17th through May 2nd where he hit at a .409 pace (27 for 66) with 16 RBI...hit safely in 28 of his 33 games at Reno and also had 6 assists from his outfield

## LYDY, cont.

position...moved to Huntsville on May 11 and was installed as the Stars left fielder and part-time designated hitter...picked up 18 hits in his first 44 at-bats (.409)...had his average at .327 at the start of July and with a brilliant month pushed it up to .350 by the first of August...Scott hit .394 in July hitting safely in 22 of his 27 games during the month...average slipped to .305 for the season after a slow final month but that figure topped the Stars and was fifth best in the league...for the year at both Reno and Huntsville he hit a combined .327...his .409 on-base percentage at Huntsville, fueled by 67 walks, was second best in the Southern League...combined for 167 hits on the season to top the A's farm system and his combined 92 RBI was the second best total among A's farmhands...Lydy also stole 25 bases on the year to finish fourth in the A's system...his work at Huntsville earned him Southern League All-Star honors as an outfielder...played for Phoenix in the Arizona Fall League and hit .240 with 3 homers and 23 RBI in 38 games.

**CAREER: 1989**—selected by the Athletics in the 2nd round of the June draft but because the A's did not have a first round selection that year he was the first choice overall by the club...spent his first pro summer in the Northwest League at Southern Oregon and hit .209 in 67 games. **1990**—spent most of the year in the Midwest League at Madison but appeared in 18 games at Scottsdale in the Arizona League after he strained his right shoulder. **1991**—spent the full season at Madison and put together what was then his best year helping the Muskies to the first half Northern Division title...led Madison with 40 extra-base hits including 26 doubles and 12 homers...finished second on the club in both homers and RBI (69)...finished the year with 14 assists from the outfield.

**PERSONAL/MISCELLANEOUS:** Goes by his middle name of Scott...attended South Mountain Jr. College (Mesa, AZ) for two years prior to being drafted by the A's...is a 1985 graduate of Mountain View High School (Mesa, AZ)...Scott and his wife, Michelle, have one daughter, Kirsti (11-24-91) and they reside in Chandler, Arizona during the winter months.

## LIFETIME PLAYING RECORD

Year	Club	AVG.	G	AB	R	H	2B	3B	HR	RBI	BB	SO	SB	CS
1989	Southern Oregon	.209	67	230	37	48	11	2	3	28	31	72	8	5
1990	Scottsdale	.340	18	50	8	17	6	0	2	11	10	14	0	0
	Madison	.190	54	174	33	33	6	2	4	19	25	62	7	5
1991	Madison	.259	127	464	64	120	26	2	12	69	66	109	24	9
1992	Reno	.395	33	124	29	49	13	2	2	27	26	30	9	4
	Huntsville	.305	109	387	64	118	20	3	9	65	67	95	16	5

**CAREER TRANSACTIONS:** 1989 -- Selected by the Oakland Athletics in 2nd round of free-agent draft, June 5.

25

MARK McGWIRE

1B



**Mark David McGwire**

**1993 Opening Day Age:** 29

**Born:** Pomona, California, October 1, 1963

**Bats:** Right

**Throws:** Right

**Height:** 6-5

**Weight:** 225

**Major League Service:** 6 years, 47 days

**Obtained:** Originally Oakland's 1st round selection (10th player overall) in the June, 1984 free agent draft, regular phase; re-signed as a free agent, December 24, 1992.

**Contract Status:** First year of a five-year contract through 1997.

**1992 HIGHLIGHTS**—Returned to form in 1992 and once again was one of the most powerful hitters in baseball...Mac led the major leagues averaging a homer every 11.1 at-bats but a muscle strain in August forced him to miss 20 games and cost him a chance to win his second major league homer title...McGwire's

42 homers second only to the Rangers Juan Gonzalez who homered on the final day of the season to finish with 43...Mark did lead the AL with a .585 slugging percentage...finished fourth to teammate Eckersley in the AL MVP balloting and was named to *The Sporting News* and UPI All-Star teams...also named by UPI as the Comeback Player of the Year...finished the year with a .268 average, 67 points above his 1991 figure and 24 points better than his career average...led the A's with 104 RBI as he also topped the club with 29 multi-RBI games...finished second on the A's to Rickey with 90 walks, the third consecutive year he has totaled 90 or more free passes...in the playoffs vs. Toronto belted a 2-run homer off Morris in his first at-bat but then finished the post season 2 for his last 19 with 1 RBI...spring training was a good indication of what kind of year McGwire was set for as he led the major leagues in hitting with a .453 Cactus League average...continued his hot hitting into the season as Mac hit safely in his first 6 game with 5 homers and 9 RBI...that streak included a 2 homer game at the Coliseum April 12th off Chicago's Jack McDowell...the first of five 2 homer games on the year for Mark and he now has 23 career multi-homer games...April wound up being his top month of the year as he belted 10 homers in the season's first month, added 5 doubles and 17 RBI in 22 games...belted 8 more homers in May and had his average over .300 until May 22nd...June 10th in Milwaukee a big day in Mark's career as his 22nd home run of the 1992 season off the Brewer's Bosio was the 200th of his career....only four men in baseball history, Kiner, Ruth, Killebrew and Mathews have reached the 200 mark faster than Mark who hit his 200th in his 2,852nd at-bat...that homer also tied his total for 1991...reached the All-Star break with 28 homers and was named to the AL All-Star squad for the sixth consecutive year, it was the fifth straight year he was named a starter by the fans...in the All-Star home run hitting contest belted 12 homers to top everyone and lead the AL All-Stars to an easy win...with 38 homers on August 21st had a 6 homer bulge over Gonzalez but strained a rib muscle on the right side of his rib cage that night at Camden Yards and went on the disabled list for only the second time of his career...when he came back 20 games later had lost the homer lead...with 1 swing at Chicago September 21st reached the 40 homer and 100 RBI plateaus...second time he had reached the 40 homer mark and third time for 100 RBI...homered at least once vs. every AL club with his best success vs. California and Chicago hitting 6 homers off each club...had a season high 13 RBI vs. Chicago and Seattle...hit 3 homers at Tiger Stadium to run his total at his favorite road park to 18...hit 27 solo homers, 11 2-run shots, three 3-run homers and belted the fifth grand slam of his career June 13th off the Rangers Kenny Rogers...19 of his 42 homers either tied the game or put the A's in front...now has hit 220 homers for his career which is third to Reggie (268) and Canseco (231) on the Oakland all-time chart...McGwire only the third Athletic in club history (Philadelphia, Kansas City and Oakland) to have two seasons of 40 or more homers joining Foxx (3) and Canseco (2)...42 times McGwire and Canseco homered in the same game, the eighth best teammate total in baseball history.

**CAREER: 1984**—was the A's top pick in the June free agent draft...played 16 games that year for Modesto, batting .200 in 55 plate appearances. **1985**—spent the full year as Modesto's starting third baseman...showed exceptional power...batted .274 in 138 games, and slugged 50 extra-base hits in 489 at-bats (23 doubles, 3 triples and 24 homers)...also had 106 RBIs and 108 strikeouts...earned the California League's Rookie of the Year Award. **1986**—started the year in Double-A Huntsville but moved up to Tacoma June 6th and then up to Oakland August 20th...finished his minor league season with a .311 average, 148 hits, 23 home runs and 112 RBIs...picked up his first major league hit on August 24th vs. the Yankees Tommy John...belted his first homer the next day, also in New York...never really got in the groove with Oakland, batting .189 with 10 hits and 3 homers in 53 at-bats...fielding was a problem at third as he made 6 errors and fielded .833. **1987**—consensus American League Rookie of the Year...selected unanimously by the BBWAA, only the second rookie to earn that distinction (Carlton Fisk, 1972)...his 49 homers led the league and tied for the major league high with the Cubs' Andre Dawson...homer total also set a new major league rookie record...set a new Oakland single season standard, eclipsing Reggie Jackson's 47 hit in 1969...also topped the major leagues with a .618 slugging percentage, which also set an A's record...had at least 12 RBIs in each month of the season and 20 or more in 4 months...his RBI total the third best in the AL...finished sixth in the AL MVP voting...had a 5-homer spree in

## McGWIRE, cont.

Detroit May 8-10th...in 3-game series at Cleveland June 26-28, hit 5 homers, knocked in 7 runs and scored runs in 9 consecutive at-bats...named to the AL All-Star team for the game in Oakland...had 33 homers with 68 RBIs at the break...tied major league rookie homer record of 38 August 11th at Seattle with a solo shot off the M's Mike Moore...set the new mark with his 39th homer in Anaheim August 14th, a 2-run homer in the 6th inning off the Angels Don Sutton. **1988**—finished second on the club to Canseco with 32 homers and 99 RBIs...homer total of 32 was third best in the loop and RBI total was 8th best...back stiffness caused Mark to miss 9 of the A's last 16 games and his chance at 100 RBIs for the second consecutive season...named as the AL's starter at first base in the All-Star Game at Cincinnati...more than a third of his RBIs pulled the A's into a tie or put them ahead...hit .333 in the ALCS vs. Boston with a homer and 3 RBIs...recorded one of his greatest career moments when he homered off Jay Howell in the 9th inning of Game 3 in the World Series...the blast gave the A's a 2-1 victory...it was Oakland's only win in the Series and Mark's only hit in 17 at bats. **1989**—led the A's and ranked third in the AL with 33 homers...finished second to Parker on the A's and tenth in the league with 95 RBIs...led the league with a homer every 14.8 at-bats and was second with an RBI every 5.2 at-bats...all this despite spending 15 days on the DL in early April with a herniated disc in his back...after returning missed just 5 games the remainder of the season...hit safely in 7 of the 9 A's post season games...overall hit .343 in the post season with a homer and 4 RBIs...amazingly was the only A's regular not to homer in the Series vs. San Francisco. **1990**—became the first man to hit 30 or more homers in his first four full major league seasons...topped the A's in RBI's (108), games played (156) and led the major leagues in walks with 110...the most by a member of the A's in 8 years (Rickey walked 116 times in 1982)...was second on the A's to Rickey in runs scored with 86...post season numbers were not up to his standards...wound up with 5 hits...all singles...hit .154 in the ALCS vs. Boston with 2 RBI's...and .214 in the Series with no RBI's...earned his first Rawlings Gold Glove for defensive excellence at first base...the first member of the A's in five years to win the coveted award...made just 5 errors in 1,429 total chances for a .997 fielding percentage...selected by the fans for the third consecutive season as the AL's All-Star starting first baseman...Mark finished 11th in American League MVP voting. **1991**—had his consecutive streak of 30 or more homers end at four years and his .201 average was a career low by 30 points...was again among the top fielding first basemen in baseball...Mac made just four errors in 1,297 chances for a .997 fielding percentage...22 homers was the third best total on the club and his 75 RBI's was fourth best...with 93 walks he finished second to Rickey Henderson on the A's and sixth in the league.

**PERSONAL/MISCELLANEOUS:** Graduated from Damien High School (Claremont) in 1981...attended the University of Southern California for three years...still holds the Pac-10 Conference record for most homers in a single season (32)...was a member of the United States Olympic team in 1984...brother, Dan, is a quarterback for the Seattle Seahawks and was that club's number one selection in the 1991 NFL draft...finished in a second place tie in the 1993 AT&T Pebble Beach ProAm with his partner Billy Andrade...Mark resides in Alamo, California and has one son, Matthew.

## LIFETIME PLAYING RECORD

Year	Club	AVG.	G	AB	R	H	2B	3B	HR	RBI	BB	SO	SB	CS
1984	Modesto	.200	16	55	7	11	3	0	1	1	8	21	0	0
1985	Modesto	.274	138	489	95	134	23	3	24	106	96	108	1	2
1986	Huntsville	.303	55	195	40	59	15	0	10	53	46	45	3	0
	Tacoma	.318	78	280	42	89	21	5	13	59	42	67	1	1
	OAKLAND	.189	18	53	10	10	1	0	3	9	4	18	0	1
1987	OAKLAND	.289	151	557	97	161	28	4	49	118	71	131	1	1
1988	OAKLAND	.260	155	550	87	143	22	1	32	99	76	117	0	0
1989	OAKLAND	.231	143	490	74	113	17	0	33	95	83	94	1	1
1990	OAKLAND	.235	156	523	87	123	16	0	39	108	110	116	2	1
1991	OAKLAND	.201	154	483	62	97	22	0	22	75	93	116	2	1
1992	OAKLAND	.268	139	467	87	125	22	0	42	104	90	105	0	1
<b>M.L. Totals</b>		<b>.247</b>	<b>916</b>	<b>3123</b>	<b>504</b>	<b>772</b>	<b>128</b>	<b>5</b>	<b>220</b>	<b>608</b>	<b>527</b>	<b>697</b>	<b>6</b>	<b>6</b>

**CAREER TRANSACTIONS:**1981--Selected by Montreal Expos in 8th round of free-agent draft, June 8. 1984--Selected by Oakland Athletics in 1st round (10th player selected) of free-agent draft, June 4. 1989--On disabled list, April 11 to April 26. 1992--On disabled list, August 22 to September 11. Granted free agency, October 26; re-signed by Oakland, December 24.

### LEAGUE CHAMPIONSHIP SERIES RECORD

Year	Club/Opp.	AVG.	G	AB	R	H	2B	3B	HR	RBI	BB	SO	SB	CS
1988	OAK vs. BOS	.333	4	15	4	5	0	0	1	3	1	5	0	0
1989	OAK vs. TOR	.389	5	18	3	7	1	0	1	3	1	4	0	0
1990	OAK vs. BOS	.154	4	13	2	2	0	0	0	2	3	3	0	0
1992	OAK vs. TOR	.150	6	20	1	3	0	0	1	3	5	4	0	0
<b>Totals</b>		<b>.258</b>	<b>19</b>	<b>66</b>	<b>10</b>	<b>17</b>	<b>1</b>	<b>0</b>	<b>3</b>	<b>11</b>	<b>10</b>	<b>16</b>	<b>0</b>	<b>0</b>

### WORLD SERIES RECORD

Year	Club/Opp.	AVG.	G	AB	R	H	2B	3B	HR	RBI	BB	SO	SB	CS
1988	OAK vs. L.A.	.059	5	17	1	1	0	0	1	1	3	4	0	0
1989	OAK vs. S.F.	.294	4	17	0	5	1	0	0	1	1	3	0	0
1990	OAK vs. CIN	.214	4	14	1	3	0	0	0	0	2	4	0	0
<b>Totals</b>		<b>.188</b>	<b>13</b>	<b>48</b>	<b>2</b>	<b>9</b>	<b>1</b>	<b>0</b>	<b>1</b>	<b>2</b>	<b>6</b>	<b>11</b>	<b>0</b>	<b>0</b>

### ALL-STAR GAME RECORD

Year	Club/Site	AVG.	G	AB	R	H	2B	3B	HR	RBI	BB	SO	SB	CS
1987	A.L./Oak.	.000	1	3	0	0	0	0	0	0	0	0	0	0
1988	A.L./Cin.	.500	1	2	0	1	0	0	0	0	0	1	0	0
1989	A.L./Cal.	.333	1	3	0	1	0	0	0	0	0	0	0	0
1990	A.L./Chi. (N)	.000	1	2	0	0	0	0	0	0	0	2	0	0
1991	A.L./Tor													
1992	A.L./S.D.	.333	1	3	1	1	0	0	0	2	0	0	0	0
<b>Totals</b>		<b>.231</b>	<b>5</b>	<b>13</b>	<b>1</b>	<b>3</b>	<b>0</b>	<b>0</b>	<b>0</b>	<b>2</b>	<b>0</b>	<b>3</b>	<b>0</b>	<b>0</b>

### VS. AL 1992 AND CAREER

1992	CAREER									
AVG.	AB	H	HR	RBI	vs. TEAM	AVG.	AB	H	HR	RBI
.400	20	8	2	5	BALTIMORE	.289	242	70	23	63
.158	19	3	2	4	BOSTON	.214	229	49	19	53
.297	37	11	6	10	CALIFORNIA	.256	242	62	19	50
.306	36	11	6	13	CHICAGO	.233	249	58	17	38
.030	33	1	1	1	CLEVELAND	.273	245	67	19	44
.378	37	14	4	11	DETROIT	.286	262	75	29	71
.326	46	15	4	8	KANSAS CITY	.300	267	80	13	47
.293	41	12	3	7	MILWAUKEE	.233	227	53	16	46
.415	41	17	5	9	MINNESOTA	.246	232	57	13	32
.190	42	8	1	9	NEW YORK	.211	251	53	14	44
.257	35	9	3	13	SEATTLE	.243	230	56	11	42
.150	40	6	2	5	TEXAS	.200	215	43	15	34
.250	40	10	3	9	TORONTO	.211	232	49	12	44
.262	302	79	28	69	BEFORE ASB	.247	1681	415	129	343
.279	165	46	14	35	AFTER ASB	.248	1442	357	91	265
.252	218	55	24	52	HOME	.236	1507	355	99	280
.281	249	70	18	52	AWAY	.258	1616	417	121	328
.330	97	32	14	27	vs. LEFT	.257	848	218	65	186
.251	370	93	28	77	vs. RIGHT	.244	2275	554	155	422
.289	180	52	20	46	DAY	.265	1181	313	101	260
.254	287	73	22	58	NIGHT	.236	1942	459	119	348
.333	75	25	10	17	APRIL	.271	384	104	32	81
.237	93	22	8	23	MAY	.235	545	128	43	111
.277	94	26	8	24	JUNE	.240	545	131	40	107
.256	86	22	6	17	JULY	.243	575	140	33	105
.254	63	16	6	12	AUGUST	.234	556	130	36	103
.250	56	14	4	11	SEPT/OCT	.268	518	139	36	101

### MOST HOME RUNS LAST SIX YEARS (1987-92)

Mark McGwire	217	Rob Deer	161	Danny Tartabull	149
Jose Canseco	197	George Bell	160	Jack Clark	146
Fred McGriff	191	Barry Bonds	160	Kent Hrbek	141
Joe Carter	185	Kevin Mitchell	159	Cal Ripken	140
Darryl Strawberry	177	Ryne Sandberg	157	Ruben Sierra	140
Andre Dawson	174	Cecil Fielder	153	Eddie Murray	139
Howard Johnson	164	Will Clark	151	Eric Davis	137

MAJOR LEAGUE FIELDING STATS

FIRST BASE

YEAR	PCT.	G	PO	A	E	TC	DP
1987	.992	145	1173	90	10	1273	91
1988	.993	154	1228	88	9	1325	118
1989	.995	141	1170	114	6	1290	122
1990	.997	154	1330	94	5	1429	126
1991	.997	152	1191	101	4	1296	120
1992	.995	139	1118	71	6	1195	118
<b>Totals</b>	<b>.995</b>	<b>885</b>	<b>7210</b>	<b>558</b>	<b>40</b>	<b>7808</b>	<b>695</b>

THIRD BASE

YEAR	PCT.	G	PO	A	E	TC	DP
1986	.833	16	10	20	6	36	1
1987	.813	8	2	11	3	16	0
<b>Totals</b>	<b>.827</b>	<b>24</b>	<b>12</b>	<b>31</b>	<b>9</b>	<b>52</b>	<b>1</b>

OUTFIELD

YEAR	PCT.	G	PO	A	E	TC	DP
1987	1.000	3	1	0	0	1	0
1988	---	1	0	0	0	0	0
<b>Totals</b>	<b>1.000</b>	<b>4</b>	<b>1</b>	<b>0</b>	<b>0</b>	<b>1</b>	<b>0</b>

McGWIRE'S BEST

**SEASON**  
**AVG:** .289 (1987)  
**H:** 161 (1987)  
**HR:** 49\* (1987)  
**RBI:** 118 (1987)  
**SB:** 2 (1990 & 1991)  
**HIT STREAK:** 12 games, 9/1-13, 1987  
**CAREER GRANDSLAMS:** 5, 6/13/92 vs. Texas; 8/15/90 vs. Boston; 6/9/89 at Texas; 5/2/89 at Toronto; 8/11/88 vs. California

GAME

**H:** 4 (four times), last time: 9/20/87 at Kansas City  
**HR:** 3, 6/27/87 at Cleveland  
**RBI:** 6, 5/8/91 vs. Baltimore

\* Led league

39

HENRY MERCEDES

C



Henry Felipe Mercedes

1993 Opening Day Age: 23

Born: Santo Domingo, Dominican Republic, July 23, 1969

Bats: Right

Throws: Right

Height: 5-11

Weight: 185

Major League Service: 44 days

Obtained: Was not drafted, signed by the Athletics as a free agent June 22, 1987.

Contract Status: First year of a one-year contract through 1993.

**1992 HIGHLIGHTS**—Spent the season at Tacoma of the Pacific Coast League with the exception of two short stints with the Athletics...started the year in Tacoma but was in Oakland April 16-25th when Steinbach went on the disabled list...appeared in just one game and picked up his first major league hit with a single off the Angels Steve Frey at the Coliseum April 22nd...returned to Tacoma 3 days later and spent the remainder of the minor league season with the Tigers before returning to the A's September 1st...got off to a 2 for 27 start with the Tigers but by June 24th had his average up to a season high .254 mark by hitting at a .295 rate for nearly two months...overall, after his 2 for 27 start hit at a .251 clip over the final four months of Tacoma's season...nailed 36% of PCL baserunners attempting to steal (39 of 107)...brought to Oakland for September and did not start a game but appeared 8 times as a defensive replacement...picked up 3 hits in 4 at-bats to finish the season 4 for 5 in the major leagues.

**CAREER: 1987**—after signing, played his first year with the A's club in the Dominican Republic. **1988**—came to the United States and was assigned to Scottsdale of the Arizona League...but a lower back problem limited Henry to just 2 games and 5 at-bats. **1989**—played at three different levels...started the season at Madison and hit .211 in 51 games...moved to Modesto in early July but after just 16 appearances was sent to Southern Oregon of the Northwest League on July 28th...finished out the year in Oregon...hit .164 in 22 games at Southern Oregon. **1990**—was once again up and down within the A's system...opened up at Madison...in June was named to the Midwest League All-Star team...was promoted to Triple-A Tacoma on July 5th...spent 3 weeks with

the Tigers and hit .194 in 12 games...returned to Madison on July 29th and completed the year with the Muskies...for the season hit .227 at Madison with 3 homers and 37 RBI's in 90 games. **1991**—spent the full year at Modesto (A) and put together his finest season...had career highs in all offensive categories and at the completion of the season was named by *Baseball America* as the 10th best prospect, overall, in the California League...he was the fifth position player listed and the only catcher in the top 10...had an 18 game hitting streak in July where he was 30 for 64 (.469) and wound up hitting safely in 25 of his 29 games in July...in addition to his catching duties Henry also played 14 games at third base.

**PERSONAL/MISCELLANEOUS:** Signed by the A's Director of Latin American Scouting, Juan Marichal...single and resides in Marichal's home city of Santo Domingo in the Dominican Republic.

### LIFETIME PLAYING RECORD

Year	Club	AVG.	G	AB	R	H	2B	3B	HR	RBI	BB	SO	SB	CS
1987														
						(Played in Dominican Republic)								
1988	Scottsdale	.400	2	5	1	2	0	0	0	0	0	0	0	0
1989	Southern Oregon	.164	22	61	6	10	0	1	0	1	10	24	0	0
	Modesto	.081	16	37	6	3	0	0	1	3	7	22	0	0
	Madison	.211	51	152	11	32	3	0	2	13	22	46	0	0
1990	Madison	.227	90	282	29	64	13	2	3	37	30	100	6	0
	Tacoma	.194	12	31	3	6	1	0	0	2	3	7	0	1
1991	Modesto	.258	116	388	55	100	17	3	4	61	68	110	5	8
1992	Tacoma	.232	85	246	36	57	9	2	0	20	26	60	1	3
	OAKLAND	.800	9	5	1	4	0	1	0	1	0	1	0	0
M.L. Totals		.800	9	5	1	4	0	1	0	1	0	1	0	0

**CAREER TRANSACTIONS:** 1987--Signed as a free agent by the Oakland Athletics organization, June 22.

### VS. AL 1992 AND CAREER

1992	AVG.	AB	H	HR	RBI	CAREER vs. TEAM	AVG.	AB	H	HR	RBI
---	0	0	0	0	0	BALTIMORE	---	0	0	0	0
---	0	0	0	0	0	BOSTON	---	0	0	0	0
1.000	1	1	0	0	0	CALIFORNIA	1.000	1	1	0	0
1.000	1	1	0	0	0	CHICAGO	1.000	1	1	0	0
---	0	0	0	0	0	CLEVELAND	---	0	0	0	0
---	0	0	0	0	0	DETROIT	---	0	0	0	0
---	0	0	0	0	0	KANSAS CITY	---	0	0	0	0
.667	3	2	0	1	1	MILWAUKEE	.667	3	2	0	1
---	0	0	0	0	0	MINNESOTA	---	0	0	0	0
---	0	0	0	0	0	NEW YORK	---	0	0	0	0
---	0	0	0	0	0	SEATTLE	---	0	0	0	0
---	0	0	0	0	0	TEXAS	---	0	0	0	0
---	0	0	0	0	0	TORONTO	---	0	0	0	0
1.000	1	1	0	0	0	BEFORE ASB	1.000	1	1	0	0
.750	4	3	0	1	1	AFTER ASB	.750	4	3	0	1
.750	4	3	0	1	1	HOME	.750	4	3	0	1
1.000	1	1	0	0	0	AWAY	1.000	1	1	0	0
1.000	2	2	0	0	0	vs. LEFT	1.000	2	2	0	0
.667	3	2	0	1	1	vs. RIGHT	.667	3	2	0	1
.750	4	3	0	1	1	DAY	.750	4	3	0	1
1.000	1	1	0	0	0	NIGHT	1.000	1	1	0	0
1.000	1	1	0	0	0	APRIL	1.000	1	1	0	0
---	0	0	0	0	0	MAY	---	0	0	0	0
---	0	0	0	0	0	JUNE	---	0	0	0	0
---	0	0	0	0	0	JULY	---	0	0	0	0
---	0	0	0	0	0	AUGUST	---	0	0	0	0
.750	4	3	0	1	1	SEPT/OCT	.750	4	3	0	1

### ROOKIE RULE

The Baseball Writers Association of America considers a player a rookie unless during the previous season or seasons he has (a) exceeded 130 at-bats or 50 innings pitched in the major leagues; or (b) accumulated more than 45 days on the active roster of a major league club (excluding military service), during the 25-player limit. The 25-player limit is in effect from Opening Day until August 31.

**MERCEDES, cont.**

**MAJOR LEAGUE FIELDING STATS**

**CATCHER**

YEAR	PCT.	G	PO	A	E	TC	DP	PB
1992	.875	9	7	0	1	8	0	0
<b>Totals</b>	<b>.875</b>	<b>9</b>	<b>7</b>	<b>0</b>	<b>1</b>	<b>8</b>	<b>0</b>	<b>0</b>

**MERCEDES' BEST**

**SEASON**  
**AVG:** .800 (1992)  
**H:** 4 (1992)  
**HR:** --  
**RBI:** 1 (1992)  
**SB:** --  
**HIT STREAK:** 2, 4/22-9/23, 1992  
**CAREER GRAND SLAMS:** 0

**GAME**

**H:** 2, 10/4/92 vs. Milwaukee  
**HR:** --  
**RBI:** 1, 10/4/92 vs. Milwaukee

**58**

**MIKE MOHLER**

**LHP**



**Michael Ross Mohler**

**1993 Opening Day Age:** 24

**Born:** Dayton, Ohio July 26, 1968

**Bats:** Right      **Throws:** Left

**Height:** 6-2      **Weight:** 195

**Major League Service:** None

**Obtained:** Oakland's 42nd round selection in the June, 1989 free agent draft.

**Contract Status:** First year of a one-year contract through 1993.

**1992 HIGHLIGHTS** — Pitched most of the season out of the bullpen at Huntsville of the Southern League...first time in two seasons that the majority of Mike's work was in relief...was in the Stars starting rotation to start the year but after 5 starts was 0-2 with a 4.78 ERA...moved to the bullpen at that point and 38 of his final 39 appearances were in relief...after move to the pen went 3-6 with 3 saves and a 3.12 ERA...allowed just 47 hits and 18 earned runs over 52.1 innings...did his best pitching in June and July when he allowed only 2 earned runs and 12 hits over 23.1 innings...from the beginning of June to August 6th lowered his ERA from 4.78 to a season low 2.97...final ERA jumped to 3.59 as he was charged with 10 earned runs over his final 13.1 innings.

**CAREER: 1989**—signed by A's scout Bill "Chief" Gayton in mid-August after the June draft...did not pitch for the Athletics until the next year at Madison. **1990**—pitched his first year of professional baseball at Madison of the Midwest League...worked in long relief for the Muskies and in 63.1 innings allowed just 56 hits and struck out more than one per inning with 72 strikeouts. **1991**—split the year between Modesto of the California League and Huntsville of the Southern League...was converted to a starting pitcher at Modesto and went 9-4 with a career low 2.86 ERA...his ERA was the sixth lowest in the loop...earned a late July promotion to Huntsville and went 4-2 with a 3.57 ERA in 8 starts for the Stars...combined at both stops to go 13-6 over 175.2 innings.

**PERSONAL/MISCELLANEOUS:** A graduate of East Ascension Sr. High School (Gonzales, LA) in 1986...prior to being drafted by the A's in the June, 1989 draft, he was an accounting major at Nicholls State in Thibodaux, LA...single and still resides in Gonzales, LA during the winter months.

**LIFETIME PITCHING RECORD**

Year	Club	W	L	ERA	G	GS	CG	SHO	SV	IP	H	R	ER	BB	SO
1989															
1990	Madison	1	1	3.41	42	2	0	0	1	63.1	56	34	24	32	72
1991	Modesto	9	4	2.86	21	20	1	0	0	122.2	106	48	39	45	98
	Huntsville	4	2	3.57	8	8	0	0	0	53.0	55	22	21	20	27
1992	Huntsville	3	8	3.59	44	6	0	0	3	80.1	72	41	32	39	56

**CAREER TRANSACTIONS:** 1989 -- Selected by the Oakland Athletics organization in the 42nd round of the free-agent draft, June 7.

45

**ISLAY MOLINA**

C



**Islay Molina**

**1993 Opening Day Age:** 21

**Born:** New York, New York, June 3, 1971

**Bats:** Right      **Throws:** Right

**Height:** 6-1      **Weight:** 200

**Major League Service:** None

**Obtained:** Oakland's 22nd round selection in the June, 1990 free agent draft.

**Contract Status:** First year of a one-year contract through 1993.

**1992 HIGHLIGHTS** — Spent nearly the entire season with Reno of the California League...was promoted to Tacoma at the end of August to help the Tigers in the final week of the season...at Reno put together his best power and RBI season...also nailed 40% of potential base thieves (84 of 211) on the year...got off to a great start with the bat hitting .341 for the month of April...hit safely in 10 of his 14 games during the month...knocked in 19 runs in 28 May games...hit two grand slams on the season, the first coming May 14th at High Desert...named to the California League All-Star squad, Izzy really heated up in July and August...over the two month period he knocked in 44 runs in 50 games...had 11 RBI in a 4 game stretch July 30th thru August 2nd...stretch included a season high 6 RBI game vs. San Jose...hit safely in 9 of his last 10 games at Reno...moving to Tacoma he made 10 appearances, 9 starts.

**CAREER: 1990**—selected by the A's in the 22nd round of the June draft and turned down a scholarship to the University of Miami to sign...spent the summer playing for Scottsdale of the Arizona League and hit .339 in 39 games. **1991**—moved up to Madison and hit .282 in 95 games to help the Muskies to the first half Northern Division title.

**PERSONAL/MISCELLANEOUS:** Goes by the nickname Izzy...is a 1990 graduate of Christopher Columbus High School (Miami, Florida)...signed by A's scout Tony Arias...named Madison's 1991 winner of the Dave Stewart Community Service Award for his commitment to the Madison community and his efforts to be a socially responsible athlete...is single and resides in Miami, Florida during the winter months.

**LIFETIME PLAYING RECORD**

Year	Club	AVG.	G	AB	R	H	2B	3B	HR	RBI	BB	SO	SB	CS
1990	Scottsdale	.339	39	127	20	43	12	2	0	18	9	22	5	0
1991	Madison	.282	95	316	35	89	16	1	3	45	15	38	6	4
1992	Reno	.259	116	436	71	113	17	2	10	75	39	57	8	7
	Tacoma	.194	10	36	3	7	0	1	0	5	2	6	0	0

**CAREER TRANSACTIONS:** 1990 -- Selected by the Oakland Athletics in 22nd round of free-agent draft, June 4.

**A's ROOKIE BATTING RECORDS**

- Games: 157, Jose Canseco, 1986
- At Bats: 600, Jose Canseco, 1986
- Runs: 97, Mark McGwire, 1987
- Hits: 161, Mark McGwire, 1987
- Doubles: 29, Jose Canseco, 1986
- Triples: 10, Luis Polonia, 1987
- Home Runs: 49, Mark McGwire, 1987
- Runs Batted In: 118, Mark McGwire, 1987
- Stolen Bases: 42, Mitchell Page, 1977
- Batting Average: .307, Mitchell Page, 1977

**Troy Lee Neel****1993 Opening Day Age:** 27**Born:** Freeport, Texas, September 14, 1965**Bats:** Left      **Throws:** Right**Height:** 6-4      **Weight:** 215**Major League Service:** 58 days**Obtained:** Acquired from the Cleveland Indians in exchange for infielder Larry Arndt, January 16, 1991.**Contract Status:** First year of a one-year contract through 1993.

**1992 HIGHLIGHTS**—Was the Pacific Coast League batting champ with a .351 average and his outstanding season earned Troy his first trip to the major leagues...actually was up and down between Tacoma and Oakland three different times...opened the year with the Tigers with 12 hits in his first 21 at-bats and never stopped hitting on the year...hit .472 (34 for 72) in the month of April with 5 homers and 25 RBI in 21 games...was hitting .388 when the A's called on May 30th...made his first major league appearance and start that night at the Coliseum vs. Baltimore...picked up his first major league hit in Chicago June 5th, a pinch hit single off Bobby Thigpen...was optioned back to Tacoma the next day but returned to the A's July 1st...had his best game July 6th in Cleveland with three hits, including his first major league homer and two RBI...was returned to Tacoma after the All-Star break and finished up the minor league season before coming back to Oakland for September...Troy the first player in Tacoma's 33 year history to win the PCL batting title with his franchise record .351 final mark...in addition to his league best average, Troy also finished second in the league slugging (.586) and on-base percentage (.439) categories...232 total bases the fourth best total in the PCL...he was named to the league's All-Star squad as the designated hitter...in his first three September games for the A's was 5 for 7 with 2 homers and 6 RBI to push his average to .342...was not eligible for the A's post season appearance.

**CAREER: 1986**—drafted by Cleveland in the 9th round of the January draft and appeared in just 4 games at Batavia of the New York-Penn League. **1987**—first full pro season and he earned All-Star honors at Burlington of the Appalachian League...hit .281 and tied for the league high in RBI (59)...also tied for fourth in the loop with 10 homers. **1988**—moved to Waterloo of the Midwest League and finished ninth in the league with a .290 average. **1989**—at Canton-Akron led the Eastern League with a .510 slugging mark and finished second with a then career high 21 homers...Troy's .292 average was fifth best in the loop and his 73 RBI were sixth best...hit 10 of his homers during a 68 at-bat stretch May 30-June 19th...named the league's All-Star designated hitter. **1990**—spent his final season in the Cleveland organization at Colorado Springs and hit .281 in 98 games with 6 homers and 50 RBI. **1991**—traded to the A's in January and after opening the year at Tacoma was moved to Huntsville in May...at Huntsville was the Southern League All-Star designated hitter after leading the Stars with 23 homers and 68 RBI...also finished second in the league with 82 walks.

**PERSONAL/MISCELLANEOUS:** Born in Freeport, Texas...graduated from Brazoswood (Texas) High School in 1984...played both baseball and football in high school and as a linebacker/tight end was named the football MVP of his

**DESIGNATED HITTER RULE**

A hitter may be designated to bat for the pitcher in any spot in the batting order in any game without affecting the status of the pitcher. The designated hitter must be selected and be included on the lineup cards presented to the umpire-in-chief prior to the game. Failure to do so precludes the use of a designated hitter for that game.

The designated hitter is "locked" into the batting order but may be removed for a pinch-hitter or pinch-runner, who in turn becomes the designated hitter. The designated hitter, while still in the game, may be used defensively but the pitcher then assumes the batting order of the replaced defensive player, thus terminating the designated hitter role. The designated hitter is eligible for all American League batting titles.

district following his senior season...earned a football scholarship to Texas A&M University...moved to Howard College (Big Spring, Texas) in 1985 and after playing baseball at Howard was drafted that winter by the Indians...following the 1989 season participated in the Eastern League's Goodwill Tour of Russia... Troy and his wife, Lisa, make their winter home in Austin, Texas.

### LIFETIME PLAYING RECORD

Year	Club	AVG.	G	AB	R	H	2B	3B	HR	RBI	BB	SO	SB	CS
1986	Batavia	.000	4	13	0	0	0	0	0	1	0	8	0	0
1987	Burlington	.281	59	192	36	54	18	0	10	59	25	59	0	0
1988	Waterloo	.290	91	331	49	96	20	1	8	57	38	76	0	1
1989	Canton-Akron	.292	124	404	58	118	21	2	21	73	51	87	5	9
1990	Colorado Springs	.281	98	288	39	81	15	0	6	50	43	52	5	4
1991	Huntsville	.277	110	364	64	101	21	0	23	68	82	75	1	3
	Tacoma	.237	18	59	7	14	3	1	0	7	7	14	0	0
1992	Tacoma	.351	112	396	61	139	36	3	17	74	60	84	2	5
	OAKLAND	.264	24	53	8	14	3	0	3	9	5	15	0	1
<b>M.L. Totals</b>		<b>.264</b>	<b>24</b>	<b>53</b>	<b>8</b>	<b>14</b>	<b>3</b>	<b>0</b>	<b>3</b>	<b>9</b>	<b>5</b>	<b>15</b>	<b>0</b>	<b>1</b>

**CAREER TRANSACTIONS:** 1986 -- Selected by the Cleveland Indians in 9th round of free agent draft, January 14. 1991 -- Traded to Oakland Athletics for infielder Larry Arndt, January 16.

### VS. AL 1992 AND CAREER

1992 AVG.	AB	H	HR	RBI	CAREER vs. TEAM	AVG.	AB	H	HR	RBI
.000	4	0	0	0	BALTIMORE	.000	4	0	0	0
.500	6	3	1	4	BOSTON	.500	6	3	1	4
---	0	0	0	0	CALIFORNIA	---	0	0	0	0
.143	7	1	0	0	CHICAGO	.143	7	1	0	0
.375	8	3	1	2	CLEVELAND	.375	8	3	1	2
.000	5	0	0	0	DETROIT	.000	5	0	0	0
---	0	0	0	0	KANSAS CITY	---	0	0	0	0
.500	2	1	0	1	MILWAUKEE	.500	2	1	0	1
.000	1	0	0	0	MINNESOTA	.000	1	0	0	0
---	0	0	0	0	NEW YORK	---	0	0	0	0
.444	9	4	1	2	SEATTLE	.444	9	4	1	2
.000	4	0	0	0	TEXAS	.000	4	0	0	0
.286	7	2	0	0	TORONTO	.286	7	2	0	0
.258	31	8	1	2	BEFORE ASB	.258	31	8	1	2
.273	22	6	2	7	AFTER ASB	.273	22	6	2	7
.316	19	6	2	7	HOME	.316	19	6	2	7
.235	34	8	1	2	AWAY	.235	34	8	1	2
.400	5	2	1	2	vs. LEFT	.400	5	2	1	2
.250	48	12	2	7	vs. RIGHT	.250	48	12	2	7
.320	25	8	2	5	DAY	.320	25	8	2	5
.214	28	6	1	4	NIGHT	.214	28	6	1	4
---	0	0	0	0	APRIL	---	0	0	0	0
.000	4	0	0	0	MAY	.000	4	0	0	0
.333	3	1	0	0	JUNE	.333	3	1	0	0
.292	24	7	1	2	JULY	.292	24	7	1	2
---	0	0	0	0	AUGUST	---	0	0	0	0
.273	22	6	2	7	SEPT/OCT	.273	22	6	2	7

### MAJOR LEAGUE FIELDING STATS

#### FIRST BASE

YEAR	PCT.	G	PO	A	E	TC	DP
1992	.857	2	6	0	1	7	0
<b>Totals</b>	<b>.857</b>	<b>2</b>	<b>6</b>	<b>0</b>	<b>1</b>	<b>7</b>	<b>0</b>

#### OUTFIELD

YEAR	PCT.	G	PO	A	E	TC	DP
1992	.846	9	10	1	2	13	0
<b>Totals</b>	<b>.846</b>	<b>9</b>	<b>10</b>	<b>1</b>	<b>2</b>	<b>13</b>	<b>0</b>

#### NEEL'S BEST SEASON

AVG: .264 (1992)

H: 14 (1992)

HR: 3 (1992)

RBI: 9 (1992)

SB: --

HIT STREAK: 5, 7/9-9/12, 1992

CAREER GRAND SLAMS: 0

#### GAME

H: 3, 7/6/92 at Cleveland

HR: 1 (three times), last time: 9/12/92 vs. Seattle

RBI: 2 (four times), last time: 9/12/92 vs. Seattle

**Kirt Stanley Ojala****1993 Opening Day Age:** 24**Born:** Kalamazoo, Michigan, December 24, 1968**Bats:** Left      **Throws:** Left**Height:** 6-2      **Weight:** 200**Major League Service:** None**Obtained:** Selected in the major league draft (Rule 5) from the New York Yankees Columbus roster, December 7, 1992.**Contract Status:** First year of a one-year contract through 1993.

**1992 HIGHLIGHTS**— Pitched the full year at Albany in the Eastern League and put together his third consecutive winning season...set career highs in wins (12) and strikeouts (118) as Kirt won more games than any lefthander in the loop...his 12 victories tied for the third most overall in the Eastern League...did not get off to a good start as he lost 5 of his first 6 decisions and by the end of May was 1-5 with a 6.57 ERA...but over the final 3 months of the season he went 11-3 with a 2.62 ERA (113.1 IP, 33 ER) to lower his ERA nearly 3 full runs...over his last 16 starts worked at least 6.0 innings 14 times and allowed 2 or fewer earned runs in 12 of the 16 outings...had an 8 game winning streak from June 4 thru July 12th...his best month of the year was June when he went 5-0 with a 1.47 ERA in 5 starts...allowed just 6 earned runs over 36.2 innings .

**CAREER: 1990**—the Yankees 4th round selection out of the University of Michigan and he went on to earn All-Star honors at Oneonta of the New York/Penn League...was 7-2 with a 2.16 ERA and struck out 87 in 79.0 innings for the league champion Yankee team. **1991**—spent the year at Prince William of the Carolina League and went 8-7 with a 2.53 ERA...ERA was the fifth lowest among New York farmhands...allowed just 120 hits with 112 strikeouts in 156.2 innings.

**PERSONAL/MISCELLANEOUS:** A 1987 graduate of Portage Central High School (Michigan)...earned three varsity letters in baseball and also lettered in golf, football, and basketball...as a senior was 6-1 with a 1.53 ERA and 92 strikeouts in 52 innings...tossed a pair of no-hitters and at one point had a hitless streak on 15.2 innings...attended the University of Michigan on a baseball scholarship for three years...Co-captain of the 1990 team as selected by his teammates...was first team All Big 10 as a junior...had a career mark at Michigan of 9-6 with a 3.08 ERA in 31 games, 17 starts...single and makes his winter home in Portage, Michigan.

**LIFETIME PITCHING RECORD**

Year	Club	W	L	ERA	G	GS	CG	SHO	SV	IP	H	R	ER	BB	SO
1990	Oneonta	7	2	2.16	14	14	1	0	0	79.0	75	28	19	43	87
1991	Prince William	8	7	2.53	25	23	1	0	0	156.2	120	52	44	61	112
1992	Albany	12	8	3.62	24	23	2	1	0	151.2	130	71	61	80	118

**RAINOUTS AND SHORTENED GAMES AT THE COLISEUM**

1968	May 24th vs. Detroit, called at the end of 7th inning with the score tied at 2-2.
1970	April 13th vs. Seattle, rainout
1971	April 9th vs. Kansas City, game shortened to 5 1/2 innings, A's won 5-0.
1972	September 25th vs. Minnesota, rainout
	September 26th vs. Minnesota, rainout
	October 17th, Game 3 of the World Series vs. Cincinnati, rainout
1978	April 15th vs. California, rainout
	April 24th vs. Minnesota, rainout
1979	April 26th vs. New York, rainout
1982	April 10th vs. Seattle, rainout
1983	April 23rd vs. Boston, rainout
	April 30th vs. Detroit, rainout
	September 30th vs. Chicago, rainout
1988	May 6th vs. Cleveland, rainout
1990	May 27th vs. Cleveland, rainout

**CAREER TRANSACTIONS:** 1990 -- Selected by the New York Yankees organization in the 4th round of the free-agent draft, June 4. 1992 -- Drafted by the Oakland Athletics in the major league draft (Rule 5), December 7.

53

**CRAIG PAQUETTE**

3B



**Craig Howard Paquette**

**1993 Opening Day Age:** 24

**Born:** Long Beach, California, March 28, 1969

**Bats:** Right      **Throws:** Right

**Height:** 6-0      **Weight:** 190

**Major League Service:** None

**Obtained:** Oakland's 8th round selection in the June, 1989 free-agent draft.

**Contract Status:** First year of a one-year contract through 1993.

**1992 HIGHLIGHTS**— Strong season for the third baseman at Huntsville earned him a late season trip to Tacoma...his first taste of Triple-A baseball... 19 homers combined at both Huntsville and Tacoma a career best and tied for the A's player development high...82 total RBI on the year also a career high for Craig...got off to a slow start with Huntsville hitting .210 for the month of April but then hit at a .260 rate over the rest of his stay with the Stars...June and July his best power months of the season when he belted 11 homers and knocked in 44 runs in 52 games...hit 2 homers and knocked in 5 runs at Charlotte, June 13th...also homered and knocked in 4 runs in his next 2 games to go 6 for 12 with 3 homers and 9 RBI in the 3 game stretch...was bumped up to Tacoma August 23rd and after another slow beginning warmed up and finished the season with an offensive burst...in his first 10 games at Tacoma was 6 for 37 (.162) but over the last 7 games of the season was 12 for 29 (.414) with 6 doubles and 8 RBI to finish up the year with a .273 average and 11 RBI in 17 games for Tacoma.

**CAREER: 1989**—drafted by the A's out of Golden West Junior College (Huntington Beach, California) and put together an All-Star season at Southern Oregon...Craig's .336 average was second best in the Northwest League and his 22 doubles topped the loop...tied for the league high in total bases with 163...led the A's with 14 homers and was the best fielding third baseman in the league with a .936 fielding percentage. **1990**—played the full season at Modesto (A)...led the club with 23 doubles and his homer (15) and RBI (59) totals were second best on the club...for the second consecutive year was the top fielding third baseman in his league. **1991**—started the year on the disabled list following right shoulder surgery in January...was activated May 5th and by May 21st was hitting .305 with 2 homers and 10 RBI's...but, due to continuing soreness in the shoulder, was placed on the DL again June 1st...was reinstated 10 days later and played the remainder of the season...finished up with a then career best 60 RBI's.

**PERSONAL/MISCELLANEOUS:** Graduated from Rancho Alamitos High School (Garden Grove, California) in 1987 and then attended Golden West Junior College for two years before being drafted by the A's in 1989...signed by Mike Sgobba...single and lives in Garden Grove during the off season.

**LIFETIME PLAYING RECORD**

Year	Club	AVG.	G	AB	R	H	2B	3B	HR	RBI	BB	SO	SB	CS
1989	Southern Oregon	.336	71	277	53	93	22	3	14	56	30	46	9	4
1990	Modesto	.238	130	495	65	118	23	4	15	59	47	123	8	5
1991	Huntsville	.262	102	378	50	99	18	1	8	60	28	87	0	5
1992	Huntsville	.258	115	450	59	116	25	4	17	71	29	118	13	8
	Tacoma	.273	17	66	10	18	7	0	2	11	2	16	3	1

**CAREER TRANSACTIONS:** 1987 -- Selected by the Minnesota Twins organization in 36th round of free agent draft, June 2. 1989 -- Selected by the Oakland Athletics organization in 8th round of free-agent draft, June 5.

**Todd Michael Revenig****1993 Opening Day Age:** 23**Born:** Brainerd, Minnesota, June 28, 1969**Bats:** Right      **Throws:** Right**Height:** 6-1      **Weight:** 185**Major League Service:** 9 days**Obtained:** Oakland's 37th round selection in the June, 1990 free agent draft.**Contract Status:** First year of a one-year contract through 1993.

**1992 HIGHLIGHTS**—Outstanding year in relief at Huntsville earned Todd a trip to the major leagues in late August before he returned to the Stars to finish out the year...finished second in the Southern League with 33 saves which was the seventh best total in minor league baseball...final ERA of 1.70 was the HIGHEST of his three year pro career...held opposing hitters to a .151 average as Todd allowed just 32 hits in 63.2 innings...walked just 1.55 hitters per 9 innings (11 in 63.2 innings) and recorded at least two saves vs. every club in the league...did not allow a run to four different teams in the Southern League...best month of the season was May when he saved 9 games in 11 appearances and did not allow a run in 13.0 innings...in 27 home appearances, saved 14 games and allowed just 14 hits and 3 earned runs over 34.2 innings (0.78 ERA)...when Mark McGwire went on the disabled list, the A's brought Todd to Baltimore on August 23rd and he made his major league debut the next day in Boston's Fenway Park...worked 1.0 scoreless inning vs. the Red Sox with 1 strikeout...second major league appearance was vs. Baltimore at the Coliseum August 31st...pitched another scoreless inning of relief and then was sent back to Huntsville later that same day...made 2 more relief appearances at Huntsville and saved both games to finish out the season.

**CAREER: 1990**—selected by the Athletics in the 37th round of the June draft and reported to Southern Oregon of the Northwest League...led the A's with 6 saves and a 0.81 ERA...fell 16.1 innings short of qualifying for the league ERA title...walked just 9 and struck out 46 in 44.2 innings. **1991**—split the year between Madison and Huntsville...opened up the year in Madison and was leading the Muskies with 13 saves and a 0.94 ERA when he was promoted to Huntsville August 1st...appeared in 12 games for the Stars and was 1-2 with no saves and a 0.98 ERA.

**PERSONAL/MISCELLANEOUS:** A 1987 graduate of Brainerd (Minnesota) High School...was the team MVP his senior season...pitched at Mankato State (Minnesota) for three years before the A's drafted him in 1990...the A's 37th round pick, Revenig was the 999th player taken overall in the draft and was then signed by A's scout Marty Miller...still holds Mankato State records for career saves (12) and saves in a single season (10)...Todd's 10 saves in 1990 also topped all NCAA Division II schools...Todd is single and resides in Baxter, Minnesota during the winter months.

**LIFETIME PITCHING RECORD**

Year	Club	W	L	ERA	G	GS	CG	SHO	SV	IP	H	R	ER	BB	SO
1990	Southern Oregon	3	2	0.81	24	0	0	0	6	44.2	33	13	4	9	46
1991	Madison	1	0	0.94	26	0	0	0	13	28.2	13	6	3	10	27
	Huntsville	1	2	0.98	12	0	0	0	0	18.1	11	3	2	4	10
1992	Huntsville	1	1	1.70	53	0	0	0	33	63.2	32	14	12	11	49
	OAKLAND	0	0	0.00	2	0	0	0	0	2.0	2	0	0	0	1
<b>M.L. Totals</b>		<b>0</b>	<b>0</b>	<b>0.00</b>	<b>2</b>	<b>0</b>	<b>0</b>	<b>0</b>	<b>0</b>	<b>2.0</b>	<b>2</b>	<b>0</b>	<b>0</b>	<b>0</b>	<b>1</b>

**CAREER TRANSACTIONS: 1990** -- Selected by the Oakland Athletics organization in 37th round of free-agent draft, June 4.

VS. AL 1992 AND CAREER

1992				CAREER												
ERA	W	L	SV	G	IP	H	ER	vs. TEAM	ERA	W	L	SV	G	IP	H	ER
0.00	0	0	0	1	1.0	1	0	BALTIMORE	0.00	0	0	0	1	1.0	1	0
0.00	0	0	0	1	1.0	1	0	BOSTON	0.00	0	0	0	1	1.0	1	0
---	0	0	0	0	0.0	0	0	CALIFORNIA	---	0	0	0	0	0.0	0	0
---	0	0	0	0	0.0	0	0	CHICAGO	---	0	0	0	0	0.0	0	0
---	0	0	0	0	0.0	0	0	CLEVELAND	---	0	0	0	0	0.0	0	0
---	0	0	0	0	0.0	0	0	DETROIT	---	0	0	0	0	0.0	0	0
---	0	0	0	0	0.0	0	0	KANSAS CITY	---	0	0	0	0	0.0	0	0
---	0	0	0	0	0.0	0	0	MILWAUKEE	---	0	0	0	0	0.0	0	0
---	0	0	0	0	0.0	0	0	MINNESOTA	---	0	0	0	0	0.0	0	0
---	0	0	0	0	0.0	0	0	NEW YORK	---	0	0	0	0	0.0	0	0
---	0	0	0	0	0.0	0	0	SEATTLE	---	0	0	0	0	0.0	0	0
---	0	0	0	0	0.0	0	0	TEXAS	---	0	0	0	0	0.0	0	0
---	0	0	0	0	0.0	0	0	TORONTO	---	0	0	0	0	0.0	0	0
---	0	0	0	0	0.0	0	0	BEFORE ASB	---	0	0	0	0	0.0	0	0
0.00	0	0	0	2	2.0	2	0	AFTER ASB	0.00	0	0	0	2	2.0	2	0
0.00	0	0	0	1	1.0	1	0	HOME	0.00	0	0	0	1	1.0	1	0
0.00	0	0	0	1	1.0	1	0	AWAY	0.00	0	0	0	1	1.0	1	0
---	0	0	0	0	0.0	0	0	DAY	---	0	0	0	0	0.0	0	0
0.00	0	0	0	2	2.0	2	0	NIGHT	0.00	0	0	0	2	2.0	2	0
---	0	0	0	0	0.0	0	0	APRIL	---	0	0	0	0	0.0	0	0
---	0	0	0	0	0.0	0	0	MAY	---	0	0	0	0	0.0	0	0
---	0	0	0	0	0.0	0	0	JUNE	---	0	0	0	0	0.0	0	0
---	0	0	0	0	0.0	0	0	JULY	---	0	0	0	0	0.0	0	0
0.00	0	0	0	2	2.0	2	0	AUGUST	0.00	0	0	0	2	2.0	2	0
---	0	0	0	0	0.0	0	0	SEPT/OCT	---	0	0	0	0	0.0	0	0

MAJOR LEAGUE FIELDING TOTALS

PITCHER

YEAR	PCT.	G	PO	A	E	TC	DP
1992	---	2	0	0	0	0	0
Totals	---	2	0	0	0	0	0

REVENIG'S BEST

SEASON

W: --

SV: --

CG: --

ERA: 0.00 (1992)

G: 2 (1992)

IP: 2.0 (1992)

SO: 1 (1992)

LONGEST WINNING STREAK: --

LONGEST LOSING STREAK: --

GAME

LOW HIT CG: --

IP: 1.0 (twice), last time: 8/31/92 vs. Baltimore

SO: 1, 8/24/92 at Boston

20

KEVIN SEITZER

IF



Kevin Lee Seitzer

1992 Opening Day Age: 31

Born: Springfield, Illinois, March 26, 1962

Bats: Right      Throws: Right

Height: 5-11      Weight: 190

Major League Service: 6 years, 34 days

Obtained: Signed as a free agent February 1, 1993.

Contract Status: First year of a one-year contract through 1993.

**1992 HIGHLIGHTS**—Released by Kansas City near the end of spring training, Kevin was then signed by Milwaukee March 31 st...was the Brewers opening day third baseman and went on to bounce back from a subpar 1991 season...hit .270 playing in 148 games and led American League third basemen with a .969 fielding mark (12 errors in 384 total chances)...ranked tenth in the league in the toughest to strikeout category (1 strikeout every 14 at-bats)...got off to a quick start with the Brewers hitting at a .417 pace over his first 11 games...May turned

out to be his best month of the season as he hit .339 with 11 doubles and 12 RBI in 27 games...had a stretch in May where he hit safely in 19 of 21 games...included in that stretch was a season best 11 game hitting streak from May 10-23...hit at a .281 pace prior to the break and .257 following the All-Star Game...was a .236 hitter at County Stadium but a .302 road hitter which tied Kevin with Ken Griffey Jr. for the 14th best road mark in the league...had his second career two-homer game July 17th at Chicago and tied a club record by scoring 4 runs on August 28th at Toronto...had a .287 average with men in scoring position...final total of 71 RBI second best figure of his career exceeded only by his rookie year of 1987 when he knocked in 83 runs...a .257 hitter vs. righthanders but hit .313 vs. lefthanders...was just 0 for 1 as a pinch-hitter but Seitzer is a career .536 (15 for 28) pinch-hitter.

**CAREER: 1983**—was the Royals 11th round selection in the June, 1983 draft...played at Butte of the Pioneer Rookie League and finished fourth in the league batting race with a .345 average...led the league third basemen in assists and total chances. **1984**—moved to the South Atlantic League and led the loop in runs, hits, walks, and on-base percentage...was named the league MVP and All-Star third baseman. **1985**—topped the Florida State League in on-base percentage and was sixth in slugging at Ft. Myers...a member of the league All-Star squad...was moved up to Memphis in the Southern League and went on to hit .348 in 52 games...stole 37 bases combined at both stops. **1986**—spent most of the season at Omaha of the American Association where he hit .319...led the loop in on-base percentage and finished third in slugging...named to the league's All-Star team and to the TOPPS Triple-A All-Star team...Royals brought him to Kansas City for September...made his major league debut September 3rd in Chicago...picked up his first major league hit in that game...a single off Joe Cowley...belted his first homer off Seattle's Mike Brown at the Kingdome September 21st. **1987**—first full major league season and he finished second to the A's Mark McGwire in the American League Rookie of the Year balloting...became the first Royals rookie to record 200 hits as Kevin tied Kirby Puckett for the league lead with 207...was the first Royals rookie named to the American League All-Star team...was 6 for 6 with 2 homers, 7 RBI and 13 total bases August 2nd vs. Boston...named to the TOPPS Major League Rookie All-Star team...also named to *The Sporting News* and *Baseball Digest* All-Rookie squads. **1988**—hit .304 to become the first Royals hitter to record a .300 average his first two seasons...tied for the team high with 90 runs scored. **1989**—led the Royals in games played, at-bats, hits, walks and on-base percentage...stole a career high 17 bases...was a perfect 5 for 5 with the bases loaded...had a 15 game hitting streak and played 37 consecutive errorless games at third base (May 4-June 13th). **1990**—led Kansas City in games played, at-bats, runs and walks...had a career best 17 game hitting streak from April 27 through May 16th. **1991**—hampered most of the season by two sore knees...limited him to a career low 85 games and 234 at-bats...had successful arthroscopic surgery performed on both knees following the season by Royals team physician Dr. Steve Joyce...Dr. Joyce removed thickened plical shelves...opened the year as Kansas City's everyday third baseman but then missed the month of May after a pitch broke his right hand April 26th...returned to the lineup and worked his average up to a season best .270 on July 6th...made just 8 starts at third base

#### A's 1992 MULTIPLE HIT GAMES

PLAYER	2	3	4	5	TOT	PLAYER	2	3	4	5	TOT
Baines	23	9	0	0	32	Lansford	21	7	2	1	31
Blankenship	16	3	0	0	19	McGwire	30	5	0	0	35
Bordick	33	4	4	0	41	Mercedes	1	0	0	0	1
Brosius	4	0	1	0	5	Neel	3	1	0	0	4
Browne	19	4	0	0	23	Quirk	5	0	0	0	5
Canseco	19	3	1	0	23	Ready	3	0	0	0	3
Fox	8	2	0	0	10	Sierra	6	2	0	0	8
Hemond	1	0	0	0	1	Steinbach	25	5	2	0	32
D. Henderson	3	0	0	0	3	Weiss	8	3	0	0	11
R. Henderson	30	3	0	0	33	Wilson	24	6	0	0	30
Howitt	1	0	0	0	1						

after July 6th and did not play in the field after September 5th...led the Royals with 11 pinch-hits in just 20 at-bats as he topped all AL pinch hitters with a .550 average.

**PERSONAL/MISCELLANEOUS:** Is a 1980 graduate of Lincoln High School in Lincoln, Illinois where he earned four letters in baseball and basketball plus three in track...attended Eastern Illinois University (Charleston, IL) for three years...his team finished second in the 1981 NCAA Division II College World Series...had a collegiate career average of .418...majored in industrial electronics at EIU...had career .317 minor league average and finished fourth in the league batting race in each of his four minor league seasons...enjoys hunting and spending quality time with his children...Kevin and his wife, Lisa, make their winter home in Overland Park, Kansas with their two sons, Brandon and Cameron.

### LIFETIME PLAYING RECORD

Year	Club	AVG.	G	AB	R	H	2B	3B	HR	RBI	BB	SO	SB	CS
1983	Butte	.345	68	238	60	82	14	1	2	45	46	36	11	6
1984	Charleston	.297	141	489	96	145	26	5	8	79	118	70	23	5
1985	Fort Myers	.314	90	290	61	91	10	5	3	46	85	30	28	7
	Memphis	.348	52	187	26	65	6	2	1	20	25	21	9	3
1986	Memphis	.273	4	11	4	3	0	0	0	1	7	1	2	1
	Omaha	.319	129	432	86	138	20	11	13	74	89	57	20	13
	KANSAS CITY	.323	28	96	16	31	4	1	2	11	19	14	0	0
1987	KANSAS CITY	.323	161	641	105	207	33	8	15	83	80	85	12	7
1988	KANSAS CITY	.304	149	559	90	170	32	5	5	60	72	64	10	8
1989	KANSAS CITY	.281	160	597	78	168	17	2	4	48	102	76	17	8
1990	KANSAS CITY	.275	158	622	91	171	31	5	6	38	67	66	7	5
1991	KANSAS CITY	.265	85	234	28	62	11	3	1	25	29	21	4	1
1992	MILWAUKEE	.270	148	540	74	146	35	1	5	71	57	44	13	11
<b>M.L. Totals</b>		<b>.290</b>	<b>889</b>	<b>3289</b>	<b>482</b>	<b>955</b>	<b>163</b>	<b>25</b>	<b>38</b>	<b>336</b>	<b>426</b>	<b>370</b>	<b>63</b>	<b>40</b>

**CAREER TRANSACTIONS:** 1983 -- Selected by the Kansas City Royals organization in 11th round of free agent draft, June 6. 1991 -- On disabled list, April 27 to May 31. 1992 -- Released by Kansas City, March 26; signed by the Milwaukee Brewers organization, March 31. Granted free agency, October 27. 1993 -- Signed by the Oakland Athletics, February 1.

### ALL STAR GAME RECORD

Year	Club/Site	AVG.	G	AB	R	H	2B	3B	HR	RBI	BB	SO	SB	CS
1987	A.L./Oak.	.000	1	2	0	0	0	0	0	0	1	0	0	0

### VS. AL 1992 AND CAREER

1992	CAREER					VS. TEAM				
AVG.	AB	H	HR	RBI	AVG.	AB	H	HR	RBI	
.292	48	14	0	9	BALTIMORE	.286	266	76	3	32
.304	46	14	0	4	BOSTON	.290	245	71	3	26
.237	38	9	0	6	CALIFORNIA	.271	277	75	2	21
.244	41	10	2	7	CHICAGO	.280	271	76	5	31
.184	49	9	0	5	CLEVELAND	.265	249	66	1	20
.354	48	17	1	3	DETROIT	.354	229	81	1	27
.182	33	6	0	6	KANSAS CITY	.182	33	6	0	6
---	0	0	0	0	MILWAUKEE	.264	193	51	2	12
.237	38	9	1	4	MINNESOTA	.306	271	83	4	30
.200	50	10	0	6	NEW YORK	.293	246	72	5	36
.444	36	16	0	9	SEATTLE	.355	256	91	3	29
.268	41	11	0	3	TEXAS	.276	254	70	4	26
.364	33	12	0	6	TORONTO	.281	217	61	1	18
.281	299	84	2	39	BEFORE ASB	.293	1772	520	19	186
.257	241	62	3	22	AFTER ASB	.287	1517	435	19	150
.236	259	61	2	32	HOME	.307	1622	498	21	183
.302	281	85	3	39	AWAY	.274	1667	457	17	153
.313	128	40	2	17	vs. LEFT	.301	924	278	14	93
.257	412	106	3	54	vs. RIGHT	.286	2365	677	24	243
.261	176	46	0	22	DAY	.292	853	249	10	101
.275	364	100	5	49	NIGHT	.290	2436	706	28	235
.266	64	17	1	9	APRIL	.287	453	130	4	57
.339	109	37	1	12	MAY	.301	511	154	6	51
.284	95	27	0	13	JUNE	.297	607	180	7	54
.205	88	18	2	14	JULY	.283	562	159	7	56
.224	76	17	0	8	AUGUST	.285	502	143	6	56
.278	108	30	1	15	SEPT/OCT	.289	654	189	8	62

SEITZER, cont.

MAJOR LEAGUE FIELDING STATS

FIRST BASE

YEAR	PCT.	G	PO	A	E	TC	DP
1986	.987	22	210	17	3	230	17
1987	.990	25	183	23	2	208	19
1989	---	2	0	0	0	0	0
1992	1.000	1	1	0	0	1	0
<b>Totals</b>	<b>.989</b>	<b>50</b>	<b>394</b>	<b>40</b>	<b>5</b>	<b>439</b>	<b>36</b>

SECOND BASE

YEAR	PCT.	G	PO	A	E	TC	DP
1990	.974	10	18	19	1	38	5
1992	1.000	2	2	4	0	6	0
<b>Totals</b>	<b>.977</b>	<b>12</b>	<b>20</b>	<b>23</b>	<b>1</b>	<b>44</b>	<b>5</b>

THIRD BASE

YEAR	PCT.	G	PO	A	E	TC	DP
1986	1.000	3	0	1	0	1	0
1987	.947	141	105	292	22	419	32
1988	.938	147	93	297	26	416	33
1989	.950	159	112	272	20	404	28
1990	.953	152	100	262	18	380	31
1991	.940	68	45	127	11	183	8
1992	.969	146	99	273	12	384	18
<b>Totals</b>	<b>.950</b>	<b>816</b>	<b>554</b>	<b>1524</b>	<b>109</b>	<b>2187</b>	<b>150</b>

SHORTSTOP

YEAR	PCT.	G	PO	A	E	TC	DP
1989	1.000	6	5	5	0	10	2
<b>Totals</b>	<b>1.000</b>	<b>6</b>	<b>5</b>	<b>5</b>	<b>0</b>	<b>10</b>	<b>2</b>

OUTFIELD

YEAR	PCT.	G	PO	A	E	TC	DP
1986	1.000	5	14	1	0	15	0
1987	1.000	3	2	0	0	2	0
1988	---	1	0	0	0	0	0
1989	1.000	3	1	0	0	1	0
<b>Totals</b>	<b>1.000</b>	<b>12</b>	<b>17</b>	<b>1</b>	<b>0</b>	<b>18</b>	<b>0</b>

SEITZER'S BEST

SEASON

AVG: .323 (1987)

H: 207 (1987)

HR: 15 (1987)

RBI: 83 (1987)

SB: 17 (1989)

HIT STREAK: 17, 4/27-5/16, 1990

CAREER GRAND SLAMS: 1, 8/30/87 at Chicago

GAME

H: 6, 8/2/87 vs. Boston

HR: 2 (twice), last time: 7/17/92 at Chicago

RBI: 7, 8/2/87 vs. Boston

61

CURTIS SHAW

LHP



Malcom Curtis Shaw

1993 Opening Day Age: 23

Born: Charlotte, North Carolina, August 16, 1969

Bats: Left Throws: Left

Height: 6-1 Weight: 190

Major League Service: None

Obtained: Oakland's 2nd round selection in the June, 1990 free agent draft.

Contract Status: First year of a one-year contract through 1993.

**1992 HIGHLIGHTS**—An All-Star season for the lefthander...spent the full year at Modesto of the California League and was the club's number one pitcher in the rotation...ranked among the league's top three pitchers in six different categories...led in strikeouts (154), tied for second in wins with a career best 13, and was third with 177.1 innings and a 3.05 ERA...held the league hitters to a combined .231 average, fourth lowest in the loop...named to the Cal League All-Star team...got off to a rocky start as he lost his first two starts allowing 13 hits and 12 earned runs over 9.1 innings...but after those two starts he would lose just twice more all year as he went 13-2 with a 2.57 ERA (168.0 IP, 48 ER)...had a seven game winning streak from April 19th to May 31st...named the league's Pitcher of the Week April 26th thru May 2nd when he did not allow a run in 2 starts, a span of 14.0 innings which included 15 strikeouts...pitched at least 7.0 innings in 17 of his 27 starts and allowed 3 or fewer earned runs in 21 of his 27 appearances...top month of the season was May when he finished 5-0 in 6 starts with a 1.04 ERA (43.1 IP, 5 ER)...made 2 starts in the Cal League playoffs and went 1-1 with 2 complete games.

**CAREER: 1990**—selected by A's in the 2nd round of the June draft ...he was the fifth player taken by the Athletics that year, the fifth consecutive pitcher...spent

the summer pitching at Southern Oregon as both a starter and reliever...struckout 74 in 66.1 innings. **1991**—moved up to Madison and worked out of the starting rotation for the season...went 7-5 with a career low 2.60 ERA...missed the final month of the Muskies season with a strained left shoulder.

**PERSONAL/MISCELLANEOUS:** Goes by his middle name, Curtis...a 1987 graduate of Bartlesville (Oklahoma) High School...attended Kansas University in Lawrence where he majored in business...was a walk-on to the Kansas baseball program and left after three years ranked second on the school's all-time appearance list with 62...in 1990 set school records for most wins in a season (10) and most appearances (29)...struck out 131 hitters in 119 career innings as a Jayhawk...named first team All-Big Eight as a relief pitcher in both 1989 and 1990 and the same two years was also a member of the All-Big Eight Academic Team...was a member of Team USA in 1989...signed by A's scout Steve Nichols...single and makes his winter home in Bartlesville, Oklahoma.

#### LIFETIME PITCHING RECORD

Year Club	W	L	ERA	G	GS	CG	SHO	SV	IP	H	R	ER	BB	SO
1990 Southern Oregon	4	6	3.53	17	9	0	0	0	66.1	54	28	26	30	74
1991 Madison	7	5	2.60	20	20	1	0	0	100.1	82	45	29	79	87
1992 Modesto	13	4	3.05	27	27	2	0	0	177.1	146	71	60	98	154

**CAREER TRANSACTIONS:**1990 -- Selected by the Oakland Athletics organization in the 2nd round of the free-agent draft, June 4.

21

**RUBEN SIERRA**

OF



#### Ruben Angel Sierra

**1993 Opening Day Age:** 27

**Born:** Rio Piedras, Puerto Rico, October 6, 1965

**Bats:** Switch      **Throws:** Right

**Height:** 6-1      **Weight:** 200

**Major League Service:** 6 years, 127 days

**Obtained:** Originally acquired from the Texas Rangers with pitchers Bobby Witt and Jeff Russell and cash in exchange for outfielder Jose Canseco, August 31, 1992. Re-signed as a free agent, December 23, 1992.

**Contract Status:** First year of a five-year contract through 1997.

**1992 HIGHLIGHTS**—Became the A's everyday right fielder after the trade with Texas...was ill with the chicken pox when the trade was made August 31st so made his A's debut 6 days later on September 6th at the Coliseum vs. Boston...from that game on started every game but the final one of the season...his presence was felt immediately as in his first game for the Athletics he scored the winning run in the 10th inning from first base on a single and an error...the win snapped the A's longest losing streak of the season at 5 games and with Ruben in the lineup the A's went on to win a season high 10 consecutive games...overall Sierra appeared in 27 games for the Athletics and hit safely in 18 of them...also had at least one RBI in 11 games...after hitting .278 for Texas in 124 games Ruben hit .277 for the A's in 27 games...excelled in his first post season experience...after going hitless in his first 6 at-bats finished up 8 for his last 18 including 2 doubles, a triple, homer and club high 7 RBI...first inning homer off Cone in game #5 got the A's off and rolling in a must win situation...during the year with Texas put together an excellent first three months of the season...his average was at .307 on July 1st and he had 10 homers and 50 RBI in 73 games...best power month of the year was May when he hit 6 homers and knocked in 22 runs in 28 games...hit .341 for June with 15 more RBI...named to his third AL All-Star team in July but his play slipped after the break as his average had dipped to .278 on the day of the trade and he hit just 4 homers and knocked in 20 runs over his final two months with Texas...as per his career pattern the switch hitter was better from the right side of the plate...combined with both Texas and the A's Sierra hit .339 as a righthanded hitter with 5 homers...he was a .253 lefthanded hitter with 12 homers....finished the year strong with the

## SIERRA, cont.

A's hitting safely in 6 of his last 7 games with 10 for 28 (.357) including 2 doubles, a homer and 4 RBI...had 14 steals in 18 attempts and now over the past five seasons has stolen 65 bases in 79 attempts for an excellent 82% success rate...played in 150 or more games for sixth consecutive season and over the past six seasons only Ripken and Carter have played more games than Ruben...had his consecutive string of 100 RBI seasons snapped at 5 when he finished with 87 on the year...left Texas as their all-time leader in homers, doubles, triples, RBI, extra-base hits, total bases and runs scored.

**CAREER:1983**—signed at the age of 17 in November, 1982...converted to a switch-hitter and began his professional career at Sarasota...hit .242 with a home run and 26 RBI in 48 games. **1984**—spent the entire season at Burlington and led the league with 138 games...hit .263 with 6 HR and 75 RBI. **1985**—spent the entire season at Tulsa where he led the league with 137 games, 545 at bats and 8 triples. **1986**—started the season at Oklahoma City before being called up to Texas on June 1...set a club record and was second in the AL with 10 triples...fourth on the club in RBI (55)...homered in his 2nd big league at bat for his 1st hit off Charlie Leibrandt on June 1 at Kansas City...at time of recall from Oklahoma City was leading the American Association in homers (9), RBI (41) and total bases (98). **1987**—led the Rangers in runs (97), total bases (302), extra base hits (69), doubles (35) and RBI (109)...became the sixth player in major league history to produce both 30 HR and 100 RBI before his 22nd birthday...was the first Ranger ever with 2 inside the park homers in one season...was club's Player of the Year. **1988**—led the Rangers in runs (77), hits (156), extra base hits (57), total bases (261), doubles (32), homers (23), RBI (91) and slugging (.424)...set career high for stolen bases (18)...hit a career low .254...won his 2nd straight Rangers Player of the Year Award. **1989**—led the majors in triples (14) and topped the AL in RBI (119), total bases (344), slugging (.543), and extra base hits (78)...was one of three AL players to start every game...was AL Player of the Month in June (.377, 7 HR, 25 RBI)...was one shy of the major league record for extra base hits by a switch hitter (Mickey Mantle in 1956)...named AL Player of the Year by *The Sporting News* and *USA Today* and earned his 3rd straight Rangers Player of the Year Award...was 2nd to Robin Yount in BBWAA AL MVP voting...selected to AP Major League and *The Sporting News* and UPI A.L. All-Star squads. **1990**—led the Rangers in games (159), at bats (608), doubles (37), and RBI (96) while tying single season club records for game-winning RBI (17) and intentional walks (13)...finished among the A.L. leaders in intentional walks (t4th), RBI (5th), games (t6th), doubles (t7th), sacrifice flies (t8th, 8), at bats (9th), and extra base hits (t10th)...had an extra base hit in a club record 8 straight games for June 27-July 5, two shy of A.L. mark...was bothered much of the year by a sore left ankle sustained in a fall on May 14. **1991**—third in the AL in RBI (116), total bases (443) and doubles (44), and tied for 3rd in hits (203)...played in his 2nd All-Star game and became the club's all-time leader in RBI, extra base hits, and total bases...hit a career high .307...hit in a career high 18 straight games from June 12-30...was 28 for 75 (.373) during the streak...finished 7th in BBWAA AL Most Valuable Player balloting...had his third 100 RBI season, most in Texas history...equalled his career high with three 5-RBI games.

**PERSONAL/MISCELLANEOUS:** Owns four Paso Fino showhorses and enters them in a number of national competitions...he and his wife, Janette, have two children, Neysha Rubi and Ruben Angel, Jr...played basketball and football

### MOST RUNS BATTED IN LAST SIX YEARS (1987-92)

Joe Carter	651	Bobby Bonilla	553	Danny Tartabull	510
George Bell	619	Eddie Murray	547	Barry Bonds	508
<b>Ruben Sierra</b>	<b>618</b>	Cal Ripken	542	Kevin Mitchell	504
Jose Canseco	604	Robin Yount	528	Tim Wallach	499
<b>Mark McGwire</b>	<b>599</b>	Howard Johnson	518	Ryne Sandberg	491
Will Clark	595	Fred McGriff	515	Andy Van Slyke	484
Andre Dawson	587	Darryl Strawberry	514	Kevin McReynolds	484
Kirby Puckett	584	Don Mattingly	512	Wally Joyner	484

at Dr. Secario Rosario High School...played Little League and American Legion baseball.

### LIFETIME PLAYING RECORD

Year	Club	AVG.	G	AB	R	H	2B	3B	HR	RBI	BB	SO	SB	CS
1983	Sarasota	.242	48	182	26	44	7	3	1	26	16	38	3	4
1984	Burlington	.263	138	482	55	127	33	5	6	75	49	97	13	9
1985	Tulsa	.253	137	545	63	138	34	8	13	74	35	111	22	7
1986	Oklahoma City	.296	46	189	31	56	11	2	9	41	15	27	8	2
	TEXAS	.264	113	382	50	101	13	10	16	55	22	65	7	8
1987	TEXAS	.263	158	643	97	169	35	4	30	109	39	114	16	11
1988	TEXAS	.254	156	615	77	156	32	2	23	91	44	91	18	4
1989	TEXAS	.306	162	634	101	194	35	14	29	119	43	82	8	2
1990	TEXAS	.280	159	608	70	170	37	2	16	96	49	86	9	0
1991	TEXAS	.307	161	661	110	203	44	5	25	116	56	91	16	4
1992	TEXAS	.278	124	500	66	139	30	6	14	70	31	59	12	4
	OAKLAND	.277	27	101	17	28	4	1	3	17	14	9	2	0
<b>M.L. Totals</b>		<b>.280</b>	<b>1060</b>	<b>4144</b>	<b>588</b>	<b>1160</b>	<b>230</b>	<b>44</b>	<b>156</b>	<b>673</b>	<b>298</b>	<b>597</b>	<b>88</b>	<b>33</b>

**CAREER TRANSACTIONS:** 1982 -- Signed as a free-agent by the Texas Rangers organization, November 21. 1992 -- Acquired from the Texas Rangers with pitchers Bobby Witt and Jeff Russell and cash in exchange for outfielder Jose Canseco, August 31. Granted free agency, October 26; re-signed by Oakland, December 23.

### LEAGUE CHAMPIONSHIP SERIES RECORD

Year	Club/Opp.	AVG.	G	AB	R	H	2B	3B	HR	RBI	BB	SO	SB	CS
1992	OAK vs. TOR	.333	6	24	4	8	2	1	1	7	2	1	1	2

### ALL-STAR GAME RECORD

Year	Club/Site	AVG.	G	AB	R	H	2B	3B	HR	RBI	BB	SO	SB	CS
1989	A.L./Cal.	.667	1	3	1	2	0	0	0	1	0	0	0	0
1991	A.L./Tor.	.000	1	2	0	0	0	0	0	0	0	2	0	0
1992	A.L./S.D.	.500	1	2	2	1	0	0	1	2	0	0	0	0
<b>Totals</b>		<b>.429</b>	<b>3</b>	<b>7</b>	<b>3</b>	<b>3</b>	<b>0</b>	<b>0</b>	<b>1</b>	<b>3</b>	<b>0</b>	<b>2</b>	<b>0</b>	<b>0</b>

### VS. AL 1992 AND CAREER

1992	CAREER					vs. TEAM				
AVG.	AB	H	HR	RBI	AVG.	AB	H	HR	RBI	
.191	47	9	2	4	BALTIMORE	.223	296	66	12	39
.379	29	11	0	3	BOSTON	.266	271	72	7	42
.171	41	7	0	1	CALIFORNIA	.240	341	82	9	44
.220	59	13	0	7	CHICAGO	.281	367	103	13	62
.400	45	18	4	15	CLEVELAND	.284	292	83	11	58
.262	42	11	0	7	DETROIT	.245	282	69	13	55
.317	41	13	3	9	KANSAS CITY	.330	330	109	16	72
.208	77	16	1	9	MILWAUKEE	.279	333	93	12	59
.316	57	18	2	6	MINNESOTA	.289	370	107	9	43
.342	38	13	0	1	NEW YORK	.308	273	84	10	43
.269	67	18	5	19	SEATTLE	.297	370	110	18	62
.250	12	3	0	0	TEXAS	.250	12	3	0	0
.500	20	10	0	5	TORONTO	.322	286	92	13	48
.306	340	104	11	55	BEFORE ASB	.286	2093	599	77	334
.241	261	63	6	32	AFTER ASB	.274	2051	561	79	339
.241	294	71	10	40	HOME	.280	2018	566	91	361
.313	307	96	7	47	AWAY	.279	2126	594	65	312
.339	171	58	5	33	vs. LEFT	.306	1309	400	49	220
.253	430	109	12	54	vs. RIGHT	.268	2835	760	107	453
.267	131	35	4	22	DAY	.268	831	223	29	140
.281	470	132	13	65	NIGHT	.283	3313	937	127	533
.307	88	27	2	13	APRIL	.269	453	122	19	81
.282	117	33	6	22	MAY	.300	634	190	21	100
.341	91	31	2	15	JUNE	.294	778	229	27	118
.231	104	24	1	8	JULY	.251	685	172	28	111
.240	100	24	3	12	AUGUST	.278	777	216	30	122
.277	101	28	3	17	SEPT/OCT	.283	817	231	31	141

MAJOR LEAGUE FIELDING STATS

OUTFIELD

YEAR	PCT.	G	PO	A	E	TC	DP
1986	.972	107	200	7	6	213	1
1987	.963	157	272	17	11	300	6
1988	.979	153	310	11	7	328	3
1989	.973	162	313	13	9	335	2
1990	.967	151	283	7	10	300	1
1991	.979	161	305	15	7	327	3
1992	.976	144	283	6	7	296	0
<b>Totals</b>	<b>.973</b>	<b>1035</b>	<b>1966</b>	<b>76</b>	<b>57</b>	<b>2099</b>	<b>16</b>

SIERRA'S BEST

SEASON

AVG: .307 (1991)

H: 203 (1991)

HR: 30 (1987)

RBI: 119 (1989)

SB: 18 (1988)

HIT STREAK: 18, 6/12-30, 1991

CAREER GRAND SLAMS: 1, 9/6/90 vs. Kansas City

GAME

H: 4 (15 times), last time: 6/30/92 at Toronto

HR: 2 (seven times), last time: 4/30/91 vs. Toronto

RBI: 5 (seven times), last time: 6/17/91 vs. Kansas City

37

JOE SLUSARSKI

RHP



Joseph Andrew Slusarski

1993 Opening Day Age: 26

Born: Indianapolis, Indiana, December 19, 1966

Bats: Right      Throws: Right

Height: 6-4      Weight: 195

Major League Service: 1 year, 40 days

Obtained: Oakland's 2nd round selection (A's second choice in the round) in the June, 1988 free agent draft.

Contract Status: First year of a one-year contract through 1993.

**1992 HIGHLIGHTS**—Opened the year in the A's starting rotation but after 14 appearances, 13 starts, was sent to Tacoma in June and eventually underwent surgery in October for persistent tendinitis in his right shoulder...after an excellent spring training where Joe was 2-0 and did not walk a batter over 24.0 innings he won his first start of 1992, a 6-5 win over Chicago...Slusarski went on to win 4 of his first 5 decisions...his best outing May 10th vs. New York when he worked 8.0 innings and allowed the Yankees just 2 hits and 2 runs...also walked none and struck out 7 in the 5-2 victory...but after defeating Baltimore May 19th for his fourth victory of the year he went 1-3 over his next 6 appearances, 5 starts, and allowed 40 hits and 22 earned runs in 27.1 innings...was optioned to Tacoma June 24th and remained with the Tigers until September 1st...at Tacoma had a 2-4 record with a 3.77 ERA in 11 games, 10 starts...but tendinitis problems surfaced in August and Slusarski was placed on the disabled list August 2nd...he returned to pitch for Tacoma 9 days later and when he returned to Oakland in September he made just one appearance, a start vs. Baltimore September 1st, before he was shut down for the season with the shoulder problem...on October 19th Joe underwent arthroscopic surgery on his right shoulder...A's team orthopedist, Dr. Rick Bost, performed the surgery to alleviate the recurring tendinitis problem.

**CAREER: 1988**—drafted in June but did not play professionally with the Athletics until 1989 because he was a member of the 1988 Team USA that won the gold medal at the Olympics in Seoul, South Korea. **1989**—pitched the entire season at Modesto...won 13 games for a club that won only 56 games overall...13 wins tied Joe for the league high...ranked third in the California League in both innings (184.0) and strikeouts (160)...was 7-1 over his final 10 starts with a 1.78 ERA...was rated by *Baseball America* as the 10th best prospect in the California League. **1990**—split his year between Double-A Huntsville and Triple-A Tacoma...was 6-8 with a 4.47 ERA in 17 starts at Huntsville...spent a week on the DL in May with bicep tendinitis...promoted to Tacoma on July 17th and finished out the year with the Tigers...dropped his first

start but won 4 of his last 5 decisions to finish up with a 4-2 mark and a 3.40 ERA...for the year at both Huntsville and Tacoma was 10-10 with a 4.11 ERA in 26 starts. **1991**—made 20 appearances and 19 starts...the most starts by an A's rookie since Tim Birtsas started 25 games in 1985...Joe was on the Oakland/Tacoma shuttle for much of the season...had five different stints with the major league club...opened the year with Tacoma but had yet to make a Triple-A start when he was summoned by the A's April 11th to replace Eric Show (DL) on the roster...Slusarski's frequent flyer program began that morning when he flew to Oakland and made his major league debut as the A's starter that afternoon...shutout the Twins for 7 innings to earn his first victory...his finest performance of the season was July 27th at Baltimore when he tossed his only complete game...a 2-hitter where he allowed 1 run.

**PERSONAL/MISCELLANEOUS:** A graduate of Griffin High School (Springfield, Illinois) in 1984...Joe also attended Lincoln Land Community College for two years and the University of New Orleans for two years...in his final year at New Orleans was 13-6 with 160 strikeouts in 146 innings...in addition to pitching for the 1988 Olympic club Slusarski was also a member of the 1987 USA Pan American team...played Little League baseball as a youth in Springfield...lists fishing among his hobbies...Joe and his wife, Kristine, make their winter home in Kenner, Louisiana with their daughter, Meagan (11-5-92).

### LIFETIME PITCHING RECORD

Year	Club	W	L	ERA	G	GS	CG	SHO	SV	IP	H	R	ER	BB	SO
1988										(Did not play)					
1989	Modesto	13	10	3.18	27	27	4	1	0	184.0	155	78	65	50	160
1990	Huntsville	6	8	4.47	17	17	2	0	0	108.2	114	65	54	35	75
	Tacoma	4	2	3.40	9	9	0	0	0	55.2	54	24	21	22	37
1991	Tacoma	4	2	2.72	7	7	0	0	0	46.1	42	20	14	10	25
	OAKLAND	5	7	5.27	20	19	1	0	0	109.1	121	69	64	52	60
1992	Tacoma	2	4	3.77	11	10	0	0	0	57.1	67	30	24	18	26
	OAKLAND	5	5	5.45	15	14	0	0	0	76.0	85	52	46	27	38
<b>M.L. Totals</b>		<b>10</b>	<b>12</b>	<b>5.34</b>	<b>35</b>	<b>33</b>	<b>1</b>	<b>0</b>	<b>0</b>	<b>185.1</b>	<b>206</b>	<b>121</b>	<b>110</b>	<b>79</b>	<b>98</b>

**CAREER TRANSACTIONS:** 1987 -- Selected by the Seattle Mariners organization in 6th round of free agent draft, June 2. 1988 -- Selected by the Oakland Athletics organization in 2nd round (A's second pick in the round) of the free-agent draft, June 1.

### VS. AL 1992 AND CAREER

1992	ERA	W	L	SV	G	IP	H	ER	CAREER vs. TEAM	ERA	W	L	SV	G	IP	H	ER
5.40	1	2	0	3	15.0	14	9		BALTIMORE	4.71	2	3	0	5	28.2	24	15
4.91	0	0	0	1	3.2	7	2		BOSTON	8.31	0	2	0	3	13.0	18	12
4.50	0	0	0	1	6.0	6	3		CALIFORNIA	4.82	0	0	0	2	9.1	12	5
3.60	1	0	0	1	5.0	6	2		CHICAGO	3.63	2	0	0	3	17.1	14	7
12.27	0	1	0	1	3.2	9	5		CLEVELAND	10.13	0	1	0	2	8.0	14	9
7.20	0	0	0	1	5.0	4	4		DETROIT	4.09	1	0	0	2	11.0	12	5
13.50	0	0	0	1	3.1	7	5		KANSAS CITY	10.80	0	1	0	2	8.1	15	10
4.00	0	1	0	2	9.0	10	4		MILWAUKEE	6.52	0	2	0	4	19.1	23	14
3.60	1	0	0	1	5.0	4	2		MINNESOTA	4.63	2	0	0	4	23.1	25	12
2.25	1	0	0	1	8.0	2	2		NEW YORK	2.25	1	0	0	1	8.0	2	2
9.00	1	0	0	1	6.0	7	6		SEATTLE	5.12	1	1	0	3	19.1	18	11
---	0	0	0	0	0.0	0	0		TEXAS	2.25	1	0	0	2	8.0	12	2
2.84	0	1	0	1	6.1	9	2		TORONTO	4.63	0	2	0	2	11.2	17	6
5.58	5	4	0	14	71.0	81	44		BEFORE ASB	5.39	7	8	0	26	132.0	149	79
3.60	0	1	0	1	5.0	4	2		AFTER ASB	5.23	3	4	0	9	53.1	57	31
4.96	3	4	0	10	52.2	60	29		HOME	5.14	5	7	0	17	96.1	106	55
6.56	2	1	0	5	23.1	25	17		AWAY	5.56	5	5	0	18	89.0	100	55
4.57	2	1	0	4	21.2	20	11		DAY	5.38	4	4	0	13	72.0	73	43
5.80	3	4	0	11	54.1	65	35		NIGHT	5.32	6	8	0	22	113.1	133	67
5.92	2	0	0	5	24.1	27	16		APRIL	4.32	3	0	0	8	41.2	42	20
5.14	2	3	0	5	28.0	30	16		MAY	5.92	2	5	0	9	48.2	56	32
5.79	1	1	0	4	18.2	24	12		JUNE	6.28	2	3	0	8	38.2	45	27
---	0	0	0	0	0.0	0	0		JULY	0.75	1	0	0	2	12.0	8	1
---	0	0	0	0	0.0	0	0		AUGUST	7.71	0	2	0	4	23.1	29	20
3.60	0	1	0	1	5.0	4	2		SEPT/OCT	4.29	2	2	0	4	21.0	26	10

MAJOR LEAGUE FIELDING STATS

PITCHER

YEAR	PCT.	G	PO	A	E	TC	DP
1991	.944	20	7	10	1	18	0
1992	1.000	15	2	6	0	8	0
<b>Totals</b>	<b>.962</b>	<b>35</b>	<b>9</b>	<b>16</b>	<b>1</b>	<b>26</b>	<b>0</b>

SLUSARSKI'S BEST SEASON

W: 5 (1991 & 92)  
 SV: --  
 CG: 1 (1991)  
 ERA: 5.27 (1991)  
 G: 20 (1991)  
 IP: 109.1 (1991)  
 SO: 60 (1991)  
 LONGEST WINNING STREAK: 3, 9/29/91 to 4/25/92  
 LONGEST LOSING STREAK: 3, 5/25-6/8, 1992

GAME

LOW HIT CG: 2, 7/27/91 at Baltimore  
 IP: 9, 7/27/91 at Baltimore  
 SO: 7 (three times), last time: 5/10/92 vs. New York

36

TERRY STEINBACH

C



Terry Lee Steinbach

1993 Opening Day Age: 31

Born: New Ulm, Minnesota, March 2, 1962

Bats: Right Throws: Right

Height: 6-1 Weight: 195

Major League Service: 6 years, 24 days

Obtained: Originally Oakland's 9th round selection in the June, 1983 free agent draft, regular phase; re-signed as a free agent, December 14, 1992.

Contract Status: First year of a four-year contract through 1996.

**1992 HIGHLIGHTS** — His finest major league season as Terry caught more games and innings than in any of his previous five seasons and his final .279 average was his best mark since he hit .284 in his rookie season...threw out 50 of 118 on the bases for an excellent 42% success rate...among major league catchers only the Rangers Ivan Rodriguez threw out more baserunners and only Rodriguez (49%) and San Francisco's Manwaring (44%) had a better percentage...caught every inning of the 6 game ALCS vs. Toronto and tossed out 5 of 12 Blue Jays attempting to steal...also chipped in with 7 hits including a homer and 5 RBI...during the season Steinbach made 116 starts behind the plate and caught a total of 998.2 innings, or 69% of the staff's innings...the team ERA with Terry behind the plate was 3.49...in the third game of the season took a foul tip off his left wrist and he suffered a hairline fracture...wound up on the 15 day disabled list and missed 14 games...but in his first game back, at Minnesota April 25th, picked up 3 hits including a double, homer and 2 RBI...it was the beginning of an excellent season on the road for Terry as he hit a club high .326 (73 for 224) away from the Coliseum which was the fourth best road mark in the league...average slipped to a season low of .182 on May 12th but from that point on hit at a .294 clip...did his best hitting of the season in June and July when he hit .333 (55 for 165) and knocked in 29 of his 53 RBI...top hitter in the clutch for the A's as Steinbach hit .340 with runners in scoring position good enough for 4th in the league...tied his career high with two 4 hit games this past year...Minnesota native had his best success with Twins pitching with 18 hits in 41 at-bats (.439) including 4 doubles, 2 homers and 11 RBI...a consistent hitter all year long Terry hit .280 before the break and .277 after...came into the year a career .466 hitter (27 for 58) with the bases loaded but in 1992 finished 1 for 14 with the sacks full...in addition to his catching duties also saw service at first base (5 games, 1 start).

**CAREER: 1983**—taken in the 9th round of the 1983 draft...reported to Medford of the Northwest (Rookie) League and hit .315 with 6 home runs and 38 RBIs

in 62 games. **1984**—spent the whole season at Class-A Madison and hit .295 with 11 homers and 79 RBIs. **1985**—moved up to Double-A Huntsville and hit .274 with 9 home runs and 71 RBIs...used primarily as a DH, but did see action behind the plate, at first, third and the outfield. **1986**—blossomed into a top A's prospect with a truly exceptional 1986 campaign at Huntsville...hit .325 with 33 doubles, 24 home runs, 132 RBIs, 94 walks and 13 game winning RBIs...led the team in total bases (274), doubles, home runs and GWRBIs...voted the Southern League Most Valuable Player as well as the All-Star Game MVP...hit .372 in April, .368 in May, .258 in June, .318 in July and .317 in August...boasted a .543 slugging percentage...had 46 multiple-hit games and four 5-RBI games...was called up to Oakland on September 12th and hit .333 with 2 home runs in six games...homered in his first major league at-bat, September 12th, at Cleveland off Greg Swindell. **1987**—finished at .284 on the year with 16 homers and 56 RBIs...the A's starter behind the plate for 96 of the 162 games on the schedule (59%)...tossed out 32 of 67 on the bases for a 47% success ratio...Terry was also one of the top hitters on the club in the clutch, hitting .321 with men on the bases and .296 with men in scoring position...first 4-hit game of his career came May 30th in Yankee Stadium...first 2-homer game of career June 13th in Texas...added a then career-high five RBIs in that game...was manager La Russa's top pinch hitter with 4 hits in 7 trips to the plate including 2 homers and 4 RBIs. **1988**—was the Most Valuable Player of the 1988 All-Star game...voted into the All-Star game as the starting catcher by the fans, Steinbach responded by hitting a home run off N.L. starter Dwight Gooden, and followed that with a sacrifice fly to give the A.L. all the runs they would need...May 6th he was sidelined when he was injured in a freak accident...was struck by a thrown ball as he was leaving the batting cage and suffered a fractured orbital bone around the left eye...was placed on the 15-day DL the next day and didn't return until 22 games later (June 1st)...on June 5th was involved in a home plate collision with Kirby Puckett that limited his playing time over the next few weeks...first career grand slam July 2nd off Flanagan in Toronto...had a solid post season...started Games 1 and 4 of the ALCS and was 1 for 4 with 2 walks...also appeared in 2 games in the World Series...was 3 for 7 (.429) with a double to lead the A's offensively. **1989**—starting catcher in the All-Star Game for the second consecutive season...had an excellent first half of the year but fell off in the second half....hit .322 prior to the break but just .205 after...started 8 of the A's 9 post-season games...topped the club with 7 RBI's in the Series...3-run homer in game #2 off Reuschel put the game away...for the year tossed out 19 of 48 (40%) on the bases...closed out the year strong, throwing out 8 of the last 12. **1990**—was the A's starting catcher for 77 games which was the most on the club...the A's were 47-30 in Terry's 77 starts...finished with a career low average (.251) but had a then career best 57 RBI's...had phenomenal success with the bases loaded...Terry 11 for 19 (.579) with the sacks full...with 3 doubles, a homer and 25 RBI's...tossed out 16 of 61 (26%) on the bases...highlight of his season came June 29th in Toronto when he caught Dave Stewart's no-hitter vs. the Jays...first no-hitter ever caught by Terry...caught 3 of the A's 4 ALCS games and was the top hitter on the club with a .455 average (5 for 11)...added an RBI...had 3 hits in game #1...started 2 of the 4 games in the Series and appeared once defensively. **1991**—the A's starting catcher for 108 games in 1991 and the club was 54-54 with Terry as the starter behind the plate...Steinbach's 125 hits, 31 doubles and 67 RBI's were career bests and he tossed out 31 of 100 on the bases for a 31% success rate with base thieves...in addition to his catching duties Terry also made six starts at first base...was also excellent in the pinch-hitter role with 4 hits in 7 at-bats.

**PERSONAL/MISCELLANEOUS:** Graduated from New Ulm Senior High in 1980...attended University of Minnesota for three years...Terry was named 1992 National American Legion "Graduate of the Year"...the annual award is presented to a player who played American Legion Baseball and best exempli-

#### DID YOU KNOW...

That only two men in the Oakland Athletics' history have belted homers in their first major league at-bat...they are Joe Keough (August 7, 1968 at New York) and Terry Steinbach (September 12, 1986 at Cleveland).

## STEINBACH, cont.

fies the principles and purposes of the program....enjoys ice hockey...is New Ulm High School's all-time leading scorer in ice hockey...Terry and his wife, Mary, have one daughter, Jill (10-14-87), and one son, Lucas (10-29-90)...the Steinbach's reside in Plymouth, Minnesota during the off-season.

## LIFETIME PLAYING RECORD

Year	Club	AVG.	G	AB	R	H	2B	3B	HR	RBI	BB	SO	SB	CS
1983	Medford	.315	62	219	42	69	16	0	6	38	28	22	8	3
1984	Madison	.295	135	474	57	140	24	6	11	79	49	59	5	1
1985	Huntsville	.272	128	456	64	124	31	3	9	72	45	36	4	2
1986	Huntsville	.325	138	505	113	164	33	2	24	132	94	74	10	9
	OAKLAND	.333	6	15	3	5	0	0	2	4	1	0	0	0
1987	OAKLAND	.284	122	391	66	111	16	3	16	56	32	66	1	2
1988	OAKLAND	.265	104	351	42	93	19	1	9	51	33	47	3	0
1989	OAKLAND	.273	130	454	37	124	13	1	7	42	30	66	1	2
1990	OAKLAND	.251	114	379	32	95	15	2	9	57	19	66	0	1
1991	OAKLAND	.274	129	456	50	125	31	1	6	67	22	70	2	2
1992	OAKLAND	.279	128	438	48	122	20	1	12	53	45	58	2	3
M.L. Totals		.272	733	2484	278	675	114	9	61	330	182	373	9	10

**CAREER TRANSACTIONS:** 1980 -- Selected by the Cleveland Indians in 16th round of free-agent draft, June 3. 1983 -- Selected by the Oakland Athletics in 9th round of free-agent draft, June 6. 1988 -- On disabled list, May 6 to June 1, 1988. 1990 -- On disabled list, July 3 to July 28. 1992 -- On disabled list, April 10 to 25. Granted free agency, October 26; re-signed, December 14.

## LEAGUE CHAMPIONSHIP SERIES RECORD

Year	Club/Opp.	AVG.	G	AB	R	H	2B	3B	HR	RBI	BB	SO	SB	CS
1988	OAK vs. BOS	.250	2	4	0	1	0	0	0	0	2	0	0	0
1989	OAK vs. TOR	.200	4	15	0	3	0	0	0	1	1	5	0	0
1990	OAK vs. BOS	.455	3	11	2	5	0	0	0	1	1	2	0	1
1992	OAK vs. TOR	.292	6	24	1	7	0	0	1	5	2	7	0	0
Totals		.296	15	54	3	16	0	0	1	7	6	14	0	1

## WORLD SERIES RECORD

Year	Club/Opp.	AVG.	G	AB	R	H	2B	3B	HR	RBI	BB	SO	SB	CS
1988	OAK vs. L.A.	.364	3	11	0	4	1	0	0	0	0	2	0	0
1989	OAK vs. S.F.	.250	4	16	3	4	0	1	1	7	2	1	0	0
1990	OAK vs. CIN	.125	3	8	0	1	0	0	0	0	0	1	0	0
Totals		.257	10	35	3	9	1	1	1	7	2	4	0	0

## A's 1993 BIRTHDAY CALENDAR

### JANUARY

8th David Zancanaro 24  
21st Johnny Guzman 22

### FEBRUARY

3rd Jerry Browne 27

### MARCH

2nd Terry Steinbach 31  
9th Vince Horsman 26  
14th Dave McKay 43  
25th Eric Helfand 24  
26th Kevin Seitzer 31  
28th Craig Paquette 24

### MAY

11th Bobby Witt 29  
18th Scott Baker 23

### JUNE

3rd Islay Molina 22  
28th Todd Revenig 24  
29th Rick Honeycutt 39

### JULY

21st Dave Henderson 35  
21st Mike Bordick 28  
23rd Henry Mercedes 24  
26th Mike Mohler 25

### AUGUST

5th Marcos Armas 24  
15th Tommie Reynolds 52  
15th Scott Brosius 27  
16th Curtis Shaw 24  
19th Ron Darling 33  
21st Shawn Hillegas 29

### SEPTEMBER

14th Troy Neel 28  
26th Dave Duncan 48

### OCTOBER

1st Mark McGwire 30  
3rd Dennis Eckersley 39  
4th Tony La Russa 49  
4th Joe Boever 33  
6th Ruben Sierra 28  
12th Tanyon Sturtze 23  
25th Kelly Downs 33  
26th Scott Lydy 25

### NOVEMBER

3rd Bob Welch 37  
22nd Greg Luzinski 43

### DECEMBER

6th Lance Blankenship 30  
9th Todd Van Poppel 22  
19th Art Kusnyer 48  
19th Joe Slusarski 27  
24th Kirt Ojala 25  
25th Rickey Henderson 35  
26th Storm Davis 32

## ALL-STAR GAME RECORD

Year	Club/Site	AVG.	G	AB	R	H	2B	3B	HR	RBI	BB	SO	SB	CS
1988	A.L./Cin.	1.000	1	1	1	1	0	0	1	2	0	0	0	0
1989	A.L./Cal.	.333	1	3	0	1	0	0	0	0	0	0	0	0
<b>Totals</b>		<b>.500</b>	<b>2</b>	<b>4</b>	<b>1</b>	<b>2</b>	<b>0</b>	<b>0</b>	<b>1</b>	<b>2</b>	<b>0</b>	<b>0</b>	<b>0</b>	<b>0</b>

## VS. AL 1992 AND CAREER

1992 AVG.	AB	H	HR	RBI	CAREER vs. TEAM	AVG.	AB	H	HR	RBI
.213	47	10	1	3	BALTIMORE	.274	175	48	2	18
.275	40	11	3	12	BOSTON	.257	171	44	10	28
.379	29	11	1	5	CALIFORNIA	.321	196	63	5	33
.219	32	7	0	0	CHICAGO	.229	205	47	1	11
.359	39	14	1	2	CLEVELAND	.303	198	60	6	24
.182	33	6	0	1	DETROIT	.264	182	48	6	22
.185	27	5	0	3	KANSAS CITY	.266	203	54	1	20
.292	24	7	1	1	MILWAUKEE	.329	170	56	5	26
.439	41	18	2	11	MINNESOTA	.284	225	64	7	34
.280	25	7	0	3	NEW YORK	.283	191	54	3	29
.389	36	14	1	3	SEATTLE	.260	208	54	2	29
.200	20	4	1	5	TEXAS	.222	189	42	8	32
.178	45	8	1	4	TORONTO	.240	171	41	5	24
.280	218	61	8	23	BEFORE ASB	.274	1273	349	34	159
.277	220	61	4	30	AFTER ASB	.269	1211	326	27	171
.229	214	49	3	19	HOME	.262	1185	310	24	149
.326	224	73	9	34	AWAY	.281	1299	365	37	181
.300	110	33	5	18	vs. LEFT	.289	774	224	23	103
.271	328	89	7	35	vs. RIGHT	.264	1710	451	38	227
.253	154	39	2	14	DAY	.286	914	261	20	130
.292	284	83	10	39	NIGHT	.264	1570	414	41	200
.250	24	6	1	2	APRIL	.252	313	79	6	40
.241	79	19	2	5	MAY	.286	374	107	11	46
.313	80	25	4	14	JUNE	.279	441	123	13	53
.353	85	30	2	15	JULY	.311	415	129	10	66
.234	94	22	3	11	AUGUST	.246	471	116	8	58
.263	76	20	0	6	SEPT/OCT	.257	470	121	13	67

## MAJOR LEAGUE FIELDING STATS

## CATCHER

YEAR	PCT.	G	PO	A	E	TC	DP	PB
1986	.962	5	21	4	1	26	1	0
1987	.986	107	640	40	10	690	6	14
1988	.983	84	484	48	9	541	5	6
1989	.985	103	529	43	9	581	6	9
1990	.988	83	396	31	5	432	1	6
1991	.980	117	594	48	13	655	7	6
1992	.985	124	580	69	10	659	6	7
<b>Totals</b>	<b>.984</b>	<b>523</b>	<b>3244</b>	<b>283</b>	<b>57</b>	<b>3584</b>	<b>32</b>	<b>48</b>

## FIRST BASE

YEAR	PCT.	G	PO	A	E	TC	DP
1987	1.000	1	1	0	0	1	0
1988	1.000	8	48	1	0	49	4
1989	.983	10	55	3	1	59	7
1990	1.000	3	5	0	0	5	0
1991	.962	9	45	5	2	52	4
1992	1.000	5	18	3	0	21	4
<b>Totals</b>	<b>.984</b>	<b>36</b>	<b>172</b>	<b>12</b>	<b>3</b>	<b>187</b>	<b>19</b>

## THIRD BASE

YEAR	PCT.	G	PO	A	E	TC	DP
1987	1.000	10	1	4	0	5	0
1988	1.000	9	3	9	0	12	1
1989	1.000	3	2	1	0	3	1
<b>Totals</b>	<b>1.000</b>	<b>22</b>	<b>6</b>	<b>14</b>	<b>0</b>	<b>20</b>	<b>2</b>

## OUTFIELD

YEAR	PCT.	G	PO	A	E	TC	DP
1988	1.000	1	1	0	0	1	0
1989	.963	14	26	0	1	27	0
<b>Totals</b>	<b>.964</b>	<b>15</b>	<b>27</b>	<b>0</b>	<b>1</b>	<b>28</b>	<b>0</b>

## STEINBACH'S BEST

## SEASON

AVG: .284 (1987)

H: 125 (1991)

HR: 16 (1987)

RBI: 67 (1991)

SB: 3 (1988)

LONGEST HIT STREAK: 15 games, 4/15-5/8, 1989

CAREER GRAND SLAMS: 3, 6/20/90 at Detroit; 7/16/89 at Toronto; 7/2/88 at Toronto

## GAME

H: 4 (eight times), last time: 7/28/92 at Minnesota

HR: 2, 6/13/87 at Texas

RBI: 6, 6/20/90 at Detroit



**Tanyon James Sturtze**  
**1993 Opening Day Age:** 22  
**Born:** Worcester, Massachusetts, October 12, 1970  
**Bats:** Right      **Throws:** Right  
**Height:** 6-5      **Weight:** 190  
**Major League Service:** None  
**Obtained:** Oakland's 23rd round selection in the June, 1990 free agent draft.  
**Contract Status:** First year of a one-year contract through 1993.

**1992 HIGHLIGHTS**—A member of the Modesto starting rotation all season...on Modesto's staff only Curtis Shaw started more games, pitched more innings and struck out more hitters than Sturtze...was 1-2 with a 4.70 ERA after his first three starts where Tanyon allowed 8 earned runs over 15.1 innings...then won 4 of his next 6 decisions, allowing just 8 earned runs in 47.2 innings to lower his ERA to season low 2.30 on June 4th...top month of the season was May when he went 3-2 with a 2.04 ERA in six starts...added 37 strikeouts in 35.1 innings...named to the California League's All-Star squad in June...lost 5 straight decisions June 9th through July 24th...finished up the season 2-2 over his last 6 starts with a 3.29 ERA over the stretch (41.0 IP, 15 ER)...final season ERA of 3.75 was the 12th best in the Cal League.

**CAREER: 1990**—selected by A's in the 23rd round of the June draft ...was just 19 years-old when the A's signed him to a pro contract...reported to Scottsdale of the Arizona League and went 2-5 in 12 games, 10 starts. **1991**—moved up to Madison and won 10 games to finish second on the staff...led the team with 27 starts and 163.0 innings.

**PERSONAL/MISCELLANEOUS:** Last name rhymes with Hertz...graduate of St. Peter Marian High School (Worcester, Mass) in 1988...drafted after his freshman year at Quinsigamond City College (Worcester) and signed by A's scout J.P. Ricciardi...Tanyon is single and resides in Worcester, Massachusetts during the winter.

#### LIFETIME PITCHING RECORD

Year	Club	W	L	ERA	G	GS	CG	SHO	SV	IP	H	R	ER	BB	SO
1990	Scottsdale	2	5	5.44	12	10	0	0	0	48.0	55	41	29	26	30
1991	Madison	10	5	3.09	27	27	0	0	0	163.0	136	77	56	58	88
1992	Modesto	7	11	3.75	25	25	1	0	0	151.0	143	72	63	78	126

**CAREER TRANSACTIONS:** 1990 -- Selected by the Oakland Athletics organization in the 23rd round of the free-agent draft, June 4.



**Todd Matthew Van Poppel**  
**1993 Opening Day Age:** 21  
**Born:** Hinsdale, Illinois, December 9, 1971  
**Bats:** Right      **Throws:** Right  
**Height:** 6-5      **Weight:** 210  
**Major League Service:** 32 days  
**Obtained:** Selected by the Oakland A's with Milwaukee's 1st round selection (compensation for the signing of free agent Dave Parker, 14th selection overall), in the June, 1990 free agent draft.  
**Contract Status:** First year of a one-year contract through 1993.

**1992 HIGHLIGHTS**—Third pro season for the righthander was interrupted by a right shoulder problem...made 9 starts at Tacoma before he was shut down

for the season following a start May 24th...it was diagnosed as a strained right shoulder and Todd spent the rest of the year strengthening and stretching the shoulder at the A's Scottsdale, Arizona complex...spent his two months at Tacoma pitching out of the starting rotation...won his first 3 decisions and allowed just 5 earned runs over his first 20.0 innings for a 2.25 ERA...walks a problem as Todd walked 16 in the 20.0 inning stretch...suffered his first loss of the year May 3rd but came back to win his fourth and final game of the season May 13th...allowed just 4 earned runs over his last 13.0 innings but after just two-thirds of an inning vs. Portland on May 24th was taken out of the game and later that week was sent to Scottsdale for rehabilitation...allowed just one homer over his 45.1 innings at Tacoma.

**CAREER: 1990**—signed with the Athletics after a brilliant career at Martin High School in Arlington, Texas...as a senior Todd was 11-3 with a 0.97 ERA...had 170 strikeouts and only 34 walks in 101.1 innings...in three varsity seasons was 25-7 with 298 strikeouts in 203.1 innings...after the season was named the National High School Baseball Player of the Year based on his performance both on the mound and in the classroom...academically he maintained a 4.0 grade-point average throughout high school...turned down a full scholarship to the University of Texas to sign with the A's on July 16, 1990...reported to Medford a few days later and made his pro debut with Southern Oregon in the Northwest League on July 22nd...worked 3.2 innings vs. Bend in front of an overflow crowd...walked 3 and struck out 5...went on to make 5 appearances, all starts, at Southern Oregon before moving up to Madison on August 15th...at Southern Oregon was 1-1 with a 1.13 ERA...in 24.0 innings allowed just 10 hits and 3 earned runs while walking 9 and striking out 32...at Madison in 3 games, all starts, was 2-1 with a 3.95 ERA...walked 10 and struck out 17 in 13.2 innings...in addition he also lost one start in the Midwest League playoffs...so for his first season of pro baseball he was a combined 3-2 with a 2.15 ERA in 8 games...in 37.2 innings he allowed 18 hits and 9 earned runs while walking 19 and striking out 49. **1991**—in his first full professional season the 19 year-old spent the year at Double-A Huntsville before he made his major league debut in September...in the process Todd became just the fourth teenager to ever start a game for the Oakland Athletics...the first since Tim Conroy in 1978...called up by the A's September 5th and made just one appearance, a start vs. Chicago at the Coliseum September 11th...struck out 5 of the first 6 hitters he faced but White Sox then reached him for five runs in the fifth including a 2-run homer by Fisk.

**PERSONAL/MISCELLANEOUS:** Todd is single and lives in Arlington, Texas...models himself after the work ethic of the Texas Rangers' Nolan Ryan...earned the Walter A. Haas Community Service Award for his charitable work in Huntsville during the 1991 season.

#### LIFETIME PITCHING RECORD

Year	Club	W	L	ERA	G	GS	CG	SHO	SV	IP	H	R	ER	BB	SO
1990	Southern Oregon	1	1	1.13	5	5	0	0	0	24.0	10	5	3	9	32
	Madison	2	1	3.95	3	3	0	0	0	13.2	8	11	6	10	17
1991	Huntsville	6	13	3.47	24	24	1	1	0	132.1	118	69	51	90	115
	OAKLAND	0	0	9.64	1	1	0	0	0	4.2	7	5	5	2	6
1992	Tacoma	4	2	3.97	9	9	0	0	0	45.1	44	22	20	35	29
	M.L. Totals	0	0	9.64	1	1	0	0	0	4.2	7	5	5	2	6

**CAREER TRANSACTIONS:** 1990 -- Selected by the Oakland Athletics organization in 1st round (14th pick overall) of free-agent draft, June 4.

#### YOUNGEST A's PITCHERS TO START A GAME

When Todd Van Poppel started against the Chicago White Sox on September 11, 1991, he became the fourth A's teenage pitcher to start a game at the age of 19 years, 276 days. The other three were Tim Conroy (18 years, 81 days), Mike Morgan (18 years, 246 days) and Vida Blue (19 years, 357 days).

PITCHER	DATE	OPPONENT	SCORE	DEC	IP	H	R	ER	BB	SO
Tim Conroy	6/23/78	at Kansas City	5-4	-	3.1	2	2	1	5	1
Mike Morgan	6/11/78	Baltimore	0-3	L	9.0	10	3	2	5	0
Todd Van Poppel	9/11/91	Chicago	6-5	-	4.2	7	5	5	2	6
Vida Blue	7/20/69	at California	3-7	L	5.1	6	5	3	1	1

VAN POPPEL, cont.

VS. AL 1992 AND CAREER

1992	ERA	W	L	SV	G	IP	H	ER	CAREER vs. TEAM	ERA	W	L	SV	G	IP	H	ER
---	0.0	0	0	0	0	0.0	0	0	CHICAGO	9.64	0	0	0	1	4.2	7	5
---	0.0	0	0	0	0	0.0	0	0	BEFORE ASB	---	0	0	0	0	0.0	0	0
---	0.0	0	0	0	0	0.0	0	0	AFTER ASB	9.64	0	0	0	1	4.2	7	5
---	0.0	0	0	0	0	0.0	0	0	HOME	9.64	0	0	0	1	4.2	7	5
---	0.0	0	0	0	0	0.0	0	0	AWAY	---	0	0	0	0	0.0	0	0
---	0.0	0	0	0	0	0.0	0	0	DAY	9.64	0	0	0	1	4.2	7	5
---	0.0	0	0	0	0	0.0	0	0	NIGHT	---	0	0	0	0	0.0	0	0
---	0.0	0	0	0	0	0.0	0	0	SEPT/OCT	9.64	0	0	0	1	4.2	7	5

MAJOR LEAGUE FIELDING STATS

PITCHER

YEAR	PCT.	G	PO	A	E	TC	DP
1991	1.000	1	0	1	0	1	0
Totals	1.000	1	0	1	0	1	0

VAN POPPEL'S BEST

SEASON

W: --

SV: --

CG: --

ERA: 9.64 (1991)

G: 1 (1991)

IP: 4.2 (1991)

SO: 6 (1991)

LONGEST WINNING STREAK: --

LONGEST LOSING STREAK: --

GAME

LOW HIT CG: --

IP: 4.2, 9/11/91 vs. Chicago

SO: 6, 9/11/91 vs. Chicago

35

BOB WELCH

RHP



Robert Lynn Welch

1993 Opening Day Age: 36

Born: Detroit, Michigan, November 3, 1956

Bats: Right Throws: Right

Height: 6-3 Weight: 198

Major League Service: 14 years, 106 days

Obtained: Acquired with Matt Young from the Los Angeles Dodgers in a three team trade that included the New York Mets, with Los Angeles receiving Alfredo Griffin and Jay Howell from Oakland and Jesse Orosco from New York and the Mets receiving Wally Whitehurst and Kevin Tapani from Oakland and Jack Savage from Los Angeles, December 11, 1987.

Contract Status: Third year of a four-year contract through 1994.

**1992 HIGHLIGHTS**—Despite several injuries and three different stints on the disabled list that limited Bob to just 20 starts, he still managed to win 10 or more games for the sixth consecutive season and for the eleventh time in his career...made one start in the ALCS vs. Toronto and picked up a no decision in game #4 despite leaving in the 8th inning with a five run lead...20 appearances on the season the lowest total of his career as Welch opened the year on the DL after just two spring training appearances...his ailments in spring training consisted of right shoulder tendinitis, a strained back and a sore left knee...was placed on the active roster May 2nd after missing 23 games and started that night in Detroit...then after making five starts left knee problems again flared up in a start May 26th and Bob went back on the DL May 27th...missed 15 more games before returning to the active roster June 14th...concluded the first half of the season with a 4 game winning streak where he allowed just 6 earned runs in 28.2 innings (1.88 ERA)...then after 5 starts in the second half went on the DL for a third time August 8th after experiencing right elbow pain as he warmed up for a start in Oakland August 12th...on his third return trip was 1-2 and allowed 10 earned runs in 19.1 innings...picked up his 199th career win at Chicago

September 24th as he bested 20 game-winner Jack McDowell...but in his final start of the regular season was denied his 200th victory by the Rangers...as usual Welch was very effective at the Coliseum finishing the year 4-3 with a 2.94 ERA (52.0 IP, 17 ER) at home...since 1988, in 80 starts at the Coliseum Bob is 49-18 (.731 winning percentage) with a 2.75 ERA (547.1 IP, 167 ER)...in 79 road starts with the Athletics is 35-25 with a 4.36 ERA (488.2 IP, 237 ER)...in 1992 was 7-4, 3.52 ERA (71.2 IP, 28 ER) in 11 road starts...Welch worked 6.0 or more innings in 14 of his 20 starts and allowed 3 or fewer earned runs in 14 of his 20 outings...the A's were 13-7 in Bob's 20 starts...Welch with 84 wins as a member of the A's...only Hunter (131), Blue (124) and Stewart (116) have more wins in an Oakland uniform.

**CAREER: 1977**—selected by Los Angeles in the 1st round (21st player picked) of the June free agent draft...went straight to AA San Antonio, where he was 4-5 with a 4.46 ERA...earned John Carey Award as most improved Dodger player in 1977 fall Arizona Instructional League with a 5-1 record, 1.71 ERA and 45 strikeouts in 47 innings. **1978**—started the season at AAA Albuquerque...went 5-1 with a 3.78 ERA in 11 games...recalled to Los Angeles on 6/19 at age of 21...in four days, had a win and a save...replaced Rick Rhoden in starting rotation on 8/5 and shut out the Giants, 2-0...was the winning pitcher when the Dodgers clinched the division title, shutting out the Padres 4-0 on 9/24...struck out Reggie Jackson to save Game 2 in one of the most memorable moments in World Series history. **1979**—developed sore arm in May after being pressed into bullpen service and contributing two wins and four saves...made only six appearances during the next 3 months, losing 5. **1980**—won six consecutive decisions from 4/30 to 6/3 and 9 of first 12 to win spot on N.L. All-Star team. **1981**—was a big question mark during spring training due to a bone spur in his right elbow...used rest and medication to ease problem and finished strong, winning last 4 decisions...worked out of bullpen during post-season, except for one start...started game 4 of the World Series but failed to record an out in game that Dodgers eventually won. **1982**—won 16 games and was involved in 6 one-run games in which he had no decision...played right and left field in wild 21-inning game at Chicago 8/17-18...co-authored book "5 O'Clock Comes Early, A Young Man's Battle with Alcoholism" with New York Times' George Vecsey, detailing his struggle to keep his career on track. **1983**—tied Fernando Valenzuela for most wins on staff with 15, one shy of his career high at the time and tied for fifth in the league...third in the league in ERA with a 2.65 mark, a then-career best...also seventh in strikeouts and eighth in Cy Young balloting...pitched second career one-hitter 6/1 vs. Philadelphia (Von Hayes 4th inning single the only hit)...plagued by bursitis in left hip last three starts of regular season. **1984**—led staff in wins but his ERA hit highest point since 1979...sidelined from 8/30 to 9/17 with sore shoulder...had shutout string of 22 innings in late July and early August after being removed from rotation briefly due to problems with pitching mechanics. **1985**—pitched only once prior to June 5 due to sprained ligament in right elbow...finished in fine fashion, winning five of last six decisions,

#### OAKLAND 20-GAME WINNERS

Pitcher	Year	Record	Pct.	ERA	IP
Vida Blue	1971	24-8	.750	1.82*	312
Jim Hunter	1971	21-11	.656	2.96	274
Jim Hunter	1972	21-4	.750*	2.04	295
Vida Blue	1973	20-9	.690	3.20	263.2
Ken Holtzman	1973	21-13	.618	2.97	297.1
Jim Hunter	1973	21-5	.808*	3.34	256
Jim Hunter	1974	25-12*	.676	2.49*	318
Vida Blue	1975	22-11	.667	3.01	270
Mike Norris	1980	22-9	.710	2.63	284
Dave Stewart	1987	20-13**	.606	3.68	261.1
Dave Stewart	1988	21-12	.636	3.23	275.2**
Dave Stewart	1989	21-9	.700	3.32	257.2
BOB WELCH	1990	27-6*	.818*	2.95	238.0
Dave Stewart	1990	22-11	.667	2.56	267.0*

\* Led league

\*\* Tied for league lead

after having longest winning streak of his career (8, since surpassed) snapped August 25 and losing 2 in a row...won 13 of last 16 decisions...finished fifth in ERA race at 2.31 and in winning percentage (.778), tied for seventh in shutouts (3) and tied for ninth in complete games (8). **1986**—his 7-13 record hardly tells story of season...ranked 3rd in league with 3 shutouts and 8th in league with 7 complete games...struck out 183 batters, then a career high, and placed 8th in league...183-55 strikeouts-to-walks ratio was best on Dodger staff...18 of his 33 starts were decided by one run, including 5 losses and 11 no decisions...team scored a total of 21 runs in his 13 losses, including 3 shutouts...had a great April, going 3-1 with a 1.44 ERA...recorded 1000th career strikeout on 6/22 vs. San Diego (Garry Templeton)...won 100th game on 9/8 vs. Atlanta. **1987**—tied for the National League lead in shutouts (4), was second in innings pitched (251.2), and third in strikeouts (196)...tied for fifth in wins (15), was sixth in ERA (3.22) and tied for seventh in complete games (6)...reached the 8th inning in 29 of his 35 starts...Dodgers were 22-13 in Bob's 35 starts...had a career high stretch of 23 consecutive scoreless innings, beginning on April 24...in the 9 games he lost, the Dodgers scored a total of 15 runs...finished season and Dodger career with a 1-hitter vs. San Francisco on October 1...was his third career 1-hitter. **1988**—first AL season and set a new career high (since surpassed) with 17 victories...recorded seven consecutive wins April 24-May 25th and reached the All-Star break with 10 victories for the first time in his career...in start at Baltimore August 18th was touched for 9 earned runs, a career high for Bob...much better pitcher at home than on the road...was 13-4 with a 2.56 ERA at the Coliseum...on the road finished up 4-5 with a 5.29 ERA...post-season woes continued in playoffs...started Game 3 vs. Boston and allowed 5 earned runs in 1.2 innings...got no decision in A's win...bounced back vs. his former club, the Dodgers, in the World Series...started Game 3 and allowed just 1 earned run over 5.0 innings...added 8 strikeouts but again had no decision in an A's win, the A's only victory in the 1988 Fall Classic. **1989**—for the second consecutive year won 17 games...worked 200 or more innings for the seventh time, fourth consecutive season...finished third on the staff in innings (209.2), strikeouts (137), and starts (33) despite missing 14 games in June with a strained left groin...made just one post season appearance and start...was the winner in game #4 at Toronto...his first ever post season victory in a starting role...did not pitch in the Series...was the A's scheduled starter for game #3 at Candlestick but during his warm-up the tragic earthquake struck the Bay Area and by the time the Series was resumed, 11 days later, Stewart was given the start...strained his groin June 12th covering first base at Kansas City...missed 14 games before returning June 30th...experienced the highs and lows of life on July 28th...it was only hours after Bob witnessed the birth of his first child (Dylan) that he learned his mother had passed away...Welch made his scheduled start that night and had no decision prior to leaving for his mother's funeral...was named AL Pitcher of the Week August 21-27th when he went 2-0 and did not allow a run over 16.0 innings. **1990**—earned the American League Cy Young Award with one of the top seasons ever recorded...not only was Bob a 20 game winner for the first time in his career but he also topped the major leagues in wins with 27...the most by anyone since Carlton won 27 for Philadelphia in 1972...and the most by an American League pitcher since McClain won 31 in 1968 for Detroit...recorded one win in two post season starts...started one game in both the ALCS vs. Boston and in the Series vs. Cincinnati...won game #2 of the ALCS in Fenway...went 7.1 innings and allowed just 1 earned run winning 4-1...the 1990 ALCS was Bob's seventh championship series...which set a championship series record for most league championships pitched in...in the World Series he picked up no decision in game #2 at Riverfront Stadium...despite leaving with a 4-3 lead with 1 out in the 8th inning...in the Cy Young balloting received 15 of a possible 28 first place votes...was named on 27 of the 28 ballots cast...for the season combined with Stewart to win 49 games...the most by two teammates since Koufax and Drysdale won 49 for the 1965 Dodgers...recorded his 20th victory August 17th vs. Baltimore...the earliest any pitcher has won 20 since Wilbur Wood in 1973...when Welch won his 26th game in Kansas City September 26th he set a new Oakland season standard...Hall of Famer Catfish Hunter held the old record with 25 in his Cy Young season of 1974...Welch added his 27th victory in his last start of the season...he was the first pitcher to go 20

games over .500 since Clemens was 24-4 in 1986...Welch only the 11th pitcher since 1942 to win 20 more games than he lost...finished tied for second in the AL in starts (35) and was third in innings pitched (238.0)...earned the start for the American League at the All-Star Game in Chicago...Bob's second All-Star appearance, first in 10 years, pitched 2.0 scoreless innings...the A's were 29-6 in Bob's 35 starts...for the fifth consecutive season worked 200.0 or more innings. **1991**—finished with a sub .500 record for the first time in five years...ERA moved up more than a run and a half from the previous season and in the major leagues only teammate Dave Stewart allowed more earned runs...for the year the A's scored 26 runs in Bob's 13 losses and were shutout four times...his record dipped below .500 on the year by losing five of his last six and seven of his last nine decisions...snapped the longest losing streak of his A's career at four with a win over Kansas City on September 25th...prior to the streak had not lost more than two straight while pitching for the A's...passed the 200.0 inning mark for the sixth consecutive season, the ninth time in his career...Bob won 10 games for the fifth consecutive season and for the tenth time in his career...had nine no decisions after recording two in all of 1990 (35 starts)...hit a club record 11 batters.

**PERSONAL/MISCELLANEOUS:** Bob and wife Mary Ellen make their winter home in Scottsdale, Arizona...they have two sons...Dylan (7-29-89) and Riley (9-12-90)...selected one of 10 Outstanding Young Americans by United States Jaycees in 1986...pitched three years for Eastern Michigan University, earning All-America honors as a sophomore...also a two-time All-Mid American Conference choice...was 17-8 in 3 seasons with an ERA of 1.62 and 205 strikeouts...prepped at Hazel Park H.S. in Ferndale, Michigan...is one of the top golfers on the A's...in 1982 co-authored with George Vescey, "Five O'Clock Comes Early, A Young Man's Battle with Alcoholism".

#### LIFETIME PLAYING RECORD

Year	Club	W	L	ERA	G	GS	CG	SHO	SV	IP	H	R	ER	BB	SO
1977	San Antonio	4	5	4.44	14	14	1	1	0	71.0	94	44	35	17	56
1978	Albuquerque	5	1	3.78	11	11	2	0	0	69.0	72	33	29	19	53
	LOS ANGELES	7	4	2.03	23	13	4	3	3	111.1	92	28	25	26	66
1979	LOS ANGELES	5	6	4.00	25	12	1	0	5	81.1	82	42	36	32	64
1980	LOS ANGELES	14	9	3.28	32	32	3	2	0	213.2	190	85	78	79	141
1981	LOS ANGELES	9	5	3.45	23	23	2	1	0	141.1	141	56	54	41	88
1982	LOS ANGELES	16	11	3.36	36	36	9	3	0	235.2	199	94	88	81	176
1983	LOS ANGELES	15	12	2.65	31	31	4	3	0	204.0	164	73	60	72	156
1984	LOS ANGELES	13	13	3.78	31	29	3	1	0	178.2	191	86	75	58	126
1985	LOS ANGELES	14	4	2.31	23	23	8	3	0	167.1	141	49	43	35	96
	Vero Beach	0	0	2.12	3	3	0	0	0	17.0	15	4	4	1	9
1986	LOS ANGELES	7	13	3.28	33	33	7	3	0	235.2	227	95	86	55	183
1987	LOS ANGELES	15	9	3.22	35	35	6	4	0	251.2	204	94	90	86	196
1988	OAKLAND	17	9	3.64	36	36	4	2	0	244.2	237	107	99	81	158
1989	OAKLAND	17	8	3.00	33	33	1	0	0	209.2	191	82	70	78	137
1990	OAKLAND	27	6	2.95	35	35	2	2	0	238.0	214	90	78	77	127
1991	OAKLAND	12	13	4.58	35	35	7	1	0	220.0	220	124	112	91	101
1992	OAKLAND	11	7	3.27	20	20	0	0	0	123.2	114	47	45	43	47
<b>A.L. Totals</b>		<b>84</b>	<b>43</b>	<b>3.51</b>	<b>159</b>	<b>159</b>	<b>14</b>	<b>5</b>	<b>0</b>	<b>1036.0</b>	<b>976</b>	<b>450</b>	<b>404</b>	<b>370</b>	<b>570</b>
<b>N.L. Totals</b>		<b>115</b>	<b>86</b>	<b>3.14</b>	<b>292</b>	<b>267</b>	<b>47</b>	<b>23</b>	<b>8</b>	<b>1820.2</b>	<b>1631</b>	<b>702</b>	<b>635</b>	<b>565</b>	<b>1292</b>
<b>M.L. Totals</b>		<b>199</b>	<b>129</b>	<b>3.27</b>	<b>451</b>	<b>426</b>	<b>61</b>	<b>28</b>	<b>8</b>	<b>2856.2</b>	<b>2607</b>	<b>1152</b>	<b>1039</b>	<b>935</b>	<b>1862</b>

**CAREER TRANSACTIONS:** **1974** -- Selected by the Chicago Cubs in 14th round of free-agent draft, June 5. **1977** -- Selected by the Los Angeles Dodgers in 1st round (20th player selected) of free-agent draft, June 7. **1985** -- On disabled list, April 29 to June 5; included rehabilitation disability assignment to Vero Beach, May 21 to June 5. **1987** -- As part of an eight-player, three-team deal, the New York Mets traded pitcher Jesse Orosco to the Oakland Athletics, December 11. Oakland then traded Orosco along with shortstop Alfredo Griffin and pitcher Jay Howell to the Los Angeles Dodgers for pitchers Bob Welch, Matt Young and Jack Savage. Oakland then traded Savage along with pitchers Wally Whitehurst and Kevin Tapani to New York. **1989** -- On disabled list, June 13 to June 30. **1990** -- Granted free agency, November 5; re-signed by Oakland, December 15. **1992** -- On disabled list, March 28 to May 2. On disabled list, May 27 to June 14. On disabled list, August 8 to September 11.

#### DIVISION SERIES RECORD

Year	Club/Opp.	W	L	ERA	G	GS	CG	SHO	SV	IP	H	R	ER	BB	SO
1981	L.A. vs. HOU	0	0	0.00	1	0	0	0	0	1.0	0	0	0	1	1

**WELCH, cont.**

**LEAGUE CHAMPIONSHIP SERIES RECORD**

Year	Club/Opp.	W	L	ERA	G	GS	CG	SHO	SV	IP	H	R	ER	BB	SO
1978	L.A. vs. PHI	1	0	2.08	1	0	0	0	0	4.1	2	1	1	0	5
1981	L.A. vs. MTL	0	0	5.40	3	0	0	0	1	1.2	2	1	1	0	2
1983	L.A. vs. PHI	0	1	6.75	1	1	0	0	0	1.1	0	2	1	2	0
1985	L.A. vs. ST. L	0	1	6.75	1	1	0	0	0	2.2	5	4	2	6	2
1988	OAK vs. BOS	0	0	27.00	1	1	0	0	0	1.2	6	5	5	2	0
1989	OAK vs. TOR	1	0	3.18	1	1	0	0	0	5.2	8	2	2	1	4
1990	OAK vs. BOS	1	0	1.23	1	1	0	0	0	7.1	6	1	1	3	4
1992	OAK vs. TOR	0	0	2.57	1	1	0	0	0	7.0	7	2	2	1	7
<b>Totals</b>		<b>3</b>	<b>2</b>	<b>4.26</b>	<b>10</b>	<b>6</b>	<b>0</b>	<b>0</b>	<b>1</b>	<b>31.2</b>	<b>36</b>	<b>18</b>	<b>15</b>	<b>15</b>	<b>24</b>

**WORLD SERIES RECORD**

Year	Club/Opp.	W	L	ERA	G	GS	CG	SHO	SV	IP	H	R	ER	BB	SO
1978	L.A. vs. N.Y.	0	1	6.24	3	0	0	0	1	4.1	4	3	3	2	6
1981	L.A. vs. N.Y.	0	0	---	1	1	0	0	0	0.0	3	2	2	1	0
1988	OAK vs. L.A.	0	0	1.80	1	1	0	0	0	5.0	6	1	1	3	8
1989	OAK vs. S.F.	(Eligible-Did not appear)													
1990	OAK vs. CIN	0	0	4.91	1	1	0	0	0	7.1	9	4	4	2	2
<b>Totals</b>		<b>0</b>	<b>1</b>	<b>5.40</b>	<b>6</b>	<b>3</b>	<b>0</b>	<b>0</b>	<b>1</b>	<b>16.2</b>	<b>22</b>	<b>10</b>	<b>10</b>	<b>8</b>	<b>16</b>

**ALL-STAR GAME RECORD**

Year	Club/Site	W	L	ERA	G	GS	CG	SHO	SV	IP	H	R	ER	BB	SO
1980	N.L./L.A.	0	0	6.00	1	0	0	0	0	3.0	5	2	2	1	4
1990	A.L./Chi. (N)	0	0	0.00	1	1	0	0	0	2.0	1	0	0	0	1
<b>Totals</b>		<b>0</b>	<b>0</b>	<b>3.60</b>	<b>2</b>	<b>1</b>	<b>0</b>	<b>0</b>	<b>0</b>	<b>5.0</b>	<b>6</b>	<b>2</b>	<b>2</b>	<b>1</b>	<b>5</b>

**VS. AL 1992 AND CAREER**

1992		CAREER														
ERA	W	LSV	G	IP	H	ER	vs. TEAM	ERA	W	L	SV	G	IP	H	ER	
2.25	1	0	0	1	8.0	7	2	BALTIMORE	2.99	8	2	0	13	87.1	74	29
---	0	0	0	0	0.0	0	0	BOSTON	3.05	5	4	0	9	62.0	49	21
6.00	0	1	0	1	6.0	4	4	CALIFORNIA	3.47	10	2	0	13	85.2	76	33
0.00	1	0	0	1	5.0	4	0	CHICAGO	3.95	5	3	0	10	66.0	61	29
2.19	1	1	0	2	12.1	14	3	CLEVELAND	2.69	8	3	0	14	97.0	103	29
4.50	1	2	0	3	18.0	19	9	DETROIT	3.74	7	7	0	14	91.1	84	38
2.08	2	0	0	2	13.0	16	3	KANSAS CITY	4.65	8	4	0	16	96.2	110	50
---	0	0	0	0	0.0	0	0	MILWAUKEE	3.25	5	2	0	10	63.2	57	23
1.29	2	0	0	2	14.0	10	2	MINNESOTA	3.87	9	5	0	14	90.2	90	39
6.00	0	1	0	2	12.0	17	8	NEW YORK	3.31	5	1	0	11	73.1	75	27
4.50	1	1	0	3	16.0	12	8	SEATTLE	2.84	5	5	0	14	92.0	74	29
3.75	1	1	0	2	12.0	7	5	TEXAS	3.20	5	1	0	10	56.1	54	20
1.23	1	0	0	1	7.1	4	1	TORONTO	4.50	4	4	0	11	74.0	69	37
2.70	7	4	0	11	73.1	65	22	BEFORE ASB	3.27	104	69	7	238	1500.0	1378	545
4.11	4	3	0	9	50.1	49	23	AFTER ASB	3.28	95	60	1	213	1356.2	1229	494
2.94	4	3	0	9	52.0	45	17	HOME	2.88	112	60	6	228	1489.1	1288	477
3.52	7	4	0	11	71.2	69	28	AWAY	3.70	87	69	2	223	1367.1	1319	562
2.78	3	1	0	6	35.2	26	11	DAY	3.08	72	43	5	155	960.0	880	328
3.48	8	6	0	14	88.0	88	34	NIGHT	3.37	127	86	3	296	1896.2	1727	711
---	0	0	0	0	0.0	0	0	APRIL	2.55	28	15	0	58	394.2	321	112
3.00	2	3	0	5	33.0	31	11	MAY	3.64	32	22	5	77	461.1	436	184
2.70	3	1	0	4	26.2	20	8	JUNE	3.50	34	24	1	77	484.2	465	186
3.69	3	1	0	5	31.2	32	13	JULY	3.52	27	24	2	75	453.0	438	177
2.08	2	0	0	2	13.0	16	3	AUGUST	3.20	41	24	0	77	523.2	479	186
4.66	1	2	0	4	19.1	15	10	SEPT/OCT	3.24	37	20	0	87	539.1	468	194

**MOST VICTORIES LAST 10 YEARS (1983-92)**

Jack Morris	169	Mike Boddicker	130	Orel Hershiser	116
Frank Viola	159	Mark Langston	128	Jimmy Key	116
Roger Clemens	152	Dave Stieb	126	Bill Gullickson	116
Bob Welch	148	Mike Moore	125	Charlie Leibbrandt	115
Dwight Gooden	142	Frank Tanana	120	Nolan Ryan	114
Bruce Hurst	136	Rick Sutcliffe	119	Tom Browning	113
Charlie Hough	133	Bert Blyleven	118	Bret Saberhagen	113
Dave Stewart	133	Ron Darling	117		

## MAJOR LEAGUE FIELDING STATS

### PITCHER

YEAR	PCT.	G	PO	A	E	TC	DP
1978	.947	23	6	12	1	19	0
1979	.769	25	2	8	3	13	3
1980	.976	32	15	26	1	42	3
1981	1.000	23	4	18	0	22	1
1982	.957	36	19	26	2	47	0
1983	.932	31	14	27	3	44	1
1984	.960	31	20	28	2	50	5
1985	.933	23	15	27	3	45	1
1986	.959	33	21	26	2	49	2
1987	1.000	35	25	38	0	63	3
1988	.980	36	16	32	1	49	2
1989	.922	33	26	21	4	51	3
1990	1.000	35	20	31	0	51	2
1991	.957	35	15	29	2	46	1
1992	.947	20	5	13	1	19	1
<b>Totals</b>	<b>.959</b>	<b>451</b>	<b>223</b>	<b>362</b>	<b>25</b>	<b>610</b>	<b>28</b>

## OUTFIELD

YEAR	PCT.	G	PO	A	E	TC	DP
1982	---	1	0	0	0	0	0
<b>Totals</b>	<b>---</b>	<b>1</b>	<b>0</b>	<b>0</b>	<b>0</b>	<b>0</b>	<b>0</b>

### WELCH'S BEST

#### SEASON

W: 27 (1990)

SV: 5 (1979)

CG: 9 (1982)

ERA: 2.03 (1978)

G: 36 (1982 & 1988)

IP: 251.2 (1987)

SO: 196 (1987)

LONGEST WINNING STREAK: 10, 5/11-6/30, 1990

LONGEST LOSING STREAK: 5 (two times), last time: 5/11-6/26, 1986

#### GAME

LOW HIT CG: 1 (three times), last time: 10/1/87 vs. San Francisco

IP: 9.2, 4/14/86 at San Diego

SO: 12, 4/14/86 at San Diego

32

**BOBBY WITT**

**RHP**



### Robert Andrew Witt

1993 Opening Day Age: 28

Born: Arlington, Virginia, May 11, 1964

Bats: Right Throws: Right

Height: 6-2 Weight: 205

Major League Service: 6 years, 125 days

Obtained: Acquired from the Texas Rangers with pitcher Jeff Russell, outfielder Ruben Sierra and cash in exchange for outfielder Jose Canseco, August 31, 1992.

Contract Status: Third year of a three-year contract through 1993 with an option for 1994.

**1992 HIGHLIGHTS** — Immediately placed into the A's rotation after he was acquired from Texas in the Canseco trade...made six appearances, all starts for the Athletics...also made one relief appearance with no decision or save in the ALCS vs. the Blue Jays...Bobby got off to a fast start in Oakland as he was 1-0 after his first 3 starts where he allowed just 5 earned runs in 20.0 innings with 18 strikeouts...was not as effective over his final 3 outings as he went 0-1, allowed 13 hits, 7 earned runs and walked 9 in his final 11.2 innings...his one win with the A's was vs. Minnesota in Oakland on September 16th and in addition to completing the A's three game sweep of the Twins the victory snapped the longest losing streak of Witt's career at six...had gone since July 25th without a victory...combined with the A's and Rangers finished the year 10-14 with a 4.29 ERA (193.0 IP, 92 ER) in 31 starts...it was the fourth time in his career he finished with 10 or more wins in a season...on the year finished third on the Rangers staff in wins (9), and innings (161.1 IP) and fourth in strikeouts (100)...struck out 100 or more for the sixth time in his career...Jeff Russell saved 8 of his 10 victories including his one as a member of the A's...finished the first half 8-7 with a 3.79 ERA...was 2-7 in 14 second half starts with a 4.98 ERA (81.1 IP, 45 ER)...the Rangers were 10-15 in Bobby's 25 starts...the A's finished 4-2 when Bobby started...enjoyed pitching at the Coliseum with the A's finishing 1-0 in 4 starts with a 2.16 ERA (25.0 IP, 6 ER).

**CAREER: 1985**—selected by Texas in the 1st round of the June, 1985 free agent draft...third player in the nation...was 0-6 in 11 games at Tulsa in 1985...pitched only once between August 4 and 27 due to a sore arm. **1986**—was second among big league rookies in strikeouts (174) and tied for 4th in wins

(11)...went 4-9, 6.67 in his first 19 starts and 7-0, 3.76 in his final 12 outings beginning July 26...recorded his first pro victory on April 22 at Toronto, the first pitcher to win his first professional game in the majors since the Rangers David Clyde in 1973...led the majors in wild pitches (22), an AL record at the time. **1987**—was second on the staff in strikeouts (160) and third in starts (25), innings (143), and wins (8)...was on the disabled list from May 21-June 20 with a strained right shoulder muscle...held opponents to an A.L. low .219 batting average and 7.17 hits per 9 innings. **1988**—was 0-5 with a 7.68 ERA in six starts when he was optioned to Oklahoma City on May 10...returned on July 7 and was 8-5 with a 2.93 ERA with 12 complete games in 16 starts the rest of the year...was 3-1 with an A.L. low 1.29 ERA in July to earn Rangers' Player of the Month honors...opponents hit just .216, fourth lowest in the league...tied for the M.L. lead in wild pitches (16) and was 4th in AL in walks (101). **1989**—was 2nd on the team in starts (31), innings (194.1) and strikeouts (166), tied for 2nd in wins (12), and was 3rd in complete games (5)...had the highest ERA among major league qualifiers (5.14)...tied for the A.L. lead in earned runs allowed (111)...was 3-0 in April but 9-13 the rest of the way. **1990**—was the Rangers' Pitcher of the Year...led the club in wins (17), complete games (7) and innings (222) and had the lowest ERA among the starters (3.36)...was 2nd in the A.L. in strikeouts...started 3-8 before going 14-2 in his last 19 starts...set a club record for consecutive wins by going 12-0 over 14 starts from June 28-September 6, the majors' longest win streak since 1986...was 5-0 in July to share A.L. Pitcher of the Month honors...walked 10 and struck out 10 against the A's on September 1 at the Coliseum en route to a 3-2 victory...believed to be the fifth time in M.L. history a pitcher has walked 10 and struck out 10 in the same game. **1991**—made just 16 starts because of shoulder and elbow injuries...felt pain in his right shoulder following a start on May 26 at Seattle and was diagnosed with a partial tear of the rotator cuff...no surgery was performed and he was sent to Oklahoma City on rehab on July 22...activated on August 1 and was 0-4 with a 11.52 ERA in seven starts before moving to the bullpen on September 8...underwent arthroscopic surgery to remove a bone spur on September 24.

**PERSONAL/MISCELLANEOUS:** Hobbies include golf and hunting...Bobby and his wife, the former Laurie Capps, were married on November 6, 1987, and have two daughters, Nicole Lynne and Kianna Leigh...pitched for two years at the University of Oklahoma and was 17-6 with a 3.76 ERA and 231 strikeouts in 196.2 innings...was All-American in 1985...was All-Big 8 and led the conference in strikeouts both years...was a member of the U.S. Olympic Team in the summer of 1984...3-0 with a 0.69 ERA and 36 strikeouts in 26 innings...played baseball and football at Canton (MA) HS.

#### LIFETIME PITCHING RECORD

Year	Club	W	L	ERA	G	GS	CG	SHO	SV	IP	H	R	ER	BB	SO
1985	Tulsa	0	6	6.43	11	8	0	0	0	35.0	26	26	25	44	39
1986	TEXAS	11	9	5.48	31	31	0	0	0	157.2	130	104	96	143	174
1987	Oklahoma City	1	0	9.00	1	1	0	0	0	5.0	5	5	5	3	2
	Tulsa	0	1	5.40	1	1	0	0	0	5.0	5	9	3	6	2
	TEXAS	8	10	4.91	26	25	1	0	0	143.0	114	82	78	140	160
1988	Oklahoma City	4	6	4.34	11	11	3	0	0	76.2	69	42	37	47	70
	TEXAS	8	10	3.92	22	22	13	2	0	174.1	134	83	76	101	148
1989	TEXAS	12	13	5.14	31	31	5	1	0	194.1	182	123	111	114	166
1990	TEXAS	17	10	3.36	33	32	7	1	0	222.0	197	98	83	110	221
1991	Oklahoma City	1	1	1.13	2	2	0	0	0	8.0	3	1	1	8	12
	TEXAS	3	7	6.09	17	16	1	1	0	88.2	84	66	60	74	82
1992	TEXAS	9	13	4.46	25	25	0	0	0	161.1	152	87	80	95	100
	OAKLAND	1	1	3.41	6	6	0	0	0	31.2	31	12	12	19	25
<b>M.L. Totals</b>		<b>69</b>	<b>73</b>	<b>4.57</b>	<b>191</b>	<b>188</b>	<b>27</b>	<b>5</b>	<b>0</b>	<b>1173.0</b>	<b>1024</b>	<b>655</b>	<b>596</b>	<b>796</b>	<b>1076</b>

**CAREER TRANSACTIONS:** **1982** -- Selected by the Cincinnati Reds organization in 7th round of free-agent draft, June 7. **1985** -- Selected by the Texas Rangers organization in 1st round (third pick overall) of free-agent draft, June 3. **1987** -- On disabled list, May 21 to June 20; included rehabilitation disability assignment to Oklahoma City, June 7 to 12, and Tulsa, June 13. **1991** -- On disabled list May 27 to July 31; included rehabilitation disability assignment to Oklahoma City, July 22 to 29. **1992** -- Traded with outfielder Ruben Sierra, pitcher Jeff Russell and cash to the Oakland Athletics in exchange for outfielder Jose Canseco, August 31.

## LEAGUE CHAMPIONSHIP SERIES

Year	Club/Opp.	W	L	ERA	G	GS	CG	SHO	SV	IP	H	R	ER	BB	SO
1992	OAK vs. TOR	0	0	18.00	1	0	0	0	0	1.0	2	2	2	1	1

## VS. AL 1992 AND CAREER

1992		CAREER														
ERA	W	L	SV	G	IP	H	ER	vs. TEAM	ERA	W	L	SV	G	IP	H	ER
5.25	1	1	0	2	12.0	12	7	BALTIMORE	5.19	5	7	0	13	76.1	75	44
1.29	2	0	0	3	21.0	19	3	BOSTON	3.55	4	3	0	15	96.1	91	38
4.40	1	1	0	2	14.1	14	7	CALIFORNIA	4.26	4	6	0	12	76.0	76	36
5.63	2	2	0	4	24.0	21	15	CHICAGO	5.70	8	7	0	16	90.0	91	57
5.68	0	2	0	2	12.2	16	8	CLEVELAND	4.92	5	9	0	17	100.2	93	55
6.94	0	2	0	2	11.2	11	9	DETROIT	4.91	3	8	0	15	102.2	76	56
2.25	1	0	0	1	8.0	8	2	KANSAS CITY	4.02	6	5	0	13	85.0	58	38
2.05	0	0	0	4	22.0	16	5	MILWAUKEE	3.62	8	5	0	23	136.2	110	55
5.19	2	2	0	4	26.0	31	15	MINNESOTA	3.34	11	4	0	18	129.1	97	48
4.50	1	0	0	2	10.0	11	5	NEW YORK	6.01	4	7	0	13	70.1	64	47
2.57	0	0	0	1	7.0	5	2	SEATTLE	4.96	3	2	0	10	61.2	63	34
---	0	0	0	0	0.0	0	0	TEXAS	---	0	0	0	0	0.0	0	0
5.73	0	2	0	2	11.0	10	7	TORONTO	4.87	3	4	0	12	64.2	57	35
3.79	8	7	0	17	111.2	95	47	BEFORE ASB	4.89	31	44	0	96	571.0	506	310
4.98	2	7	0	14	81.1	88	45	AFTER ASB	4.28	38	29	0	95	602.0	518	286
3.76	7	8	0	19	124.1	113	52	HOME	4.07	33	34	0	94	591.0	517	267
5.24	3	6	0	12	68.2	70	40	AWAY	5.09	36	39	0	97	582.0	507	329
4.23	3	2	0	7	38.1	38	18	DAY	4.76	13	17	0	42	255.1	220	135
4.31	7	12	0	24	154.2	145	74	NIGHT	4.52	56	56	0	149	917.2	804	461
3.12	2	2	0	4	26.0	27	9	APRIL	4.60	8	12	0	28	164.1	143	84
3.40	3	2	0	6	42.1	33	16	MAY	5.71	9	18	0	33	197.0	184	125
3.92	3	3	0	6	41.1	30	18	JUNE	4.73	10	10	0	25	148.1	137	78
6.04	1	1	0	4	22.1	24	15	JULY	3.45	15	8	0	29	193.0	143	74
6.75	0	5	0	5	29.1	38	22	AUGUST	4.85	13	15	0	39	243.0	212	131
3.41	1	1	0	6	31.2	31	12	SEPT/OCT	4.12	14	10	0	37	227.1	205	104

## MAJOR LEAGUE FIELDING STATS

### PITCHER

YEAR	PCT.	G	PO	A	E	TC	DP
1986	.903	31	8	20	3	31	1
1987	1.000	26	8	17	0	25	1
1988	.882	22	15	15	4	34	2
1989	.972	31	13	22	1	36	1
1990	.878	33	18	18	5	41	2
1991	.867	17	7	6	2	15	1
1992	.971	31	14	20	1	35	2
Totals	.926	191	83	118	16	217	10

### WITT'S BEST

#### SEASON

W: 17 (1990)

SV: 0

CG: 13 (1988)

ERA: 3.36 (1990)

G: 33 (1990)

IP: 222.0 (1990)

SO: 221 (1990)

LONGEST WINNING STREAK: 12, 6/28-9/6, 1990

LONGEST LOSING STREAK: 6 (twice), last time: 7/31-8/29, 1992

#### GAME

LOW HIT CG: 2 (three times), last time: 9/21/90 at Minnesota

IP: 10 (twice), last time: 7/23/89 vs. New York

SO: 14, 7/6/86 vs. Detroit

## OAKLAND ATHLETICS FIRSTS

**GAME:** April 10, 1968 at Baltimore (Orioles 3, A's 1) WP-Phoebus LP-Hunter

**VICTORY:** April 13, 1968 at Washington, D.C. (A's 9, Senators 6) WP-Dobson LP-Ortega

**BATTER:** Bert Campaneris April 10, 1968 (struck out swinging with Tom Phoebus pitching)

**HIT:** John Donaldson on April 10, 1968, 2nd inning single off Phoebus

**HOME RUN:** Reggie Jackson on April 10, 1968, 8th inning off Phoebus

**RUN:** Reggie Jackson on April 10, 1968, on 8th inning home run off Phoebus

**OPPOSITION BATTER:** Don Buford, April 10, 1968 (single off Catfish Hunter)

**OPPOSITION RUN:** Don Buford, on Boog Powell's 1st inning sacrifice fly, April 10, 1968

**OPPOSITION HOME RUN:** Brooks Robinson April 10, 1968, 8th inning off Ed Sprague

**ERROR:** Reggie Jackson, right field, 4th inning April 13th at Washington (ball hit by Ken McMullen)

**PINCH HIT:** Danny Cater April 10, 1968 at Baltimore (single off Ed Watt)

**RELIEF PITCHER:** Ed Sprague, 7th inning April 10, 1968 at Baltimore (relieved Hunter)

**HOME GAME:** April 17, 1968 at the Oakland Coliseum vs. Baltimore (Orioles 4, A's 1) WP-McNally LP-Krausse

**David Michael Zancanaro****1993 Opening Day Age:** 24**Born:** Carmichael, California, January 8, 1969**Bats:** Switch**Throws:** Left**Height:** 6-1**Weight:** 170**Major League Service:** None**Obtained:** Selected by the Oakland A's as a compensation pick (for Kansas City's signing of free agent Storm Davis) following the first round (34th pick overall) of the June, 1990 draft.**Contract Status:** First year of a one-year contract through 1993.

**1992 HIGHLIGHTS**—Pitched the entire season at Tacoma of the Pacific Coast League...a viral infection interrupted his first year of triple-A baseball as it knocked David out of action for six weeks in the middle of the season...spent most of the year in the Tigers starting rotation but did make 4 relief appearances in 23 games...lost his first 5 decisions of the year despite allowing 2 or fewer earned runs in 7 of his first 9 starts...picked up his first win May 28th vs. Phoenix...the win came in a stretch of 3 starts where Zancanaro allowed 1 earned run in 20.1 innings...he was 2-6 in May and June combined but did his best pitching of the year in those two months allowing 26 earned runs over 64.1 innings for a 3.64 ERA...placed on the disabled list July 7th with the infection and did not return to pitch until August 12th...came back to pitch in 7 games and went 0-2...pitched in the Arizona Fall League for the Phoenix club and put together an excellent two months as David went 6-3 in 11 starts with a 3.10 ERA.

**CAREER: 1990**—opened his professional career at Southern Oregon...after getting off to a 3-0 start with 42 strikeouts in 44.1 innings was promoted to Modesto August 11th...went 1-2 with the A's in 4 appearances, 2 starts. **1991**—with the exception of one relief appearance David spent the full season in Huntsville's starting rotation...finished with a 5-10 record but allowed just 151 hits in 165.0 innings and his 3.38 ERA was a better indication of how he pitched...allowed 87 runs but 25 of those were unearned...worked 6 or more innings in 17 of his 28 starts and allowed 3 or fewer earned runs in 23 of his 28 starting assignments...allowed just 7 homers in his 165.0 innings.

**PERSONAL/MISCELLANEOUS:** A graduate of Del Campo High School (Sacramento, California) in 1987...following his senior season was named the Sacramento Baseball Player of the Year...was also All-League as a wide receiver on the football squad...attended UCLA on a baseball scholarship...pitched and played the outfield for the Bruins...ended his college career with 23 wins, most by a lefthander in UCLA history and fourth most overall...vs. Cal-State Fullerton in 1990 started in centerfield, went 3-5 with a career high 5 RBI's then pitched the final 3 innings to record the win...led the Pac-10 with 30 pitching appearances in 1990...also started 20 games at DH and 6 in center field...hobbies include playing basketball and golf...would like to emulate John Olerud...was an Economics major at UCLA...played Little League, Stan Musial and American Legion baseball as a youth in the Sacramento area...David is single and resides in Sacramento during the off-season.

**LIFETIME PITCHING RECORD**

Year	Club	W	L	ERA	G	GS	CG	SHO	SV	IP	H	R	ER	BB	SO
1990	Southern Oregon	3	0	3.86	10	8	0	0	0	44.1	44	22	19	13	42
	Modesto	1	2	6.23	4	2	0	0	0	13.0	13	9	9	14	7
1991	Huntsville	5	10	3.38	29	28	0	0	0	165.0	151	87	62	92	104
1992	Tacoma	2	11	4.26	23	19	0	0	0	105.2	108	61	50	75	47

**CAREER TRANSACTIONS:** 1990 -- Selected by the Oakland Athletics organization as a compensation pick following the first round (34th pick overall) of the free-agent draft, June 4.

## NON-ROSTER PLAYERS

55

KEVIN CAMPBELL

RHP



### Kevin Wade Campbell

1993 Opening Day Age: 28

Born: Marianna, Arkansas, December 6, 1964

Bats: Right

Throws: Right

Height: 6-2

Weight: 225

Major League Service: 1 year, 40 days

**Obtained:** Originally acquired from the Los Angeles Dodgers in exchange for pitcher Dave Veres on January 15, 1991; re-signed as a free agent to a minor league contract, January 20, 1993.

**Contract Status:** First year of a one-year contract through 1993.

**1992 HIGHLIGHTS**—Arrived from Tacoma on May 5th and then spent the rest of the year with the Athletics...the majority of his appearances were out of the bullpen but Kevin did find time to make 5 spot starts in his 32 major league appearances...was not a member of the A's 25 man playoff roster...at Tacoma in 1992 was 2-2 with no saves and a 4.05 ERA in 10 games before the call came from Oakland...Kevin pitched effectively his first month with the Athletics...during his first 4 games allowed 2 earned runs over 7.2 innings and picked up his first win of the season vs. Boston on June 1st...then, with Bob Welch injured in early June, Campbell made consecutive starts vs. the Brewers and the Athletics wound up winning both starts...first major league start came at County Stadium June 9th and he pitched 6.0 shutout innings, allowing just 1 hit, to pick up his second win of the year...second start was in Oakland just 6 days later and, although Campbell picked up a no decision, he allowed just 2 earned runs over 5.0 innings...made 2 more relief appearances before another start vs. the Twins in Oakland which turned out to be a loss...went back to the pen until he made two more spot starts in August....on August 4th in Arlington recorded his first and only major league save to date when he pitched the final 3.0 innings vs. the Rangers to preserve Stewart's win...had his ERA right around 4.00 for most of the year until his final three outings of the season where he allowed 8 earned runs over 4.0 innings to jump his ERA over the 5.00 level...as with most A's pitchers was more effective at home than on the road...at the Coliseum was 1-1 in 17 games with a 3.11 ERA (37.2 IP, 13 ER) while on the road finished 1-2 with his 1 save and a 7.90 ERA (27.1 IP, 24 ER)...allowed just 3 of 22 inherited runners to score.

**CAREER: 1986**—drafted in the 5th round by Los Angeles after an outstanding career at Arkansas...spent his first summer of pro baseball in the starting rotation at Great Falls of the Pioneer League. **1987**—moved up to Vero Beach and led that staff in starts and innings. **1988**—was a non-roster invitee to the Dodger's major league camp but spent another full year at Vero Beach of the Florida State League...again used exclusively in a starting role Kevin finished up with a then career best 2.75 ERA. **1989**—first full season pitching strictly in relief and opened the year at San Antonio of the Texas League...after a 1-5 start was moved to Bakersfield where he finished out the year. **1990**—his final season with Los Angeles and in a full season at San Antonio recorded a career high 8 saves and a then career low 2.33 ERA...struckout 84 in 81.0 innings...was traded to the A's organization the following January. **1991**—after spending the first three months in Tacoma received his first major league call July 15th...Campbell made his major league debut at the Coliseum July 19th vs. New York and tossed 3.1 scoreless innings...picked up his first major league victory vs. the Yankees in New York ten days later on July 29th...after six relief appearances was sent back to Tacoma August 6th when Mike Moore came off the disabled list...returned to the A's when the roster expanded September 1st.

**PERSONAL/MISCELLANEOUS:** Ranks second in career wins (23), second in innings pitched (302) and third in strikeouts (196) at the University of Arkansas...in his junior season Kevin defeated Stanford in the College World Series as the Razorbacks finished in a third place tie...graduated from DesArc

**CAMPBELL, cont.**

High School in DesArc, Arkansas...was named to the Arkansas All-State teams in baseball, football and basketball his senior year at DesArc...Kevin and his wife, Sonja, reside in DesArc during the off season.

**LIFETIME PITCHING RECORD**

Year	Club	W	L	ERA	G	GS	CG	SHO	SV	IP	H	R	ER	BB	SO
1986	Great Falls	5	6	4.66	15	15	3	0	0	85.0	99	62	44	32	66
1987	Vero Beach	7	14	3.91	28	28	5	1	0	184.0	200	100	80	64	112
1988	Vero Beach	8	12	2.75	26	26	5	1	0	163.2	166	67	50	49	115
1989	San Antonio	1	5	6.67	17	0	0	0	2	27.0	29	22	20	16	28
	Bakersfield	5	3	2.54	31	0	0	0	6	60.1	43	23	17	28	63
1990	San Antonio	2	6	2.33	49	0	0	0	8	81.0	67	29	21	25	84
1991	Tacoma	9	2	1.80	35	0	0	0	2	75.0	53	18	15	35	56
	OAKLAND	1	0	2.74	14	0	0	0	0	23.0	13	7	7	14	16
1992	Tacoma	2	2	4.05	10	0	0	0	0	13.1	16	6	6	8	14
	OAKLAND	2	3	5.12	32	5	0	0	1	65.0	66	39	37	45	38
<b>M.L. Totals</b>		<b>3</b>	<b>3</b>	<b>4.50</b>	<b>46</b>	<b>5</b>	<b>0</b>	<b>0</b>	<b>1</b>	<b>88.0</b>	<b>79</b>	<b>46</b>	<b>44</b>	<b>59</b>	<b>54</b>

**CAREER TRANSACTIONS:** 1983 -- Selected by the Philadelphia Phillies organization in 13th round of free agent draft, June 6. 1986 -- Selected by the Los Angeles Dodgers organization in 5th round of free agent draft, June 2. 1991 -- Traded to Oakland Athletics for pitcher David Veres, January 15. 1992 -- Granted free agency, December 18. 1993 -- Re-signed by the Oakland Athletics organization, January 20.

**VS. AL 1992 AND CAREER**

1992				CAREER											
ERA	W	LSV	G	IP	H	ER	vs. TEAM	ERA	W	L	SV	G	IP	H	ER
6.35	0	0	2	5.2	9	4	BALTIMORE	6.35	0	0	0	2	5.2	9	4
4.76	1	1	4	5.2	6	3	BOSTON	2.79	1	1	0	5	9.2	6	3
33.75	0	0	2	1.1	8	5	CALIFORNIA	33.75	0	0	0	2	1.1	8	5
7.71	0	0	2	7.0	7	6	CHICAGO	6.10	0	0	0	5	10.1	9	7
2.70	0	0	3	6.2	6	2	CLEVELAND	4.70	0	0	0	5	7.2	9	4
3.00	0	0	3	6.0	3	2	DETROIT	3.00	0	0	0	4	9.0	4	3
27.00	0	0	1	0.2	2	2	KANSAS CITY	5.40	0	0	0	2	3.1	2	2
2.70	1	1	4	13.1	9	4	MILWAUKEE	2.70	1	1	0	4	13.1	9	4
21.00	0	1	2	3.0	5	7	MINNESOTA	20.25	0	1	0	3	4.0	8	9
2.35	0	0	3	7.2	8	2	NEW YORK	1.32	1	0	0	5	13.2	10	2
0.00	0	0	3	3.0	0	0	SEATTLE	0.00	0	0	0	3	3.0	0	0
0.00	0	0	1	3.0	2	0	TEXAS	1.93	0	0	1	3	4.2	3	1
0.00	0	0	2	2.0	1	0	TORONTO	0.00	0	0	0	3	2.1	2	0
5.28	2	1	13	30.2	29	18	BEFORE ASB	5.28	2	1	0	13	30.2	29	18
4.98	0	2	19	34.1	37	19	AFTER ASB	4.08	1	2	1	33	57.1	50	26
3.11	1	1	17	37.2	31	13	HOME	3.18	1	1	0	23	45.1	37	16
7.90	1	2	15	27.1	35	24	AWAY	5.91	2	2	1	23	42.2	42	28
5.70	0	3	14	23.2	22	15	DAY	5.96	0	3	0	17	25.2	26	17
4.79	2	0	18	41.1	44	22	NIGHT	3.90	3	0	1	29	62.1	53	27
---	0	0	0	0.0	0	0	APRIL	---	0	0	0	0	0.0	0	0
2.35	0	0	4	7.2	7	2	MAY	2.35	0	0	0	4	7.2	7	2
6.27	2	1	7	18.2	18	13	JUNE	6.27	2	1	0	7	18.2	18	13
3.86	0	0	7	14.0	12	6	JULY	2.88	1	0	0	12	25.0	17	8
3.31	0	1	7	16.1	18	6	AUGUST	4.15	0	1	1	8	17.1	21	8
10.80	0	1	7	8.1	11	10	SEPT/OCT	6.05	0	1	0	15	19.1	16	13

**MAJOR LEAGUE FIELDING TOTALS**

**PITCHER**

YEAR	PCT.	G	PO	A	E	TC	DP
1991	1.000	14	3	2	0	5	0
1992	1.000	32	1	6	0	7	0
<b>Totals</b>	<b>1.000</b>	<b>46</b>	<b>4</b>	<b>8</b>	<b>0</b>	<b>12</b>	<b>0</b>

<b>CAMPBELL'S BEST SEASON</b>	
W:	2 (1992)
SV:	1 (1992)
ERA:	2.74 (1991)
G:	32 (1992)
IP:	65.0 (1992)
SO:	38 (1992)
<b>LONGEST WIN STREAK:</b> 3, 7/29/91 to 6/9/92	
<b>LONGEST LOSING STREAK:</b> 3, 6/28/92 to present	
<b>GAME</b>	
<b>LOW HIT CG:</b> none	
IP: 6.0, 6/9/92 at Milwaukee	
SO: 4 (twice), last time: 8/4/92 at Texas	

**Kirk Richard Dressendorfer****1993 Opening Day Age:** 23**Born:** Houston, Texas, April 8, 1969**Bats:** Right      **Throws:** Right**Height:** 5-11      **Weight:** 190**Major League Service:** 1 year, 86 days**Obtained:** Originally Oakland's 1st round supplemental choice (36th selection overall) as compensation for the loss of free agent Dave Parker, in the June, 1990 draft; re-signed as a free agent to a minor league contract, December 18, 1992.**Contract Status:** First year of a one-year contract through 1993.

**1992 HIGHLIGHTS** — Second consecutive season that ended with Kirk undergoing surgery...following arthroscopic right shoulder surgery in August, 1991, Kirk came to the A's major league camp and continued to rehabilitate his shoulder...was placed on the 60 day disabled list to start the year and remained in Arizona as the club left to open the season...on May 28th was sent to Modesto of the California League on a medical rehabilitation assignment...made 3 starts at Modesto where he was 0-2 but allowed just 8 hits and struck out 18 in 13.0 innings...returned to Arizona after his right shoulder bothered him during his third start, June 7th...the three starts all the action Dressendorfer would see in 1992 as on July 28th Kirk underwent more surgery on his right shoulder...Dr. Frank Jobe performing the surgery in Los Angeles to tighten the shoulder.

**CAREER: 1990**—after the draft, shoulder tendinitis slowed his professional start but displayed his abilities in 7 games and 4 starts at Southern Oregon...first appearance was a month into the Northwest League season on July 20th...wound up just 0-1 but allowed only 5 earned runs in 19.1 innings (2.33 ERA)...walked just 2 and struck out 22...a member of the A's 1990 Instructional League squad and was named by the A's staff as co-MVP of the club. **1991**—after a brilliant spring training, the rookie righthander opened the year in the A's starting rotation and won his first start, April 13th vs. Seattle...won 2 of his first 3 decisions but after seven appearances, all starts, was placed on the disabled list May 22nd with a right ear infection...was reinstated July 2nd but then immediately optioned to Triple-A Tacoma...after 8 appearances, 7 starts at Tacoma was shutdown for the season with a tender right shoulder...on August 30th Dr. James Andrews performed arthroscopic surgery to repair a small tear in the back of Kirk's shoulder.

**PERSONAL/MISCELLANEOUS:** Prior to signing with the A's completed a brilliant career at the University of Texas...selected as a first-team All-America all three years at UT...was 45-8 with a 2.56 ERA during his three years in Austin...struckout 462 hitters in 429.2 innings...completed 33 of his 57 career starts...unanimous choice as the Southwest Conference Player of the Year after his 1988 freshman season...broke Greg Swindell's freshman records for wins (15), complete games (12) and innings pitched (135.2) plus came within 3 strikeouts of breaking Burt Hooton's freshman strikeout (136) mark...during his sophomore season compiled the second highest win total (18) in Texas history...was a member of the 1989 Team USA that participated in international competition during the summer of 1989...graduated from Pearland High School (Texas) in 1987...set the single-game strikeout record at Pearland High with 24 K's in an 11 inning game...lettered three times in both baseball and football...was an all-district punter and served as captain of both the football and baseball teams his senior season...single and still resides in Pearland.

**DID YOU KNOW...**

That Kirk Dressendorfer shares the longest last name, 13 letters, in major league history. Ossee Schreckengost, Lou Schiappacasse, Gene DeMontreville, Lee DeMontreville and Ken Raffensberger also had 13 letter last names.

## DRESSENDORFER, cont.

### LIFETIME RECORD

Year	Club	W	L	ERA	G	GS	CG	SHO	SV	IP	H	R	ER	BB	SO
1990	Southern Oregon	0	1	2.33	7	4	0	0	0	19.1	18	7	5	2	22
1991	Tacoma	1	3	10.88	8	7	0	0	0	24.0	31	29	29	20	19
	OAKLAND	3	3	5.45	7	7	0	0	0	34.2	33	28	21	21	17
1992	Modesto	0	2	4.85	3	3	0	0	0	13.0	8	7	7	6	18
<b>M.L. Totals</b>		<b>3</b>	<b>3</b>	<b>5.45</b>	<b>7</b>	<b>7</b>	<b>0</b>	<b>0</b>	<b>0</b>	<b>34.2</b>	<b>33</b>	<b>28</b>	<b>21</b>	<b>21</b>	<b>17</b>

**CAREER TRANSACTIONS:** 1987 -- Selected by the Baltimore Orioles organization in 34th round of free agent draft, June 2. 1990 -- Selected by the Oakland Athletics organization as a compensation pick following the 1st round (36th player overall) of the free-agent draft, June 4. 1991 -- On disabled list, May 22 to July 2; included rehabilitation disability assignment to Tacoma, June 24 to July 2. 1992 -- On disabled list, March 28 to end of season; included rehabilitation disability assignment to Modesto, May 28 to June 8. Granted free agency, December 18; re-signed by the Oakland Athletics organization, December 18.

### VS. AL 1992 AND CAREER

1992		CAREER														
ERA	W	L	SV	G	IP	H	ER	vs. TEAM	ERA	W	L	SV	G	IP	H	ER
---	0	0	0	0	0.0	0	0	BALTIMORE	6.75	0	0	0	1	4.0	5	3
---	0	0	0	0	0.0	0	0	CALIFORNIA	3.60	0	1	0	1	5.0	5	2
---	0	0	0	0	0.0	0	0	CLEVELAND	18.00	0	1	0	1	3.0	7	6
---	0	0	0	0	0.0	0	0	MINNESOTA	3.38	1	0	0	1	5.1	6	2
---	0	0	0	0	0.0	0	0	NEW YORK	2.57	1	0	0	1	7.0	2	2
---	0	0	0	0	0.0	0	0	SEATTLE	3.18	1	0	0	1	5.2	4	2
---	0	0	0	0	0.0	0	0	TORONTO	7.71	0	1	0	1	4.2	4	4
---	0	0	0	0	0.0	0	0	BEFORE ASB	5.45	3	3	0	7	34.2	33	21
---	0	0	0	0	0.0	0	0	HOME	8.10	1	2	0	3	13.1	15	12
---	0	0	0	0	0.0	0	0	AWAY	3.80	2	1	0	4	21.1	18	9
---	0	0	0	0	0.0	0	0	DAY	5.74	2	1	0	3	15.2	13	10
---	0	0	0	0	0.0	0	0	NIGHT	5.21	1	2	0	4	19.0	20	11
---	0	0	0	0	0.0	0	0	APRIL	3.38	2	1	0	3	16.0	15	6
---	0	0	0	0	0.0	0	0	MAY	7.23	1	2	0	4	18.2	18	15

### MAJOR LEAGUE FIELDING STATS

#### PITCHER

YEAR	PCT.	G	PO	A	E	TC	DP
1991	1.000	7	2	3	0	5	0
<b>Totals</b>	<b>1.000</b>	<b>7</b>	<b>2</b>	<b>3</b>	<b>0</b>	<b>5</b>	<b>0</b>

#### DRESSENDORFER'S BEST SEASON

W: 3 (1991)  
 ERA: 5.45 (1991)  
 G: 7 (1991)  
 IP: 34.2 (1991)  
 SO: 17 (1991)

LONGEST WINNING STREAK: 1 (three times), last time: 5/11/91

LONGEST LOSING STREAK: 1 (three times), last time: 5/21/91 to present

#### GAME

LOW HIT CG: none  
 IP: 7, 5/11/91 at New York  
 SO: 4 (3 times), last time: 5/21/91 vs. Toronto

28

ERIC FOX

OF



**Eric Hollis Fox**

1993 Opening Day Age: 29

Born: LeMoore, California, August 15, 1963

Bats: Switch Throws: Left

Height: 5-10 Weight: 180

Major League Service: 90 days

Obtained: Originally signed as a minor league free agent, March 29, 1989; re-signed to a minor league contract, February 2, 1993.

Contract Status: First year of a one-year contract through 1993.

**1992 HIGHLIGHTS** — Opened the year at Tacoma and then eventually fell to Huntsville of the Southern League before he became a key member of the A's

in 1992...one of the A's final cuts out of spring training, Eric was sent to Tacoma to start the season...but, after 14 games with the Tigers, was hitting .142...sent down a notch to Huntsville and that was where he was when the A's called July 7th...picked up his first major league hit at Toronto July 11...a solo homer off the Blue Jays Juan Guzman...that started an 11 game hitting streak for Eric which culminated with one of the biggest homers of the 1992 season...A's were a game back of the Twins in the standings and trailing Minnesota 4-2 with 1 out in the 9th inning at the Metrodome July 29th...Fox then belted a 3-run homer off Minnesota's closer, Rick Aguilera...the 3-run shot put the A's on top 5-4 and after Eckersley closed out the 9th the Athletic's had a 3 game sweep and were tied for first...it was just 2 weeks later when Bob Welch came off the disabled list August 13th that Fox was sent to Tacoma...returned to the major leagues August 28th and wound up appearing in another 24 games in a variety of roles from pinch runner to starting outfielder and hit .234 (11 for 47)...Fox played all three outfield positions during the year starting a total of 31 games and had 3 assists...was a member of the A's 25 man playoff roster and appeared in 4 games with just one at-bat...did steal 2 bases.

**CAREER:1986**—drafted by Seattle in the first round of the January draft...after signing, spent his first full pro season at Salinas of the California League and led his club in stolen bases (41). **1987**—moved up to Double-A Chattanooga of the Southern League and led his club with 46 extra-base hits...tied for the league lead with 10 triples. **1988**—his final season with the Seattle organization and spent the full year at Vermont of the Eastern League...again led his club with 33 steals, running his minor league career total to 96. **1989**—released by Seattle during spring training and signed to a Huntsville contract by the A's...played the full season for the Stars and finished the year with a career high 49 steals. **1990**—first year of Triple-A baseball and hit a career best .276...but, on June 17th suffered a partially torn anterior cruciate ligament in his left knee and was lost for the season when he underwent surgery July 9th. **1991**—Tacoma's everyday center fielder and finished with the second best RBI total (52) of his career...had a season high 11 game hitting streak April 22-May 3rd...highlight of the 11 game string a 5 for 5 night at Las Vegas May 2nd...topped Tacoma's outfielders with 14 assists.

**PERSONAL/MISCELLANEOUS:** Graduated from Capistrano Valley High School (San Juan Capistrano, California) in June, 1982...attended Fresno State University on a football scholarship and played cornerback on the football squad for two years before concentrating on baseball...in 1983 earned All-America honors in baseball after hitting .363 with 31 steals and that summer represented the USA in the Pan American Games...while playing on that team suffered ligament damage to his right knee while running out a ground ball and was forced to miss the 1984 college season...returned in 1985 to hit .316 and steal 56 bases...while at Fresno State, Eric completed a degree in physical education, played on three championship baseball teams and one championship football squad...Eric is single and makes his winter home in Fresno.

#### LIFETIME PLAYING RECORD

Year	Club	AVG.	G	AB	R	H	2B	3B	HR	RBI	BB	SO	SB	CS
1986	Salinas	.260	133	526	80	137	17	3	5	42	69	78	41	27
1987	Chattanooga	.266	134	523	76	139	29	10	8	54	40	93	22	10
1988	Vermont	.251	129	478	55	120	20	6	3	39	39	69	33	12
1989	Huntsville	.251	139	498	84	125	10	5	15	51	72	85	49	15
1990	Tacoma	.276	62	221	37	61	9	2	4	34	20	34	8	8
1991	Tacoma	.270	127	522	85	141	24	8	4	52	57	82	17	11
1992	Huntsville	.271	59	240	42	65	16	2	5	14	27	43	16	5
	Tacoma	.198	37	121	16	24	3	1	1	7	16	25	5	0
	OAKLAND	.238	51	143	24	34	5	2	3	13	13	29	3	4
<b>M.L. Totals</b>		<b>.238</b>	<b>51</b>	<b>143</b>	<b>24</b>	<b>34</b>	<b>5</b>	<b>2</b>	<b>3</b>	<b>13</b>	<b>13</b>	<b>29</b>	<b>3</b>	<b>4</b>

**CAREER TRANSACTIONS:** **1984** -- Selected by the Toronto Blue Jays organization in 22nd round of free agent draft, June 5. **1986** -- Selected by the Seattle Mariners organization in 1st round of free-agent draft, secondary phase, January 14. **1989** -- Released by Seattle Mariners; signed by the Oakland Athletics as a free agent, March 29. **1992** -- Granted free agency, December 18. **1993** -- Re-signed by the Oakland Athletics organization, February 2.

FOX, cont.

**LEAGUE CHAMPIONSHIP SERIES RECORD**

Year	Club/Opp.	AVG.	G	AB	R	H	2B	3B	HR	RBI	BB	SO	SB	CS
1992	OAK vs. TOR	.000	4	1	0	0	0	0	0	0	1	0	2	0

**VS. AL 1992 AND CAREER**

1992 AVG.	AB	H	HR	RBI	CAREER vs. TEAM	AVG.	AB	H	HR	RBI
.000	5	0	0	0	BALTIMORE	.000	5	0	0	0
.000	2	0	0	0	BOSTON	.000	2	0	0	0
---	0	0	0	0	CALIFORNIA	---	0	0	0	0
.125	16	2	0	0	CHICAGO	.125	16	2	0	0
.600	5	3	0	0	CLEVELAND	.600	5	3	0	0
.273	11	3	0	1	DETROIT	.273	11	3	0	1
.294	17	5	1	2	KANSAS CITY	.294	17	5	1	2
.000	9	0	0	0	MILWAUKEE	.000	9	0	0	0
.400	15	6	1	6	MINNESOTA	.400	15	6	1	6
.000	0	0	0	0	NEW YORK	.000	0	0	0	0
.286	7	2	0	1	SEATTLE	.286	7	2	0	1
.214	28	6	0	1	TEXAS	.214	28	6	0	1
.250	28	7	1	2	TORONTO	.250	28	7	1	2
.143	14	2	1	3	BEFORE ASB	.143	14	2	1	3
.248	129	32	2	10	AFTER ASB	.248	129	32	2	10
.250	76	19	0	3	HOME	.250	76	19	0	3
.224	67	15	3	10	AWAY	.224	67	15	3	10
.227	22	5	0	1	vs. LEFT	.227	22	5	0	1
.240	121	29	3	12	vs. RIGHT	.240	121	29	3	12
.288	52	15	1	4	DAY	.288	52	15	1	4
.209	91	19	2	9	NIGHT	.209	91	19	2	9
.276	58	16	2	9	JULY	.276	58	16	2	9
.222	45	10	1	2	AUGUST	.222	45	10	1	2
.200	40	8	0	2	SEPT/OCT	.200	40	8	0	2

**MAJOR LEAGUE FIELDING STATS**

**OUTFIELD**

YEAR	PCT.	G	PO	A	E	TC	DP
1992	.990	43	92	3	1	96	1
Totals	.990	43	92	3	1	96	1

**FOX'S BEST**

**SEASON**

AVG: .238 (1992)

H: 34 (1992)

HR: 3 (1992)

RBI: 13 (1992)

SB: 3 (1992)

HIT STREAK: 11, 7/11-29, 1992

CAREER GRAND SLAMS: 0

**GAME**

H: 3 (twice), 8/30/92 vs. Cleveland

HR: 1 (3 times), last time: 8/2/92 at Kansas City

RBI: 3, 7/29/92 at Minnesota

**13**

**BRENT GATES**

**IF**



**Brent Robert Gates**

**1993 Opening Day Age: 23**

**Born: Grand Rapids, Michigan, March 14, 1970**

**Bats: Switch      Throws: Right**

**Height: 6-1      Weight: 180**

**Major League Service: None**

**Obtained:** Selected by the Oakland A's in the 1st round (26th pick overall) of the June, 1991 free-agent draft.

**Contract Status:** First year of a one-year contract through 1993.

**1992 HIGHLIGHTS** — An outstanding first full professional season...it started when Brent came to the A's major league spring camp and hit .381 (8 for 21) in 10 games...he then spent the full season playing second base at Modesto of the California League and put together an All-Star season...finished sixth in the

league and led his club with a .321 average...average had slipped to .262 on July 5th but then hit safely in a California League record and a 1992 professional baseball best 35 consecutive games from July 6th to August 11th...during the streak Gates hit .433 (61 for 141) and raised his average 54 points to .316...wound up hitting safely in 39 of his last 40 and in 49 of his final 54 games to finish at .321...hit a combined .372 for July and August...also finished second among the league leaders in doubles (39), fourth in hits (162) and walks (85), fifth in toughest to fan (1 strikeout every 10.05 plate appearances), and tenth in both on-base percentage (.414) and slugging percentage (.465)...playing his first full year at second base, Gates fielded at a .970 clip...after the season he was named to the Cal League All-Star squad and as the third best prospect in the league by *Baseball America*...a member of the A's Fall Instructional League club, Gates had his season end in Arizona on September 29th when he fractured his sternum in a collision at home plate.

**CAREER: 1991**—hit .189 in the first 11 games of his pro career at Southern Oregon but over the remainder of the summer hit at a .305 pace to finish at .288...named the league's All-Star shortstop and, in a vote of league managers, was named the fourth best prospect, the second best position player in the league...following the conclusion of Southern Oregon's season was moved to Madison in August and in 4 games for the Muskies picked up 4 hits in 12 at-bats.

**PERSONAL/MISCELLANEOUS:** Graduated from Grandville High School (Michigan) in June, 1988...attended the University of Minnesota for three years...never missed a game during his Minnesota career, starting in 179 consecutive games...Brent was the first member of the Minnesota team to hit better than .400 since the A's Terry Steinbach hit .402 for the Gophers in 1982...Gates also finished up with a career .387 average to break Steinbach's career mark of .375...following his junior and final year at Minnesota, earned All-American status and was named the Big Ten Player of the Year...played shortstop for the 1989 Team USA club that played in the Intercontinental Cup Tournament in Puerto Rico...led that club with a .353 average...single and resides in Grandville, Michigan during the winter months.

#### LIFETIME PLAYING RECORD

Year	Club	AVG.	G	AB	R	H	2B	3B	HR	RBI	BB	SO	SB	CS
1991	Southern Oregon	.288	58	219	41	63	11	0	3	26	30	33	8	2
	Madison	.333	4	12	4	4	2	0	0	1	3	2	1	0
1992	Modesto	.321	133	505	94	162	39	2	10	88	85	60	9	7

**CAREER TRANSACTIONS: 1991** -- Selected by the Oakland Athletics organization in 1st round (26th pick overall) of free-agent draft, June 3.

3

## RICH GEDMAN

C



**Richard Leo Gedman, Jr.**

**1992 Opening Day Age:** 33

**Born:** Worcester, Massachusetts, September 26, 1959

**Bats:** Left      **Throws:** Right

**Height:** 6-0      **Weight:** 215

**Major League Service:** 12 years, 4 days

**Obtained:** Signed as a free agent to a minor league contract, January 29, 1993.

**Contract Status:** First year of a one-year contract through 1993.

**1992 HIGHLIGHTS** — Second season as the backup catcher in St. Louis...appeared in 41 games with 31 starts...caught a total of 291.0 innings or 20% of the staff innings...staff ERA with Rich behind the plate was 3.46...threw out 3 of 37 on the bases...at the All-Star break was hitting just .118 (6 for 51) but hit at a .315 clip in the second half (17 for 54) to raise his average better than 100 points...had 11 at-bats vs. lefthanders with no hits and finished the year with a .245 average vs. righthanders...belted his lone homer of the season August

## **GEDMAN, cont.**

18th vs. Houston...finished off the year strong with 8 hits in his last 26 at-bats (.308) with a double and 3 RBI...was 0 for 2 as a pinch-hitter but is a career .264 (24 for 91) hitter off the bench with 2 homers and 14 RBI.

**CAREER:1977**—was signed by Boston as a non-drafted free agent in August, 1977...was a pitcher-first baseman in high school but was converted to catcher by the Red Sox. **1978**—first pro season and he hit .300 at Winter Haven and earned Florida State League All-Star honors. **1979**—moved up to Double-A Bristol and topped the league catchers with a .981 fielding mark...had personal best minor league numbers with 12 homers and 63 RBI. **1980**—after a full season at Triple-A made his major league debut with Boston in September...picked up two hits in his first game for the Red Sox, September 7th...caught Eckersley one-hitter September 26th. **1981**—opened the year at Pawtucket but was brought to Boston May 15th and finished out the year with the Bosox...wound up hitting .288 to earn *The Sporting News* A.L. Rookie of the Year Award...finished second in the BBWAA balloting...Red Sox were 34-22 in the 56 games he started. **1982**—first full major league season...average was at .344 on May 23rd but offense fell off the rest of the season and a broken right clavicle from a foul tip ended his year September 17th. **1983**—started 23 of Boston's first 46 games but eventually lost playing time to Allenson and Newman...started just 13 times in the last two months...hit a club high .388 on the road. **1984**—hit what is still a career best 24 homers and knocked in 72 runs while hitting .269...homer total second most by a Boston catcher (Fisk hit 26 twice)...started 115 games behind the plate and threw out 33 of 91 (36%)...led all AL catchers in average and extra-base hits. **1985**—followed up with another strong year setting personal highs in average, at-bats, runs, hits, doubles, triples, walks and RBI...started a career high 129 games at catcher...became the 16th Boston player to hit for the cycle on September 18th vs. Toronto...also had 7 RBI in that game...had a career best 15 game hitting streak May 19-June 7th...nailed 45% of AL base-stealers (47 of 104)...named to the AL All-Star team. **1986**—named to the AL All-Star squad for the second consecutive season...set AL record and tied the ML mark on April 29th with 20 putouts in a 9 inning game (Clemens 20 strikeouts)...hit 14 of his 16 homers on the road... went to Japan in November with the major league All-Stars but had to return home early with a non-displaced fracture in left cheekbone when he was hit by an errant pitch in the bullpen. **1987**—missed spring training and the first month of the season as he negotiated for a new contract...signed on May 1st and returned to action the next day...injuries cut further into his playing time...was on the DL twice in July (left groin and torn ligaments in his left thumb)...season ended following surgery on August 3rd to repair his thumb injury. **1988**—second consecutive season interrupted by injuries...broke a bone in his right foot April 10th and did not return to the Red Sox until May 20th...wound up starting 85 games and tossed out 28 of 71 (39%)...started all 4 games of the ALCS vs. the A's and hit .357 (5 for 14) with a homer off Cadaret. **1989**—final full year in Boston and he opened the year as the starting catcher...but, after a .140 start in April wound up splitting time with others...started 72 games overall and finished the season at .212. **1990**—appeared in just 10 games with 15 at-bats for Boston before he was traded to Houston June 8th for a player to be named later...appeared in 40 games for the Astros and hit .202 with 1 homer...granted free agency in November. **1991**—signed by St. Louis to a minor league contract in February and came to spring training as a non-roster invitee...won the back-up catching job and appeared in 46 games with 27 starts for the Cardinals...hit a career low .106 but 3 of his 10 hits were homers and 2 of his homers were game-winners...threw out 10 of 35 (29%) on the bases.

**PERSONAL/MISCELLANEOUS:** Born and raised in Worcester, Massachusetts...graduated from St. Peters of Worcester in 1977...played Little League and American Legion baseball in the Worcester area...has worked with Easter Seals and Toys for Tots programs...lists billiards among his hobbies...Rich and his wife, Sherry, reside in Farmingham, Massachusetts with their two sons, Michael Richard (2/20/87) and Matthew Peter (9/26/88).

**LIFETIME PLAYING RECORD**

Year	Club	AVG.	G	AB	R	H	2B	3B	HR	RBI	BB	SO	SB	CS
1978	Winter Haven	.300	98	297	35	89	17	3	3	32	43	29	0	0
1979	Bristol	.274	130	470	48	129	25	1	12	63	49	95	0	2
1980	Pawtucket	.236	111	347	43	82	18	2	11	29	30	64	0	1
	BOSTON	.208	9	24	2	5	0	0	0	1	0	5	0	0
1981	Pawtucket	.296	25	81	8	24	3	0	2	11	9	11	0	1
	BOSTON	.288	62	205	22	59	15	0	5	26	9	31	0	0
1982	BOSTON	.249	92	289	30	72	17	2	4	26	10	37	0	1
1983	BOSTON	.294	81	204	21	60	16	1	2	18	15	37	0	1
1984	BOSTON	.269	133	449	54	121	26	4	24	72	29	72	0	0
1985	BOSTON	.295	144	498	66	147	30	5	18	80	50	79	2	0
1986	BOSTON	.258	135	462	49	119	29	0	16	65	37	61	1	0
1987	BOSTON	.205	52	151	11	31	8	0	1	13	10	24	0	0
1988	Pawtucket	.467	4	15	2	7	1	0	1	1	1	4	0	0
	BOSTON	.231	95	299	33	69	14	0	9	39	18	49	0	0
1989	BOSTON	.212	93	260	24	55	9	0	4	16	23	47	0	1
1990	BOSTON	.200	10	15	3	3	0	0	0	0	5	6	0	0
	HOUSTON	.202	40	104	4	21	7	0	1	10	15	24	0	0
1991	ST. LOUIS	.106	46	94	7	10	1	0	3	8	4	15	0	1
1992	ST. LOUIS	.219	41	105	5	23	4	0	1	8	11	22	0	0
<b>A.L. Totals</b>		<b>.259</b>	<b>906</b>	<b>2856</b>	<b>315</b>	<b>741</b>	<b>164</b>	<b>12</b>	<b>83</b>	<b>356</b>	<b>206</b>	<b>448</b>	<b>3</b>	<b>3</b>
<b>N.L. Totals</b>		<b>.178</b>	<b>127</b>	<b>303</b>	<b>16</b>	<b>54</b>	<b>12</b>	<b>0</b>	<b>5</b>	<b>26</b>	<b>30</b>	<b>61</b>	<b>0</b>	<b>1</b>
<b>M.L. Totals</b>		<b>.252</b>	<b>1033</b>	<b>3159</b>	<b>331</b>	<b>795</b>	<b>176</b>	<b>12</b>	<b>88</b>	<b>382</b>	<b>236</b>	<b>509</b>	<b>3</b>	<b>4</b>

**CAREER TRANSACTIONS:** 1977 -- Signed as a free agent by the Boston Red Sox organization, August 5. 1986 -- Granted free agency, November 12. 1987 -- Re-signed by Boston, May 2. On disabled list, July 7 to 22 and July 30 through remainder of season. 1988 -- On disabled list, April 26 to May 20; included rehabilitation disability assignment to Pawtucket, May 14 to 20. 1990 -- Traded to the Houston Astros for a player to be named later, June 8 (deal later settled with cash). Granted free agency, November 5. 1991 -- Signed by the St. Louis Cardinals organization, February 15. 1992 -- Granted free agency, October 27. 1993 -- Signed by the Oakland Athletics organization, January 27.

**LEAGUE CHAMPIONSHIP SERIES**

Year	Club/Opp.	AVG.	G	AB	R	H	2B	3B	HR	RBI	BB	SO	SB	CS
1986	BOS vs. CAL	.357	7	28	4	10	1	0	1	6	0	4	0	0
1988	BOS vs. OAK	.357	4	14	1	5	0	0	1	1	2	1	0	0
<b>Totals</b>		<b>.357</b>	<b>11</b>	<b>42</b>	<b>5</b>	<b>15</b>	<b>1</b>	<b>0</b>	<b>2</b>	<b>7</b>	<b>2</b>	<b>5</b>	<b>0</b>	<b>0</b>

**WORLD SERIES**

Year	Club/Opp.	AVG.	G	AB	R	H	2B	3B	HR	RBI	BB	SO	SB	CS
1986	BOS vs. N.Y.	.200	7	30	1	6	1	0	1	1	0	10	0	0

**ALL-STAR GAME RECORD**

Year	Club/Site	AVG.	G	AB	R	H	2B	3B	HR	RBI	BB	SO	SB	CS
1985	A.L./Minn.	.000	1	1	0	0	0	0	0	0	0	1	0	0
1986	A.L./Hou.	.000	1	0	0	0	0	0	0	0	0	0	0	0
<b>Totals</b>		<b>.000</b>	<b>2</b>	<b>1</b>	<b>0</b>	<b>0</b>	<b>0</b>	<b>0</b>	<b>0</b>	<b>0</b>	<b>0</b>	<b>1</b>	<b>0</b>	<b>0</b>

**A's TRIPLE PLAYS**

The A's have grounded into five triple plays in Oakland history. They have also turned five and infielder Wayne Gross participated in four of them.

**Turned**

May 7, 1979 at Baltimore (Gross to Klutts to Revering) by Gary Roenicke  
 June 19, 1979 vs. Kansas City (Gross to Edwards to Revering) by Al Cowens  
 June 23, 1979 vs. Texas (Gross to Armas to Chalk to Armas) by John Grubb  
 April 27, 1981 vs. California (Picciolo to Revering) by Don Baylor  
 July 18, 1983 vs. Detroit (Peters to Phillips to Almon to Gross) by John Wockenluff

**Grounded Into**

June 23, 1968 vs. Washington by Dave Duncan  
 July 7, 1973 at Baltimore by Gene Tenace  
 August 8, 1977 at Texas by Manny Sanguillen  
 August 12, 1986 vs. Seattle by Carney Lansford  
 August 8, 1990 vs. Baltimore by Willie Randolph

**GEDMAN, cont.**

**VS. AL 1992 AND CAREER**

1992 AVG.	AB	H	HR	RBI	CAREER vs. TEAM	AVG.	AB	H	HR	RBI
---	0	0	0	0	BALTIMORE	.276	214	59	4	24
---	0	0	0	0	BOSTON	---	0	0	0	0
---	0	0	0	0	CALIFORNIA	.232	237	55	9	36
---	0	0	0	0	CHICAGO	.273	187	51	7	21
---	0	0	0	0	CLEVELAND	.304	270	82	10	44
---	0	0	0	0	DETROIT	.261	280	73	10	39
---	0	0	0	0	KANSAS CITY	.269	212	57	4	20
---	0	0	0	0	MILWAUKEE	.274	215	59	7	32
---	0	0	0	0	MINNESOTA	.217	198	43	7	19
---	0	0	0	0	NEW YORK	.214	173	37	4	13
---	0	0	0	0	SEATTLE	.270	226	61	7	34
---	0	0	0	0	TEXAS	.249	193	48	3	21
---	0	0	0	0	TORONTO	.244	221	54	7	32
.118	51	6	0	1	BEFORE ASB	.248	1735	430	36	182
.315	54	17	1	7	AFTER ASB	.256	1424	365	52	200
.219	64	14	1	5	HOME	.264	1586	419	41	216
.220	41	9	0	3	AWAY	.239	1573	376	47	166
.000	11	0	0	0	vs. LEFT	.224	517	116	10	79
.245	94	23	1	8	vs. RIGHT	.257	2642	679	78	303
.200	40	8	0	2	DAY					
.231	65	15	1	6	NIGHT					
.133	15	2	0	0	APRIL	.243	383	93	11	40
.125	8	1	0	1	MAY	.259	560	145	13	63
.167	18	3	0	0	JUNE	.246	582	143	10	61
.214	14	3	0	1	JULY	.242	504	122	13	62
.333	9	3	1	2	AUGUST	.263	521	137	23	77
.268	41	11	0	4	SEPT/OCT	.255	609	155	18	79

**MAJOR LEAGUE FIELDING STATS**

**CATCHER**

YEAR	PCT.	G	PO	A	E	TC	DP	PB
1980	.867	2	13	0	2	15	0	0
1981	.990	59	275	30	3	308	1	3
1982	.977	86	397	29	10	436	5	10
1983	.980	89	274	26	6	306	5	5
1984	.977	125	693	58	18	769	5	8
1985	.983	139	768	78	15	861	13	11
1986	.994	134	866	65	6	937	10	14
1987	.976	51	306	14	8	328	1	8
1988	.992	93	570	40	5	615	4	6
1989	.981	91	486	36	10	532	6	6
1990	.996	48	207	30	1	238	6	8
1991	.976	43	192	13	5	210	4	3
1992	.988	40	227	12	3	242	2	2
<b>Totals</b>	<b>.984</b>	<b>1000</b>	<b>5274</b>	<b>431</b>	<b>92</b>	<b>5797</b>	<b>62</b>	<b>84</b>

**GEDMAN'S BEST**

<b>SEASON</b>
AVG: .295 (1985)
H: 147 (1985)
HR: 24 (1984)
RBI: 80 (1985)
SB: 2 (1985)
HIT STREAK: 15, 5/19-6/7, 1985
CAREER GRAND SLAMS: 3, 8/10/86 at Detroit; 7/25/86 vs. California; 6/1/85 vs. Texas
<b>GAME</b>
H: 4 (five times), last time: 5/11/86 at Oakland
HR: 2 (three times), last time: 8/16/85 at New York
RBI: 7, 9/18/85 vs. Toronto

**54**

**RICH GOSSAGE**

**RHP**



**Richard Michael Gossage**

**1993 Opening Day Age: 41**

**Born:** Colorado Springs, Colorado, July 5, 1951

**Bats:** Right      **Throws:** Right

**Height:** 6-3      **Weight:** 225

**Major League Service:** 19 years, 118 days

**Obtained:** Originally signed as a free agent to a minor league contract, January 27, 1992; re-signed to a minor league contract, December 7, 1992.

**Contract Status:** First year of a one-year contract through 1993.

**1992 HIGHLIGHTS**—Came to the A's camp as a non-roster invitee and made the club as he went 1-0 with a save and a 0.73 ERA in Cactus League play...used

in middle relief by Tony La Russa and, until bicep tendinitis cut his season short in July, was a key member of the A's pen...got off to tough start allowing homers to Brett and Jorge Bell in his first two outings but settled down the rest of April to give up just 1 earned run over 7.1 innings...made career appearance number 900 on April 13th at Kansas City...allowed 4 earned runs in 6 outings May 5-25th and that stretch pushed his season ERA over 4.00...but, Goose lowered his final ERA to 2.84 by allowing just 5 earned runs over his last 15 appearances covering 22.1 innings...last relief appearance of 1992 was July 18th vs. Detroit...was placed on the disabled list July 24th with the tendinitis and he remained on the DL the remainder of the season and throughout the A's post season play...during the year, retired the first batter faced in 18 of his 30 appearances and allowed just 2 of 13 inherited runners to score...league hitters hit .230 vs. Goose as he gave up just 32 hits in 38.0 innings...1992 the first time in 19 years, and only the second time in his storied career that he did not record a win or save...only happened before in 1973 with the White Sox...ranks fourth all-time with 308 saves, sixth in games pitched with 927, and third in baseball history with 108 relief wins.

**CAREER:** **1970**—after his high school graduation signed with the White Sox after being Chicago's 9th round selection. **1971**—named the Midwest League Pitcher of the Year after leading the league in wins (18), ERA (1.83), complete games (15) and shutouts (7). **1972**—spent the full season in Chicago's bullpen...finished 7-1 with 2 saves. **1973**—split the year between the White Sox and Triple-A Iowa. **1974**—split the year between Chicago and Double-A Appleton. **1975**—moved to the major leagues to stay...led the league in saves (26) and was named the AL Fireman of the Year. **1976**—worked almost exclusively as a starter for the only time in his career and became the first pitcher in ML history to earn All-Star honors as a reliever and starter in consecutive seasons...traded to Pittsburgh in December along with Terry Forster for Richie Zisk and Silvio Martinez. **1977**—set an NL strikeout record for a relief pitcher with 151 strikeouts in 133 innings and finished third in the loop with 26 saves...was granted free agency at the end of the year and signed with the Yankees in November. **1978**—named the league Fireman of the Year after a league high 27 saves...recorded a win in Game #4 of the World Series vs. Los Angeles. **1979**—missed most of the first half of the season after injuring his right thumb in a clubhouse scuffle with teammate Cliff Johnson April 16...returned to earn September AL Pitcher of the Month honors. **1980**—tied for the AL lead in saves (33) and finished third in both the AL MVP voting and Cy Young balloting. **1981**—in the strike-shortened season finished with a career low 0.77 ERA...earned a pair of saves vs. the Dodgers in the World Series. **1982**—reached the 30 save total for the second time in his career...struckout 102 in 93.0 innings. **1983**—his final season in New York (first stint)...posted a career high 13 wins to go with 22 saves and 90 strikeouts in 87.1 innings. **1984**—granted free agency at the end of 1983 and signed with San Diego in January...was 10-6 with a club high 25 saves, named to his eighth All-Star squad and was instrumental in San Diego's first and only trip to the World Series...recorded the save in the final game of the NLCS to clinch the Series spot for the Padres. **1985**—recorded his 21 saves through July 30th before undergoing surgery to repair cartilage damage in his right knee. **1986**—recorded 15 saves in the first half...pitched only twice after August 27th, due to a 20-day suspension imposed by the Padres...despite that recorded 20 or more saves for the seventh consecutive season. **1987**—final season in San Diego and missed the first month of the season with torn cartilage in his rib cage...finished with fewer than 20 saves for the first time since 1979. **1988**—traded to the Cubs in a four-player trade in February...pitched just the one season for the Cubs and finished with 13 saves. **1989**—released by the Cubs in spring training and then signed in April by San Francisco...was 2-1 with 4 saves for the Giants in 31 games before he was released August 4th...the Yankees brought him back to New York when they claimed him off waivers August 10th...with a win over Seattle September 7th became only the seventh pitcher, the first relief pitcher, to record wins over all 26 major league clubs. **1990**—was signed in July by the Fukuoka Daiei Hawks of the Japanese Pacific League...finished out the year in Japan where he was 2-3 with a 4.40 ERA and 8 saves in 23 games. **1991**—with the exception of a brief injury rehab assignment at Triple-A, spent the full season with Texas...finished fourth on the Rangers staff in appearances (44) and games finished (16)...went on the disabled list June 17th with a pulled muscle in his



rehabilitation disability assignment to Oklahoma City, August 28 to September 1. Granted free agency, October 30. 1992 -- Signed by Oakland Athletics organization, January 27. On disabled list, July 19 to end of season. Granted free agency, November 6; re-signed by Oakland Athletics organization, December 7.

### DIVISION SERIES RECORD

Year	Club/Opp.	W	L	ERA	G	GS	CG	SHO	SV	IP	H	R	ER	BB	SO
1981	N.Y. vs. MIL	0	0	0.00	3	0	0	0	2	6.2	3	0	0	2	8

### LEAGUE CHAMPIONSHIP SERIES RECORD

Year	Club/Opp.	W	L	ERA	G	GS	CG	SHO	SV	IP	H	R	ER	BB	SO
1978	N.Y. vs. K.C.	1	0	4.50	2	0	0	0	1	4.0	3	2	2	0	3
1980	N.Y. vs. K.C.	0	1	54.00	1	0	0	0	0	0.1	3	2	2	0	0
1981	N.Y. vs. OAK	0	0	0.00	2	0	0	0	1	2.2	1	0	0	0	2
1984	S.D. vs. CHI	0	0	4.50	3	0	0	0	1	4.0	5	2	2	1	5
<b>Totals</b>		<b>1</b>	<b>1</b>	<b>4.91</b>	<b>8</b>	<b>0</b>	<b>0</b>	<b>0</b>	<b>3</b>	<b>11.0</b>	<b>12</b>	<b>6</b>	<b>6</b>	<b>1</b>	<b>10</b>

### WORLD SERIES RECORD

Year	Club/Opp.	W	L	ERA	G	GS	CG	SHO	SV	IP	H	R	ER	BB	SO
1978	N.Y. vs. L.A.	1	0	0.00	3	0	0	0	0	6.0	1	0	0	1	4
1981	N.Y. vs. L.A.	0	0	0.00	3	0	0	0	2	5.0	2	0	0	2	5
1984	S.D. vs. DET	0	0	13.50	2	0	0	0	0	2.2	3	4	4	1	2
<b>Totals</b>		<b>1</b>	<b>0</b>	<b>2.63</b>	<b>8</b>	<b>0</b>	<b>0</b>	<b>0</b>	<b>2</b>	<b>13.2</b>	<b>6</b>	<b>4</b>	<b>4</b>	<b>4</b>	<b>11</b>

### ALL-STAR GAME RECORD

Year	Club/Site	W	L	ERA	G	GS	CG	SHO	SV	IP	H	R	ER	BB	SO
1975	A.L./Mil.	0	0	9.00	1	0	0	0	0	1.0	1	1	1	0	0
1976	A.L./Phi.														
1977	N.L./N.Y. (AL)	0	0	18.00	1	0	0	0	0	1.0	1	2	2	1	2
1978	A.L./S.D.	0	1	36.00	1	0	0	0	0	1.0	4	4	4	1	1
1980	A.L./L.A.	0	0	0.00	1	0	0	0	0	1.0	1	0	0	0	0
1981	A.L./Cle.														
1982	A.L./Mon.														
1984	N.L./S.F.	0	0	0.00	1	0	0	0	1	1.0	1	0	0	0	2
1985	N.L./Min.	0	0	0.00	1	0	0	0	0	1.0	0	0	0	1	2
<b>Totals</b>		<b>0</b>	<b>1</b>	<b>10.50</b>	<b>6</b>	<b>0</b>	<b>0</b>	<b>0</b>	<b>1</b>	<b>6.0</b>	<b>8</b>	<b>7</b>	<b>7</b>	<b>3</b>	<b>7</b>

### VS. AL 1992 AND CAREER

1992	ERA	W	L	SV	G	IP	H	ER	CAREER vs. TEAM	ERA	W	L	SV	G	IP	H	ER
2.08	0	0	0	4	4.1	3	1	BALTIMORE	2.40	9	5	10	50	108.2	85	29	
---	0	0	0	0	0.0	0	0	BOSTON	3.11	3	5	18	43	107.0	87	37	
6.00	0	0	0	2	3.0	4	2	CALIFORNIA	2.08	9	6	16	46	108.0	76	25	
9.00	0	0	0	2	1.0	1	1	CHICAGO	3.33	2	3	12	31	46.0	35	17	
1.69	0	0	0	4	5.1	3	1	CLEVELAND	1.26	9	4	15	45	78.2	67	11	
1.93	0	0	0	3	4.2	5	1	DETROIT	3.17	8	3	15	48	93.2	80	33	
3.38	0	0	0	2	2.2	1	1	KANSAS CITY	3.20	6	9	14	49	109.2	87	39	
0.00	0	0	0	2	4.2	3	0	MILWAUKEE	3.63	4	7	11	38	89.1	82	36	
3.00	0	1	0	3	3.0	2	1	MINNESOTA	3.86	9	9	11	51	116.2	107	50	
0.00	0	0	0	2	1.1	1	0	NEW YORK	3.38	2	4	4	22	53.1	55	20	
3.00	0	0	0	2	3.0	6	1	SEATTLE	2.85	1	3	14	33	47.1	45	15	
0.00	0	0	0	1	2.2	0	0	TEXAS	3.56	4	6	15	41	81.0	69	32	
11.57	0	1	0	3	2.1	3	3	TORONTO	4.86	3	3	14	34	53.2	40	29	
2.80	0	2	0	28	35.1	29	11	BEFORE ASB	2.90	57	55	164	511	959.1	771	309	
3.37	0	0	0	2	2.2	3	1	AFTER ASB	2.98	60	47	144	416	755.0	633	250	
3.10	0	0	0	15	20.1	18	7	HOME	2.77	72	38	152	457	832.2	675	256	
2.55	0	2	0	15	17.2	14	5	AWAY	3.09	45	64	156	470	881.2	729	303	
1.80	0	0	0	9	10.0	11	2	DAY									
3.21	0	2	0	21	28.0	21	10	NIGHT									
2.89	0	1	0	8	9.1	6	3	APRIL	3.32	11	13	35	126	214.1	168	79	
4.32	0	0	0	9	8.1	6	4	MAY	2.42	18	13	68	170	312.2	238	84	
1.93	0	0	0	8	14.0	13	3	JUNE	3.03	17	21	47	164	336.0	282	113	
2.84	0	1	0	5	6.1	7	2	JULY	2.96	25	21	47	160	279.1	238	92	
---	0	0	0	0	0.0	0	0	AUGUST	3.23	21	17	56	155	275.2	227	99	
---	0	0	0	0	0.0	0	0	SEPT/OCT	2.79	25	17	55	152	296.1	251	92	

MAJOR LEAGUE FIELDING STATS

PITCHER

YEAR	PCT.	G	PO	A	E	TC	DP
1972	.929	36	3	10	1	14	1
1973	.909	20	5	5	1	11	0
1974	.895	39	3	14	2	19	1
1975	.903	62	3	25	3	31	3
1976	.938	31	18	27	3	48	1
1977	.933	72	4	10	1	15	0
1978	.857	63	6	12	3	21	0
1979	1.000	36	1	4	0	5	0
1980	.846	64	1	10	2	13	0
1981	.900	32	2	7	1	10	1
1982	1.000	56	2	6	0	8	1
1983	.833	57	2	3	1	6	0
1984	1.000	62	5	8	0	13	0
1985	1.000	50	0	7	0	7	1
1986	1.000	45	2	5	0	7	0
1987	1.000	40	2	5	0	7	0
1988	1.000	46	1	7	0	8	0
1989	.917	42	7	4	1	12	1
1991	.800	44	2	2	1	5	0
1992	1.000	30	2	4	0	6	0
Totals	.925	927	71	175	20	266	10

GOSSAGE'S BEST

SEASON

W: 13 (1983)  
 SV: 33 (1980)  
 CG: 15 (1976)  
 ERA: 0.77 (1981)  
 G: 72 (1977)  
 IP: 224.0 (1976)  
 SO: 151 (1977)  
 LONGEST WINNING STREAK: 7, 5/29-9/24, 1972  
 LONGEST LOSING STREAK: 8, 10/4/72-7/9/74

GAME

LOW HIT CG: 3, 4/13/76 vs. Minnesota  
 IP: 11.2, 5/15/76 vs. Kansas City  
 SO: 10, 5/6/76 vs. Baltimore

38

BOB MILACKI

RHP



Robert Milacki

1993 Opening Day Age: 28

Born: Trenton, New Jersey, July 28, 1964

Bats: Right Throws: Right

Height: 6-4 Weight: 230

Major League Service: 3 years, 155 days

Obtained: Signed as a free agent to a minor league contract, January 28, 1993.

Contract Status: First year of a one-year contract through 1993.

**1992 HIGHLIGHTS** — Began the season in Baltimore's starting rotation and was 4-2 with a 4.73 ERA after 9 starts through May 24th...then went 1-4 over his next 9 starts before being optioned to Rochester of the International League on July 15th...had lost 4 consecutive decisions and was 5-7 with a 6.34 ERA (92.1 IP, 119 hits, 36 BB, 45 SO) when he was optioned...did not return to the Orioles until the roster expanded in September...at Rochester won his first 5 decisions...in 9 starts worked at least 6.0 innings seven times and allowed 2 or fewer earned runs 5 times...after a 7-1 record for the Red Birds, returned to the Orioles September 1st and started that night at the Coliseum vs. the A's...carried a shutout into the 9th inning and wound up working 8 plus innings to defeat Slusarski and the Athletics by a 5-1 score...with the win, snapped his personal 4 game losing streak which tied the longest of his career...made five September appearances, 2 starts, and was 1-1 with a 3.86 ERA (23.1 IP, 21 hits, 10 runs, earned, 8 BB, 6 SO)...for the year opponents scored first inning runs in 12 of his 20 starts and as a starter he allowed 21 of his 73 runs in the first inning (29%)...Sorrento's first inning homer off Milacki April 8th was the first homer ever hit in Camden Yards...after his first 3 starts had allowed AL hitters just a .197 average but the league hit .316 vs. Bob the remainder of the season...his 5.84 ERA was the highest among major league pitchers who worked 90.0 or more innings...worked 6.1 relief innings vs. Toronto on September 24th which was the longest relief stint by an Orioles pitcher in four years.

**CAREER: 1983**—selected by the Orioles in the 2nd round (secondary phase) of the June draft but did not sign until August 15th...had previously been drafted by San Diego in the 1st round of the January, 1983 draft. **1984**—first pro season

and he pitched at Hagerstown of the Carolina League...in 77.2 innings allowed 69 hits with 62 strikeouts. **1985**—split the season between Hagerstown and Daytona Beach...twice he spent time on the disabled list and finished the year a combined 4-6 in just 15 games, 13 starts. **1986**—made three different stops in the Baltimore farm system....working again at Hagerstown plus Miami and Charlotte...was 8-10 combined at all three places in 26 appearances, 24 starts. **1987**—pitched the full season for Charlotte of the Southern League and won a then career best 11 games...on May 28th of that year carried a no-hitter into the 12th inning vs. Chattanooga...wound up with a 1-hitter in 13 innings to record the win. **1988**—started the year in Charlotte but by the end of the year had worked his way to Rochester and then Baltimore to make a dazzling major league debut...was a combined 15-9 at Charlotte and Rochester before the O's called September 13th...got off to one of the finest starts in Orioles' history...made 3 starts, the only 3 games the Orioles won after September 11th (19 games)...made his debut at Detroit September 18th...tossed a combined one-hit-2-0 shutout...had a no decision in his next start despite handing the bullpen the lead in the 9th inning...then in his third and final start he shutout the Yankees on 3-hits with a career high 10 strikeouts...led the entire Baltimore organization in wins, innings, starts and complete games. **1989**—first full major league season and he tied the A's Dave Stewart and Kansas City's Gubicza for the AL lead in games started (36)...was the first rookie in 71 years to lead the AL in starts...was 1 start shy of the AL record for most starts by a rookie...his 243 innings were an Orioles record for a rookie, and 5th overall in the AL...led the O's staff in starts, innings, shutouts (2) and strikeouts (113)...won a career high 14 games as he finished the season with a 5 game winning streak...on April 23rd at Memorial Stadium vs. the Twins, Bob became only the third Baltimore pitcher to face the minimum 27 batters in a 9-inning complete game beating the Twins with a 3-hitter. **1990**—opening day starter at KC but won only once in his first 10 starts (1-3, 5.33)...won consecutive starts May 29th and June 3rd but won only twice more the remainder of the season...went on the DL July 31st with a strained right shoulder...returned September 1st and won his only start. **1991**—led the Orioles in wins (10), innings (184) and starts (26) despite opening the season at Double-A Hagerstown and making his first start with Baltimore on May 20th...on July 13th vs. the A's at the Coliseum he worked the first 6.0 innings in a combined no-hitter...Milacki along with Mike Flanagan, Mark Williamson and Gregg Olson tossed the first O's no-hitter since Jim Palmer against the A's in 1969...it was only the second time in ML history a no-hitter was shared by four pitchers...the other occasion also involved the A's as Vida Blue, Glenn Abbott, Paul Lindblad and Rollie Fingers no-hit California August 24, 1975.

**PERSONAL/MISCELLANEOUS:** Played football, basketball, and baseball at Lake Havasu (Arizona) High School...was all-state in baseball...played one year at Yavapai Junior College (Prescott, Arizona)...is an avid fisherman...Bob and his wife, the former Kimberly Myciek, are the parents of a daughter, Brittany Nicole (5/19/90)...the Milacki's make their winter home in Lake Havasu, Arizona.

#### LIFETIME PITCHING RECORD

Year	Club	W	L	ERA	G	GS	CG	SHO	SV	IP	H	R	ER	BB	SO
1984	Hagerstown	4	5	3.36	15	13	1	0	0	77.2	69	35	29	48	62
1985	Daytona Beach	1	4	3.99	8	6	2	0	0	38.1	32	23	17	26	24
	Hagerstown	3	2	2.66	7	7	1	0	0	40.2	32	16	12	22	37
1986	Hagerstown	4	5	4.75	13	12	1	1	0	60.2	69	59	32	37	46
	Miami	4	4	3.74	12	11	0	0	0	67.1	70	36	28	27	41
	Charlotte	0	1	6.75	1	1	0	0	0	5.1	7	4	4	4	6
1987	Charlotte	11	9	4.56	29	24	2	0	1	148.0	168	86	75	66	101
1988	Charlotte	3	1	2.39	5	5	1	0	0	37.2	26	11	10	12	29
	Rochester	12	8	2.70	24	24	11	3	0	176.2	174	62	53	65	103
	BALTIMORE	2	0	0.72	3	3	1	1	0	25.0	9	2	2	9	18
1989	BALTIMORE	14	12	3.74	37	36	3	2	0	243.0	233	105	101	88	113
1990	BALTIMORE	5	8	4.46	27	24	1	1	0	135.1	143	73	67	61	60
1991	Hagerstown	3	0	1.06	3	3	0	0	0	17.0	14	3	2	3	18
	BALTIMORE	10	9	4.01	31	26	3	1	0	184.0	175	86	82	53	108
1992	Rochester	7	1	4.57	9	9	3	0	0	61.0	57	33	31	21	35
	BALTIMORE	6	8	5.84	23	20	0	0	1	115.2	140	78	75	44	51
<b>M.L. Totals</b>		<b>37</b>	<b>37</b>	<b>4.19</b>	<b>121</b>	<b>109</b>	<b>8</b>	<b>5</b>	<b>1</b>	<b>703.0</b>	<b>700</b>	<b>344</b>	<b>327</b>	<b>255</b>	<b>350</b>

**CAREER TRANSACTIONS:** 1983 -- Selected by the San Diego Padres organization in 1st round (9th pick overall) of free-agent draft, January 11. Selected by the Baltimore Orioles organization in secondary

**MILACKI, cont.**

phase of free agent draft, June 6, 1990 -- On disabled list, July 31 to September 1, 1992 -- Granted free agency, December 18, 1993 -- Signed by the Oakland Athletics organization, January 28.

**VS. AL 1992 AND CAREER**

1992							CAREER							
ERA	W	L	SV	G	IP	H ER	vs. TEAM	ERA	W	L	SV	G	IP	H ER
---	0	0	0	0	0.0	0 0	BALTIMORE	---	0	0	0	0	0.0	0 0
3.29	1	0	0	2	13.2	13 5	BOSTON	4.81	1	3	0	7	39.1	42 21
4.61	1	0	0	2	13.2	17 7	CALIFORNIA	2.92	2	2	0	8	52.1	53 17
5.29	2	1	0	3	17.0	22 10	CHICAGO	5.68	4	4	0	9	52.1	60 33
3.68	0	1	1	2	7.1	6 3	CLEVELAND	2.74	4	3	1	11	69.0	63 21
6.75	1	2	0	3	16.0	16 12	DETROIT	4.44	6	7	0	17	95.1	74 47
---	0	0	0	0	0.0	0 0	KANSAS CITY	3.68	2	1	0	8	51.1	50 21
7.71	0	1	0	2	9.1	13 8	MILWAUKEE	4.47	3	4	0	10	54.1	58 27
10.57	0	1	0	2	7.2	12 9	MINNESOTA	5.01	4	4	0	12	64.2	75 36
13.50	0	1	0	3	8.0	19 12	NEW YORK	3.44	5	1	0	11	73.1	70 28
---	0	0	0	0	0.0	0 0	SEATTLE	8.27	1	1	0	5	20.2	28 19
9.00	0	0	0	1	3.0	7 3	TEXAS	4.33	1	1	0	6	35.1	41 17
1.42	0	0	0	1	6.1	3 1	TORONTO	4.71	2	3	0	8	42.0	39 22
6.34	5	7	0	18	92.1	119 65	BEFORE ASB	4.84	18	23	0	69	383.1	421 206
3.86	1	1	1	5	23.1	21 10	AFTER ASB	3.41	19	14	1	52	319.2	279 121
6.00	4	4	0	12	60.0	76 40	HOME	4.50	17	18	0	59	340.0	359 170
5.66	2	4	1	11	55.2	64 35	AWAY	3.89	20	19	1	62	363.0	341 157
5.20	2	1	1	7	36.1	40 21	DAY	3.78	9	7	1	29	164.1	141 69
6.13	4	7	0	16	79.1	100 54	NIGHT	4.31	28	30	0	92	538.2	559 258
5.33	1	2	0	5	27.0	28 16	APRIL	3.83	4	3	0	16	94.0	79 40
4.66	3	1	0	5	29.0	40 15	MAY	5.12	5	10	0	23	117.2	144 67
6.90	1	2	0	6	30.0	39 23	JUNE	4.54	8	6	0	24	146.2	160 74
15.63	0	2	0	2	6.1	12 11	JULY	5.59	3	10	0	19	96.2	105 60
---	0	0	0	0	0.0	0 0	AUGUST	3.46	6	4	0	12	88.1	76 34
3.86	1	1	1	5	23.1	21 10	SEPT/OCT	2.93	11	4	1	27	159.2	136 52

**MAJOR LEAGUE FIELDING STATS**

**PITCHER**

YEAR	PCT.	G	PO	A	E	TC	DP
1988	1.000	3	4	3	0	7	1
1989	.965	37	27	28	2	57	5
1990	.974	27	21	16	1	38	2
1991	.959	31	23	24	2	49	4
1992	1.000	23	14	10	0	24	0
<b>Totals</b>	<b>.971</b>	<b>121</b>	<b>89</b>	<b>81</b>	<b>5</b>	<b>175</b>	<b>12</b>

**MILACKI'S BEST SEASON**

W: 14 (1989)  
 SV: 1 (1992)  
 CG: 3 (1989 & 1991)  
 ERA: 3.74 (1989)  
 G: 37 (1989)  
 IP: 243.0 (1989)  
 SO: 113 (1989)  
 LONGEST WIN STREAK: 6, 9/5/89-4/20/90  
 LONGEST LOSING STREAK: 4 (twice), last time: 6/13-7/12, 1992

**GAME**

LOW HIT CG: 3 (four times), last time: 6/30/90 at Minnesota  
 IP: 9.1, 5/18/89 vs. Cleveland  
 SO: 10 (twice), last time: 9/4/91 at Toronto

**11**

**GARY PETTIS**

**OF**



**Gary George Pettis**

**1993 Opening Day Age:** 35  
**Born:** Oakland, California, April 3, 1958  
**Bats:** Switch **Throws:** Right  
**Height:** 6-1 **Weight:** 160  
**Major League Service:** 9 years, 21 days  
**Obtained:** Signed as a free agent to a minor league contract, December 15, 1992.  
**Contract Status:** First year of a one-year contract through 1993.

**1992 HIGHLIGHTS** — A busy season for the veteran center fielder as Gary played for three different major league clubs in addition to a brief stop in the minor

leagues...went to spring training with Texas but finished the season in Detroit after a stop in San Diego...at the conclusion of spring training was released by the Rangers and then signed by San Diego on April 14th...appeared in 30 games for the Padres mostly as a defensive replacement and pinch-runner before he was released by San Diego June 21st...in July signed a triple-A contract with Detroit...after 10 games at Toledo Gary was brought to Detroit on July 19th and he was immediately installed as the Tigers starting center fielder...started 45 of the next 48 games until he pulled his right hamstring in Chicago September 10th and was finished for the year...homer off Mike Boddicker August 29th his first since June 18, 1990...despite playing in just 48 games for Detroit, Pettis led the Tigers with 13 steals.

**CAREER:1979**—selected by California in the January draft and opened his pro career in Idaho Falls...led the Pioneer League with 10 triples. **1980**—moved to Salinas and stole 43 bases in 56 attempts. **1981**—at Holyoke walked 86 times and stole 55 bases in 120 games. **1982**—first year of triple-A baseball and led the PCL in steals (53) and triples (14)...made his major league debut September 13 in Chicago...first major league hit was a game-winning homer off then Texas righthander Bobby Darwin. **1983**—played his second full season of triple-A and topped the PCL with 138 runs...Angels brought Gary to Anaheim in September and he wound up leading California with 8 steals...hit three homers in three games September 25-27th. **1984**—first full major league season and stole 48 bases for the fourth best total in the loop. **1985**—improved his batting average 30 points and totaled 13 assists from the outfield...became the first Angel to steal 40 or more bases two consecutive years as Gary finished with 56 steals, the second best total in California history...won his first Rawlings Gold Glove for fielding excellence. **1986**—won his second consecutive Gold Glove as Pettis led all AL outfielders with 462 putouts...became California's all-time stolen base leader when he stole his 140th career base August 2nd in Seattle...reached the 50 steal mark for the second straight season...Gary hit .346 in the ALCS vs. Boston with a homer and 4 RBI. **1987**—average dropped 50 points to .208 and in December was traded to Detroit for Dan Petry. **1988**—won his third Gold Glove and finished second in the league with 44 steals...cut his strikeouts to 85, his first full major league season under 100...stole 4 bases in an 18 inning game at New York September 11. **1989**—missed the first 34 games of the season with a sprained left thumb but still finished with 43 steals and won his fourth Gold Glove...added a career high 84 walks...granted free agency November 13 and signed by Texas later that month. **1990**—topped the Rangers in triples (8) and stolen bases (38) and was second in walks (57)...won his third consecutive and fifth overall Rawlings Gold Glove. **1991**—tied for the Texas club lead in triples (5), was second in stolen bases (29), and placed fifth in walks (54)...started 73 games in center field and appeared in 137 games overall, his best total since 1986...but his 282 at-bats were his fewest ever in a full major league season.

**PERSONAL/MISCELLANEOUS:** Born and raised in Oakland...graduated from Castlemont High School in 1976 and attended Laney Junior College for two years...one of five brothers...has won five Rawlings Gold Glove Awards (1985-86-88-89-90), tying for the sixth most ever by an AL outfielder...is just the fifth player in major league history to win the fielding award with 3 or more teams...is California's all-time leader in steals (182) and is the only Angel to have three different seasons of 40 or more stolen bases...Gary and his wife, the former Peggy DiFilippo, were married on January 27, 1990 and they have a daughter, Paige Nicole (2-5-91).

#### A's PRONUNCIATION GUIDE

Lance BLANKENSHIP (BLANK-en-ship)	Mike MOHLER (MO-ler)
Mike BORDICK (BOR-dick)	Islay MOLINA (MO-lina)
Joe BOEVER (BAY-ver)	Kirt OJALA (O-ja-la)
Scott BROSIUS (BRO-shus)	Craig PAQUETTE (PA-ket)
Dennis ECKERSLEY (ECK-erz-lee)	Todd REVENIG (REV-nig)
Johnny GUZMAN (GUZ-mon)	Joe SLUSARSKI (Slu-SAR-ski)
Shawn HILLEGAS (HILL-e-gas)	Terry STEINBACH (STINE-bach)
Vince HORSMAN (HORSE-men)	Tanyon STURTZE (Stirts)
Scott LYDY (LIE-dee)	David Zancanaro (ZANC-a-narrow)
Mark McGWIRE (Mc-GWHY-er)	

*PETTIS, cont.*

**LIFETIME PLAYING RECORD**

Year	Club	AVG.	G	AB	R	H	2B	3B	HR	RBI	BB	SO	SB	CS
1979	Idaho Falls	.318	50	198	39	63	10	10	3	26	17	53	15	5
1980	Salinas	.239	118	393	71	94	15	3	2	31	79	128	43	13
1981	Holyoke	.266	120	421	77	112	8	9	3	36	86	93	55	12
1982	Spokane	.288	133	528	108	152	22	14	1	59	78	107	53	18
	CALIFORNIA	.200	10	5	5	1	0	0	1	1	0	2	0	0
1983	Edmonton	.285	132	529	138	151	27	8	11	52	81	120	52	6
	CALIFORNIA	.294	22	85	19	25	2	3	3	6	7	15	8	3
1984	CALIFORNIA	.227	140	397	63	90	11	6	2	29	60	115	48	16
1985	CALIFORNIA	.257	125	443	67	114	10	8	1	32	62	125	56	9
1986	CALIFORNIA	.258	154	539	93	139	23	4	5	58	69	132	50	13
1987	Edmonton	.125	8	16	6	2	1	0	0	1	3	5	3	1
	CALIFORNIA	.208	133	394	49	82	13	2	1	17	52	124	24	5
1988	DETROIT	.210	129	458	65	96	14	4	3	36	47	85	44	10
1989	Toledo	.333	6	21	6	7	1	0	1	3	7	2	4	3
	DETROIT	.257	119	444	77	114	8	6	1	18	84	106	43	15
1990	TEXAS	.239	136	423	66	101	16	8	3	31	57	118	38	15
1991	TEXAS	.216	137	282	37	61	7	5	0	19	54	91	29	13
1992	SAN DIEGO	.200	30	30	0	6	1	0	0	0	2	11	1	0
	Toledo	.171	10	35	5	6	0	0	0	3	8	10	5	2
	DETROIT	.202	48	129	27	26	4	3	1	12	27	34	13	4
<b>A.L. Totals</b>		<b>.236</b>	<b>1153</b>	<b>3599</b>	<b>568</b>	<b>849</b>	<b>108</b>	<b>49</b>	<b>21</b>	<b>259</b>	<b>519</b>	<b>947</b>	<b>353</b>	<b>103</b>
<b>N.L. Totals</b>		<b>.200</b>	<b>30</b>	<b>30</b>	<b>0</b>	<b>6</b>	<b>1</b>	<b>0</b>	<b>0</b>	<b>0</b>	<b>2</b>	<b>11</b>	<b>1</b>	<b>0</b>
<b>M.L. Totals</b>		<b>.236</b>	<b>1183</b>	<b>3629</b>	<b>568</b>	<b>855</b>	<b>109</b>	<b>49</b>	<b>21</b>	<b>259</b>	<b>521</b>	<b>958</b>	<b>354</b>	<b>103</b>

**CAREER TRANSACTIONS:** 1979 -- Selected by the California Angels organization in 6th round of free agent draft, January 9. 1985 -- On disabled list, July 5 to 31. 1987 -- Traded to the Detroit Tigers for pitcher Dan Petry, December 5. 1988 -- On disabled list, July 30 to August 15. 1989 -- On disabled list, March 26 to May 15.; included rehabilitation disability assignment to Toledo, May 6 to 15. Granted free agency, November 13; signed by Texas Rangers, November 24. 1992 -- Released by Texas, April 3; signed by the San Diego Padres, April 14. Released by San Diego, June 21; signed by the Detroit Tigers, July 19. Granted free agency, October 28; signed by the Oakland Athletics organization, December 15.

**LEAGUE CHAMPIONSHIP SERIES RECORD**

Year	Club/Opp.	AVG.	G	AB	R	H	2B	3B	HR	RBI	BB	SO	SB	CS
1986	CAL vs. BOS	.346	7	26	4	9	1	0	1	4	3	5	0	2

**VS. AL 1992 AND CAREER**

1992	CAREER									
AVG.	AB	H	HR	RBI	vs. TEAM	AVG.	AB	H	HR	RBI
.111	9	1	0	0	BALTIMORE	.241	241	58	1	12
—	0	0	0	0	BOSTON	.205	219	45	2	15
.200	10	2	0	1	CALIFORNIA	.209	148	31	1	13
.154	13	2	0	1	CHICAGO	.234	329	77	2	23
.200	10	2	0	0	CLEVELAND	.268	280	75	1	29
---	0	0	0	0	DETROIT	.237	198	47	2	19
.222	18	4	1	3	KANSAS CITY	.229	332	76	1	17
.143	14	2	0	2	MILWAUKEE	.185	254	47	0	14
.250	16	4	0	1	MINNESOTA	.250	252	63	1	18
.286	7	2	0	0	NEW YORK	.251	275	69	0	14
.200	10	2	0	0	SEATTLE	.236	313	74	2	26
.182	11	2	0	4	TEXAS	.251	211	53	3	16
.273	11	3	0	0	TORONTO	.243	276	67	3	21
.200	30	6	0	0	BEFORE ASB	.237	1939	460	12	133
.202	129	26	1	12	AFTER ASB	.234	1690	395	9	126
.250	60	15	1	6	HOME	.236	1727	408	12	131
.172	99	17	0	6	AWAY	.235	1902	447	9	128
.302	43	13	0	6	vs. LEFT	.241	1192	287	2	85
.164	116	19	1	6	vs. RIGHT	.233	2437	568	19	174
.220	41	9	1	6	DAY	.260	1058	275	10	96
.195	118	23	0	6	NIGHT	.226	2571	580	11	163
.000	7	0	0	0	APRIL	.233	515	120	2	33
.188	16	3	0	0	MAY	.222	613	136	5	41
.429	7	3	0	0	JUNE	.246	684	168	5	49
.188	32	6	0	2	JULY	.225	528	119	2	41
.214	84	18	1	8	AUGUST	.224	651	146	1	39
.154	13	2	0	2	SEPT/OCT	.260	638	166	6	56

## MAJOR LEAGUE FIELDING STATS

### OUTFIELD

YEAR	PCT.	G	PO	A	E	TC	DP
1982	1.000	8	5	1	0	6	0
1983	.982	21	49	5	1	55	2
1984	.983	134	337	11	6	354	4
1985	.990	122	368	13	4	385	5
1986	.985	153	462	9	7	478	3
1987	.980	131	344	2	7	353	2
1988	.987	126	361	5	5	371	0
1989	.988	119	325	1	4	330	0
1990	.993	128	285	10	2	297	4
1991	.977	126	248	4	6	258	1
1992	.988	60	164	2	2	168	0
<b>Totals</b>	<b>.986</b>	<b>1128</b>	<b>2948</b>	<b>63</b>	<b>44</b>	<b>3055</b>	<b>21</b>

### PETTIS' BEST

#### SEASON

AVG: .258 (1986)

H: 139 (1986)

HR: 5 (1986)

RBI: 58 (1986)

SB: 56 (1985)

HIT STREAK: 11, 7/1-16, 1984

CAREER GRAND SLAMS: 1, 4/28/84 vs. Seattle

#### GAME

H: 4 (five times), last time: 7/29/89 vs. Minnesota

HR: 1 (21 times), last time: 8/29/92 vs. Kansas

City

RBI: 4, 4/28/84 vs. Seattle

2

## RAFAEL RAMIREZ

IF



### Rafael Emilio Ramirez

1993 Opening Day Age: 34

Born: San Pedro de Macoris, Dominican Republic, February 18, 1959

Bats: Right Throws: Right

Height: 5-11 Weight: 190

Major League Service: 12 years, 63 days

Obtained: Signed as a free agent January, 21, 1993.

Contract Status: First year of a one-year contract through 1993.

**1992 HIGHLIGHTS** — Fifth and last season with the Astros...for the second consecutive season played a back-up role...appeared in 57 games at shortstop and just 1 at third base...did not see any action at second base after making 18 starts there in 1991...overall appeared in 73 games which was his lowest total in 5 years...his 176 at-bats represented his lowest total in 12 seasons...saw his most extensive playing time in June and was just coming around with the bat, raising his average 26 points in the month, when he strained a chest muscle...was on the disabled list until July 27th and had just 40 more at-bats the remainder of the year...for the season hit lefthanders at a .329 clip (27 for 82) but on the flip side hit righthanders for a .181 average (17 for 94).

**CAREER: 1976**—signed by Atlanta as a 17 year-old free agent on September 28, 1976. **1977**—Rafael made his pro debut at Bradenton and was converted from an outfielder to a shortstop by the Braves. **1978**—split the year between Greenwood and Savannah...hit .273 for Greenwood in 81 games before he moved to Savannah. **1979**—spent the full year at Savannah and belted 10 homers which is still his professional high. **1980**—opened the year at Triple-A Richmond but after hitting .281 in 80 games made the jump to Atlanta in August...had a 4 hit game including his first major league hit in his third start on August 9th. **1981**—first full major league season as he took over Atlanta's starting shortstop position...he ranked fourth among NL shortstops in putouts (181) and total chances (517). **1982**—played in a career best 157 games and jumped his average 60 points to .278...tied his pro high with 10 homers helping the Braves to the NL West title...tied an NL record by participating in 6 double plays at Cincinnati June 27th...had the only multi-homer game of his career when he hit two vs. San Diego September 24th...in the only post season appearance of his career hit .182 in the NLCS vs. St. Louis. **1983**—hit a career high .297 and also set career bests for at-bats (622), runs (82), and hits (185)...his hit total the third best in the NL. **1984**—named to the NL All-Star squad but did not play in the game...he was the first Braves shortstop to be named to the All Star Game since Johnny Logan in 1955...was hitting .304 at the break but finished the year at .267...still topped all NL shortstops...also led league shortstops in putouts (251) and total chances (724). **1985**—had a career best 14 game hitting streak from July 31 to August 15th...led NL shortstops in double

**RAMIREZ, cont.**

plays (115) for the fourth consecutive year...underwent surgery to remove a bone chip in his right elbow on November 7th. **1986**—led the Braves with 19 steals...tied a major league record with 4 doubles vs. the Cubs on May 21st...started 82 games at shortstop, 40 at third base and three in the outfield. **1987**—his final season in Atlanta and he was limited to just 56 games and 179 at-bats due to partially torn ligaments in his left knee that had Rafael on the disabled list from July 2nd to September 25th...was traded to Houston in December for Ed Whited and Mike Stoker. **1988**—installed as the Astros everyday shortstop and led Houston with a .276 average...first Astro shortstop to lead the club in hitting since Denis Menke in 1970...had a career high 59 RBI and 30 doubles...also finished with a career low 23 errors...collected his 1,000th career hit with a double off former Athletic Jeff Parrett on July 4th. **1989**—set a Houston club record and tied the NL season high with 7 RBI at Chicago August 29th...all 7 RBI came in the first five innings...had five extra-inning game winning hits. **1990**—his last season as a regular and stole 10 bases...his best total in 4 years...also bumped his average up 15 points from the previous year. **1991**—used principally as a back-up and also saw his first career action at second base...made 45 starts, 27 at shortstop and 18 at second base...led the Astros with a career high 39 pinch-hit at-bats and 9 pinch-hits...had a streak of 5 consecutive pinch-hits June 26th to August 5th to set a Houston record...granted free agency in October.

**PERSONAL/MISCELLANEOUS:** Graduated from Gaston Fernando Dilione High School (San Pedro de Macoris, DR) in 1976...Rafael and his wife, Jacquoline, reside in San Pedro de Macoris in the off season with their son, Rafael Reynaldo (8/31/86).

**LIFETIME PLAYING RECORD**

Year	Club	AVG.	G	AB	R	H	2B	3B	HR	RBI	BB	SO	SB	CS
1977	Bradenton	.177	49	175	20	31	2	1	4	19	17	25	2	0
1978	Savannah	.206	38	131	14	27	4	0	2	13	5	25	1	0
	Greenwood	.273	81	282	54	77	15	3	6	46	41	44	4	5
1979	Savannah	.207	113	386	47	80	17	3	10	39	34	78	7	0
1980	Richmond	.281	80	281	33	79	15	3	5	38	12	54	4	3
	ATLANTA	.267	50	165	17	44	6	1	2	11	2	33	2	1
1981	ATLANTA	.218	95	307	30	67	16	2	2	20	24	47	7	3
1982	ATLANTA	.278	157	609	74	169	24	4	10	52	36	49	27	14
1983	ATLANTA	.297	152	622	82	185	13	5	7	58	36	48	16	12
1984	ATLANTA	.266	145	591	51	157	22	4	2	48	26	70	14	17
1985	ATLANTA	.248	138	568	54	141	25	4	5	58	20	63	2	6
1986	ATLANTA	.240	134	496	57	119	21	1	8	33	21	60	19	8
1987	ATLANTA	.263	56	179	22	47	12	0	1	21	8	16	6	3
1988	HOUSTON	.276	155	566	51	156	30	5	6	59	18	61	3	2
1989	HOUSTON	.246	151	537	46	132	20	2	6	54	29	64	3	1
1990	HOUSTON	.261	132	445	44	116	19	3	2	37	24	46	10	5
1991	HOUSTON	.236	101	233	17	55	10	0	1	20	13	40	3	3
1992	HOUSTON	.250	73	176	17	44	6	0	1	13	7	24	0	0
<b>M.L. Totals</b>		<b>.261</b>	<b>1539</b>	<b>5494</b>	<b>562</b>	<b>1432</b>	<b>224</b>	<b>31</b>	<b>53</b>	<b>484</b>	<b>264</b>	<b>621</b>	<b>112</b>	<b>75</b>

**CAREER TRANSACTIONS:** 1976 -- Signed as a free agent by the Atlanta Braves organization, September 28. 1980 -- On disabled list, June 23 to July 17. 1987 -- On disabled list, July 2 to September 25. Traded with cash to the Houston Astros in exchange for third baseman Ed Whited and pitcher Mike Stoker, December 8. 1990 -- On disabled list, July 12 to 27. 1991 -- Granted free agency, October 31. 1992 -- Re-signed by the Houston Astros organization, January 10. On disabled list, July 4 to 27. Granted free agency, October 5. 1993 -- Signed by the Oakland Athletics organization, January 21.

**LEAGUE CHAMPIONSHIP SERIES**

Year	Club/Opp.	AVG.	G	AB	R	H	2B	3B	HR	RBI	BB	SO	SB	CS
1982	ATL vs. ST.L	.182	3	11	1	2	0	0	0	1	1	1	0	0

**ALL-STAR GAME**

Year	Club/Site	AVG.	G	AB	R	H	2B	3B	HR	RBI	BB	SO	SB	CS
1984	N.L./S.F.													

(Did not play)

## VS. ML 1992 AND CAREER

1992						CAREER					
AVG.	AB	H	HR	RBI	vs. TEAM	AVG.	AB	H	HR	RBI	
.243	136	33	1	12	BEFORE ASB	.264	3022	799	21	247	
.275	40	11	0	1	AFTER ASB	.256	2472	633	32	237	
.225	89	20	0	5	HOME	.261	2579	674	24	254	
.276	87	24	1	8	AWAY	.260	2915	758	29	230	
.329	82	27	1	6	vs. LEFT	.280	1713	479	17	167	
.181	94	17	0	7	vs. RIGHT	.252	3781	953	36	317	
.271	59	16	0	4	DAY	.277	1591	440	16	164	
.239	117	28	1	9	NIGHT	.254	3903	992	37	320	
.207	29	6	1	2	APRIL	.258	796	205	8	57	
.225	40	9	0	3	MAY	.263	985	259	6	87	
.269	67	18	0	7	JUNE	.265	1009	267	6	81	
.222	9	2	0	0	JULY	.248	767	190	6	66	
.292	24	7	0	0	AUGUST	.272	1039	283	12	102	
.286	7	2	0	1	SEPT/OCT	.254	898	228	15	91	

### MAJOR LEAGUE FIELDING STATS

#### SECOND BASE

YEAR	PCT.	G	PO	A	E	TC	DP
1991	.978	27	35	52	2	89	9
<b>Totals</b>	<b>.978</b>	<b>27</b>	<b>35</b>	<b>52</b>	<b>2</b>	<b>89</b>	<b>9</b>

#### THIRD BASE

YEAR	PCT.	G	PO	A	E	TC	DP
1986	.930	57	18	89	8	115	6
1987	.947	12	7	11	1	19	3
1991	1.000	2	0	1	0	1	0
1992	1.000	1	0	1	0	1	0
<b>Totals</b>	<b>.934</b>	<b>72</b>	<b>25</b>	<b>102</b>	<b>9</b>	<b>136</b>	<b>9</b>

#### SHORTSTOP

YEAR	PCT.	G	PO	A	E	TC	DP
1980	.949	46	63	140	11	214	25
1981	.942	95	181	306	30	517	55
1982	.956	157	300	528	38	866	130
1983	.949	152	232	490	39	761	116
1984	.959	145	251	443	30	724	94
1985	.954	133	214	451	32	697	115
1986	.952	86	137	282	21	440	62
1987	.946	38	59	99	9	167	30
1988	.965	154	232	408	23	663	68
1989	.945	149	189	326	30	545	60
1990	.953	129	190	321	25	536	57
1991	.953	45	51	71	6	128	13
1992	.961	57	60	113	7	180	17
<b>Totals</b>	<b>.953</b>	<b>1386</b>	<b>2159</b>	<b>3978</b>	<b>301</b>	<b>6438</b>	<b>842</b>

### OUTFIELD

YEAR	PCT.	G	PO	A	E	TC	DP
1986	1.000	3	1	0	0	1	0
<b>Totals</b>	<b>1.000</b>	<b>3</b>	<b>1</b>	<b>0</b>	<b>0</b>	<b>1</b>	<b>0</b>

#### RAMIREZ' BEST

##### SEASON

AVG: .297 (1983)

H: 185 (1983)

HR: 10 (1982)

RBI: 59 (1988)

SB: 27 (1982)

HIT STREAK: 14, 7/31-8/15, 1985

CAREER GRAND SLAMS: 2, 8/29/89 at Chicago; 5/29/88 at Chicago

##### GAME

H: 5, 9/8/83 vs. San Francisco

HR: 2, 9/24/82 vs. San Diego

RBI: 7, 8/29/89 at Chicago

# 73

# DOUG ROBBINS

# C



### Douglas Richard Robbins

1993 Opening Day Age: 26

Born: Pittsburgh, Pennsylvania, July 6, 1966

Bats: Right Throws: Right

Height: 6-1 Weight: 210

Major League Service: None

Obtained: Acquired from the Baltimore Orioles in exchange for pitcher Lee Cusey, January 29, 1993.

Contract Status: First year of a one-year contract through 1993.

**1992 HIGHLIGHTS**—After two seasons at Double-A Hagerstown spent the full year at Triple-A Rochester and hit .309 in 93 games...third time in four pro seasons that Doug has hit .300 or better...appeared in 53 games behind the plate, 27 games at first base and 10 games as the Red Birds designated

**ROBBINS, cont.**

hitter...hit .300 or better in 4 of the 6 months during the season...hottest stretch of the year an 11 game span July 25th through August 5th when he hit at a .462 pace (18 for 39) with 10 RBI and 10 runs scored...finished off the year hitting at a .403 clip going 29 for his last 72 with 4 homers, 16 RBI and 19 runs scored...made just 2 errors in 317 total chances behind the plate fielding at a .994 rate...in his 10 games as Rochester's DH hit .364 (12 for 33) with 4 doubles, 3 RBI and 5 walks.

**CAREER: 1988**—after an outstanding collegiate career at Stanford University was selected by Baltimore in the 10th round of the June draft...played that summer with the US Olympic team and hit .333 for the gold medal winning team in Seoul, Korea...was the starting catcher in the gold medal game, a 5-3 win over Japan pitched by Jim Abbott...hit .353 overall for Team USA during the squad's 53-game summer tour. **1989**—first pro season and was the top hitting catcher in the Carolina League at Frederick with a .301 average in 57 games. **1990**—at Double-A Hagerstown nailed 40% (21 of 53) of would-be base stealers, sixth best mark in the Eastern League...started off the year hitting at a .175 rate over his first 19 games and ended slowly going 0 for his last 16 but in between hit at a .279 pace...finished the season with his lowest pro average (.242). **1991**—attended his first major league camp but spent the year again at Hagerstown...his .304 average would have been the 4th best mark in the Eastern League but he did not have enough at-bats to qualify...reached via a hit or walk in 77 of the 92 games he appeared in, including 30 consecutive games in which he had a plate appearance, June 30th-August 12th.

**PERSONAL/MISCELLANEOUS:** Graduated from Miramonte High School (Orinda, California) in 1984 and was raised in Moraga, California which is about a 20 minute drive from the Oakland Coliseum...played in the 1982 American Legion World Series where his team finished second...played baseball in high school but was injured for most of his senior season...in the summer following his senior year played on the Northern California baseball team that went to Japan...also played football at Miramonte and was recognized as All-League, All-East Bay area and All-Northern California in football his senior year...named Miramonte's Athlete of the Year as a senior...was a top student in Spanish in high school...went on to Stanford University and earned a degree in economics...started for both the 1987 and 1988 NCAA Division I National Championship clubs...named to the 1988 All-College World Series team after he threw out 5 of 7 attempted base stealers and hit a 3-run homer vs. Cal-State Fullerton to help put Stanford in the championship game...named Stanford's Most Inspirational Player and, as mentioned above, was a member of the U.S. Olympic club that won the gold medal at Seoul, Korea in the summer of 1988...Doug is single and still makes his home in Moraga, California.

**LIFETIME PLAYING RECORD**

Year	Club	AVG.	G	AB	R	H	2B	3B	HR	RBI	BB	SO	SB	CS
1989	Frederick	.301	57	174	29	54	7	3	5	30	32	35	2	1
1990	Hagerstown	.242	102	322	43	78	16	2	2	38	56	51	2	4
1991	Hagerstown	.304	92	286	45	87	12	1	0	28	71	48	4	3
1992	Rochester	.309	93	288	45	89	19	1	6	46	43	50	8	4

**CAREER TRANSACTIONS: 1988** -- Selected by the Baltimore Orioles in the 10th round of the free agent draft, June 1. **1993** -- Traded to the Oakland Athletics organization for pitcher Lee Cusey, January 29.

**THE A's AND THE AMERICAN LEAGUE, 1992**

CATEGORY	A.L. LEADER	A's	CATEGORY	A.L. LEADER	A's			
Batting Avg.	MIN	.277	9th	ERA	MIL	3.43	4th	3.73
Runs	DET	791	4th	Shutouts	BAL	16	18th	9
Home Runs	DET	182	7th	Saves	OAK	58	1st	58
RBI	DET	746	5th	Fewest HR	KC	106	19th	129
Walks	OAK	707	1st	Fewest BB	MIL	435	12th	601
Strikeouts	DET	1055	5th	Strikeouts	TEX	1034	10th	843
Stolen Bases	MIL	256	5th					

**Larry K. Shikles****1993 Opening Day Age:** 29**Born:** Jefferson City, Missouri, July 13, 1963**Bats:** Right      **Throws:** Right**Height:** 5-10      **Weight:** 175**Major League Service:** None**Obtained:** Signed as a six-year minor league free agent to a minor league contract, December 11, 1992.**Contract Status:** First year of a one-year contract through 1993.

**1992 HIGHLIGHTS** — Seventh and final season in the Boston organization...spent the full year pitching for Pawtucket in the International League...it was his third season pitching at the Triple-A level for the Red Sox...won a career high 13 games which was the second in the league to David Nied who won 14...Nied was taken by Colorado as the first selection in the November 17th expansion draft...opened the season working out of the bullpen making 4 relief appearances to start the year before he was inserted into the starting rotation May 8th...as a starter won 3 of his first 4 decisions...at the end of June was 6-3 with a 5.23 ERA but did his best pitching over the final 2 months of the season...record was just 7-5 in 14 appearances but had a 2.25 ERA (84.0 IP, 21 ER) during the stretch...completed 4 of his last 12 starts with 2 shutouts...in 8 of the 12 starts worked 6.0 or more innings and allowed 3 or fewer runs in 10 of the 12 outings...best month of the year was July when he went 3-2 with a 1.98 ERA...won 3 consecutive starts July 31-August 12th where he allowed 1 earned run over 24.0 innings...named the International League Pitcher of the Week August 9-15th...finished up the year strong as he tossed 2 complete games to end the season allowing just 13 hits and 3 earned runs in 17.0 innings.

**CAREER: 1986**—signed by Boston as a non-drafted free agent January 17th and pitched his first year at Greensboro of the South Atlantic League...his 12 wins tied for the staff high and his 8 complete games led the club and tied for second in the league. **1987**—moved to Winter Haven of the Florida State League and again won 12 games...win total led his staff as did his 27 starts and 2 shutouts...finished second on the club with 9 complete games and 188.2 innings. **1988**—for the first time in his career worked mostly out of the bullpen at Double-A New Britain...in 36 appearances made just 10 starts and finished up 2-5 with 2 saves...for the first time in his pro career allowed fewer hits than innings pitched. **1989**—with the exception of 1 start at Pawtucket pitched the entire season again at New Britain...but this year pitched most of the time out of the starting rotation...went 8-10 and for the second straight season allowed fewer hits than innings pitched...finished with a career low 3.49 ERA...was 0-1 in the 1 start at Pawtucket. **1990**—spent the season at Pawtucket and split his time pitching in the rotation and out of the bullpen...made 22 relief appearances and 17 starts...led his staff with 8 wins and tossed the only shutout recorded by Pawtucket. **1991**—another full year at Pawtucket and went 8-4 with a career high 3 saves...dropped his ERA more than a full run from his 1990 final figure.

**PERSONAL/MISCELLANEOUS:** Born and raised in Jefferson City Missouri...attended East Central JC in Union, Missouri before attending Western Kentucky University (Bowling Green, Kentucky)...Larry and his wife, Jeannine, spend the winter months in Ballwin, Missouri.

**LIFETIME PITCHING RECORD**

Year	Club	W	L	ERA	G	GS	CG	SHO	SV	IP	H	R	ER	BB	SO
1986	Greensboro	12	10	4.74	26	26	8	2	0	163.1	182	98	86	68	103
1987	Winter Haven	12	11	3.63	27	27	9	2	0	188.2	204	99	76	51	85
1988	New Britain	2	5	3.58	36	10	1	1	2	100.2	98	48	40	36	44
1989	New Britain	8	10	3.49	27	19	4	0	2	142.0	134	68	55	38	67
	Pawtucket	0	1	6.75	1	1	0	0	0	5.1	9	5	4	3	4
1990	Pawtucket	8	12	4.99	39	17	2	1	0	148.0	170	99	82	48	65
1991	Pawtucket	8	4	3.88	41	10	0	0	3	127.2	130	64	55	34	74
1992	Pawtucket	13	8	3.56	29	23	5	2	0	149.1	157	81	59	36	67

**CAREER TRANSACTIONS:** 1986 -- Signed as a free agent by the Boston Red Sox organization, January 17. 1992 -- Granted free agency, October 16; signed by the Oakland Athletics organization, December 11.

6

## DALE SVEUM

IF

**Dale Curtis Sveum****1992 Opening Day Age:** 29**Born:** Richmond, California, November 23, 1963**Bats:** Switch **Throws:** Right**Height:** 6-3 **Weight:** 185**Major League Service:** 6 years, 95 days**Obtained:** Signed as a free agent to a minor league contract, January, 21, 1993.**Contract Status:** First year of a one-year contract through 1993.

**1992 HIGHLIGHTS** — Split the year between Philadelphia and the Chicago White Sox...acquired by the Phillies from Milwaukee in December of 1991 for pitcher Bruce Ruffin...Dale appeared in just 54 games for the Phillies and hit .178 before being dealt to the White Sox on August 10th for pitcher Keith Shepherd...was on Philadelphia's disabled list April 8-23rd with tendinitis in his right shoulder...appeared in 40 games for Chicago including 33 starts at shortstop...also made two late inning appearances at both first and third base...made his debut with the Sox vs. the A's at the Coliseum August 11th and picked up a 2-run single in the game...gave the A's fits all year with 7 hits in 21 at-bats plus 5 RBI in 6 games.

**CAREER: 1982**—an outstanding quarterback prospect, Dale turned down several college football scholarship offers to sign with Milwaukee as their first round selection (25th pick overall) in the June draft...made his pro debut at Pikeville and hit .233 as a shortstop. **1983**—moved to Stockton in the Cal League and hit .261 with 5 homers as the everyday third baseman. **1984**—invited to his first major league camp...named to the Texas League and *Baseball America's* Double-A All-Star teams...hit .329 at El Paso, scored 92 runs and had 84 RBI...topped the Brewer minor league system in average, hits (172) and doubles (41). **1985**—starting third baseman for the PCL Champion Vancouver Canadians...hit .236 with 48 RBI during the season but was a .455 hitter in the playoffs. **1986**—returned to Vancouver to open the year and was hitting .295 with 23 RBI in 28 games when the Brewers brought him to Milwaukee May 11th...made his major league debut May 12th starting at third base and he collected two hits...had a career best 14 game hitting streak May 22nd-June 5th...recorded his first career 4-hit game May 30th at Cleveland...named to the Topps All-Rookie Team as a third baseman. **1987**—his finest major league season...set career highs in games (153), at bats (535), runs (86), doubles (27), homers (25) and RBI (95)...hit 3 homers vs. California July 17th becoming only the second Brewer player to homer from both sides of the plate in the same game (Ted Simmons the other). **1988**—was hitting .242 with 9 homers and 51 RBI in 129 games when he suffered a broken left leg September 3rd at Detroit in a collision with left fielder Darryl Hamilton while chasing a fly ball...bone in the leg was surgically rebroken on November 18th after it was healing improperly. **1989**—spent the entire season on the disabled list recovering from the broken leg. **1990**—opened the year with the Brewers but was optioned to Denver May 13th after hitting .184...returned to Milwaukee June 18th and hit .167 in 18 games before being optioned to Denver for a second time on August 1st...came back to Milwaukee in September and homered off Jimmy Key on September 24th...his first homer since June 27, 1988 at the Coliseum. **1991**—spent the full year with Milwaukee and was used principally as a back-up...started the year in a 1 for 34 slump but then hit at a .272 clip the remainder of the season to finish at .241 overall...hit 3 homers in a 4 game stretch May 25-28th...had a 5 RBI game vs. Detroit on May 28th...started 37 games at third base and 34 games at shortstop...traded to Philadelphia that winter.

**PERSONAL/MISCELLANEOUS:** Last name is pronounced SWAIM...is a 1982 graduate of Pinole Valley High School which is just north of the Oakland Coliseum...played baseball, basketball and football in high school...was an All-Northern California, All-State and All-American high school quarterback and turned down a football/baseball scholarship to Arizona State to sign with Milwaukee...lists golf and fishing among his hobbies...is the cousin of Toronto's first baseman, John Olerud...Dale and his wife, Darlene, make their home in Scottsdale, Arizona, with their daughter, Brittane (12/11/89).

### LIFETIME PLAYING RECORD

Year	Club	AVG.	G	AB	R	H	2B	3B	HR	RBI	BB	SO	SB	CS
1982	Pikeville	.233	58	223	29	52	13	1	2	21	20	50	6	3
1983	Stockton	.261	135	533	70	139	26	5	5	70	29	73	15	8
1984	El Paso	.329	131	523	92	172	41	8	9	84	43	72	6	3
1985	Vancouver	.236	122	415	42	98	17	3	6	48	48	79	4	5
1986	Vancouver	.295	28	105	16	31	3	2	1	23	13	22	0	4
	MILWAUKEE	.246	91	317	35	78	13	2	7	35	32	63	4	3
1987	MILWAUKEE	.252	153	535	86	135	27	3	25	95	40	133	2	6
1988	MILWAUKEE	.242	129	467	41	113	14	4	9	51	21	122	1	0
1989	Beloit	.133	6	15	0	2	1	0	0	2	5	6	0	0
	Stockton	.186	11	43	5	8	0	0	1	5	6	14	0	0
1990	Denver	.289	57	218	25	63	17	2	2	26	20	49	1	2
	MILWAUKEE	.197	48	117	15	23	7	0	1	12	12	30	0	1
1991	MILWAUKEE	.241	90	266	33	64	19	1	4	43	32	78	2	4
1992	PHILADELPHIA	.178	54	135	13	24	4	0	2	16	16	39	0	0
	CHICAGO (AL)	.219	40	114	15	25	9	0	2	12	12	29	1	1
<b>A.L. Totals</b>		<b>.241</b>	<b>551</b>	<b>1816</b>	<b>225</b>	<b>438</b>	<b>89</b>	<b>10</b>	<b>48</b>	<b>248</b>	<b>149</b>	<b>455</b>	<b>10</b>	<b>15</b>
<b>N.L. Totals</b>		<b>.178</b>	<b>54</b>	<b>135</b>	<b>13</b>	<b>24</b>	<b>4</b>	<b>0</b>	<b>2</b>	<b>16</b>	<b>16</b>	<b>39</b>	<b>0</b>	<b>0</b>
<b>M.L. Totals</b>		<b>.237</b>	<b>605</b>	<b>1951</b>	<b>238</b>	<b>462</b>	<b>93</b>	<b>10</b>	<b>50</b>	<b>264</b>	<b>165</b>	<b>494</b>	<b>10</b>	<b>15</b>

**CAREER TRANSACTIONS:** 1982 -- Selected by the Milwaukee Brewers organization in the 1st round (25th pick overall) of the free agent draft, June 7. 1986 -- On disabled list, July 23 to August 9. 1989 -- On disabled list, March 19 to end of season; included rehabilitation disability assignment to Beloit, June 30 to July 5, and Stockton, July 6 to 18. 1991 -- Traded to the Philadelphia Phillies for pitcher Bruce Ruffin, December 11. 1992 -- On disabled list, April 9 to 24. Traded to the Chicago White Sox for pitcher Keith Shepherd, August 10. Granted free agency, October 26; signed by the Oakland Athletics organization, January 21.

### VS. AL 1992 AND CAREER

1992 AVG.	AB	H	HR	RBI	CAREER vs. TEAM	AVG.	AB	H	HR	RBI
---	0	0	0	0	BALTIMORE	.268	123	33	5	18
---	0	0	0	0	BOSTON	.247	146	36	0	15
.400	5	2	0	0	CALIFORNIA	.200	115	23	3	15
---	0	0	0	0	CHICAGO	.258	97	25	3	18
.083	12	1	0	0	CLEVELAND	.298	181	54	9	37
.000	8	0	0	1	DETROIT	.234	171	40	6	21
.273	11	3	0	2	KANSAS CITY	.230	161	37	2	17
---	0	0	0	0	MILWAUKEE	---	0	0	0	0
.300	10	3	0	0	MINNESOTA	.213	155	33	1	12
.286	21	6	2	3	NEW YORK	.245	147	36	6	18
.000	2	0	0	0	SEATTLE	.262	103	27	1	10
.167	18	3	0	1	TEXAS	.223	139	31	3	18
.000	6	0	0	0	TORONTO	.205	146	30	3	22
.179	134	24	2	16	BEFORE ASB	.228	1109	253	26	147
.217	115	25	2	12	AFTER ASB	.248	842	209	24	117
.160	119	19	1	13	HOME	.238	992	236	20	122
.231	130	30	3	15	AWAY	.236	959	226	30	142
.203	69	14	0	5	vs. LEFT	.253	693	175	20	89
.194	180	35	4	23	vs. RIGHT	.228	1258	287	30	175
.203	64	13	1	7	DAY	.218	634	138	15	73
.195	185	36	3	21	NIGHT	.246	1317	324	35	191
.200	20	4	0	3	APRIL	.231	199	46	5	28
.150	40	6	0	7	MAY	.261	372	97	10	57
.122	41	5	0	1	JUNE	.193	379	73	7	41
.273	33	9	2	5	JULY	.240	334	80	11	44
.222	45	10	1	6	AUGUST	.243	309	75	7	44
.214	70	15	1	6	SEPT/OCT	.254	358	91	10	50

*SVEUM, cont.*

**MAJOR LEAGUE FIELDING STATS**

**FIRST BASE**

YEAR	PCT.	G	PO	A	E	TC	DP
1990	1.000	5	17	0	0	17	1
1992	1.000	6	23	6	0	29	1
<b>Totals</b>	<b>1.000</b>	<b>11</b>	<b>40</b>	<b>6</b>	<b>0</b>	<b>46</b>	<b>2</b>

**SECOND BASE**

YEAR	PCT.	G	PO	A	E	TC	DP
1986	.981	13	29	23	1	53	6
1987	.966	13	21	35	2	58	7
1988	1.000	1	1	5	0	6	1
1990	.981	16	22	30	1	53	6
1991	1.000	2	3	2	0	5	0
<b>Totals</b>	<b>.977</b>	<b>45</b>	<b>76</b>	<b>95</b>	<b>4</b>	<b>175</b>	<b>20</b>

**THIRD BASE**

YEAR	PCT.	G	PO	A	E	TC	DP
1986	.865	65	45	122	26	193	8
1990	.918	22	17	28	4	49	2
1991	.957	38	26	62	4	92	9
1992	1.000	7	3	4	0	7	1
<b>Totals</b>	<b>.900</b>	<b>132</b>	<b>91</b>	<b>216</b>	<b>34</b>	<b>341</b>	<b>20</b>

**SHORTSTOP**

YEAR	PCT.	G	PO	A	E	TC	DP
1986	.945	13	18	34	3	55	5
1987	.965	142	221	361	21	603	82
1988	.955	127	208	370	27	605	93
1990	.889	5	3	5	1	9	1
1991	.968	51	56	125	6	187	24
1992	.946	71	95	188	16	299	36
<b>Totals</b>	<b>.958</b>	<b>409</b>	<b>601</b>	<b>1083</b>	<b>74</b>	<b>1758</b>	<b>241</b>

**SVEUM'S BEST**

**SEASON**

**AVG:** .252 (1987)

**H:** 135 (1987)

**HR:** 25 (1987)

**RBI:** 95 (1987)

**SB:** 4 (1986)

**HIT STREAK:** 14, 5/22-6/5, 1986

**CAREER GRAND SLAMS:** 0

**GAME**

**H:** 4 (twice), last time: 8/28/88 vs. Detroit

**HR:** 3, 7/17/87 vs. California

**RBI:** 6, 7/17/87 vs. California

**29**

**CURT YOUNG**

**LHP**



**Curtis Allen Young**

**1993 Opening Day Age:** 32

**Born:** Saginaw, Michigan, April 16, 1960

**Bats:** Right      **Throws:** Left

**Height:** 6-1      **Weight:** 180

**Major League Service:** 8 years, 81 days

**Obtained:** Signed as a free agent to a minor league contract, December 7, 1992.

**Contract Status:** First year of a one-year contract through 1993.

**1992 HIGHLIGHTS**—After being granted free agency, Curt wound up playing for four different clubs in two organizations after spending his entire 11 year professional career with the Athletics organization...signed by Kansas City as a free agent February 2nd and came to the Royals camp as a non-roster invitee...was optioned to Omaha to start the year but after 2 starts was brought to Kansas City April 22nd...made 10 appearances, 2 starts for KC and was 1-2 with a 5.18 ERA before being released June 10th...signed to a minor league contract by the Yankees June 16th and reported to Columbus of the International League...made 3 starts with the Clippers and was 3-0 with a 3.38 ERA when the Yankees brought him to New York on July 4th...first 5 appearances were in a starting role and Curt was 3-0 (club was 4-1) with a 2.49 ERA...in fifth start, August 4th vs. Cleveland, recorded the win but had to leave after 6.2 innings when he pulled his left hamstring while covering first base...was placed on the 15-day disabled list and did not return until September 1st...in September, pitched out of the Yankee bullpen making 8 appearances and he was 0-0 with a 5.56 ERA...overall for the Yankees he went 3-0 with a 3.32 ERA...for the year combined at KC and New York he was 4-2 in 23 games, 7 starts, with a 3.99 ERA (67.2 IP, 30 ER).

**CAREER: 1981**—after the June draft was assigned to Medford...after 8 starts was moved to Modesto where he went 2-1 with a 3.48 ERA in 5 games...combined at both stops to strike out 71 in 84 innings. **1982**—first full pro year and he helped pitch Modesto to the California League title...was 15-8 with a 3.47 ERA...led the

league in innings pitched (205) and games started (28)...was second in strikeouts (162), fourth in complete games (12), and tied for fourth in wins (15)...received honorable mention on the league All-Star team. **1983**—opened the year in Tacoma but was called to Oakland June 21st...made his major league debut in Texas June 24th, pitching 4.1 innings and getting the loss...returned to Tacoma July 1st...led the Tiger staff for the year in wins (12), strikeouts (109), games started (25), innings pitched (158.2) and hits allowed (175)...came back to the A's for September and pitched in relief for 6 games covering 2.1 innings. **1984**—was one of Oakland's most dependable starters after being called up from Tacoma June 22nd...started his first game June 26th at Kansas City...shut out the Royals on 2 hits for 6.2 innings in the second game of a doubleheader for his first Oakland win...threw a 9-hit shutout at Milwaukee in his 3rd start on July 6th to lower his ERA to 0.87 and up his record to 2-0...after 10 starts was 6-1 with a 2.54 ERA...went 3-3 the rest of the way...gave up four hits and no runs in 8 innings on July 25th at Minnesota's Metrodome as the A's took a 1-0 win...pitched better on the road where he was 6-2 with a 3.36 ERA as opposed to his 3-2, 4.89 record at the Coliseum...was 6-4 with a 3.78 ERA and 5 complete games in 14 starts at Tacoma before his promotion. **1985**—was bothered by tendinitis much of the season, and never really got on track...was placed on the disabled list on April 30th and was sent to Modesto June 29th on rehabilitation assignment...returned to Oakland July 5th before being sent to Tacoma on August 13th...finished the year 0-4 with Oakland with a 7.24 ERA. **1986**—proved to be one of Oakland's best pitchers...ironically, Young did not make the A's Opening Day roster due to several poor spring outings...began the season with Triple-A Tacoma and went 4-0 with a 2.00 ERA in 4 starts...in 27 innings he gave up 16 hits, walked 6 and struck out 28...was called up to Oakland on May 9th and immediately was inserted in the starting rotation...got off to an auspicious start going 3-1 with a 2.60 ERA...finished up the campaign on a positive note throwing a 5-1 complete game victory vs. Cleveland on September 19th, an 8 inning 3-hitter vs. Texas on September 29th and a 1-hitter vs. Kansas City on the last day of the season...overall was 9-2 with a 2.37 ERA at home and 4-7 with a 5.19 ERA on the road. **1987**—opening night pitcher for the A's...was among the league leaders in several pitching categories until an arm injury knocked him off the mound for 3 weeks...was 9-4 in 16 starts prior to injury, with a 3.37 ERA...after strained bicep was 4-3 in 15 starts with a 6.12 ERA...finest start of the year came on June 9th in Coliseum vs. White Sox...tossed the second 1-hitter of his career and 11th in Oakland Athletics history...allowed only a 2-run homer to Ken Williams with 2 out in the 8th inning...then retired the final 4 men he faced...strained his bicep in the 4th inning of start vs. same White Sox in Chicago on June 29th...did not return until July 20th in Detroit...set career highs in starts (31), innings pitched (203.0), strikeouts (124) and complete games (6). **1988**—split year for Curt...struggled into mid-July...was actually outrighted off the A's roster July 19th, but never did report to Tacoma...instead worked with A's pitching coach Dave Duncan...returned a new pitcher August 10th...was 6-7 with a 5.77 ERA when he was taken off the roster...after returning went 5-1 with a 2.09 ERA...won 10 or more games for the third consecutive season...finished fourth on the staff in innings pitched (156.1), starts (26) and wins (11)...A's were 16-10 in his 26 starts...made one appearance in both the ALCS and World Series, both in relief...pitched 1.1 innings in Game 3 of the ALCS vs. Boston and a scoreless inning of relief in Game 1 of the World Series vs. Los Angeles. **1989**—opened the year in the A's rotation...but, after 5 starts was 1-3 with a 5.47 ERA and from that point on was in and out of the rotation for the balance of the season...was the only player on the A's 24 man playoff roster not to participate in the A's post season...on the last day of June was 2-8 with a 5.61 ERA, and was coming off a month where he went 0-4 with a 7.71

#### RELIEF PITCHERS' SAVE RULE

A pitcher is credited with a Save when he meets all three of the following conditions:

1. He is the finishing pitcher in a game won by his club, and
2. He is not the winning pitcher, and
3. He qualifies under one of the following conditions:
  - a. He enters the game with a lead of no more than three runs and pitches for at least one inning, or
  - b. He enters the game with the potential tying run either on base, at bat, or on deck (that is, the potential tying run is either on base or is one of the first two batsmen he faces), or
  - c. He pitches effectively for at least three innings

**YOUNG, cont.**

ERA...but then turned things around, and from July 1st on pitched very effectively the remainder of the year...went 3-1 with a 1.80 ERA (40.0 IP, 8 ER) in 11 games, 8 starts. **1990**—the A's fifth starter and, due to off days, did not work on a regular basis...did not take a regular turn until June...9 of his 21 starts came on a regular rotation basis (3 or 4 days rest)...for the second consecutive season did not work in the American League Championship Series...made one appearance in the Series vs. Cincinnati...worked one inning in game #3 at Oakland...allowed no runs on 1 hit...wound up with the highest ERA on the A's staff...and the highest of his pro career in a season where he worked 100 or more innings. **1991**—used almost exclusively out of the bullpen for the first time in his career...had started at least 20 games in each of the previous 3 seasons but had just 1 starting assignment out of his 41 appearances in 1991...innings pitched total (68.1) and win total (4) his lowest in 6 years...only start came May 13th in New York and Curt was tagged with the loss in that start.

**PERSONAL/MISCELLANEOUS:** Graduated from Arthur Hill High (Saginaw, MI) in 1978...earned 3 letters in baseball and 2 each in basketball and football...was the All-Conference quarterback his senior year...attended Central Michigan University (Mount Pleasant, MI)...majored in business...at Central Michigan was 6-2 his sophomore year and helped pitch his club to a berth in the NCAA Division I Midwest Regional Tournament...was 7-3 his junior year and again helped Central Michigan to the league title and an NCAA berth...was named first team All-League...in September 1980 he pitched for the United States team in the World Amateur Baseball Tournament in Japan...team also toured Korea and Taiwan...enjoys golf, hunting and fishing during his off hours...resides in Scottsdale, Arizona with his wife, Kathy, and their two sons Daniel (12/8/88) and Jamie (5/6/91).

**LIFETIME PLAYING RECORD**

Year	Club	W	L	ERA	G	GS	CG	SHO	SV	IP	H	R	ER	BB	SO
1981	Medford	2	2	4.25	8	8	3	1	0	53.0	45	27	25	32	49
	Modesto	2	1	3.48	5	4	1	0	0	31.0	28	15	12	16	22
1982	Modesto	15	8	3.47	28	28	12	1	0	205.0	189	90	79	81	162
1983	Tacoma	12	9	5.05	27	25	2	0	0	158.2	175	94	89	52	109
	OAKLAND	0	1	16.00	8	2	0	0	0	9.0	17	17	16	5	5
1984	Tacoma	6	4	3.78	14	14	5	1	0	95.1	88	45	40	28	61
	OAKLAND	9	4	4.06	20	17	2	1	0	108.2	118	53	49	31	41
1985	OAKLAND	0	4	7.24	19	7	0	0	0	46.0	57	38	37	22	19
	Modesto	0	0	4.76	2	2	0	0	0	5.2	7	4	3	6	3
	Tacoma	2	0	3.60	3	3	0	0	0	15.0	10	7	6	7	8
1986	OAKLAND	13	9	3.45	29	27	5	2	0	198.0	176	88	76	57	116
	Tacoma	4	0	2.00	4	4	1	0	0	27.0	16	7	6	6	28
1987	OAKLAND	13	7	4.08	31	31	6	0	0	203.0	194	102	92	44	124
1988	OAKLAND	11	8	4.14	26	26	1	0	0	156.1	162	77	72	50	69
1989	OAKLAND	5	9	3.73	25	20	1	0	0	111.0	117	56	46	47	55
1990	OAKLAND	9	6	4.85	26	21	0	0	0	124.1	124	70	67	53	56
1991	OAKLAND	4	2	5.00	41	1	0	0	0	68.1	74	38	38	34	27
1992	Omaha	0	1	5.40	2	2	0	0	0	10.0	15	6	6	2	6
	KANSAS CITY	1	2	5.18	10	2	0	0	0	24.1	29	14	14	7	7
	Columbus	3	0	3.38	3	3	0	0	0	16.0	16	6	6	6	2
	NEW YORK (AL)	3	0	3.32	13	5	0	0	0	43.1	51	21	16	10	13
<b>M.L. Totals</b>		<b>68</b>	<b>52</b>	<b>4.31</b>	<b>248</b>	<b>159</b>	<b>15</b>	<b>3</b>	<b>0</b>	<b>1092.1</b>	<b>1119</b>	<b>574</b>	<b>523</b>	<b>360</b>	<b>532</b>

**CAREER TRANSACTIONS:** **1981** -- Selected by the Oakland Athletics in 4th round of free-agent draft, June 8. **1985** -- On disabled list, May 3 to July 5; included rehabilitation disability assignment to Modesto, June 29 to July 5. **1987** -- On disabled list, June 30 to July 20. **1991** -- On disabled list, June 2 to 17. Granted free agency, October 28. **1992** -- Signed by Kansas City Royals organization, February 2. Released by Kansas City, June 10; signed by New York Yankees organization, June 16. On disabled list, August 5 to September 1. Granted free agency, November 6; signed by the Oakland Athletics organization, December 7.

**LEAGUE CHAMPIONSHIP SERIES RECORD**

Year	Club/Opp.	W	L	ERA	G	GS	CG	SHO	SV	IP	H	R	ER	BB	SO
1988	OAK vs. BOS	0	0	0.00	1	0	0	0	0	1.1	1	1	0	0	2
1989	OAK vs. TOR														
1990	OAK vs. BOS														

## WORLD SERIES RECORD

Year	Club/Opp.	W	L	ERA	G	GS	CG	SHO	SV	IP	H	R	ER	BB	SO
1988	OAK vs. L.A.	0	0	0.00	1	0	0	0	0	1.0	1	0	0	0	0
1989	OAK vs. S.F.														
1990	OAK vs. CIN	0	0	0.00	1	0	0	0	0	1.0	1	0	0	0	0
(Did not appear)															
<b>Totals</b>		<b>0</b>	<b>0</b>	<b>0.00</b>	<b>2</b>	<b>0</b>	<b>0</b>	<b>0</b>	<b>0</b>	<b>2.0</b>	<b>2</b>	<b>0</b>	<b>0</b>	<b>0</b>	<b>0</b>

## VS. AL 1992 AND CAREER

1992	CAREER															
ERA	W	L	SV	G	IP	H	ER	vs. TEAM	ERA	W	L	SV	G	IP	H	ER
1.64	1	0	0	3	11.0	9	2	BALTIMORE	3.36	8	4	0	21	107.0	102	40
0.00	0	0	0	1	4.2	2	0	BOSTON	3.78	5	2	0	15	69.0	65	29
1.13	1	0	0	1	8.0	5	1	CALIFORNIA	3.87	6	2	0	16	86.0	92	37
7.71	0	0	0	1	2.1	5	2	CHICAGO	3.74	3	6	0	20	96.1	96	40
2.70	1	0	0	1	6.2	8	2	CLEVELAND	4.71	3	1	0	12	36.1	38	19
10.50	0	1	0	4	6.0	10	7	DETROIT	5.64	6	6	0	25	95.2	105	60
27.00	0	0	0	1	1.0	4	3	KANSAS CITY	4.43	7	7	0	28	120.0	118	59
4.26	1	0	0	2	6.1	10	3	MILWAUKEE	2.65	7	0	0	13	71.1	75	21
---	0	0	0	0	0.0	0	0	MINNESOTA	5.57	3	5	0	15	74.1	95	46
---	0	0	0	0	0.0	0	0	NEW YORK	3.38	9	6	0	23	120.0	106	45
4.82	0	0	0	2	9.1	16	5	SEATTLE	5.56	3	3	0	18	68.0	81	42
2.57	0	0	0	5	7.0	3	2	TEXAS	3.40	3	5	0	20	76.2	58	29
5.06	0	1	0	2	5.1	8	3	TORONTO	7.03	5	5	0	22	71.2	88	56
5.04	1	2	0	11	30.1	37	17	BEFORE ASB	4.61	32	34	0	115	541.0	555	277
3.13	3	0	0	12	37.1	43	13	AFTER ASB	4.02	36	18	0	133	551.1	564	246
4.87	3	1	0	14	40.2	55	22	HOME	3.95	31	23	0	128	572.1	559	251
2.67	1	1	0	9	27.0	25	8	AWAY	4.71	37	29	0	120	520.0	560	272
3.44	2	1	0	12	36.2	34	14	DAY	4.29	28	17	0	105	427.2	432	204
4.65	2	1	0	11	31.0	46	16	NIGHT	4.32	40	35	0	143	664.2	687	319
5.79	0	1	0	3	4.2	5	3	APRIL	5.85	5	8	0	29	124.2	143	81
5.03	1	1	0	7	19.2	24	11	MAY	3.22	15	8	0	39	193.0	179	69
---	0	0	0	0	0.0	0	0	JUNE	5.21	8	15	0	33	164.0	159	95
2.40	2	0	0	4	25.1	25	7	JULY	4.28	12	7	0	44	181.0	192	86
2.70	1	0	0	1	6.2	8	2	AUGUST	3.96	13	7	0	39	184.0	197	81
5.56	0	0	0	8	11.1	18	7	SEPT/OCT	4.07	15	7	0	64	245.2	249	111

## MAJOR LEAGUE FIELDING STATS

### PITCHER

YEAR	PCT.	G	PO	A	E	TC	DP
1983	---	8	0	0	0	0	0
1984	1.000	20	6	13	0	19	1
1985	1.000	19	4	4	0	8	0
1986	.911	29	9	32	4	45	1
1987	.977	31	15	28	1	44	2
1988	1.000	26	11	16	0	27	0
1989	1.000	25	2	14	0	16	0
1990	.969	26	6	25	1	32	3
1991	1.000	41	4	12	0	16	2
1992	.933	23	4	10	1	15	1
<b>Totals</b>	<b>.968</b>	<b>248</b>	<b>61</b>	<b>154</b>	<b>7</b>	<b>222</b>	<b>10</b>

### YOUNG'S BEST SEASON

W: 13 (1986 & 1987)

SV: --

CG: 6 (1987)

ERA: 3.45 (1986)

G: 41 (1991)

IP: 203.0 (1987)

SO: 124 (1987)

LONGEST WINNING STREAK: 4, 4/22-5/13, 1987

LONGEST LOSING STREAK: 4 (3 times), last time: 6/5-6/23, 1989

### GAME

LOW HIT CG: 1 (2 times), last time: 6/9/87 vs. Chicago

IP: 9 (13 times), last time: 6/5/90 vs. Minnesota

STRIKEOUTS: 10, 4/7/87 at Minnesota

## A's PITCHERS CAREER HITTING

PITCHER	AVG.	AB	H	HR	RBI	LAST AB
Boever	.125	16	2	0	0	9/29/92 vs. San Diego
Darling	.145	525	76	2	21	7/30/91 at San Francisco
Davis	.063	16	1	0	0	6/18/87 vs. San Francisco
Downs	.123	211	26	0	11	6/4/92 vs. Houston
Eckersley	.133	180	24	3	12	9/27/86 at St. Louis
Hillegas	.069	29	2	0	0	8/14/88 vs. San Francisco
Honeycutt	.133	181	24	0	8	7/6/90 at Cleveland
Welch	.151	581	88	2	30	10/1/87 vs. San Francisco
Witt	.000	1	0	0	0	7/19/87 vs. New York

# 1993 OAKLAND ATHLETICS ROSTER

**MANAGER:** Tony La Russa (10)

**TRAVELING SECRETARY:** Mickey Morabito

**COACHES:** Dave Duncan (18), Art Kusnyer (5), Greg Luzinski (19), Dave McKay (8), Tommie Reynolds (47)

**EQUIPMENT MANAGER:** Frank Ciensczyk

**VISITING CLUBHOUSE MANAGER:** Steve Vucinich

**TRAINERS:** Barry Weinberg, Larry Davis

**PUBLIC RELATIONS:** Jay Alves


NO	PITCHERS (20)	B	T	HT	WT	BORN	BIRTHPLACE	RESIDENCE	1992 CLUBS	W	L	ERA	G	GS	CG	SV	IP	H	R	ER	BB	SO	ML SERVICE	NUMERICAL ROSTER
62	BAKER, Scott	L	L	6-2	175	05-18-70	San Jose, CA	Las Vegas, NV	St. Petersburg	10	9	1.96	24	24	0	0	151.2	123	48	33	54	125	None	2 Ramirez, IF (NR)
46	BOEVER, Joe	R	R	6-1	200	10-04-60	St. Louis, MO	Largo, FL	HOUSTON	3	6	2.51	81	0	0	2	111.1	103	38	31	45	67	5 yrs, 80 days	3 Gedman, C (NR)
17	DARLING, Ron	R	R	6-3	195	08-19-60	Honolulu, HI	New York, NY	OAKLAND	15	10	3.66	33	33	4	0	206.1	198	98	84	72	99	9 yrs, 31 days	5 Kusnyer, Coach
15	DAVIS, Storm	R	R	6-4	225	12-26-61	Dallas, TX	Atlantic Beach, FL	BALTIMORE	7	3	3.43	48	2	0	4	89.1	79	35	34	36	53	10 yrs, 150 days	6 Sveum, IF (NR)
31	DOWNS, Kelly	R	R	6-4	200	10-25-60	Ogden, UT	Centerville, UT	SAN FRANCISCO	1	2	3.47	19	7	0	0	62.1	65	27	24	24	33	6 yrs, 70 days	7 Brosius, IF
									OAKLAND	5	5	3.29	18	13	0	0	82.0	72	36	30	46	38		8 McKay, Coach
43	ECKERSLEY, Dennis	R	R	6-2	195	10-03-54	Oakland, CA	Sudbury, MA	OAKLAND	7	1	1.91	69	0	0	51	80.0	62	17	17	11	93	18 yrs	10 La Russa, Manager
41	GUZMAN, Johnny	R	L	5-10	155	01-21-71	Hatillo Palma, DR	Monte Cristy, DR	Huntsville	8	2	3.71	14	14	2	0	89.2	87	43	37	26	55	34 days	11 Pettis, OF (NR)
									Tacoma	3	6	5.11	20	9	0	0	68.2	70	43	39	24	45		12 Blankenship, IF
									OAKLAND	0	0	12.00	2	0	0	0	3.0	8	4	4	0	0		13 Gates, IF (NR)
57	HILLEGAS, Shawn	R	R	6-2	223	08-21-64	Dos Palos, CA	Phoenix, AZ	Fort Lauderdale	1	0	0.00	1	1	0	0	6.0	3	0	0	1	2	3 yrs, 149 days	14 Bordick, IF
									Columbus	2	0	3.29	4	4	0	0	27.1	24	10	10	10	20		15 Davis, RHP
									NEW YORK (A)	1	8	5.51	21	9	1	0	78.1	96	52	48	33	46		16 Neel, OF
									OAKLAND	0	0	2.35	5	0	0	0	7.2	8	5	2	4	3		17 Darling, RHP
40	HONEYCUTT, Rick	L	L	6-1	191	06-29-54	Chattanooga, TN	Signal Mountain, TN	OAKLAND	1	4	3.69	54	0	0	3	39.0	41	19	16	10	32	15 yrs, 42 days	18 Duncan, Coach
26	HORSMAN, Vince	R	L	6-2	180	03-09-67	Halifax, Nova Scotia	Dunedin, FL	OAKLAND	2	1	2.49	58	0	0	1	43.1	39	13	12	21	18	1 yr, 36 days	19 Luzinski, Coach
58	MOHLER, Mike	R	L	6-2	195	07-26-68	Dayton, OH	Gonzales, LA	Huntsville	3	8	3.59	44	6	0	3	80.1	72	41	32	39	56	None	20 Seitzer, IF
50	OJALA, Kirt	L	L	6-2	200	12-24-68	Kalamazoo, MI	Portage, MI	Albany	12	8	3.62	24	23	2	0	151.2	130	71	61	80	118	None	21 Sierra, OF
56	REVENIG, Todd	R	R	6-1	185	06-28-69	Brainerd, MN	Baxter, MN	Huntsville	1	1	1.70	53	0	0	33	63.2	32	14	12	11	49	9 days	22 Dressendorfer, RHP (NR)
									OAKLAND	0	0	0.00	2	0	0	0	2.0	2	0	0	0	1		23 Sturtze, RHP
61	SHAW, Curtis	L	L	6-1	190	08-16-69	Charlotte, NC	Bartlesville, OK	Modesto	13	4	3.05	27	27	2	0	177.1	146	71	60	98	154	None	24 R. Henderson, OF
37	SLUSARSKI, Joe	R	R	6-4	195	12-19-66	Indianapolis, IN	Kenner, LA	Tacoma	2	4	3.77	11	10	0	0	57.1	67	30	24	18	26	1 yr, 40 days	25 McGwire, IF
									OAKLAND	5	5	5.45	15	14	0	0	76.0	85	52	46	27	38		26 Horsman, LHP
23	STURTZE, Tanyon	R	R	6-5	190	10-12-70	Worcester, MA	Worcester, MA	Modesto	7	11	3.75	25	25	1	0	151.0	143	72	63	78	126	None	28 Fox, OF (NR)
59	VAN POPPEL, Todd	R	R	6-5	210	12-09-71	Hinsdale, IL	Arlington, TX	Tacoma	4	2	3.97	9	9	0	0	45.1	44	22	20	35	29	32 days	29 Young, LHP (NR)
35	WELCH, Bob	R	R	6-3	198	11-03-56	Detroit, MI	Scottsdale, AZ	OAKLAND	11	7	3.27	20	20	0	0	123.2	114	47	45	43	47	14 yrs, 106 days	30 Browne, IF
32	WITT, Bobby	R	R	6-2	205	05-11-64	Arlington, VA	Colleyville, TX	TEXAS	9	13	4.46	25	25	0	0	161.1	152	87	80	95	100	6 yrs, 125 days	
									OAKLAND	1	1	3.41	6	6	0	0	31.2	31	12	12	19	25		

NO PITCHERS		B	T	HT	WT	BORN	BIRTHPLACE	RESIDENCE	1992 CLUBS	W	L	ERA	G	GS	CG	SV	IP	H	R	ER	BB	SO	ML SERVICE	NUMERICAL ROSTER
NO CATCHERS (4)		B	T	HT	WT	BORN	BIRTHPLACE	RESIDENCE	1992 CLUBS	AVG	G	AB	R	H	2B	3B	HR	RBI	BB	SO	SB	ML SERVICE		
51	ZANCANARO, David	S	L	6-1	170	01-08-69	Carmichael, CA	Sacramento, CA	Tacoma	2	11	4.26	23	19	0	0	105.2	108	61	50	75	47	None	31 Downs, RHP
48	HELFAND, Eric	L	R	6-0	195	03-25-69	Erie, PA	Tempe, AZ	Modesto	.289	72	249	40	72	15	0	10	44	47	46	0	None	32 Witt, RHP	
39	MERCEDES, Henry	R	R	5-11	185	07-23-69	Santo Domingo, D.R.	Santo Domingo, D.R.	Huntsville	.228	37	114	13	26	7	0	2	9	5	32	0	None	35 Welch, RHP	
45	MOLINA, Islay	R	R	6-1	200	06-03-71	New York, NY	Miami, FL	Tacoma	.232	85	246	36	57	9	2	0	20	26	60	1	44 days	36 Steinbach, C	
36	STEINBACH, Terry	R	R	6-1	195	03-02-62	New Ulm, MN	Plymouth, MN	OAKLAND	.800	9	5	1	4	0	1	0	1	0	1	0	0	None	37 Slusarski, RHP
NO	INFELDERS (8)	B	T	HT	WT	BORN	BIRTHPLACE	RESIDENCE	1992 CLUBS	AVG	G	AB	R	H	2B	3B	HR	RBI	BB	SO	SB	ML SERVICE	38 Milacki, RHP (NR)	
60	ARMAS, Marcos	R	R	6-5	195	08-05-69	Puerto Piritu, Venezuela	Puerto Piritu, Venezuela	Reno	.259	116	436	71	113	17	2	10	75	39	57	8	None	39 Mercedes, C	
12	BLANKENSHIP, Lance	R	R	6-0	185	12-06-63	Portland, OR	San Ramon, CA	Tacoma	.194	10	36	3	7	0	1	0	5	2	6	0	None	40 Honeycutt, LHP	
14	BORDICK, Mike	R	R	5-11	175	07-21-65	Marquette, MI	Auburn, ME	OAKLAND	.279	128	438	48	122	20	1	12	53	45	58	2	6 yrs, 24 days	41 Guzman, LHP	
7	BROSIUS, Scott	R	R	6-1	185	08-15-66	Hillsboro, OR	Portland, OR	Huntsville	.283	132	509	83	144	30	6	17	85	41	133	9	None	42 D. Henderson, OF	
30	BROWNE, Jerry	S	R	5-10	170	02-03-66	St. Croix, Virgin Islands	Arlington, TX	Tacoma	.158	5	19	3	0	0	1	5	2	7	0	3 yrs, 110 days	43 Eckersley, RHP		
25	McGWIRE, Mark	R	R	6-5	225	10-01-63	Pomona, CA	Alamo, CA	OAKLAND	.241	123	349	59	84	24	1	3	34	82	57	21	None	45 Molina, C	
53	PAQUETTE, Craig	R	R	6-0	190	03-28-69	Long Beach, CA	Garden Grove, CA	OAKLAND	.300	154	504	62	151	19	4	3	48	40	59	12	2 yrs, 9 days	46 Boever, RHP	
20	SEITZER, Kevin	R	R	5-11	190	03-26-62	Springfield, IL	Overland Park, KS	Tacoma	.237	63	236	29	56	13	0	9	31	23	44	8	1 yr, 15 days	47 Reynolds, Coach	
NO	OUTFIELDERS (5)	B	T	HT	WT	BORN	BIRTHPLACE	RESIDENCE	1992 CLUBS	AVG	G	AB	R	H	2B	3B	HR	RBI	BB	SO	SB	ML SERVICE	48 Helfand, C	
42	HENDERSON, Dave	R	R	6-2	220	07-21-58	Dos Palos, CA	Bellevue, WA	OAKLAND	.218	38	87	13	19	2	0	4	13	3	13	3	None	49 Lydy, OF	
24	HENDERSON, Rickey	R	L	5-10	190	12-25-58	Chicago, IL	Hillsborough, CA	Tacoma	.412	4	17	1	7	1	1	0	3	3	1	0	5 yrs, 122 days	50 Ojala, LHP	
49	LYDY, Scott	R	R	6-5	195	10-26-68	Mesa, AZ	Chandler, AZ	OAKLAND	.287	111	324	43	93	12	2	3	40	40	40	3	None	51 Zancanaro, LHP	
16	NEEL, Troy	L	R	6-4	215	09-14-65	Freeport, TX	Austin, TX	Huntsville	.268	139	467	87	125	22	0	42	104	90	105	0	6 yrs, 47 days	53 Paquette, IF	
21	SIERRA, Ruben	S	R	6-1	200	10-06-65	Rio Pedras, Puerto Rico	Carolina, Puerto Rico	Tacoma	.258	115	450	59	116	25	4	17	71	29	118	13	None	54 Gossage, RHP (NR)	
									OAKLAND	.273	17	66	10	18	7	0	2	11	2	16	3	None	55 Campbell, RHP (NR)	
									MILWAUKEE	.270	148	540	74	146	35	1	5	71	57	44	13	6 yrs, 34 days	56 Revenig, RHP	
									OAKLAND	.308	3	13	3	4	1	0	1	2	0	3	0	11 yrs, 93 days	57 Hillegas, RHP	
									Tacoma	.182	3	11	0	2	0	0	0	1	0	3	0	None	58 Mohler, LHP	
									OAKLAND	.143	20	63	1	9	1	0	0	2	2	16	0	None	59 Van Poppel, RHP	
									OAKLAND	.283	117	396	77	112	18	3	15	46	95	56	48	13 yrs, 101 days	60 Armas, IF	
									Reno	.395	33	124	29	49	13	2	2	27	26	30	9	None	61 Shaw, LHP	
									Huntsville	.305	109	387	64	118	20	3	9	65	67	95	16	None	62 Baker, LHP	
									Tacoma	.351	112	396	61	139	36	3	17	74	60	84	2	58 days	63 Shikles, RHP (NR)	
									OAKLAND	.264	24	53	8	14	3	0	3	9	5	15	0	None	73 Robbins, C (NR)	
									TEXAS	.278	124	500	66	139	30	6	14	70	31	59	12	6 yrs, 127 days		
									OAKLAND	.277	27	101	17	28	4	1	3	17	14	9	2	None		

## 1993 NON-ROSTER PLAYERS INVITED TO SPRING TRAINING

NO	PITCHERS (6)	B	T	HT	WT	BORN	BIRTHPLACE	RESIDENCE	1992 CLUBS	W	L	ERA	G	GS	CG	SV	IP	H	R	ER	BB	SO	ML SERVICE
55	CAMPBELL, Kevin	R	R	6-2	225	12-06-64	Marianna, AK	Des Arc, AK	Tacomá OAKLAND	2	2	4.05	10	0	0	0	13.1	16	6	6	8	14	1 yr, 40 days
22	DRESSENDORFER, Kirk	R	R	5-11	190	04-08-69	Houston, TX	Pearland, TX	Modesto OAKLAND	0	2	4.85	3	3	0	0	13.0	8	7	7	6	18	1 yr, 86 days
54	GOSSAGE, Rich	R	R	6-3	225	07-05-51	Colorado Springs, CO	Colorado Springs, CO	OAKLAND	0	2	2.84	30	0	0	0	38.0	32	13	12	19	26	19 yrs, 118 days
38	MILACKI, Bob	R	R	6-4	230	07-28-64	Trenton, NJ	Lake Havasu, AZ	Rochester BALTIMORE	7	1	4.57	9	9	3	0	61.0	57	33	31	21	35	3 yrs, 155 days
63	SHIKLES, Larry	R	R	5-10	175	07-13-63	Jefferson City, MO	Bailwin, MO	Pawtucket	6	8	5.84	23	20	0	1	115.2	140	78	75	44	51	None
29	YOUNG, Curt	R	L	6-1	180	04-16-60	Saginaw, MI	Scottsdale, AZ	Omaha KANSAS CITY Columbus NEW YORK	13	8	3.56	29	23	5	0	149.1	157	81	59	36	67	8 yrs, 81 days
										1	2	5.18	10	2	0	0	24.1	29	14	14	7	7	
										3	0	3.38	3	3	0	0	16.0	16	6	6	6	2	
										3	0	3.32	13	5	0	0	43.1	51	21	16	10	13	
NO	CATCHERS (2)	B	T	HT	WT	BORN	BIRTHPLACE	RESIDENCE	1992 CLUBS	AVG	G	AB	R	H	2B	3B	HR	RBI	BB	SO	SB	ML SERVICE	
3	GEDMAN, Rich	L	R	6-0	215	09-26-59	Worcester, MA	Farmingham, MA	ST. LOUIS	.219	41	105	5	23	4	0	1	8	11	22	0	12 yrs, 4 days	
73	ROBBINS, Doug	R	R	6-1	210	07-06-66	Pittsburgh, PA	Moraga, CA	Rochester	.309	93	288	45	89	19	1	6	46	43	50	8	None	
NO	INFIELDERS (3)	B	T	HT	WT	BORN	BIRTHPLACE	RESIDENCE	1992 CLUBS	AVG	G	AB	R	H	2B	3B	HR	RBI	BB	SO	SB	ML SERVICE	
13	GATES, Brent	S	R	6-1	180	03-14-70	Grand Rapids, MI	Grandville, MI	Modesto	.321	133	505	94	162	39	2	10	88	85	60	9	None	
2	RAMIREZ, Rafael	R	R	5-11	190	02-18-59	San Pedro de Macoris, DR	San Pedro de Macoris, DR	HOUSTON	.250	73	176	17	44	6	0	1	13	7	24	0	12 yrs, 63 days	
6	SVEUM, Dale	S	R	6-3	185	11-23-63	Richmond, CA	Scottsdale, AZ	PHILADELPHIA CHICAGO (AL)	.178	54	135	13	24	4	0	2	16	16	39	0	6 yrs, 95 days	
										.219	40	114	15	25	9	0	2	12	12	29	1		
NO	OUTFIELDERS (2)	B	T	HT	WT	BORN	BIRTHPLACE	RESIDENCE	1992 CLUBS	AVG	G	AB	R	H	2B	3B	HR	RBI	BB	SO	SB	ML SERVICE	
28	FOX, Eric	S	L	5-10	180	08-15-63	LeMoore, CA	Fresno, CA	Huntsville Tacoma OAKLAND	.271	59	240	42	65	16	2	5	14	27	43	16	90 days	
										.198	37	121	16	24	3	1	1	7	16	25	5		
										.238	51	143	24	34	5	2	3	13	13	29	3		
11	PETTIS, Gary	S	R	6-1	160	04-03-58	Oakland, CA	Laguna Hills, CA	SAN DIEGO Toledo DETROIT	.200	30	30	0	6	1	0	0	0	2	11	1	9 yrs, 21 days	
										.171	10	35	5	6	0	0	0	3	8	10	5		
										.202	48	129	27	26	4	3	1	12	27	34	13		

*1992: A LOOK BACK*



## 1992 SEASON IN REVIEW

**ABOUT THE A'S:** The A's celebrated their 25th silver anniversary season in Oakland by winning their 10th American League Western Division title, the most in baseball since divisional play began in 1969...for the fifth consecutive season, and for the 16th time in Oakland history, the A's finished with a winning record...finished the year with 96 wins which tied Toronto for the best record in the American League and was second best, along with Pittsburgh, in baseball to Atlanta's final 98-64 record...96 wins the sixth best total in Oakland history and with 486 wins since 1988 have won more games than any team in baseball over the last five seasons...the A's won the West by 6 games taking over first place on August 5th and holding it down the final 61 days of the season...for the year were in first place for 125 days...at the All-Star break the A's were 2 games back of the Twins and on July 23rd had fallen back to what would be the largest deficit of 1992, 3 1/2 games...but Mike Bordick's 9th inning 2 RBI double off the Blue Jays Tom Henke gave the A's a come-from-behind win the next night, July 24th...the Athletics used that victory to begin a stretch where they won 13 out of 15 to go from 3 1/2 games back to 3 games up and they never looked back...included in that stretch was a 3 game sweep at Minnesota July 27th through the 29th where the A's finally tied the Twins...despite the fact that Minnesota regained the lead on July 31st, the A's took over first for good on August 5th...the longest losing streak of the year was a 5 game string immediately following the biggest trade in franchise history, a 4 player deal on August 31st with the Texas Rangers that saw Jose Canseco move to Texas in exchange for three players, Ruben Sierra, Jeff Russell and Bobby Witt...but once Sierra reported after a bout with the chicken pox the Athletics then went on a season best 10 game winning streak...the largest lead the A's maintained on the year was a 9 game bulge (twice)...they first climbed to that lead with another 3 game sweep of the Twins, this one at the Coliseum September 14-16th...after September 1st Minnesota never got closer than 4 1/2 games.

**THE POST SEASON:** The A's made their fourth ALCS appearance in the last five years but for the first time did not come out a winner...Athletics entered the ALCS with a 12-1 record in the three previous series but Toronto took 4 out of 6 games from the A's in the 1992 ALCS to claim the AL Pennant...the series opened in Toronto's SkyDome with the A's winning Game #1 behind McGwire, Steinbach and Baines homers....Baines 9th inning shot off Jack Morris was the game-winner in the tight 4-3 contest...Dave Stewart worked 7.2 innings but Jeff Russell picked up the win and Dennis Eckersley the save...Blue Jays came back to take Game #2, 3-1 behind David Cone and Kelly Gruber's fifth inning homer...the series switched to Oakland for the next three games...Toronto won Game #3 7-5 behind Juan Guzman and then took the pivotal Game #4 in 11 innings, 7-6...A's led after 7 innings 6-1, but the Jays scored five times in the last 2 innings with Roberto Alomar's 2-run homer in the 9th off Eckersley the key blow...A's won Game #5, 6-2 behind Dave Stewart's complete game 7-hitter and Ruben Sierra's 2 hits and 3 RBI but Toronto goes home for Game #6 and wins the pennant with a 9-2 win highlighted by 6 runs in the first 3 innings...Harold Baines is the series top hitter with a .440 average (11 for 25) including 2 doubles, a homer and 4 RBI...Ruben Sierra finished with a .333 average (8 for 24) with 4 extra-base hits and a club high 7 RBI...Dave Stewart tops the A's starters with a 1-0 record and a 2.70 ERA including his complete game win in Game #5.

**PLAYERS USED:** The A's used 45 players in 1992, 2 short of the club record 47 used in 1972...22 pitchers and 23 players wore the A's uniform...among the positions, Tony La Russa used 15 different outfielders, 59 different combinations throughout the season.

**A'S PITCHING:** 22 pitchers made up Dave Duncan's staff in 1992 and it finished with a 3.73 ERA or 0.84 better than in 1991...mark was good enough to finish fourth behind Milwaukee, Boston and Minnesota...it was a second half surge by the staff that led to the division title...at the break the staff had a 4.01 ERA but after the All-Star break only Milwaukee had a better ERA than the A's 3.40 mark...staff had 8 complete games which were the fewest in the American League and the fewest ever by an A's staff...tossed a club record 10 two hitters on the year with Ron Darling recording three 2-hit shutouts...Darling with the only complete game shutouts for the staff...as usual the A's pitched better at home than on the road...staff ERA at the Coliseum was 3.49 while on the road the club finished at 3.98...high ERA as a team for any one month was June at 4.45 and the low was in September at 3.33.

**THE STARTERS:** Ten different pitchers started at least two games in 1992...from John Briscoe and Gene Nelson with 2 starts apiece to Mike Moore's 36...led by Moore's 17 wins the starters recorded 67 of the A's 96 wins in 1992 and finished with a 3.87 ERA...thereby winning 11 more games as a group than in 1991 and finishing with an ERA of more than half a run per game less than a year earlier (4.50 ERA in 1991)...averaged just under 6.0 innings per start

**BULLPEN REVIEW:** Led by Dennis Eckersley's 51 saves, the pen saved a total of 58 games in 69 opportunities (84% success)...58 saves led the American League and was

the third best total in club history following the 1988 and 1990 clubs which had 64...the pen was 29-14 overall with a 3.42 ERA...the ERA 1.32 better than in 1991...the 484.1 innings pitched by the bullpen was the fourth highest total in the league...Eckersley's save total topped the major leagues and four other pitchers saved at least one game for the team with Rick Honeycutt next in line with 3 saves

**A'S OFFENSE:** The A's .258 average was the ninth best in the league, and represented a 10 point increase from a year earlier...scored 745 runs which was the fourth best total in the AL but 15 less than in 1991...142 homers hit by Oakland was the seventh best figure in the AL...pushed by a club record 707 walks, the A's led the league with a .346 on-base percentage...it was the first time in 22 years that a club had walked 700 or more times...(San Francisco 729 and Baltimore 717 in 1970)...the A's with four players with 50 or more walks, Rickey Henderson (95), McGwire (90), Blankenship (82) and Baines (59)...Henderson led the club with 48 steals but it was only the second time in the last 13 years that he failed to lead the AL in steals...Wilson chipped in with 28 steals and Blankenship with 21 as the A's wound up with 143 on the season, fifth best in the AL.

**THE DESIGNATED HITTERS:** For the second consecutive season, veteran Harold Baines logged the most time as the A's DH...Harold with 410 of the 622 at-bats for the A's designated hitter...the DH combined to hit .244 with 26 homers and 108 RBI...Baines with 15 of the homers and 69 of the RBI.

**PINCH HITTERS:** Manager Tony La Russa had great success with his pinch-hitters in 1992 as the A's finished with 3 of the top 6 pinch-hitters in the AL...Jerry Browne was second in the league with a .467 average (7 for 15) off the bench...Seattle's Henry Cotto led everyone with a .500 average...Randy Ready had the third best mark at .375 (6 for 16) and Jamie Quirk was sixth at .353 with 6 hits in 17 pinch-at bats...the A's overall .270 pinch-hitting average was third best behind Boston (.279) and Toronto (.278)...pinch-hitters .366 on-base percentage did lead the league.

**A'S FIELDING:** The A's finished tenth in the league with a .979 fielding mark making 125 errors in 6,042 total chances...both Mark McGwire (.995 fielding percentage) and Carney Lansford (.965) wound up second at their positions...Rickey Henderson topped the A's outfielders with 9 assists.

**A'S AND THE DISABLED LIST:** A revolving door in 1992 led to the A's trainers table as the club used the DL a club record 22 times (16 different players) in 1992...Bob Welch took top honors as Bob went on the DL three different times...Kirk Dressendorfer and Joe Klink spent the entire year on the DL and Dave Henderson wound up missing a total of 125 games during two different stays...on the year a total of 923 games were missed by the 16 players.

**A'S AT HOME:** The A's won 50 games at the Coliseum for the third time in the last 5 years...were 51-30 at home which was the third best home record in the AL trailing Toronto and Milwaukee who both finished at 53-28...as has been the pattern, the A's hit better on the road than at home finishing at .251 in the Coliseum as opposed to .264 on the road...but the A's did hit more homers at the Coliseum (76) than on the road (66)...per usual the pitching staff was better at home than on the road as the team ERA at Oakland Coliseum was 3.49 as opposed to 3.98 on the road.

**A'S ON THE ROAD:** Finished at 45-36 on the road which was the fourth time in the last five years that the A's had played better than .500 on the road...in the American League only Baltimore (46) won more road games than the A's...in the major leagues only the Orioles and Atlanta won more road games.

**A'S VS. THE WEST:** Dominated the AL West in 1992 finishing with the best record in the AL vs. the West at 54-24, a .692 winning percentage...that included a 29-10 record vs. the West at the Coliseum...the A's with a winning record vs. every AL West opponent including a 12-1 mark vs. the Seattle Mariners.

**A'S VS. THE EAST:** For the first time under Tony La Russa the A's did not finish over .500 vs. the AL East...but by taking 2 out of 3 from Milwaukee to closeout the season the A's did finish right at .500 (42-42) vs. the East...the Athletics 22-20 vs. the East at home and 20-22 on the road...in the American League only the Brewers had a winning record vs. the Athletics (5-7).

**A'S ATTENDANCE:** For the fifth consecutive season the A's topped the 2 million mark in attendance...finished the year with a total home attendance of 2,494,160...the total was down 219,333 from the 1991 final figure but it was the fourth best total in the American League trailing only Toronto, Baltimore, and Chicago...for the third consecutive season the A's were the best road draw in baseball...Athletics did not surpass their own major league road attendance mark set in 1991 but a major league high 2,438,292 fans paid to see the A's on the road in 1992...the New York Yankees finished second to the A's by just 27,150 fans.

## A's 1992 TEAM STATISTICS

BATTER	AVG.	G	AB	R	H	2B	3B	HR	RBI	SH	SF	HP	BB	IBB	SO	SB	CS	DP	E
BAINES	.253	140	478	58	121	18	0	16	76	0	6	0	59	6	61	1	3	11	1
BLANKENSHIP	.241	123	349	59	84	24	1	3	34	8	1	6	82	2	57	21	7	10	6
BORDICK	.300	154	504	62	151	19	4	3	48	14	5	9	40	2	59	12	6	10	16
BROSIUS	.218	38	87	13	19	2	0	4	13	0	1	2	3	1	13	3	0	0	1
BROWNE	.287	111	324	43	93	12	2	3	40	16	6	4	40	0	40	3	3	7	5
CANSECO (OAK)	.246	97	366	66	90	11	0	22	72	0	4	3	48	1	104	5	7	15	2
FOX	.238	51	143	24	34	5	2	3	13	6	1	0	13	0	29	3	4	1	1
HEMOND (OAK)	.222	17	27	7	6	1	0	0	1	0	0	0	3	0	7	1	0	2	1
D. HENDERSON	.143	20	63	1	9	1	0	0	2	0	0	0	2	0	16	0	0	0	1
R. HENDERSON	.283	117	396	77	112	18	3	15	46	0	3	6	95	5	56	48	11	5	4
HOWITT (OAK)	.125	22	48	1	6	0	0	1	2	1	0	0	5	1	4	0	0	4	2
KINGERY	.107	12	28	3	3	0	0	0	1	0	0	0	1	0	3	0	0	1	0
LANSFORD	.262	135	496	65	130	30	1	7	75	7	8	7	43	0	39	7	2	14	11
McGWIRE	.268	139	467	87	125	22	0	42	104	0	9	5	90	12	105	0	1	10	6
MERCEDES	.800	9	5	1	4	0	1	0	1	0	0	0	0	0	1	0	0	0	1
NEEL	.264	24	53	8	14	3	0	3	9	0	0	1	5	0	15	0	1	1	3
NELSON	.000	29	0	1	0	0	0	0	0	0	0	0	0	0	0	0	0	0	0
QUIRK	.220	78	177	13	39	7	1	2	11	5	1	3	16	3	28	0	0	4	8
READY	.200	61	125	17	25	2	0	3	17	2	2	0	25	1	23	1	0	1	5
SIERRA	.278	151	601	83	167	34	7	17	87	0	10	0	45	12	68	14	4	11	7
(OAK)	.277	27	101	17	28	4	1	3	17	0	2	0	14	6	9	2	0	2	0
STEINBACH	.279	128	438	48	122	20	1	12	53	0	3	1	45	3	58	2	3	20	10
WEISS	.212	103	316	36	67	5	2	0	21	11	4	1	43	1	39	6	3	10	19
WILSON	.270	132	396	38	107	15	5	0	37	2	3	1	35	2	65	28	8	11	7
PITCHERS	.000	162	0	1	0	0	0	0	0	0	0	0	0	0	0	0	0	0	15
TOTALS	.258	162	5387	745	1389	219	24	142	693	72	59	49	707	46	831	143	59	139	125

PITCHER	W	L	ERA	G	GS	CG	SHO	SV	IP	H	R	ER	HR	HB	BB	IBB	SO	WP	BK
BRISCOE	0	1	6.43	2	2	0	0	0	7.0	12	6	5	0	0	9	0	4	2	0
CAMPBELL	2	3	5.12	32	5	0	0	1	65.0	66	39	37	4	0	45	3	38	2	0
CORSI	4	2	1.43	32	0	0	0	0	44.0	44	12	7	2	0	18	2	19	0	0
DARLING	15	10	3.66	33	33	4	3	0	206.1	198	98	84	15	4	72	5	99	13	0
DOWNS	5	5	3.29	18	13	0	0	0	82.0	72	36	30	4	4	46	3	38	3	1
ECKERSLEY	7	1	1.91	69	0	0	0	51	80.0	62	17	17	5	1	11	6	93	0	0
GOSSAGE	0	2	2.84	30	0	0	0	0	38.0	32	13	12	5	2	19	4	26	0	0
GUZMAN	0	0	12.00	2	0	0	0	0	3.0	8	4	4	0	1	0	0	0	0	0
HILLEGAS	1	8	5.23	26	9	1	1	0	86.0	104	57	50	13	0	37	2	49	2	0
(OAK)	0	0	2.35	5	0	0	0	0	7.2	8	5	2	1	0	4	1	3	0	0
HONEYCUTT	1	4	3.69	54	0	0	0	3	39.0	41	19	16	2	3	10	3	32	2	0
HORSMAN	2	1	2.49	58	0	0	0	1	43.1	39	13	12	3	0	21	4	18	1	0
MOORE	17	12	4.12	36	36	2	0	0	223.0	229	113	102	20	8	103	5	117	22	0
NELSON	3	1	6.45	28	2	0	0	0	51.2	68	37	37	5	0	22	5	23	2	0
PARRETT	9	1	3.02	66	0	0	0	0	98.1	81	35	33	7	2	42	3	78	13	0
RACZKA	0	0	8.53	8	0	0	0	0	6.1	8	7	6	0	0	5	0	2	0	0
REVENIG	0	0	0.00	2	0	0	0	0	2.0	2	0	0	0	0	0	0	1	0	0
RUSSELL	4	3	1.63	59	0	0	0	30	66.1	55	14	12	3	2	25	3	48	3	0
(OAK)	2	0	0.00	8	0	0	0	2	9.2	4	0	0	0	0	3	0	5	0	0
SLUSARSKI	5	5	5.45	15	14	0	0	0	76.0	85	52	46	15	6	27	0	38	0	1
STEWART	12	10	3.66	31	31	2	0	0	199.1	175	96	81	25	8	79	1	130	3	1
WALTON	0	0	9.90	7	0	0	0	0	10.0	17	11	11	1	1	0	3	0	7	0
WELCH	11	7	3.27	20	20	0	0	0	123.2	114	47	45	13	2	43	0	47	1	0
WITT	10	14	4.29	31	31	0	0	0	193.0	183	99	92	16	2	114	2	125	9	1
(OAK)	1	1	3.41	6	6	0	0	0	31.2	31	12	12	2	0	19	1	25	3	0
TOTALS	96	66	3.73	162	162	8	9	58	1447.0	1396	672	599	129	41	601	46	843	67	4

## A's 1992 HIGHS AND LOWS

### CLUB

Longest winning streak .....	10, (9/8-18)
Longest winning streak, home .....	9, (9/6-29)
Longest winning streak, road .....	6, (7/10-29)
Longest losing streak .....	5, (8/31-9/5)
Longest losing streak, home .....	5, (8/31-9/5)
Longest losing streak, road .....	5, (5/2-15)
Most runs in a game .....	14, (9/8 at California)
Most runs in a game, opponent .....	17, (9/23 at Chicago)
Most runs in an inning .....	10, (6/23 vs. Seattle, 3rd inning)
Most runs in an inning, opponent .....	10, (6/28 vs. Minnesota, 4th inning)
Largest margin, victory .....	12, (9/8 at California)
Largest margin, loss .....	11, (8/19 at New York)
	11, (9/23 at Chicago)

Most hits in a game .....	19, (7/28 at Minnesota)
	19, (9/8 at California)
Most hits in a game, opponent .....	18, (6/27 vs. Minnesota)
	18, (7/4 at Cleveland)
	18, (8/19 at New York)
Most hits in an inning .....	8, (7/26 vs. Toronto, 7th inning)
Most hits in an inning, opponent .....	9, (6/28 vs. Minnesota, 4th inning)
Most doubles in a game .....	5, (8/30 vs. Cleveland)
Most doubles in a game, opponent .....	7, (6/27 vs. Minnesota)
Most triples in a game .....	2, (7/26 vs. Toronto)
	2, (9/24 at Chicago)
Most triples in a game, opponent .....	2, (5/3 at Detroit)
	2, (5/5 vs. Toronto)
Most home runs in a game .....	4, (10/3 vs. Milwaukee)
Most home runs in a game, opponent .....	4, (6/23 vs. Seattle)
	4, (7/18 vs. Detroit)
Most stolen bases in a game .....	4, (5/10 vs. New York)
	4, (5/16 at New York)
	4, (5/27 vs. Cleveland)
Most stolen bases in a game, opponent .....	6, (9/27 at Milwaukee)
Most strikeouts in a game, pitchers .....	12, (4/20 vs. California)
	12, (5/1 at Detroit)
	12, (10/1 vs. Texas)
Most strikeouts in a game, opponents pitchers .....	14, (4/26 at Minnesota)
Most walks in a game, pitchers .....	11, (8/31 vs. Baltimore)
	11, (9/23 at Chicago)
	11, (9/27 at Milwaukee)
Most walks in a game, opponents pitchers .....	12, (4/30 at Detroit)
Fewest hits allowed in a game .....	1, (4/14 at Kansas City)
Fewest hits allowed in a game, opponent .....	2, (9/2 vs. Baltimore)

## INDIVIDUAL

Grand Slams .....	McGwire, (6/13 vs. Texas)
	Ready, (7/27 at Minnesota)
	Lansford, (8/7 vs. Kansas City)
	Canseco, (8/20 at New York)
Inside-the-park home runs .....	none
Pinch-hit home runs .....	Ready, (5/30 vs. Baltimore)
Longest hitting streak .....	12, R. Henderson, (8/14-25)
Most runs in a game .....	4, Brosius, (7/6 at Cleveland)
Most hits in a game .....	5, Lansford, (9/8 at California)
Most doubles in a game .....	3, Lansford, (7/19 vs. Detroit)
Most triples in a game .....	1, (24 times, last time: Mercedes, 10/4 vs. Milwaukee)
Most home runs in a game .....	2, (seven times, last time: McGwire, 8/13 vs. California)
Most RBI in a game .....	7, Baines, (6/23 vs. Seattle)
Most stolen bases in a game .....	3, R. Henderson, (5/9 vs. New York)
Most walks in a game .....	5, Canseco, (8/4 at Texas)
Most strikeouts in a game .....	4, Canseco, (6/26 vs. Minnesota)
Longest winning streak .....	7, Parrett, (4/8-7/29)
Longest losing streak .....	4, Honeycutt, (4/14-9/2)
	4, Moore, (6/7-26)
Most strikeouts in a game, pitcher .....	11, Stewart, (10/1 vs. Texas)
Most walks in a game, pitcher .....	9, Downs, (8/31 vs. Baltimore)
Fewest hits, complete game .....	2, Darling, (5/24 at Boston)
	2, Darling, (7/12 at Toronto)
	2, Darling, (7/25 vs. Toronto)
Most innings pitched in a game, starter .....	9, (eight times, last time: Stewart, 8/14 vs. California)
Most innings pitched in a game, reliever .....	5, Campbell, (7/21 vs. New York)
Most consecutive scoreless innings .....	16.1, Stewart, (4/11-21)
	16.1, Nelson, (5/17-6/17)
Most consecutive batters retired .....	20, Darling, (8/5-10)

## GENERAL

Longest game, innings .....	14, (6/12 vs. Texas)
Longest game, time, 9 innings .....	3:56, (4/30 at Detroit)
Longest game, time, extra innings .....	5:08, (6/12 vs. Texas)
Shortest game, time .....	2:14, (9/29 vs. Texas)
Largest crowd, Oakland Coliseum .....	44,078 (4/6 vs. Kansas City)
Smallest crowd, Oakland Coliseum .....	18,689 (5/6 vs. Detroit)
Largest crowd, road .....	54,987 (9/27 at Milwaukee)
Smallest crowd, road .....	5,028 (4/28 at Cleveland)
Postponement rain, Oakland Coliseum .....	none
Postponement rain, road .....	none

## A's 1992 WON-LOST BREAKDOWN

WESTERN DIVISION	HOME		ROAD		TOTAL		Day	Won	Lost
	Won	Lost	Won	Lost	Won	Lost			
California	5	2	3	3	8	5	Night	38	25
Chicago	4	2	4	3	8	5	Shutouts	58	41
Kansas City	5	1	4	3	9	4	1-Run Games	9	6
Minnesota	4	3	4	2	8	5	Extra Innings	23	21
Seattle	7	0	5	1	12	1	Doubleheaders	8	5
Texas	4	2	5	2	9	4	Split	0	0
<b>TOTAL vs WEST</b>	<b>29</b>	<b>10</b>	<b>25</b>	<b>14</b>	<b>54</b>	<b>24</b>	vs. RHS	68	58
							vs. LHS	28	8
<b>EASTERN DIVISION</b>	<b>HOME</b>		<b>ROAD</b>		<b>TOTAL</b>		<b>Starters</b>	67	52
	Won	Lost	Won	Lost	Won	Lost	Relievers	29	14
Baltimore	1	5	5	1	6	6	Streaks	10	5
Boston	4	2	3	3	7	5			
Cleveland	3	3	3	3	6	6			
Detroit	4	2	2	4	6	6			
Milwaukee	3	3	2	4	5	7			
New York	4	2	2	4	6	6			
Toronto	3	3	3	3	6	6			
<b>TOTAL vs EAST</b>	<b>22</b>	<b>20</b>	<b>20</b>	<b>22</b>	<b>42</b>	<b>42</b>			
<b>TOTAL</b>	<b>51</b>	<b>30</b>	<b>45</b>	<b>36</b>	<b>96</b>	<b>66</b>			

## A's 1992 MISCELLANEOUS TOTALS

	OAK	OPP		OAK	OPP
Double Plays	158	172	Home runs-home	76	73
Triple Plays	0	0	Home runs-road	66	56
Left on base	1225	1191	Grand Slams	4	1

## A's vs. THE AMERICAN LEAGUE 1992

### BATTING

CLUB	AVG.	AB	R	H	HR	RBI	CLUB	ERA	W	L	IP	H	R	ER	HR
Baltimore	.253	396	46	100	9	44	Baltimore	3.17	6	6	108.0	93	44	38	14
Boston	.248	400	54	99	10	50	Boston	3.76	7	5	107.2	106	51	45	9
California	.273	440	68	120	12	60	California	3.26	8	5	116.0	92	49	42	10
Chicago	.264	428	66	113	16	65	Chicago	5.09	8	5	115.0	121	75	65	12
Cleveland	.273	407	51	111	10	48	Cleveland	4.46	6	6	105.0	131	55	52	14
Detroit	.270	393	55	106	8	49	Detroit	4.24	6	6	104.0	100	49	49	16
Kansas City	.266	448	64	119	15	59	Kansas City	3.44	9	4	120.1	120	50	46	5
Milwaukee	.224	392	42	88	9	41	Milwaukee	3.28	5	7	107.0	92	49	39	7
Minnesota	.276	446	64	123	14	61	Minnesota	4.56	8	5	116.1	136	65	59	8
New York	.210	377	51	79	9	47	New York	5.11	6	6	104.0	119	66	59	8
Seattle	.276	424	71	117	12	67	Seattle	3.05	12	1	118.0	104	42	40	10
Texas	.244	431	63	105	10	57	Texas	2.18	9	4	120.0	94	37	29	8
Toronto	.269	405	50	109	8	45	Toronto	3.07	6	6	105.2	88	40	36	8
<b>TOTALS</b>	<b>.258</b>	<b>5387</b>	<b>745</b>	<b>1389</b>	<b>142</b>	<b>693</b>	<b>TOTALS</b>	<b>3.73</b>	<b>96</b>	<b>66</b>	<b>1447.0</b>	<b>1396</b>	<b>672</b>	<b>599</b>	<b>129</b>

### PITCHING

1992	AVG.	AB	R	H	HR	RBI	1992	ERA	W	L	IP	H	R	ER	HR
Before ASB	.259	2941	403	763	83	369	Before ASB	4.01	51	36	779.0	762	378	347	85
After ASB	.256	2446	342	626	59	324	After ASB	3.40	45	30	668.0	634	294	252	44
Home	.251	2574	365	645	76	334	Home	3.49	51	30	746.0	682	326	289	73
Away	.264	2813	380	744	66	359	Away	3.98	45	36	701.0	714	346	310	56
Day	.261	2046	281	534	58	262	Day	3.65	38	25	556.2	509	247	226	50
Night	.256	3341	464	855	84	431	Night	3.77	58	41	890.1	887	425	373	79
April	.273	773	111	211	23	101	April	3.53	14	8	201.1	190	90	79	17
May	.253	883	108	223	20	99	May	4.16	13	14	236.0	216	116	109	34
June	.253	902	137	228	29	127	June	4.45	18	9	247.0	256	134	122	25
July	.274	888	126	243	21	114	July	3.64	15	11	230.0	240	96	93	21
August	.256	945	138	242	28	135	August	3.58	19	10	256.2	261	119	102	16
Sept./Oct.	.243	996	125	242	21	117	Sept./Oct.	3.07	17	14	276.0	233	117	94	16

## A's 1992 INDIVIDUAL FIELDING

### PITCHERS

	Pct.	G	PO	A	E	TC	DP
Briscoe	.500	2	0	1	1	2	0
Campbell	1.000	32	1	6	0	7	0
Corsi	1.000	32	6	10	0	16	0
Darling	.902	33	11	26	4	41	2
Downs	.929	18	5	8	1	14	0
Eckersley	1.000	69	3	10	0	13	1
Gossage	1.000	30	2	4	0	6	0
Guzman	---	2	0	0	0	0	0
Hillegas	.800	26	7	5	3	15	0
(OAK)	1.000	5	1	0	0	1	0
Honeycutt	.833	54	3	2	1	6	0
Horsman	1.000	58	1	5	0	6	0
Moore	.929	36	17	22	3	42	5
Nelson	1.000	28	3	4	0	7	0
Parrett	.923	66	5	7	1	13	2
Raczka	1.000	8	1	0	0	1	0
Revenig	---	2	0	0	0	0	0
Russell	1.000	59	8	8	0	16	0
(OAK)	---	8	0	0	0	0	0
Slusarski	1.000	15	2	6	0	8	0
Stewart	.875	31	8	13	3	24	2
Walton	1.000	7	0	1	0	1	0
Welch	.947	20	5	13	1	19	1
Witt	.971	31	14	20	1	35	2
(OAK)	1.000	6	0	4	0	4	1

### CATCHERS

	Pct.	G	PO	A	E	TC	DP
Hemond	1.000	8	29	5	0	34	0
Mercedes	.875	9	7	0	1	8	0
Quirk	.973	59	258	26	8	292	4
Steinbach	.985	124	580	69	10	659	6

Passed Balls: Steinbach 7, Quirk 1

### FIRST BASEMEN

	Pct.	G	PO	A	E	TC	DP
Blankenship	.975	7	37	2	1	40	4
Brosius	1.000	3	39	0	0	39	2
Lansford	.983	18	112	5	2	119	13
McGwire	.995	139	1118	71	6	1195	118
Neel	.857	2	6	0	1	7	0
Quirk	1.000	9	29	2	0	31	2
Ready	.700	4	7	0	3	10	2
Steinbach	1.000	5	18	3	0	21	4

### SECOND BASEMEN

	Pct.	G	PO	A	E	TC	DP
Blankenship	.992	78	159	223	3	385	56
Bordick	.987	95	201	266	6	473	57
Browne	1.000	19	13	18	0	31	3
Ready	.941	4	8	8	1	17	1

### THIRD BASEMEN

	Pct.	G	PO	A	E	TC	DP
Brosius	.957	12	8	14	1	23	0
Browne	.965	58	40	70	4	114	8
Hemond	---	2	0	0	0	0	0
Lansford	.965	119	86	162	9	257	10
Quirk	---	2	0	0	0	0	0
Ready	.933	7	4	10	1	15	2

### SHORTSTOPS

	Pct.	G	PO	A	E	TC	DP
Bordick	.967	70	110	183	10	303	50
Brosius	1.000	1	1	0	0	1	0
Browne	1.000	1	1	0	0	1	0
Lansford	1.000	1	1	0	0	1	0
Weiss	.956	103	144	270	19	433	57

### OUTFIELDERS

	Pct.	G	PO	A	E	TC	DP
Baines	.964	23	27	0	1	28	0
Blankenship	.978	51	90	1	2	93	0
Brosius	1.000	20	20	1	0	21	0
Browne	.990	43	95	0	1	96	0
Canseco	.988	77	163	5	2	170	3
Fox	.990	43	92	3	1	96	1
Hemond	1.000	2	2	0	0	2	0
D. Henderson	.950	12	19	0	1	20	0
R. Henderson	.984	108	231	9	4	244	2
Howitt	.951	19	36	3	2	41	3
Kingery	1.000	10	14	0	0	14	0
Neel	.946	9	10	1	2	13	0
Ready	1.000	24	34	1	0	35	0
Sierra	.976	144	283	6	7	296	0
(OAK)	1.000	25	59	0	0	59	0
Wilson	.981	120	355	2	7	364	2

## A's DESIGNATED HITTERS 1992

BATTER	AVG	G	AB	R	H	2B	3B	HR	RBI	SH	SF	HB	TBB	IBB	SO
Baines	.237	116	410	47	97	16	0	15	69	0	6	0	50	5	58
Blankenship	---	3	0	2	0	0	0	0	0	0	0	0	2	1	0
Brosius	---	1	0	1	0	0	0	0	0	0	0	0	0	0	0
Browne	.000	1	3	0	0	0	0	0	0	0	0	1	0	0	1
Canseco	.316	20	79	18	25	2	0	5	19	0	1	0	10	0	19
Darling	---	1	0	0	0	0	0	0	0	0	0	0	0	0	0
Fox	.000	4	1	2	0	0	0	0	0	0	0	0	1	0	0
Hemond	.000	1	1	0	0	0	0	0	0	0	0	0	0	0	1
D. Henderson	.133	4	15	1	2	1	0	0	2	0	0	0	0	0	6
R. Henderson	.105	6	19	1	2	0	0	0	1	0	1	0	5	1	3
Howitt	.000	1	3	0	0	0	0	0	0	0	0	0	0	0	0
Lansford	.000	2	2	0	0	0	0	0	0	0	0	0	0	0	2
Neel	.357	9	28	7	10	1	0	3	6	0	0	0	2	0	7
Quirk	.000	1	1	0	0	0	0	0	0	0	0	0	0	0	0
Ready	.233	24	43	5	10	0	0	2	7	1	1	0	8	0	7
Sierra	.286	2	7	2	2	0	0	1	3	0	0	0	1	1	0
Steinbach	.500	2	8	1	4	0	0	0	1	0	0	0	1	0	2
Wilson	.000	5	2	1	0	0	0	0	0	0	0	0	0	0	1
<b>TOTALS</b>	<b>.244</b>	<b>162</b>	<b>622</b>	<b>88</b>	<b>152</b>	<b>20</b>	<b>0</b>	<b>26</b>	<b>108</b>	<b>1</b>	<b>9</b>	<b>1</b>	<b>80</b>	<b>8</b>	<b>107</b>

## A's PINCH HITTERS 1992

BATTER	AVG	G	AB	R	H	2B	3B	HR	RBI	SH	SF	HB	TBB	IBB	SO
Baines	.333	11	9	2	3	0	0	0	1	0	0	0	2	1	2
Blankenship	.000	7	4	2	0	0	0	0	0	0	0	1	2	1	1
Bordick	.000	1	1	0	0	0	0	0	0	0	0	0	0	0	0
Brosius	.000	2	2	0	0	0	0	0	0	0	0	0	0	0	0
Browne	.467	15	15	3	7	0	0	0	0	0	0	0	0	0	2
Canseco	.000	1	1	0	0	0	0	0	0	0	0	0	0	0	0
Fox	.000	6	4	0	0	0	0	0	1	0	0	0	2	0	1
Hemond	.000	2	2	0	0	0	0	0	0	0	0	0	0	0	2
D. Henderson	.000	6	6	0	0	0	0	0	0	0	0	0	0	0	2
R. Henderson	.333	4	3	0	1	0	0	0	0	0	0	0	1	0	1
Kingery	.000	3	3	0	0	0	0	0	0	0	0	0	0	0	0
Lansford	.200	5	5	0	1	1	0	0	0	0	0	0	0	0	1
McGwire	.000	1	1	0	0	0	0	0	0	0	0	0	0	0	0
Mercedes	.500	2	2	0	1	0	0	0	0	0	0	0	0	0	1
Neel	.429	8	7	0	3	2	0	0	3	0	0	0	1	0	1
Quirk	.353	20	17	1	6	0	0	0	2	0	1	0	1	0	5
Ready	.375	23	16	4	6	0	0	1	6	0	1	0	4	1	1
Sierra	.000	1	1	0	0	0	0	0	0	0	0	0	0	0	0
Steinbach	.000	5	5	0	0	0	0	0	0	0	0	0	0	0	2
Weiss	.000	2	1	0	0	0	0	0	0	0	0	0	1	0	0
Wilson	.300	12	10	1	3	0	0	0	0	0	0	0	2	1	2
<b>TOTALS</b>	<b>.270</b>	<b>86</b>	<b>115</b>	<b>13</b>	<b>31</b>	<b>3</b>	<b>0</b>	<b>1</b>	<b>13</b>	<b>0</b>	<b>2</b>	<b>1</b>	<b>16</b>	<b>4</b>	<b>24</b>

## A's 1992 DAY-BY-DAY

DATE	G	OPP.	W-L	SCORE	REC.	POS.	GA/GB	LEADER AND LEAD	WINNER	LOSER	ATT.	CUM. ATT.
4/6	1	KC	W	5-3	1-0	11	+1/2	OAK TEX/MIN	1/2 Honeycutt	Aquino	44,078*	44,078
4/7				OFF DAY		12	-1/2	TEX	1/2			
4/8	2	KC	W	4-3 (13)	2-0	12	-1/2	TEX	1/2 Parrett	Heaton	42,421	86,499
4/9	3	KC	W	5-2	3-0	12	-1/2	TEX	1/2 Darling	Gubicza	20,211	106,710
4/10	4	CHI	W	6-5	4-0	1	+1/2	OAK	1/2 Slusarski	Fernandez	38,457	145,167
4/11	5	CHI	W	7-6 (10)	5-0	1	+1/2	OAK	1/2 Parrett	Leach	36,007	181,174
4/12	6	CHI	L	4-6	5-1	2	-1/2	TEX	1/2 McDowell	Nelson	27,462	208,636 (6 dates)
4/13	7	at KC	W	6-1	6-1	1	+1/2	OAK	1/2 Moore	Gordon	39,428	39,428
4/14	8	at KC	L	1-3	6-2	1	+1/2	OAK	1/2 Heaton	Honeycutt	17,321	56,749
4/15	9	at KC	W	10-6	7-2	1	+1/2	OAK	1/2 Parrett	Magnante	16,519	73,268
4/16	10	at KC	W	1-0 (10)	8-2	1	+1/2	OAK	1 1/2 Stewart	Montgomery	22,041	95,309
4/17	11	at TEX	L	5-6	8-3	1	+1/2	OAK	1/2 Brown	Briscoe	33,070	128,379
4/18	12	at TEX	W	5-3	9-3	1	+1/2	OAK	1 1/2 Moore	Mathews	30,879	159,258
4/19	13	at TEX	L	4-6	9-4	1	+1/2	OAK	1/2 Manuel	Honeycutt	23,020	182,278 (7 dates)
4/20	14	CAL	W	4-3 (11)	10-4	1	+1	OAK	1 Eckersley	Crim	24,106	232,742
4/21	15	CAL	L	2-3	10-5	1	+1	OAK	1 Valera	Stewart	22,369	255,111
4/22	16	CAL	W	10-4	11-5	1	+2	OAK	2 Moore	Finley	31,282	286,393 (9 dates)
4/23				OFF DAY		1	+2	OAK	2			
4/24	17	at MIN	L	5-6 (10)	11-6	1	+1 1/2	OAK	1 1/2 Edens	Gossage	26,706	208,984
4/25	18	at MIN	W	8-4	12-6	1	+1 1/2	OAK	1 1/2 Slusarski	Tapani	34,925	243,909
4/26	19	at MIN	L	4-8	12-7	1	+1/2	OAK	1/2 Mahomes	Stewart	26,893	270,802
4/27				OFF DAY		1	+1/2	OAK	1/2			
4/28	20	at CLE	W	3-1	13-7	1	+1 1/2	OAK	1 1/2 Moore	Olin	5,028	275,830
4/29	21	at CLE	L	2-5	13-8	1	+1	OAK	1 Otto	Darling	5,055	280,885
4/30	22	at DET	W	10-6	14-8	1	+1 1/2	OAK	1 1/2 Horsman	Leiter	9,906	290,791
5/1	23	at DET	W	7-6	15-8	1	+2	OAK	2 Parrett	Henneman	13,277	304,068
5/2	24	at DET	L	3-5	15-9	1	+1	OAK	1 Tanana	Welch	15,492	319,560
5/3	25	at DET	L	4-8	15-10	1	+1	OAK	1 King	Moore	18,353	337,913 (16 dates)
5/4	26	TOR	L	3-7	15-11	1	+1/2	OAK	1/2 Stottlemire	Darling	20,137	306,530
5/5	27	TOR	L	1-5	15-12	12	-1/2	CHI	1/2 Guzman	Slusarski	18,753	325,283
5/6	28	DET	W	5-2	16-12	2	-1/2	CHI	1/2 Stewart	Terrell	18,689	343,972
5/7	29	DET	W	6-2	17-12	2	-1/2	CHI	1/2 Welch	Tanana	23,155	367,127
5/8	30	NY	W	8-6	18-12	2	-1/2	CHI	1/2 Nelson	Habyan	34,320	401,447
5/9	31	NY	W	5-3	19-12	1	+1/2	OAK	1/2 Darling	Leary	41,315	442,762
5/10	32	NY	W	5-2	20-12	1	+1/2	OAK	1/2 Slusarski	Cadaret	37,154	479,916 (16 dates)

DATE	G	OPP.	W-L	SCORE	REC.	POS.	GA/GB	LEADER AND LEAD	WINNER	LOSER	ATT.	CUM. ATT.	
5/11				OFF DAY		1	+1/2	OAK	1/2				
5/12	33	at TOR	L	0-3	20-13	1	+1/2	OAK	1/2	Key	STEWART	50,407	388,320
5/13	34	at TOR	L	3-4	20-14	2	-1/2	CHI	1/2	Morris	Moore	50,394	438,714
5/14				OFF DAY		2	-1/2	CHI	1/2				
5/15	35	at NY	L	2-3	20-15	2	-1/2	CHI	1/2	Kamieniecki	Welch	20,563	459,277
5/16	36	at NY	W	6-3	21-15	1	+1/2	OAK	1/2	Darling	Leary	30,934	490,211
5/17	37	at NY	L	2-11	21-16	2	-1/2	CHI	1/2	Perez	Stewart	29,850	520,061
5/18	38	at BAL	W	8-4	22-16	1	+1/2	OAK	1/2	Moore	Sutcliffe	43,897	563,958
5/19	39	at BAL	W	5-3	23-16	1	+1/2	OAK	1/2	Slusarski	Mesa	45,789	609,747
5/20	40	at BAL	W	4-2	24-16	1	+1/2	OAK	1 1/2	Welch	Mussina	45,955	655,702
5/21				OFF DAY		1	+1/2	OAK	1 1/2				
5/22	41	at BOS	W	5-3	25-16	1	+2/2	OAK	2 1/2	Stewart	Viola	33,591	689,293
5/23	42	at BOS	L	1-5	25-17	1	+1/2	OAK	1 1/2	Dopson	Moore	33,186	722,479
5/24	43	at BOS	W	4-0	26-17	1	+1/2	OAK	1 1/2	DARLING	Gardiner	33,965	756,444
(27 dates)													
5/25	44	CLE	L	6-10	26-18	1	+1	OAK	1	Nagy	Slusarski	41,050	520,966
5/26	45	CLE	L	0-1	26-19	1	+1	OAK	1	Otto	Welch	18,842	539,808
5/27	46	CLE	L	2-4	26-20	1	+0.002	OAK	.002	Scudder	Stewart	24,679	564,487
5/28				OFF DAY		2	-1/2	TEX	1/2				
5/29	47	BAL	W	5-3	27-20	2	-1/2	TEX	1/2	Moore	Milacki	31,389	595,876
5/30	48	BAL	L	6-7	27-21	12	-1/2	TEX	1/2	Mesa	Slusarski	35,152	631,028
5/31	49	BAL	L	2-4	27-22	3	-1	MIN	1/2	Sutcliffe	Darling	42,253	673,281
6/1	50	BOS	W	10-7	28-22	2	-0.003	MIN	.003	Campbell	Darwin	24,518	697,799
6/2	51	BOS	W	5-4	29-22	1	+1/2	OAK	1/2	Moore	Hesketh	25,553	723,352
6/3	52	BOS	W	7-6	30-22	1	+1/2	OAK	1/2	Parrett	Gardiner	31,294	754,646
(25 dates)													
6/4				OFF DAY		1	+1/2	OAK	1/2				
6/5	53	at CHI	W	10-3	31-22	1	+1	OAK	1	Darling	McCaskill	37,117	793,561
6/6	54	at CHI	W	6-4	32-22	1	+1 1/2	OAK	1 1/2	Stewart	Fernandez	42,483	836,044
6/7	55	at CHI	L	1-6	32-23	1	+1 1/2	OAK	1 1/2	HOUGH	Moore	42,415	878,459
6/8	56	at MIL	L	2-6	32-24	1	+0.004	OAK	.004	Wegman	Slusarski	13,238	891,697
6/9	57	at MIL	W	6-1	33-24	1	+1	OAK	1	Campbell	Robinson	15,056	906,753
6/10	58	at MIL	W	5-2	34-24	1	+1	OAK	1	Darling	Bosio	21,432	928,185
(33 dates)													
6/11				OFF DAY		1	+1	OAK	1				
6/12	59	TEX	W	6-5 (14)	35-24	1	+2	OAK	2	Corsi	Bannister	43,200	797,846
6/13	60	TEX	W	7-1	36-24	1	+3	OAK	3	Stewart	Witt	36,768	834,614
6/14	61	TEX	W	6-1	37-24	1	+3 1/2	OAK	3 1/2	Welch	Brown	34,788	869,402
6/15	62	MIL	W	3-2 (10)	38-24	1	+4	OAK	4	Eckersley	Felters	22,140	891,542
6/16	63	MIL	L	0-10	38-25	1	+4	OAK	4	Robinson	Darling	29,679	921,221
6/17	64	MIL	L	2-10	38-26	1	+3 1/2	OAK	3 1/2	Navarro	Moore	27,881	949,102
(31 dates)													
6/18				OFF DAY		1	+3	OAK	3				
6/19	65	at CAL	W	12-8	39-26	1	+4	OAK	4	Stewart	Finley	30,513	958,698
6/20	66	at CAL	L	0-10	39-27	1	+3	OAK	3	VALERA	Welch	26,344	985,042
6/21	67	at CAL	L	2-4	39-28	1	+2	OAK	2	Abbott	MOORE	38,505	1,023,547
(36 dates)													
6/22	68	SEA	W	7-2	40-28	1	+2	OAK	2	Darling	Hanson	23,067	972,169
6/23	69	SEA	W	12-7	41-28	1	+2	OAK	2	Slusarski	Kramer	27,963	1,000,132
6/24	70	SEA	W	7-2	42-28	1	+2	OAK	2	Stewart	Fleming	26,353	1,026,485
6/25	71	MIN	W	5-1	43-28	1	+3	OAK	3	Welch	Krueger	30,238	1,056,723
6/26	72	MIN	L	3-4	43-29	1	+2	OAK	2	Banks	Moore	35,577	1,092,300
6/27	73	MIN	L	2-12	43-30	1	+1	OAK	1	Smiley	Darling	42,658	1,134,958
6/28	74	MIN	L	2-10	43-31	11	--	OAK/MIN	2 1/2	Erickson	Campbell	38,976	1,173,934
(38 dates)													
6/29	75	at SEA	W	5-4 (11)	44-31	11	--	OAK/MIN	3 1/2	Horsman	Schooler	21,462	1,045,009
6/30	76	at SEA	W	4-2	45-31	11	--	OAK/MIN	3 1/2	Welch	Nelson	18,843	1,063,852
7/1	77	at SEA	W	3-1	46-31	11	--	OAK/MIN	4 1/2	Moore	Grant	21,127	1,084,979
7/2				OFF DAY		11	--	OAK/MIN	4 1/2				
7/3	78	at CLE	L	1-8	46-32	11	--	OAK/MIN	4 1/2	Nagy	Darling	44,845	1,129,824
7/4	79	at CLE	L	1-8	46-33	2	-1	MIN	1	Scudder	Downs	18,514	1,148,338
7/5	80	at CLE	W	5-2	47-33	2	-1	MIN	1	Welch	Armstrong	30,598	1,178,936
7/6	81	at CLE	W	13-4	48-33	2	-1	MIN	1	Moore	Mutis	12,057	1,190,993
7/7	82	at DET	L	2-3	48-34	2	-1	MIN	1	Ritz	Darling	17,548	1,208,541
7/8	83	at DET	L	3-6	48-35	2	-2	MIN	2	Lancaster	Corsi	16,722	1,225,263
7/9	84	at TOR	L	3-4	48-36	2	-2	MIN	2	Henke	Gossage	50,402	1,275,665
7/10	85	at TOR	W	5-1	49-36	2	-2	MIN	2	Welch	Wells	50,399	1,326,064
7/11	86	at TOR	W	3-1	50-36	2	-2	MIN	2	Moore	Guzman	50,414	1,376,478
7/12	87	at TOR	W	8-0	51-36	2	-2	MIN	2	DARLING	Hentgen	50,392	1,426,870
(49 dates)													
7/13-15	ALL-STAR GAME IN SAN DIEGO												

*A's DAY-BY-DAY, cont.*

DATE	G	OPP.	W-L	SCORE	REC.	POS.	GA/GB	LEADER AND LEAD	WINNER	LOSER	ATT.	CUM. ATT.
7/16	88	DET	W	4-0	52-36	2	-2	MIN	2	Downs	TANANA	30,236 1,204,170
7/17	89	DET	L	3-4	52-37	2	-3	MIN	3	Gullickson	Welch	33,293 1,237,463
7/18	90	DET	L	2-5	52-38	2	-3	MIN	3	Leiter	Moore	41,533 1,278,996
7/19	91	DET	W	6-2	53-38	2	-3	MIN	3	Nelson	Ritz	31,429 1,310,425
7/20	92	NY	L	0-1	53-39	2	-3	MIN	3	HILLEGAS	DARLING	26,637 1,337,062
7/21	93	NY	L	1-5	53-40	2	-3	MIN	3	PEREZ	Downs	26,573 1,363,635
7/22	94	NY	W	8-5	54-40	2	-3	MIN	3	Parrett	Habyan	40,805 1,404,440
7/23	95	TOR	L	3-9	54-41	2	-3 1/2	MIN	3 1/2	Stieb	Moore	24,707 1,429,147
7/24	96	TOR	W	6-5	55-41	2	-3	MIN	3	Eckersley	Henke	30,206 1,459,353
7/25	97	TOR	W	6-0	56-41	2	-3	MIN	3	DARLING	Stottlemire	36,086 1,495,439
7/26	98	TOR	W	9-1	57-41	2	-3	MIN	3	Downs	Morris	34,595 1,530,034
<b>(49 dates)</b>												
7/27	99	at MIN	W	9-1	58-41	2	-2	MIN	2	Welch	Smiley	47,677 1,474,547
7/28	100	at MIN	W	12-10	59-41	2	-1	MIN	1	Nelson	Edens	39,314 1,513,861
7/29	101	at MIN	W	5-4	60-41	11	--	OAK/MIN	7 1/2	Parrett	Aguilera	42,786 1,556,647
7/30				OFF DAY		1	+1/2	OAK	1/2			
7/31	102	at KC	L	5-6 (10)	60-42	2	-1/2	MIN	1/2	Meacham	Parrett	35,087 1,591,734
8/1	103	at KC	L	4-8	60-43	2	-1 1/2	MIN	1 1/2	Gordon	Downs	30,892 1,622,626
8/2	104	at KC	W	8-4	61-43	2	-1 1/2	MIN	1 1/2	Welch	Berenguer	34,139 1,656,765
8/3	105	at TEX	W	4-1	62-43	2	-1	MIN	1	Moore	Guzman	32,533 1,689,298
8/4	106	at TEX	W	9-0	63-43	11	--	OAK/MIN	9	Stewart	Bohanon	27,572 1,716,870
8/5	107	at TEX	W	4-3	64-43	1	+1	OAK	1	Darling	Witt	27,606 1,744,476
8/6	108	at TEX	W	2-0	65-43	1	+2	OAK	2	Downs	Ryan	36,712 1,781,188
<b>(59 dates)</b>												
8/7	109	KC	W	8-6	66-43	1	+2 1/2	OAK	2 1/2	Welch	Moeller	30,112 1,560,146
8/8	110	KC	W	5-3	67-43	1	+3	OAK	3	Eckersley	Montgomery	30,783 1,590,929
8/9	111	KC	L	2-5	67-44	1	+3	OAK	3	Appier	Stewart	30,477 1,621,406
8/10	112	CHI	W	5-3	68-44	1	+3	OAK	3	Darling	Hough	31,374 1,652,780
8/11	113	CHI	L	6-10	68-45	1	+2	OAK	2	Hernandez	Honeycutt	27,550 1,680,330
8/12	114	CHI	W	2-1	69-45	1	+3	OAK	3	Eckersley	McDowell	34,767 1,715,097
8/13	115	CAL	W	4-1	70-45	1	+4	OAK	4	MOORE	Abbott	24,650 1,739,747
8/14	116	CAL	L	1-2	70-46	1	+3	OAK	3	Blyleven	STEWART	28,882 1,768,629
8/15	117	CAL	W	9-5	71-46	1	+4	OAK	4	Corsi	Crim	33,149 1,801,778
8/16	118	CAL	W	5-4	72-46	1	+5	OAK	5	Eckersley	Grahe	32,003 1,833,781
<b>(59 dates)</b>												
8/17				OFF DAY		1	+5	OAK	5			
8/18	119	at NY	L	3-7	72-47	1	+5	OAK	5	Sanderson	Moore	20,669 1,801,857
8/19	120	at NY	L	3-14	72-48	1	+5	OAK	5	Kamieniecki	Stewart	20,568 1,822,425
8/20	121	at NY	W	8-6	73-48	1	+6	OAK	6	Parrett	Farr	29,671 1,852,096
8/21	122	at BAL	L	2-4	73-49	1	+5	OAK	5	Mussina	Downs	45,909 1,898,005
8/22	123	at BAL	W	5-3	74-49	1	+6	OAK	6	Parrett	Lewis	45,580 1,943,585
8/23	124	at BAL	W	7-3	75-49	1	+6	OAK	6	Moore	McDonald	45,479 1,989,064
8/24	125	at BOS	W	9-3	76-49	1	+7	OAK	7	Stewart	Dopson	33,494 2,022,558
8/25	126	at BOS	L	4-5	76-50	1	+7	OAK	7	Quantrill	Eckersley	33,387 2,055,945
8/26	127	at BOS	L	1-2 (10)	76-51	1	+6	OAK	6	VIOLA	Campbell	33,193 2,089,138
<b>(68 dates)</b>												
8/27				OFF DAY		1	+6 1/2	OAK	6 1/2			
8/28	128	CLE	W	7-6	77-51	1	+6 1/2	OAK	6 1/2	Corsi	Armstrong	30,422 1,864,203
8/29	129	CLE	W	4-1	78-51	1	+7 1/2	OAK	7 1/2	Stewart	Mesa	35,036 1,899,239
8/30	130	CLE	W	7-5	79-51	1	+7 1/2	OAK	7 1/2	Darling	Nagy	37,524 1,936,763
8/31	131	BAL	L	0-4	79-52	1	+6 1/2	OAK	6 1/2	Mussina	Downs	25,442 1,962,205
9/1	132	BAL	L	1-5	79-53	1	+5 1/2	OAK	5 1/2	Milacki	Slusarski	21,303 1,983,508
9/2	133	BAL	L	1-2 (10)	79-54	1	+4 1/2	OAK	4 1/2	Mills	Honeycutt	25,313 2,008,821
9/3				OFF DAY		1	+4 1/2	OAK	4 1/2			
9/4	134	BOS	L	3-8	79-55	1	+4 1/2	OAK	4 1/2	Darwin	Stewart	35,084 2,043,905
9/5	135	BOS	L	3-7	79-56	1	+4 1/2	OAK	4 1/2	Dopson	Darling	32,610 2,076,515
9/6	136	BOS	W	2-1 (10)	80-56	1	+5 1/2	OAK	5 1/2	Eckersley	Quantrill	29,670 2,106,185
<b>(68 dates)</b>												
9/7	137	at CAL	L	2-3	80-57	1	+4 1/2	OAK	4 1/2	Valera	Moore	21,251 2,110,389
9/8	138	at CAL	W	14-2	81-57	1	+4 1/2	OAK	4 1/2	Downs	Finley	18,904 2,129,293
9/9	139	at CAL	W	3-0	82-57	1	+4 1/2	OAK	4 1/2	Stewart	Langston	21,795 2,151,088
<b>(71 dates)</b>												
9/10	140	SEA	W	6-4	83-57	1	+5	OAK	5	Darling	Johnson	18,745 2,124,930
9/11	141	SEA	W	4-3	84-57	1	+6	OAK	6	Russell	Nelson	29,177 2,154,107
9/12	142	SEA	W	5-4	85-57	1	+6	OAK	6	Moore	Leary	30,159 2,184,266
9/13	143	SEA	W	3-1	86-57	1	+6	OAK	6	Downs	Hanson	28,088 2,212,354
9/14	144	MIN	W	3-2	87-57	1	+7	OAK	7	Corsi	Edens	30,236 2,242,590
9/15	145	MIN	W	2-1	88-57	1	+8	OAK	8	Darling	Mahomes	30,424 2,273,014
9/16	146	MIN	W	4-2	89-57	1	+9	OAK	9	Witt	Smiley	35,348 2,308,362
<b>(75 dates)</b>												

DATE	G	OPP.	W-L	SCORE	REC.	POS.	GA/GB	LEADER AND LEAD	WINNER	LOSER	ATT.	CUM. ATT.
9/17				OFF DAY		1	+8 1/2	OAK	8 1/2			
9/18	147	at SEA	W	7-4	90-57	1	+8 1/2	OAK	8 1/2	Moore	Fisher	39,508 2,190,596
9/19	148	at SEA	L	4-6	90-58	1	+8 1/2	OAK	8 1/2	Leary	Welch	17,527 2,208,123
9/20	149	at SEA	W	4-2	91-58	1	+8 1/2	OAK	8 1/2	Stewart	Hanson	15,311 2,223,434
9/21	150	at CHI	W	6-5	92-58	1	+9	OAK	9	Darling	Fernandez	29,529 2,252,963
9/22	151	at CHI	L	3-8	92-59	1	+8	OAK	8	Hough	Witt	25,891 2,278,854
9/23	152	at CHI	L	6-17	92-60	1	+8	OAK	8	McCaskill	Moore	26,279 2,305,133
9/24	153	at CHI	W	4-1	93-60	1	+8 1/2	OAK	8 1/2	Welch	McDOWELL	26,817 2,331,950
9/25	154	at MIL	L	1-4	93-61	1	+8 1/2	OAK	8 1/2	Bones	Stewart	24,846 2,356,796
9/26	155	at MIL	L	1-2	93-62	1	+7 1/2	OAK	7 1/2	Orosco	Darling	26,509 2,383,305
9/27	156	at MIL	L	3-5	93-63	1	+6 1/2	OAK	6 1/2	Navarro	Campbell	54,987 2,438,292

(81 dates)

9/28				OFF DAY		1	+7	OAK	7			
9/29	157	TEX	W	5-0	94-63	1	+7	OAK	7	Moore	Brown	37,069 2,345,431
9/30	158	TEX	L	3-7	94-64	1	+7	OAK	7	Guzman	Welch	25,601 2,371,032
10/1	159	TEX	L	3-4	94-65	1	+6	OAK	6	Rogers	Horsman	29,210 2,400,242
10/2	160	MIL	L	2-3 (11)	94-66	1	+5	OAK	5	Holmes	Corsi	27,796 2,428,038
10/3	161	MIL	W	10-3	95-66	1	+6	OAK	6	Moore	Bones	29,040 2,457,078
10/4	162	MIL	W	7-1	96-66	1	+6	OAK	6	Witt	Eldred	37,082 2,494,160

(81 dates)

\*denotes sellout

COMPLETE GAME PITCHERS IN CAPS

## A's 1992 PLAYER TRANSACTIONS

DATE	TRANSACTIONS	DATE	TRANSACTIONS
Mar. 5	Eric Show unconditional release waivers requested	May 10	Scott Hemond placed on 15-day DL, pulled rib cage muscle
Mar. 10	Eric Show unconditionally released	May 12	Scott Brosius recalled from injury rehab and reinstated from 15-day DL
Mar. 18	Doug Jennings elected free agency (2nd outright)	May 26	Walt Weiss sent to Tacoma for injury rehab
Mar. 20	Vince Horsman claimed on waivers from Toronto	May 27	Bob Welch placed on 15-day DL, left knee inflammation; Dann Howitt selected from Tacoma; Scott Brosius optioned to Tacoma
Mar. 28	Joe Klink placed on 15-day DL, strained left elbow; Bob Welch placed on 15-day DL, strained left back; Kirk Dressendorfer placed on 60-day DL, right shoulder surgery rehab	May 28	Kirk Dressendorfer sent to Modesto on injury rehab; Rickey Henderson placed on 15-day DL, pulled left hamstring
Mar. 30	Walt Weiss placed on 15-day DL, pulled rib cage muscle	May 30	Joe Klink transferred from 15 to 60-day DL; Troy Neel selected from Tacoma
Mar. 31	Dave Henderson placed on 15-day DL, pulled right hamstring	June 3	Walt Weiss recalled from injury rehab at Tacoma and reinstated from DL
April 1	Jeff Parrett and Rich Gossage selected from Tacoma	June 5	Scott Hemond sent to Huntsville on injury rehab
April 5	Randy Ready placed on 15-day DL, achilles tendinitis; John Briscoe recalled from Tacoma; Mike Kingery selected from Tacoma	June 6	Reggie Harris designated for assignment; Jim Corsi selected from Tacoma; Troy Neel optioned to Tacoma
April 10	Terry Steinbach placed on 15-day DL, hairline fracture of left wrist	June 8	Kirk Dressendorfer recalled from injury rehab at Modesto
April 16	Henry Mercedes recalled from Tacoma	June 11	Reggie Harris outright to Tacoma
April 18	Scott Brosius placed on 15-day DL, bruised left hip	June 14	Bob Welch reinstated from DL; Jim Corsi designated for assignment
April 20	Ron Witmeyer designated for assignment; Jerry Browne selected from Tacoma; John Briscoe optioned to Tacoma	June 15	Scott Hemond recalled from injury rehab at Huntsville
April 21	Randy Ready reinstated from 15-day DL	June 17	Randy Ready placed on 15-day DL, pulled right rib cage muscle; Rickey Henderson reinstated from DL
April 23	Ron Witmeyer outright to Tacoma	June 18	Jim Corsi optioned to Tacoma
April 25	Terry Steinbach reinstated from 15-day DL; Henry Mercedes optioned to Tacoma	June 24	Johnny Guzman recalled from Tacoma; Joe Slusarski optioned to Tacoma
April 30	Dave Henderson reinstated from 15-day DL; Mike Kingery outright to Tacoma	June 30	Scott Hemond transferred from 15 to 60-day DL; Kelly Downs signed as a free agent; Dave Stewart placed on 15-day DL, sore right elbow; Jim Corsi recalled from Tacoma; Rickey Henderson placed on 15-day DL, pulled left hamstring
May 2	Bob Welch reinstated from 15-day DL; Bruce Walton optioned to Tacoma	July 1	Jose Canseco placed on 15-day DL, sore right shoulder; Troy Neel recalled from Tacoma; Johnny Guzman optioned to Tacoma
May 5	Kevin Campbell recalled from Tacoma; Jerry Browne optioned to Tacoma	July 6	Scott Brosius recalled from Tacoma
May 6	Scott Brosius sent to Tacoma for injury rehab; Dave Henderson placed on 15-day DL, pulled right hamstring; Jerry Browne recalled from Tacoma		

## A's PLAYER TRANSACTIONS, cont.

DATE	TRANSACTIONS	DATE	TRANSACTIONS
July 7	Eric Fox selected from Huntsville; Dave Henderson sent to Modesto on injury rehab	Sept. 11	Bob Welch and Mark McGwire reinstated from 15-day DL; Johnny Guzman, Todd Van Poppel, Joe Slusarski and Craig Paquette recalled from Tacoma (NTR); Scott Erwin, Gavin Osteen and Todd Revenig recalled from Huntsville (NTR);
July 8	Dann Howitt elected free agency; Lance Blankenship placed on 15-day DL, fractured finger left hand	Oct. 26	Mark McGwire, Jeff Russell, Ruben Sierra and Terry Steinbach filed for free agency; Joe Klink, Kirk Dressendorfer and Rich Gossage reinstated from 60-day DL
July 9	Randy Ready reinstated from 15-day DL	Oct. 27	Harold Baines, Kelly Downs, Jamie Quirk, Randy Ready and Willie Wilson filed for free agency
July 10	Dave Henderson transferred to Tacoma on injury rehab	Oct. 28	Ron Darling and Dave Stewart filed for free agency
July 13	Scott Brosius placed on 15-day DL, viral infection; Dave Henderson transferred to Modesto on injury rehab	Oct. 30	Rick Honeycutt and Mike Moore filed for free agency
July 14	Dave Henderson recalled from injury rehab at Modesto	Nov. 5	Carney Lansford voluntarily retired
July 16	Rickey Henderson and Jose Canseco reinstated from 15-day DL; Troy Neel optioned to Tacoma	Nov. 6	Rich Gossage filed for free agency
July 17	Scott Hemond sent to Tacoma on injury rehab	Nov. 17	Eric Helfand and Jim Corsi selected by the Florida Marlins in the Expansion Draft; Walt Weiss traded to the Florida Marlins for Eric Helfand and a PTBNL
July 19	Rich Gossage placed on 15-day DL, right bicep tendinitis	Nov. 19	Islay Molina, Curtis Shaw, Tanyon Sturtze and David Zancanaro selected from Tacoma; Marcos Armas and Scott Lydy selected from Huntsville
July 24	Dave Stewart reinstated from 15-day DL	Nov. 20	Scott Baker acquired from the Florida Marlins as the PTBNL in Nov. 17 trade; Mike Mohler selected from Tacoma
July 25	Scott Hemond recalled from injury rehab at Tacoma	Dec. 7	Kirt Ojala selected from the New York Yankees organization in the Rule 5 draft
July 27	Scott Brosius sent to Tacoma on injury rehab	Dec. 9	Free agents, Storm Davis, Kelly Downs and Rick Honeycutt, agreed to terms
Aug. 3	Scott Brosius recalled from injury rehab at Tacoma; reinstated from DL and optioned to Tacoma	Dec. 14	Free agent, Terry Steinbach, agreed to terms
Aug. 4	Lance Blankenship sent to Tacoma on injury rehab	Dec. 18	Harold Baines and Ron Darling accepted salary arbitration; Kevin Campbell, Kirk Dressendorfer, Eric Fox, Joe Klink, Jeff Parrett and Mike Raczka were not tendered contracts and became free agents
Aug. 6	Scott Hemond reinstated from 60-day DL; claimed on waivers by Chicago White Sox	Dec. 23	Free agent, Ruben Sierra, agreed to terms
Aug. 8	Bob Welch placed on 15-day DL, sore right elbow	Dec. 24	Free agent, Mark McGwire, agreed to terms
Aug. 10	Gene Nelson designated for assignment; Lance Blankenship recalled from injury rehab and reinstated from 15-day DL	Jan. 4	Scott Erwin and Gavin Osteen outright to Tacoma
Aug. 13	Mike Raczka selected from Tacoma; Bruce Walton recalled from Tacoma	Jan. 14	Harold Baines traded to the Baltimore Orioles for minor league RHP Bobby Chouinard and RHP David Plaster
Aug. 17	Gene Nelson unconditionally released; Willie Wilson placed on 15-day DL, strained right hamstring	Jan. 22	Free agent, Joe Boever, agreed to terms
Aug. 22	Mark McGwire placed on 15-day DL, pulled rib cage muscle	Feb. 1	Free agent, Kevin Seitzer, agreed to terms
Aug. 23	Steve Chitren designated for assignment; Todd Revenig selected from Huntsville		
Aug. 24	Scott Brosius recalled from Tacoma; Steve Chitren outright to Tacoma		
Aug. 28	Eric Fox recalled from Tacoma; Bruce Walton optioned to Tacoma		
Aug. 31	Jose Canseco traded to the Texas Rangers for Ruben Sierra, Bobby Witt, Jeff Russell and cash; John Briscoe and Bruce Walton designated for assignment; Todd Revenig and Mike Raczka optioned to Madison		
Sept. 1	Henry Mercedes, Troy Neel and Joe Slusarski recalled from Tacoma; Willie Wilson and Dave Henderson reinstated from 15-day DL; Rich Gossage transferred from 15 to 60-day DL; Shawn Hillegas selected from Tacoma		
Sept. 4	Mike Raczka recalled from Madison; Joe Slusarski optioned to Tacoma		
Sept. 8	John Briscoe and Bruce Walton outright to Tacoma		

# 1992 AMERICAN LEAGUE RECAP

## FINAL STANDINGS OF CLUBS AT CLOSE OF 1992 SEASON

### American League West

	Won	Lost	Pct	GB
Oakland	96	66	.593	—
Minnesota	90	72	.556	6.0
Chicago	86	76	.531	10.0
Texas	77	85	.475	19.0
California	72	90	.444	24.0
Kansas City	72	90	.444	24.0
Seattle	64	98	.395	32.0

### American League East

	Won	Lost	Pct	GB
Toronto	96	66	.593	—
Milwaukee	92	70	.568	4.0
Baltimore	89	73	.549	7.0
Cleveland	76	86	.469	20.0
New York	76	86	.469	20.0
Detroit	75	87	.463	21.0
Boston	73	89	.451	23.0

### CLUB BATTING

CLUB	AVG	G	AB	R	H	2B	3B	HR	RBI	SH	SF	HB	BB	IBB	SO	SB	CS
Minnesota	.277	162	5582	747	1544	275	27	104	701	46	59	53	527	53	834	123	74
Milwaukee	.268	162	5504	740	1477	272	35	82	683	61	72	33	511	45	779	256	115
Cleveland	.266	162	5620	674	1495	227	24	127	637	42	44	45	448	46	885	144	67
Seattle	.263	162	5564	679	1466	278	24	149	638	52	51	38	474	47	841	100	55
Toronto	.263	162	5536	780	1458	265	40	163	737	26	54	47	561	41	933	129	39
New York	.261	162	5593	733	1462	281	18	163	703	26	55	42	536	51	903	78	37
Chicago	.261	162	5498	738	1434	269	36	110	686	47	69	31	622	48	784	160	57
Baltimore	.259	162	5485	705	1423	243	36	148	680	50	59	51	647	55	827	89	48
Oakland	.258	162	5387	745	1389	219	24	142	693	72	59	49	707	46	831	143	59
Kansas City	.256	162	5501	610	1411	284	42	75	568	45	46	51	439	30	741	131	71
Detroit	.256	162	5515	791	1411	256	16	182	746	43	53	24	675	42	1055	66	45
Texas	.250	162	5537	682	1387	266	23	159	646	56	45	50	550	36	1036	81	44
Boston	.246	162	5461	599	1343	259	21	84	567	60	43	31	591	46	865	44	48
California	.243	162	5364	579	1306	202	20	88	537	56	40	40	416	40	882	160	101
TOTALS	.259		77147		20006		386		9222		749		7704		12196		860
		1134		9802		3596		1776	682		585		626		1704		

### CLUB PITCHING

CLUB	W	L	ERA	G	CG	SHO	SV	IP	H	R	ER	HR	HB	BB	IBB	SO	WPBK
Milwaukee	92	70	3.43	162	19	14	39	1457.0	1344	604	556	127	47	435	33	793	37
Boston	73	89	3.58	162	22	13	39	1448.2	1403	669	577	107	41	535	56	943	50
Minnesota	90	72	3.70	162	16	13	50	1453.0	1391	653	598	121	36	479	30	923	52
Oakland	96	66	3.73	162	8	9	58	1447.0	1396	672	599	129	41	601	46	843	67
Baltimore	89	73	3.79	162	20	16	48	1464.0	1419	656	616	124	36	518	38	846	45
Kansas City	72	90	3.81	162	9	12	44	1447.1	1426	667	613	106	39	512	50	834	42
Chicago	86	76	3.82	162	21	5	52	1461.2	1400	690	621	123	55	550	48	810	35
California	72	90	3.84	162	26	13	42	1446.0	1449	671	617	130	39	532	40	888	42
Toronto	96	66	3.91	162	18	14	49	1440.2	1346	682	626	124	45	541	37	954	66
Texas	77	85	4.09	162	19	3	42	1460.1	1471	753	663	113	48	598	30	1034	72
Cleveland	76	86	4.11	162	13	7	46	1470.0	1507	746	671	159	34	566	31	890	53
New York	76	86	4.21	162	20	9	44	1452.2	1453	746	679	129	35	612	49	851	52
Seattle	64	98	4.55	162	21	9	30	1445.0	1467	799	730	129	60	661	50	894	61
Detroit	75	87	4.60	162	10	4	36	1435.2	1534	794	733	155	29	564	88	693	57
TOTALS	1134		3.94	242		619		20006	9802	1776	7704		626		12196		90
	1134	1134		141		20329.0		9802		1776	7704		12196		90		

### CLUB FIELDING

CLUB	AVG.	G	PO	A	E	TC	DP	TP	PB
Milwaukee	.986	162	4371	1741	89	6201	146	0	5
Baltimore	.985	162	4392	1708	93	6193	168	1	15
Minnesota	.985	162	4359	1776	95	6230	155	0	14
Toronto	.985	162	4322	1591	93	6006	109	0	15
Seattle	.982	162	4335	1763	112	6210	170	1	9
New York	.982	162	4358	1739	114	6211	165	0	16
Detroit	.981	162	4307	1766	116	6189	164	1	8
Kansas City	.980	162	4342	1748	122	6212	164	0	14
Chicago	.979	162	4385	1778	129	6292	134	0	13
Oakland	.979	162	4341	1576	125	6042	158	0	8
California	.979	162	4338	1811	134	6283	172	0	5
Boston	.978	162	4346	1871	139	6356	170	0	8
Cleveland	.978	162	4410	1727	141	6278	176	1	9
Texas	.975	162	4381	1692	154	6227	153	0	19
TOTALS	.981	1134	60987	24287	1656	86930	2204	4	158

# A.L. TOP FIVE DEPARTMENTAL LEADERS

## BATTING

### BATTING AVERAGE

.343	Martinez	SEA
.329	Puckett	MIN
.323	Thomas	CWS
.320	Molitor	MIL
.315	Mack	MIN

### HOME RUNS

43	Gonzalez	TEX
42	McGwire	OAK
35	Fielder	DET
34	Belle	CLE
34	Carter	TOR

### RUNS BATTED IN

124	Fielder	DET
119	Carter	TOR
115	Thomas	CWS
112	Belle	CLE
112	Bell	CWS

### RUNS

114	Phillips	DET
108	Thomas	CWS
105	Alomar	TOR
104	Knoblauch	MIN
104	Puckett	MIN

### HITS

210	Puckett	MIN
205	Baerga	CLE
195	Molitor	MIL
189	Mack	MIN
185	Thomas	CWS

### TOTAL BASES

313	Puckett	MIN
310	Carter	TOR
309	Gonzalez	TEX
307	Thomas	CWS
303	Devereaux	BAL

### DOUBLES

46	Thomas	CWS
46	Martinez	SEA
40	Mattingly	NYN
40	Yount	MIL
39	Griffey, Jr.	SEA

### TRIPLES

12	Johnson	CWS
11	Devereaux	BAL
10	Anderson	BAL
9	Raines	CWS
8	Lofton	CLE
8	Alomar	TOR

### STOLEN BASES

66	Lofton	CLE
54	Listach	MIL
53	Anderson	BAL
51	Polonia	CAL
49	Alomar	TOR

### WALKS

122	Thomas	CWS
122	Tettleton	DET
114	Phillips	DET
106	Milligan	BAL
103	Tartabull	NYN

### ON-BASE PERCENTAGE

.439	Thomas	CWS
.409	Tartabull	NYN
.405	Alomar	TOR
.404	Martinez	SEA
.394	Mack	MIN

### SLUGGING PERCENTAGE

.585	McGwire	OAK
.544	Martinez	SEA
.536	Thomas	CWS
.535	Griffey, Jr.	SEA
.529	Gonzalez	TEX

### EXTRA BASE HITS

72	Thomas	CWS
71	Carter	TOR
70	Griffey, Jr.	SEA
69	Gonzalez	TEX
67	Martinez	SEA

### MULTI HIT GAMES

62	Molitor	MIL
61	Puckett	MIN
54	Baerga	CLE
54	Mack	MIN
52	Knoblauch	MIN
52	Griffey, Jr.	SEA

### GRAND SLAMS

3	Puckett	MIN
2	seven players tied	

## PITCHING

### EARNED RUN AVERAGE

2.41	Clemens	BOS
2.46	Appier	KC
2.54	Mussina	BAL
2.64	Guzman	TOR
2.77	Abbott	CAL

### WINS

21	Brown	TEX
21	Morris	TOR
20	McDowell	CWS
18	Mussina	BAL
18	Clemens	BOS

### SAVES

51	Eckersley	OAK
41	Aguilera	MIN
39	Montgomery	KC
36	Olson	BAL
34	Henke	TOR

### WINNING PERCENTAGE

.783	Mussina	BAL
.778	Morris	TOR
.762	Guzman	TOR
.727	Bosio	MIL
.667	McDowell	CWS

### GAMES STARTED

36	Sutcliffe	BAL
36	Moore	OAK
35	McDonald	BAL
35	Brown	TEX
35	Wegman	MIL
35	Viola	BOS

### COMPLETE GAMES

13	McDowell	CWS
11	Brown	TEX
11	Clemens	BOS
10	Nagy	CLE
10	Perez	NYN

### SHUTOUTS

5	Clemens	BOS
4	Fleming	SEA
4	Mussina	BAL
3	four players tied	

### GAMES

81	Rogers	TEX
79	Ward	TOR
72	Olin	CLE
71	Lilliquist	CLE
70	Harris	BOS

### INNINGS PITCHED

265.2	Brown	TEX
261.2	Wegman	MIL
260.2	McDowell	CWS
252.0	Nagy	CLE
247.2	Perez	NYN

### STRIKEOUTS

241	Johnson	SEA
218	Perez	NYN
208	Clemens	BOS
179	Guzman	TEX
178	McDowell	CWS

### OPP. BATTING AVERAGE

.206	Johnson	SEA
.207	Guzman	TOR
.217	Appier	KC
.224	Clemens	BOS
.231	Smiley	MIN

# 1992 ALCS BOXSCORES

## Game #1, October 7 at Toronto A's 4, Blue Jays 3

The A's win a thriller, scoring three times in the second and then once in the ninth with the score tied 3-3 to take a 1-0 lead in the series...Oakland uses the long ball in the second as Mark McGwire homers off Jack Morris following a Harold Baines leadoff single to give the A's a 2-0 lead...Terry Steinbach then follows with a home run to left, giving Dave Stewart a 3-0 lead...Stewart allows a Pat Borders home run in the fifth and a Dave Winfield home run in the sixth to make the score 3-2...in the bottom of the eighth, he gets the first two outs before Winfield doubles...Jeff Russell comes in and allows the game tying RBI single by John Olerud...in the ninth, Baines homers to right to give the A's and Russell the win...Dennis Eckersley comes in and retires three of the final four hitters to record his 10th career LCS save.

OAKLAND	AB	R	H	RBI
Henderson, lf	2	0	0	0
Lansford, 3b	4	0	0	0
Sierra, rf	4	0	0	0
Baines, dh	4	2	3	1
McGwire, 1b	3	1	1	2
Steinbach, c	4	1	1	1
Wilson, cf	4	0	1	0
Bordick, ss	4	0	0	0
Blankenship, 2b	2	0	0	0
<b>Totals</b>	<b>31</b>	<b>4</b>	<b>6</b>	<b>4</b>

TORONTO	AB	R	H	RBI
White, cf	3	0	1	0
Alomar, 2b	4	0	1	0
Carter, rf-1b	4	0	1	0
Winfield, dh	4	2	2	1
Olerud, 1b	3	0	1	1
Bell, pr-rf	0	0	0	0
Maldonado, lf	4	0	0	0
Gruber, 3b	4	0	0	0
Borders, c	4	1	1	1
Lee, ss	3	0	1	0
Sprague, ph	1	0	1	0
Griffin, pr	0	0	0	0
<b>Totals</b>	<b>34</b>	<b>3</b>	<b>9</b>	<b>3</b>

Oakland	0	3	0	0	0	0	0	1	--	4	
Toronto	0	0	0	0	1	1	0	1	0	--	3

E--Henderson. DP--Oakland 2, Toronto 2. LOB--Oakland 4, Toronto 7. 2B--Winfield. HR--McGwire (1), Steinbach (1), Borders (1), Winfield (1), Baines (1). SB--Alomar (1), Wilson (1).

Oakland	IP	H	R	ER	BB	SO
Stewart	7.2	7	3	3	3	2
Russell (W, 1-0)	.1	1	0	0	0	0
Eckersley (S, 1)	1	1	0	0	0	0
Toronto	IP	H	R	ER	BB	SO
Morris (L, 0-1)	9	6	4	4	4	4

WP--Morris.

Umpires--HP, Denkinger; 1B, Young; 2B, Clark; 3B, Merrill; LF, Brinkman; RF, Coble.

T--2:47. A--51,039.

## Game #2, October 8 at Toronto Blue Jays 3, A's 1

David Cone and Tom Henke limit the A's to a run on six hits to even the ALCS at one game each...Cone and Mike Moore exchange shutout innings until the fifth when Toronto takes a 2-0 lead....with one out, Candy Maldonado walks, and Kelly Gruber follows with a first pitch homer to left...the Blue Jays add another run in the seventh as Gruber leads off with a double and scores on Manuel Lee's sacrifice fly...Cone allows only two A's baserunners to reach as far as third base over the first eight innings, despite an ALCS record tying six steals by the A's...he is replaced by Henke after allowing Ruben Sierra's lead off triple in the ninth...Henke then allows a Harold Baines single that scores Sierra before retiring the final three batters to record the save.

OAKLAND	AB	R	H	RBI
Henderson, lf	4	0	0	0
Lansford, 3b	4	0	0	0
Sierra, rf	3	1	1	0
Baines, dh	4	0	2	1
Fox, pr-dh	0	0	0	0
McGwire, 1b	4	0	0	0
Steinbach, c	4	0	1	0
Wilson, cf	4	0	1	0
Bordick, 2b	2	0	0	0
Weiss, ss	2	0	1	0
<b>Totals</b>	<b>31</b>	<b>1</b>	<b>6</b>	<b>1</b>

TORONTO	AB	R	H	RBI
White, cf	3	0	0	0
Alomar, 2b	3	0	1	0
Carter, rf	3	0	0	0
Winfield, dh	3	0	0	0
Olerud, 1b	3	0	0	0
Maldonado, lf	2	1	0	0
Gruber, 3b	3	2	2	2
Borders, c	3	0	1	0
Lee, ss	2	0	0	1
<b>Totals</b>	<b>25</b>	<b>3</b>	<b>4</b>	<b>3</b>

Oakland	0	0	0	0	0	0	1	--	1		
Toronto	0	0	0	0	2	0	1	0	x	--	3

DP--Oakland 1, Toronto 1. LOB--Oakland 6, Toronto 4. 2B--Wilson, Gruber. 3B--Sierra. HR--Gruber (1). SB--Alomar (2), Wilson 3 (4), Weiss 2 (2), Bordick (1), Carter (1). CS--White, Sierra. SF--Lee.

Oakland	IP	H	R	ER	BB	SO
Moore (L, 0-1)	7	4	3	3	4	3
Corsi	.2	0	0	0	1	0
Parrett	.1	0	0	0	0	0

1992 ALCS BOXSCORES, cont.

Toronto	IP	H	R	ER	BB	SO
Cone (W, 1-0)	8	5	1	1	3	6
Henke (S, 1)	1	1	0	0	0	1

Cone pitched to 1 batter in the 9th.

Umpires--HP, Young; 1B, Clark; 2B, Merrill; 3B, Brinkman; LF, Coble; RF, Denkinger.

T--2:58. A--51,114.

Game #3, October 10 at Oakland  
Blue Jays 7, A's 5

Toronto takes a 2-1 lead in the best of seven series as the A's strand 11 runners in a 7-5 loss...the Blue Jays score single runs in the second and fourth innings before Oakland ties the game with two in the bottom of the fourth...Harold Baines and Terry Steinbach have RBI singles in the inning to provide the scoring...Toronto gets the lead right back as Candy Maldonado homers to lead off the fifth inning and give the Blue Jays the lead for good...the Jays score two in the seventh off Kelly Downs, but Oakland gets those runs back in the bottom of the inning on a Ruben Sierra sacrifice fly and a Terry Steinbach RBI single...each team scores single runs in the eighth, the A's on Ruben Sierra's RBI single, and Toronto adds a run in the ninth...Oakland collects 13 hits, including two by Harold Baines, his third multi-hit game of the series.

TORONTO	AB	R	H	RBI
White, cf	3	0	1	0
Alomar, 2b	5	1	1	1
Carter, rf	5	0	1	0
Winfield, dh	4	2	1	1
Olerud, 1b	5	1	1	0
Maldonado, lf	3	1	2	2
Gruber, 3b	4	0	0	0
Borders, c	4	1	1	0
Lee, ss	3	1	1	2
<b>Totals</b>	<b>36</b>	<b>7</b>	<b>9</b>	<b>6</b>

OAKLAND	AB	R	H	RBI
Henderson, lf	4	1	1	0
Lansford, 3b	5	0	1	0
Sierra, rf	4	1	2	2
Baines, dh	5	2	2	1
McGwire, 1b	4	0	1	0
Steinbach, c	4	0	3	2
Wilson, cf	4	0	2	0
Bordick, 2b	2	0	0	0
Browne, ph	0	0	0	0
Blankenship, pr-2b	1	0	1	0
Weiss, ss	4	1	0	0
<b>Totals</b>	<b>37</b>	<b>5</b>	<b>13</b>	<b>5</b>

Toronto	0	1	0	1	1	0	2	1	1	--	7
Oakland	0	0	0	2	0	0	2	1	0	--	5

E--Lansford, Blankenship 2, Lee. DP--Toronto 2, Oakland 1. LOB--Toronto 7, Oakland 11. 2B--Sierra, White. 3B--Lee. HR--Alomar (1), Maldonado (1). SB--Wilson 2 (6), Henderson (1), Carter (2). CS--Maldonado, White. SF--Sierra.

Toronto	IP	H	R	ER	BB	SO
Guzman (W, 1-0)	6	7	2	2	3	3
Ward	1	3	2	2	1	1
Timlin	.1	2	1	1	0	0
Henke (S, 2)	1.2	1	0	0	0	0
Oakland	IP	H	R	ER	BB	SO
Darling (L, 0-1)	6	4	3	2	2	3
Downs	1	2	2	0	0	0
Corsi	.1	0	0	0	0	0
Russell	.2	1	2	2	3	0
Honeycutt	.2	0	0	0	0	0
Eckersley	.1	2	0	0	0	1

Russell pitched to 1 batter in the 9th.

HBP--by Guzman (McGwire). WP--Darling 2, Russell.

Umpires--HP, Clark; 1B, Merrill; 2B, Brinkman; 3B, Coble; LF, Denkinger; RF, Young.

T--3:40. A--46,911.

Game #4, October 11 at Oakland  
Blue Jays 7, A's 6

The Blue Jays win in eleven innings after scoring three times in the eighth and twice in the ninth to tie the game...Toronto scores a run in the second, but Oakland scores five times in the third inning, sending 10 batters to the plate...an RBI single by Rickey Henderson ties the game and Ruben Sierra's sacrifice fly gives the A's the lead...Harold Baines adds a RBI double, Terry Steinbach walks with the bases loaded and Carney Lansford has an infield single to score the A's fifth run...the A's add another run in the sixth on Sierra's RBI double...Dennis Eckersley, who allowed just two inherited runners to score all year, comes in with a run in and two on in the eighth and allows both runners to score, making the score 6-4...he then allows a two-run homer by Roberto Alomar in the ninth to tie the game...Pat Borders' sacrifice fly off Kelly Downs in the 11th scores Derek Bell with the winning run.

TORONTO	AB	R	H	RBI
White, cf	6	1	2	0
Alomar, 2b	5	2	4	2
Carter, rf-1b	6	1	2	1
Winfield, dh	6	1	1	0
Olerud, 1b	5	1	4	2
Bell, pr-rf	0	1	0	0
Maldonado, lf	5	0	2	1
Gruber, 3b	5	0	0	0
Borders, c	5	0	1	1
Lee, ss	3	0	1	0
Sprague, ph	1	0	0	0
Griffin, ss	2	0	0	0
<b>Totals</b>	<b>49</b>	<b>7</b>	<b>17</b>	<b>7</b>

OAKLAND	AB	R	H	RBI	TORONTO	AB	R	H	RBI
Henderson, lf	6	2	3	1	White, cf	4	0	3	1
Browne, cf	2	1	0	0	Alomar, 2b	4	0	1	0
Wilson, cf	2	0	0	0	Carter, rf	3	0	0	0
Sierra, rf	4	0	2	2	Winfield, dh	3	1	2	1
Baines, dh	5	1	2	1	Olerud, 1b	4	0	0	0
Fox, pr-dh	1	0	0	0	Maldonado, lf	4	0	0	0
McGwire, 1b	4	0	0	0	Gruber, 3b	3	1	0	0
Steinbach, c	4	0	0	1	Borders, c	4	0	1	0
Lansford, 3b	5	0	2	1	Lee, ss	3	0	0	0
Bordick, ss	5	1	1	0	<b>Totals</b>	<b>32</b>	<b>2</b>	<b>7</b>	<b>2</b>
Blankenship, 2b	4	1	2	0					
<b>Totals</b>	<b>42</b>	<b>6</b>	<b>12</b>	<b>6</b>					

Toronto 0 1 0 0 0 0 0 3 2 0 1 -- 7  
Oakland 0 0 5 0 0 1 0 0 0 0 0 -- 6

E--Lee 2, Borders, McGwire, White, Henderson. DP--Toronto 2. LOB--Toronto 14, Oakland 11. 2B--Baines, Olerud, Sierra, Alomar. HR--Olerud (1), Alomar (2). SB--Blankenship (1), Henderson (2), Alomar (3), Fox (1). S--Browne, McGwire. SF--Sierra, Borders.

Toronto	IP	H	R	ER	BB	SO
Morris	3.1	5	5	5	5	2
Stottlemyre	3.2	3	1	1	0	1
Timlin	1	2	0	0	0	1
Ward (W, 1-0)	2	1	0	0	0	0
Henke (S, 3)	1	1	0	0	0	0
Oakland	IP	H	R	ER	BB	SO
Welch	7	7	2	2	1	7
Parrett	0	2	2	2	0	0
Eckersley	1.2	5	2	2	0	1
Corsi	1	2	0	0	2	0
Downs (L, 0-1)	1.1	1	1	1	1	0

Welch pitched to 1 batter in the 8th, Parrett pitched to 2 batters in the 8th.

Umpires--HP, Merrill; 1B, Brinkman; 2B, Coble; 3B, Denkinger; LF, Young; RF, Clark.  
T--4:25. A--47,732.

### Game #5, October 12 at Oakland A's 6, Blue Jays 2

Trailing 3-1 in the series and needing a complete game because of depleted bullpen, Dave Stewart delivers a complete game seven-hitter to send the ALCS back to Toronto...Ruben Sierra's two-run home run in the first scores Jerry Browne and gives Stewart an early 2-0 lead...Browne, who has four hits on the day, adds a RBI single in the third to make the score 3-0...Dave Winfield homers in the fourth, but Oakland comes back with three in the fifth...Browne has another RBI single, Rickey Henderson scores on an error and Sierra drives in his third run with a single...Stewart allows another run in the seventh before retiring the final seven batters for the win...he walks three and strikes out five, improving his LCS career record to 6-0.

OAKLAND	AB	R	H	RBI
Henderson, lf	3	2	2	0
Fox, pr-lf	0	0	0	0
Browne, 3b	4	2	4	2
Sierra, rf	4	1	2	3
Baines, dh	3	0	0	0
McGwire, 1b	1	0	0	0
Steinbach, c	4	0	0	0
Wilson, cf	4	0	0	0
Bordick, ss	4	0	0	0
Blankenship, 2b	4	1	0	0
<b>Totals</b>	<b>31</b>	<b>6</b>	<b>8</b>	<b>5</b>

Toronto 0 0 0 1 0 0 1 0 0 -- 2  
Oakland 2 0 1 0 3 0 0 0 x -- 6

E--Cone, Gruber, Carter. DP--Oakland 1. LOB--Toronto 6, Oakland 6. 2B--White. HR--Sierra (1), Winfield (2). CS--Sierra, White. S--Baines.

Toronto	IP	H	R	ER	BB	SO
Cone (L, 1-1)	4	6	6	3	2	3
Key	3	2	0	0	2	1
Eichhorn	1	0	0	0	0	0
Oakland	IP	H	R	ER	BB	SO
Stewart (W, 1-0)	9	7	2	2	3	5

Cone pitched to 4 batters in the 5th.  
PB--Borders.

Umpires--HP, Brinkman; 1B, Coble; 2B, Denkinger; 3B, Young; LF, Clark; RF, Merrill.

T--2:51. A--44,955.

### GAME #6, October 14 at Toronto Blue Jays 9, A's 2

Toronto scores six times in the first three innings and Juan Guzman wins his second game of the series as the Blue Jays clinch the ALCS...the Blue Jays score twice in the first and four times in the third inning off Mike Moore, who takes the loss...Moore allows five earned runs on seven hits in 2 2/3 innings...Guzman holds the A's hitless until the fifth when Terry Steinbach and Willie Wilson start the inning with singles, but he retires the final three hitters and Toronto adds a run in the bottom of the inning...Oakland gets on the board with a run in the sixth on Mark McGwire's RBI single, and makes the score 7-2 on Terry Steinbach's RBI single in the eighth...Toronto adds two insurance runs in the eighth and Tom Henke pitches a scoreless ninth inning to preserve the win.

1992 ALCS BOXSCORES, cont.

<b>OAKLAND</b>	<b>AB</b>	<b>R</b>	<b>H</b>	<b>RBI</b>	Oakland	0	0	0	0	1	0	1	0	--	2	
Henderson, lf	4	0	0	0	Toronto	2	0	4	0	1	0	0	2	x	--	9
Quirk, ph	1	0	0	0												
Browne, 3b	4	0	0	0												
Lansford, 3b	0	0	0	0												
Sierra, rf	5	1	1	0												
Baines, dh	4	1	2	0												
McGwire, 1b	4	0	1	1												
Steinbach, c	4	0	2	1												
Wilson, cf	4	0	1	0												
Bordick, ss	2	0	0	0												
Fox, ph	0	0	0	0												
Weiss, ss	0	0	0	0												
Blankenship, 2b	2	0	0	0												
Ready, ph	1	0	0	0												
<b>Totals</b>	<b>35</b>	<b>2</b>	<b>7</b>	<b>2</b>												
<b>TORONTO</b>	<b>AB</b>	<b>R</b>	<b>H</b>	<b>RBI</b>												
White, cf	4	1	1	1												
Alomar, 2b	5	1	3	1												
Carter, rf	5	1	1	2												
Winfield, dh	4	1	0	0												
Olerud, 1b	3	2	2	1												
Maldonado, lf	4	1	2	3												
Gruber, 3b	3	0	0	0												
Borders, c	2	1	2	1												
Lee, ss	4	1	2	0												
<b>Totals</b>	<b>34</b>	<b>9</b>	<b>13</b>	<b>9</b>												

**E--Henderson, LOB--Oakland 10, Toronto 7. 2B--Olerud, Baines, Lee. HR--Carter (1), Maldonado (2). SB--Wilson (7), Alomar 2 (5), Sierra (1), Fox (2). CS--White. S--Gruber. SF--Borders, White.**

<b>Oakland</b>	<b>IP</b>	<b>H</b>	<b>R</b>	<b>ER</b>	<b>BB</b>	<b>SO</b>
Moore (L, 0-2)	2.2	7	6	5	1	4
Parrett	2	4	1	1	0	1
Honeycutt	1.1	0	0	0	0	1
Russell	1	0	0	0	1	0
Witt	1	2	2	2	1	1
<b>Toronto</b>	<b>IP</b>	<b>H</b>	<b>R</b>	<b>ER</b>	<b>BB</b>	<b>SO</b>
Guzman (W, 2-0)	7	5	1	1	2	8
Ward	1	2	1	1	0	1
Henke	1	0	0	0	2	1

**PB--Borders 2. Umpires--HP, Coble; 1B, Denkinger; 2B, Young; 3B, Clark; LF, Merrill; RF, Brinkman. T--3:15. A--51,335.**

**1992 ALCS COMPOSITE STATISTICS**

<b>BATTER</b>	<b>AVG.</b>	<b>G</b>	<b>AB</b>	<b>R</b>	<b>H</b>	<b>2B</b>	<b>3B</b>	<b>HR</b>	<b>RBI</b>	<b>SH</b>	<b>SF</b>	<b>HP</b>	<b>BB</b>	<b>SO</b>	<b>SB</b>	<b>CS</b>	<b>DP</b>	<b>E</b>
Baines	.440	6	25	6	11	2	0	1	4	1	0	0	0	3	0	0	1	0
Blankenship	.231	5	13	2	3	0	0	0	0	0	0	0	3	4	1	0	0	2
Bordick	.053	6	19	1	1	0	0	0	0	0	0	0	1	2	1	0	1	0
Browne	.400	4	10	3	4	0	0	0	2	1	0	0	2	0	0	0	0	0
Fox	.000	4	1	0	0	0	0	0	0	0	0	0	1	0	2	0	0	0
R. Henderson	.261	6	23	5	6	0	0	0	1	0	0	0	4	4	2	0	0	3
Lansford	.167	5	18	0	3	0	0	0	1	0	0	0	1	1	0	0	1	1
McGwire	.150	6	20	1	3	0	0	1	3	1	0	1	5	4	0	0	0	1
Quirk	.000	1	1	0	0	0	0	0	0	0	0	0	0	0	0	0	0	0
Ready	.000	1	1	0	0	0	0	0	0	0	0	0	0	1	0	0	0	0
Sierra	.333	6	24	4	8	2	1	1	7	0	2	0	2	1	1	2	1	0
Steinbach	.292	6	24	1	7	0	0	1	5	0	0	0	2	7	0	0	1	0
Weiss	.167	3	6	1	1	0	0	0	0	0	0	0	2	1	2	0	0	0
Wilson	.227	6	22	0	5	1	0	0	0	0	0	0	1	5	7	0	0	0
<b>Totals</b>	<b>.251</b>	<b>6</b>	<b>207</b>	<b>24</b>	<b>52</b>	<b>5</b>	<b>1</b>	<b>4</b>	<b>23</b>	<b>3</b>	<b>2</b>	<b>1</b>	<b>24</b>	<b>33</b>	<b>16</b>	<b>2</b>	<b>5</b>	<b>7</b>

<b>PITCHER</b>	<b>W</b>	<b>L</b>	<b>ERA</b>	<b>G</b>	<b>GS</b>	<b>CG</b>	<b>SHO</b>	<b>SV</b>	<b>IP</b>	<b>H</b>	<b>R</b>	<b>ER</b>	<b>HR</b>	<b>HB</b>	<b>BB</b>	<b>IBB</b>	<b>SO</b>	<b>WP</b>	<b>BK</b>
Corsi	0	0	0.00	3	0	0	0	0	2.0	2	0	0	0	0	3	0	0	0	0
Darling	0	1	3.00	1	1	0	0	0	6.0	4	3	2	2	0	2	0	3	2	0
Downs	0	1	3.86	2	0	0	0	0	2.1	3	3	1	0	0	1	0	0	0	0
Eckersley	0	0	6.00	3	0	0	0	1	3.0	8	2	2	1	0	0	0	2	0	0
Honeycutt	0	0	0.00	2	0	0	0	0	2.0	0	0	0	0	0	0	0	1	0	0
Moore	0	2	7.45	2	2	0	0	0	9.2	11	9	8	3	0	5	1	7	0	0
Parrett	0	0	11.57	3	0	0	0	0	2.1	6	3	3	0	0	0	0	1	0	0
Russell	1	0	9.00	3	0	0	0	0	2.0	2	2	2	0	0	4	0	0	1	0
Stewart	1	0	2.70	2	2	1	0	0	16.2	14	5	5	3	0	6	0	7	0	0
Welch	0	0	2.57	1	1	0	0	0	7.0	7	2	2	1	0	1	0	7	0	0
Witt	0	0	18.00	1	0	0	0	0	1.0	2	2	2	0	0	1	0	1	0	0
<b>Totals</b>	<b>2</b>	<b>4</b>	<b>4.50</b>	<b>6</b>	<b>6</b>	<b>1</b>	<b>0</b>	<b>1</b>	<b>54.0</b>	<b>59</b>	<b>31</b>	<b>27</b>	<b>10</b>	<b>0</b>	<b>23</b>	<b>1</b>	<b>29</b>	<b>3</b>	<b>0</b>

**DID YOU KNOW...**

That the A's have appeared in 10 League Championship Series, more than any other club. Pittsburgh has appeared in nine and Baltimore, Los Angeles and Cincinnati have been in seven each. Oakland has also won six LCS, one more than Baltimore, Los Angeles and Cincinnati.

# 1992 TEAM LEADERS

## BATTING AVERAGE

.300	Bordick
.287	Browne
.283	RHenderson
.279	Steinbach
.270	Wilson

## TOTAL BASES

273	McGwire
187	Baines
187	Bordick
183	Lansford
181	RHenderson

## WALKS

95	RHenderson
90	McGwire
82	Blankenship
59	Baines
48	Canseco

## GAMES

154	Bordick
140	Baines
139	McGwire
135	Lansford
132	Wilson

## DOUBLES

30	Lansford
24	Blankenship
22	McGwire
20	Steinbach
19	Bordick

## STOLEN BASES

48	RHenderson
28	Wilson
21	Blankenship
12	Bordick
7	Lansford

## AT BATS

504	Bordick
496	Lansford
478	Baines
467	McGwire
438	Steinbach

## TRIPLES

5	Wilson
4	Bordick
3	RHenderson
2	three tied with

## SLUGGING PERCENTAGE

.585	McGwire
.457	RHenderson
.456	Canseco
.411	Steinbach
.391	Baines

## RUNS

87	McGwire
77	RHenderson
66	Canseco
65	Lansford
62	Bordick

## HOME RUNS

42	McGwire
22	Canseco
16	Baines
15	RHenderson
12	Steinbach

## ON-BASE PERCENTAGE

.426	RHenderson
.393	Blankenship
.385	McGwire
.366	Browne
.358	Bordick

## HITS

151	Bordick
130	Lansford
125	McGwire
122	Steinbach
121	Baines

## RUNS BATTED IN

104	McGwire
76	Baines
75	Lansford
72	Canseco
53	Steinbach

## WINS

17	Moore
15	Darling
12	Stewart
11	Welch
9	Parrett

## COMPLETE GAMES

4	Darling
2	Moore
2	Stewart

## INNINGS PITCHED

223.0	Moore
206.1	Darling
199.1	Stewart
123.2	Welch
98.1	Parrett

## ERA

1.43	Corsi
1.91	Eckersley
2.49	Horsman
2.84	Gossage
3.02	Parrett

## SHUTOUTS

3	Darling
---	---------

## STRIKEOUTS

130	Stewart
117	Moore
99	Darling
93	Eckersley
78	Parrett

## APPEARANCES

69	Eckersley
66	Parrett
58	Horsman
54	Honeycutt
36	Moore

## SAVES

51	Eckersley
3	Honeycutt
2	Russell
1	Horsman
1	Campbell

## OPPONENT BATTING AVG.

.211	Eckersley
.226	Parrett
.230	Gossage
.237	Stewart
.237	Downs

## A's ROOKIE PITCHING RECORDS

**Wins:** 12, Chris Codioli, 1983  
**Saves:** 12, Rollie Fingers, 1969  
**Games:** 64, Bob Lacey, 1977  
**Games Started:** 32, Matt Keough, 1978  
**Complete Games:** 8, Steve McCatty, 1979  
**Shutouts:** 2, three players tied  
**Innings Pitched:** 208.1, Rick Langford, 1977  
**Strikeouts:** 141, Rick Langford, 1977

## THE ROAD TO OAKLAND 1993

### FREE AGENT DRAFT (14)

PLAYER	DATE	ROUND	PLAYER	DATE	ROUND
Lance Blankenship	June-1986	10th	Todd Revenig	June-1990	37th
Scott Brosius	June-1987	20th	Curtis Shaw	June-1990	2nd
Scott Lydy	June-1989	2nd	Joe Slusarski	June-1988	2nd
Mark McGwire	June-1984	1st	Terry Steinbach	June-1983	9th
Mike Mohler	June-1989	42nd	Tanyon Sturtze	June-1990	23rd
Islay Molina	June-1990	22nd	Todd Van Poppel	June-1990	1st
Craig Paquette	June-1989	8th	David Zancanaro	June-1990	Comp. (1st)

### SIGNED AS UN-DRAFTED FREE AGENT (4) (No previous professional experience)

Marcos Armas	signed December 15, 1987
Mike Bordick	signed July 10, 1986
Johnny Guzman	signed February 18, 1988
Henry Mercedes	signed June 22, 1987

### SIGNED AS FREE AGENTS (7) (With previous professional service)

Joe Boever	signed January 22, 1993 (Houston)
Jerry Browne	signed April 9, 1992 (released by Cleveland)
Storm Davis	signed December 9, 1992 (Baltimore)
Kelly Downs	signed June 30, 1992 (released by San Francisco)
Dave Henderson	signed December 21, 1987 (San Francisco)
Shawn Hillegas	signed August 31, 1992 (released by New York Yankees)
Kevin Seitzer	signed February 1, 1993 (Milwaukee)

### DRAFTED AT WINTER SELECTION MEETING (RULE 5 DRAFT) (1)

Kirt Ojala	drafted from Columbus (New York), December 7, 1992
------------	--


### CLAIMED ON WAIVERS (1)

Vince Horsman	Toronto Blue Jays, March 20, 1992
---------------	-----------------------------------

### PLAYERS ACQUIRED VIA TRADE (10)

PLAYER	FROM	DATE	WITH	FOR
Scott Baker	Florida Marlins	11-20-92	Eric Helfand	Walt Weiss
Ron Darling	Montreal Expos	07-31-91		Matt Grott
				Russ Cormier
Dennis Eckersley	Chicago Cubs	04-03-67	Dan Rohn	Brian Guinn
				Mark Leonette
				Dave Wilder
Eric Helfand	Florida Marlins	11-17-92	Scott Baker	Walt Weiss
Rickey Henderson	New York Yankees	06-20-89		Greg Cadaret
				Eric Plunk
				Luis Polonia
Rick Honeycutt	Los Angeles Dodgers	08-29-87		Tim Belcher
Troy Neel	Cleveland Indians	01-16-91		Larry Arndt
Ruben Sierra	Texas Rangers	08-31-92	Jeff Russell	Jose Canseco
Bobby Witt			Cash	
Bob Welch	Los Angeles Dodgers	12-11-87	Matt Young	Alfredo Griffin
				Jay Howell
				Kevin Tapani
				Wally Whitehurst

**THE ATHLETICS:  
A HISTORY**



## OAKLAND A's CAREER BATTING LEADERS

GAMES	HITS	HOME RUNS	EXTRA-BASE HITS
Bando	1410	Campaneris 1355	Jackson 268
Jackson	1311	<b>Henderson, R. 1337</b>	Canseco 231
Campaneris	1295	Lansford 1317	<b>McGwire 220</b>
<b>Henderson, R.</b>	<b>1263</b>	Bando 1279	Bando 192
Murphy	1213	Jackson 1207	Murphy 153
Lansford	1203	Rudi 1079	<b>Henderson, R. 121</b>
Rudi	1088	Murphy 999	Tenace 121
Canseco	950	Canseco 957	Rudi 116
<b>McGwire</b>	<b>916</b>	<b>McGwire 772</b>	Armas 111
Gross	876	Davis, M. 680	Kingman 100
			Davis, M. 240

AT-BATS	DOUBLES	RUNS BATTED IN	BATTING AVERAGE
Campaneris	5159	Jackson 230	(Min. 500 at-bats)
Bando	4991	Rudi 214	<b>Henderson, R. .292</b>
<b>Henderson, R.</b>	<b>4577</b>	<b>Henderson, R. 210</b>	Lansford .288
Lansford	4568	Bando 208	Polonia .288
Jackson	4568	Lansford 201	Washington, C. .285
Murphy	4047	Campaneris 175	Revering .279
Rudi	3950	Canseco 167	Cater .277
Canseco	3582	Davis, M. 143	<b>Bordick .276</b>
<b>McGwire</b>	<b>3123</b>	Murphy 129	Baines .274
Phillips	2588	<b>McGwire 128</b>	Griffin .273
			Hill .273

RUNS	TRIPLES	TOTAL BASES	SLUGGING PCT.
<b>Henderson, R.</b>	<b>959</b>	Campaneris 39	(Min. 500 at-bats)
Jackson	743	<b>Henderson, R. 38</b>	Canseco .512
Bando	725	Rudi 32	<b>McGwire .503</b>
Campaneris	722	Phillips 25	Jackson .501
Lansford	617	Lansford 23	Epstein .468
Murphy	614	Jackson 23	Revering .452
Canseco	606	North 23	Kingman .450
<b>McGwire</b>	<b>504</b>	Bando 22	<b>Henderson, D. .448</b>
Rudi	483	Monday 21	Tenace .435
North	379	Page 21	Armas .434
			<b>Henderson, R. .434</b>

## OAKLAND A's CAREER PITCHING LEADERS

GAMES	GAMES STARTED	INNINGS PITCHED	SAVES
Fingers	502	Blue 262	<b>Eckersley 236</b>
Lindblad	391	Hunter 260	Fingers 136
<b>Eckersley</b>	<b>364</b>	Stewart 229	Howell 61
<b>Honeycutt</b>	<b>286</b>	Langford 195	Caudill 37
Nelson	281	Odom 178	Lindblad 34
Blue	273	McCatty 161	Knowles 30
Hunter	268	<b>Welch 159</b>	<b>Honeycutt 29</b>
Langford	248	Norris 157	Grant 27
Stewart	241	Keough, M. 155	Beard 25
Lacey	227	Holtzman 153	<b>Welch 1036.0</b>
			Lacey 22

WINS	ERA (Min. 200 IP)	SHUTOUTS	STRIKEOUTS
Hunter	131	<b>Eckersley 2.18</b>	Blue 1315
Blue	124	Nash 2.75	Hunter 1139
Stewart	116	Segui 2.78	Stewart 1094
<b>Welch</b>	<b>84</b>	Burns 2.81	Fingers 784
Holtzman	77	Torrez 2.87	Odom 675
Langford	73	Fingers 2.91	Langford 654
Odom	71	Holtzman 2.92	Norris 636
Fingers	67	Blue 2.95	<b>Welch 570</b>
Moore	66	Lindblad 2.98	Dobson 557
Young	64	Knowles 2.99	McCatty 541
			7

## ATHLETICS ALL-TIME BATTING LEADERS

GAMES		HITS		HOME RUNS		EXTRA-BASE HITS	
Campaneris	1795	Campaneris	1882	Foxx	302	Simmons	655
Dykes	1702	Simmons	1827	Jackson	269	Foxx	638
Bando	1468	Dykes	1705	Johnson, B.	252	Johnson, B.	631
Johnson, B.	1459	Johnson, B.	1617	Canseco	231	Jackson	530
Suder	1421	Davis, H.	1499	<b>McGwire</b>	<b>220</b>	Dykes	525
Davis, H.	1415	Foxx	1492	Simmons	209	Davis, H.	471
Murphy, Da.	1411	Murphy, Da.	1488	Bando	192	Miller	460
Miller	1361	Miller	1483	Zernial	191	Bando	429
Valo	1361	<b>Henderson, R.</b>	<b>1337</b>	Chapman	174	Chapman	426
Jackson	1346	Lansford	1317	Murphy, Dw.	153	Murphy, Da.	420
		Cochrane	1317				

AT-BATS		DOUBLES		RUNS BATTED IN		BATTING AVERAGE	
Campaneris	7180	Dykes	365	Simmons	1178	<b>(Min. 2000 at-bats)</b>	
Dykes	6023	Simmons	348	Foxx	1075	Simmons	.356
Johnson, B.	5428	Davis, H.	321	Johnson, B.	1040	Foxx	.339
Davis, H.	5368	Johnson, B.	307	Bando	796	Collins	.336
Bando	5145	Miller	292	Jackson	776	Baker	.321
Murphy, Da.	5134	Murphy, Da.	279	Dykes	764	Cochrane	.321
Simmons	5132	Moses	274	Davis, H.	762	McInnis	.313
Suder	5085	Campaneris	270	Miller	762	Miller	.311
Miller	4762	Foxx	257	Chapman	737	Cramer	.308
Chapman	4742	Cochrane	250	Canseco	719	Higgins	.307
						Moses	.307

RUNS		TRIPLES		TOTAL BASES		SLUGGING PCT.	
Johnson, B.	997	Murphy, Da.	101	Simmons	2998	<b>(Min. 2000 at-bats)</b>	
Campaneris	983	Simmons	98	Johnson, B.	2824	Foxx	.640
Foxx	975	Baker	88	Foxx	2813	Simmons	.584
Simmons	969	Collins	85	Campaneris	2502	Johnson, B.	.520
<b>Henderson, R.</b>	<b>959</b>	Davis, H.	82	Dykes	2477	Canseco	.512
Bishop	882	Foxx	79	Jackson	2323	<b>McGwire</b>	<b>.503</b>
Dykes	881	Oldring	76	Miller	2206	Jackson	.496
Cochrane	823	Hartsel	75	Davis, H.	2188	Cochrane	.490
Davis, H.	810	Miller	73	Bando	2148	Zernial	.489
Jackson	756	Dykes	73	Chapman	2098	Higgins	.478
						Baker	.467

## ATHLETICS ALL-TIME PITCHING LEADERS

GAMES		GAMES STARTED		SHUTOUTS		SAVES (since 1969)	
Plank	523	Plank	458	Plank	59	Eckersley	236
Fingers	502	Hunter	340	Waddell	37	Fingers	136
Rommel	500	Bender	289	Bender	37	Howell	61
Lindblad	479	Grove	267	Hunter	31	Caudill	37
Walberg	412	Walberg	267	Blue	28	Lindblad	34
Grove	402	Blue	262	Coombs	28	Knowles	30
Bender	385	Rommel	249	Grove	19	<b>Honeycutt</b>	<b>29</b>
Hunter	365	Kellner	239	Rommel	18	Grant	27
<b>Eckersley</b>	<b>364</b>	Stewart	229	Dygert	16	Beard	25
Segui	323	Odom	214	Bush	15	Lacey	22

WINS		INNINGS PITCHED		STRIKEOUTS	
Plank	285	Plank	3878.1	Plank	2000
Grove	195	Bender	2613.0	Waddell	1576
Bender	191	Rommel	2556.1	Bender	1536
Rommel	171	Hunter	2455.2	Grove	1523
Hunter	161	Grove	2401.0	Hunter	1520
Walberg	134	Walberg	2186.2	Blue	1315
Waddell	132	Blue	1946.0	Stewart	1094
Blue	124	Waddell	1869.1	Walberg	907
Coombs	117	Kellner	1730.1	Coombs	870
Stewart	116	Stewart	1636.1	Odom	799

## OAKLAND A's YEAR-BY-YEAR

YEAR	Pos.	W-L	Pct.	GA/GB	Manager	Home	Road
1968	6	82-80	.506	-21	Bob Kennedy	44-38	38-42
1969	2	88-74	.543	-9	Hank Bauer (80-69) John McNamara (8-5)	49-32	39-42
1970	2	89-73	.549	-9	John McNamara	49-32	40-41
1971	1*	101-60	.627	+16	Dick Williams	46-35	55-25
1972	1***	93-62	.600	+5 1/2	Dick Williams	48-29	45-33
1973	1***	94-68	.580	+6	Dick Williams	50-31	44-37
1974	1***	90-72	.556	+5	Alvin Dark	49-32	41-40
1975	1*	98-64	.605	+7	Alvin Dark	54-27	44-37
1976	2	87-74	.540	-2 1/2	Chuck Tanner	51-30	36-44
1977	7	63-98	.391	-38 1/2	Jack McKeon (26-27) Bobby Winkles (37-71)	35-46	28-52
1978	6	69-93	.426	-23	Bobby Winkles (24-15) Jack McKeon (45-78)	38-42	31-51
1979	7	54-108	.333	-34	Jim Marshall	31-50	23-58
1980	2	83-79	.512	-14	Billy Martin	46-35	37-44
1981	1*	64-45	.587	+5	Billy Martin	35-21	29-24
1982	5	68-94	.420	-25	Billy Martin	36-45	32-49
1983	4	74-88	.457	-25	Steve Boros	42-39	32-49
1984	4	77-85	.475	-7	Steve Boros (20-24) Jackie Moore (57-61)	44-37	33-48
1985	4	77-85	.475	-14	Jackie Moore	43-36	34-49
1986	3†	76-86	.469	-16	Tony La Russa (45-34) Jackie Moore (29-44) Jeff Newman (2-8)	30-15 16-16 1-5	15-19 13-28 1-3
1987	3	81-81	.500	-4	Tony La Russa	42-39	39-42
1988	1**	104-58	.642	+13	Tony La Russa	54-27	50-31
1989	1***	99-63	.611	+7	Tony La Russa	54-27	45-36
1990	1**	103-59	.635	+9	Tony La Russa	51-30	52-29
1991	4	84-78	.519	-11	Tony La Russa	47-34	37-44
1992	1*	96-66	.593	+6	Tony La Russa	51-30	45-36
<b>TOTALS</b>		<b>2094-1893</b>	<b>.525</b>			<b>1136-860</b>	<b>958-1033</b>

\* American League Western Division Champions

\*\* American League Champions

\*\*\* World Champions

## MONTH-BY-MONTH (1968-92)

Year	April	May	June	July	August	September	October
1968	8-10	13-14	17-12	15-15	16-17	13-12	-
1969	11-8	12-13	17-9	18-11	16-15	13-17	1-1
1970	8-12	17-11	17-10	15-12	13-17	18-11	1-0
1971	17-8	16-10	17-8	14-13	20-8	14-13	-
1972	7-4	18-8	18-11	16-15	14-13	18-10	2-1
1973	9-11	15-13	18-11	17-12	20-7	15-14	-
1974	10-10	17-11	14-14	20-8	15-14	14-13	0-2
1975	12-8	16-10	20-9	18-11	15-16	17-10	-
1976	9-8	12-17	15-13	17-11	17-12	16-11	1-2
1977	12-9	10-15	10-17	10-19	10-18	11-18	0-2
1978	16-5	11-15	11-18	17-13	7-21	7-20	0-1
1979	8-14	9-19	5-24	8-20	14-15	10-16	-
1980	12-8	13-13	7-21	19-10	14-14	16-11	2-2
1981	18-3	13-17	6-3	-	10-9	15-12	2-1
1982	11-11	12-16	10-18	11-15	14-15	9-17	1-2
1983	11-9	11-16	14-15	12-17	17-13	8-16	1-2
1984	14-10	9-17	15-14	10-18	14-14	14-11	-
1985	9-12	13-12	17-10	13-14	15-14	8-20	2-3
1986	11-10	12-16	7-22	14-12	17-11	13-13	2-2
1987	9-14	15-10	16-11	12-15	15-14	12-15	2-2
1988	16-7	19-8	13-14	16-12	20-9	19-7	1-1
1989	18-8	16-10	13-14	16-10	18-11	17-10	1-0
1990	14-5	18-9	15-12	17-14	18-9	20-8	1-2
1991	13-7	15-12	13-15	15-12	15-14	11-15	2-3
1992	14-8	13-14	18-9	15-11	19-10	15-12	2-2
<b>TOTALS</b>	<b>297-219</b>	<b>345-326</b>	<b>343-334</b>	<b>355-310</b>	<b>383-330</b>	<b>343-332</b>	<b>24-31</b>
<b>PCT.</b>	<b>.576</b>	<b>.514</b>	<b>.507</b>	<b>.534</b>	<b>.537</b>	<b>.508</b>	<b>.436</b>

## A's vs. AL OPPONENTS (1968-1992)

WESTERN DIVISION	HOME		AWAY		TOTAL	
	Won	Lost	Won	Lost	Won	Lost
California	114	73	107	77	221	150
Chicago	98	89	88	95	186	184
Kansas City	106	68	78	97	184	165
Minnesota	103	78	77	111	180	189
Seattle	76	28	57	45	133	73
Texas/Washington	90	80	81	95	171	175
<b>TOTALS vs. WEST</b>	<b>587</b>	<b>416</b>	<b>488</b>	<b>520</b>	<b>1075</b>	<b>936</b>
EASTERN DIVISION	HOME		AWAY		TOTAL	
	Won	Lost	Won	Lost	Won	Lost
Baltimore	71	84	72	75	143	159
Boston	85	67	58	93	143	160
Cleveland	90	57	83	65	173	122
Detroit	82	66	61	84	143	150
Milwaukee/Seattle	91	57	76	72	167	129
New York	80	69	66	83	146	152
Toronto	50	44	54	41	104	85
<b>TOTALS vs. EAST</b>	<b>549</b>	<b>444</b>	<b>470</b>	<b>513</b>	<b>1019</b>	<b>957</b>

## A's vs. THE AMERICAN LEAGUE (1968-92)

vs. Year	BALT	BOS	CAL	CHI	CLEV	DET	KC	MIL	MINN	NY	SEA	TEX	TOR	WASH	TOT
W-L	W-L	W-L	W-L	W-L	W-L	W-L	W-L	W-L	W-L	W-L	W-L	W-L	W-L	W-L	W-L
1968	9-9	10-8	13-5	8-10	12-6	5-13			10-8	8-10				7-11	82-80
1969	4-8	8-4	12-6	10-8	7-5	5-7	10-8		5-13	6-6	13-5			8-4	88-74
1970	5-7	5-7	10-8	16-2	5-7	6-6	11-7	10-8	5-13	6-6				10-2	89-73
1971	4-7	9-3	11-7	7-11	8-4	8-4	13-5	15-3	10-8	7-5				9-3	101-60
1972	6-6	3-9	10-8	8-7	10-2	8-4	11-7	8-4	9-8	9-3		11-4			93-62
1973	7-5	8-4	12-6	12-6	9-3	5-7	10-8	8-4	4-14	8-4		11-7			94-68
1974	6-6	4-8	12-6	11-7	7-5	7-5	10-8	7-5	13-5	5-7		8-10			90-72
1975	8-4	6-6	11-7	9-9	10-2	6-6	11-7	7-5	12-6	6-6		12-6			98-64
1976	8-4	8-4	12-6	9-8	8-4	6-6	9-9	7-5	7-11	6-6		7-11			87-74
1977	2-8	3-8	10-5	5-10	3-7	5-5	6-9	5-5	6-8	2-9	7-8	2-13	7-3		63-98
1978	0-11	5-5	6-9	8-7	6-4	4-6	5-10	1-9	6-9	2-8	13-2	6-9	7-4		69-93
1979	4-8	3-9	3-10	4-9	4-8	5-7	4-9	6-6	4-9	3-9	8-5	2-11	4-8		54-108
1980	5-7	3-9	10-3	7-6	6-6	6-6	7-6	5-7	7-6	4-8	8-5	7-6	8-4		83-79
1981	5-7	5-7	8-2	6-7	2-3	2-1	3-3	2-4	8-2	3-4	6-1	4-2	10-2		64-45
1982	5-7	4-8	4-9	4-9	8-4	3-9	6-7	5-7	10-3	5-7	6-7	5-8	3-9		68-94
1983	4-8	4-8	8-5	5-8	5-7	6-6	6-7	6-6	9-4	4-8	9-4	2-11	6-6		74-88
1984	6-6	5-7	6-7	7-6	5-7	3-9	8-5	8-4	5-8	4-8	8-5	8-5	4-8		77-85
1985	5-7	4-8	7-6	5-8	9-3	4-8	5-8	9-3	5-8	5-7	8-5	6-7	5-7		77-85
1986	7-5	5-7	3-10	6-7	2-10	6-6	5-8	7-5	7-6	7-5	10-3	3-10	8-4		76-86
1987	5-7	8-4	7-6	4-9	8-4	7-5	8-5	6-6	3-10	7-5	5-8	6-7	7-5		81-81
1988	8-4	9-3	9-4	8-5	8-4	8-4	5-8	9-3	8-5	6-6	9-4	8-5	9-3		104-58
1989	7-5	5-7	8-5	8-5	10-2	8-4	6-7	7-5	7-6	9-3	9-4	8-5	7-5		99-63
1990	8-4	8-4	9-4	5-8	8-4	6-6	9-4	7-5	7-6	12-0	9-4	8-5	7-5		103-59
1991	9-3	4-8	12-1	6-7	7-5	8-4	7-6	4-8	5-8	6-6	6-7	4-9	6-6		84-78
1992	6-6	7-5	8-5	8-5	6-6	6-6	9-4	5-7	8-5	6-6	12-1	9-4	6-6		96-66
<b>Totals</b>	<b>143-160</b>		<b>186-184</b>		<b>143-150</b>		<b>154-124</b>		<b>146-152</b>		<b>137-155</b>		<b>34-20</b>		
	<b>143-159</b>	<b>221-150</b>	<b>173-122</b>	<b>184-165</b>	<b>180-189</b>	<b>133-73</b>	<b>104-85</b>								

## OAKLAND A's TOP HITTING STREAKS

<b>24 games</b>	Carney Lansford (1984)	<b>16 games</b>	Danny Cater (1969)
<b>19 games</b>	Carney Lansford (1983)		Gene Tenace (1975)
	Carney Lansford (1989)	<b>15 games</b>	Bert Campaneris (1968)
<b>17 games</b>	Joe Rudi (1972)		Bert Campaneris (1971)
	Bert Campaneris (1972)		Billy North (1973)
	Mike Edwards (1978)		Reggie Jackson (1974)
	Donnie Hill (1985)		Bert Campaneris (1974)
	Luis Polonia (1987)		<b>TERRY STEINBACH (1989)</b>
	Carney Lansford (1988)		

## THE ATHLETICS 1901-1992

YEAR	W	L	PCT.	POS.	MANAGER	ATTENDANCE
<b>PHILADELPHIA</b>						
1901	74	62	.544	4	Connie Mack	206,329
1902	83	53	.610	1**	Connie Mack	442,473
1903	75	60	.556	2	Connie Mack	420,078
1904	81	70	.536	5	Connie Mack	512,294
1905	92	56	.622	1**	Connie Mack	554,576
1906	78	67	.538	4	Connie Mack	489,129
1907	88	57	.607	2	Connie Mack	625,581
1908	68	85	.444	6	Connie Mack	455,062
1909	95	58	.621	2	Connie Mack	674,915
1910	102	48	.680	1***	Connie Mack	588,095
1911	101	50	.669	1***	Connie Mack	605,749
1912	90	62	.592	3	Connie Mack	517,653
1913	96	57	.627	1***	Connie Mack	571,896
1914	99	53	.651	1**	Connie Mack	346,641
1915	43	109	.283	8	Connie Mack	146,223
1916	36	117	.235	8	Connie Mack	184,471
1917	55	98	.359	8	Connie Mack	221,432
1918	52	76	.406	8	Connie Mack	177,926
1919	36	104	.257	8	Connie Mack	225,209
1920	48	106	.312	8	Connie Mack	287,888
1921	53	100	.346	8	Connie Mack	344,430
1922	65	89	.422	7	Connie Mack	425,356
1923	69	83	.454	6	Connie Mack	534,122
1924	71	81	.467	5	Connie Mack	531,992
1925	88	64	.579	2	Connie Mack	869,703
1926	83	67	.553	3	Connie Mack	714,308
1927	91	63	.591	2	Connie Mack	605,529
1928	98	55	.641	2	Connie Mack	689,756
1929	104	46	.693	1***	Connie Mack	839,176
1930	102	52	.662	1***	Connie Mack	721,663
1931	107	45	.704	1**	Connie Mack	627,464
1932	94	60	.610	2	Connie Mack	405,500
1933	79	72	.523	3	Connie Mack	297,138
1934	68	82	.453	5	Connie Mack	305,847
1935	58	91	.389	8	Connie Mack	233,173
1936	53	100	.346	8	Connie Mack	285,173
1937	54	97	.358	7	Connie Mack	430,733
1938	53	99	.349	8	Connie Mack	385,357
1939	55	97	.362	7	Connie Mack	395,022
1940	54	100	.351	8	Connie Mack	432,145
1941	64	90	.416	8	Connie Mack	528,894
1942	55	99	.357	8	Connie Mack	423,387
1943	49	105	.318	8	Connie Mack	376,735
1944	72	82	.468	5	Connie Mack	505,322
1945	52	98	.347	8	Connie Mack	462,631
1946	49	105	.318	8	Connie Mack	621,793
1947	78	76	.506	5	Connie Mack	911,566
1948	84	70	.545	4	Connie Mack	945,076
1949	81	73	.526	5	Connie Mack	816,514
1950	52	102	.338	8	Connie Mack	809,805
1951	70	84	.455	6	Jimmie Dykes	465,469
1952	79	75	.513	4	Jimmie Dykes	627,100
1953	59	95	.383	7	Jimmie Dykes	362,113
1954	51	103	.331	8	Ed Joost	304,666
<b>KANSAS CITY</b>						
1955	63	91	.409	6	Lou Boudreau	1,393,054
1956	52	102	.338	8	Lou Boudreau	1,015,154
1957	59	94	.386	7	Lou Boudreau/Harry Craft	901,067
1958	73	81	.474	7	Harry Craft	925,090
1959	66	88	.429	7	Harry Craft	963,683
1960	58	96	.377	8	Bob Elliot	774,994
1961	61	100	.379	9	Joe Gordon/Hank Bauer	683,817
1962	72	90	.444	9	Hank Bauer	635,675
1963	73	89	.451	8	Ed Lopat	762,364
1964	57	105	.352	10	Ed Lopat/Mel McGaha	642,474
1965	59	103	.364	10	Mel McGaha/Haywood Sullivan	528,348
1966	74	86	.481	7	Alvin Dark	773,829
1967	62	99	.385	10	Alvin Dark/Luke Appling	726,639

OAKLAND	W	L	PCT.	POS	MANAGER	ATTENDANCE
1968	82	80	.506	6	Bob Kennedy	837,466
1969	88	74	.543	2	Hank Bauer/John McNamara	778,232
1970	89	73	.549	2	John McNamara	778,355
1971	101	60	.627	1*	Dick Williams	914,993
1972	93	62	.600	1***	Dick Williams	921,923
1973	94	68	.580	1***	Dick Williams	1,000,761
1974	90	72	.556	1***	Alvin Dark	837,150
1975	98	64	.605	1*	Alvin Dark	1,075,518
1976	87	74	.540	2	Chuck Tanner	780,593
1977	63	98	.391	7	Jack McKeon/Bobby Winkles	495,412
1978	69	93	.426	6	Bobby Winkles/Jack McKeon	526,999
1979	54	108	.333	7	Jim Marshall	306,763
1980	83	79	.512	2	Billy Martin	842,259
1981	64	45	.587	1*	Billy Martin	1,311,761
1982	68	94	.420	5	Billy Martin	1,735,489
1983	74	88	.457	4	Steve Boros	1,294,941
1984	77	85	.475	4	Steve Boros/Jackie Moore	1,353,231
1985	77	85	.475	4	Jackie Moore	1,334,609
1986	76	86	.469	3	Jackie Moore/Jeff Newman/Tony La Russa	1,314,646
1987	81	81	.500	3	Tony La Russa	1,678,921
1988	104	58	.642	1**	Tony La Russa	2,287,335
1989	99	63	.611	1***	Tony La Russa	2,667,225
1990	103	59	.635	1**	Tony La Russa	2,900,217
1991	84	78	.519	4	Tony La Russa	2,713,493
1992	96	66	.593	1*	Tony La Russa	2,494,160
<b>TOTALS</b>	<b>6809</b>	<b>7365</b>	<b>.480</b>			

Philadelphia A's (1901-54) 3886-4248

Kansas City A's (1955-67) 829-1224

Oakland A's (1968-92) 2094-1893

\*\*\*World Champions (9 times)

\*\*American League Champions (15 times)

\*Western Division Champions (10 times)

## THE A's BEFORE OAKLAND

### Season Records Set by Philadelphia A's Prior to 1955

PITCHING	NAME	RECORD	YEAR
Games Won	Jack Coombs; Lefty Grove	31	1910; 1931
Games Started	Rube Waddell	46	1904
Complete Games	Rube Waddell	36	1904
Innings Pitched	Rube Waddell	384	1904
Bases on Balls	Elmer Myers	168	1916
Strikeouts	Rube Waddell	349	1904
Shutouts	Jack Coombs	13	1910

BATTING	NAME	RECORD	YEAR
Average	Nap Lajoie	.422	1901
Runs	Elmer Myers	169	1916
Hits	Al Simmons	253	1925
Two Base Hits	Al Simmons	53	1926
Three Base Hits	Frank Baker	21	1912
Home Runs	Jimmie Foxx	58	1932
Runs Batted In	Jimmie Foxx	169	1932
Stolen Bases	Eddie Collins	81	1910
Strikeouts (Most)	Eddie Joost	110	1947
Strikeouts (Fewest)	Dick Siebert	17	1942
Bases on Balls	Eddie Joost	149	1949
Hitting Streak (Games)	Billy Lamar	29	1925

### DID YOU KNOW...

Only the New York Yankees have won more World Series than the Athletics franchise. The Yankees have won 22 titles while the Athletics won five in Philadelphia and four in Oakland. The St. Louis Cardinals have also won nine world titles. The Dodgers franchise has won six and Boston, Pittsburgh, Cincinnati and the Giants franchise have won five each.

## THE A's BEFORE OAKLAND, cont.

TEAM	RECORD	YEAR
Home Runs by Pinch Hitters	6	1952
Home Runs with Bases Filled	8	1932
Highest Batting Average	.307	1925
Lowest Batting Average	.223	1908
Most .300 hitters	11	1927
Most Errors	317	1901
Fewest Errors	113	1948
Consecutive Errorless Games	7	1951
Games Won	107	1931
Games Lost	117	1916
Shutouts Won	27	1909
Shutouts Lost	24	1943
Consecutive Games Won	17	1931
Consecutive Games Lost	20	1916, 1943
Runs, Game	24	5/18/12; 5/1/29
Runs, Game, Opponent	25 (Clev., N.Y.)	5/11/30; 5/24/36
Runs, Inning	13	6/15/25 (8th)
Hits, Game	29	5/1/29
Home Runs, Game	7	6/31/21
Consecutive Games, one or more HR's	12 (20 HR's)	1951

## Season Records Set by Kansas City A's 1955-67

PITCHING	NAME	RECORD	YEAR
Games Won	Bud Daley	16	1959-60
Games Saved	Jack Aker	26	1966
Complete Games	Art Ditmar	14	1956
Strikeouts, Game	Diego Segui	12	1963
	Jim Nash	12	1967
	Jim Hunter	12	1967
Strikeouts, Season	Orlando Pena	184	1964
Games	John Wyatt	81	1964

BATTING	NAME	RECORD	YEAR
Highest Batting Average	Vic Power	.319	1955
Hitting Streak	Hector Lopez	22	1957
Home Runs	Bob Cerv	38	1958
Runs Batted In	Norm Siebern	117	1962
Hits	Jerry Lumpe	193	1962
Runs	Norm Siebern	114	1962
Doubles	Norm Siebern	36	1961
Triples	Gino Cimoli	15	1962
Stolen Bases	Bert Campaneris	55	1967
Most Strikeouts	Nelson Mathews	143	1964
Fewest Strikeouts	Vic Power	27	1955

TEAM	RECORD	YEAR
Home Runs by Pinch Hitters	7	1964
Home Runs with Bases Full	4	1958, 1959, 1960
Highest Batting Average	.263	1959 (154 games); 1962 (162 games)
Lowest Batting Average	.233	1967 (163 games)
Most .300 hitters	4	1955
Most Errors	175	1961 (162 games)
Fewest Errors	125	1957 (154 games); 1958 (156 games)
Consecutive Errorless Games	8	1960, 1964
Games Won	74	1966
Games Lost	105	1964
Shutouts Won	11	1963, 1966
Shutouts Lost	19	1967
Consecutive Games Won	11	1959
Consecutive Games Lost	13	1959
Runs, Game	20	4/25/61 (Minnesota)
Runs, Game, Opponent	25	4/23/55 (Chicago)
Runs, Inning	13	4/21/56 (Chicago, 2nd)
Hits, Game (9 innings)	21	three times
Hits, Extra Inning Game	26	7/27/56 (New York, 14 innings)
Home Runs, Game	5	three times
Consecutive Games, one or more HR's	11 (13 HR)	1964

# A's YEAR-BY-YEAR BATTING LEADERS

## BATTING AVERAGE

YEAR	AVG.	YEAR	AB	YEAR	H
1968	Cater .290	1974	Rudi 593	1984	Lansford 179
1969	Bando .281	1975	Jackson 593	1985	Griffin 166
1970	Campaneris .279	1976	Baylor 595	1986	Griffin 169
1971	Jackson .277	1977	Sanguillen 571	1987	Canseco 162
1972	Rudi .305	1978	Revering 521	1988	Canseco 187
1973	Jackson .293	1979	Newman 516	1989	Lansford 185
1974	Rudi .293	1980	Armas 628	1990	R. Henderson 159
1975	Washington .308	1981	Armas 440	1991	D. Henderson 158
1976	North .276	1982	Murphy 543	1992	Bordick 151
1977	Page .307	1983	Henderson 513		
1978	Page .285	1984	Lansford 597		
1979	Revering .288	1985	Griffin 614		
1980	Henderson .303	1986	Canseco 600		
1981	Henderson .319	1987	Canseco 630		
1982	Burroughs .277	1988	Canseco 610		
1983	Lansford .308	1989	D. Henderson 579		
1984	Lansford .300	1990	McGwire 523		
1985	Bochte .295	1991	Canseco 572		
1986	Griffin .285		D. Henderson 572		
1987	Lansford .289	1992	Bordick 504		
	McGwire .289				
1988	Canseco .307				
1989	Lansford .336				
1990	R. Henderson .325				
1991	Baines .295				
1992	Bordick .300				

## GAMES

YEAR	G	YEAR	R	YEAR	2B
1968	Bando 162*	1968	Campaneris 86	1968	Cater 28
1969	Bando 162*	1969	Jackson 123*	1969	Jackson 36
1970	Bando 155	1970	Campaneris 97	1970	Campaneris 28*
1971	Bando 153	1971	Jackson 87	1971	Campaneris 29
1972	Bando 152	1972	Rudi 94	1972	Rudi 32*
1973	Bando 162*	1973	Jackson 99*	1973	Bando 32
1974	Rudi 158	1974	Jackson 90	1974	Rudi 39*
	Tenace 158	1975	Jackson 91	1975	Jackson 39
1975	Bando 160*	1976	North 91	1976	Rudi 32
	Garner 160*	1977	Page 85	1977	Page 28
1976	Garner 159	1978	Page 62	1978	Page 25
1977	Sanguillen 152	1979	Revering 63	1979	Revering 25
1978	Revering 152	1980	Henderson 111	1980	Henderson 22
1979	Newman 143	1981	Henderson 89*	1981	Armas 24
1980	Murphy 159	1982	Henderson 119	1982	Henderson 24
1981	Armas 109*	1983	Henderson 105	1983	Almon 29
1982	Murphy 151	1984	Henderson 113	1984	Lansford 31
1983	Phillips 148	1985	Davis 92	1985	Davis 34
1984	Phillips 154	1986	Canseco 85	1986	Canseco 29
1985	Griffin 162	1987	McGwire 97	1987	Canseco 35
1986	Griffin 162	1988	Canseco 120	1988	Henderson 38
1987	Canseco 159	1989	Lansford 81	1989	Lansford 28
1988	Canseco 158	1990	R. Henderson 119*	1990	R. Henderson 33
1989	D. Henderson 152	1991	Canseco 115	1991	D. Henderson 33
1990	McGwire 156	1992	McGwire 87	1992	Lansford 30
1991	Gallego 159				
1992	Bordick 154				

## AT BATS

YEAR	AB	YEAR	H	YEAR	3B
1968	Campaneris 643	1968	Campaneris 177	1968	Campaneris 9
1969	Bando 609	1969	Bando 171	1969	Green 6
1970	Campaneris 603	1970	Campaneris 168	1970	Monday 7
1971	Campaneris 569	1971	Jackson 157	1971	Monday 4
1972	Campaneris 625*	1972	Rudi 181*		Rudi 4
1973	Campaneris 601	1973	Bando 169	1972	Rudi 9*
		1974	Rudi 174	1973	Campaneris 6
		1975	Washington 182	1974	Campaneris 8
		1976	North 163	1975	Washington 7
		1977	Sanguillen 157	1976	Garner 12*
		1978	Page 147	1977	Page 8
		1979	Revering 136	1978	Page 7
		1980	Henderson 179	1979	Murphy 4
		1981	Henderson 135*	1980	Armas 8
		1982	Henderson 143	1981	Henderson 7
		1983	Henderson 150	1982	Henderson 4
					Heath 4
					Henderson 7
					Lansford 5
					Heath 5
					Griffin 7
					Griffin 6
					Polonia 10
					Phillips 4
					Polonia 4
					Phillips 6

**A's YEAR-BY-YEAR BATTING LEADERS, cont.**

YEAR	3B	YEAR	TB	YEAR	BB	
1990	R. Henderson	3	1971 Jackson	288	1983 Henderson	103*
	Randolph	3	1972 Rudi	288	1984 Henderson	88
1991	three players tied	4	1973 Bando	295*	1985 Murphy	84
1992	Wilson	5	1974 Rudi	287*	1986 Phillips	76

**HOME RUNS**

YEAR	HR	YEAR	TB	YEAR	BB	
1968	Jackson	29	1975 Jackson	303	1987 McGwire	71
1969	Jackson	47	1976 Bando	235	1988 Canseco	78
1970	Mincher	27	1977 Page	261	1989 McGwire	83
1971	Mincher	32	1978 Page	237	1990 McGwire	110*
1972	Epstein	26	1979 Revering	228	1991 R. Henderson	98
1973	Jackson	32	1980 Armas	314	1992 R. Henderson	95
1974	Jackson	29	1981 Armas	211		
1975	Jackson	36*	1982 Armas	232		
1976	Bando	27	1983 Henderson	216		
1977	Gross	22	1984 Kingman	277		
1978	Page	17	1985 Davis	265		
1979	Newman	22	1986 Canseco	274		
1980	Armas	35	1987 McGwire	344		
1981	Armas	22*	1988 Canseco	347		
1982	Armas	28	1989 Parker	239		
1983	Murphy	17	1990 R. Henderson	282		
	Lopes	17	1991 Canseco	318		
			1992 McGwire	273		

**STRIKEOUTS**

YEAR	SO	YEAR	PCT.	YEAR	SO	
1968	Jackson	171*	1968 Jackson	.464	1968 Jackson	171*
1969	Jackson	142*	1969 Jackson	.608*	1969 Jackson	142*
1970	Jackson	135*	1970 Mincher	.460	1970 Jackson	135*
1971	Jackson	161*	1971 Jackson	.508	1971 Jackson	161*
1972	Jackson	125	1972 Epstein	.490	1972 Jackson	125
1973	Jackson	116	1973 Jackson	.531*	1973 Jackson	116
1974	Jackson	105	1974 Jackson	.514	1974 Jackson	105
	Tenace	105	1975 Jackson	.511		
	Jackson	133	1976 Tenace	.458		
	North	95	1977 Page	.521		
	Gross	84	1978 Page	.459		
	Page	95	1979 Revering	.483		
	Page	93	1980 Armas	.500		
	Armas	123	1981 Armas	.480		
	Armas	115*	1982 Burroughs	.505		
	Armas	128	1983 Lansford	.475		
	Murphy	105	1984 Kingman	.505		
	Murphy	119	1985 Davis	.484		
	Canseco	175	1986 Canseco	.457		
	Canseco	157	1987 McGwire	.618*		
	Canseco	128	1988 Canseco	.569*		
	D. Henderson	131	1989 Canseco	.542		
	Canseco	158	1990 R. Henderson	.577		
	Canseco	152	1991 Canseco	.556		
	McGwire	105	1992 McGwire	.585*		

**SLUGGING PCT.**

YEAR	RBI	YEAR	PCT.	YEAR	SO	
1968	Jackson	74	1968 Jackson	.464	1968 Jackson	171*
1969	Jackson	118	1969 Jackson	.608*	1969 Jackson	142*
1970	Bando	75	1970 Mincher	.460	1970 Jackson	135*
1971	Bando	94	1971 Jackson	.508	1971 Jackson	161*
1972	Bando	77	1972 Epstein	.490	1972 Jackson	125
1973	Jackson	117*	1973 Jackson	.531*	1973 Jackson	116
1974	Bando	103	1974 Jackson	.514	1974 Jackson	105
1975	Jackson	104	1975 Jackson	.511		
1976	Rudi	94	1976 Tenace	.458		
1977	Page	75	1977 Page	.521		
1978	Page	70	1978 Page	.459		
1979	Revering	77	1979 Revering	.483		
1980	Armas	109	1980 Armas	.500		
1981	Armas	76	1981 Armas	.480		
1982	Murphy	94	1982 Burroughs	.505		
1983	Murphy	75	1983 Lansford	.475		
1984	Kingman	118	1984 Kingman	.505		
1985	Kingman	91	1985 Davis	.484		
1986	Canseco	117	1986 Canseco	.457		
1987	McGwire	118	1987 McGwire	.618*		
1988	Canseco	124*	1988 Canseco	.569*		
1989	Parker	97	1989 Canseco	.542		
1990	McGwire	108	1990 R. Henderson	.577		
1991	Canseco	122	1991 Canseco	.556		
1992	McGwire	104	1992 McGwire	.585*		

**RUNS BATTED IN**

YEAR	RBI	YEAR	PCT.	YEAR	SO	
1968	Jackson	74	1968 Jackson	.464	1968 Jackson	171*
1969	Jackson	118	1969 Jackson	.608*	1969 Jackson	142*
1970	Bando	75	1970 Mincher	.460	1970 Jackson	135*
1971	Bando	94	1971 Jackson	.508	1971 Jackson	161*
1972	Bando	77	1972 Epstein	.490	1972 Jackson	125
1973	Jackson	117*	1973 Jackson	.531*	1973 Jackson	116
1974	Bando	103	1974 Jackson	.514	1974 Jackson	105
1975	Jackson	104	1975 Jackson	.511		
1976	Rudi	94	1976 Tenace	.458		
1977	Page	75	1977 Page	.521		
1978	Page	70	1978 Page	.459		
1979	Revering	77	1979 Revering	.483		
1980	Armas	109	1980 Armas	.500		
1981	Armas	76	1981 Armas	.480		
1982	Murphy	94	1982 Burroughs	.505		
1983	Murphy	75	1983 Lansford	.475		
1984	Kingman	118	1984 Kingman	.505		
1985	Kingman	91	1985 Davis	.484		
1986	Canseco	117	1986 Canseco	.457		
1987	McGwire	118	1987 McGwire	.618*		
1988	Canseco	124*	1988 Canseco	.569*		
1989	Parker	97	1989 Canseco	.542		
1990	McGwire	108	1990 R. Henderson	.577		
1991	Canseco	122	1991 Canseco	.556		
1992	McGwire	104	1992 McGwire	.585*		

**STOLEN BASES**

YEAR	RBI	YEAR	PCT.	YEAR	SO	
1968	Jackson	74	1968 Jackson	.464	1968 Jackson	171*
1969	Jackson	118	1969 Jackson	.608*	1969 Jackson	142*
1970	Bando	75	1970 Mincher	.460	1970 Jackson	135*
1971	Bando	94	1971 Jackson	.508	1971 Jackson	161*
1972	Bando	77	1972 Epstein	.490	1972 Jackson	125
1973	Jackson	117*	1973 Jackson	.531*	1973 Jackson	116
1974	Bando	103	1974 Jackson	.514	1974 Jackson	105
1975	Jackson	104	1975 Jackson	.511		
1976	Rudi	94	1976 Tenace	.458		
1977	Page	75	1977 Page	.521		
1978	Page	70	1978 Page	.459		
1979	Revering	77	1979 Revering	.483		
1980	Armas	109	1980 Armas	.500		
1981	Armas	76	1981 Armas	.480		
1982	Murphy	94	1982 Burroughs	.505		
1983	Murphy	75	1983 Lansford	.475		
1984	Kingman	118	1984 Kingman	.505		
1985	Kingman	91	1985 Davis	.484		
1986	Canseco	117	1986 Canseco	.457		
1987	McGwire	118	1987 McGwire	.618*		
1988	Canseco	124*	1988 Canseco	.569*		
1989	Parker	97	1989 Canseco	.542		
1990	McGwire	108	1990 R. Henderson	.577		
1991	Canseco	122	1991 Canseco	.556		
1992	McGwire	104	1992 McGwire	.585*		

**TOTAL BASES**

YEAR	TB	YEAR	PCT.	YEAR	SO	
1968	Jackson	250	1968 Jackson	.464	1968 Jackson	171*
1969	Jackson	334	1969 Jackson	.608*	1969 Jackson	142*
1970	Campaneris	270	1970 Mincher	.460	1970 Jackson	135*
			1971 Jackson	.508	1971 Jackson	161*
			1972 Epstein	.490	1972 Jackson	125
			1973 Jackson	.531*	1973 Jackson	116
			1974 Jackson	.514	1974 Jackson	105
			1975 Jackson	.511		
			1976 Tenace	.458		
			1977 Page	.521		
			1978 Page	.459		
			1979 Revering	.483		
			1980 Armas	.500		
			1981 Armas	.480		
			1982 Burroughs	.505		
			1983 Lansford	.475		
			1984 Kingman	.505		
			1985 Davis	.484		
			1986 Canseco	.457		
			1987 McGwire	.618*		
			1988 Canseco	.569*		
			1989 Canseco	.542		
			1990 R. Henderson	.577		
			1991 Canseco	.556		
			1992 McGwire	.585*		

### SACRIFICE HITS

YEAR	SH	YEAR	SH	YEAR	SF	
1968	8	1986	12	1977	8	
1969	8	1987	10	1978	4	
1970	10	1988	10	1979	9	
1971	7	1989	8	1980	6	
1972	13	1990	17*	1981	6	
1973	20*	1991	12	1982	8	
1974	9	1992	16*	1983	11	
1975	11	<b>SACRIFICE FLIES</b>			1984	14*
1976	21*	1968	5	1985	8	
1977	18	1969	6	1986	9	
1978	14	1970	7	1987	9	
1979	17	1971	6	1988	7	
1980	13	1972	6	1989	11	
1981	22*	1973	6	1990	9	
1982	9	1974	7	1991	9	
1983	12	1975	13	1992	9	
1984	11	1976	7	* Tied or led league		
1985	7	1987	11			
1986	16	1988	11			

## A's YEAR-BY-YEAR PITCHING LEADERS

WINS		YEAR	L	ERA (Relievers)		
1968	16	1978	15	1968	2.40	
1969	15	1979	17	1969	2.20	
1970	15	1980	20	1970	0.72	
1971	18	1981	10	1971	2.88	
1972	24	1982	12	1972	1.36	
1973	21	1983	14	1973	1.92	
1974	21	1984	14	1974	2.06	
1975	25*	1985	11	1975	2.29	
1976	22	1986	13	1976	2.47	
1977	18	1987	12	1977	2.62	
1978	14	1988	11	1978	2.64	
1979	11	1989	15	1979	4.11	
1980	12	1990	13	1980	2.84	
1981	22	1991	12	1981	2.77	
1982	14	1992	12	1982	3.29	
1983	11	<b>ERA (Starters)</b>			1983	2.77
1984	11	1968	2.28	1984	2.71	
1985	12	1969	2.92	1985	1.93	
1986	13	1970	2.56*	1986	3.00	
1987	14	1971	1.82*	1987	3.03	
1988	13	1972	2.04	1988	2.35	
1989	20*	1973	2.97	1989	1.56	
1990	21	1974	2.49	1990	0.61	
1991	21	1975	3.01	1991	2.96	
1992	27*	1976	2.35	1992	1.43	
1993	17	1977	3.83	<b>GAMES</b>		
1994	17	1978	3.24	1968	54	
1995	17	1979	4.22	1969	60	
1996	17	1980	2.53	1970	60	
1997	17	1981	2.32*	1971	72	
1998	17	1982	3.99	1972	48	
1999	17	1983	3.61	1973	65	
2000	17	1984	3.15	1974	62	
2001	17	1985	3.89	1975	76*	
2002	17	1986	2.74	1976	75*	
2003	17	1987	3.68	1977	65	
2004	17	1988	3.23	1978	64	
2005	17	1989	2.61	1979	74	
2006	17	1990	2.56	1980	62	
2007	17	1991	2.96	1981	47	
2008	17	1992	3.27			

*A's YEAR-BY-YEAR PITCHING LEADERS, cont.*

YEAR	G	YEAR	CG	YEAR	SV			
1981	Jones	33	1984	Burris	5	1979	Heaverlo	9
1982	Underwood	56	1985	Codiroli	4	1980	Lacey	6
1983	Underwood	51	1986	Andujar	7	1981	Beard	3
1984	Caudill	68	1987	Stewart	8		Jones	3
1985	Howell	63	1988	Stewart	14*	1982	Beard	11
1986	Ontiveros	46	1989	Stewart	8	1983	Beard	10
1987	Eckersley	54	1990	Stewart	11*	1984	Caudill	36
	Nelson	54	1991	Welch	7	1985	Howell	29
1988	Eckersley	60	1992	Darling	4	1986	Howell	16
1989	Honeycutt	64				1987	Eckersley	16
1990	Eckersley	63					Howell	16
1991	Eckersley	67				1988	Eckersley	45*
1992	Eckersley	69				1989	Eckersley	33

**SHUTOUTS**

**SHO**

**GAMES STARTED**

YEAR	GS	YEAR	SHO	YEAR	IP	
1968	Dobson	34	1970	Dobson	5*	
	Hunter	34	1971	Blue	8*	
1969	Dobson	35	1972	Hunter	5	
	Hunter	35	1973	Holtzman	4	
1970	Hunter	40		Blue	4	
	Dobson	40	1974	Hunter	6	
1971	Blue	39	1975	Holtzman	2	
1972	Hunter	37		Blue	2	
1973	Holtzman	40	1976	Blue	6	
1974	Hunter	41	1977	Blue	1	
1975	Holtzman	38		Norris	1	
	Blue	38	1978	Langford	1	
1976	Torrez	39		Langford	2	
1977	Blue	38	1979	Keough	1	
1978	Keough	32		Kingman	1	
1979	Langford	29		Langford	1	
1980	Langford	33	1980	Keough	2	
	Norris	33		Langford	2	
1981	Langford	24	1981	McCatty	4	
1982	Keough	34	1982	Keough	2	
1983	Codiroli	31		Langford	2	
1984	McCatty	30	1983	Codiroli	2	
1985	Codiroli	37		McCatty	2	
1986	Young	27	1984	Burris	1	
1987	Stewart	37		Young	1	
1988	Stewart	37*	1985	Sutton	1	
1989	Stewart	36*	1986	Young	2	
1990	Stewart	36*	1987	Ontiveros	1	
1991	Stewart	35*		Stewart	1	
	Welch	35*	1988	Stewart	2	
1992	Moore	36*		Welch	2	
			1989	Moore	3	
			1990	Stewart	4*	
			1991	Moore	1	
				Stewart	1	
				Welch	1	
			1992	Darling	3	

**COMPLETE GAMES**

YEAR	CG	YEAR	SV	YEAR	SO			
1968	Nash	12	1968	Aker	7	1968	Hunter	172
1969	Dobson	11	1969	Fingers	12	1969	Odom	150
1970	Dobson	13		Grant	24		Hunter	150
1971	Blue	24		Fingers	17*	1970	Hunter	178
1972	Holtzman	16		Fingers	21	1971	Blue	301
	Hunter	16		Fingers	21	1972	Hunter	191
1973	Holtzman	16		Fingers	18	1973	Blue	158
1974	Hunter	23		Fingers	24	1974	Blue	174
1975	Holtzman	13		Fingers	21	1975	Blue	189
	Blue	13		Fingers	18	1976	Blue	166
1976	Blue	20		Fingers	22	1977	Blue	157
1977	Blue	16		Fingers	21	1978	Keough	108
1978	Johnson	7		Fingers	18	1979	Langford	101
1979	Langford	14		Fingers	24	1980	Norris	180
1980	Langford	28*		Fingers	20	1981	McCatty	91
1981	Langford	18*		Bair	7	1982	Norris	83
1982	Langford	15		Lacey	7	1983	Conroy	112
1983	Codiroli	7		Sosa	14	1984	Burris	93
						1985	Codiroli	111
						1986	Rijo	176
						1987	Stewart	205

**SAVES**

**STRIKEOUTS**

**YEAR**

**SO**

YEAR		SO	YEAR	BB	YEAR	BB		
1988	Stewart	192	1972	Odom	87	1985	Birtsas	91
1989	Moore	172	1973	Blue	105	1986	Rijo	108
1990	Stewart	166	1974	Blue	98	1987	Stewart	105
1991	Moore	153	1975	Holtzman	108	1988	Stewart	110
1992	Stewart	130	1976	Torrez	87	1989	Moore	83
			1977	Blue	86	1990	Moore	84
			1978	Keough	85	1991	Moore	105
			1979	Norris	94		Stewart	105
			1980	McCatty	99	1992	Moore	103
			98	1981	Norris	63		
			112	1982	Keough	101	* Tied or led league	
			100	1983	Conroy	98		
			88	1984	Burris	90		

### WALKS

YEAR		BB	YEAR	BB
1968	Odom	98	1981	Norris
1969	Odom	112	1982	Keough
1970	Odom	100	1983	Conroy
1971	Blue	88	1984	Burris

## A's SEASON RECORDS (1968-1992)

### CLUB, GENERAL

Games	163	1968
Games Won (total)	104	1988
(home)	54	1975, 1988 and 1989
(road)	55*	1971
Game Lost (total)	108	1979
(home)	50	1979
(road)	58	1979
Winning Percentage	.642	1988
Shutouts (won)	23	1972
(lost)	19	1978
(fewest lost)	5	1985 and 1989
One-run games (total)	59	1976
(won)	30	1970 and 1971
(lost)	32	1976
Extra-inning games (total)	22	1969 and 1976
(won)	14	1988
(lost)	14	1976
Players used (most)	47	1972
(fewest)	34	1968 and 1980
Winning streak (overall)	14	April 23-May 9, 1988
(home)	10	April 11-May 3, 1991
(road)	12	July 31-Aug. 15, 1971
Losing streak (overall)	14	July 29-Aug. 12, 1977
(home)	12	July 29-Aug. 21, 1977
(road)	10	May 14-30, 1981

### CLUB BATTING

Batting average (highest)	.264	1985
(lowest)	.236	1982
Runs	806	1987
Hits	1475	1985
Total Bases	2358	1987
Singles	1061	1983
Doubles	263	1987
Triples	40	1968
Home Runs (overall)	199	1987
(home)	88	1987
(road)	111	1987
Consecutive games, one or more home runs	13	1971 (25 total)
Grand Slams	7	1974 and 1991
Runs Batted In	761	1987
Walks	707	1992
Strikeouts	1056	1987
Stolen bases (total)	341*	1976
(vs. one team)	57	1976 (Minnesota)
Sacrifice hits	108	1978
Sacrifice flies	77	1984
Pinch-hitting (average)	.302	1986
(at bats)	213	1969
(hits)	49	1972
(home runs)	8	1970
(runs batted in)	28	1969, 1970 and 1972

## A's SEASON RECORDS, cont.

### CLUB PITCHING

Earned Run Average (lowest)	2.58	1972
(highest)	4.74	1979
Complete games	94	1980
Consecutive complete games	9	Aug. 9-17, 1980
Saves	64	1988 and 1990
Shutouts (most)	23	1972
(fewest)	2	1984
(consecutive)	3	June 11-13, 1968
	3	July 31-Aug. 2, 1972
	3	Aug. 14-16, 1983
Consecutive shutout innings	37	Aug. 13-17, 1983
Consecutive innings, no home runs	136.2	June 19-July 4, 1974
Hits (most)	1606	1979
(fewest)	1170	1972
Walks (most)	667	1986
(fewest)	415	1976
Strikeouts (most)	1042	1987
(fewest)	695	1984
Home Runs (most)	206	1978
(fewest)	90	1974
Hit Batters	55	1991
Wild Pitches	72	1979
Balks	76*	1988

\*A.L. Record

### INDIVIDUAL BATTING

Batting average (right)	.336	Carney Lansford	1989
(left)	.308	Claudell Washington	1975
(switch)	.287	Jerry Browne	1992
Games	162	Sal Bando	1968, 1969 and 1973
	162	Alfredo Griffin	1985 and 1986
At Bats	642	Bert Campaneris	1968
Runs	123	Reggie Jackson	1969
Hits	187	Jose Canseco	1988
Total Bases	347	Jose Canseco	1988
Singles	153	Carney Lansford	1989
Doubles	39	Reggie Jackson	1975
	39	Joe Rudi	1974
Triples	12	Phil Garner	1976
Home Runs (right)	49*	Mark McGwire	1987
(left)	47	Reggie Jackson	1969
(home)	26	Reggie Jackson	1969
(road)	28	Mark McGwire	1987
	28	Jose Canseco	1991
(one month)	15	Mark McGwire	May, 1987
Runs Batted In	124*	Jose Canseco	1988
Slugging Percentage	.618*	Mark McGwire	1987
Walks	118	Sal Bando	1970
Strikeouts	175	Jose Canseco	1986
Stolen Bases	130*	Rickey Henderson	1982
Caught Stealing	42*	Rickey Henderson	1982
Consecutive Stolen Bases	26*	Mitchell Page	1977
Sacrifice Hits	22	Dwayne Murphy	1980
Sacrifice Flies	14*	Dave Kingman	1984
Hit-by-pitcher	20*	Don Baylor	1976
Ground into double play	25	Danny Cater	1969
Hitting Streak	24*	Carney Lansford	1984
Grand Slams	3	Gene Tenace	1974
	3*	Dave Kingman	1984
Consecutive Hits	8	Joe Rudi	1973
Consecutive Walks	7*	Jose Canseco	1992
Consecutive Games with RBI	10	Rick Monday (18 total)	1969
Pinch-hitting (average, min 10 AB)	.467	Jerry Browne	1992
(at-bats)	38	Bob Johnson	1969
(hits)	13	Bob Johnson	1969
	13	Tommy Davis	1971
(home runs)	4*	Jeff Burroughs	1982
(runs batted in)	12	Tommy Davis	1971
	12*	Jeff Burroughs	1982

## INDIVIDUAL PITCHING

Games won (right)	27*	<b>Bob Welch</b>	1990
(left)	24*	Vida Blue	1971
(consecutive)	13*	Jim Hunter	1973
Games lost (right)	20	Brian Kingman	1980
(left)	19	Vida Blue	1977
(consecutive)	14	Matt Keough	1979
Earned run average (starter)	1.82*	Vida Blue	1971
(reliever)	0.61*	<b>Dennis Eckersley</b>	1990
Games (total)	76*	Rollie Fingers	1974
Consecutive games (total)	6	Darold Knowles	Aug. 7-12, 1972
	6	Paul Lindblad	Aug. 21-27, 1970
	6	Bob Locker	Aug. 21-27, 1970
Games started	41	Jim Hunter	1974
Complete games (total)	28	Rick Langford	1980
(consecutive)	22	Rick Langford	May 23-Sept. 12, 1980
(consecutive won)	9	Rick Langford	July 15-Aug. 15, 1980
Saves (right)	51*	<b>Dennis Eckersley</b>	1992
(left)	12	<b>Rick Honeycutt</b>	1989
Shutouts (total)	8*	Vida Blue	1971
(consecutive)	3*	Mike Torrez	1976
Consecutive scoreless innings (starter)	38.1	Mike Torrez	1976
(reliever)	33.2	Paul Lindblad	1975
Innings Pitched	318	Jim Hunter	1974
Hits	284	Vida Blue	1977
Runs	144	Matt Keough	1982
Earned Runs	133	Matt Keough	1982
Walks	112	John Odom	1969
Strikeouts	301*	Vida Blue	1971
Games with 10 or more strikeouts	11*	Vida Blue	1971
Home runs	39	Jim Hunter	1973
Consecutive innings, no HR (starter)	140.2	Vida Blue	1976
(reliever)	87.2	Paul Lindblad	1975
Hit batters	11	<b>Bob Welch</b>	1991
Wild Pitches	22	Mike Moore	1992
1-0 Victories	2	Vida Blue	1971
	2	Jim Hunter	1971
Low-hit games (0, 1 or 2-hitters)	3	<b>Ron Darling</b>	1992

\*Tied or led league

## A's ONE GAME RECORDS (1968-92)

### CLUB BATTING

Runs (game)	21*	at Boston, June 14, 1969
(inning)	10	vs. Milwaukee, May 9, 1972 (4th inning)
	10	at New York, August 29, 1989 (5th inning)
	10	vs. Seattle, June 23, 1992 (3rd inning)
Hits (game)	29	at Texas, July 1, 1979
(inning)	9	at Texas, September 16, 1975 (8th inning)
Total bases (game)	38*	at Boston, June 14, 1969
(inning)	15	vs. Baltimore, May 8, 1991
Doubles	7	at Milwaukee, June 1, 1983
Triples	3	several times. Most recent: at Toronto, August 29, 1987
Home Runs (game)	7	at Cleveland (#2), July 6, 1990
(inning)	3	nine times. Most recent: at New York, May 10, 1992
(consecutive)	3	vs. Minnesota, June 22, 1969 (1st game) (Kubiak, Jackson, Bando)
	3	vs. Kansas City, June 19, 1979 (Gross, Revering, Heath)
	3	at Cleveland, June 3, 1980 (Revering, Page, Armas)
	3	at Cleveland, May 16, 1990 (Canseco, McGwire, Hassey)
	3	at Cleveland, July 6, 1990 (RHenderson, Lansford, Canseco)
Walks	12	several times. Most recent: at Detroit, April 30, 1992
Strikeouts (9 innings)	16	vs. Cleveland, May 1, 1968
(extra innings)	17	several times. Most recent: at Toronto, July 3, 1988 (16 innings)
Stolen bases (game)	12	at Minnesota, August 1, 1976
(inning)	5	at Boston, July 17, 1983
Steals of home	2	vs. Detroit, May 2, 1980
	2	vs. Kansas City, May 28, 1980
Pinch-hitters used	10	vs. Chicago, Sept. 19, 1972

## A's ONE GAME RECORDS, cont.

### CLUB PITCHING

Runs (game)	20	by Minnesota, April 27, 1980
	20*	by Cleveland, May 4, 1991
(inning)	12*	by Texas, July 3, 1983 (15th inning)
Hits (game)	23	by Minnesota, July 8, 1978
(inning)	9	by Kansas City, May 22, 1980
	9	by Cleveland, September 3, 1983
	9	by Minnesota, June 28, 1992
Doubles	7	by Minnesota, June 27, 1992
Triples	4	by Toronto, September 11, 1983
Home Runs (game)	7*	by Seattle, April 11, 1985
(inning)	4	by Minnesota, May 16, 1983
Walks (9 innings)	13	by Chicago, September 28, 1974
	13	by Seattle, July 29, 1989
Strikeouts (9 innings)	16	at Seattle, April 19, 1986
(extra innings)	26	vs. California, July 9, 1971 (20 innings)
Wild pitches	4	vs. California, July 7, 1975
	4	at Texas, June 11, 1988
	4	at Boston, June 20, 1991

### CLUB, GENERAL

Players used (9 innings)	22	vs. Kansas City, October 1, 1983
	22	at Cleveland, September 7, 1984
(extra innings)	30	vs. Chicago, September 19, 1972 (15 innings)
Pitchers used (9 innings)	6	several times. Most recent: vs. Seattle, September 12, 1992
(extra innings)	8	vs. Chicago, August 10, 1972
	8	vs. Texas, June 12, 1992
Left-on-base (9 innings)	17	at Chicago, September 18, 1982
(extra innings)	21	several times. Most recent: at Texas, July 1, 1979 (15 innings)
Double plays (made)	6*	several times. Most recent: at Kansas City, September 13, 1970
		(first game)
(hit into)	6*	several times. Most recent: at Kansas City, May 14, 1971
Errors (9 innings)	7	vs. Kansas City, July 24, 1977
	7	vs. Chicago, September 20, 1977
	7	vs. Cleveland, June 7, 1987
Consecutive games, no errors	9	May 25-June 2, 1975 (88 innings)
Longest game (innings)	21	at Washington, June 4, 1971
(time, 9 innings)	3:59	at Milwaukee, May 12, 1987
(time, extra innings)	5:31	vs. California, April 8, 1982 (16 innings)
Shortest game, time	1:35	vs. Kansas City, September 28, 1971

### INDIVIDUAL PITCHING

No-hitters (A's)	5	Dave Stewart at Toronto, June 29, 1990
		Mike Warren vs. Chicago, September 29, 1983
		Vida Blue, Glenn Abbott, Paul Lindblad and Rollie Fingers vs. California, September 28, 1975
		Vida Blue vs. Minnesota, September 21, 1970
		Jim Hunter vs. Minnesota, May 8, 1968 (Perfect game)
(Opponents)	7	Bob Milacki, Mike Flanagan, Mark Williamson and Gregg Olson, Baltimore, July 13, 1991 (at Oakland)
		Nolan Ryan, Texas, June 11, 1990 (at Oakland)
		John Odum and Francisco Barrios, Chicago, July 28, 1976 (at Oakland)
		Dick Bosman at Cleveland, July 19, 1974
		Jim Bibby, Texas, July 30, 1973 (at Oakland)
		Clyde Wright at California, July 3, 1970
		Jim Palmer at Baltimore, August 13, 1969
One-hitters (A's)	16	Most recent: <b>Ron Darling and Rick Honeycutt at Kansas City, April 14, 1992</b>
(Opponents)	12	Most recent: Randy Johnson (Seattle), August 14, 1991
Runs	11	several times. Most recent: <b>Bob Welch vs. Cleveland, May 5, 1991</b>
Hits	17	Mike Norris vs. Milwaukee, September 26, 1980
Home runs	5	Curt Young at Detroit, July 7, 1988
Walks	9	five times. Most recent: <b>Kelly Downs vs. Baltimore, August 31, 1992</b>
Strikeouts (9 innings)	16	Jose Rijo at Seattle, April 19, 1986
(extra innings)	17	Vida Blue vs. California, July 9, 1971 (11 innings)
Strikeouts, 3 consecutive games	38	Jose Rijo at Seattle, April 19, 1986 (16); vs. Seattle, April 24, 1986 (14); at Milwaukee, April 30, 1986 (8)
Hit batters	3	Jim Umbarger vs. Texas, August 8, 1977
	3	Dave Stewart vs. New York, May 9, 1990

## INDIVIDUAL BATTING

Runs	5	Mike Edwards vs. Texas, September 8, 1978
	5	<b>Mark McGwire at Cleveland, June 27, 1987</b>
	5	Luis Polonia at Kansas City, September 9, 1988
Hits	5	several times. Most recent: Carney Lansford at California, September 8, 1992
Total Bases	14	Harold Baines vs. Baltimore, May 7, 1991
Doubles	3	seven times. Most recent: Carney Lansford vs. Detroit, July 19, 1992
Triples	2	several times. Most recent: Mike Davis vs. New York, September 3, 1986
Home Runs	3	Reggie Jackson vs. Seattle, July 2, 1969
	3	Dave Kingman at Seattle, April 16, 1984
	3	<b>Mark McGwire at Cleveland, June 27, 1987</b>
	3	Jose Canseco at Toronto, July 3, 1988
	3	Harold Baines vs. Baltimore, May 7, 1991
	3	<b>Dave Henderson vs. Minnesota, August 3, 1991</b>
Consecutive at bats with a home run	4	Mike Epstein vs. Washington, June 15-16, 1971
Runs batted in	10*	Reggie Jackson at Boston, June 14, 1969
Walks	5*	Bill North vs. California, September 17, 1973 (3 intentional)
	5*	<b>Rickey Henderson vs. California, April 8, 1982</b>
	5*	Jose Canseco at Texas, August 4, 1992
Walks (consecutive at bats)	7*	Jose Canseco at Texas, August 4-5, 1992
Strikeouts (9 innings)	5	Reggie Jackson vs. Minnesota, September 27, 1968
	5	Rick Monday at Boston, April 29, 1970
Strikeouts (consecutive at bats)	9	Rick Monday at Boston, April 28-29, 1970
Stolen Bases	5*	Bert Campaneris vs. Minnesota, May 24, 1976
	5	<b>Rickey Henderson vs. Seattle, July 29, 1989</b>
Hit for cycle		Tony Phillips at Baltimore, May 16, 1986
5-for-5 day		Bert Campaneris at Washington, August 9, 1968
		Sal Bando at Seattle, July 17, 1969
		Sal Bando at Seattle, September 30, 1969
		Joe Rudi vs. Minnesota, September 22, 1970
		Dave Duncan vs. Boston, July 12, 1972
		Claudell Washington at Detroit, August 30, 1974
		Tony Phillips at Baltimore, May 16, 1986
		Stan Javier vs. Cleveland, July 18, 1988
		Luis Polonia at Kansas City, September 9, 1988
		<b>Rickey Henderson vs. Texas, September 29, 1991</b>

\*Tied or led league

## OAKLAND A's BATTING (YEAR-BY-YEAR)

YEAR	AVG.	AB	R	H	2B	3B	HR	RBI	SH	SF	SB	CS
1968	.240	5404	569	1300	192	40	94	522	78	35	147	62
1969	.249	5614	740	1400	210	28	148	680	74	35	100	39
1970	.249	5376	678	1338	208	24	171	630	73	36	131	68
1971	.252	5494	691	1383	195	25	160	642	80	38	80	53
1972	.240	5200	604	1248	195	29	134	565	100	36	87	48
1973	.260	5507	758	1430	216	28	147	714	67	53	128	57
1974	.247	5301	689	1315	205	37	132	637	60	51	164	93
1975	.254	5415	758	1375	220	33	151	703	74	35	183	82
1976	.246	5353	686	1319	208	33	113	625	58	58	341	123
1977	.240	5357	605	1284	177	37	117	548	64	46	176	89
1978	.245	5321	532	1304	200	31	100	492	108	27	144	117
1979	.239	5348	573	1276	188	32	108	541	75	46	104	69
1980	.259	5495	686	1424	212	35	137	635	99	41	175	80
1981	.247	3677	458	910	119	26	104	430	46	32	96	46
1982	.236	5448	691	1286	211	27	149	659	50	54	232	87
1983	.262	5516	708	1447	237	28	121	662	55	62	236	97
1984	.259	5457	738	1415	257	29	158	697	37	77	145	64
1985	.264	5581	757	1475	229	34	155	690	63	47	116	57
1986	.252	5435	731	1370	213	25	163	683	56	51	139	61
1987	.260	5511	806	1432	263	33	199	761	50	48	140	63
1988	.263	5602	800	1474	251	22	156	752	54	55	129	54
1989	.261	5416	712	1414	220	25	127	659	36	62	157	55
1990	.254	5433	733	1379	209	22	164	693	60	48	122	87
1991	.248	5410	760	1342	246	19	159	716	41	49	151	64
1992	.258	5387	745	1389	219	24	142	693	72	59	143	59

## OAKLAND A's PITCHING (YEAR-BY-YEAR)

YEAR	ERA	CG	SV	SHO	IP	H	R	ER	HR	BB	SO	HB	WP
1968	2.94	45	29	18	1455.2	1220	542	475	125	505	997	31	55
1969	3.71	42	36	14	1480.2	1356	678	611	163	586	887	39	55
1970	3.30	33	40	15	1442.2	1253	593	529	134	542	858	33	37
1971	3.05	57	36	18	1469.1	1229	564	498	131	501	999	34	56
1972	2.58	42	43	23	1417.2	1170	457	406	96	418	862	19	29
1973	3.29	46	41	16	1457.1	1311	615	532	143	494	797	30	52
1974	2.95	49	28	12	1439.2	1322	551	472	90	430	755	25	28
1975	3.27	36	44	10	1448	1267	606	526	102	523	784	37	47
1976	3.26	39	29	13	1459.1	1412	598	528	96	415	711	30	40
1977	4.05	32	25	3	1436.2	1469	749	647	145	560	788	24	55
1978	3.62	26	29	11	1433.1	1401	690	577	106	582	750	26	37
1979	4.74	41	20	4	1429.1	1606	860	752	147	654	727	49	72
1980	3.46	94	13	9	1471.2	1347	642	566	142	521	769	31	48
1981	3.30	60	10	11	993	883	403	364	80	370	505	28	30
1982	4.54	42	22	6	1456	1506	819	735	177	648	697	30	58
1983	4.35	22	33	7	1454	1462	782	703	135	626	719	31	43
1984	4.48	15	44	2	1430	1554	796	712	155	592	695	35	46
1985	4.41	10	41	1	1453	1451	787	712	172	607	785	25	46
1986	4.31	22	37	8	1433	1334	760	686	166	667	937	34	62
1987	4.32	18	40	6	1445.2	1442	789	694	176	531	1042	36	52
1988	3.44	22	64	9	1489.1	1376	620	569	116	553	983	29	62
1989	3.09	17	57	3	1448.1	1287	576	497	103	510	930	28	71
1990	3.18	18	64	16	1456	1287	570	514	123	494	831	27	50
1991	4.57	14	49	10	1444.1	1425	776	734	155	655	892	55	60
1992	3.73	8	58	9	1447	1396	672	599	129	601	843	41	67

## OAKLAND A's FIELDING (YEAR-BY-YEAR)

YEAR	AVG.	G	PO	A	E	TC	DP	TP	PB
1968	.977	163	4367	1659	145	6171	136	0	20
1969	.979	162	4442	1788	136	6366	162	0	26
1970	.977	162	4328	1680	141	6149	152	0	12
1971	.981	161	4408	1660	117	6185	157	0	17
1972	.979	155	4253	1689	130	6072	146	0	13
1973	.978	162	4372	1710	137	6219	170	0	9
1974	.977	162	4319	1704	141	6164	154	0	10
1975	.977	162	4344	1686	143	6173	140	0	13
1976	.977	161	4378	1821	144	6343	130	0	11
1977	.970	161	4310	1762	190	6262	136	0	12
1978	.971	162	4300	1626	179	6105	145	0	10
1979	.972	162	4288	1718	174	6180	137	3	15
1980	.979	162	4415	1631	130	6176	115	0	9
1981	.980	109	2979	1080	81	4140	74	1	2
1982	.974	162	4368	1647	160	6175	140	0	8
1983	.974	162	4363	1602	157	6122	157	1	14
1984	.975	162	4290	1507	146	5943	159	0	9
1985	.977	162	4359	1566	140	6065	136	0	19
1986	.978	162	4299	1596	135	6030	120	0	16
1987	.977	162	4337	1649	142	6128	123	0	18
1988	.983	162	4468	1629	105	6202	151	0	10
1989	.979	162	4345	1640	129	6114	159	0	13
1990	.986	162	4368	1630	87	6085	152	0	14
1991	.982	162	4333	1608	107	6048	150	0	8
1992	.979	162	4341	1576	125	6042	158	0	8

### A's ONE-SEASON MILESTONES

#### 100 OR MORE RBIs

Tony Armas (109, 1980)

Sal Bando (113, 1969; 104, 1975; 103, 1974)

Jose Canseco (124, 1988; 122, 1991; 117, 1986; 113, 1987; 101, 1990)

Reggie Jackson (118, 1969; 117, 1973)

Dave Kingman (118, 1984)

**MARK MCGWIRE** (118, 1987; 108, 1990; 104, 1992)

## HOME RUNS

### OAKLAND A's ONE SEASON, 20 OR MORE (1968-92)

49	Mark McGwire	1987	30	Dave Kingman	1985	23	Reggie Jackson	1970
47	Reggie Jackson	1969	29	Reggie Jackson	1968		Billy Williams	1975
44	Jose Canseco	1991		Sal Bando	1973	22	Bert Campaneris	1970
42	Jose Canseco	1988		Reggie Jackson	1974		Sal Bando	1974
	Mark McGwire	1992		Gene Tenace	1975		Joe Rudi	1974
39	Mark McGwire	1990	28	Tony Armas	1982		Gene Tenace	1976
37	Jose Canseco	1990		<b>Rickey Henderson</b>	<b>1990</b>		Wayne Gross	1977
36	Reggie Jackson	1975	27	Don Mincher	1970		Jeff Newman	1979
35	Tony Armas	1980		Sal Bando	1976		Tony Armas	1981
	Dave Kingman	1984		Dwayne Murphy	1982		Mike Davis	1987
	Dave Kingman	1986	26	Mike Epstein	1972		Dave Parker	1989
33	Dwayne Murphy	1984		Gene Tenace	1974		<b>Mark McGwire</b>	<b>1991</b>
	Jose Canseco	1986	25	Reggie Jackson	1972		Jose Canseco	1992
	Mark McGwire	1989		<b>Dave Henderson</b>	<b>1991</b>	21	Joe Rudi	1975
32	Reggie Jackson	1971	24	Sal Bando	1971		Mitchell Page	1977
	Reggie Jackson	1973		Gene Tenace	1973	20	Sal Bando	1970
	Mark McGwire	1988		Mike Davis	1985		Dwayne Murphy	1985
31	Sal Bando	1969		<b>Dave Henderson</b>	<b>1988</b>		<b>Dave Henderson</b>	<b>1990</b>
	Jose Canseco	1987					Harold Baines	1991

### OAKLAND HOME RUN LEADERS BY POSITION

POS	PLAYER	YEAR	NO	POS	PLAYER	YEAR	NO
C	Jeff Newman	1972	22	LF	Jose Canseco	1986	33
1B	<b>Mark McGwire</b>	<b>1987</b>	<b>49</b>	CF	Dwayne Murphy	1984	33
2B	Davey Lopes	1983	16	RF	Reggie Jackson	1969	47
SS	Bert Campaneris	1970	22	DH	Dave Kingman	1984	35
3B	Sal Bando	1969	31		Dave Kingman	1986	35

### ALL-TIME A's HOME RUN LEADERS BY POSITION

POS	PLAYER	YEAR	NO	POS	PLAYER	YEAR	NO
C	Mickey Cochrane	1932	23	SS	Eddie Joost	1949	23
1B	Jimmie Foxx	1932	58	3B	Sal Bando	1969	31
2B	Jimmy Dykes	1921	16	OF	Reggie Jackson	1969	47
	Davey Lopes	1983	16				

## GRAND SLAMS (68)

- 1969 Sal Bando vs. California, April 16 (George Brunet)  
Rick Monday at California, April 30 (George Brunet)  
Rick Monday vs. New York, May 10 (Bill Burbach)  
Sal Bando at Boston, June 15 (Garry Roggenburk)  
Danny Cater vs. Boston, August 31 (Lee Stange)
- 1970 Frank Fernandez at Detroit, June 15 (Mickey Lolich)  
Reggie Jackson vs. Kansas City, September 5 (Tom Burgmeier)
- 1971 Dick Green vs. Detroit, April 24 (Tom Timmerman)  
Sal Bando vs. Milwaukee, August 4 (Marcellino Lopez)  
Sal Bando vs. Washington, August 28 (Denny Riddleberger)
- 1972 Sal Bando vs. New York, July 4 (Mel Stottlemyre)
- 1973 Gene Tenace at Milwaukee, July 13 (Frank Linzy)  
Dick Green at California, August 5 (Steve Barber)  
Deron Johnson vs. Milwaukee, August 19 (Bill Parsons)  
Gene Tenace vs. Texas, September 14 (Lloyd Allen)  
Joe Rudi vs. Texas, September 16 (Steve Dunning)
- 1974 Angel Mangual at Chicago, May 19 (Stan Bahnsen)  
Gene Tenace at Detroit, June 5 (Dave Lemarczyk)  
Joe Rudi vs. New York, June 15 (Doc Medich)  
Sal Bando vs. California, June 24 (Barry Raziano)  
Gene Tenace vs. Milwaukee, August 20 (Bill Travers)  
Joe Rudi at Boston, August 25 (Roger Moret)  
Gene Tenace vs. Minnesota, September 24 (Joe Decker)
- 1975 Gene Tenace vs. Chicago, April 9 (Jim Kaat)  
Sal Bando vs. California, May 7 (Chuck Dobson)  
Joe Rudi at Minnesota, June 18 (Vic Albury)  
Joe Rudi at Texas, August 7 (Jackie Brown)

## GRAND SLAMS, cont.

- 1977 Mike Jorgensen vs. California, July 2 (Dave LaRoche)  
Tony Armas vs. Texas, September 23 (Gaylord Perry)
- 1979 Jim Essian vs. Toronto, June 10 (Mike Willis)  
Wayne Gross vs. Chicago, September 14 (Ed Farmer)  
Tony Armas vs. Baltimore, June 11 (Sammy Stewart)
- 1981 Dwayne Murphy at Chicago, September 18 (Kevin Hickey)
- 1982 Jeff Burroughs at Detroit, May 18 (Elias Sosa)  
Tony Armas vs. Boston, August 21 (Bob Stanley)
- 1983 Dwayne Murphy at Detroit, May 12 (Don Petry)  
Davey Lopes at Toronto, June 15 (Dave Geisel)  
Carney Lansford vs. Kansas City, June 29 (Paul Splittorff)  
Dwayne Murphy vs. Cleveland, September 3 (Neal Heaton)
- 1984 Dave Kingman at Seattle, April 16 (Matt Young)  
Dave Kingman vs. New York, May 25 (Curt Brown)  
Dave Kingman vs. Kansas City, June 20 (Mark Gubicza)
- 1985 Dave Collins at California, August 17 (Mike Witt)  
Dave Kingman vs. Texas, September 10 (Matt Williams)
- 1986 Dave Kingman vs. Detroit, June 3 (Dave LaPoint)
- 1987 Tony Phillips at California, April 20 (Gary Lucas)
- 1988 Terry Steinbach at Toronto, July 2 (Mike Flanagan)  
Walt Weiss at Detroit, July 10 (Mike Trujillo)  
Mark McGwire vs. California, August 11 (DeWayne Buice)
- 1989 Mark McGwire at Toronto, May 2 (Tom Henke)  
Mark McGwire at Texas, June 9 (Charlie Hough)  
Terry Steinbach at Toronto, July 16 (Duane Ward)  
Dave Parker vs. Boston, September 6 (Mike Smithson)
- 1990 Jose Canseco at Toronto, May 22 (Frank Wills)  
Terry Steinbach at Detroit, June 20 (Lance McCullers)  
Felix Jose vs. Milwaukee, July 15 (Chris Bosio)  
Mark McGwire vs. Boston, August 15 (Rob Murphy)
- 1991 Mike Gallego at Chicago, May 31 (Ramon Garcia)  
Harold Baines vs. Milwaukee, June 6 (Mark Lee)  
Harold Baines vs. Kansas City, June 29 (Storm Davis)  
Rickey Henderson at Texas, July 4 (Gerald Alexander)  
Jose Canseco at Kansas City, July 5 (Tom Gordon)  
Ernest Riles at Baltimore, July 26 (Dave Johnson)  
Jose Canseco at Toronto, September 15 (Jim Acker)
- 1992 Mark McGwire vs. Texas, June 13 (Kenny Rogers)  
Randy Ready at Minnesota, July 27 (Bob Kipper)  
Carney Lansford vs. Kansas City, August 7 (Dennis Moeller)  
Jose Canseco at New York, August 20 (John Habyan)

## PINCH-HIT HOME RUNS (61)

- 1968 Floyd Robinson at New York, April 16 (Dooley Womack)  
Rick Monday at Chicago, May 19 (Tommy John)  
Mike Hershberger vs. Baltimore, June 16 (Moe Drabowsky)  
Joe Keough at New York, August 7 (Lindy McDaniel)
- 1969 Tommy Reynolds vs. Cleveland, May 30 (Luis Tiant)  
Tito Francona vs. Chicago, September 23 (Bill Wynne)
- 1970 Tito Francona at Boston, April 29 (Lee Stange)  
Frank Fernandez at Boston, April 30 (Gary Peters)  
John Donaldson at Chicago, May 22 (Jerry Janeski)  
Joe Rudi vs. Detroit, June 7 (Mickey Lolich)  
Frank Fernandez vs. Kansas City, June 22 (Tom Burgmeier)  
Reggie Jackson at Detroit, August 30 (Tom Timmerman)  
Frank Fernandez vs. Chicago, September 3 (Wilbur Wood)  
Reggie Jackson vs. Kansas City, September 5 (Tom Burgmeier)
- 1971 Angel Mangual at Boston, May 29 (Ken Brett)  
Curt Blefary vs. Minnesota, June 30 (Jim Perry)
- 1972 Gene Tenace at Detroit, June 9 (Fred Scherman)  
Angel Mangual vs. Cleveland, August 28 (Mike Kilkenny)
- 1973 Mike Hegan at Milwaukee, May 2 (Jerry Bell)  
Rico Carty vs. Minnesota, September 25 (Ray Corbin)
- 1974 Pat Bourque vs. Cleveland, July 9 (Steve Arlin)
- 1976 Ken McMullen vs. Minnesota, June 25 (Bill Campbell)
- 1977 Rick McKinney vs. Milwaukee, April 19 (Bill Castro)  
Rick McKinney at Seattle, June 15 (Enrique Romo)  
Rick McKinney at Toronto, May 25 (Jerry Garvin)  
Willie Crawford vs. Toronto, August 22 (Dave Lemanczyk)

- 1978 Jeff Newman vs. Seattle, April 12 (Shane Rawley)  
 Jeff Newman vs. Chicago, May 20 (Lerrin LaGrow)  
 Dave Revering vs. California, June 7 (Paul Hartzell)  
 Wayne Gross vs. Boston, September 1 (Bill Lee)  
 Jeff Newman vs. Milwaukee, September 24 (Mike Caldwell)
- 1979 Wayne Gross vs. Chicago, September 14 (Ed Farmer)
- 1980 Wayne Gross at Minnesota, April 25 (Doug Corbett)  
 Dave Revering at Minnesota, August 14 (Doug Corbett)  
 Mickey Klutts at Texas, September 16 (John Henry Johnson)
- 1981 Tim Hosley vs. California, April 29 (Andy Hassler)  
 Mitchell Page vs. Detroit, May 7 (Dan Petry)  
 Cliff Johnson vs. Milwaukee, May 10 (Jerry Augustine)  
 Wayne Gross at Baltimore, May 19 (Tim Stoddard)
- 1982 Jeff Burroughs vs. Seattle, April 11 (Floyd Bannister)  
 Jeff Burroughs at Detroit, May 18 (Elias Sosa)  
 Jeff Burroughs vs. Kansas City, June 21 (Vida Blue)  
 Jeff Burroughs vs. New York, July 7 (Roger Erickson)
- 1984 Jeff Burroughs vs. Cleveland, June 12 (Tom Waddell)  
 Bill Almon at Boston, July 4 (Bob Ojeda)  
 Bruce Bochte vs. California, August 1 (Luis Sanchez)
- 1986 Mike Davis vs. Baltimore (2nd game), August 28 (Rich Bordi)  
 Mark McGwire at Chicago, September 9 (Ray Searage)  
 Terry Steinbach at Texas, October 1 (Matt Williams)
- 1987 Reggie Jackson vs. Chicago, June 8 (Ray Searage)  
 Terry Steinbach vs. Milwaukee, July 12 (Juan Nieves)  
 Terry Steinbach at Texas, September 15 (Steve Howe)
- 1988 Mark McGwire at Toronto, April 26 (David Wells)  
 Dave Parker vs. Texas, June 19 (Craig McMurtry)
- 1989 Terry Steinbach vs. Detroit, June 20 (Brad Havens)
- 1990 Ken Phelps vs. Seattle, April 20 (Brian Holman)  
 Jamie Quirk at Texas, September 27 (Brad Arnsberg)
- 1991 Harold Baines vs. Boston, August 3 (Mark Guthrie)  
 Dann Howitt at Milwaukee, September 3 (Julio Machado)  
 Mark McGwire at Kansas City, October 1 (Tom Gordon)
- 1992 Randy Ready vs. Baltimore, May 30 (Mike Flanagan)

## OAKLAND COLISEUM HOME RUNS

Since its opening in 1968 a total of 3,214 Major League home runs have been hit in the Oakland Coliseum during the regular season, an average of 129 per year.

### A's WITH 30 OR MORE HOME RUNS AT THE COLISEUM

Reggie Jackson	133*
Jose Canseco	104
<b>Mark McGwire</b>	<b>99</b>
Sal Bando	90
Dwayne Murphy	63
Gene Tenace	62
<b>Rickey Henderson</b>	<b>57*</b>
Joe Rudi	55*
Tony Armas	51*
<b>Dave Henderson</b>	<b>48*</b>
Dave Kingman	48
Carney Lansford	44*
Mike Davis	41
Dave Duncan	36*
Mitchell Page	32

\* Home runs hit while non-Athletic (not included in individual total): Armas (8), Duncan (1), D. Henderson (2), R. Henderson (2), Jackson (11), Lansford (2), Rudi (1)

### NON-A's WITH 10 OR MORE HOMERS AT THE COLISEUM

Carlton Fisk	18
Brian Downing	15
Larry Parrish	14
Dwight Evans	14
Cal Ripken	13
Eddie Murray	12
Tony Oliva	12
Jim Rice	12
Danny Tartabull	12
George Brett	11
Willie Horton	11
Reggie Jackson	11#
Harmon Killebrew	11
Gorman Thomas	11
Dave Winfield	11
Don Baylor	10#
Jeff Burroughs	10#
Rob Deer	10
Bill Freehan	10
George Scott	10
Andre Thornton	10

# Home runs hit while an Oakland Athletic (not included in individual total): Baylor (7), Burroughs (10), Jackson (133).

## STOLEN BASES

### OAKLAND A's ONE SEASON, 20 OR MORE

130 Rickey Henderson	1982	31 Larry Lintz	1976
108 Rickey Henderson	1983	30 Bill North	1975
100 Rickey Henderson	1980	29 Herb Washington	1974
75 Bill North	1976	29 Dave Collins	1985
66 Rickey Henderson	1984	29 Luis Polonia	1987
65 Rickey Henderson	1990	29 Carney Lansford	1988
62 Bert Campaneris	1968	28 Davey Lopes	1982
62 Bert Campaneris	1969	28 Willie Wilson	1992
58 Rickey Henderson	1991	27 Mike Davis	1986
56 Rickey Henderson	1981	27 Mike Edwards	1978
54 Bill North	1974	27 Carney Lansford	1987
54 Bert Campaneris	1976	26 Bill Almon	1983
53 Bill North	1973	26 Reggie Jackson	1970
52 Rickey Henderson	1989	26 Matt Alexander	1977
52 Bert Campaneris	1972	26 Dwayne Murphy	1980
52 Don Baylor	1976	26 Dwayne Murphy	1982
50 Miguel Dilone	1978	26 Alfredo Griffin	1987
48 Rickey Henderson	1992	26 Jose Canseco	1991
42 Bert Campaneris	1970	25 Reggie Jackson	1974
42 Mitchell Page	1977	24 Bert Campaneris	1975
40 Claudell Washington	1975	24 Mike Davis	1985
40 Jose Canseco	1988	24 Alfredo Griffin	1985
37 Carney Lansford	1989	24 Luis Polonia	1988
37 Claudell Washington	1976	23 Mitchell Page	1978
35 Phil Garner	1976	22 Davey Lopes	1983
34 Bert Campaneris	1971	22 Reggie Jackson	1973
34 Bert Campaneris	1973	21 Don Hopkins	1975
34 Bert Campaneris	1974	21 Lance Blankenship	1992
33 Alfredo Griffin	1986	20 Matt Alexander	1976
33 Rodney Scott	1977	20 Sal Bando	1976
33 Mike Davis	1983	20 Stan Javier	1988
33 Rickey Henderson	1979	20 Willie Wilson	1991

### OAKLAND A's TOP 20 CAREER STOLEN BASE LEADERS

716 Rickey Henderson	1979-84, 89-92	83 Claudell Washington	1974-76
398 Bert Campaneris	1968-76	66 Luis Polonia	1987-89
232 Bill North	1973-77	63 Matt Alexander	1975-77
146 Carney Lansford	1983-92	62 Davey Lopes	1982-84
144 Reggie Jackson	1968-75	59 Sal Bando	1968-76
127 Jose Canseco	1985-92	56 Tony Phillips	1982-89
121 Mike Davis	1980-87	56 Miguel Dilone	1978-79
104 Mitchell Page	1977-83	52 Don Baylor	1976, 88
99 Dwayne Murphy	1978-87	49 Rick Monday	1968-71
83 Alfredo Griffin	1985-87	48 Willie Wilson	1991-92

## OAKLAND A's STEALS OF HOME (36)

1968 Danny Cater vs. Detroit, September 24	1983 Bill Almon vs. Milwaukee, May 24
1974 Angel Mangual vs. Detroit, May 27	Mike Heath vs. Toronto, September 7
1976 Claudell Washington vs. Minnesota, September 15	Mike Davis vs. Toronto, September 25
1979 Wayne Gross at Seattle, April 11	1984 Jim Essian vs. Chicago, June 16
1980 Rickey Henderson vs. California, April 20	Carney Lansford vs. Kansas City, June 18
Wayne Gross vs. Detroit, May 3	1985 Rob Picciolo at Boston, May 11
Dwayne Murphy vs. Detroit, May 3	Mike Davis at Chicago, June 20
Dwayne Murphy vs. Kansas City, May 28	Donnie Hill vs. Cleveland, June 21
Wayne Gross vs. Kansas City, May 28	Mike Gallego at Chicago, September 21
Jeff Cox at Chicago, July 4	1986 Alfredo Griffin at Seattle, April 18
Rickey Henderson vs. Cleveland, July 19	Carney Lansford at Milwaukee, May 1
1981 Dave McKay vs. Toronto, September 30	Dwayne Murphy at Milwaukee, July 6
1982 Davey Lopes at Seattle, April 17	1987 Reggie Jackson vs. Seattle, April 18
Dave McKay vs. Cleveland, May 8	1989 Mike Gallego vs. California, April 22
Rickey Henderson at Chicago, June 8	1991 Jose Canseco at Minnesota, April 23
Rickey Henderson at California, July 26	Mike Gallego at Seattle, August 15
Jeff Burroughs vs. Boston, August 20	Scott Brosius at Kansas City, October 2
	1992 Mike Bordick vs. Kansas City, April 6
	Carney Lansford vs. Detroit, July 19

## A's ALL-STAR GAME SELECTIONS (1968-92)

<p><b>1968</b> Bert Campaneris (ss) Rick Monday (of) John Odom (p)</p> <p><b>1969</b> Sal Bando (3b)* Reggie Jackson (of)* John Odom (p)</p> <p><b>1970</b> Jim Hunter (p)</p> <p><b>1971</b> Vida Blue (p) <b>Dave Duncan (c)</b> Reggie Jackson (of)</p> <p><b>1972</b> Dick Williams (coach) Sal Bando (3b) Bert Campaneris (ss) Ken Holtzman (p) Jim Hunter (p) Reggie Jackson (of)* Joe Rudi (of)</p> <p><b>1973</b> Dick Williams (manager) Sal Bando (3b) Bert Campaneris (ss) Rollie Fingers (p) Ken Holtzman (p) Jim Hunter (p) Reggie Jackson (of)*</p> <p><b>1974</b> Sal Bando (3b) Bert Campaneris (ss)* Rollie Fingers (p) Jim Hunter (p) Reggie Jackson (of)* Joe Rudi (of)</p>	<p><b>1975</b> - Alvin Dark (manager) Wes Stock (coach) Vida Blue (p) Bert Campaneris (ss)* Rollie Fingers (p) Reggie Jackson (of)* Joe Rudi (of)* Gene Tenace (c) Claudell Washington (of)</p> <p><b>1976</b> Rollie Fingers (p) Phil Garner (2b)</p> <p><b>1977</b> Wayne Gross (3b)</p> <p><b>1978</b> Matt Keough (p)</p> <p><b>1979</b> Jeff Newman (c)</p> <p><b>1980</b> <b>Rickey Henderson (of)</b></p> <p><b>1981</b> Tony Armas (of) Mike Norris (p)</p> <p><b>1982</b> Billy Martin (manager) Art Fowler (coach) Jackie Moore (coach) <b>Rickey Henderson (of)*</b></p> <p><b>1983</b> <b>Rickey Henderson (of)</b></p> <p><b>1984</b> Bill Caudill (p) <b>Rickey Henderson (of)</b> Jackie Moore (coach)</p> <p><b>1985</b> Jay Howell (p)</p> <p><b>1986</b> Jose Canseco (of)</p>	<p><b>1987</b> <b>Tony La Russa (coach)</b> Rene Lachemann (coach) Jay Howell (p) <b>Mark McGwire (1b)</b></p> <p><b>1988</b> Jose Canseco (of)** <b>Dennis Eckersley (p)</b> Carney Lansford (3b) <b>Mark McGwire (1b)*</b> <b>Terry Steinbach (c)*</b></p> <p><b>1989</b> <b>Tony La Russa (manager)</b> <b>Dave Duncan (coach)</b> <b>Art Kusnyer (coach)</b> Jose Canseco (of)** <b>Mark McGwire (1b)*</b> Mike Moore (p) <b>Terry Steinbach (c)*</b> Dave Stewart (p)*</p> <p><b>1990</b> <b>Tony La Russa (manager)</b> <b>Dave Duncan (coach)</b> <b>Dave McKay (coach)</b> Jose Canseco (of)* <b>Dennis Eckersley (p)</b> <b>Rickey Henderson (of)*</b> <b>Mark McGwire (1b)*</b> <b>Bob Welch (p)*</b></p> <p><b>1991</b> <b>Tony La Russa (manager)</b> <b>Dave Duncan (coach)</b> Rene Lachemann (coach) <b>Tommie Reynolds (coach)</b> Harold Baines (of) <b>Dennis Eckersley (p)</b> <b>Dave Henderson (of)*</b> <b>Rickey Henderson (of)*</b> <b>Mark McGwire (1b)**</b></p> <p><b>1992</b> Jose Canseco (of)** <b>Dennis Eckersley (p)</b> <b>Mark McGwire (1b)*</b></p> <p>*All-Star Game Starters **Elected Starter, Injured</p>
--	--	---

## OAKLAND A's TITLE CLINCHING DATES

Year	Date	Opponent	Score	Winner-Loser
1992	September 28	Off Day*		
1990	September 25	at Kansas City	5-0	Stewart-Appier
1989	September 27	Texas	5-0	Moore-Moyer
1988	September 19	Minnesota	5-3	Stewart-Toliver
1975	September 24	Chicago	13-2	Blue-Jefferson
1974	September 27	Chicago	2-3	Bahnsen-Holtzman
1973	September 23	at Chicago	10-5	Blue-Wood
1972	September 28	Minnesota	8-7	Fingers-LaRoche
1971	September 15	at Chicago	3-2	Grant-Wood

\*Chicago defeated 2nd place Minnesota on the A's off day.

## OAKLAND A's AWARD WINNERS

- Most Valuable Player, A.L.** (BBWAA): Vida Blue (1971); Reggie Jackson (1973); Jose Canseco (1988); Rickey Henderson (1990); Dennis Eckersley (1992)
- Cy Young Award, A.L.** (BBWAA): Vida Blue (1971); Jim Hunter (1974); Bob Welch (1990); Dennis Eckersley (1992)
- Player of the Year, A.L. & M.L.** (*The Sporting News*): Reggie Jackson (1973); Tony Armas-A.L. (1981); Jose Canseco-A.L. (1988)
- Player of the Year (A.P.):** Jose Canseco (1988)
- Joe Cronin Award (MLB):** Rickey Henderson (1982); Jose Canseco (1988); Dave Stewart (1990)
- Roberto Clemente Award (MLB):** Dave Stewart (1990)
- Pitcher of the Year, A.L. & M.L.** (*The Sporting News*): Vida Blue (1971); Jim Hunter (1974); Bob Welch-A.L. (1990); Dennis Eckersley-A.L. (1992)
- Fireman of the Year, A.L.** (*The Sporting News*): Dennis Eckersley (1988, 1991 & 1992)
- Rolaids Relief Man Award, A.L.:** Dennis Eckersley (1988 & 1992)
- World Series—Most Valuable Player:** Gene Tenace (1972); Reggie Jackson (1973); Rollie Fingers (1974); Dave Stewart (1989)
- American League Championship Series—Most Valuable Player:** Dennis Eckersley (1988); Rickey Henderson (1989); Dave Stewart (1990)
- All-Star Game—Most Valuable Player:** Terry Steinbach (1988)
- Sportsman of the Year** (*The Sporting News*): Charlie Finley (1972)
- A.L. Comeback Player of the Year** (*The Sporting News*, UPI): Dave Kingman (1984); Storm Davis (1988, TSN); Dave Henderson (1988, UPI); Mark McGwire (1992, UPI)
- The Sporting News A.L. Rookie of the Year:** Mitchell Page (1977); Jose Canseco (1986); Mark McGwire (1987); Walt Weiss (1988)
- Rookie of the Year (BBWAA):** Jose Canseco (1986), Mark McGwire (1987), Walt Weiss (1988)
- A.L. All-Star Team, post-season** (*The Sporting News*): Reggie Jackson (of, 1969); Vida Blue (lhp, 1971); Joe Rudi (of, 1972); Sal Bando (3b, 1973); Bert Campaneris (ss, 1973); Ken Holtzman (lhp, 1973); Reggie Jackson (of, 1973); Sal Bando (3b, 1974); Bert Campaneris (ss, 1974); Jim Hunter (rhp, 1974); Joe Rudi (of, 1974); Reggie Jackson (of, 1975); Joe Rudi (of, 1976); Dwayne Murphy (of, 1981); Rickey Henderson (of, 1981); Tony Armas (of, 1981); Dave Kingman (dh, 1984); Mark McGwire (dh, 1987); Jose Canseco (of, 1988); Dennis Eckersley (rp, 1988); Dave Stewart (rhp, 1988); Carney Lansford (3b, 1989); Jose Canseco (of, 1990); Rickey Henderson (of, 1990); Bob Welch (rhp, 1990); Jose Canseco (of, 1991); Dennis Eckersley (rhp, 1991); Mark McGwire (1b, 1992); Dennis Eckersley (rp, 1992)
- M.L. All-Star Team, post season (AP):** Rickey Henderson (of, 1990); Bob Welch (rhp, 1990); Jose Canseco (of, 1991); Dennis Eckersley (rp, 1992); Mark McGwire (1b, 1992)
- A.L. All-Star Team (UPI):** Mark McGwire (1b, 1992); Dennis Eckersley (rp, 1992)
- A.L. Gold Glove (Rawlings):** Joe Rudi (1974, 76), Dwayne Murphy (1980-85); Mike Norris (1980-81); Rickey Henderson (1981); Alfredo Griffin (1985); Mark McGwire (1990)
- Silver Slugger Team** (*The Sporting News*/Hillerich & Bradsby): Rickey Henderson (1981), Jose Canseco (1988 & 1990), Mark McGwire (1992)
- Manager of the Year, A.L.** (BBWAA): Tony La Russa (1988 & 1992)
- Manager of the Year** (*The Sporting News*): Billy Martin (1981), Tony La Russa (1988 & 1992)
- Manager of the Year (AP):** Billy Martin (1980)
- Manager of the Year (UPI):** Tony La Russa (1992)
- Team MVP (Oakland-S.F. Chapter, BBWAA):** Joe Rudi (1974); Rollie Fingers (1975); Vida Blue (1976)
- Pitcher of the Month, A.L.:** Rick Langford (August, 1979), Matt Keough (April, 1981); Jay Howell (June, 1985); Steve Ontiveros (June, 1987); Dave Stewart (April, 1988); Mike Moore (July, 1989); Dave Stewart (April, 1990); Dave Stewart (September, 1990)
- Player of the Month, A.L.:** Gene Tenace (September, 1975); Tony Armas (April, 1981); Carney Lansford (May, 1988); Jose Canseco (September, 1988); Jose Canseco (May, 1990); Dave Henderson (April, 1991)
- Executive of the Year (UPI):** Sandy Alderson (1988, 1990)

### OTHER A's HONORED

- Most Valuable Player (BBWAA):** Lefty Grove (1931); Jimmie Foxx (1932-33); Ferris Fain (1951)
- Rookie of the Year (BBWAA):** Harry Byrd (1952)
- Rookie of the Year** (*The Sporting News*): Dick Howser (1961)
- Rookie Pitcher of the Year** (*The Sporting News*): Jim Nash (1966)
- A.L. Player of the Year** (*The Sporting News*): Al Simmons (1929); Jimmie Foxx (1932-33), Ferris Fain (1951)
- Pitcher of the Year** (*The Sporting News*): Bobby Shantz (1952)
- Fireman of the Year** (*The Sporting News*): Jack Aker (1966)

### OAKLAND COLISEUM GROUND RULES

- Fly ball striking foul poles and/or screen attached above fence: Home Run.  
Ball sticking or going behind fence padding in right or left field, and remaining: 2 Bases.  
Ball going into bullpen bench, and rebounding on to playing field: In Play.  
Ball remaining on or under bench: 2 Bases.  
Ball hitting any portion of fence or screen in back of home plate: In Play.

# OAKLAND A's WORLD SERIES REVIEW

Game	Date	Site	W/L	Score	Winner	Loser	Attendance	Total
<b>1972</b>								
1	10/14	at Cincinnati	W	3-2	Holtzman	Nolan	52,918	
2	10/15	at Cincinnati	W	2-1	Hunter	Grimsley	53,244	
3	10/18	at Oakland	L	0-1	Billingham	Odom	49,410	
4	10/19	at Oakland	W	3-2	Fingers	Carroll	49,410	
5	10/20	at Oakland	L	4-5	Grimsley	Fingers	49,410	
6	10/21	at Cincinnati	L	1-8	Grimsley	Blue	52,737	
7	10/22	at Cincinnati	W	3-2	Hunter	Borbon	56,040	363,169
<b>1973</b>								
1	10/13	at Oakland	W	2-1	Holtzman	Matlack	46,021	
2	10/14	at Oakland	L	7-10 (12)	McGraw	Fingers	49,151	
3	10/16	at New York	W	3-2 (11)	Lindblad	Parker	54,817	
4	10/17	at New York	L	1-6	Matlack	Holtzman	54,817	
5	10/18	at New York	L	0-2	Koosman	Blue	54,817	
6	10/20	at Oakland	W	3-1	Hunter	Seaver	49,333	
7	10/21	at Oakland	W	5-2	Holtzman	Matlack	49,333	358,289
<b>1974</b>								
1	10/12	at Los Angeles	W	3-2	Fingers	Messersmith	55,974	
2	10/13	at Los Angeles	L	2-3	Sutton	Blue	55,989	
3	10/15	at Oakland	W	3-2	Hunter	Downing	49,347	
4	10/16	at Oakland	W	5-2	Holtzman	Messersmith	49,347	
5	10/17	at Oakland	W	3-2	Odom	Marshall	49,347	260,004
<b>1988</b>								
1	10/15	at Los Angeles	L	4-5	Pena	Eckersley	55,983	
2	10/16	at Los Angeles	L	0-6	HERSHISER	Davis	56,051	
3	10/18	at Oakland	W	2-1	Honeycutt	Howell	49,316	
4	10/19	at Oakland	L	3-4	Belcher	Stewart	49,317	
5	10/20	at Oakland	L	2-5	HERSHISER	Davis	49,317	259,984
<b>1989</b>								
1	10/14	at Oakland	W	5-0	STEWART	Garrelts	49,385	
2	10/15	at Oakland	W	5-1	Moore	Reuschel	49,388	
3	10/27	at San Francisco	W	13-7	Stewart	Garrelts	62,038	
4	10/28	at San Francisco	W	9-6	Moore	Robinson	62,032	222,843
<b>1990</b>								
1	10/16	at Cincinnati	L	0-7	Rijo	Stewart	55,830	
2	10/17	at Cincinnati	L	4-5 (10)	Dibble	Eckersley	55,832	
3	10/19	at Oakland	L	3-8	Browning	Moore	48,269	
4	10/20	at Oakland	L	1-2	Rijo	STEWART	48,613	208,544

Capitals denote complete game pitched.

## WORLD SERIES ONLY

	Record	Attendance	Average
Overall:	17-15	1,672,833	52,276
Home:	10-7	833,714	49,042
Road:	7-8	839,119	55,941

## MEDIA INFORMATION

### RESTAURANTS (A Partial Listing)

Restaurant	Address	Telephone
Cutters Waterfront Bistro	70 Jack London Square, Oakland	(510) 835-8600
El Torito	67 Jack London Square, Oakland	(510) 835-9260
Francesco's (Italian)	Hegenberger & Pardee, Oakland	(510) 569-0653
Hungry Hunter	8475 Edes Avenue, Oakland	(510) 569-1406
Jack's Waterfront	Jack London Square	(510) 444-7171
The Lantern (Chinese)	814 Webster	(510) 451-0627
Ricky's (Sports Bar)	15028 Hesperian Blvd., San Leandro	(510) 352-0200
Scott's Seafood	73 Jack London Square, Oakland	(510) 444-3456
Pescatore Restaurant	57 Jack London Square, Oakland	(510) 465-2188
Mac's Bar & Brill (Sports Bar)	495 Embarcadero, Oakland	(510) 451-6227

## A's CHAMPIONSHIP SERIES REVIEW

Game	Date	Site	W/L	Score	Winner	Loser	Attendance	Total
<b>1971</b>								
1	10/3	at Baltimore	L	3-5	McNally	Blue	42,621	
2	10/4	at Baltimore	L	1-5	CUELLAR	HUNTER	35,003	
3	10/6	at Oakland	L	3-5	PALMER	Segui	33,176	110,800
<b>1972</b>								
1	10/7	at Oakland	W	3-2 (11)	Fingers	Lolich	29,536	
2	10/8	at Oakland	W	5-0	ODOM	Fryman	31,088	
3	10/10	at Detroit	L	0-3	COLEMAN	Holtzman	41,156	
4	10/11	at Detroit	L	3-4 (10)	Hiller	Horlen	37,615	
5	10/12	at Detroit	W	2-1	Odom	Fryman	50,276	189,671
<b>1973</b>								
1	10/6	at Baltimore	L	0-6	PALMER	Blue	41,279	
2	10/7	at Baltimore	W	6-3	Hunter	McNally	48,425	
3	10/9	at Oakland	W	2-1 (11)	HOLTZMAN	CUELLAR	34,467	
4	10/10	at Oakland	L	4-5	Jackson	Fingers	27,497	
5	10/11	at Oakland	W	3-0	HUNTER	Alexander	24,265	175,933
<b>1974</b>								
1	10/5	at Oakland	L	3-6	Cuellar	Hunter	41,609	
2	10/6	at Oakland	W	5-0	HOLTZMAN	McNally	42,810	
3	10/8	at Baltimore	W	1-0	BLUE	PALMER	32,060	
4	10/9	at Baltimore	W	2-1	Hunter	Cuellar	28,136	144,615
<b>1975</b>								
1	10/4	at Boston	L	1-7	TIANT	Holtzman	35,578	
2	10/5	at Boston	L	3-6	Moret	Fingers	35,578	
3	10/7	at Oakland	L	3-5	Wise	Holtzman	49,358	120,514
<b>1981 (DIVISION SERIES)</b>								
1	10/6	at Kansas City	W	4-0	NORRIS	LEONARD	40,592	
2	10/7	at Kansas City	W	2-1	McCATTY	Jones	40,274	
3	10/8	at Oakland	W	4-1	Langford	Gura	40,002	120,868
<b>1981 (AMERICAN LEAGUE CHAMPIONSHIP SERIES)</b>								
1	10/13	at New York	L	1-3	John	Norris	55,740	
2	10/14	at New York	L	3-13	Frazier	McCatty	48,497	
3	10/15	at Oakland	L	0-4	Righetti	Keough	47,302	151,539
<b>1988</b>								
1	10/5	at Boston	W	2-1	Honeycutt	HURST	34,104	
2	10/6	at Boston	W	4-3	Nelson	Smith	34,605	
3	10/8	at Oakland	W	10-6	Nelson	Boddicker	49,261	
4	10/9	at Oakland	W	4-1	Stewart	Hurst	49,406	167,376
<b>1989</b>								
1	10/3	at Oakland	W	7-3	Stewart	Stieb	49,435	
2	10/4	at Oakland	W	6-3	Moore	Stottlemyre	49,444	
3	10/6	at Toronto	L	3-7	Key	Davis	50,268	
4	10/7	at Toronto	W	6-5	Welch	Flanagan	50,078	
5	10/8	at Toronto	W	4-3	Stewart	Stieb	50,024	249,249
<b>1990</b>								
1	10/6	at Boston	W	9-1	Stewart	Anderson	35,192	
2	10/7	at Boston	W	4-1	Welch	Harris	35,070	
3	10/9	at Oakland	W	4-1	Moore	BODDICKER	49,026	
4	10/10	at Oakland	W	3-1	Stewart	Clemens	49,052	168,340
<b>1992</b>								
1	10/7	at Toronto	W	4-3	Russell	MORRIS	51,039	
2	10/8	at Toronto	L	1-3	Cone	Moore	51,114	
3	10/10	at Oakland	L	5-7	Guzman	Darling	46,911	
4	10/11	at Oakland	L	6-7 (11)	Ward	Downs	47,732	
5	10/12	at Oakland	W	6-2	STEWART	Cone	44,955	
6	10/14	at Toronto	L	2-9	Guzman	Moore	51,335	293,086

Capitals denote complete game pitched.

### AMERICAN LEAGUE CHAMPIONSHIP SERIES ONLY

	Record	Attendance	Average
Overall:	23-19	1,771,123	42,170
Home:	12-7	796,330	41,912
Road:	11-12	974,793	42,382

# OAKLAND ATTENDANCE

## YEAR-BY-YEAR

YEAR	HOME	ROAD	TOTAL	YEAR	HOME	ROAD	TOTAL
1968	837,466	960,210	1,797,676	1981	1,311,761	1,105,337	2,417,098
1969	778,232	992,124	1,770,356	1982	1,735,489	1,709,054	3,444,543
1970	778,355	971,568	1,749,923	1983	1,294,941	1,557,202	2,852,143
1971	914,993	1,222,741	2,137,734	1984	1,353,231	1,565,553	2,918,784
1972	921,323	1,115,553	2,036,876	1985	1,334,809	1,666,519	3,001,128
1973	1,000,763	1,382,250	2,838,013	1986	1,314,646	1,614,837	2,929,483
1974	845,693	1,526,630	2,372,323	1987	1,678,921	1,930,712	3,609,633
1975	1,075,518	1,436,383	2,511,901	1988	2,287,335	2,251,258	4,538,593
1976	780,593	1,392,109	2,172,702	1989	2,667,255	2,283,228	4,950,453
1977	495,412	1,195,138	1,690,550	1990	2,900,217	2,597,920	5,498,137
1978	526,999	1,381,142	1,908,141	1991	2,713,493	2,636,009*	5,349,502
1979	306,763	1,393,196	1,699,959	1992	2,494,160	2,438,292	4,932,452
1980	842,259	1,572,926	2,415,185	<b>TOTAL</b>	<b>33,190,427</b>	<b>37,297,891</b>	<b>70,488,318</b>

\*ML record      **Average: Home 1,327,617      Road 1,491,916      Total 2,819,533**

## GAME RECORDS VS. CLUBS

	HOME	DATE	ROAD	DATE
Baltimore	47,741	June 12, 1972	50,071	July 27, 1991
Boston	46,378	August 11, 1975	35,886	August 23, 1974
California	48,348	April 6, 1982	61,696	August 11, 1989
Chicago	45,150	April 17, 1988	43,297	June 16, 1990
Cleveland	47,570	July 8, 1974	49,989	July 7, 1990
Detroit	48,758	June 6, 1970	53,565	July 25, 1971
Kansas City	47,570	September 10, 1973	41,329	September 21, 1980
Milwaukee	45,398	April 3, 1984	54,987	September 27, 1992
Minnesota	45,207	April 9, 1990	52,080	August 17, 1991
New York	49,300	August 25, 1980	55,034	May 30, 1987
Seattle	46,786	April 17, 1981	54,597	April 13, 1990
Texas	45,413	July 4, 1983	42,869	August 22, 1989
Toronto	46,770	July 4, 1985	50,414	July 11, 1992

## ALL-TIME RECORDS

Season (total)	5,498,137 (1990)
Season (home)	2,900,217 (1990)
Season (road)	2,636,009 (1991)
Homestand	518,534 (July 12-26, 1990, 14 dates)
Homestand, Average	38,569 (August 2-7, 1991, 231,414 in 6 dates)
Road Trip	441,284 (August 9-19, 1991, 11 dates)
Single game (home)	49,300 (August 25, 1980, New York, N)
Single game (road)	61,696 (August 11, 1989, California, N)
Day game (home)	48,758 (June 6, 1970, Detroit)
Day game (road)	60,326 (August 13, 1989, California)
Doubleheader (home)	48,592 (May 3, 1981, New York, D)
Doubleheader (road)	53,565 (July 25, 1971, Detroit, D)
Twi-night doubleheader (home)	47,768 (June 13, 1980, New York)
Twi-night doubleheader (road)	51,017 (July 28, 1990, Minnesota)
Season opener (home)	48,348 (April 6, 1982, California, N)
Season opener (home, secondary)	47,233 (April 17, 1968, Baltimore, N)
Season opener (road)	45,061 (April 5, 1971, Washington, D)
Season opener (road, secondary)	54,597 (April 13, 1990, Seattle, N)
Home vs. one club (season)	255,686 (Kansas City, 1989)
Road vs. one club (season)	302,408 (Toronto, 1992)
Smallest (home)	653 (April 17, 1979, Seattle, N)
Smallest (road)	1,201 (May 11, 1989, Baltimore, D)
3-date series (home)	140,876 (May 1-3, 1981, New York)
4-date series (home)	162,410 (July 18-21, 1991, New York)
3-date series (road)	175,058 (August 11-13, 1989, California)
4-date series (road)	201,607 (July 9-12, 1992, Toronto)
Sellouts (season)	20 (1990)
Consecutive Sellouts	5 (July 22-26, 1989, Baltimore 2 & California 3)

## OAKLAND ATTENDANCE, cont.

### TOP 10 A's REGULAR SEASON CROWDS AT OAKLAND

	ATTENDANCE	DATE	OPPONENT	W/L
1	49,300	August 25, 1980 (Monday Night)	New York	W
2	48,758	June 6, 1970 (Saturday Day)	Detroit	L
3	48,592	May 3, 1981 (Sunday DH)	New York	LL
4	48,348	April 6, 1982 (Tuesday Night)	California	W
5	48,179	May 2, 1981 (Saturday Day)	New York	W
6	48,137	May 16, 1982 (Sunday Day)	New York	W
7	47,768	June 13, 1980 (Friday DH)	New York	WL
8	47,741	June 12, 1972 (Monday Night)	Baltimore	L
9	47,570	July 8, 1974 (Monday Night)	Cleveland	W
9	47,570	September 10, 1973 (Monday Night)	Kansas City	W

### TOP 10 A's REGULAR SEASON CROWDS ON THE ROAD

	ATTENDANCE	DATE	OPPONENT	W/L
1	61,696	August 11, 1989 (Friday Night)	California	W
2	60,326	August 13, 1989 (Sunday Day)	California	L
3	58,963	April 24, 1982 (Saturday Night)	California	L
4	55,034	May 30, 1987 (Sunday Day)	New York	L
5	54,987	September 27, 1992 (Sunday Day)	Milwaukee	L
6	54,719	May 22, 1988 (Sunday Day)	New York	L
7	54,597	April 13, 1990 (Friday Night)	Seattle	W
8	53,883	August 26, 1978 (Saturday Night)	New York	L
9	53,565	July 25, 1971 (Sunday DH)	Detroit	LW
10	53,248	May 18, 1975 (Sunday DH)	New York	WL

### ALL-TIME LARGEST COLISEUM BASEBALL CROWDS

1	49,671	July 14, 1987 — All-Star Game
2	49,444	October 4, 1989 vs. Toronto, Game 2, ALCS
3	49,435	October 3, 1989 vs. Toronto, Game 1, ALCS
4	49,410	October 20, 1972 vs. Cincinnati, Game 5, World Series
5	49,410	October 19, 1972 vs. Cincinnati, Game 4, World Series
6	49,410	October 18, 1972 vs. Cincinnati, Game 3, World Series
7	49,406	October 9, 1988 vs. Boston, Game 4, ALCS
8	49,388	October 15, 1989 vs. San Francisco, Game 2, World Series
9	49,385	October 14, 1989 vs. San Francisco, Game 1, World Series
10	49,358	October 7, 1975 vs. Boston, Game 3, ALCS

### ALL-TIME LARGEST A's CROWDS ON THE ROAD

1	62,038	October 27, 1989 at San Francisco, Game 3, World Series
2	62,032	October 28, 1989 at San Francisco, Game 4, World Series
3	61,696	August 11, 1989 at California
4	60,326	August 13, 1989 at California
5	58,963	April 24, 1982 at California
6	56,051	October 16, 1988 at Los Angeles, Game 2, World Series
7	56,040	October 22, 1972 at Cincinnati, Game 7, World Series
8	55,989	October 13, 1974 at Los Angeles, Game 2, World Series
9	55,983	October 15, 1988 at Los Angeles, Game 1, World Series
10	55,974	October 12, 1974 at Los Angeles, Game 1, World Series

#### DID YOU KNOW...

For the third consecutive year the A's led the major leagues in road attendance, attracting 2,438,292 fans away from the Coliseum. The top 10 road attendance figures in major league history are below.

#### TOP ROAD SEASON ATTENDANCE BESTS

TOTAL	TEAM	TOTAL	TEAM
2,636,009	OAKLAND, 1991	2,498,323	New York (NL), 1989
2,597,920	OAKLAND, 1990	2,482,416	Los Angeles, 1991
2,561,195	New York (AL), 1988	2,460,645	New York (AL), 1980
2,553,582	New York (NL), 1988	2,451,506	New York (AL), 1987
2,508,085	New York (AL), 1989	2,438,292	OAKLAND, 1992

## OAKLAND TRADES

DATE	ACQUIRED	FROM	IN EXCHANGE FOR
December 3, 1967	C Jim Pagliaroni	Pittsburgh Pirates	Cash
July 31, 1968	Cash	Boston Red Sox	OF Floyd Robinson
February 24, 1969	P Jim Roland	Minnesota Twins	Cash
May 7, 1969	OF Jose Tartabull	Boston Red Sox	Cash
May 27, 1969	Cash	Seattle Pilots	C Jim Pagliaroni
June 3, 1969	OF Federico Velazquez	Seattle Pilots	Cash
June 14, 1969	C Larry Haney	Seattle Pilots	2B John Donaldson
July 12, 1969	IF Bob Johnson	St. Louis Cardinals	OF Joe Nosssek
August 22, 1969	OF Tito Francona	Atlanta Braves	Cash
August 29, 1969	P Fred Talbot	Seattle Pilots	P Bob Meyer
			IF Pete Koegel
September 21, 1969	P Juan Pizarro	Cleveland Indians	Cash
December 3, 1969	OF Felipe Alou	Atlanta Braves	P Jim Nash
December 5, 1969	P Al Downing	New York Yankees	1B Danny Cater
	C Frank Fernandez		C Ossie Chavarria
December 5, 1969	P Mudcat Grant	St. Louis Cardinals	Cash
December 7, 1969	P Diego Segui	Seattle Pilots	IF Ted Kubiak
	SS Ray Oyler		P George Lauzerique
January 15, 1970	1B Don Mincher	Milwaukee Brewers	OF Mike Hershberger
	IF Ron Clark		P Lew Krausse
			C Phil Roof
			P Ken Sanders
March 24, 1970	IF Roberto Pena	San Diego Padres	1B Ramon Webster
April 17, 1970	Cash	California Angels	SS Ray Oyler
May 16, 1970	Cash	California Angels	OF Tommie Reynolds
May 18, 1970	2B John Donaldson	Milwaukee Brewers	IF Roberto Pena
May 26, 1970	Cash	San Diego Padres	P Roberto Rodriguez
June 11, 1970	OF Steve Hovley	Milwaukee Brewers	P Al Downing
			OF Tito Francona
June 15, 1970	P Bob Locker	Milwaukee Brewers	Cash
June 22, 1970	OF Tommy Davis	Houston Astros	Cash
September 14, 1970	OF Angel Mangual	Pittsburgh Pirates	P Mudcat Grant
	(Oakland received Mangual on October 20.)		
September 16, 1970	Cash	Chicago Cubs	OF Tommy Davis
October 20, 1970	Cash	Cincinnati Reds	P Ed Sprague
April 9, 1971	P Ron Klimkowski	New York Yankees	OF Felipe Alou
	P Rob Gardner		
April 24, 1971	SS Larry Brown	Cleveland Indians	Cash
May 8, 1971	1B Mike Epstein	Washington Senators	C Frank Fernandez
	P Darold Knowles		1B Don Mincher
			P Paul Lindblad
			Cash
May 22, 1971	P Darryl Patterson	Detroit Tigers	2B John Donaldson
May 26, 1971	1B Curt Blefary	New York Yankees	P Rob Gardner
June 14, 1971	1B Mike Hegan	Milwaukee Brewers	Cash
June 17, 1971	Cash	Chicago Cubs	1B Ramon Webster
June 23, 1971	Cash	Washington Senators	C Frank Fernandez
June 25, 1971	Cash	St. Louis Cardinals	P Daryl Patterson
	(Patterson was returned to Oakland on October 21.)		
August 10, 1971	P Mudcat Grant	Pittsburgh Pirates	Cash
August 14, 1971	Cash	Atlanta Braves	IF Tony La Russa
August 31, 1971	OF Adrian Garrett	Chicago Cubs	C Frank Fernandez
			OF Bill McNulty
November 29, 1971	P Ken Holtzman	Chicago Cubs	OF Rick Monday
March 4, 1972	P Denny McLain	Texas Rangers	P Don Stanhouse
			P Jim Panther
April 28, 1972	Cash	New York Yankees	P Jim Roland
May 9, 1972	P Mike Kilkenny	Detroit Tigers	1B Reggie Sanders
May 15, 1972	P Don Shaw	St. Louis Cardinals	IF Dwain Anderson
May 17, 1972	OF Ollie Brown	San Diego Padres	OF Curt Blefary
			P Mike Kilkenny
			Minor league
			OF Greg Schubert
May 18, 1972	IF Marty Martinez	St. Louis Cardinals	OF Brant Alyea
June 7, 1972	Cash	St. Louis Cardinals	P Diego Segui
June 20, 1972	OF Bill Voss	Milwaukee Brewers	OF Ron Clark
June 28, 1972	OF Art Shamsky	Chicago Cubs	Cash
June 29, 1972	Cash	Milwaukee Brewers	OF Ollie Brown
June 29, 1972	1B Orlando Cepeda	Atlanta Braves	P Denny McClain

**OAKLAND TRADES, cont.**

DATE	ACQUIRED	FROM	IN EXCHANGE FOR
July 20, 1972	1B Don Mincher SS Ted Kubiak	Texas Rangers	IF Marty Martinez IF Vic Harris P Steve Lawson
August 27, 1972	OF Matty Alou	St. Louis Cardinals	OF Bill Voss Minor league P Steve Easton
August 30, 1972	SS Dal Maxvill	St. Louis Cardinals	Minor leaguers IF Joe Lindsey C Gene Dusen
September 6, 1972	C Larry Haney	San Diego Padres	Cash
October 30, 1972	P Paul Lindblad	Texas Rangers	OF Bill McNulty OF Brant Alyea P Bob Locker
November 21, 1972	OF Bill North	Chicago Cubs	P Bob Locker
November 24, 1972	P Rob Gardner OF Rich McKinney	New York Yankees	OF Matty Alou
November 30, 1972	P Horacio Pina	Texas Rangers	1B Mike Epstein Cash
February 14, 1973	OF Billy Conigliaro	Milwaukee Brewers	Cash
March 24, 1973	C Ray Fosse SS Jack Heidemann	Cleveland Indians	OF George Hendrick C Dave Duncan Minor league UT Jack Bastable
May 2, 1973	1B Deron Johnson	Philadelphia Phillies	C Jerry McNertney P Rob Gardner
May 4, 1973	Cash	Pittsburgh Pirates	C Jerry McNertney
May 31, 1973	Cash (Deal was cancelled and Gardner was returned to Oakland.)	Milwaukee Brewers	P Rob Gardner
July 7, 1973	Cash	Pittsburgh Pirates	SS Dal Maxvill
July 31, 1973	OF Jesus Alou	Houston Astros	Cash
August 1, 1973	OF Vic Davalillo	Pittsburgh Pirates	Cash
August 18, 1973	Cash	New York Yankees	1B Mike Hegan
August 29, 1973	1B Pat Bourque	Chicago Cubs	1B Gonzalo Marquez
September 1, 1973	Cash	St. Louis Cardinals	P Lew Krausse C Larry Haney Cash
September 11, 1973	OF Rico Carty	Chicago Cubs	Cash
September 18, 1973	Cash	Montreal Expos	OF Jose Morales
November 3, 1973	P Bob Locker	Chicago Cubs	P Horacio Pina
January 9, 1974	Cash	Philadelphia Phillies	OF Jay Johnstone
March 25, 1974	Cash	Cleveland Indians	IF Jack Heidemann
March 26, 1974	C Larry Haney	St. Louis Cardinals	Cash
June 24, 1974	P Bill Parsons Cash	Milwaukee Brewers	1B Deron Johnson
August 19, 1974	1B-OF Jim Holt	Minnesota Twins	1B Pat Bourque
October 23, 1974	OF Billy Williams	Chicago Cubs	P Darold Knowles P Bob Locker 2B Manny Trillo
October 23, 1974	1B Pat Bourque	Minnesota Twins	OF Dan Ford Minor league P Denny Myers
December 2, 1974	Cash	St. Louis Cardinals	P Bill Parsons
December 31, 1974	No compensation (free agent signing)	New York Yankees	P Catfish Hunter
March 26, 1975	OF Don Hopkins	Montreal Expos	Cash
April 6, 1975	P Jim Todd	Chicago Cubs	OF Champ Summers Cash Minor league P Howell Copeland
April 28, 1975	OF Matt Alexander	Chicago Cubs	Cash
May 16, 1975	P Sonny Siebert	San Diego Padres	IF Ted Kubiak
May 18, 1975	IF Teddy Martinez	St. Louis Cardinals	Minor league P Steve Staniland P Mike Barlow P Blue Moon Odom Cash
May 20, 1975	P Dick Bosman P Jim Perry	Cleveland Indians	P Dave Hamilton
June 15, 1975	P Stan Bahnsen P Skip Pitlock	Chicago White Sox	OF Chet Lemon
August 13, 1975	OF Tommy Harper	California Angels	Cash
August 31, 1975	UT Cesar Tovar	Texas Rangers	Cash
October 28, 1975	SS Larry Lintz	St. Louis Cardinals	OF Charlie Chant
December 9, 1975	Cash	Cleveland Indians	C Ray Fosse
April 2, 1976	OF Don Baylor P Mike Torrez P Paul Mitchell	Baltimore Orioles	OF Reggie Jackson P Ken Holtzman Minor league Bill Van Bommell

DATE	ACQUIRED	FROM	IN EXCHANGE FOR
April 19, 1976	C Tim Hosley	Chicago Cubs	Cash
August 30, 1976	1B Willie McCovey	San Diego Padres	Cash
September 14, 1976	1B Ron Fairly	St. Louis Cardinals	Cash
November 5, 1976	C Manny Sanguillen Cash	Pittsburgh Pirates	MGR Chuck Tanner
November 5, 1976	2B Tommy Helms	Pittsburgh Pirates	Cash
November 16, 1976	No compensation (free agent signing)	California Angels	OF Don Baylor
November 17, 1976	No compensation (free agent signing)	Texas Rangers	SS Bert Campaneris
November 19, 1976	No compensation (free agent signing)	Milwaukee Brewers	3B Sal Bando
December 6, 1976	Cash	Milwaukee Brewers	C Larry Haney
December 14, 1976	No compensation (free agent signing)	San Diego Padres	P Rollie Fingers
December 14, 1976	No compensation (free agent signing)	San Diego Padres	C Gene Tenace
February 19, 1977	Cash	Texas Rangers	P Paul Lindblad
February 24, 1977	Minor league IF Mike Weathers Cash	Toronto Blue Jays	1B Ron Fairly
February 25, 1977	Cash	Milwaukee Brewers	3B Ken McMullen
March 15, 1977	P Dave Giusti	Pittsburgh Pirates	2B Phil Garner
	P Doc Medich		3B Tommy Helms
	P Doug Bair		P Chris Batton
	P Rick Langford		
	OF Tony Armas		
	OF Mitchell Page		
March 15, 1977	IF Jerry Tabb	Chicago Cubs	Cash
March 15, 1977	P Joe Coleman	Chicago Cubs	P Jim Todd
March 15, 1977	1B Richie Allen	Philadelphia Phillies	No compensation (free agent signing)
March 25, 1977	Cash	St. Louis Cardinals	IF Tom Sandt
March 26, 1977	P Jim Umbarger	Texas Rangers	OF Claudell Washington
	IF Rodney Scott Cash		
March 29, 1977	P Pablo Torrealba	Atlanta Braves	Cash
April 27, 1977	P Dock Ellis	New York Yankees	P Mike Torrez
	IF Marty Perez		
	OF Larry Murray		
May 22, 1977	1B Mike Jorgensen	Montreal Expos	P Stan Bahnsen
June 15, 1977	OF Willie Crawford	Houston Astros	OF Dennis Walling
			Cash
June 15, 1977	Cash	Texas Rangers	P Dock Ellis
August 4, 1977	Cash	Seattle Mariners	P Paul Mitchell
August 5, 1977	P Dave Giusti	Chicago Cubs	Cash
August 12, 1977	P Steve Dunning	St. Louis Cardinals	P Randy Scarbery
August 25, 1977	Cash	Texas Rangers	P Jim Umbarger
September 13, 1977	Cash	Seattle Mariners	P Doc Medich
February 23, 1978	Free agent signing (Oakland selected P Tim Conroy with the Rangers 1st round pick)	Texas Rangers	1B Mike Jorgensen
February 25, 1978	1B Dave Revere	Cincinnati Reds	P Doug Bair
	Cash		
March 15, 1978	C Gary Alexander	San Francisco Giants	P Vida Blue
	OF Gary Thomasson		
	P Dave Heaverlo		
	P Alan Wirth		
	P John Henry Johnson		
	P Phil Huffman		
	SS Mario Guerrero		
	Cash		
March 25, 1978	2B Steve Staggs	Toronto Blue Jays	OF Sheldon Mallory
March 29, 1978	P Pete Broberg	Chicago Cubs	2B Rodney Scott
			Cash
March 30, 1978	P Steve Renko	Chicago White Sox	P Pablo Torrealba
	C Jim Essian		
April 1, 1978	3B Mike Adams	Chicago Cubs	Cash
April 4, 1978	OF Miguel Dilone	Pittsburgh Pirates	C Manny Sanguillen
	P Elias Sosa		
	2B Mike Edwards		
May 17, 1978	OF Glenn Burke	Los Angeles Dodgers	OF Bill North
May 22, 1978	Cash	Toronto Blue Jays	P Joe Coleman

**OAKLAND TRADES, cont.**

DATE	ACQUIRED	FROM	IN EXCHANGE FOR
June 15, 1978	OF Del Alston 3B Mickey Klutts Cash	New York Yankees	OF Gary Thomasson
June 15, 1978	OF Joe Wallis	Cleveland Indians	C Gary Alexander
August 15, 1978	DH Rico Carty	Toronto Blue Jays	DH Willie Horton P Phil Huffman
October 3, 1978	Cash	Toronto Blue Jays	DH Rico Carty
January 9, 1979	Free agent signing	Montreal Expos	P Elias Sosa
January 20, 1979	Free agent signing (Oakland selected OF Mike Stenhouse with the	Mark Ferguson with the Boston Red Sox	Expos' 2nd round pick) P Steve Renko
February 3, 1979	Cash	New York Yankees	C Bruce Robinson
June 15, 1979	3B Dave Chalk C Mike Heath Cash	Texas Rangers	P John Henry Johnson
July 4, 1979	Cash	Chicago Cubs	OF Miguel Dilone
April 9, 1980	Cash	Seattle Mariners	P Dave Heaverlo
July 25, 1980	1B Orlando Gonzalez	Philadelphia Phillies	Cash
November 3, 1980	SS Fred Stanley 2B Brian Doyle	New York Yankees	P Mike Morgan
November 20, 1980	Free agent signing (Oakland selected 2B Mike Gallego with the	Chicago White Sox White Sox's 2nd round pick)	C Jim Essian
December 8, 1980	Cash	Seattle Mariners	SS Mario Guerrero
December 11, 1980	C-1B Cliff Johnson IF Keith Drumright	Chicago Cubs	Minor league P Mike King
February 10, 1981	IF Jimmy Sexton	Houston Astros	P Rick Lysander
March 27, 1981	Minor league P Eric Mustard	San Diego Padres	P Bob Lacey Minor league P Ray Moretti
April 6, 1981	3B Kevin Ball SS Tony Phillips P Bob Owchinko	Pittsburgh Pirates	P Ernie Camacho Cash
May 20, 1981	1B Jim Spencer P Tom Underwood	New York Yankees	1B Dave Revering OF Mike Patterson Minor league P Chuck Dougherty Cash
June 10, 1981	OF Rich Bosetti	Toronto Blue Jays	Cash
December 4, 1981	1B Joe Rudi (Boston selected 1B-OF Jeff Ledbetter with the A's	Boston Red Sox 1st round pick)	Free agent signing
December 9, 1981	1B Dan Meyer	Seattle Mariners	P Rich Bordi
December 9, 1981	OF Rusty McNealy Minor league P Tim Hallgren	Seattle Mariners	P Roy Thomas
February 8, 1982	2B Davey Lopes	Los Angeles Dodgers	Minor league 2B Lance Hudson
February 24, 1982	Minor league P Allen Edwards	Baltimore Orioles	P Craig Minetto
March 1, 1982	OF Darrell Brown Minor league P Mark Fellows P Jack Smith	Detroit Tigers	3B Jeff Cox C Scott Meyers
April 7, 1982	OF Jeff Burroughs	Seattle Mariners	No compensation (free agent signing)
May 14, 1982	P Mike Warren Minor league 1B John Evans	Milwaukee Brewers	SS Rob Picciolo
November 15, 1982	P Tom Burgmeier (Boston selected SS Mike Brumley with the A's	Boston Red Sox 2nd round pick)	Free agent signing
November 15, 1982	OF Al Woods	Toronto Blue Jays	DH Cliff Johnson
December 6, 1982	3B Carney Lansford OF Gary Hancock P Jerome King	Boston Red Sox	OF Tony Armas C Jeff Newman
January 17, 1983	Cash	Boston Red Sox	P Brian Kingman
January 18, 1983	SS Bill Almon	Chicago White Sox	Special Selection (1B-OF Ross Mounan)
June 15, 1983	P Ben Callahan 1B Marshall Brant Cash	New York Yankees	P Matt Keough

DATE	ACQUIRED	FROM	IN EXCHANGE FOR
September 2, 1983	Minor league P Tom Dozier P Jim Strickek	St. Louis Cardinals	P Steve Baker
November 21, 1983	P Bill Caudill Minor league P Darrel Akertfelds	Seattle Mariners	P Dave Beard C Bob Kearney
December 6, 1983	C Jim Essian	Cleveland Indians	SS Luis Quinones
December 7, 1983	P Ray Burris	Montreal Expos	OF Rusty McNealy Cash
December 8, 1983	P Tim Stoddard	Baltimore Orioles	3B Wayne Gross
December 28, 1983	2B Joe Morgan	Philadelphia Phillies	No compensation (free agent signing)
January 23, 1984	P Lary Sorensen (Cleveland selected RHP Kurt Dempster with the A's 2nd round pick)	Cleveland Indians	Free agent signing
February 6, 1984	Free agent signing (Oakland selected P Tim Belcher of New York Yankees from the compensation pool)	Baltimore Orioles	P Tom Underwood
March 26, 1984	Minor leaguers P Stan Kyles OF Stan Boderick	Chicago Cubs	P Tim Stoddard
July 15, 1984	P Chuck Rainey	Chicago Cubs	PTBNL
August 31, 1984	PTBNL	Chicago Cubs	UT Davey Lopes
December 7, 1984	P Ray Burris Minor league P Eric Barry PTBNL	Milwaukee Brewers	P Don Sutton
December 8, 1984	P Jay Howell Minor league P Jose Rijo P Eric Plunk P Tim Birtsas OF Stan Javier	New York Yankees	OF Rickey Henderson Minor league P Bert Bradley
December 8, 1984	OF Dave Collins SS Alfredo Griffin	Toronto Blue Jays	P Bill Caudill
December 22, 1984	Cash	Toronto Blue Jays	DH Jeff Burroughs
March 24, 1985	OF Dusty Baker	San Francisco Giants	C Dan Winters P Ed Puikunas P Don Sutton
September 10, 1985	OF Jerome Nelson P Robert Sharpnack	California Angels	P Don Sutton
December 10, 1985	P Joaquin Andujar	St. Louis Cardinals	C Mike Heath P Tim Conroy
March 30, 1986	P Moose Haas	Milwaukee Brewers	SS Steve Kiefer P Peter Kendrick C Charlie O'Brien P Mike Fulmer 2B Brian Graham P Keith Atherton
May 20, 1986	P Eric Broersma	Minnesota Twins	P Keith Atherton
December 11, 1986	P Gene Nelson Minor league P Bruce Tanner	Chicago White Sox	IF Donnie Hill
December 24, 1986	OF Reggie Jackson (California selected P Mike Erb with the A's 2nd round pick)	California Angels	Free agent signing
January 30, 1987	3B Ron Cey	Chicago Cubs	SS Luis Quinones
April 3, 1987	P Dennis Eckersley SS Dan Rohn	Chicago Cubs	OF Dave Wilder SS Brian Guinn P Mark Leonette
August 29, 1987	P Rick Honeycutt	Los Angeles Dodgers	P Tim Belcher
August 30, 1987	P Storm Davis	San Diego Padres	1B Rob Nelson P Dave Leiper
December 6, 1987	C Ron Hassey	Chicago White Sox	No compensation (free agent signing)
December 7, 1987	OF Doug Jennings	California Angels	Rule 5 ML draft
December 8, 1987	OF Dave Parker	Cincinnati Reds	P Jose Rijo P Tim Birtsas
December 11, 1987	P Bob Welch P Matt Young P Jack Savage P Jesse Orosco	Los Angeles Dodgers	SS Alfredo Griffin P Jay Howell
		New York Mets	P Wally Whitehurst P Kevin Tapani P Jack Savage
December 15, 1987	(To Complete Dodger Deal) Free agent signing (Oakland selected C Wynn Beck with the Dodgers' 2nd round pick)	Los Angeles Dodgers	P Jesse Orosco OF Mike Davis

## OAKLAND TRADES, cont.

DATE	ACQUIRED	FROM	IN EXCHANGE FOR
December 21, 1987	OF Dave Henderson	San Francisco Giants	No compensation (free agent signing)
January 4, 1988	IF Glenn Hubbard	Atlanta Braves	No compensation (free agent signing)
February 8, 1988	OF Don Baylor	Minnesota Twins	No compensation (free agent signing)
December 6, 1988	P Mike Moore	Seattle Mariners	Free agent signing
June 20, 1989	OF Rickey Henderson	New York Yankees	P Greg Cadaret P Eric Plunk OF Luis Polonia
August 31, 1989	1B Ken Phelps	New York Yankees	P Scott Holcomb
December 3, 1989	C Jamie Quirk	Baltimore Orioles	No compensation (free agent signing)
December 3, 1989	Free agent signing (Oakland selected P Todd Van Poppel with the Brewers' 1st round pick) (Oakland selected P Kirk Dressendorfer as a compensation pick following the 1st round)	Milwaukee Brewers	DH Dave Parker
December 4, 1989	P Reggie Harris	Boston Red Sox	Rule 5 ML draft
December 5, 1989	Free agent signing (Oakland selected P Curtis Shaw with the Tigers' 2nd round pick)	Detroit Tigers	IF Tony Phillips
December 7, 1989	Free agent signing (Oakland selected C Eric Helfand with the Royals' 2nd round pick) (Oakland selected P Dave Zancanaro as a compensation pick following the 1st round)	Kansas City Royals	P Storm Davis
December 13, 1989	P Scott Sanderson	Chicago Cubs	No compensation (free agent signing)
May 12, 1990	2B Willie Randolph	Los Angeles Dodgers	OF Stan Javier
June 16, 1990	Cash	Cleveland Indians	1B Ken Phelps
August 29, 1990	DH Harold Baines	Texas Rangers	2 PTBNL
August 29, 1990	OF Willie McGee	St. Louis Cardinals	OF Felix Jose Minor League IF Stan Royer RHP Daryl Green Minor League RHP Scott Chiamparino RHP Joe Bitker
September 4, 1990	(To complete Baines deal)	Texas Rangers	Minor League RHP Scott Chiamparino RHP Joe Bitker
December 2, 1990	Free agent signing (Oakland selected P Mike Rossiter as a compensation pick following the 1st round) (Oakland selected OF Mike Neill with the Giants' 2nd round pick)	San Francisco Giants	OF Willie McGee
December 3, 1990	P Joe Turek	Cincinnati Reds	Rule 5 ML Draft
December 3, 1990	C Eddie Taubensee		
December 3, 1990	OF Willie Wilson	Kansas City Royals	No compensation (free agent signing)
December 4, 1990	IF Ernest Riles	San Francisco Giants	OF Darren Lewis PTBNL
December 11, 1990	P Eric Show	San Diego Padres	No compensation (free agent signing)
December 17, 1990	(To complete Riles deal)	San Francisco Giants	Minor league P Pedro Pena
January 3, 1991	Cash	New York Yankees	P Scott Sanderson
January 7, 1991	IF Vance Law	Chunichi Dragons	No compensation (free agent signing)
April 4, 1991	Claimed on waivers (Rule 5)	Cleveland Indians	C Eddie Taubensee
April 5, 1991	Returned (Rule 5)	Cincinnati Reds	P Joe Turek
July 27, 1991	IF Brook Jacoby	Cleveland Indians	Minor league P Apolinar Garcia OF Lee Tinsley
July 31, 1991	P Ron Darling	Montreal Expos	Minor league P Matt Grott P Russ Cormier
January 7, 1992	Free agent signing (Oakland selected SS Gabe Alvarez with the Yankees' 3rd round pick)	New York Yankees	IF Mike Gallego
January 14, 1992	IF Randy Ready	Philadelphia Phillies	No compensation (Free agent signing)
August 31, 1992	P Jeff Russell	Texas Rangers	OF Jose Canseco
	OF Ruben Sierra		
	P Bobby Witt		
	Cash		

DATE	ACQUIRED	FROM	IN EXCHANGE FOR
November 17, 1992	C Eric Helfand PTBNL	Florida Marlins	SS Walt Weiss
November 20, 1992	P Scott Baker	Florida Marlins	(To complete Helfand deal)
December 8, 1992	Free agent signing	Toronto Blue Jays	P Dave Stewart
December 9, 1992	P Storm Davis	Baltimore Orioles	No compensation (Free agent signing)
January 14, 1993	Minor league P Bobby Chouinard P David Plaster	Baltimore Orioles	OF Harold Baines
January 22, 1993	P Joe Boever	Houston Astros	No compensation (Free agent signing)
February 1, 1993	IF Kevin Seitzer	Milwaukee Brewers	No compensation (Free agent signing)

## LOW-HIT GAMES

### NO-HITTERS

**A's (5):** Jim Hunter vs. Minnesota, May 8, 1968 (4-0, perfect game); Vida Blue vs. Minnesota, September 21, 1970 (6-0); Vida Blue, Glenn Abbot, Paul Lindblad and Rollie Fingers vs. California, September 28, 1975 (5-0); Mike Warren vs. Chicago, September 29, 1983 (3-0); Dave Stewart at Toronto, June 29, 1990 (5-0).

**vs. A's (7):** Jim Palmer at Baltimore, August 13, 1969 (0-8); Clyde Wright at California, July 3, 1970 (0-4); Jim Bibby (Texas) at Oakland, July 30, 1973 (0-6); Dick Bosman at Cleveland, July 19, 1974 (0-4); John Odom and Francisco Barrios (Chicago) at Oakland, July 28, 1976 (1-2); Nolan Ryan (Texas) at Oakland, June 11, 1990 (0-5); Bob Milacki, Mike Flanagan, Mark Williamson and Gregg Olson (Baltimore) at Oakland, July 13, 1991 (0-2).

### ONE-HITTERS

**A's (16):** John Odom at Baltimore, June 7, 1969 (6-1); Chuck Dobson at Chicago, May 24, 1970 (5-1); Vida Blue at Kansas City, September 11, 1970 (3-0); Vida Blue vs. Detroit, July 16, 1971 (4-0); Ken Holtzman vs. Detroit, June 8, 1975 (4-0); Jim Perry vs. Baltimore, June 10, 1975 (4-0); Vida Blue vs. Detroit, August 28, 1976 (5-2); Mike Norris at Baltimore, May 9, 1979 (4-2); Rick Langford at California, July 5, 1979 (3-0); Curt Young vs. Kansas City, October 5, 1986 (6-0); Curt Young vs. Chicago, June 9, 1987 (8-3); Dave Stewart vs. Seattle, August 4, 1988 (2-0); **COMBINED:** John Odom, Diego Segui and Jack Aker at Washington, August 10, 1968 (4-1); Ken Holtzman and Rollie Fingers at New York, May 31, 1973 (6-0); Todd Burns, Rick Honeycutt and Eric Plunk at New York, May 26, 1989 (4-0); Ron Darling and Rick Honeycutt at Kansas City, April 14, 1992 (1-3).

**vs. A's (12):** Most recent: Randy Johnson at Seattle, August 14, 1991 (0-4); Brian Holman (Seattle) at Oakland, April 20, 1990 (1-6); **COMBINED:** Most recent: Jim Palmer and Don Stanhouse (Baltimore), May 9, 1979 at Oakland (2-4); Frank Tanana and Don Kirkwood at California, April 26, 1975 (0-1).

### TWO-HITTERS

**A's (40):** Most recent: Ron Darling vs. Toronto, July 25, 1992 (6-0); Ron Darling at Toronto, July 12, 1992 (8-0); Ron Darling at Boston, May 24, 1992 (4-0); Joe Slusarski vs. Baltimore, July 27, 1991 (9-1); **COMBINED:** Most recent: Ron Darling and Dennis Eckersley vs. Minnesota, September 15, 1992 (2-1); Bob Welch, Kelly Downs and Jeff Russell vs. Seattle, September 13, 1992 (3-1); Dave Stewart, Jeff Russell and Dennis Eckersley at California, September 9, 1992 (3-0); Kelly Downs, Jeff Parrett and Rich Gossage vs. Detroit, July 16, 1992 (4-0); Mike Moore and Dennis Eckersley at Toronto, July 11, 1992 (3-1); Joe Slusarski and Dennis Eckersley vs. New York, May 10, 1992 (5-2); Ron Darling, Rick Honeycutt and Gene Nelson at Chicago, September 17, 1991 (0-1); Ron Darling, Rick Honeycutt and Dennis Eckersley vs. Seattle, August 5, 1991 (3-0); Kirk Dressendorfer, Bruce Walton and Dana Allison at New York, May 11, 1991 (10-2).

**vs. A's (42):** Most recent: Jose Guzman (Texas) at Oakland, September 27, 1991 (0-3); Bud Black at Cleveland, July 7, 1990 (0-1); Mark Gubicza at Kansas City, September 16, 1988 (0-3); **COMBINED:** Most recent: Ben McDonald and Alan Mills (Baltimore) at Oakland, September 2, 1992 (1-2); Roger Clemens and Dennis Lamp (Boston) at Oakland, June 8, 1991 (1-8); Ramon Garcia, Scott Radinsky and Bobby Thippen at Chicago, May 31, 1991 (4-5); Chris Bosio and Jamie Navarro (Milwaukee) at Oakland, July 15, 1990 (4-1).

### DID YOU KNOW...

Since 1900, four teams have swept season series, and the A's have been involved in two of them. In 1978 Baltimore won all 11 games against Oakland, but in 1990, the A's were 12-0 against the New York Yankees. The other two times involved Baltimore and Kansas City. Baltimore was 12-0 against Kansas City in 1970, but the Royals won all 12 against the Orioles in 1988.

# OAKLAND A's ALUMNI CLUB

Includes every player who has appeared in at least one game for the Oakland A's from 1968-1992.

## MANAGERS

Bauer, Hank	69
Boros, Steve	83-84
Dark, Alvin	74-75
Kennedy, Bob	68
<b>La Russa, Tony</b>	<b>86-92</b>
Marshall, Jim	79
Martin, Billy	80-82
McKeon, Jack	77-78
McNamara, John	69-70
Moore, Jackie	84-86
Newman, Jeff	86
Tanner, Chuck	76
Williams, Dick	71-73
Winkles, Bobby	77-78

## COACHES

Adair, Jerry	72-74
Boyer, Clete	80-85
Burleson, Rick	91
Didier, Bob	84-86
DiMaggio, Joe	68-69
<b>Duncan, Dave</b>	<b>86-92</b>
Ermer, Cal	77
Fowler, Art	80-82
Hofman, Bob	69-70, 74-78
Hoscheit, Vern	69-74
Jackson, Reggie	91
<b>Kusnyer, Art</b>	<b>89-92</b>
Lachemann, Rene	87-92
Lau, Charlie	70
Lefebvre, Jim	87-88
Lollar, Sherm	68-69
Lonnett, Joe	76
Lumpe, Jerry	71
Maxvill, Dal	75
<b>McKay, Dave</b>	<b>84-92</b>
McKeon, Jack	78
McNamara, John	68-69
Metro, Charlie	82
Mitterwald, George	79-82
Moore, Jackie	81-84
Monchak, Al	76
Newman, Al	76
Newman, Jeff	86
Noren, Irv	71-74
Nottle, Ed	83
Paul, Mike	87-88
Plaza, Ron	86
Posedel, Bill	68-72
Rader, Doug	92
Rettenmund, Merv	89-90
<b>Reynolds, Tommie</b>	<b>89-92</b>
Rudi, Joe	86-87
Saul, Jim	79
Schoendienst, Red	77-78
Schueler, Ron	83-84
Stange, Lee	77-79
Stock, Wes	73-76, 84-86
Walls, Lee	79-82
Watson, Bob	86-88
Williams, Billy	83-85
Winkles, Bobby	74-75

## PLAYERS

<b>A</b>	
Abbott, Glenn	73-76

Adams, Mike	78
Afenir, Troy	90-91
Aker, Jack	68
Akerfelds, Darrel	86
Alexander, Gary	78
Alexander, Matt	75-77
Allen, Dick	77
Allison, Dana	91
Almon, Bill	83-84
Alou, Felipe	70-71
Alou, Jesus	73-74
Alou, Matty	72
Alston, Dell	78
Alyea, Brant	72
Anderson, Dwain	71-72
Andrews, Mike	73
Andujar, Joaquin	86-87
Armas, Tony	77-82
Arndt, Larry	89
Arroyo, Fernando	82, 86
Atherton, Keith	83-86

## B

Babitt, Shooty	81
Bahnsen, Stan	75-77
Baines, Harold	90-92
Bair, Doug	77, 86
Baker, Dusty	85-86
Baker, Steve	82-83
Bando, Sal	68-76
Bando, Chris	89
Bathe, Bill	86
Batton, Chris	76
Baylor, Don	76, 88
Beane, Billy	89
Beard, Dave	80-83
Bernazard, Tony	87
Blefary, Curt	71-72
Bell, Kevin	82
Bettendorf, Jeff	84
Birtsas, Tim	85-86
Bitker, Joe	90

## Blankenship, Lance

Blue, Vida	69-77
Bochte, Bruce	84-86
Bogle, Warren	68
Bordi, Rich	80-81, 88
<b>Bordick, Mike</b>	<b>90-92</b>
Bosetti, Rick	81-82
Bosman, Dick	75-76
Bourque, Pat	73-74
Bradley, Bert	83
Brant, Marshall	83
Briscoe, John	91-92
Broberg, Pete	78
Brooks, Bobby	69-72
<b>Brosius, Scott</b>	<b>91-92</b>
Brown, Darrell	82
Brown, Larry	71-72
Brown, Ollie	72

## Browne, Jerry

Bryant, Derek	79
Budaska, Mark	78, 81
Burgmeier, Tom	83-84
Burke, Glenn	78-79
Burns, Todd	88-91
Burris, Ray	84
Burroughs, Jeff	82-84

## C

Cadaret, Greg	87-89
Callahan, Ben	83
Camacho, Ernie	80
Campaneris, Bert	68-76
Campbell, Kevin	91-92
Canseco, Jose	85-92
Canseco, Ozzie	90
Carty, Rico	73, 78
Cater, Danny	68-69
Caudill, Bill	84, 87
Cepeda, Orlando	72
Cey, Ron	87
Chalk, Dave	79
Chart, Charlie	75
Chitren, Steve	90-91
Cias, Darryl	83
Clark, Ron	71-72
Codioli, Chris	82-87
Colbert, Nate	76
Coleman, Joe	77-78
Collins, Dave	85
Conigliaro, Billy	73
Conroy, Tim	78, 82-85
Corsi, Jim	88-89, 92
Cosey, Ray	80
Cox, Jeff	80-81
Crawford, Willie	77
Cullen, Tim	72

## D

D'Acquisto, John	82
<b>Darling, Ron</b>	<b>91-92</b>
Davalillo, Vic	73-74
Davis, Mike	80-87
<b>Davis, Storm</b>	<b>87-89</b>
Davis, Tommy	70-71
Dawley, Bill	89
Dilone, Miguel	78-79
Dobson, Chuck	68-71, 73
Donaldson, John	68-70, 74
Downing, Al	70
<b>Downs, Kelly</b>	<b>92</b>
Doyle, Brian	81
Dozier, Tom	86
Dressendorfer, Kirk	91
Driscoll, Jim	70
Drumright, Keith	81
Duncan, Dave	68-72
Duncan, Taylor	78
Dunning, Steve	77

## E

<b>Eckersley, Dennis</b>	<b>87-92</b>
Edwards, Mike	78-80
Elliott, Randy	80
Ellis, Dock	77
Epstein, Mike	71-72
Essian, Jim	78-80, 84

## F

Fairly, Ron	76
Farmer, Ed	83
Fernandez, Frank	70-71
Figueroa, Ed	81
Fingers, Rollie	68-76
Fosse, Ray	73-75
Fox, Eric	92

Francona, Tito	69-70	Jones, Jeff	80-84	Mitchell, Paul	76-77
Fuentes, Tito	78	Jorgensen, Mike	77	Monday, Rick	68-71
<b>G</b>		Jose, Felix	88-90	Mooneyham, Bill	86
Gallego, Mike	85-91	Jurak, Ed	88	Moore, Kelvin	81-83
Gardner, Rob	71, 73	<b>K</b>		Moore, Mike	89-92
Garner, Phil	73-76	Kaiser, Jeff	85	Morales, Jose	73
Garrett, Adrian	71-72	Kearney, Bob	81-83	Morgan, Joe	84
Giusti, Dave	77	Keough, Joe	68	Morgan, Mike	78-79
Gonzalez, Orlando	80	Keough, Matt	77-83	Mura, Steve	85
Goodwin, Danny	82	Kiefer, Steve	84-85	Murphy, Dwayne	78-87
Gosger, Jim	68	Kilkenny, Mike	72	Murray, Larry	77-79
Gossage, Rich	92	Kingery, Mike	92	<b>N</b>	
Grabarkewitz, Billy	75	Kingman, Brian	79-82	Nash, Jim	68-69
Grant, Jim	70-71	Kingman, Dave	84-86	<b>Neel, Troy</b>	<b>92</b>
Green, Dick	68-74	Kinney, Dennis	82	Nelson, Gene	87-92
Griffin, Alfredo	85-87	Klimkowski, Ron	71	Nelson, Rob	86-87
Gross, Wayne	76-83, 86	Klink, Joe	90-91	Nettles, Jim	81
Guerrero, Mario	78-80	Klutts, Mickey	79-82	Newman, Jeff	76-82
<b>Guzman, Johnny</b>	<b>91-92</b>	Knowles, Darold	71-74	Norris, Mike	75-83, 90
		Komminsk, Brad	91	North, Bill	73-78
		Krausse, Lew	68-69	Nossek, Joe	69
<b>H</b>		Krueger, Bill	83-87	<b>O</b>	
Haas, Moose	86-87	Kubiak, Ted	68-69, 72-75	O'Brien, Charlie	85
Hamilton, Dave	72-75, 79-80	<b>L</b>		Odom, John	68-75
Hancock, Garry	83-84	Lacey, Bob	77-80	Ontiveros, Steve	85-88
Hanna, Preston	82	Lachemann, Marcell	69-71	Osteen, Darrell	70
Haney, Larry	69-70, 72-76	Lachemann, Rene	68	Otto, Dave	87-90
Harris, Reggie	90-91	Lamp, Dennis	87	Owchinko, Bob	81-82
Harper, Brian	87	Langford, Rick	77-86	<b>P</b>	
Harper, Tommy	75	Lansford, Carney	83-92	Page, Mitchell	77-83
Hassey, Ron	88-90	La Russa, Tony	68-71	Pagliaroni, Jim	68-69
Hawkins, Andy	91	Lauzerique, George	68-69	Panther, Jim	71
Heath, Mike	79-85	Lavelle, Gary	87	Parker, Dave	88-89
Heaverlo, Dave	78-79, 81	Law, Vance	91	Parrett, Jeff	92
Hegan, Mike	71-73	Leiper, Dave	84, 86-87	Parsons, Bill	74
Hemond, Scott	89-92	LeMaster, John	87	Patterson, Daryl	71
Heimuelier, Gorman	83-84	Lewis, Allan	68-70, 72-73	Patterson, Mike	81
<b>Henderson, Dave</b>	<b>88-92</b>	Lewis, Darren	90	Pena, Roberto	70
<b>Henderson, Rickey</b>	<b>79-84, 89-92</b>	Lindblad, Paul	68-71, 73-76	Perez, Marty	77-78
		Lintz, Larry	76-77	Perry, Jim	75
Henderson, Steve	85-87	Locker, Bob	70-72	Peters, Ricky	83, 86
Hendrick, George	71-72	Lopes, Davey	82-84	Phelps, Ken	89-90
Hershberger, Mike	68-69	Lysander, Rick	80	Phillips, Tony	82-89
Hill, Donnie	83-86	<b>M</b>		Picciolo, Rob	77-82, 85
<b>Hillegas, Shawn</b>	<b>92</b>	Mallory, Sheldon	77	Pierce, Tony	68
Holt, Jim	74-76	Mangual, Angel	71-76	Pina, Horacio	73
Holtzman, Ken	72-75	Manrique, Fred	91	Pitts, Gaylen	74-75
<b>Honeycutt, Rick</b>	<b>87-92</b>	Marquez, Gonzalo	72-73	Pizarro, Juan	69
Hooten, Leon	74	Martinez, Marty	72	Plunk, Eric	86-89
Hopkins, Donnie	75-76	Martinez, Teddy	75	Polonia, Luis	87-89
Horlen, Joe	72	Maxvill, Dal	72-75	<b>Q</b>	
<b>Horsman, Vince</b>	<b>92</b>	McCatty, Steve	77-85	Quinones, Luis	83
Horton, Willie	78	McCovey, Willie	76	Quirk, Jamie	89-92
Hosley, Tim	73-74, 76-78, 81	McGee, Willie	90	<b>R</b>	
Hovley, Steve	70-71	<b>McGwire, Mark</b>	<b>86-92</b>	Raczka, Mike	92
Howard, Steve	90	McKay, Dave	80-82	Rainey, Chuck	84
Howell, Jay	85-87	McKinney, Rich	73-75, 77	Ramirez, Milton	79
Howitt, Dann	89-92	McLain, Denny	72	Randolph, Willie	90
Hubbard, Glenn	88-89	McLaughlin, Bo	81-82	Ready, Randy	92
Hudgens, Dave	83	McMullen, Ken	76	Renko, Steve	78
Hunter, Jim	68-74	McNulty, Bill	69, 72	<b>Revenig, Todd</b>	<b>92</b>
<b>J</b>		McNealy, Rusty	83	Revering, Dave	78-81
Jackson, Reggie	68-75, 87	Medich, George	77	Reynolds, Tommy	69
Jacoby, Brook	91	Mercado, Orlando	88	Rijo, Jose	85-87
Javier, Stan	86-90	<b>Mercedes, Henry</b>	<b>92</b>	Riles, Ernest	91
Jennings, Doug	88-91	Meyer, Dan	82-85	Robinson, Bruce	78
John, Tommy	85	Meyer, Scott	78	Robinson, Floyd	68
Johnson, Bob	69-70	Mincher, Don	70-72	Rodriguez, Rick	86-87
Johnson, Cliff	81-82	Minetto, Craig	78-81		
Johnson, Deron	73-74	Mitchell, Craig	75-77		
Johnson, John	78-79				
Johnstone, Jay	73				

**OAKLAND A's ALUMNI CLUB, cont.**

Rodriguez, Roberto	70	Sprague, Ed	68-69	<b>W</b>	
Roland, Jim	69-72	Staggs, Steve	78	Wagner, Mark	84
Roof, Phil	68-69	Stanley, Fred	81-82	Walling, Dennis	75-76
Rudi, Joe	68-76, 82	<b>Steinbach, Terry</b>	<b>86-92</b>	Wallis, Joe	78-79
Russell, Jeff	92	Stewart, Dave	86-92	Walton, Bruce	91-92
		Summers, John	74	Warren, Mike	83-85
<b>S</b>		Sutton, Don	85	Washington, Claudell	74-76
Sakata, Lenn	86			Washington, Herb	74-75
Sanchez, Alex	87	<b>T</b>		Waslewski, Gary	72
Sanders, Ken	68	Tabb, Jerry	77-78	Webster, Ramon	68-69, 71
Sanderson, Scott	90	Talbot, Fred	69-70	Weiss, Walt	87-92
Sands, Charlie	75	Tartabull, Jose	69-70	<b>Welch, Bob</b>	<b>88-92</b>
Sandt, Tommy	75-76	Tellmann, Tom	85	Willard, Jerry	86-87
Sanguillen, Manny	77	Tenace, Gene	69-76	Williams, Billy	75-76
Scott, Rodney	77	Tettleton, Mickey	84-87	Williams, Earl	77
Scott, Dickie	89	Thomasson, Gary	78	Williams, Mark	77
Segui, Diego	68, 70-72	Tillman, Rusty	86	Wilson, Willie	91-92
Sexton, Jim	81-82	Todd, Jim	75-76, 79	Wirth, Alan	78-80
Shamsky, Art	72	Torrealba, Pablo	77	Witmeyer, Ron	91
Shaver, Jeff	88	Torrez, Mike	76-77, 84	<b>Witt, Bobby</b>	<b>92</b>
Shaw, Don	72	Tovar, Cesar	75-76	Womack, Dooley	70
Show, Eric	91	Trillo, Manny	73-74	Woodard, Darrell	78
Siebert, Sonny	75	Tyrone, Jim	77	Woods, Gary	76
<b>Sierra, Ruben</b>	<b>92</b>			Wortham, Rich	83
Sinatro, Matt	87-88	<b>U</b>		Wyatt, John	69
<b>Slusarski, Joe</b>	<b>91-92</b>	Umbarger, Jim	77		
Smith, Mark	83	Underwood, Tom	81-83	<b>Y</b>	
Snyder, Brian	89			Young, Curt	83-91
Sorensen, Lary	84	<b>V</b>		Young, Matt	89
Sosa, Elias	78	<b>Van Poppel, Todd</b>	<b>91</b>		
Souza, Mark	80	Von Ohlen, Dave	86-87		
Spencer, Jim	81-82	Voss, Bill	72		

**OPENING DAY LINEUPS**

<b>1968</b>		<b>1971</b>		<b>1974</b>		<b>1977</b>	
Campaneris	SS	Campaneris	SS	North	CF	North	CF
R. Jackson	RF	F. Alou	LF	Campaneris	SS	Scott	2B
Bando	3B	R. Jackson	RF	Bando	3B	Page	LF
Webster	1B	Mincher	1B	R. Jackson	RF	Allen	1B
Donaldson	2B	Bando	3B	Tenace	1B	Sanguillen	C
Pagliaroni	C	Monday	CF	Rudi	LF	Gross	3B
Gosger	LF	Duncan	C	D. Johnson	DH	E. Williams	DH
Monday	CF	Green	2B	Fosse	C	Armas	RF
Hunter	P	Blue	P	Green	2B	Picciolo	SS
				Hunter	P	M. Torrez	P
<b>1969</b>		<b>1972</b>		<b>1975</b>		<b>1978</b>	
Campaneris	SS	Campaneris	SS	North	CF	Dilone	LF
R. Jackson	RF	Rudi	LF	Campaneris	SS	North	CF
Hershberger	LF	R. Jackson	RF	Bando	3B	Thomasson	1B
Bando	3B	Bando	3B	R. Jackson	RF	Armas	RF
Cater	1B	Epstein	1B	Rudi	1B	G. Alexander	DH
Green	2B	B. Brooks	CF	B. Williams	DH	Essian	C
Monday	CF	Duncan	C	Tenace	C	Gross	3B
Duncan	C	Green	2B	C. Washington	LF	Guerrero	SS
Odom	P	Holtzman	P	Garner	2B	Staggs	2B
				Blue	P	Langford	P
<b>1970</b>		<b>1973</b>		<b>1976</b>		<b>1979</b>	
Campaneris	SS	North	DH	North	CF	Burke	LF
Monday	CF	Maxvill	SS	Campaneris	SS	Dilone	RF
F. Alou	LF	Rudi	LF	C. Washington	RF	Page	DH
R. Jackson	RF	R. Jackson	RF	Baylor	1B	Newman	C
Bando	3B	Bando	3B	Rudi	LF	Revering	1B
Mincher	1B	Tenace	1B	Bando	3B	Edwards	2B
Green	2B	Conigliaro	CF	Tenace	C	Armas	CF
Fernandez	C	Fosse	C	B. Williams	DH	Klutts	3B
Odom	P	Green	2B	Garner	2B	Picciolo	SS
		Hunter	P	M. Torrez	P	Langford	P

<b>1980</b>		<b>1984</b>		<b>1988</b>		<b>1992</b>	
Henderson	LF	Henderson	LF	Phillips	2B	R. Henderson	LF
Murphy	CF	Murphy	CF	Lansford	3B	Wilson	CF
Heath	C	Morgan	2B	Canseco	RF	Canseco	RF
Newman	1B	Lansford	3B	McGwire	1B	Baines	DH
Essian	DH	Bochte	1B	Parker	LF	McGwire	1B
Armas	RF	Kingman	DH	Henderson	CF	Steinbach	C
Guerrero	SS	Davis	RF	Baylor	DH	Lansford	3B
Klutts	3B	Heath	C	Steinbach	C	Bordick	SS
Picciolo	2B	Hill	SS	Weiss	SS	Blankenship	2B
Langford	P	McCatty	P	Stewart	P	Stewart	P
<b>1981</b>		<b>1985</b>		<b>1989</b>		The A's have won 15 and lost 10 on opening day. At the Coliseum they are 11 and 5, on the road they are 4 and 5.	
Henderson	LF	Collins	LF	Phillips	LF		
Murphy	CF	Lansford	3B	D. Henderson	3B		
C. Johnson	DH	Murphy	CF	Lansford	CF		
Armas	RF	Kingman	DH	McGwire	DH		
Heath	C	Bochte	1B	Steinbach	1B		
Newman	1B	Heath	C	Parker	C		
Babitt	2B	Davis	RF	Hubbard	RF		
McKay	3B	Hill	2B	Javier	2B		
Picciolo	SS	Griffin	SS	Weiss	SS		
Norris	P	Codioli	P	Stewart	P		
<b>1982</b>		<b>1986</b>		<b>1990</b>			
Henderson	LF	Phillips	2B	R. Henderson	LF		
Murphy	CF	Murphy	CF	Lansford	3B		
Meyer	DH	Baker	DH	Canseco	RF		
Armas	RF	Kingman	1B	McGwire	1B		
Gross	3B	Canseco	LF	D. Henderson	CF		
Spencer	1B	Lansford	3B	Steinbach	C		
Lopes	2B	Davis	RF	Javier	DH		
Kearney	C	Griffin	SS	Gallego	2B		
Stanley	SS	Tettleton	C	Weiss	SS		
Langford	P	Codioli	P	Stewart	P		
<b>1983</b>		<b>1987</b>		<b>1991</b>			
Henderson	LF	Davis	RF	R. Henderson	LF		
Davis	RF	Phillips	2B	D. Henderson	CF		
Lansford	3B	Lansford	3B	Canseco	RF		
Murphy	CF	Canseco	LF	Baines	DH		
Burroughs	DH	Jackson	DH	Steinbach	C		
Moore	1B	Murphy	CF	McGwire	1B		
Lopes	2B	R. Nelson	1B	Riles	3B		
Kearney	C	Tettleton	C	Weiss	SS		
Phillips	SS	Griffin	SS	Gallego	2B		
Langford	P	Young	P	Stewart	P		

### MOST OPENING DAY STARTS

Bando	9
Jackson	9
Lansford	9
Campaneris	8
R. Henderson	8
Murphy	8
Armas	6
Canseco	6
Green	6
North	6

### MOST STARTS BY POSITION

P: Langford	5, Stewart	5
C: Steinbach	5, Heath	4
1B: McGwire	5, four with 2	4
2B: Green	6, Phillips	3
3B: Bando	9, Lansford	9
SS: Campaneris	8, Weiss	4
DH	4	
C	LF: R. Henderson	8, Rudi
1B	CF: Murphy	8, North
3B	RF: Jackson	8, Armas
SS	Davis	5
2B	DH: Baines	2, Kingman
P	2, BWilliams	2

## A's DOUBLEHEADERS (1968-1992)

TEAM	HOME W-L-S	ROAD W-L-S	TOTALS W-L-S
Baltimore	4-0-1	3-3-6	7-3-7
Boston	1-0-1	0-1-1	1-1-2
California	4-0-6	1-1-2	5-1-8
Chicago	6-5-5	4-5-5	10-10-10
Cleveland	2-0-4	4-2-7	6-2-11
Detroit	1-0-2	1-1-6	2-1-8
Kansas City	4-1-7	3-2-4	7-3-11
Milwaukee	2-0-3	3-0-3	5-0-6
Minnesota	4-3-3	3-9-9	7-12-12
New York	0-1-2	2-0-6	2-1-8
Seattle	2-1-3	0-0-0	2-1-3
Texas	1-3-8	2-2-5	3-5-13
Toronto	1-0-1	1-1-1	2-1-2
<b>TOTALS</b>	<b>32-14-46</b>	<b>27-27-55</b>	<b>59-41-101</b>

In 1992, for the first time in Oakland history, the A's did not play a doubleheader. The A's last doubleheader was June 15, 1991, a split at Milwaukee.

## A's GAMES PLAYED LEADERS BY POSITION

<b>CATCHER</b> <b>Terry Steinbach</b> 623 Mike Heath 537 Gene Tenace 446 Jeff Newman 438 Dave Duncan 423 Jim Essian 316 Ray Fosse 291 Mickey Tettleton 277 Larry Haney 263 Ron Hassey 228	<b>THIRD BASE</b> Sal Bando 623 Carney Lansford 537 Wayne Gross 446 Tony Phillips 438 Mickey Klutts 423 Dave McKay 316 Taylor Duncan 291 Mike Gallego 277 Ernest Riles 263 Vance Law 228	<b>OUTFIELD</b> Dwayne Murphy 1227 <b>Rickey Henderson</b> 1206 Reggie Jackson 1162 Joe Rudi 846 Jose Canseco 807 Mike Davis 695 Bill North 627 <b>Dave Henderson</b> 560 Tony Armas 547 Rick Monday 483
<b>FIRST BASE</b> <b>Mark McGwire</b> 885 Bruce Bochte 387 Gene Tenace 385 Dave Revering 337 Danny Cater 253 Mike Epstein 233 Joe Rudi 218 Jeff Newman 172 Don Mincher 171 Mike Hegan 167	<b>SHORTSTOP</b> Bert Campaneris 885 Walt Weiss 387 Alfredo Griffin 385 Rob Picciolo 337 Mario Guerrero 253 Tony Phillips 233 Mike Gallego 218 <b>Mike Bordick</b> 172 Bill Almon 171 Donnie Hill 167	<b>DESIGNATED HITTER</b> Dave Kingman 428 Mitchell Page 355 Harold Baines 271 Billy Williams 251 Dave Parker 201 Jeff Burroughs 185 Jose Canseco 136 Deron Johnson 129 Cliff Johnson 116 Don Baylor 103
<b>SECOND BASE</b> Dick Green 721 Tony Phillips 463 Mike Gallego 434 Phil Garner 322 Mike Edwards 269 Ted Kubiak 266 Davey Lopes 265 Donnie Hill 194 <b>Lance Blankenship</b> 171 Dave McKay 159		

## THE JUNE DRAFT

### OAKLAND A's FIRST ROUND SELECTIONS (1968-1992)

1968 Pete Broberg*	RHP	1982 Choice to Boston as compensation for Joe Rudi	
1969 Don Stanhouse	RHP/SS		
1970 Dan Ford	OF	1983 Stan Hilton	RHP
1971 William Daniels	RHP	1984 Mark McGwire	1B
1972 Chet Lemon	SS	1985 Walt Weiss	SS
1973 Randy Scarbery	RHP	1986 Scott Hemond	C
1974 Jerry Johnson*	C	1987 Lee Tinsley	OF
1975 Bruce Robinson	C	1988 Stan Royer	3B
1976 Mike Sullivan*	RHP	1989 Choice to Seattle as compensation for Mike Moore	
1977 Craig Harris	RHP		
1978 Mike Morgan	RHP	1990 Todd Van Poppel	RHP
Tim Conroy	LHP	Don Peters	RHP
1979 Juan Bustabad*	INF	1991 Brent Gates	SS
1980 Mike King	LHP	1992 Benji Grigsby	RHP
1981 Tim Pyznarski	3B		

\*Denotes player did not sign with A's

### DID YOU KNOW...

That six of the 37 players on the A's 40-man roster were first round selections in the June free agent draft. They are Ron Darling (9th pick, Texas Rangers, 1981), Dave Henderson (26th pick, Seattle Mariners, 1977), Mark McGwire (10th pick, Oakland A's, 1984), Todd Van Poppel (14th pick, Oakland A's, 1990), Bob Welch (20th pick, Los Angeles Dodgers, 1977) and Bobby Witt (3rd pick, Texas Rangers, 1985).

**OPPONENTS**



# BALTIMORE ORIOLES

## Mailing Address:

Oriole Park at Camden Yards  
333 West Camden Street  
Baltimore, MD 21201  
Phone: (410) 685-9800

Executive V.P./General Manager: Roland Hemond

Field Manager: Johnny Oates

Public Relations Director: Rick Vaughn (410) 547-6155

Assistant Public Relations Director: Bob Miller (410) 547-6156

Traveling Secretary: Phil Itzoe

Orioles hotel in Oakland: Airport Hilton (510) 635-5000

A's hotel in Baltimore: Stouffer Harborplace (410) 547-1200

## SERIES RESULTS (1968-92)

YEAR	HOME	ROAD	TOTALS	YEAR	HOME	ROAD	TOTALS
1968	6-4	3-5	9-9	1981	3-3	2-4	5-7
1969	3-3	1-5	4-8	1982	3-3	2-4	5-7
1970	3-3	2-4	5-7	1983	3-3	1-5	4-8
1971	2-4	2-3	4-7	1984	2-4	4-2	6-6
1972	1-5	5-1	6-6	1985	3-3	2-4	5-7
1973	3-3	4-2	7-5	1986	5-3	2-2	7-5
1974	2-4	4-2	6-6	1987	2-4	3-3	5-7
1975	5-1	3-3	8-4	1988	4-2	4-2	8-4
1976	4-2	4-2	8-4	1989	5-1	2-4	7-5
1977	0-5	2-3	2-8	1990	3-3	5-1	8-4
1978	0-6	0-5	0-11	1991	4-2	5-1	9-3
1979	2-4	2-4	4-8	1992	1-5	5-1	6-6
1980	2-4	3-3	5-7	<b>Totals</b>	<b>71-84</b>	<b>72-75</b>	<b>143-159</b>

Longest A's Winning Streak: 8 (three times), most recent: 7/14/91-5/29/92

Longest Orioles Winning Streak: 13, 8/14/77-4/27/79

Last A's Series Sweep: 5/18-20, 1992 at Baltimore (3 games)

Last Orioles Series Sweep: 8/31-9/2, 1992 at Oakland (3 games)

## A'S BATTING AND PITCHING IN ORIOLE PARK AT CAMDEN YARDS

1992							CAREER									
BATTING	AVG	G	AB	H	HR	RBI	AVG	G	AB	H	HR	RBI				
Blankenship	.235	5	17	4	0	3	.235	5	17	4	0	3				
Bordick	.348	6	23	8	0	2	.348	6	23	8	0	2				
Brosius	---	1	0	0	0	0	---	1	0	0	0	0				
Browne	.318	6	22	7	0	0	.318	6	22	7	0	0				
Henderson, R.	.435	6	23	10	1	3	.435	6	23	10	1	3				
McGwire	.333	4	12	4	1	3	.333	4	12	4	1	3				
Seitzer	.304	6	23	7	0	1	.304	6	23	7	0	1				
Sierra	.185	6	27	5	1	3	.185	6	27	5	1	3				
Steinbach	.259	6	27	7	0	2	.259	6	27	7	0	2				
PITCHING																
ERA	W	L	S	G	IP	H	ER	ERA	W	L	S	G	IP	H	ER	
Davis	2.85	5	1	1	25	47.1	39	15	2.85	5	1	1	25	47.1	39	15
Downs	4.50	0	1	0	1	4.0	3	2	4.50	0	1	0	1	4.0	3	2
Eckersley	0.00	0	0	4	4	4.1	2	0	0.00	0	0	4	4	4.1	2	0
Hillegas	8.31	0	1	0	1	4.1	5	4	8.31	0	1	0	1	4.1	5	4
Honeycutt	0.00	0	0	0	2	1.1	0	0	0.00	0	0	0	2	1.1	0	0
Horsman	---	0	0	0	1	0.0	1	0	---	0	0	0	1	0.0	1	0
Slusarski	3.60	1	0	0	1	5.0	3	2	3.60	1	0	0	1	5.0	3	2
Welch	2.25	1	0	0	1	8.0	7	2	2.25	1	0	0	1	8.0	7	2
Witt	6.35	1	0	0	1	5.2	6	4	6.35	1	0	0	1	5.2	6	4

# BOSTON RED SOX

**Mailing Address:**  
Fenway Park  
4 Yawkey Way  
Boston, MA 02215  
Phone: (617) 267-9440

**Senior V.P./General Manager:** Lou Gorman  
**Field Manager:** Butch Hobson  
**Vice President, Public Relations:** Dick Bresciani (617) 236-6710  
**Director of Baseball Information:** Jim Samia (617) 236-6717  
**Traveling Secretary:** Steve August

**Red Sox hotel in Oakland:** Berkeley Marriott (510) 548-7920  
**A's hotel in Boston:** Sheraton (617) 236-2000

## SERIES RESULTS (1968-92)

YEAR	HOME	ROAD	TOTALS	YEAR	HOME	ROAD	TOTALS
1968	6-3	4-5	10-8	1981	4-2	1-5	5-7
1969	4-2	4-2	8-4	1982	4-2	0-6	4-8
1970	4-2	1-5	5-7	1983	2-4	2-4	4-8
1971	4-2	5-1	9-3	1984	3-3	2-4	5-7
1972	1-5	2-4	3-9	1985	2-4	2-4	4-8
1973	3-3	5-1	8-4	1986	3-3	2-4	5-7
1974	2-4	2-4	4-8	1987	5-1	3-3	8-4
1975	4-2	2-4	6-6	1988	6-0	3-3	9-3
1976	5-1	3-3	8-4	1989	4-2	1-5	5-7
1977	2-4	1-4	3-8	1990	4-2	4-2	8-4
1978	3-2	2-3	5-5	1991	2-4	2-4	4-8
1979	2-4	1-5	3-9	1992	4-2	3-3	7-5
1980	2-4	1-5	3-9	<b>Totals</b>	<b>85-67</b>	<b>58-93</b>	<b>143-160</b>

**Longest A's Winning Streak:** 6, 6/13-8/3, 1969

**Longest Red Sox Winning Streak:** 10, 8/22/82-7/15/83

**Last A's Series Sweep:** 6/1-3, 1992 at Oakland (3 games)

**Last Red Sox Series Sweep:** 9/15-17, 1989 at Boston (3 games)

## A'S BATTING AND PITCHING IN FENWAY PARK

1992

BATTING	1992							CAREER						
	AVG	G	AB	H	HR	RBI	AVG	G	AB	H	HR	RBI		
Blankenship	.333	5	18	6	0	0	.311	18	45	14	1	2		
Bordick	.263	5	19	5	0	0	.267	14	30	8	0	0		
Brosius	.071	4	14	1	0	0	.071	4	14	1	0	0		
Browne	.357	4	14	5	0	2	.248	32	105	26	0	9		
Henderson, D.	---	0	0	0	0	0	.245	110	327	80	9	35		
Henderson, R.	.417	6	24	10	0	4	.314	69	264	83	2	25		
McGwire	.091	3	11	1	0	2	.200	33	125	25	9	29		
Seitzer	.333	7	27	9	0	3	.299	33	134	40	1	13		
Sierra	.400	6	25	10	0	3	.304	38	148	45	2	19		
Steinbach	.190	5	21	4	2	5	.259	23	81	21	5	14		

PITCHING	1992									CAREER								
	ERA	W	L	S	G	IP	H	ER	ERA	W	L	S	G	IP	H	ER		
Darling	1.20	1	0	0	2	15.0	11	2	1.20	1	0	0	2	15.0	11	2		
Davis	8.10	0	1	1	3	3.1	6	3	4.18	4	7	1	14	60.1	59	28		
Downs	1.13	0	0	0	1	8.0	4	1	1.13	0	0	0	1	8.0	4	1		
Eckersley	5.39	0	1	1	2	1.2	2	1	4.10	48	41	7	118	753.0	804	343		
Guzman	---	0	0	0	0	0.0	0	0	13.50	0	0	0	1	2.0	7	3		
Hillegas	---	0	0	0	0	0.0	0	0	0.00	0	0	0	2	4.1	0	0		
Honeycutt	0.00	0	0	0	1	0.1	0	0	4.11	1	2	2	12	35.0	39	16		
Horsman	0.00	0	0	0	1	1.1	1	0	0.00	0	0	0	1	1.1	1	0		
Revenig	0.00	0	0	0	1	1.0	1	0	0.00	0	0	0	1	1.0	1	0		
Slusarski	---	0	0	0	0	0.0	0	0	22.50	0	1	0	1	2.0	4	5		
Welch	---	0	0	0	0	0.0	0	0	3.14	2	2	0	4	28.2	20	10		
Witt	1.29	1	0	0	1	7.0	7	1	4.96	2	3	0	8	49.0	56	27		

# CALIFORNIA ANGELS

**Mailing Address:**  
P.O. Box 2000  
Anaheim, CA 92803  
Phone: (714) 937-7200

**Senior V.P./Dir. Player Personnel:** Whitey Herzog  
**Field Manager:** Buck Rodgers  
**Assistant V.P., Media Relations:** Tim Mead (714) 937-7214  
**Manager, Baseball Information:** Larry Babcock (714) 937-7214  
**Traveling Secretary:** Frank Sims

**Angels hotel in Oakland:** Airport Hilton (510) 635-5000  
**A's hotel in Anaheim:** Doubletree (714) 634-4500

## SERIES RESULTS (1968-92)

YEAR	HOME	ROAD	TOTALS	YEAR	HOME	ROAD	TOTALS
1968	7-2	6-3	13-5	1981	4-2	4-0	8-2
1969	7-2	5-4	12-6	1982	3-4	1-5	4-9
1970	5-4	5-4	10-8	1983	4-2	4-3	8-5
1971	4-5	7-2	11-7	1984	2-5	4-2	6-7
1972	5-4	5-4	10-8	1985	4-2	3-4	7-6
1973	5-4	7-2	12-6	1986	2-5	1-5	3-10
1974	7-2	5-4	12-6	1987	2-4	5-2	7-6
1975	6-3	5-4	11-7	1988	6-1	3-3	9-4
1976	6-3	6-3	12-6	1989	4-2	4-3	8-5
1977	6-1	4-4	10-5	1990	4-3	5-1	9-4
1978	3-5	3-4	6-9	1991	6-0	6-1	12-1
1979	1-5	2-5	3-10	1992	5-2	3-3	8-5
1980	6-1	4-2	10-3	<b>Totals</b>	<b>114-73</b>	<b>107-77</b>	<b>221-150</b>

**Longest A's Winning Streak:** 10, 4/26/91-4/20/92 and 5/26-9/3, 1974

**Longest Angels Winning Streak:** 7, 7/30/86-4/11/87 and 8/8/78-4/21/79

**Last A's Series Sweep:** 8/20-22, 1991 at Oakland (3 games)

**Last Angels Series Sweep:** 8/15-17, 1987 at California (3 games)

## A'S BATTING AND PITCHING IN ANAHEIM STADIUM

1992							CAREER									
BATTING	AVG	G	AB	H	HR	RBI	AVG	G	AB	H	HR	RBI				
Blankenship	.350	6	20	7	1	2	.243	14	37	9	1	4				
Bordick	.174	6	23	4	0	2	.188	11	32	6	0	2				
Brosius	---	1	0	0	0	1	.000	2	4	0	0	1				
Browne	.364	5	11	4	0	1	.266	29	94	25	2	9				
Henderson, D.	.143	3	14	2	0	2	.289	57	194	56	9	28				
Henderson, R.	.091	6	22	2	0	0	.260	71	281	73	8	22				
McGwire	.333	3	12	4	0	2	.267	32	116	31	8	23				
Seitzer	.263	6	19	5	0	2	.252	38	139	35	2	8				
Sierra	.286	4	14	4	0	1	.305	43	164	50	5	21				
Steinbach	.421	6	19	8	1	5	.311	32	119	37	3	18				
PITCHING	ERA	W	L	S	G	IP	H	ER	ERA	W	L	S	G	IP	H	ER
Darling	---	0	0	0	0	0.0	0	0	0.00	1	0	0	1	7.0	3	0
Davis	3.00	0	0	1	1	3.0	5	1	4.01	3	2	1	11	51.2	49	23
Downs	0.00	1	0	0	1	6.1	3	0	0.00	1	0	0	1	6.1	3	0
Eckersley	0.00	0	0	2	2	1.2	0	0	2.49	5	3	14	28	101.1	82	28
Hillegas	9.00	0	0	0	1	1.0	1	1	8.44	0	1	0	3	5.1	9	5
Honeycutt	0.00	0	0	0	1	1.0	0	0	2.93	3	2	0	16	55.1	52	18
Horsman	27.00	0	0	0	1	0.2	1	2	27.00	0	0	0	1	0.2	1	2
Slusarski	---	0	0	0	0	0.0	0	0	5.40	0	0	0	1	3.1	6	2
Welch	6.00	0	1	0	1	6.0	4	4	4.30	4	2	0	6	37.2	31	18
Witt	---	0	0	0	0	0.0	0	0	1.76	2	0	0	2	15.1	6	3

# CHICAGO WHITE SOX

**Mailing Address:**  
Comiskey Park  
333 W. 35th Street  
Chicago, IL 60616  
Phone: (312) 451-5300

**Senior V.P., Major League Operations:** Ron Schueler  
**Field Manager:** Gene Lamont  
**Dir. of Public Relations & Community Affairs:** Doug Abel (312) 451-5301  
**Manager of Publicity:** Dana Noel (312) 451-5303  
**Traveling Secretary:** Glen Rosenbaum

White Sox hotel in Oakland: Airport Hilton (510) 635-5000

A's hotel in Chicago: Westin (312) 943-7200

## SERIES RESULTS (1968-92)

YEAR	HOME	ROAD	TOTALS	YEAR	HOME	ROAD	TOTALS
1968	4-5	4-5	8-10	1981	2-5	4-2	6-7
1969	6-3	4-5	10-8	1982	1-5	3-4	4-9
1970	7-2	9-0	16-2	1983	4-3	1-5	5-8
1971	1-8	6-3	7-11	1984	4-2	3-4	7-6
1972	6-3	2-4	8-7	1985	3-4	2-4	5-8
1973	6-3	6-3	12-6	1986	4-2	2-5	6-7
1974	7-2	4-5	11-7	1987	3-4	1-5	4-9
1975	6-3	3-6	9-9	1988	3-3	5-2	8-5
1976	6-3	3-5	9-8	1989	4-3	4-2	8-5
1977	3-5	2-5	5-10	1990	1-5	4-3	5-8
1978	3-4	5-3	8-7	1991	4-3	2-4	6-7
1979	3-4	1-5	4-9	1992	4-2	4-3	8-5
1980	3-3	4-3	7-6	<b>Totals</b>	<b>98-89</b>	<b>88-95</b>	<b>186-184</b>

Longest A's Winning Streak: 11, 6/20-9/7, 1970

Longest White Sox Winning Streak: 6, 5/15-24, 1979

Last A's Series Sweep: 8/8-10, 1988 at Oakland (3 games)

Last White Sox Series Sweep: 6/22-24, 1990 at Oakland (3 games)

## A'S BATTING AND PITCHING IN NEW COMISKEY PARK

1992							CAREER									
BATTING	AVG	G	AB	H	HR	RBI	AVG	G	AB	H	HR	RBI				
Blankenship	.167	5	12	2	0	0	.294	9	17	5	1	2				
Bordick	.235	6	17	4	0	2	.250	8	20	5	0	2				
Brosius	.000	2	1	0	0	0	.000	4	2	0	0	0				
Browne	.400	7	15	6	1	7	.344	13	32	11	1	8				
Henderson, D.	.000	1	1	0	0	0	.200	7	20	4	0	0				
Henderson, R.	.500	4	14	7	1	1	.292	8	24	7	1	1				
McGwire	.294	5	17	5	2	6	.219	11	32	7	2	6				
Mercedes	1.000	2	1	1	0	0	1.000	2	1	1	0	0				
Neel	.143	4	7	1	0	0	.143	4	7	1	0	0				
Seitzer	.167	5	18	3	2	4	.152	12	33	5	2	5				
Sierra	.220	11	41	9	0	5	.219	17	64	14	2	11				
Steinbach	.143	6	21	3	0	0	.133	9	30	4	0	1				
PITCHING	ERA	W	L	S	G	IP	H	ER	ERA	W	L	S	G	IP	H	ER
Darling	3.97	2	0	0	2	11.1	15	5	2.95	2	1	0	3	18.1	17	6
Davis	10.80	0	0	0	2	5.0	8	6	9.45	0	0	0	4	6.2	12	7
Downs	0.00	0	0	0	1	2.1	0	0	0.00	0	0	0	1	2.1	0	0
Eckersley	2.45	0	0	3	3	3.2	2	1	3.00	0	0	5	5	6.0	4	2
Hillegas	4.50	0	1	0	2	10.0	12	5	3.97	0	1	0	4	11.1	12	5
Honeycutt	0.00	0	0	0	1	0.2	0	0	0.00	0	0	0	2	1.1	0	0
Horsman	0.00	0	0	0	3	2.1	2	0	0.00	0	0	0	3	2.1	2	0
Slusarski	---	0	0	0	0	0.0	0	0	3.00	1	0	0	1	6.0	3	2
Welch	0.00	1	0	0	1	5.0	4	0	0.00	1	0	0	1	5.0	4	0
Witt	8.10	1	1	0	2	10.0	12	9	9.45	1	2	0	3	13.1	17	14

# CLEVELAND INDIANS

**Mailing Address:**  
 Cleveland Stadium  
 Cleveland, OH 44114  
**Phone:** (216) 861-1200

**President and Chief Operating Officer:** John Hart  
**Field Manager:** Mike Hargrove  
**Vice President, Public Relations:** Bob DiBasio (216) 861-4454  
**Manager, Media Relations:** John Maroon (216) 861-4454  
**Traveling Secretary:** Mike Seghi

Indians hotel in Oakland: Waterfront Plaza (510) 836-3800  
 A's hotel in Cleveland: Stouffer Tower (216) 696-5600

## SERIES RESULTS (1968-92)

YEAR	HOME	ROAD	TOTALS	YEAR	HOME	ROAD	TOTALS
1968	7-2	5-4	12-6	1981	1-1	1-2	2-3
1969	3-3	4-2	7-5	1982	3-3	5-1	8-4
1970	3-3	2-4	5-7	1983	1-5	4-2	5-7
1971	4-2	4-2	8-4	1984	2-4	3-3	5-7
1972	6-0	4-2	10-2	1985	5-1	4-2	9-3
1973	5-1	4-2	9-3	1986	2-4	0-6	2-10
1974	4-2	3-3	7-5	1987	4-2	4-2	8-4
1975	5-1	5-1	10-2	1988	5-1	3-3	8-4
1976	4-2	4-2	8-4	1989	4-2	6-0	10-2
1977	1-4	2-3	3-7	1990	5-1	3-3	8-4
1978	3-2	3-3	6-4	1991	3-3	4-2	7-5
1979	3-3	1-5	4-8	1992	3-3	3-3	6-6
1980	4-2	2-4	6-6	<b>Totals</b>	<b>90-57</b>	<b>83-65</b>	<b>173-122</b>

Longest A's Winning Streak: 10, 7/31/71-8/18/72

Longest Indians Winning Streak: 10, 9/25/85-9/14/86

Last A's Series Sweep: 8/28-30, 1992 at Oakland (3 games)

Last Indians Series Sweep: 5/25-27, 1992 at Oakland (3 games)

## A'S BATTING AND PITCHING IN CLEVELAND STADIUM

1992							CAREER						
BATTING	AVG	G	AB	H	HR	RBI	AVG	G	AB	H	HR	RBI	
Blankenship	.267	6	15	4	0	5	.259	12	27	7	0	5	
Bordick	.227	6	22	5	0	0	.200	9	30	6	0	1	
Brosius	.800	1	5	4	2	3	.800	1	5	4	2	3	
Browne	.154	6	13	2	0	0	.294	213	739	217	4	66	
Henderson, D.	---	0	0	0	0	0	.274	55	190	52	5	34	
Henderson, R.	---	1	0	0	0	0	.324	73	278	90	12	35	
McGwire	.045	6	22	1	1	1	.285	36	130	37	11	25	
Neel	.375	3	8	3	1	2	.375	3	8	3	1	2	
Seitzer	.174	6	23	4	0	2	.233	31	116	39	1	12	
Sierra	.409	6	22	9	2	9	.271	38	144	39	7	28	
Steinbach	.429	6	21	9	0	0	.325	31	117	38	4	14	

PITCHING										CAREER									
ERA	W	L	S	G	IP	H	ER	ERA	W	L	S	G	IP	H	ER				
Darling	12.86	0	2	0	2	7.0	14	10	12.86	0	2	0	2	7.0	14	10			
Davis	3.00	1	0	0	2	3.0	3	1	2.82	7	0	0	14	70.1	58	22			
Downs	12.00	0	1	0	1	3.0	8	4	12.00	0	1	0	1	3.0	8	4			
Eckersley	0.00	0	0	2	2	2.1	1	0	3.23	28	20	5	72	398.1	337	143			
Hillegas	---	0	0	0	0	0.0	0	0	3.19	3	3	5	33	59.1	42	21			
Honeycutt	7.71	0	0	0	3	2.1	6	2	4.76	4	4	1	17	51.0	52	27			
Horsman	0.00	0	0	0	2	0.1	2	0	0.00	0	0	0	3	1.2	2	0			
Slusarski	---	0	0	0	0	0.0	0	0	8.31	0	0	0	1	4.1	5	4			
Welch	2.84	1	0	0	1	6.1	10	2	3.05	3	0	0	6	38.1	47	13			
Witt	6.35	0	1	0	1	5.2	10	4	4.88	3	4	0	9	55.1	46	30			

# DETROIT TIGERS

**Mailing Address:**  
Tiger Stadium  
Detroit, MI 48216  
Phone: (313) 962-4000

**General Manager:** Jerry Walker  
**Field Manager:** Sparky Anderson  
**Senior Director, Public Relations:** Dan Ewald (313) 962-4000  
**Director, Public Relations:** Greg Shea (313) 962-4000  
**Traveling Secretary:** Bill Brown

**Tigers hotel in Oakland:** Airport Hilton (510) 635-5000  
**A's hotel in Detroit:** 1st Trip: Omni International (313) 222-7700  
2nd Trip: Ritz Carlton (313) 441-2000

## SERIES RESULTS (1968-92)

YEAR	HOME	ROAD	TOTALS	YEAR	HOME	ROAD	TOTALS
1968	3-6	2-7	5-13	1981	2-1	0-0	2-1
1969	3-3	2-4	5-7	1982	2-4	1-5	3-9
1970	3-3	3-3	6-6	1983	4-2	2-4	6-6
1971	4-2	4-2	8-4	1984	3-3	0-6	3-9
1972	4-2	4-2	8-4	1985	2-4	2-4	4-8
1973	4-2	1-5	5-7	1986	4-2	2-4	6-6
1974	3-3	4-2	7-5	1987	4-2	3-3	7-5
1975	2-4	4-2	6-6	1988	4-2	4-2	8-4
1976	4-2	2-4	6-6	1989	4-2	4-2	8-4
1977	3-2	2-3	5-5	1990	4-2	2-4	6-6
1978	2-3	2-3	4-6	1991	4-2	4-2	8-4
1979	2-4	3-3	5-7	1992	4-2	2-4	6-6
1980	4-2	2-4	6-6	<b>Totals</b>	<b>82-66</b>	<b>61-84</b>	<b>143-150</b>

**Longest A's Winning Streak:** 7, 9/6/86-5/9/87  
**Longest Tigers Winning Streak:** 6, 9/2-15, 1968 and 5/18-30, 1982  
**Last A's Series Sweep:** 7/22-24, 1988 at Oakland (3 games)  
**Last Tigers Series Sweep:** 8/20-22, 1984 at Detroit (3 games)

## A'S BATTING AND PITCHING IN TIGER STADIUM

1992							CAREER									
BATTING	AVG	G	AB	H	HR	RBI	AVG	G	AB	H	HR	RBI				
Blankenship	.278	5	18	5	0	1	.323	13	31	10	0	1				
Bordick	.263	6	19	5	0	2	.182	10	33	6	0	3				
Brosius	.333	2	6	2	0	0	.308	5	13	4	0	1				
Browne	.250	6	16	4	1	2	.243	23	74	18	1	3				
Henderson, D.	.286	2	7	2	0	0	.248	43	149	37	2	16				
Henderson, R.	.286	3	14	4	0	2	.298	61	238	71	11	23				
McGwire	.429	6	21	9	3	8	.305	38	141	43	18	39				
Neel	.000	2	5	0	0	0	.000	2	5	0	0	0				
Seitzer	.429	7	28	12	1	3	.336	31	116	39	1	12				
Sierra	.471	4	17	8	0	4	.240	38	146	35	8	32				
Steinbach	.200	5	15	3	0	0	.272	28	92	25	4	12				
PITCHING	ERA	W	L	S	G	IP	H	ER	ERA	W	L	S	G	IP	H	ER
Darling	4.50	0	1	0	1	6.0	8	3	4.50	0	1	0	1	6.0	8	3
Davis	2.25	0	0	0	2	4.0	2	1	2.65	5	2	0	13	57.2	38	17
Eckersley	0.00	0	0	2	2	1.1	2	0	2.75	4	5	11	25	91.2	76	28
Hillegas	13.50	0	1	0	1	3.1	7	5	4.82	0	1	1	6	9.1	9	5
Honeycutt	54.00	0	0	0	1	0.1	2	2	4.41	0	4	0	17	51.0	58	25
Horsman	0.00	1	0	0	4	1.1	1	0	0.00	1	0	0	4	1.1	1	0
Slusarski	7.20	0	0	0	1	5.0	4	4	4.09	1	0	0	2	11.0	12	5
Welch	7.50	0	1	0	1	6.0	5	5	5.57	2	5	0	7	42.0	41	26
Witt	---	0	0	0	0	0.0	0	0	5.36	2	3	0	7	47.0	38	28

# KANSAS CITY ROYALS

**Mailing Address:**  
P.O. Box 419969  
Kansas City, MO 64141  
Phone: (816) 921-2200

**Executive V.P. & General Manager:** Herk Robinson  
**Field Manager:** Hal McRae  
**Vice President, Public Relations:** Dean Vogelaar (816) 921-8154  
**Assistant Director of Public Relations:** Steve Fink (816) 921-8154  
**Traveling Secretary:** Dave Witt

**Royals hotel in Oakland:** Airport Hilton (510) 635-5000  
**A's hotel in Kansas City:** Ritz Carlton (816) 756-1500

## SERIES RESULTS (1969-92)

YEAR	HOME	ROAD	TOTALS	YEAR	HOME	ROAD	TOTALS
1969	4-5	6-3	10-8	1982	3-3	3-4	6-7
1970	7-2	4-5	11-7	1983	4-3	2-4	6-7
1971	7-2	6-3	13-5	1984	4-2	4-3	8-5
1972	7-2	4-5	11-7	1985	3-4	2-4	5-8
1973	6-3	4-5	10-8	1986	2-4	3-4	5-8
1974	7-2	3-6	10-8	1987	3-4	5-1	8-5
1975	8-1	3-6	11-7	1988	2-4	3-4	5-8
1976	5-4	4-5	9-9	1989	4-3	2-4	6-7
1977	5-3	1-6	6-9	1990	5-1	4-3	9-4
1978	3-4	2-6	5-10	1991	4-3	3-3	7-6
1979	3-4	1-5	4-9	1992	5-1	4-3	9-4
1980	4-2	3-4	7-6	<b>Totals</b>	<b>106-68</b>	<b>78-97</b>	<b>184-165</b>
1981	1-2	2-1	3-3				

**Longest A's Winning Streak:** 5, 9/4-12, 1970 and 9/28/71-4/19/72

**Longest Royals Winning Streak:** 8, 9/4/78-6/18/79

**Last A's Series Sweep:** 4/6-9, 1992 at Oakland (3 games)

**Last Royals Series Sweep:** 6/14-16, 1988 at Oakland (3 games)

## A'S BATTING AND PITCHING IN ROYALS STADIUM

1992								CAREER							
BATTING	AVG	G	AB	H	HR	RBI		AVG	G	AB	H	HR	RBI		
Blankenship	.286	4	14	4	1	1		.195	17	41	8	1	1		
Bordick	.208	7	24	5	0	1		.289	14	45	13	0	7		
Brosius	.125	2	8	1	0	2		.231	4	13	3	0	3		
Browne	.500	2	6	3	0	1		.282	20	71	20	0	4		
Henderson, D.	---	0	0	0	0	0		.232	57	164	38	4	22		
Henderson, R.	.087	7	23	2	1	4		.322	78	292	94	6	24		
McGwire	.320	7	25	8	1	2		.290	41	145	42	5	23		
Seitzer	.240	6	25	6	0	5		.319	378	1388	443	19	156		
Sierra	.333	3	12	4	0	0		.327	40	165	54	5	31		
Steinbach	.364	3	11	4	0	3		.284	29	95	27	0	11		

PITCHING																
	ERA	W	L	S	G	IP	H	ER	ERA	W	L	S	G	IP	H	ER
Darling	4.09	0	0	0	2	11.0	11	5	6.19	0	1	0	3	16.0	18	11
Davis	5.40	0	0	0	2	1.2	4	1	4.42	11	12	0	50	183.1	204	90
Downs	15.00	0	1	0	1	3.0	6	5	15.00	0	1	0	1	3.0	6	5
Eckersley	0.00	0	0	1	1	1.0	0	0	4.23	3	7	9	21	72.1	72	34
Hillegas	---	0	0	0	0	0.0	0	0	1.26	1	1	0	5	14.1	12	2
Honeycutt	0.00	0	1	0	4	5.0	3	0	3.79	1	3	2	16	35.2	43	15
Horsman	0.00	0	0	1	2	3.2	5	0	0.00	0	0	1	2	3.2	5	0
Slusarski	13.50	0	0	0	1	3.1	7	5	13.50	0	0	0	1	3.1	7	5
Welch	2.25	1	0	0	1	8.0	11	2	4.62	5	1	0	8	48.2	59	25
Witt	---	0	0	0	0	0.0	0	0	3.72	2	2	0	6	38.2	27	16

# MILWAUKEE BREWERS

**Mailing Address:**

Milwaukee County Stadium  
 P.O. Box 3099  
 Milwaukee, WI 53201-3099  
 Phone: (414) 933-4114

**Senior V.P., Baseball Operations:** Sal Bando

**Field Manager:** Phil Garner

**Director of Media Relations:** Tom Skibosh (414) 933-6975

**Assistant Director of Media Relations:** Jon Greenberg (414) 933-6975

**Traveling Secretary:** Steve Ethier

**Brewers hotel in Oakland:** Airport Hilton (510) 635-5000

**A's hotel in Milwaukee:** Pfister (414) 273-8222

## SERIES RESULTS (1970-92)

YEAR	HOME	ROAD	TOTALS	YEAR	HOME	ROAD	TOTALS
1970	6-3	4-5	10-8	1982	2-4	3-3	5-7
1971	7-2	8-1	15-3	1983	4-2	2-4	6-6
1972	4-2	4-2	8-4	1984	4-2	4-2	8-4
1973	4-2	4-2	8-4	1985	4-2	5-1	9-3
1974	4-2	3-3	7-5	1986	5-1	2-4	7-5
1975	3-3	4-2	7-5	1987	3-3	3-3	6-6
1976	5-1	2-4	7-5	1988	4-2	5-1	9-3
1977	3-2	2-3	5-5	1989	4-2	3-3	7-5
1978	0-5	1-4	1-9	1990	5-1	2-4	7-5
1979	4-2	2-4	6-6	1991	3-3	1-5	4-8
1980	2-4	3-3	5-7	1992	3-3	2-4	5-7
1981	2-1	0-3	2-4	<b>Totals</b>	<b>85-54</b>	<b>69-70</b>	<b>154-124</b>

**Longest A's Winning Streak:** 9, 10/1/70-6/20/71

**Longest Brewers Winning Streak:** 8, 6/16/91-6/8/92 and 5/30/78-5/18/79

**Last A's Series Sweep:** 6/4-6, 1991 at Oakland (3 games)

**Last Brewers Series Sweep:** 9/25-27, 1992 at Milwaukee (3 games)

## A'S BATTING AND PITCHING IN COUNTY STADIUM

1992							CAREER						
PLAYER	AVG	G	AB	H	HR	RBI	AVG	G	AB	H	HR	RBI	
Blankenship	.050	6	20	1	0	1	.100	16	40	4	0	3	
Bordick	.368	6	19	7	0	2	.320	9	25	8	0	2	
Brosius	---	1	0	0	0	0	---	1	0	0	0	0	
Browne	.118	5	17	2	0	0	.228	29	92	21	2	12	
Henderson, D.	.000	1	1	0	0	0	.262	55	187	49	4	13	
Henderson, R.	.000	1	1	0	0	0	.259	64	239	62	6	27	
McGwire	.381	6	21	8	2	6	.288	33	111	32	9	28	
Mercedes	---	1	0	0	0	0	---	1	0	0	0	0	
Neel	.000	1	1	0	0	0	.000	1	1	0	0	0	
Seitzer	.236	75	259	61	2	32	.234	100	355	83	2	34	
Sierra	.154	9	39	6	0	2	.252	41	163	41	3	23	
Steinbach	.273	4	11	3	1	1	.347	26	95	33	3	15	

PITCHING									
	ERA	W	L	S	G	IP	H	ER	
Darling	1.93	1	1	0	2	14.0	12	3	2.14
Davis	3.86	0	1	1	3	4.2	2	2	3.25
Downs	3.38	0	0	0	1	2.2	3	1	3.38
Eckersley	0.00	0	0	1	2	2.0	3	0	2.67
Hillegas	4.50	0	0	0	1	2.0	3	1	4.34
Honeycutt	9.00	0	0	0	1	1.0	2	1	5.05
Horsman	0.00	0	0	0	1	1.0	1	0	0.00
Slusarski	7.20	0	1	0	1	5.0	7	4	6.52
Welch	---	0	0	0	0	0.0	0	0	5.12
Witt	2.12	0	0	0	3	17.0	11	4	3.26

# MINNESOTA TWINS

**Mailing Address:**  
The Metrodome  
501 Chicago Avenue South  
Minneapolis, MN 55415  
Phone: (612) 375-1366

**Executive V.P./General Manager:** Andy MacPhail  
**Field Manager:** Tom Kelly  
**Director of Media Relations:** Rob Antony (612) 375-7489  
**Assistant Director of Media Relations:** Steve Rausch  
**Traveling Secretary:** Remzi Kiratli

Twins hotel in Oakland: Airport Hilton (510) 635-5000  
A's hotel in Minnesota: Hyatt Regency (612) 370-1234

## SERIES RESULTS (1968-92)

YEAR	HOME	ROAD	TOTALS	YEAR	HOME	ROAD	TOTALS
1968	6-3	4-5	10-8	1981	3-0	5-2	8-2
1969	3-6	2-7	5-13	1982	5-2	5-1	10-3
1970	2-7	3-6	5-13	1983	4-2	5-2	9-4
1971	5-4	5-4	10-8	1984	4-3	1-5	5-8
1972	6-2	3-6	9-8	1985	3-1	2-7	5-8
1973	2-7	2-7	4-14	1986	4-3	3-3	7-6
1974	7-2	6-3	13-5	1987	3-3	0-7	3-10
1975	6-3	6-3	12-6	1988	4-3	4-2	8-5
1976	6-3	1-8	7-11	1989	4-2	3-4	7-6
1977	4-3	2-5	6-8	1990	5-2	2-4	7-6
1978	3-5	3-4	6-9	1991	3-3	2-5	5-8
1979	2-4	2-5	4-9	1992	4-3	4-2	8-5
1980	5-2	2-4	7-6	<b>Totals</b>	<b>103-78</b>	<b>77-111</b>	<b>180-189</b>

Longest A's Winning Streak: 9, 8/13/80-4/22/81

Longest Twins Winning Streak: 8, 8/11/78-5/28/79

Last A's Series Sweep: 9/14-16, 1992 at Oakland (3 games)

Last Twins Series Sweep: 6/26-28, 1989 at Minnesota (3 games)

## A'S BATTING AND PITCHING IN METRODOME

1992							CAREER						
BATTING	AVG	G	AB	H	HR	RBI	AVG	G	AB	H	HR	RBI	
Blankenship	.000	3	8	0	0	0	.222	14	27	6	0	3	
Bordick	.455	6	22	10	0	4	.375	10	32	12	0	5	
Brosius	---	0	0	0	0	0	.250	2	4	1	0	0	
Browne	.167	2	6	1	0	0	.213	27	89	19	1	5	
Henderson, D.	---	0	0	0	0	0	.232	54	177	41	2	15	
Henderson, R.	.188	4	16	3	0	0	.298	62	228	68	7	29	
McGwire	.526	6	19	10	3	6	.244	36	123	30	8	19	
Seitzer	.263	5	19	5	0	1	.300	35	140	42	2	13	
Sierra	.393	7	28	11	1	1	.281	46	196	55	5	21	
Steinbach	.571	5	21	12	2	8	.256	31	117	30	3	14	

PITCHING																
	ERA	W	L	S	G	IP	H	ER	ERA	W	L	S	G	IP	H	ER
Darling	10.38	0	0	0	1	4.1	10	5	10.38	0	0	0	1	4.1	10	5
Davis	1.08	1	0	0	3	8.1	5	1	3.21	6	3	0	15	70.0	65	25
Eckersley	1.59	0	0	3	4	5.2	3	1	3.74	2	1	11	18	43.1	42	18
Hillegas	0.00	0	0	0	1	1.0	1	0	5.65	0	2	2	6	14.1	16	9
Honeycutt	10.80	0	0	0	2	1.2	6	2	9.24	0	2	0	10	12.2	27	13
Horsman	0.00	0	0	0	1	1.0	1	0	0.00	0	0	0	2	2.1	3	0
Slusarski	3.60	1	0	0	1	5.0	4	2	8.00	1	0	0	2	9.0	11	8
Welch	1.29	1	0	0	1	7.0	2	1	7.67	2	4	0	6	31.2	44	27
Witt	6.75	0	2	0	2	12.0	19	9	3.39	5	3	0	9	63.2	55	24

# NEW YORK YANKEES

**Mailing Address:**  
 Yankee Stadium  
 Bronx, NY 10451  
**Phone:** (718) 293-4300

**V.P. & General Manager:** Gene Michael  
**Field Manager:** Buck Showalter  
**Senior Vice President:** Arthur Richman (718) 579-4455  
**Director of Media Relations:** Jeff Idelson (718) 579-4456  
**Traveling Secretary:** David Szen

Yankees hotel in Oakland: Waterfront Plaza (510) 836-3800

A's hotel in New York: Grand Hyatt (718) 883-1234

## SERIES RESULTS (1968-92)

YEAR	HOME	ROAD	TOTALS	YEAR	HOME	ROAD	TOTALS
1968	2-7	6-3	8-10	1981	2-2	1-2	3-4
1969	5-1	1-5	6-6	1982	3-3	2-4	5-7
1970	4-2	2-4	6-6	1983	2-4	2-4	4-8
1971	2-4	5-1	7-5	1984	3-3	1-5	4-8
1972	4-2	5-1	9-3	1985	4-2	1-5	5-7
1973	5-1	3-3	8-4	1986	4-2	3-3	7-5
1974	3-3	2-4	5-7	1987	4-2	3-3	7-5
1975	3-3	3-3	6-6	1988	4-2	2-4	6-6
1976	2-4	4-2	6-6	1989	4-2	5-1	9-3
1977	1-4	1-5	2-9	1990	6-0	6-0	12-0
1978	2-3	0-5	2-8	1991	3-3	3-3	6-6
1979	1-5	2-4	3-9	1992	4-2	2-4	6-6
1980	3-3	1-5	4-8	<b>Totals</b>	<b>80-69</b>	<b>66-83</b>	<b>146-152</b>

Longest A's Winning Streak: 16, 9/9/89 to 5/1/91

Longest Yankees Winning Streak: 8, 6/12/78-4/24/79

Last A's Series Sweep: 5/8-10, 1992 at Oakland (3 games)

Last Yankees Series Sweep: 9/5-8, 1985 at New York (4 games)

## A'S BATTING AND PITCHING IN YANKEE STADIUM

1992							CAREER									
BATTING							BATTING									
	AVG	G	AB	H	HR	RBI	AVG	G	AB	H	HR	RBI				
Blankenship	.000	5	10	0	0	0	.192	13	26	5	0	0				
Bordick	.211	6	19	4	0	0	.321	10	28	9	0	0				
Brosius	.200	2	5	1	0	0	.200	2	5	1	0	0				
Browne	.133	5	15	2	0	1	.154	22	65	10	0	3				
Henderson, D.	---	0	0	0	0	0	.196	48	168	33	4	21				
Henderson, R.	.211	6	19	4	1	1	.284	341	1265	359	40	129				
McGwire	.227	6	22	5	0	4	.204	38	137	28	7	19				
Seitzer	.222	7	27	6	0	6	.248	34	125	31	1	17				
Sierra	.462	3	13	6	0	1	.289	35	135	39	1	14				
Steinbach	.250	3	8	2	0	1	.284	26	95	27	3	18				
PITCHING							PITCHING									
	ERA	W	L	S	G	IP	H	ER	ERA	W	L	S	G	IP	H	ER
Darling	5.79	1	0	0	2	9.1	16	6	5.79	1	0	0	2	9.1	16	6
Davis	---	0	0	0	0	0.0	0	0	2.02	2	2	0	7	35.2	25	8
Eckersley	0.00	0	0	2	2	2.0	3	0	5.38	4	6	7	25	85.1	96	51
Hillegas	4.43	0	2	0	11	42.2	48	21	4.42	0	4	0	15	57.0	63	28
Honeycutt	10.80	0	0	0	2	1.2	4	2	4.22	3	6	3	21	59.2	72	28
Horsman	0.00	0	0	0	2	1.0	0	0	0.00	0	0	0	2	1.0	0	0
Welch	4.50	0	1	0	1	6.0	10	3	3.31	2	1	0	5	35.1	35	13
Witt	---	0	0	0	0	0.0	0	0	8.13	1	6	0	7	34.1	33	31

# SEATTLE MARINERS

**Mailing Address:**  
P.O. Box 4100  
Seattle, WA 98104  
**Phone:** (206) 628-3555

**V.P./Baseball Operations:** Woody Woodward  
**Field Manager:** Lou Piniella  
**Director of Public Relations:** Dave Aust (206) 343-4608  
**Asst. Dir. of Public Relations:** Pete Vanderwarker (206) 343-4664  
**Traveling Secretary:** Craig Detwiler

**Mariners hotel in Oakland:** Waterfront Plaza (510) 836-3800  
**A's hotel in Seattle:** Crowne Plaza (206) 464-1980

## SERIES RESULTS (1977-92)

YEAR	HOME	ROAD	TOTALS	YEAR	HOME	ROAD	TOTALS
1977	3-4	4-4	7-8	1986	5-2	5-1	10-3
1978	7-1	6-1	13-2	1987	3-3	2-5	5-8
1979	5-1	3-4	8-5	1988	5-2	4-2	9-4
1980	4-3	4-2	8-5	1989	5-1	4-3	9-4
1981	3-1	3-0	6-1	1990	4-3	5-1	9-4
1982	4-3	2-4	6-7	1991	6-0	0-7	6-7
1983	4-2	5-2	9-4	1992	7-0	5-1	12-1
1984	6-1	2-4	8-5	<b>Totals</b>	<b>76-28</b>	<b>57-45</b>	<b>133-73</b>
1985	5-1	3-4	8-5				

**Longest A's Winning Streak:** 11, 6/22-9/18, 1992

**Longest Mariners Winning Streak:** 4, 5/9/84-7/29/84 and 8/12-15, 1991

**Last A's Series Sweep:** 9/10-13, 1992 at Oakland (4 games)

**Last Mariners Series Sweep:** 8/12-15, 1991 at Seattle (4 games)

## A'S BATTING AND PITCHING IN THE KINGDOM

1992							CAREER						
BATTING	AVG	G	AB	H	HR	RBI	AVG	G	AB	H	HR	RBI	
Blankenship	.200	5	15	3	0	0	.200	14	40	8	1	4	
Bordick	.375	4	16	6	0	3	.286	12	28	8	0	4	
Brosius	---	0	0	0	0	0	.429	3	7	3	1	1	
Browne	.353	5	17	6	0	1	.241	33	116	28	0	5	
Henderson, D.	.000	1	1	0	0	0	.267	333	1111	297	52	159	
Henderson, R.	.100	4	10	1	0	0	.270	64	237	64	9	27	
McGwire	.208	6	24	5	2	7	.225	34	111	25	6	17	
Mercedes	---	1	0	0	0	0	---	1	0	0	0	0	
Neel	.333	2	6	2	0	0	.333	2	6	2	0	0	
Seltzer	.500	5	18	9	0	5	.316	35	133	42	3	17	
Sierra	.317	10	41	13	3	13	.328	49	204	67	10	34	
Steinbach	.600	5	15	9	1	3	.275	32	109	30	2	14	

1992										CAREER									
PITCHING	ERA	W	L	S	G	IP	H	ER		ERA	W	L	S	G	IP	H	ER		
Darling	---	0	0	0	0	0.0	0	0		5.40	0	0	0	1	5.0	5	3		
Davis	13.50	0	0	0	1	1.1	2	2		5.81	5	2	0	13	57.1	60	37		
Downs	0.00	0	0	0	1	4.0	2	0		0.00	0	0	0	1	4.0	2	0		
Eckersley	1.59	0	0	5	5	5.2	4	1		3.01	4	4	12	23	68.2	66	23		
Hillegas	12.60	0	1	0	1	5.0	11	7		9.60	0	1	0	6	15.0	24	16		
Honeycutt	0.00	0	0	0	2	2.2	2	0		4.31	18	24	1	69	344.1	355	165		
Horsman	0.00	1	0	0	2	1.1	0	0		0.00	1	0	0	3	1.2	0	0		
Slusarski	---	0	0	0	0	0.0	0	0		3.38	0	1	0	2	13.1	11	5		
Welch	6.00	1	1	0	2	12.0	12	8		3.98	2	4	0	8	52.0	48	23		
Witt	---	0	0	0	0	0.0	0	0		6.12	2	2	0	5	32.1	34	22		

# TEXAS RANGERS

**Mailing Address:**  
 P.O. Box 90111  
 Arlington, TX 76004  
 Phone: (817) 273-5222

**V.P., General Manager:** Tom Grieve  
**Field Manager:** Kevin Kennedy  
**V.P., Public Relations:** John Blake (817) 273-5208  
**Director, Publications:** Larry Kelly (817) 273-5202  
**Traveling Secretary:** Dan Schimek

**Rangers hotel in Oakland:** Airport Hilton (510) 635-5000  
**A's hotel in Texas:** 1st Trip: Omni Mandalay (214) 556-0800  
 2nd Trip: Marriott (817) 261-8200

## SERIES RESULTS (1972-92)

YEAR	HOME	ROAD	TOTALS	YEAR	HOME	ROAD	TOTALS
1972	4-2	7-2	11-4	1983	2-5	0-6	2-11
1973	7-2	4-5	11-7	1984	5-1	3-4	8-5
1974	3-6	5-4	8-10	1985	3-4	3-3	6-7
1975	6-3	6-3	12-6	1986	2-4	1-6	3-10
1976	4-5	3-6	7-11	1987	3-4	3-3	6-7
1977	2-6	0-7	2-13	1988	4-2	4-3	8-5
1978	4-2	2-7	6-9	1989	4-3	4-2	8-5
1979	1-6	1-5	2-11	1990	3-3	5-2	8-5
1980	3-3	4-3	7-6	1991	2-5	2-4	4-9
1981	2-1	2-1	4-2	1992	4-2	5-2	9-4
1982	3-3	2-5	5-8	<b>Totals</b>	<b>71-72</b>	<b>66-83</b>	<b>137-155</b>

**Longest A's Winning Streak:** 8, 6/12-9/29, 1992 and 6/23-9/26, 1984

**Longest Rangers Winning Streak:** 13, 7/6/77-5/18/78

**Last A's Series Sweep:** 8/3-6, 1992 at Texas (4 games)

**Last Rangers Series Sweep:** 6/25-27, 1991 at Oakland (3 games)

## A'S BATTING AND PITCHING IN ARLINGTON STADIUM

1992							CAREER						
BATTING	AVG	G	AB	H	HR	RBI	AVG	G	AB	H	HR	RBI	
Blankenship	.400	3	10	4	0	2	.367	16	30	11	0	5	
Bordick	.286	7	21	6	0	4	.263	15	38	10	0	6	
Brosius	.500	1	4	2	0	0	.500	2	4	2	0	0	
Browne	.375	2	8	3	0	4	.285	138	453	129	3	49	
Henderson, D.	---	0	0	0	0	0	.219	64	196	43	8	29	
Henderson, R.	.304	7	23	7	1	4	.281	78	303	85	8	34	
McGwire	.190	7	21	4	1	1	.218	36	110	24	11	22	
Seitzer	.238	5	21	5	0	1	.279	36	129	36	3	12	
Sierra	.230	62	239	55	8	30	.280	512	1963	550	89	351	
Steinbach	.400	3	10	4	1	4	.270	30	89	24	6	22	

PITCHING									CAREER								
ERA	W	L	S	G	IP	H	ER	ERA	W	L	S	G	IP	H	ER		
Darling	2.03	1	0	0	2	13.1	14	3	2.03	1	0	0	2	13.1	14	3	
Davis	---	0	0	0	0	0.0	0	0	3.13	7	3	1	18	89.0	71	31	
Downs	0.00	1	0	0	1	6.1	5	0	0.00	1	0	0	1	6.1	5	0	
Eckersley	0.00	0	0	3	3	4.1	2	0	2.38	3	4	12	25	98.1	87	26	
Hillegas	9.00	0	1	0	2	1.0	3	1	4.11	1	2	0	7	15.1	18	7	
Honeycutt	4.50	0	1	1	5	2.0	2	1	3.13	17	17	1	54	259.0	250	90	
Horsman	0.00	0	0	0	1	1.2	1	0	0.00	0	0	0	1	1.2	1	0	
Slusarski	---	0	0	0	0	0.0	0	0	0.00	0	0	0	1	3.0	6	0	
Welch	---	0	0	0	0	0.0	0	0	4.94	2	0	0	5	23.2	30	13	
Witt	4.17	6	8	0	15	99.1	90	46	4.15	32	34	0	89	566.0	494	261	

# TORONTO BLUE JAYS

**Mailing Address:**  
 1 Blue Jays Way  
 Suite 3200  
 Toronto, Ontario M5V 1J1  
 Phone: (416) 341-1000

**Executive V.P./Baseball:** Pat Gillick  
**Field Manager:** Cito Gaston  
**Director, Public Relations:** Howard Starkman (416) 341-1300  
**Assistant Director, Public Relations:** Mark Leno (416) 341-1302  
**Traveling Secretary:** John Brioux

**Blue Jays hotel in Oakland:** Parc 55 (San Francisco) (415) 392-8000  
**A's hotel in Toronto:** Hilton (416) 869-3456

## SERIES RESULTS (1977-92)

YEAR	HOME	ROAD	TOTALS	YEAR	HOME	ROAD	TOTALS
1977	2-3	5-0	7-3	1986	5-1	3-3	8-4
1978	5-0	2-4	7-4	1987	3-3	4-2	7-5
1979	2-4	2-4	4-8	1988	3-3	6-0	9-3
1980	4-2	4-2	8-4	1989	4-2	3-3	7-5
1981	6-0	4-2	10-2	1990	2-4	5-1	7-5
1982	0-6	3-3	3-9	1991	3-3	3-3	6-6
1983	4-2	2-4	6-6	1992	3-3	3-3	6-6
1984	2-4	2-4	4-8	<b>Totals</b>	<b>50-44</b>	<b>54-41</b>	<b>104-85</b>
1985	2-4	3-3	5-7				

**Longest A's Winning Streak:** 9, 7/22/80-5/24/81

**Longest Blue Jays Winning Streak:** 8, 6/18-9/15, 1982

**Last A's Series Sweep:** 7/1-3, 1988 at Toronto (3 games)

**Last Blue Jays Series Sweep:** 9/6-8, 1982 at Oakland (3 games)

## A'S BATTING AND PITCHING IN THE SKYDOME

1992 PLAYER	1992							CAREER						
	AVG	G	AB	H	HR	RBI	AVG	G	AB	H	HR	RBI		
Blankenship	.200	2	5	1	0	0	.278	8	18	5	0	0		
Bordick	.550	6	20	11	0	1	.464	9	28	13	0	3		
Brosius	.154	5	13	2	1	2	.188	7	16	3	1	2		
Browne	.389	6	18	7	0	4	.262	20	65	17	0	4		
Henderson, D.	---	0	0	0	0	0	.269	14	52	14	2	9		
Henderson, R.	.429	2	7	3	0	0	.327	17	52	17	3	9		
McGwire	.273	6	22	6	2	4	.213	21	75	16	4	10		
Neel	.286	3	7	2	0	0	.286	3	7	2	0	0		
Seitzer	.643	3	14	9	0	5	.298	15	57	17	0	6		
Sierra	.500	3	14	7	0	4	.333	18	75	25	1	12		
Steinbach	.208	6	24	5	1	2	.275	18	69	19	2	9		

1992 PITCHING	1992								CAREER							
	ERA	W	L	S	G	IP	H	ER	ERA	W	L	S	G	IP	H	ER
Darling	0.00	1	0	0	1	9.0	2	0	0.00	1	0	0	1	9.0	2	0
Davis	0.00	0	0	0	3	5.1	2	0	5.12	0	1	1	7	19.1	23	11
Downs	0.00	0	0	0	1	5.0	5	0	0.00	0	0	0	1	5.0	5	0
Eckersley	0.00	0	0	1	2	2.0	1	0	0.79	0	0	7	9	11.1	7	1
Hillegas	15.00	0	1	0	1	3.0	7	5	9.53	0	1	0	3	5.2	8	6
Honeycutt	0.00	0	0	0	2	1.1	0	0	1.08	0	0	0	10	8.1	6	1
Horsman	---	0	0	0	0	0.0	0	0	0.00	0	0	0	1	1.0	0	0
Slusarski	---	0	0	0	0	0.0	0	0	6.75	0	1	0	1	5.1	8	4
Welch	1.23	1	0	0	1	7.1	4	1	4.76	3	2	0	6	39.2	39	21
Witt	9.00	0	1	0	1	4.0	2	4	10.38	0	2	0	2	8.2	7	10

## A's BATTING & PITCHING IN THE COLISEUM

1992 PLAYER							CAREER					
	AVG	G	AB	H	HR	RBI	AVG	G	AB	H	HR	RBI
Blankenship	.257	63	167	43	1	19	.223	183	385	86	2	34
Bordick	.296	77	240	71	3	25	.271	128	351	95	3	32
Brosius	.194	16	31	6	1	5	.191	36	68	13	2	6
Browne	.281	50	146	41	1	17	.259	76	239	62	1	25
Henderson, D.	.128	12	39	5	0	0	.268	331	1160	311	50	170
Henderson, R.	.295	60	200	59	10	27	.291	658	2333	679	59	253
McGwire	.252	68	218	55	24	52	.236	455	1507	355	99	280
Mercedes	.750	5	4	3	0	1	.750	5	4	3	0	1
Neel	.316	9	19	6	2	7	.316	9	19	6	2	7
Seitzer	.263	5	19	5	0	1	.246	39	138	34	0	9
Sierra	.290	17	69	20	2	11	.267	56	221	59	7	34
Steinbach	.229	65	214	49	3	19	.262	364	1185	310	24	149

PITCHING									CAREER							
	ERA	W	L	S	G	IP	H	ER	ERA	W	L	S	G	IP	H	ER
Darling	3.57	8	6	0	16	106.0	85	42	3.84	10	10	0	23	150.0	125	64
Davis	3.86	0	0	0	1	2.1	1	1	4.09	18	10	0	45	141.0	168	64
Downs	4.10	3	2	0	8	37.1	33	17	4.10	3	2	0	8	37.1	33	17
Eckersley	2.76	7	0	21	35	42.1	37	13	2.30	30	12	110	199	336.1	219	86
Guzman	12.00	0	0	0	2	3.0	8	4	9.00	1	0	0	6	6.0	12	6
Hillegas	0.00	1	0	0	4	12.2	6	0	1.69	1	0	0	7	16.0	11	3
Honeycutt	3.06	1	2	2	27	17.2	14	6	2.63	7	13	16	147	201.2	170	59
Horsman	3.25	0	1	0	37	27.2	23	10	3.25	0	1	0	37	27.2	23	10
Revenig	0.00	0	0	0	1	1.0	1	0	0.00	0	0	0	1	1.0	1	0
Slusarski	4.96	3	4	0	10	52.2	60	29	5.14	5	7	0	17	96.1	106	55
Van Poppel	---	0	0	0	0	0.0	0	0	9.64	0	0	0	1	4.2	7	5
Welch	2.94	4	3	0	9	52.0	45	17	2.75	49	18	0	80	547.1	476	167
Witt	3.06	1	1	0	5	32.1	26	11	5.45	4	4	0	13	74.1	64	45

## A's HOTELS ON THE ROAD

CITY	HOTEL	ADDRESS	PHONE
Baltimore	Stouffer Harborplace	202 East Pratt St. Baltimore, MD 21202	(410) 547-1200
Boston	Sheraton Boston	39 Dalton St. Boston, MA 02199	(617) 236-2000
California	Doubletree Hotel	100 The City Drive Orange, CA 92668	(714) 634-4500
Chicago	Westin Hotel	909 N. Michigan Ave. Chicago, IL 60611	(312) 943-7200
Cleveland	Stouffer Tower	24 Public Square Cleveland, OH 44113	(216) 696-5600
Detroit (1st Trip)	Omni International	333 E. Jefferson Ave. Detroit, MI 48226	(313) 222-7700
(2nd Trip)	Ritz Carlton	300 Town Center Drive Dearborn, MI 48126	(313) 441-2000
Kansas City	Ritz Carlton	401 Ward Parkway Kansas City, MO 64112	(816) 756-1500
Milwaukee	Pfister Hotel	424 E. Wisconsin Ave. Milwaukee, WI 53202	(414) 273-8222
Minnesota	Hyatt Regency	1300 Nicollet Mall Minneapolis, MN 55402	(612) 370-1234
New York	Grand Hyatt	Park Ave. & Grand Central New York, NY 10017	(718) 883-1234
Seattle	Crowne Plaza Hotel	1113 Sixth Ave. Seattle, WA 98101	(206) 464-1980
Texas (1st Trip)	Omni Mandalay Hotel	221 E. Las Colinas Blvd. Irving, TX 75039	(214) 556-0800
(2nd Trip)	Marriott	1500 Stadium Dr. East Arlington, TX 76011	(817) 261-8200
Toronto	Toronto Hilton	145 Richmond St. West Toronto, Ontario Canada M5H 3M6	(416) 869-3456

## OAKLAND A's MEDIA INFORMATION

Oakland A's  
Oakland/Alameda County Coliseum  
Oakland, CA 94621  
(510) 638-4900  
Baseball Operations Fax: (510) 638-4937

Jay Alves, Director of Baseball Information  
Kathy Jacobson, Director of Media Relations  
Doreen Alves, Administrative Assistant, Baseball Relations  
Mike Selleck, Administrative Assistant, Statistics & Desktop Publishing

**TO OBTAIN CREDENTIALS:** Send your request on letterhead stationary to Doreen Alves. Credentials will be issued only to legitimate media. Season credentials will be issued to those news agencies that cover the Athletics on a daily basis. All agencies who wish to cover the Athletics must have a letter on file to have credentials issued. REQUESTS MUST BE MADE 24 HOURS IN ADVANCE OF THE GAME. ALL CREDENTIALS ARE NON-TRANSFERABLE. ALL MEMBERS OF THE MEDIA MUST BE ON ASSIGNMENT. NO FREE LANCE JOURNALISTS OR PHOTO JOURNALISTS WILL BE CREDENTIALLED.

**PRESS WILL CALL:** Credentials may be picked up at Press Will Call located directly off of the F Parking Lot. F Lot is between the Stadium and the Arena on the north side. Press Will Call opens two and a half hours prior to game time.

**CLUBHOUSES:** The Athletics clubhouse is located on the third base side and the visitors is located on the first base side. Access can be obtained by taking the press elevator to the first floor or through the yellow door off to the right near the end of the hall after you enter through the North Press Gate. Only credentialed media with clubhouse access will be admitted. The training room and players break room is closed to the media. The clubhouse is closed until three and one-half hours prior to the game and closes again 45 minutes prior to game time. It will open no earlier than five minutes or no later than 10 minutes following the game. At times, certain additional restrictions may be imposed.

**FIELD:** Only credentialed media with field access will be allowed onto the field. All media must clear the field **following** batting practice. Only newspaper and magazine photographers will be allowed on the field level during the game.

**PRESS BOX:** The press box and all broadcast positions are located on the mezzanine level. Access is by the press elevator or by the ramps located behind sections 114 or 120. Seating is limited and a credential does not guarantee you a seat.

**PRESS LOUNGE:** The press lounge is located behind Section 117 (second floor from the press elevator). It opens two hours prior to game time for accredited media members and baseball personnel. The press lounge closes at game time. The charge is \$8.00 and meal tickets are available for purchase in the lounge.

**GAME NOTES AND INFORMATION GUIDES:** Game notes for the Athletics and the visiting team, statistics and starting lineups are available in the back of the main press box for working press only. Information guides for all clubs are available upon request in the main press box.


**TELEPHONES:** A total of four telephones, three credit card and one pay phone, are available in the main press box.

**TICKETS:** All requests for media complimentary tickets must be made to the Athletics Public Relations staff 24 hours prior to game time. Tickets may be picked up at Press Will Call. There is a limit of two tickets per game.

**TELEVISION CREWS:** Space for game highlights is limited. Please check with the Athletics Baseball Information department prior to the game. During the game, no television photographers will be allowed on the field.

**NO AUTOGRAPHS:** ANY MEMBER OF THE MEDIA REQUESTING AUTOGRAPHS FROM ANY PLAYER WILL HAVE PRESS ACCESS REVOKED.

*A'S PLAYER  
DEVELOPMENT*




# A's PLAYER DEVELOPMENT SYSTEM 1993

DIRECTOR OF PLAYER DEVELOPMENT .....	Keith Lieppman
DIRECTOR OF SCOUTING .....	Dick Bogard
DIRECTOR OF BASEBALL ADMINISTRATION .....	Walt Jocketty
DIRECTOR OF LATIN AMERICAN SCOUTING .....	Juan Marichal
ASSISTANT DIRECTOR OF LATIN AMERICAN SCOUTING .....	Santiago Villalona
ASSISTANT DIRECTOR OF BASEBALL ADMINISTRATION .....	Pamela Pitts
ADMINISTRATIVE ASSISTANT, PLAYER DEVELOPMENT .....	Ted Polakowski
ADMINISTRATIVE ASSISTANT, BASEBALL OPERATIONS .....	Jennella Roark
ASSISTANT SCOUTING DIRECTOR .....	Eric Kubota
INSTRUCTORS .....	Harvey Dorfman, Brad Fischer, Ron Plaza, Wes Stock
SPRING TRAINING CAMP COORDINATOR .....	Bruce Hines

## 1993 Scouting Staff:

NATIONAL CROSS-CHECKERS ..... Grady Fuson, Dave Roberts, Jeff Scott  
 SUPERVISORS ..... Ron Vaughn (West Coast), J.P. Ricciardi (East Coast)  
 ADVANCE SCOUTS ..... Billy Beane, Mike Paul  
 SCOUTS (Territory) ..... Tony Arias (So. Florida, Puerto Rico), Mark Conkin (North Carolina, South Carolina, Georgia, E. Tennessee), Tim Corcoran (So. California, Riverside, Desert Area, San Diego), Ed Crosby (So. California), Bill Gayton (Texas, Louisiana), Michael Jones (Virginia, West Virginia, Maryland, Delaware, W. Pennsylvania), Billy Merkel (W. Tennessee, Alabama, Kentucky, Mississippi, Florida Panhandle), Bill Meyer (Central Florida), Marty Miller (Illinois, Wisconsin, Minnesota, Iowa), Steve Nichols (Oklahoma, Arkansas, Kansas, Missouri), Chris Pittaro (New York, New Jersey), J.P. Ricciardi (New England), Dave Roberts (Pacific Northwest), Rick Rodriguez (Northern California), Will Schock (Northern California), Mike Stafford (Indiana, Ohio, Michigan), Craig Wallenbrock (So. California).




**Keith Lieppman**  
*Director of  
 Player Development*



**Dick Bogard**  
*Director of Scouting*



**Juan Marichal**  
*Director of Latin  
 American Scouting*



**Ron Plaza**  
*Instructor*




**Harvey Dorfman**  
*Instructor*



**Brad Fischer**  
*Instructor*



**Wes Stock**  
*Instructor*



**Billy Beane**  
*Advance Scout*



**Mike Paul**  
*Advance Scout*



**Eric Kubota**  
Assistant Scouting  
Director



**Ted Polakowski**  
Administrative Assistant,  
Player Development



**Santiago Villalona**  
Assistant Director of Latin  
American Scouting




**Grady Fuson**  
National Cross Checker



**Dave Roberts**  
National Cross Checker



**Jeff Scott**  
National Cross Checker



**Ron Vaughn**  
West Coast Supervisor



**J.P. Ricciardi**  
East Coast Supervisor



**Tony Arias**  
So. Florida, Puerto Rico



**Mark Conkin**  
N. Carolina, S. Carolina,  
Georgia, E. Tennessee



**Tim Corcoran**  
So. California, Riverside  
Desert Area, San Diego



**Ed Crosby**  
Southern California



*Bill Gayton  
Texas, Louisiana*



*Michael Jones  
Virginia, West Virginia,  
Maryland, Delaware,  
Western Pennsylvania*



*Billy Merkel  
W. Tennessee, Alabama  
Kentucky, Mississippi  
Florida Panhandle*



*Bill Meyer  
Central Florida*




*Marty Miller  
Illinois, Wisconsin,  
Minnesota, Iowa*



*Steve Nichols  
Oklahoma, Arkansas  
Kansas, Missouri*



*Chris Pittaro  
New York, New Jersey*



*Will Schock  
Northern California*



*Mike Stafford  
Indiana, Ohio, Michigan*



*Craig Wallenbrock  
Southern California*

## OAKLAND A's 1992 FREE AGENT DRAFT

ROUND	PLAYER	POS	YEAR	SCHOOL
1	GRIGSBY, Benji	RHP	JR	San Diego State University
2	GIAMBI, Jason	3B	JR	Cal State University Long Beach
3A	ALVAREZ, Gabriel	SS	HS	Bishop Amat HS
3B	MILLER, Scott	RHP	JR	Clemson University
4	WENGERT, Don	RHP	SR	Iowa State University
5	COX, Steve	1B	HS	Monache HS
6	FOSTER, Clifton	RHP	JR	University of Oklahoma
7	BENNETT, Bob	RHP	JR	Dartmouth College
8	PENIX, Troy	1B	JR	University of California
9	GALLIGANI, Marcel	SS	JR	Iona College
10	URBINA, William	RHP	HS	Pueblo HS
11	CROMER, DT	OF	JR	University of South Carolina
12	PAYNE, Stan	LHP	JR	University of Georgia
13	ELDRIDGE, Brian	2B	SR	University of Oklahoma
14	KILLEEN, Tim	C	SR	University of Iowa
15	MICHALAK, Chris	LHP	JR	University of Notre Dame
16	DARWIN, Brian	OF	HS	Gahr HS
17	SCHAEFER, Kip	OF	HS	Redwood HS
18	KING, Richard	RHP	SR	University of Tennessee
19	DOMENICO, Brian	RHP	JC	Dean JC
20	SOBOLEWSKI, Mark	3B	SR	Florida Southern College
21	LEIBEE, Skye	LHP	JC	Taft JC
22	HAUGHT, Gary	RHP	SR	University of SW Louisiana
23	KEEL, David	OF	JC	Motlow State CC
24	FRAZIER, Terance	OF	SR	Fresno State University
25	LESHER, Brian	OF	JR	University of Delaware
26	MONTGOMERY, Trent	RHP	HS	Baker Jr. SR HS
27	SALAZAR, Michael	LHP	JR	Fresno State University
28	WHITE, Jason	1B	SR	Whita State University
29	SANDERFER, Shawn	C	JC	Riverside CC
30	KINGSBURY, William	RHP	SR	Villanova University
31	LOOMIS, Geoffrey	3B	JR	University of Portland
32	GIENGER, Craig	RHP	SR	Brigham Young University
33	WILLIAMS, Harold	OF	JR	Livingston University
34	JOHNSON, Herman	C	SR	Northwood Institute
35	MEZA, Martin	RHP	JC	Los Angeles Harbor JC
36	BOJAN, Tim	RHP	SR	College of St. Francis
37	HAUSE, Brendan	1B/LHP	HS	Mira Mesa HS
38	EVANS, Bryan	RHP	JC	Brevard College
39	BANKS, James	RHP	JC	Shelby State CC
40	BYERLY, Jim	RHP	SR	Montclair State College
41	WONG, Jerrod	1B	HS	Boise HS
42	MEDINA, Ramon	OF	HS	Hialeah American HS
43	HOLLINS, Stacy	RHP	JC	San Jacinto College
44	MACHACON, Donald	2B	HS	Hialeah American HS
45	FICK, Robert	C	HS	Newbury Park HS
46	CURTIS, Matt	C	HS	Golden West HS
47	JONES, John	3B	JC	Laney College
48	JACKSON, Mike	OF	HS	San Rafael HS
49	FELIX, Lauro	INF	SR	New Mexico State University
50	MOORE, Mark	C	SR	Oral Roberts University

**Bold** denotes player signed

### A's AFFILIATES 1992 RECAP

Affiliate	Record	1st Half	2nd Half
Tacoma Tigers (AAA)	56-87	26-45 (5th)	30-42 (5th)
Huntsville Stars (AA)	81-63	43-29 (2nd)	38-34 (4th)
Modesto A's (A)	79-57	39-29 (t2nd)	40-28 (3rd)
Reno Silver Sox (A)	65-71	39-29 (t2nd)	26-42 (4th)
Madison Muskies (A)	59-75	33-35 (5th)	26-40 (7th)
Southern Oregon A's (A)	39-37 (3rd)		
Scottsdale A's (Rookie)	34-22 (1st)*		

\* Arizona League Champions

# TACOMA TIGERS (AAA)

**Mailing Address:**  
P.O. Box 11087  
Tacoma, WA 98411  
**Phone:** (206) 752-7707  
**League:** Pacific Coast

**President:** George Foster  
**General Manager:** Frank Colarusso  
**Manager:** Bob Boone  
**Coaches:** Bert Bradley and Mitchell Page  
**Trainer:** Walt Horn

## ROBERT RAYMOND BOONE



**Born:** San Diego, California, November 19, 1947  
**Bats:** Right      **Throws:** Right  
**Height:** 6-2      **Weight:** 210

Catcher in his playing career.

Bob Boone is in his second season as manager of the A's Triple-A affiliate in Tacoma after an 18-year career as a catcher for Philadelphia, California and Kansas City. Bob was originally drafted by the Phillies in 1969 and made his major league debut with Philadelphia in 1972. He played in four All-Star games, four League Championship Series and was a member of the 1980 World Champion Phillies. He hit .259 in 10 years in Philadelphia before his contract was sold to California following the 1981 season. Bob was with the Angels through the 1988 season and posted a career best .295 batting average with California in 1988. He spent the final two years of his career in Kansas City. Bob holds the major league records for most games caught lifetime (2,225) and most years, 100 or more games, catcher (15). He was a seven time Rawlings Gold Glove Award winner for defensive excellence. Bob is the son of former Tigers All-Star third baseman, Ray Boone, and Bob's son, Bret, made his major league debut with Seattle in 1992, making the Boone's the first three-generation family in major league history. Bob graduated from Stanford with a B.A. in Psychology and played in the College World Series as a sophomore at Stanford.

## MANAGERIAL RECORD

Year	Club	League	Position	W-L
1992	Tacoma	Pacific Coast	5th - Northern Division	26-45
			5th - Northern Division	30-42



Bert Bradley



Mitchell Page



Walt Horn

## 1992 TACOMA TIGERS RECAP

**Record:** 56-87

**1st Half:** 26-45, 5th - North

**2nd Half:** 30-42, 5th - North

**HONORS, ETC.:** TROY NEEL was named to the post-season Pacific Coast League All-Star team.

**WHERE THEY STOOD:** Ranked 10th in the league with a .263 batting average (Colorado Springs, .298)...7th in the league with a 4.53 ERA (Vancouver, 3.55)...4th in the league with a .974 fielding percentage (Portland, .980).

**AMONGST THE LEADERS:** TROY NEEL topped the PCL in hitting with a .351 average...the first time a member of the A's organization led the PCL in hitting...was also 4th in total bases with 232, 2nd in on-percentage with a .439 mark, 3rd in extra base hits with 56 and 2nd in slugging percentage at .586...righthander REGGIE HARRIS tied for the league lead with 28 games started...JIM CORSI was 8th in the league in the Roloids Relief Pitcher Standings, with 36 points in limited duty in Tacoma.

**PITCHING GEMS:** TIM SMITH, the A's 5th round draft choice in the 1991 June Free Agent Draft and a late arriver in Tacoma, threw one of only seven 2-hitters in the PCL this season, picking up the win in his Tacoma debut, 9/2 vs. Vancouver.

## INDIVIDUAL BATTING

PLAYER	AVG.	G	AB	R	H	2B	3B	HR	RBI	BB	SO	SB
Abbott, Kurt	.154	11	39	2	6	1	0	0	1	4	9	1
Blankenship, Lance	.158	5	19	3	3	0	0	1	5	2	7	0
Brito, Jorge	.143	18	35	4	5	2	0	0	1	2	17	0
Brosius, Scott	.237	63	236	29	56	13	0	9	31	23	44	8
Browne, Jerry	.412	4	17	1	7	1	1	0	3	3	1	0
Buccheri, James	.299	46	127	24	38	6	3	0	13	27	25	10
Carter, Jeff	.269	123	379	60	102	14	5	1	36	70	63	22
Fox, Eric	.198	37	121	16	24	3	1	1	7	16	25	5
Garrison, Webster	.241	33	116	15	28	5	1	2	17	2	12	1
Grunhard, Dan	.266	86	267	38	71	15	3	5	29	28	35	5
Heath, Mike	.209	88	234	17	49	6	1	2	22	14	39	2
Hemond, Scott	.242	8	33	6	8	3	0	0	3	5	6	1
Henderson, Dave	.182	3	11	0	2	0	0	0	1	0	3	0
Hill, Orsino	.246	118	378	56	93	25	4	6	44	54	86	5
Howitt, Dann	.293	43	140	25	41	13	1	1	27	23	20	5
Kingery, Mike	.306	99	363	44	111	18	4	1	37	33	27	8
Lockhart, Keith	.278	107	363	44	101	24	3	5	37	29	21	5
Mercedes, Henry	.232	85	246	36	57	9	2	0	20	26	60	1
Molina, Islay	.194	10	36	3	7	0	1	0	5	2	6	0
Neel, Troy	.351	112	396	61	139	36	3	17	74	60	84	2
Paquette, Craig	.273	17	66	10	18	7	0	2	11	2	16	3
Polidor, Gus	.275	99	363	23	100	16	0	1	43	22	24	4
Smith, Jack	.251	100	287	44	72	12	0	6	41	32	53	3
Weiss, Walt	.231	4	13	2	3	1	0	0	3	2	1	0
Witmeyer, Ron	.236	134	499	55	118	25	2	5	54	55	76	5

## INDIVIDUAL PITCHING

PITCHER	W	L	ERA	G	GS	CG	SV	IP	H	R	ER	BB	SO
Allison, Dana	2	3	4.84	19	4	0	0	44.2	63	32	24	17	17
Bittiger, Jeff	3	3	2.72	9	9	0	0	46.1	51	15	14	28	24
Briscoe, John	2	5	5.88	33	6	0	0	78.0	78	62	51	68	66
Campbell, Kevin	2	2	4.05	10	0	0	0	13.1	16	6	6	8	14
Chitren, Steve	4	7	6.82	29	7	0	0	62.0	64	53	47	46	37
Corsi, Jim	0	0	1.23	26	0	0	12	29.1	22	8	4	10	21
Guzman, Johnny	3	6	5.11	20	9	0	0	68.2	70	43	39	24	45
Harris, Reggie	6	16	5.71	29	28	1	0	149.2	141	108	95	117	111
Hill, Orsino	0	0	6.00	2	0	0	0	3.0	4	2	2	2	1
Latter, Dave	0	1	3.38	5	0	0	0	10.2	9	5	4	13	5
Millay, Keith	0	0	14.73	2	0	0	0	3.2	5	6	6	6	3
Musselman, Jeff	7	7	3.50	19	19	1	0	105.1	100	51	41	40	75
Neel, Troy	0	0	6.75	3	0	0	0	4.0	8	3	3	4	0
Osteen, Gavin	0	2	10.05	4	4	0	0	14.1	21	18	16	13	7
Peek, Tim	4	3	2.98	57	0	0	3	87.2	87	38	29	37	52
Raczka, Mike	0	1	3.51	31	1	0	1	48.2	38	22	19	24	26
Schmidt, Dave (TOT)	5	4	4.41	27	8	0	4	69.1	75	35	34	20	43
Schmidt, Dave (TAC)	2	3	5.33	14	8	0	0	52.1	65	32	31	12	33
Slusarski, Joe	2	4	3.77	11	10	0	0	57.1	67	30	24	18	26
Smith, Jack	0	0	6.00	2	0	0	0	3.0	2	2	2	0	0
Smith, Tim	1	1	7.15	2	2	1	0	11.1	10	9	9	4	7
Van Poppel, Todd	4	2	3.97	9	9	0	0	45.1	44	22	20	35	29
Walton, Bruce	8	2	2.77	35	7	2	8	81.1	76	29	25	21	59
Weber, Weston	4	5	4.12	52	0	0	2	94.0	95	45	43	53	51
Wilkinson, Bill	0	3	10.00	8	1	0	0	18.0	26	20	20	19	11
Witmeyer, Ron	0	0	9.00	1	0	0	0	2.0	2	2	2	2	1
Zancanaro, David	2	11	4.26	23	19	0	0	105.2	108	61	50	75	47

## HUNTSVILLE STARS (AA)

**Mailing Address:**  
P.O. Box 14099  
Huntsville, AL 35815  
**Phone:** (205) 882-2562  
**League:** Southern

**President:** Larry Schmittou  
**General Manager:** Don Mincher  
**Manager:** Casey Parsons  
**Coach:** Glenn Abbott  
**Trainer:** Dave Hollenback

## HUNTSVILLE, cont.

### CASEY ROBERT PARSONS

**Born:** Wenatchee, Washington, April 15, 1954  
**Bats:** Left                      **Throws:** Left  
**Height:** 6-1                      **Weight:** 180

Outfielder in his playing career.

Casey Parsons returns for his third season at Huntsville after managing at Madison in 1990 and Scottsdale in 1989. He began his coaching career as a player-coach for the Kansas City Royals' Double-A affiliate in Memphis, Tennessee. The native of Wenatchee, Washington began his playing career with the San Francisco Giants after earning a Bachelor of Arts degree from Gonzaga University. He split the 1976 season between rookie-league Great Falls and Single-A Fresno. He combined to hit over .320 that season and was rewarded with a promotion to Double-A Waterbury in 1977. After hitting .298 for Waterbury, Parsons spent the next two-plus seasons with the Giants' Triple-A team in Phoenix. During the 1980 season he was sold to the Seattle Mariners, finishing that year with their Triple-A affiliate in Spokane. He finally made his major league debut in 1981, hitting .227 for the Mariners. For the next six seasons, Parsons bounced from Triple-A to the major leagues a number of times. He also bounced between a number of organizations, including the White Sox, Cardinals, Indians and Royals before being hired by the A's prior to 1989.

### MANAGERIAL RECORD

Year	Club	League	Position	W-L
1989	Scottsdale	Arizona	2nd	29-27
1990	Madison	Midwest	1st - Northern Division	40-28
			4th - Northern Division	34-33
			(Defeated by South Bend 2 games to 0 in first round of league playoffs)	
1991	Huntsville	Southern	3rd - Western Division	28-44
			4th - Western Division	33-39
1992	Huntsville	Southern	2nd - Western Division	43-29
			4th - Western Division	38-34
			(Defeated by Chattanooga 3 games to 1 in first round of league playoffs)	



Casey Parsons



Glenn Abbott



Dave Hollenback

### 1992 HUNTSVILLE STARS RECAP

**Record:** 81-63

**1st Half:** 43-29, 2nd - West

**2nd Half:** 38-34, 4th - West

**PLAYOFF ACTION:** Lost 3 games to 1 to Chattanooga in the first round of the Southern League playoffs...won the first game 5-1 in Chattanooga behind the pitching of **GAVIN OSTEEN**...Osteen went the distance (5 H, 1 R, 0 ER, 4 BB, 5 SO) to pick up the win...**DAN GRUNHARD** and **MARCOS ARMAS** each homered in that game...lost 3 straight after that opening night win...lost 2-1 in Game 2, then lost a heartbreaker at home in Game 3...had a 2-run lead in the 9th inning, but Chattanooga tied the game in the 9th and went on to win it in the 12th inning...lost in Game 4, 6-4 to cap off the series.

**WHERE THEY STOOD:** Finished 3rd in the league with a .260 batting average (Greenville, .266)...7th in the league with a 3.69 ERA (Greenville, 2.62)...8th in the league with a .969 fielding percentage (Chattanooga, Greenville, .974).

**AMONGST THE LEADERS:** **SCOTT LYDY** hit .305 to finish 5th in the league batting race...his .409 on-base percentage was good for 2nd in the league...infielder **DARRYL VICE** finished the year with a .295 average, ranking him 7th in the league...he led the league with 86 walks and was tied for 5th in the league with 142 hits...**MARCOS ARMAS**, the brother of former A's outfielder Tony Armas, also had a big offensive year...he hit .283 to finish tied for 9th in the league, ranked 3rd in the league with 83 runs scored, 144 hits, 53 extra base hits and 237 total bases and was 2nd in the league with 85 RBIs...righthander **STEVE PHOENIX** finished 7th in the league with a 2.79 ERA and **BRONSWELL PATRICK** was tied for the league lead with 13 wins and 29 games started...Patrick ranked 4th in the league with his 179.1 innings pitched...**TODD REVENIG** finished 2nd in the league Reliefs Relief Pitcher Standings with 99 points...he was 2nd with 33 saves and 5th in the league with his 48 games finished.

**PITCHING GEMS:** Huntsville had the only two 9-inning one-hitters in the Southern League last year...**TONY ARIOLA** one-hit Birmingham on May 4th and retired following the game...the other was thrown by lefthander **JOHNNY GUZMAN**, who accomplished the feat in a 1-0 win over Knoxville on May 25th.

### INDIVIDUAL BATTING

PLAYER	AVG.	G	AB	R	H	2B	3B	HR	RBI	BB	SO	SB
Abbott, Kurt	.254	124	452	64	115	14	5	9	52	31	75	15
Armas, Marcos	.283	132	509	83	144	30	6	17	85	41	133	9
Borrelli, Dean	.202	85	238	20	48	5	0	1	23	26	45	3
Brito, Jorge	.208	33	72	10	15	2	0	2	6	13	21	2
Buccheri, James	.150	20	60	8	9	2	1	1	5	9	18	5
Carcione, Tom	.167	17	48	3	8	0	0	1	4	5	11	0
Conte, Mike	.238	97	290	32	69	10	3	1	26	38	42	6
Dattola, Kevin	.247	103	324	31	80	15	3	2	33	39	65	14
Fox, Eric	.271	59	240	42	65	16	2	5	14	27	43	16
Garrison, Webster	.276	91	348	50	96	25	4	8	61	30	59	8
Grunhard, Dan	.286	23	84	11	24	4	2	1	9	5	20	1
Helfand, Eric	.228	37	114	13	26	7	0	2	9	5	32	0
Hemond, Scott	.333	9	27	3	9	0	0	0	2	4	8	2
Jacas, Dave	.265	116	441	62	117	21	4	5	48	43	80	18
Knabenshue, Chris	.197	21	71	9	14	4	0	1	11	10	24	1
Lydy, Scott	.305	109	387	64	118	20	3	9	65	67	95	16
Matos, Francisco	.220	44	150	11	33	5	1	1	14	11	27	4
Neill, Mike	.313	5	16	4	5	0	0	0	2	2	7	1
Paquette, Craig	.258	115	450	59	116	25	4	17	71	29	118	13
Vice, Darryl	.295	131	481	75	142	13	1	1	38	86	90	9
Waggoner, Jimmy	.063	6	16	0	1	0	0	0	0	0	1	0

### INDIVIDUAL PITCHING

PITCHER	W	L	ERA	G	GS	CG	SV	IP	H	R	ER	BB	SO
Allison, Dana	4	1	2.93	22	6	0	1	61.1	51	24	20	5	40
Ariola, Tony	2	0	2.57	2	2	1	0	14.0	10	4	4	1	7
Bittiger, Jeff	10	5	3.09	17	17	0	0	102.0	89	42	35	44	94
Conte, Mike	1	0	7.71	5	0	0	0	4.2	7	6	4	1	3
Cormier, Russ	1	1	5.01	6	4	0	0	23.1	31	15	13	7	13
Dattola, Kevin	0	0	9.00	1	0	0	0	1.0	4	1	1	0	0
Erwin, Scott	3	5	3.28	23	0	0	1	35.2	25	14	13	27	39
Garland, Chaon	3	4	6.59	9	8	0	0	42.1	49	33	31	24	25
Guzman, Johnny	8	2	3.71	14	14	2	0	89.2	87	43	37	26	55
Jimenez, Miguel	1	0	1.80	1	1	0	0	5.0	3	1	1	3	8
Johns, Doug	0	0	3.94	3	1	0	0	16.0	21	11	7	5	4
Kuhn, Chad	2	6	4.47	19	6	0	0	50.1	50	29	25	27	37
Latter, Dave	8	1	3.03	47	0	0	0	77.1	66	31	26	27	64
Mohler, Mike	3	8	3.59	44	6	0	3	80.1	72	41	32	39	56
Osteen, Gavin	5	5	3.61	16	16	1	0	102.1	106	45	41	27	56
Patrick, Bronswell	13	7	3.76	29	29	3	0	179.1	187	84	75	46	98
Phoenix, Steve	11	5	2.79	32	24	0	0	174.0	179	68	54	36	124
Revenig, Todd	1	1	1.70	53	0	0	33	63.2	32	14	12	11	49
Smith, Todd	0	1	5.00	5	0	0	0	9.0	13	5	5	2	6
Smithberg, Roger	3	3	4.00	20	0	0	1	36.0	42	17	16	12	19
Strebeck, Ricky	1	6	6.79	30	4	0	2	51.2	67	43	39	31	32
Vice, Darryl	0	0	0.00	1	0	0	0	1.0	1	0	0	0	0
Wernig, Pat	1	2	5.28	8	6	0	0	29.0	28	19	17	11	18
Wilkinson, Bill	0	0	6.32	15	0	0	1	15.2	17	15	11	13	15

## MODESTO A's (A)

**Mailing Address:**  
P.O. Box 2437  
Modesto, CA 95351  
**Phone:** (209) 529-7368  
**League:** California

**President:** Alan Levin  
**General Manager:** Tim Marting  
**Manager:** Ted Kubiak  
**Coach:** Pete Richert  
**Trainer:** Ric Moreno

### THEODORE RODGER KUBIAK

**Born:** New Brunswick, New Jersey, May 12, 1942  
**Bats:** Right                      **Throws:** Right  
**Height:** 6-0                      **Weight:** 175

Infielder in his playing career.

## MODESTO, cont.

Ted Kubiak returns for his fifth season at the helm of the A's Single-A affiliate in Modesto. A familiar name to A's fans, Kubiak played in Oakland when the A's won their three straight World Championships between 1972 and 74. A utility infielder, who played all four of the infield positions, Kubiak played parts of 12 seasons in the major leagues. He began his career in the then-Kansas City A's organization and played six full years in the minors before finally making his major league debut with the Kansas City A's in 1967. He remained in the majors from that point through the 1976 season. His finest offensive seasons were the 1968, '69 and '70 seasons, when he hit .250, .249 and .252, respectively. After beginning his career with Kansas City, then Oakland, he was traded to the Seattle Pilots after the 1969 season. The Pilots moved to Milwaukee and became the Brewers and Kubiak remained with them until being traded to St. Louis during the 1971 season. He was traded to the Texas Rangers following the 1971 season and was later traded back to the A's in 1972. He spent that season and the following three years in Oakland, helping them to three World Championships before once again being traded, this time from Oakland to San Diego, where he closed out his playing career.

### MANAGERIAL RECORD

Year	Club	League	Position	W-L
1989	Modesto	California	4th - Northern Division	28-43
			4th - Northern Division	28-43
1990	Modesto	California	4th - Northern Division	28-42
			4th - Northern Division	31-40
1991	Modesto	California	3rd - Northern Division	35-33
			2nd - Northern Division	33-35
1992	Modesto	California	t2nd - Northern Division	39-29
			3rd - Northern Division	40-28

(Defeated by Stockton 3 games to 2 in first round of league playoffs)



Ted Kubiak



Pete Richert



Ric Moreno

### 1992 MODESTO A's RECAP

**Record:** 79-57

**1st Half:** 39-29, t2nd - North

**2nd Half:** 40-28, 3rd - North

**PLAYOFF ACTION:** Lost in 5 games to Stockton in the first round of the Cal League playoffs...won the first game behind the pitching of **CURTIS SHAW**, who went the distance in the 7-2 win...the big blow for Modesto that evening came from **JOHN KUEHL**, who hit a grand slam in the 7th inning to give Modesto some breathing room...lost Game 2 by a 9-0 score and lost Game 3, 3-2...came back to defeat Stockton 7-6 in the 4th game, with **BRENT GATES** and **JASON WOOD** each tallying 4 hits...in the 5th and final game, lost 4-3, with Shaw once again going the distance and putting in another strong effort.

**CHASING DIMAGGIO:** Modesto second baseman **BRENT GATES**, rated as the third best prospect in the California League by *Baseball America*, put together a 35-game hitting streak to set a new California League record...it was also the longest hitting streak in professional baseball in 1992...during the streak, Gates hit .433 (61 for 141) and raised his average from .262 to .316.

**WHERE THEY STOOD:** A's finished 5th in the league with a .265 batting average (Visalia, .295)...compiled a 4.02 ERA to finish 2nd in the league (San Jose, 3.29)...7th in the league with a .963 fielding percentage (Stockton, .970).

**HONORS, ETC.:** A's had 5 players participate in the Cal League All Star game: **BRENT GATES**, **DAMON MASHORE**, **ERIC HELFAND**, **CURTIS SHAW** and **TANYON STURTZE**...Helfand went 2 for 3 with a HR to garner MVP honors in the game.

**AMONGST THE LEADERS:** Gates finished 6th in the league batting race with a .321 average...he was 4th with 85 walks, 505 at-bats and 162 hits and finished 2nd in the league with 39 doubles...**CURTIS SHAW** led the league with 154 strikeouts, was 3rd in the league with a 3.05 ERA, tied for 2nd in the league with 13 wins and was 3rd in the league with 177.1 innings pitched...another of the A's starters who had a strong year was **TANYON STURTZE**, who finished 12th in the league with a 3.75 ERA...**CRAIG SUDBURY** finished 3rd in the Rolaids Relief Pitcher Standings with 55 points, was tied for 2nd with 17 saves and was 2nd with 45 games finished...as a team, finished with the best home record in the league, going 49-19 at Modesto's John Thurman Field.

**GRAND SLAMS GALORE:** Modesto hit 5 grand slams on the season, one each by **BRENT GATES**, **CHRIS HART**, **CARLOS SALAZAR**, **GARRETT BEARD** and **ERIC BOOKER**...as a team only Visalia had more, hitting 8 on the season.

**MODESTO MINUTES:** **ERNIE YOUNG** had one of five 3-homer games in the Cal League last year, accomplishing the feat on May 30th vs. Palm Springs...**JASON WOOD** was 5 for 5 vs. San Jose on August 14th, one of just 10 five-hit games in the league in 1992...**CHAON GARLAND** pitched a 9-inning, complete game 2-hitter on June 24th vs. Bakersfield.

### INDIVIDUAL BATTING

PLAYER	AVG.	G	AB	R	H	2B	3B	HR	RBI	BB	SO	SB
Barns, Jeff	.281	75	221	27	62	7	1	0	21	21	17	3
Beard, Garrett	.270	98	348	55	94	12	2	10	59	51	84	4
Booker, Eric	.218	47	142	25	31	6	1	4	22	39	35	1
Carcione, Tom	.271	84	269	47	73	11	1	5	45	68	60	2
Gates, Brent	.321	133	505	94	162	39	2	10	88	85	60	9
Hart, Chris	.284	120	450	76	128	20	3	13	86	35	135	15
Helfand, Eric	.289	72	249	40	72	15	0	10	44	47	46	0
Henderson, Dave	.308	3	13	3	4	1	0	1	2	0	3	0
Hendley, Brett	.214	109	350	46	75	14	0	5	47	75	112	10
Martinez, Manny	.253	121	495	70	125	23	1	9	45	39	75	17
Mashore, Damon	.282	124	471	91	133	22	3	18	64	73	136	29
Norton, Rick	.268	35	112	16	30	6	0	2	15	22	26	2
Salazar, Carlos	.223	74	220	17	49	12	0	4	27	26	65	0
Wood, Jason	.231	128	454	66	105	28	3	6	49	40	106	5
Young, Ernie	.249	74	253	55	63	12	4	11	33	47	74	11

### INDIVIDUAL PITCHING

PITCHER	W	L	ERA	G	GS	CG	SV	IP	H	R	ER	BB	SO
Callahan, Steve	9	3	3.53	49	0	0	7	81.2	75	39	32	43	83
Cormier, Russ	2	1	4.26	4	4	0	0	25.1	26	13	12	8	15
Dillon, Jim	5	1	3.84	31	1	0	3	58.2	43	28	25	38	45
Dressendorfer, Kirk	0	2	4.85	3	3	0	0	13.0	8	7	7	6	18
Fermin, Ramon	2	3	5.70	14	5	0	1	42.2	50	31	27	19	18
Garland, Chaon	7	3	2.74	16	16	2	0	105.0	79	39	32	46	86
Grimes, Mike	5	6	5.44	16	16	0	0	89.1	98	67	54	43	83
Hendley, Brett	0	0	0.00	1	0	0	0	2.0	3	0	0	0	2
Hokul, Ken	7	2	4.17	35	6	0	2	101.1	98	57	47	62	67
Kuhn, Chad	1	0	4.70	6	1	0	1	15.1	13	9	8	10	17
Martinez, Joe	2	4	4.33	37	0	0	2	62.1	66	40	30	33	41
Millay, Keith	0	4	7.75	8	7	0	0	36.0	37	31	31	28	24
Nerat, Dan	0	1	7.11	21	2	0	1	38.0	38	38	30	35	23
Raczka, Mike	1	1	6.75	6	0	0	0	9.1	13	9	7	3	5
Shaw, Curtis	13	4	3.05	27	27	2	0	177.1	146	71	60	98	154
Shoemaker, Steve	4	2	3.08	10	9	1	0	61.1	59	25	21	15	50
Sturtze, Tanyon	7	11	3.75	25	25	1	0	151.0	143	72	63	78	126
Sudbury, Craig	8	6	4.32	46	0	0	17	58.1	57	31	28	30	36
Wojciechowski, Steve	6	3	3.53	14	14	0	0	66.1	60	32	26	27	53

## RENO RECAP AND FINAL STATISTICS

**Record:** 65-71

**1st Half:** 39-29, 12nd - North

**2nd Half:** 26-42, 4th - North

**WHERE THEY STOOD:** Finished 2nd in the league with a .291 batting average (Visalia, .295)...led the league with 855 runs scored and a .387 on-base percentage...10th in the league in pitching with a 5.29 ERA (San Jose, 3.29)...fielded at a .957 clip to finish 8th in the league (Stockton, .970)

**HONORS, ETC:** Along with Modesto, had a number of players on the Cal League All Star team...**MIKE NEILL**, **FABIO GOMEZ**, **FAUSTO CRUZ**, **ISLAY MOLINA** and **JIM WAGGONER** all participated in the game...in addition, Neill was named "Rookie of the Year" and was rated the fourth best prospect in the California League by *Baseball America*.

**AMONGST THE LEADERS:** **MIKE NEILL** finished tied for 3rd in the league in hitting with a .336 mark...he was also tied for 4th in runs scored and 4th in on-base percentage with a .437 mark...shortstop **FAUSTO CRUZ** also had a strong season, hitting .319 to finish 7th in the league...also had 11 triples, placing him 4th in the league...**FABIO GOMEZ** was another Reno player who had a strong offensive season...the third baseman hit .306 to finish 11th in the league, while hitting 19 homers and knocking in 115 runs...4th in homers and 2nd in RBIs, while also finishing tied for 4th in runs scored (101), 4th in total bases (251), 2nd in triples (12), 5th in at-bats (503) and 5th in slugging percentage (.499)...left-hander **DOUG JOHNS** was the staff leader for the Silver Sox...finished 5th in the league with a 3.26 ERA, while tying for 2nd in the league with his 13 wins...his 179.1 innings pitched were tops in the league.

## RENO, cont.

**GRAND SLAMS AGAIN:** Like Modesto, had 5 grand slams on the season, two by catcher **ISLAY MOLINA**...**FABIO GOMEZ**, **MIKE NEILL** and **RAFAEL MERCADO** each had one.

**OTHER RENO "NUGGETS":** **MIKE NEILL** was 6 for 6 in a game May 4th vs Modesto...it was the only 6-hit game in the league...**FABIO GOMEZ** had 5 hits in a game August 2nd vs. Bakersfield...**DOUG JOHNS** had the only 9-inning, complete game 1-hitter in the Cal League in 1992, defeating San Bernardino 1-0 on May 19th...Johns also had a 9-inning, complete game 3-hitter in a 1-0 loss to Bakersfield, May 29th.

### INDIVIDUAL BATTING

PLAYER	AVG.	G	AB	R	H	2B	3B	HR	RBI	BB	SO	SB
Buccheri, Jim	.367	63	259	65	95	14	2	4	38	56	40	33
Cruz, Fausto	.319	127	489	86	156	22	11	9	90	70	66	8
DeFrancesco, Tony	.133	14	30	3	4	1	0	0	4	8	6	0
Francisco, David	.188	7	16	5	3	0	0	0	0	3	5	1
Gomez, Fabio	.306	130	503	101	154	16	12	19	115	62	92	7
Guillen, Jose	.216	28	74	6	16	0	0	4	10	13	2	2
Henry, Scott	.297	105	316	59	94	22	2	2	49	73	65	4
Johnson, Herman	.167	2	6	0	1	0	0	0	2	2	1	0
Lydy, Scott	.395	33	124	29	49	13	2	2	27	26	30	9
Mercado, Rafael	.231	113	416	51	96	17	2	11	77	23	87	2
Molina, Islay	.259	116	436	71	113	17	2	10	75	39	57	8
Neill, Mike	.336	130	473	101	159	26	7	5	76	81	96	23
Picketts, Bill	.241	83	216	21	52	10	1	0	22	37	27	2
Ramirez, Roberto	.342	55	190	31	65	13	3	7	29	15	45	3
Simmons, Enoch	.260	74	246	46	64	10	2	1	45	43	37	7
Waggoner, Jim	.309	93	317	75	98	18	0	11	57	87	50	2
Walker, Dane	.279	31	122	24	34	6	0	0	3	23	23	8
Wolfe, Joel	.255	122	463	80	118	18	5	1	44	59	72	19

### INDIVIDUAL PITCHING

PITCHER	W	L	ERA	G	GS	CG	SV	IP	H	R	ER	BB	SO
Acre, Mark	3	4	4.56	35	8	0	2	77.0	67	56	39	50	65
Brock, Russ	4	10	4.40	25	23	0	0	90.0	109	61	44	34	72
Connolly, Craig	4	2	3.91	21	0	0	2	46.0	39	20	20	20	56
Gulledge, Hugh	3	6	6.34	44	3	0	2	88.0	126	78	62	62	44
Henry, Scott	0	1	2.79	8	0	0	0	9.2	10	3	3	4	6
Ingram, Todd	1	7	7.22	41	9	0	9	67.1	91	69	54	40	44
Jewell, Mike	1	1	9.00	5	0	0	0	10.0	20	21	10	14	9
Johns, Doug	13	10	3.26	27	26	4	0	179.1	194	98	65	64	101
Love, Will	10	4	4.68	20	18	0	0	98.0	132	74	51	53	73
McCarty, Scott	0	0	5.79	3	3	0	0	9.1	7	8	6	18	4
Mejia, Delfino	6	3	3.70	37	7	0	7	90.0	89	54	37	41	77
Minik, Tim	0	2	13.50	20	1	0	0	34.2	57	56	52	36	19
Misa, Joe	0	1	7.04	12	0	0	1	23.0	26	19	18	13	23
Myers, Tom	0	0	9.18	11	0	0	1	16.2	23	26	17	13	17
Picketts, Bill	0	0	0.00	7	0	0	0	10.0	7	0	0	3	5
Pierce, Rob	0	1	7.34	15	1	0	0	30.2	45	33	25	22	22
Ramirez, Roberto	0	0	0.00	1	0	0	0	0.2	0	0	0	0	1
Rose, Scott	2	4	8.44	20	9	0	0	64.0	97	73	60	37	29
Smith, Tim	11	10	5.01	28	26	1	0	158.0	192	107	88	62	131
Smithberg, Roger	2	1	3.24	10	0	0	2	16.2	23	10	6	10	11
Smock, Greg	5	4	5.27	36	2	0	1	66.2	73	47	39	37	49
Wolfe, Joel	0	0	27.00	1	0	0	0	1.0	3	3	3	1	0

## MADISON MUSKIES (A)

**Mailing Address:**  
P.O. Box 882  
Madison, WI 53701  
**Phone:** (608) 241-0010  
**League:** Midwest

**President:** Chuck Barnhill  
**General Manager:** Jay Brazeau  
**Manager:** Gary Jones  
**Coach:** Gil Patterson  
**Trainer:** Brian Thorson

### GARY WAYNE JONES

**Born:** Henderson, Texas, November 11, 1960

**Bats:** Left                      **Throws:** Right

**Height:** 5-9                      **Weight:** 163

Infielder in his playing career.

Gary Jones returns to Madison after managing the A's Reno affiliate in 1992. He began his minor league managerial career in Scottsdale in 1990 and was named Midwest League Manager of the Year at Madison in 1991. He served as player-coach in Huntsville in 1989 and finished his playing career with a .275 average. Jones came to the A's organization from the Chicago Cubs along with John Cox in exchange for Bob Bathe and Phil Stephenson prior to the 1986 season. That year he hit .311, stole 34 bases and scored 116 runs. He was promoted to Tacoma for the 1987 and '88 seasons before taking his player-coach position in Huntsville. After being drafted by the Cubs in 1982, Jones began his pro career in Geneva of the New York-Penn League. He played just two games there before being promoted and finishing the season at Sarasota of the Gulf Coast League, where he hit .349 and stole 18 bases in just 29 games. From there, he spent three more years with the Cubs before being acquired by the A's. A native of Henderson, Texas, Jones was a four-sport letterman at Henderson High School. From there it was on to Paris Junior College for two years and the University of Arkansas. As a Razorback, Jones was a first-team All Southwest Conference selection.

### MANAGERIAL RECORD

Year	Club	League	Position	W-L
1990	Scottsdale	Arizona	4th	25-27
1991	Madison	Midwest	1st - Northern Division 4th - Northern Division	39-29 38-32
(Defeated by Kane County 2 games to 0 in first round of league playoffs)				
1992	Reno	California	12nd - Northern Division 4th - Northern Division	39-29 26-42



Gary Jones



Gil Patterson



Brian Thorson

### 1992 MADISON MUSKIES RECAP

Record: 59-75

1st Half: 33-35, 5th - North

2nd Half: 26-40, 7th - North

**WHERE THEY STOOD:** Muskies finished 14th in hitting with a .232 batting average (Beloit, .265)...had a 3.71 ERA to finish 10th in the league (South Bend, 2.82)...11th in the league in fielding with a .957 mark (Quad City, .972).

**AMONGST THE LEADERS:** Catcher **GEORGE WILLIAMS** led the Midwest League with a .438 on-base percentage...**MIGUEL JIMINEZ** finished the year with a stellar 2.92 ERA, 19th best in the league...also had a complete-game, 9-inning 2-hitter in 1-0 win over South Bend...also had a 3-hitter in 3-1 win over Kane County on August 29th.

### INDIVIDUAL BATTING

PLAYER	AVG.	G	AB	R	H	2B	3B	HR	RBI	BB	SO	SB
Aracena, Luinis	.167	92	257	24	43	6	2	0	18	26	64	8
Booker, Eric	.265	55	196	33	52	8	1	5	29	43	53	7
Duncan, Jeff	.200	96	245	23	49	9	3	4	31	38	82	5
Felix, Lauro	.211	53	199	29	42	4	0	0	13	29	41	7
Francisco, David	.195	43	133	9	26	5	1	0	11	16	32	3
Francisco, Vicente	.214	118	355	34	76	3	2	0	20	23	89	4
Gubanich, Creighton	.248	121	404	46	100	19	3	9	55	41	101	0
Haven, Tom	.209	93	234	30	49	6	1	8	37	44	57	3
Hust, Gary	.194	114	387	41	75	13	3	10	45	36	163	5
Jones, Brian	.141	23	71	6	10	2	0	0	3	2	27	0
Kuehl, John	.208	13	48	5	10	2	0	0	3	3	14	1
Leary, Rob	.255	116	365	47	93	18	3	4	48	66	64	3
Mendez, Ricardo	.081	16	37	2	3	1	1	0	2	3	10	1
Parker, Brad	.238	66	261	29	62	10	0	5	36	16	51	5
Reid, Greg	.259	60	189	27	49	9	2	2	16	28	56	8
Sheldon, Scott	.272	74	279	41	76	16	0	6	24	32	78	5
Thomsen, Chris	.108	27	65	6	7	2	0	0	1	8	21	0
Walker, Dane	.296	82	287	56	85	13	2	3	23	42	58	23
Williams, George	.304	115	349	56	106	18	2	5	42	76	53	9

**MADISON, cont.**

**INDIVIDUAL PITCHING**

PITCHER	W	L	ERA	G	GS	CG	SV	IP	H	R	ER	BB	SO
Aracena, Luis	0	0	4.15	3	0	0	0	4.1	3	2	2	1	4
Ariola, Tony	1	0	2.20	3	3	0	0	16.1	15	4	4	2	11
Cusey, Lee	1	3	2.68	39	0	0	12	50.1	42	24	15	11	53
Duncan, Jeff	0	0	1.69	3	0	0	0	5.1	2	1	1	3	1
Fermin, Ramon	5	5	2.43	14	14	1	0	77.2	66	33	21	35	37
Foster, Clifton	5	4	2.83	10	10	1	0	60.1	53	25	19	25	51
Havens, Tom	0	0	0.00	1	0	0	0	1.0	0	0	0	0	0
Jiminez, Miguel	7	7	2.92	26	19	2	0	120.1	78	48	39	78	135
Leary, Rob	0	0	27.00	1	0	0	0	1.0	2	3	3	2	0
Millay, Keith	2	2	3.64	7	6	0	0	42.0	28	22	17	20	28
Minik, Tim	0	0	2.93	18	0	0	1	30.2	24	16	10	12	18
Misa, Joe	0	0	0.00	4	0	0	1	5.2	6	5	0	3	8
Myers, Tom	3	1	2.93	39	0	0	3	43.0	39	17	14	21	42
Pierce, Rob	2	3	4.42	34	0	0	5	59.0	62	33	29	30	56
Rose, Scott	2	2	4.25	8	8	1	0	36.0	35	22	17	10	15
Rossiter, Mike	8	14	3.96	27	27	2	0	154.2	135	83	68	68	135
Scharff, Tony	7	9	4.68	42	9	0	1	109.2	107	73	57	69	81
Shoemaker, Steve	2	5	5.08	22	11	2	1	83.1	98	56	47	18	56
Smock, Greg	1	0	0.60	8	0	0	1	15.0	14	9	1	6	8
Stowell, Brad	5	7	4.83	29	18	0	0	108.0	105	69	58	73	85
Sutch, Ray	4	6	4.11	49	1	0	7	70.0	67	40	32	43	54
Thees, Michael	1	3	5.32	16	1	0	1	23.2	22	16	14	12	18
Thomsen, Chris	0	0	9.00	1	0	0	0	1.0	1	1	1	1	0
Wengert, Don	3	4	3.38	7	7	0	0	40.0	41	20	15	17	29

**SOUTHERN OREGON A's (A)**

**Mailing Address:**  
 P.O. Box 1457  
 Medford, OR 97501  
**Phone:** (503) 770-5364  
**League:** Northwest

**President:** Fred Herrmann  
**General Manager:** Bill Courtney  
**Manager:** Dick Scott  
**Coach:** Rick Rodriguez and Tony DeFrancesco  
**Trainer:** Shane Borchert

**RICHARD EDWARD SCOTT**



**Born:** Ellsworth, Maine, July 19, 1962  
**Bats:** Right      **Throws:** Right  
**Height:** 6-1      **Weight:** 175

Infielder in his playing career.

Dickie Scott is in his third year as manager in the A's minor league organization, his first at Southern Oregon. He was named Manager of the Year at Scottsdale of the Arizona league in his first year as manager and spent the 1992 season at Madison. He played professional ball for 10 years, including his last two with A's organization at Tacoma. He batted .308 in his last year as a player-coach at the A's Triple-A affiliate. Scott made his only major league appearance with the A's in 1989. He was 0 for 2 in three games but did drive in a run during his two-week stay. He was signed by

the A's as a minor league six-year free agent following the 1988 season after spending eight years in the New York Yankee organization. Originally a 17th round selection of the Yankees in the June, 1981 draft, he played at every level in the Yankee chain except the major leagues. After spending his first year in pro ball at Bradenton of the Gulf Coast League, Scott batted .500 in a brief five-game stint with the Yankees AAA Columbus team. He had perhaps his most productive season with Ft. Lauderdale of the Florida State league in 1984, batting .245 with 6 home runs and 37 RBI. In 1986, he hit .270 at Columbus and he finished his career in the Yankee organization at Albany (AA) in 1988.

**MANAGERIAL RECORD**

Year	Club	League	Position	W-L
1991	Scottsdale	Arizona	1st	39-21
1992	Madison	Midwest	5th - Northern Division	33-35
			7th - Northern Division	26-40



**Rick Rodriguez**



**Tony DeFrancesco**



**Shane Borchert**

## 1992 SOUTHERN OREGON A's RECAP

**Record:** 39-37, 3rd place - South

**WHERE THEY STOOD:** Led the league in hitting with a .267 average...also led the league with 134 doubles and 56 homers...3rd in the league in pitching with a 3.75 ERA (Bellingham, 3.45)...fielded at a .953 pace, good for 3rd in the league (Bend, .966)

**HONORS, ETC.:** Outfielder **TERANCE FRAZIER**, an Oakland native, and third baseman **MARK SOBOLEWSKI** were both named to the post-season Northwest League All-Star team.

**AMONGST THE LEADERS:** **JASON WHITE** led the A's in hitting with a .297 average, good for 13th in the league...was also tied for 3rd in the league with 16 doubles...**TERANCE FRAZIER** hit .294 to finish 14th in the league...had 24 stolen bases, good for 5th in the league...**MARK SOBOLEWSKI** also had a strong year leading the league in doubles (18) and finishing 16th in hitting (.290), 3rd in total bases (225), 2nd in at-bats (262), tied for 4th in hits (76) and 3rd in extra base hits (25)...**GARY HAUGHT** led the league in ERA with a 1.98 mark and was also tied for 2nd with 8 wins...**JOHN MACCAULEY** and **TIM BOJAN** finished 12th and 13th in ERA, respectively, with a 3.65 and 3.76 ERA...Bojan also tied for 2nd with 2 complete games...and he had one of just four 3-hitters in the league, going the distance in a 3-1 loss to Bellingham.

**THE CYCLE:** First baseman **TROY PENIX** hit for the cycle on August 11th in Everett...Everett manager Norm Sherry said that Penix's homer that night was the farthest he had ever seen.

## INDIVIDUAL BATTING

PLAYER	AVG.	G	AB	R	H	2B	3B	HR	RBI	BB	SO	SB
Cromer, David	.208	50	168	17	35	7	0	4	26	13	34	4
Eldridge, Brian	.302	17	53	8	16	3	0	1	7	3	6	3
Endebrock, Kurt	.203	30	64	9	13	0	0	0	2	9	26	1
Felix, Lauro	.417	11	24	5	10	1	0	1	3	8	5	2
Frazier, Terance	.294	62	238	49	70	8	2	1	26	20	39	24
Galligani, Marcel	.200	47	120	20	24	6	0	1	18	30	33	6
Geis, Jason	.311	44	148	23	46	10	0	4	15	15	48	2
Giambi, Jason	.317	13	41	9	13	3	0	3	13	9	6	1
Johnson, Herman	.243	25	70	11	17	6	0	1	15	11	18	1
Killeen, Tim	.235	39	119	20	28	7	0	3	12	17	30	5
Leshner, Brian	.191	46	136	21	26	7	1	3	18	12	35	3
Loomis, Geoffrey	.254	61	228	35	58	7	1	5	26	28	37	4
Mendez, Ricardo	.220	38	109	14	24	3	2	0	11	16	26	2
Moore, Mark	.331	41	118	17	39	11	0	3	18	11	22	1
Norton, Rick	.276	9	29	1	8	2	0	0	5	1	11	0
Penix, Troy	.287	56	209	25	60	9	2	7	38	21	52	4
Ramirez, Roberto	.455	5	22	8	10	3	1	2	4	1	4	0
Scott, Sean	.243	50	140	23	34	6	0	3	11	30	47	3
Sobolewski, Mark	.290	68	262	44	76	18	0	7	38	33	52	2
Thomsen, Chris	.280	7	25	4	7	1	1	1	5	1	9	0
White, Jason	.297	66	232	38	69	16	1	6	34	28	67	4

## MEDIA INFORMATION

### TAXI COMPANIES

Associated	(510) 893-4991
Bay Area	(510) 536-3000
Coliseum	(510) 533-6600
Yellow	(510) 444-1234

### TELEPHONE COMPANY

Pacific Bell	(510) 811-9000
--------------	----------------

### AIRLINES

Alaska	(800) 426-0333
American	(800) 433-7300
America West	(510) 839-1292
Delta	(510) 834-9080
Northwest	(800) 225-2525
Southwest	(510) 465-3655
United	(415) 891-9497
Continental	(415) 893-4158

## SOUTHERN OREGON, cont.

### INDIVIDUAL PITCHING

PITCHER	W	L	ERA	G	GS	CG	SV	IP	H	R	ER	BB	SO
Banks, Jim	3	2	2.83	24	0	8	28.2	20	11	9	17	40	
Bennett, Robert	2	6	5.81	17	6	0	2	48.0	60	41	31	20	41
Bojan, Tim	2	3	3.76	15	15	2	0	83.2	88	54	35	27	69
Byerly, Jim	0	0	3.62	20	0	0	4	37.1	32	21	15	16	29
Caruso, Gino	2	0	0.42	12	0	0	1	21.1	15	3	1	18	27
Foster, Clifton	0	0	1.38	4	4	0	0	13.0	7	4	2	6	14
Galligani, Marcel	0	0	9.00	1	0	0	0	2.0	4	2	2	2	4
Gienger, Craig	5	4	4.48	14	13	0	0	66.1	77	45	33	22	42
Griffin, Steve	0	0	2.75	8	0	0	0	19.2	14	9	6	12	12
Haight, Gary	8	2	1.98	19	4	0	2	68.1	58	18	15	14	69
King, Richard	3	7	6.00	15	14	1	0	69.0	81	52	46	22	71
Lemke, Steve	5	5	3.99	21	0	0	1	49.2	63	35	22	9	41
Maccauley, John	4	5	3.65	16	8	0	0	69.0	64	39	28	21	42
Payne, Stan	2	0	4.33	8	7	0	0	27.0	25	13	13	6	32
Post, Jeff	1	3	5.54	7	0	0	0	13.0	18	10	8	3	7
Wengert, Don	2	0	1.46	6	5	1	0	37.0	32	6	6	7	29

## SCOTTSDALE A's (Rookie)

**Mailing Address:**  
3370 N. Hayden Rd. #123-236  
Scottsdale, AZ 84251  
**Phone:** (602) 949-5951  
**League:** Arizona

**Manager:** Bruce Hines  
**Coach:** Scott Budner  
**Trainer:** Greg Hauck

### BRUCE EDWIN HINES

**Born:** Pomona, California, November 7, 1957  
**Bats:** Right      **Throws:** Right  
**Height:** 5-10      **Weight:** 180

Infielder in his playing career.

Bruce Hines returns to manage Scottsdale after leading the A's affiliate in the Arizona rookie league to the championship in his first season last year. This will be Hines fourth season as a minor league manager as he also managed the California Angels rookie team from 1985-86, guiding Salem to a 77-71 mark in two seasons. He also served as a scout with the Angels organization and was the minor league roving defensive instructor for three years before joining California's major league staff as first base coach last year. His responsibilities also included defense and baserunning instruction in addition to assisting with the weight strengthening program. Hines played three seasons in the minor leagues for San Diego and Oakland, finishing his playing career with the A's in 1982. He was originally selected by the San Diego Padres in the 18th round of the June, 1980 draft after graduating from with a B.S. in Physical Education from LaVerne College. Bruce attended Bonita High School in Pomona, CA, lettering in football and baseball.

### MANAGERIAL RECORD

Year	Club	League	Position	W-L
1985	Salem	Northwest	2nd - Oregon Division	39-35
1986	Salem	Northwest	3rd - Oregon Division	38-36
1991	Scottsdale	Arizona	1st	34-22



Bruce Hines



Scott Budner



Greg Hauck

## 1992 SCOTTSDALE A's RECAP

Record: 34-22, 1st

**CAPTURING THE FLAG:** Won Arizona League for 2nd straight season, this time under the tutelage of **BRUCE HINES**.

**WHERE THEY STOOD:** Hit .259 to finish 2nd in the league (Mariners, .275)...4th in the league in pitching with a 3.33 ERA (Giants, 2.87)...Led the league in fielding with a .950 fielding percentage.

**HONORS, ETC.:** Also led the league with a 12-5 record in one-run games and a 19-9 record on the road...Oakland native **JOHN JONES** finished 4th in the league in hitting with a .318 average...he also finished 4th with a .410 on-base percentage...**PABLO LANTIGUA** hit .307 to finish 8th in the league...**FELIX SALVADOR** and **BRENDAN HAUSE** finished 10th and 11th in the league with a .304 and .303 average, respectively...Hause also had 13 doubles to tie for 4th in the league and was named to the Arizona League All-Star team...**DAVID KEEL** was 5th in total bases (74), led the league with 6 triples and finished tied for 4th in the league with 16 extra base hits...**WILLIAM URBINA** was 7-1 with a 2.28 ERA to finish 8th in the league in ERA and lead the league in wins...**STACY HOLLINS** also had a strong season, going 6-3 with a 3.39 ERA...led the league in strikeouts (93) and innings pitched (93.0) and tied for the league lead in games started with 14...finished 3rd in the league with his 6 wins, was second with 2 shutouts and tied for 3rd with 3 complete games.

### INDIVIDUAL BATTING

PLAYER	AVG.	G	AB	R	H	2B	3B	HR	RBI	BB	SO	SB
Batista, Tony	.246	45	167	32	41	6	2	0	22	15	29	1
Cox, Steve	.234	52	184	30	43	4	1	1	35	27	50	2
Darwin, Brian	.140	42	107	14	15	3	1	0	9	19	34	4
Dilone, Juan	.237	48	152	30	36	5	0	0	13	39	42	12
Francisco, David	.405	10	37	12	15	1	1	1	8	5	6	6
Guillen, Jose	.220	11	41	6	9	1	0	0	9	4	7	3
Hause, Brendan	.303	45	145	23	44	13	1	0	17	13	32	0
Jones, Brian	.348	19	66	12	23	2	1	2	13	8	8	4
Jones, John	.318	44	148	23	47	7	0	1	16	9	31	0
Keel, David	.272	50	191	34	52	10	6	0	24	20	38	1
Lantigua, Pablo	.307	43	153	30	47	6	2	0	15	11	26	7
McArn, Brian	.225	24	71	9	16	1	0	0	6	11	17	3
Moncion, Manuel	.180	23	61	6	11	3	0	0	2	3	13	0
Salvador, Felix	.304	46	148	29	45	8	3	1	22	30	15	13
Sanderfer, Shawn	.263	25	57	8	15	3	0	0	9	5	16	1
Smith, Brandon	.263	11	19	1	5	1	0	0	4	1	1	0
Ventura, Leonardo	.156	32	77	8	12	3	0	0	5	14	25	0
Yots, Adrian	.194	21	62	3	12	0	0	0	6	6	19	1

### INDIVIDUAL PITCHING

PITCHER	W	L	ERA	G	GS	CG	SV	IP	H	R	ER	BB	SO
Belliard, Carlos	1	2	2.93	13	5	1	0	46.0	36	19	15	27	54
Caruso, Gino	1	1	4.76	7	1	0	1	17.0	15	14	9	12	22
Domenico, Brian	2	4	4.32	17	5	0	2	41.2	38	31	20	29	35
Griffin, Steve	0	1	0.87	6	0	0	0	10.1	5	4	1	3	11
Grigsby, Benji	1	1	1.64	3	3	0	0	11.0	4	2	2	1	7
Hause, Brendan	1	0	2.66	14	0	0	2	20.1	18	10	6	5	31
Hollins, Stacy	6	3	3.39	15	14	3	0	93.0	89	47	35	19	93
Martinez, Julio	3	3	3.36	10	8	0	1	59.0	57	28	22	12	37
Moncion, Manuel	0	0	0.00	1	0	0	0	1.0	0	0	0	0	1
Montgomery, Trent	2	2	4.03	11	2	0	1	29.0	26	20	13	17	17
Post, Jeff	5	0	3.60	14	0	0	1	30.0	25	15	12	3	28
Sawyer, Zack	5	4	3.95	10	10	1	0	68.1	74	38	30	11	54
Urbina, William	7	1	2.28	12	8	0	0	59.1	51	21	15	12	45

### INSIDE THE PARK HOME RUNS AT THE COLISEUM

August 22, 1971--Reggie Jackson vs. Boston  
 June 10, 1979--Jim Essian vs. Toronto  
 June 22, 1979--Larry Murray vs. Texas  
 September 26, 1980--Ben Oglivie of Milwaukee  
 June 18, 1984--Davey Lopes vs. Kansas City  
 June 21, 1987 (2nd game)--Bob Brower of Texas (Grand Slam)

## MINOR LEAGUE PLAYERS

### KURT THOMAS ABBOTT

SS

**Born:** Zanesville, Ohio, June 2, 1969

**Bats:** Right      **Throws:** Right

**Height:** 6-0      **Weight:** 170

**Home:** St. Petersburg, FL

**Obtained:** Selected in the 15th round of June, 1989 free agent draft

Graduated from Dixie Hollins HS in 1987...Physical Education major at St. Petersburg Junior College...signed by Bill Meyer.

#### LIFETIME RECORD

Year	Club/League	AVG.	G	AB	R	H	2B	3B	HR	RBI	BB	SO	SB
1989	Scottsdale, Arizona	.271	36	155	27	42	5	3	0	25	8	40	0
	Southern Oregon, Northwest	.100	5	10	2	1	0	0	0	1	0	3	1
1990	Madison, Midwest	.232	104	362	38	84	18	0	0	28	47	74	21
1991	Modesto, California	.255	58	216	36	55	8	2	3	25	29	55	6
	Huntsville, Southern	.247	53	182	18	45	6	1	0	11	17	39	6
1992	Huntsville, Southern	.254	124	452	64	115	14	5	9	52	31	75	15
	Tacoma, Pacific Coast	.154	11	39	2	6	1	0	0	1	4	9	1

### MARK ROBERT ACRE

RHP

**Born:** Concord, California, September 16, 1968

**Bats:** Right      **Throws:** Right

**Height:** 6-8      **Weight:** 235

**Home:** Corning, California

**Obtained:** Signed as an undrafted free agent, August 5, 1991

Graduated from Corning Union HS in 1986...attended New Mexico State...signed by Craig Wallenbrock.

#### LIFETIME RECORD

Year	Club/League	W	L	ERA	G	GS	CG	SV	IP	H	R	ER	BB	SO
1991	Scottsdale, Arizona	2	0	2.70	6	0	0	0	10.0	10	3	3	6	6
1992	Reno, California	4	4	4.56	35	8	0	2	77.0	67	56	39	50	65

### DANA ERIC ALLISON

LHP

**Born:** Front Royal, Virginia, August 14, 1966

**Bats:** Right      **Throws:** Left

**Height:** 6-3      **Weight:** 215

**Home:** Front Royal, Virginia

**Obtained:** Selected in the 21st round of the June, 1989 free agent draft

Graduated from Warren County HS in 1985...received a degree in Political Science from James Madison University in 1989...signed by Michael Jones...made his Major League debut with the A's on April 12, 1991 against Seattle and recorded first M.L. victory two days later against the same club.

#### HITTING WITH RUNNERS IN SCORING POSITION

PLAYER	AVG.	AB	H	PLAYER	AVG.	AB	H
Baines	.270	122	33	Kingery	.167	6	1
Blankenship	.193	88	17	Lansford	.265	147	39
Bordick	.273	154	42	McGwire	.280	107	30
Brosius	.261	23	6	Neel	.182	11	2
Browne	.321	78	25	Quirk	.174	46	8
Canseco (OAK)	.282	117	33	Ready	.206	34	7
Fox	.205	44	9	Sierra (TOT)	.282	156	44
Hemond (OAK)	.143	7	1	Steinbach	.340	97	33
D. Henderson	.095	21	2	Weiss	.138	87	12
R. Henderson	.258	89	23	Wilson	.237	97	23
Howitt (OAK)	.091	11	1	<b>TOTALS</b>	<b>.252</b>	<b>1407</b>	<b>355</b>

**LIFETIME RECORD**

Year	Club/League	W	L	ERA	G	GS	CG	SV	IP	H	R	ER	BB	SO
1989	Madison, Midwest	2	3	1.13	13	0	0	1	24.0	24	6	3	3	16
	So. Oregon, Northwest	0	2	1.84	11	2	0	4	29.1	17	8	6	4	27
1990	Modesto, California	0	0	2.33	10	0	0	4	19.1	13	9	5	3	19
	Huntsville, Southern	7	1	2.39	35	0	0	2	52.2	52	14	14	6	36
	Tacoma, Pacific Coast	0	0	0.00	2	0	0	0	1.1	1	0	0	1	2
1991	Tacoma, Pacific Coast	3	1	4.37	18	0	0	0	22.2	25	12	11	11	13
	OAKLAND	1	1	7.36	11	0	0	0	11.0	16	9	9	5	4
1992	Huntsville, Southern	4	1	2.93	22	6	0	1	61.1	51	24	20	5	40
	Tacoma, Pacific Coast	2	3	4.84	19	4	0	0	44.2	63	32	24	17	17
<b>M.L. Totals</b>		<b>1</b>	<b>1</b>	<b>7.36</b>	<b>11</b>	<b>0</b>	<b>0</b>	<b>0</b>	<b>11.0</b>	<b>16</b>	<b>9</b>	<b>9</b>	<b>5</b>	<b>4</b>

**LUNIS ANTONIO ARACENA**

**OF**

**Born:** Santiago, Dominican Republic, August 5, 1970

**Bats:** Right      **Throws:** Right

**Height:** 6-0      **Weight:** 170

**Home:** Mao, Dominican Republic

**Obtained:** Signed as a free agent, December 20, 1988

**LIFETIME RECORD**

Year	Club/League	AVG.	G	AB	R	H	2B	3B	HR	RBI	BB	SO	SB
1989													
(Played in Dominican Republic)													
1990	Scottsdale, Arizona	.283	48	159	25	45	8	1	0	21	29	44	11
1991	Scottsdale, Arizona	.335	56	212	58	71	6	6	0	24	41	40	12
1992	Madison, Midwest	.167	92	257	24	43	6	2	0	18	26	64	8

**BRADLEY JAMES ARNSBERG**

**RHP**

**Born:** Seattle, Washington, August 20, 1963

**Bats:** Right      **Throws:** Right

**Height:** 6-4      **Weight:** 210

**Home:** Arlington, Texas

**Obtained:** Signed as a free agent, February 5, 1993

Originally signed by the New York Yankees after being drafted in the first round of the secondary phase of the June, 1983 draft...played parts of two seasons with New York before being traded to Texas...has also played in the Chicago Cubs and Cleveland Indians organizations.

**LIFETIME RECORD**

Year	Club/League	W	L	ERA	G	GS	CG	SV	IP	H	R	ER	BB	SO
1984	Greensboro, South Atlantic	12	5	2.95	23	23	10	0	158.2	121	61	52	59	112
1985	Albany, Eastern	14	2	1.59	20	20	9	0	141.1	105	34	25	35	82
1986	Columbus, International	8	12	4.21	28	28	6	0	177.1	168	108	83	53	96
	NEW YORK (AL)	0	0	3.38	2	1	0	0	8.0	13	3	3	1	3
1987	Columbus, International	12	5	2.88	19	19	9	0	144.0	140	55	46	37	83
	NEW YORK (AL)	1	3	5.59	6	2	0	0	19.1	22	12	12	13	14
1988	TEXAS								(Injured—Did not play)					
1989	Oklahoma City, Amer. Assoc.	6	8	4.06	18	18	4	0	115.1	117	58	52	34	61
	TEXAS	2	1	4.13	16	1	0	1	48.0	45	27	22	22	26
1990	Oklahoma City, Amer. Assoc.	0	4	5.16	14	3	0	2	29.2	35	19	17	10	17
	TEXAS	6	1	2.15	53	0	0	5	62.2	56	20	15	33	44
1991	Oklahoma City, Amer. Assoc.	1	0	1.69	9	0	0	1	10.2	3	2	2	3	10
	TEXAS	0	1	8.38	9	0	0	0	9.2	10	9	9	5	8
1992	Iowa, Amer. Assoc.	0	8	6.51	20	11	1	1	74.2	95	60	54	27	33
	Colorado Springs, PCL	1	1	7.56	16	0	0	0	25.0	34	25	21	13	11
	CLEVELAND	0	0	11.81	8	0	0	0	10.2	13	14	14	11	5
<b>M.L. Totals</b>		<b>9</b>	<b>6</b>	<b>4.26</b>	<b>94</b>	<b>4</b>	<b>0</b>	<b>6</b>	<b>158.1</b>	<b>159</b>	<b>85</b>	<b>75</b>	<b>85</b>	<b>100</b>

**JEFFREY SCOTT BALLARD**

**LHP**

**Born:** Billings, Montana, August 13, 1963

**Bats:** Left      **Throws:** Left

**Height:** 6-2      **Weight:** 203

**Home:** Cockeysville, Maryland

**Obtained:** Signed as a minor league free agent, January 13, 1993

Originally signed by Baltimore after being selected in the 7th round of the June, 1985 free agent draft...made his major league debut with the Orioles on May 9, 1987 at Chicago...played parts of five seasons with Baltimore...spent 1992 in the St. Louis Cardinals organization.

**MINOR LEAGUE PLAYERS, cont.**

**LIFETIME RECORD**

Year	Club/League	W	L	ERA	G	GS	CG	SV	IP	H	R	ER	BB	SO
1985	Newark, New York-Penn	10	2	1.41	13	13	6	0	96.0	78	20	15	20	91
1986	Hagerstown, Eastern	9	5	1.85	17	17	5	0	112.0	106	39	23	32	115
	Charlotte, Southern	5	2	3.32	10	10	0	0	59.2	70	29	22	20	35
	Rochester, International	0	2	7.11	2	2	0	0	6.1	11	6	5	3	7
1987	Rochester, International	13	4	3.09	23	23	4	0	160.1	151	60	55	35	114
	BALTIMORE	2	8	6.59	14	14	0	0	69.2	100	60	51	35	27
1988	Rochester, International	4	3	2.97	9	8	3	0	60.2	56	26	20	11	32
	BALTIMORE	8	12	4.40	25	25	6	0	153.1	167	83	75	42	41
1989	BALTIMORE	18	8	3.43	35	35	4	0	215.1	240	95	82	57	62
1990	BALTIMORE	2	11	4.93	44	17	0	0	133.1	152	79	73	42	50
1991	BALTIMORE	6	12	5.60	26	22	0	0	123.2	153	91	77	28	37
	Rochester, International	3	3	4.41	7	7	3	0	51.0	63	27	25	10	19
1992	Louisville, Amer. Assoc.	12	8	2.52	24	24	3	0	160.2	164	57	45	34	76
<b>M.L. Totals</b>		<b>36</b>	<b>51</b>	<b>4.63</b>	<b>144</b>	<b>113</b>	<b>10</b>	<b>0</b>	<b>695.1</b>	<b>812</b>	<b>408</b>	<b>358</b>	<b>204</b>	<b>217</b>

**JAMES WESLEY BANKS**

**RHP**

**Born:** Memphis, Tennessee, January 3, 1970

**Bats:** Right      **Throws:** Right

**Height:** 6-1      **Weight:** 195

**Home:** Olive Branch, Mississippi

**Obtained:** Selected in the 39th round of the June, 1992 free agent draft.

Graduated from Southaven HS in 1988...attended Shelby State College...signed by Bill Merkel.

**LIFETIME RECORD**

Year	Club/League	W	L	ERA	G	GS	CG	SV	IP	H	R	ER	BB	SO
1992	So. Oregon, Northwest	3	2	2.83	24	0	0	8	28.2	20	11	9	17	40

**LEOCADIO FRANCISCO BATISTA**

**IF**

Goes by Tony

**Born:** Puerto Plata, Dominican Republic, December 9, 1973

**Bats:** Right      **Throws:** Right

**Height:** 6-0      **Weight:** 145

**Home:** Mao, Dominican Republic

**Obtained:** Signed as an undrafted free agent, February 8, 1991

Signed by Juan Marichal.

**LIFETIME RECORD**

Year	Club/League	AVG.	G	AB	R	H	2B	3B	HR	RBI	BB	SO	SB
1991													
1992	Scottsdale, Arizona	.246	45	167	32	41	6	2	0	22	15	29	1

**GARRETT WILLIAM BEARD**

**IF**

**Born:** Pittsburgh, Pennsylvania, February 1, 1969

**Bats:** Right      **Throws:** Right

**Height:** 6-1      **Weight:** 190

**Home:** Irwin, Pennsylvania

**Obtained:** Selected by the Oakland A's in the minor league draft (Rule 5) from the Los Angeles Dodgers San Antonio roster, December 9, 1991

Was originally drafted by Los Angeles in the 46th round of the June, 1988 free agent draft.

**LIFETIME RECORD**

Year	Club/League	AVG.	G	AB	R	H	2B	3B	HR	RBI	BB	SO	SB
1989	Salem, Northwest	.241	75	274	38	66	11	2	6	54	31	58	22
1990	Yakima, Northwest	.272	60	232	29	63	13	1	5	39	17	30	5
1991	Bakersfield, California	.276	48	152	22	42	14	0	6	30	27	30	0
1992	Modesto, California	.270	98	348	55	94	12	2	10	59	51	84	4

**CARLOS JUAN BELLIARD (GUZMAN)****LHP****Born:** Monte Cristi, Dominican Republic, November 4, 1972**Bats:** Left      **Throws:** Left**Height:** 6-1      **Weight:** 150**Home:** Monte Cristi, Dominican Republic**Obtained:** Signed as an undrafted free agent, January 3, 1991

Attended Juan Pablo Duarte HS...signed by Juan Marichal.

**LIFETIME RECORD**

Year	Club/League	W	L	ERA	G	GS	CG	SV	IP	H	R	ER	BB	SO
1991														
1992	Scottsdale, Arizona	1	2	2.93	13	5	1	0	46.0	36	19	15	27	55

**ROBERT ANTOINE BENNETT****RHP****Born:** Rapid City, South Dakota, December 30, 1970**Bats:** Right      **Throws:** Right**Height:** 6-4      **Weight:** 205**Home:** Rapid City, South Dakota**Obtained:** Selected in the 7th round of the June, 1992 free agent draft

Graduated from Rapid City Central HS in 1989...attended Dartmouth college...signed by J.P. Ricciardi.

**LIFETIME RECORD**

Year	Club/League	W	L	ERA	G	GS	CG	SV	IP	H	R	ER	BB	SO
1992	So. Oregon, Northwest	2	6	5.81	17	6	0	2	48.0	60	41	31	20	41

**TIMOTHY PATRICK BOJAN****RHP****Born:** Oak Forest, Illinois, May 28, 1970**Bats:** Right      **Throws:** Right**Height:** 6-2      **Weight:** 195**Home:** New Lenox, Illinois**Obtained:** Selected in the 36th round of the June, 1992 free agent draft

Graduated from Lincoln Way HS in 1988...attended the College of St. Francis...signed by Marty Miller.

**LIFETIME RECORD**

Year	Club/League	W	L	ERA	G	GS	CG	SV	IP	H	R	ER	BB	SO
1992	So. Oregon, Northwest	2	3	3.76	15	15	2	0	83.2	88	54	35	27	69

**DEAN MICHAEL BORRELLI****C****Born:** Methven, Massachusetts, October 20, 1966**Bats:** Right      **Throws:** Right**Height:** 6-2      **Weight:** 210**Home:** Salem, New Hampshire**Obtained:** Selected in the 20th round of the June, 1988 free agent draft.

Graduated from Lawrence Catholic HS in 1985...played hockey and football there along with baseball...went on to the University of Massachusetts, where he was All-New England...signed by J.P. Ricciardi.

**LIFETIME RECORD**

Year	Club/League	AVG.	G	AB	R	H	2B	3B	HR	RBI	BB	SO	SB
1988	Southern Oregon, Northwest	.200	43	140	9	28	7	1	0	6	10	18	0
1989	Huntsville, Southern	.154	5	13	0	2	1	0	0	2	2	6	0
	Madison, Midwest	.153	20	59	2	9	1	0	1	6	4	18	0
1990	Modesto, California	.230	52	148	22	34	9	1	1	11	24	25	0
	Huntsville, Southern	.179	27	78	7	14	4	1	1	4	5	20	0
1991	Huntsville, Southern	.190	64	184	9	35	4	1	0	7	15	45	1
1992	Huntsville, Southern	.202	85	238	20	48	5	0	1	23	26	45	3

**DID YOU KNOW...**

That Phoenix Suns All-Star guard Kevin Johnson was drafted by the Oakland A's in the 23rd round of the June, 1986 free agent draft. He played two games for the Modesto A's in 1986.

**MINOR LEAGUE PLAYERS, cont.****JAMES R. BOWIE****IF****Born:** Tokyo, Japan, February 17, 1965**Bats:** Left      **Throws:** Left**Height:** 6-0      **Weight:** 205**Home:** Suisun City, California**Obtained:** Signed as a minor league free agent, January 4, 1993

Was originally drafted by the Seattle Mariners in the 12th round of the June, 1986...graduated from Armijo HS in 1983...attended Sacramento City College and Louisiana State University.

**LIFETIME RECORD**

Year	Club/League	AVG.	G	AB	R	H	2B	3B	HR	RBI	BB	SO	SB
1986	Bellingham, Northwest	.277	72	274	47	76	12	1	5	68	38	53	4
1987	Wausau, Midwest	.266	127	448	56	119	26	0	10	66	56	67	8
1988	San Bernardino, California	.293	139	529	76	155	28	0	15	102	58	84	8
1989	Calgary, Pacific Coast	.268	100	336	28	90	12	0	4	37	17	45	2
	Williamsport, Eastern	.262	11	42	3	11	5	0	0	1	5	7	0
1990	Williamsport, Eastern	.274	128	446	45	122	18	0	5	48	51	47	0
1991	Jacksonville, Southern	.310	123	448	51	139	25	0	10	67	36	67	3
	Calgary, Pacific Coast	.340	14	50	9	17	3	0	1	7	2	8	0
1992	Jacksonville, Southern	.286	80	276	36	79	16	0	10	43	41	40	0
	Calgary, Pacific Coast	.238	49	172	17	41	6	0	1	17	21	25	3

**JOHN ERIC BRISCOE****RHP****Born:** La Grange, Illinois, September 22, 1967**Bats:** Right      **Throws:** Right**Height:** 6-3      **Weight:** 185**Home:** Richardson, Texas**Obtained:** Selected in the 3rd round of the June, 1988 free agent draft.

Graduated from Berkner HS in 1985...attended Texas Christian University...made his M.L. debut with the A's on April 18, 1991.

**LIFETIME RECORD**

Year	Club/League	W	L	ERA	G	GS	CG	SV	IP	H	R	ER	BB	SO
1988	Scottsdale, Arizona	1	1	3.51	7	6	0	0	25.2	26	14	10	6	23
1989	Madison, Midwest	7	5	4.21	21	20	1	0	117.2	121	66	55	57	69
1990	Modesto, California	3	6	4.59	29	12	1	4	86.1	72	50	44	52	66
	Huntsville, Southern	0	0	13.50	3	0	0	0	4.2	9	7	7	7	7
1991	Huntsville, Southern	2	0	0.00	2	0	0	0	4.1	1	2	0	2	6
	Tacoma, Pacific Coast	3	5	3.66	22	9	0	1	76.1	73	35	31	44	66
	OAKLAND	0	0	7.07	11	0	0	0	14.0	12	11	11	10	9
1992	Tacoma, Pacific Coast	2	5	5.88	33	6	0	0	78.0	78	62	51	68	66
	OAKLAND	0	1	6.43	2	2	0	0	7.0	12	6	5	9	4
	<b>M.L. Totals</b>	<b>0</b>	<b>0</b>	<b>6.86</b>	<b>13</b>	<b>2</b>	<b>0</b>	<b>0</b>	<b>21.0</b>	<b>24</b>	<b>17</b>	<b>16</b>	<b>19</b>	<b>13</b>

**RUSSELL ALLEN BROCK****RHP****Born:** Cincinnati, Ohio, October 13, 1969**Bats:** Right      **Throws:** Right**Height:** 6-5      **Weight:** 210**Home:** Lockland, Ohio**Obtained:** Selected in the 2nd round of the June, 1991 free agent draft.

Graduated from Lockland HS in 1988...attended the University of Michigan...signed by Mike Stafford.

**LIFETIME RECORD**

Year	Club/League	W	L	ERA	G	GS	CG	SV	IP	H	R	ER	BB	SO
1991	So. Oregon, Northwest	4	0	3.12	8	8	1	0	43.1	37	19	15	12	48
	Modesto, California	1	2	4.00	4	4	0	0	27.0	25	15	12	6	12
1992	Reno, California	3	10	4.40	25	23	0	0	90.0	109	61	44	34	72

**JAMES FRANCIS BUCCHERI****OF****Born:** Brooklyn, New York, November 12, 1968**Bats:** Right      **Throws:** Right**Height:** 5-11      **Weight:** 165**Home:** Huntington Beach, California**Obtained:** Selected in the 24th round of the June, 1988 free agent draft.

Was invited to try out for the 1988 U.S. Olympic team after being an All-American at Golden West Junior College...graduated from Cibola HS in 1986...signed by Mike Sgobba.

**LIFETIME RECORD**

Year	Club/League	AVG.	G	AB	R	H	2B	3B	HR	RBI	BB	SO	SB
1988	Southern Oregon, Northwest	.289	58	232	42	67	8	1	0	17	20	35	25
1989	Madison, Midwest	.233	115	433	56	101	9	0	2	28	26	61	43
1990	Modesto, California	.280	36	125	27	35	4	1	0	7	25	16	15
	Huntsville, Southern	.209	84	278	39	58	2	1	0	22	40	38	14
1991	Huntsville, Southern	.212	100	340	48	72	15	0	0	22	71	60	35
1992	Reno, California	.367	63	259	65	95	14	2	4	38	56	40	33
	Huntsville, Southern	.150	20	60	8	9	2	1	1	5	9	18	5
	Tacoma, Pacific Coast	.299	46	127	24	38	6	3	0	13	27	25	10

**JAMES NED BYERLY****RHP****Born:** Lindsay, Oklahoma, June 14, 1970**Bats:** Right      **Throws:** Right**Height:** 6-3      **Weight:** 210**Home:** Norman, Oklahoma**Obtained:** Selected in the 40th round of the June, 1992 free agent draft

Graduated from Noble HS in 1988...attended Montclair State College...signed by Chris Pittaro.

**LIFETIME RECORD**

Year	Club/League	W	L	ERA	G	GS	CG	SV	IP	H	R	ER	BB	SO
1992	So. Oregon, Northwest	0	0	3.62	20	0	0	4	37.1	32	21	15	16	29

**STEPHEN PAUL CALLAHAN****LHP****Born:** Clarkston, Washington, January 7, 1967**Bats:** Left      **Throws:** Left**Height:** 6-1      **Weight:** 180**Home:** Lewiston, Idaho**Obtained:** Acquired from San Francisco Giants as PTBNL in Joel Chimelis trade (7/4/91), December 12, 1991.

Was originally selected by San Francisco in the 17th round of the June, 1989 free agent draft...graduated from Clarkston HS in 1985...attended Lewis &amp; Clark (ID) College.

**LIFETIME RECORD**

Year	Club/League	W	L	ERA	G	GS	CG	SV	IP	H	R	ER	BB	SO
1989	Everett, Northwest	5	3	2.06	25	0	0	6	35.0	31	13	8	8	25
1990	Clinton, Midwest	2	4	2.25	41	0	0	2	64.0	52	25	16	25	47
1991	San Jose, California	5	5	2.09	41	0	0	1	60.1	53	22	14	31	61
1992	Modesto, California	9	3	3.53	49	0	0	7	81.2	75	39	32	43	83

**KEVIN WADE CAMPBELL****RHP**

See biography in 1993 Non-Roster Players section, page 109.

**THOMAS RAYMOND CARCIONE****C****Born:** Chicago, Illinois, April 9, 1967**Bats:** Right      **Throws:** Right**Height:** 6-1      **Weight:** 190**Home:** River Grove, Illinois**Obtained:** Selected in the 10th round of the June, 1988 free agent draft.

Graduated from Holy Cross HS in 1985...played baseball, basketball and football there...attended Connors State Junior College and Texas A&amp;M University...signed by Bill Gayton.

## MINOR LEAGUE PLAYERS, cont.

### LIFETIME RECORD

Year	Club/League	AVG.	G	AB	R	H	2B	3B	HR	RBI	BB	SO	SB
1988	Southern Oregon, Northwest	.187	43	139	12	26	3	0	1	21	19	59	1
1989	Modesto, California	.222	89	270	32	60	5	3	4	27	38	76	2
	Madison, Midwest	.214	8	28	4	6	1	0	1	3	4	11	0
1990	Modesto, California	.231	66	195	22	45	5	0	5	25	29	47	0
	Huntsville, Southern	.194	24	62	6	12	0	1	0	9	13	12	1
1991	Huntsville, Southern	.122	17	49	4	6	0	1	0	4	8	17	0
1992	Modesto, California	.271	84	269	47	73	11	1	5	45	68	60	2
	Huntsville, Southern	.167	17	48	3	8	0	0	1	4	5	11	0

### EUGENE JOSEPH CARUSO

LHP

Goes by Gino

Born: Henderson, Nevada, July 20, 1969

Bats: Right Throws: Left

Height: 5-11 Weight: 180

Home: Las Vegas, Nevada

Obtained: Signed as an undrafted free agent, June 18, 1992.

Graduated from Basic HS in 1987...graduated from Westmont College in 1992...signed by Craig Wallenbrock.

### LIFETIME RECORD

Year	Club/League	W	L	ERA	G	GS	CG	SV	IP	H	R	ER	BB	SO
1992	Scottsdale, Arizona	1	1	4.76	7	1	0	1	17.0	15	14	9	12	22
	So. Oregon, Northwest	2	0	0.42	12	0	0	1	21.1	15	3	1	18	27

### STEPHEN VINCENT CHITREN

RHP

Born: Tokyo, Japan, June 8, 1967

Bats: Right Throws: Right

Height: 6-0 Weight: 180

Home: Las Vegas, Nevada

Obtained: Selected in the 6th round of the June, 1989 free agent draft

Graduated from Valley HS in 1985...graduated from Stanford with a B.A. in Biology...was the closer for Stanford's 1987 and 1988 National Champs...made his ML debut with the A's in 1990...signed by Grady Fuson.

### LIFETIME RECORD

Year	Club/League	W	L	ERA	G	GS	CG	SV	IP	H	R	ER	BB	SO
1989	Madison, Midwest	2	1	1.19	20	0	0	7	22.2	13	3	3	4	17
	So. Oregon, Northwest	0	0	1.80	2	0	0	0	5.0	3	2	1	2	3
1990	Huntsville, Southern	2	4	1.68	48	0	0	27	53.2	32	18	10	22	61
	Tacoma, Pacific Coast	0	0	0.00	1	0	0	0	0.2	1	0	0	0	2
	OAKLAND	1	0	1.02	8	0	0	0	17.2	7	2	2	4	19
1991	OAKLAND	1	4	4.33	56	0	0	4	60.1	59	31	29	32	47
1992	Tacoma, Pacific Coast	4	7	6.82	29	7	0	0	62.0	64	53	47	46	37
	M.L. Totals	2	4	3.58	64	0	0	4	78.0	66	33	31	36	66

### ROBERT WILLIAM CHOUINARD

RHP

Born: Manila, Philippines, May 1, 1972

Bats: Right Throws: Right

Height: 6-1 Weight: 172

Home: Forest Grove, Oregon

Obtained: Acquired from the Baltimore Orioles with RHP Allen Plaster in exchange for OF Harold Baines, January 14, 1993

Originally selected by the Baltimore Orioles in the 5th round of the June, 1990 free agent draft...graduated from Forest Grove HS in 1990...played for the 1989 Forest Grove World Champion Babe Ruth team.

### LIFETIME RECORD

Year	Club/League	W	L	ERA	G	GS	CG	SV	IP	H	R	ER	BB	SO
1990	Bluefield, Appalachian	2	5	3.70	10	10	2	0	56.0	61	34	23	14	30
1991	Kane County, Midwest	2	4	4.64	6	6	1	0	33.0	45	24	17	5	17
	Bluefield, Appalachian	5	1	3.48	6	6	0	0	33.2	44	19	13	11	31
1992	Kane County, Midwest	10	14	2.08	26	26	9	0	181.2	152	60	42	38	112

**CRAIG PATRICK CONNOLLY****RHP****Born:** New York, New York, February 16, 1968**Bats:** Right      **Throws:** Right**Height:** 6-3      **Weight:** 190**Home:** Stony Point, New York**Obtained:** Selected in the 29th round of the June, 1990 free agent draft.

Graduated from St. Joseph HS in 1986...attended the University of Pennsylvania...graduated with a degree in U.S. History...signed by J.P. Ricciardi.

**LIFETIME RECORD**

Year	Club/League	W	L	ERA	G	GS	CG	SV	IP	H	R	ER	BB	SO
1990	So. Oregon, Northwest	6	3	3.33	21	1	0	2	46.0	41	19	17	20	45
1991	Madison, Midwest	2	1	4.34	15	3	0	1	37.1	39	19	18	11	49
1992	Reno, California	4	2	3.91	21	0	0	2	46.0	39	20	20	20	56

**MICHAEL JAMES CONTE****OF****Born:** Greensburg, Pennsylvania, August 11, 1967**Bats:** Right      **Throws:** Right**Height:** 6-2      **Weight:** 195**Home:** Brownsville, Pennsylvania**Obtained:** Selected in the 19th round of the June, 1989 free agent draft.

Graduated from Brownsville (PA) Area H.S. in 1984...a Political Science major at Virginia Tech University...signed by Dick Bogard.

**LIFETIME RECORD**

Year	Club/League	AVG.	G	AB	R	H	2B	3B	HR	RBI	BB	SO	SB
1989	Southern Oregon, Northwest	.302	61	245	64	74	12	0	5	28	27	40	19
1990	Madison, Midwest	.173	55	173	24	30	2	1	4	16	21	38	4
	Modesto, California	.243	73	268	31	65	14	1	6	37	35	50	6
1991	Modesto, California	.375	11	40	5	15	4	1	0	7	3	7	3
	Huntsville, Southern	.228	104	359	36	82	10	0	5	30	25	58	8
1992	Huntsville, Southern	.238	97	290	32	69	10	3	1	26	38	42	6

**CHARLES STEVEN COX****IF****Born:** Delano, California, October 31, 1974**Bats:** Left      **Throws:** Left**Height:** 6-4      **Weight:** 200**Home:** Strathmore, California**Obtained:** Selected in the 5th round of the June, 1992 free agent draft

Graduated from Monache HS in 1992...signed by Craig Wallenbrock.

**LIFETIME RECORD**

Year	Club/League	AVG.	G	AB	R	H	2B	3B	HR	RBI	BB	SO	SB
1992	Scottsdale, Arizona	.234	52	184	30	43	4	1	1	35	27	50	2

**DAVID THOMAS CROMER****OF****Born:** Lake City, South Carolina, March 19, 1971**Bats:** Left      **Throws:** Left**Height:** 6-2      **Weight:** 190**Home:** Lexington, South Carolina**Obtained:** Selected in the 11th round of the June, 1992 free agent draft

Graduated from Lexington HS in 1989...attended the University of South Carolina...signed by Mark Conkin.

**LIFETIME RECORD**

Year	Club/League	AVG.	G	AB	R	H	2B	3B	HR	RBI	BB	SO	SB
1992	Southern Oregon, Northwest	.208	50	168	17	35	7	0	4	26	13	34	4



**BRIAN ALBERT DOMENICO****RHP**

Born: Lynn, Massachusetts, February 10, 1973

Bats: Right      Throws: Right

Height: 6-2      Weight: 190

Home: Lincoln, Rhode Island

Obtained: Selected in the 19th round of the June, 1992 free agent draft

Graduated from Lincoln HS in 1992...attended Dean Junior College...signed by J.P. Ricciardi.

**LIFETIME RECORD**

Year	Club/League	W	L	ERA	G	GS	CG	SV	IP	H	R	ER	BB	SO
1992	Scottsdale, Arizona	2	4	4.32	17	5	0	2	41.2	38	31	20	29	35

**KIRK RICHARD DRESSENDORFER****RHP**

See biography in 1993 Non-Roster Players section, page 111.

**BRIAN DANIEL ELDRIDGE****IF**

Born: Inglewood, California, March 5, 1970

Bats: Right      Throws: Right

Height: 5-10      Weight: 180

Home: North Hills, California

Obtained: Selected in the 13th round of the June, 1992 free agent draft

Graduated from James Monroe HS in 1988...attended the University of Oklahoma...signed by Steve Nichols.

**LIFETIME RECORD**

Year	Club/League	AVG.	G	AB	R	H	2B	3B	HR	RBI	BB	SO	SB
1992	Southern Oregon, Northwest	.302	17	53	8	16	3	0	1	7	3	6	3

**SCOTT DOUGLAS ERWIN****RHP**

Born: Tampa, Florida, August 21, 1967

Bats: Right      Throws: Right

Height: 6-1      Weight: 215

Home: Tampa, Florida

Obtained: Selected in the 5th round of the June, 1989 free agent draft

Graduated from H.B. Plant HS in 1985...attended Georgia Tech.

**LIFETIME RECORD**

Year	Club/League	W	L	ERA	G	GS	CG	SV	IP	H	R	ER	BB	SO
1989	So. Oregon, Northwest	6	3	3.36	15	15	0	0	83.0	68	36	31	43	83
1990	Modesto, California	6	11	4.32	25	25	2	0	131.1	122	89	63	78	128
1991	Modesto, California	1	0	2.70	11	0	0	2	13.1	7	4	4	6	22
	Huntsville, Southern	1	4	3.63	19	0	0	2	22.1	15	10	9	17	30
1992	Huntsville, Southern	3	5	3.28	23	0	0	1	35.2	25	14	13	27	39

**LAURO FELIX****IF**

Born: El Paso, Texas, June 24, 1970

Bats: Right      Throws: Right

Height: 5-9      Weight: 150

Home: El Paso, Texas

Obtained: Selected in the 49th round of the June, 1992 free agent draft.

Graduated from Socorro HS in 1988...attended New Mexico State...signed by John Kazanas.

**LIFETIME RECORD**

Year	Club/League	AVG.	G	AB	R	H	2B	3B	HR	RBI	BB	SO	SB
1992	Southern Oregon, Northwest	.417	11	24	5	10	1	0	1	3	8	5	2
	Madison, Midwest	.211	53	199	29	42	4	0	0	13	29	41	7

**MINOR LEAGUE PLAYERS, cont.****RAMON ANTONIO FERMIN (VENTURA)****RHP****Born:** San Francisco de Macoris, Dominican Republic, November 25, 1972**Bats:** Right      **Throws:** Right**Height:** 6-3      **Weight:** 180**Home:** San Francisco de Macoris, Dominican Republic**Obtained:** Signed as a free agent, December 1, 1989**LIFETIME RECORD**

Year	Club/League	W	L	ERA	G	GS	CG	SV	IP	H	R	ER	BB	SO	
1990		(Played in Dominican Republic)													
1991	Scottsdale, Arizona	3	0	2.13	7	3	1	0	25.1	20	6	6	4	11	
	Modesto, California	1	0	4.38	3	2	0	0	12.1	16	7	6	3	5	
1992	Madison, Midwest	5	5	2.43	14	14	1	0	77.2	66	33	21	35	37	
	Modesto, California	2	3	5.70	14	5	0	1	42.2	50	31	27	19	18	

**CLIFTON BERNARD FOSTER****RHP****Born:** Texarkana, Texas, December 24, 1971**Bats:** Right      **Throws:** Right**Height:** 6-0      **Weight:** 187**Home:** Texarkana, Texas**Obtained:** Selected in the 6th round of the June, 1992 free agent draft

Graduated from Arkansas HS in 1989...attended the University of Oklahoma...signed by Steve Nichols.

**LIFETIME RECORD**

Year	Club/League	W	L	ERA	G	GS	CG	SV	IP	H	R	ER	BB	SO
1992	So. Oregon, Northwest	0	0	1.38	4	4	0	0	13.0	7	4	2	6	14
	Madison, Midwest	5	4	2.83	10	10	1	0	60.1	53	25	19	25	51

**ERIC HOLLIS FOX****OF**

See biography in 1993 Non-Roster Players section, page 112.

**DAVID FRANCISCO****IF****Born:** Santiago, Dominican Republic, February 27, 1972**Bats:** Right      **Throws:** Right**Height:** 5-11      **Weight:** 160**Home:** Los Reyes, Santiago, Dominican Republic**Obtained:** Signed as a free agent, January 15, 1990**LIFETIME RECORD**

Year	Club/League	AVG.	G	AB	R	H	2B	3B	HR	RBI	BB	SO	SB	
1990		(Played in Dominican Republic)												
1991	Scottsdale, Arizona	.240	56	208	34	50	7	4	1	34	24	30	14	
1992	Scottsdale, Arizona	.378	10	37	12	14	1	1	1	8	5	6	6	
	Madison, Midwest	.195	43	133	9	26	5	1	0	11	16	32	3	
	Reno, California	.188	7	16	5	3	0	0	0	0	3	5	1	

**VICENTE ANTONIO FRANCISCO****IF****Born:** Mao, Dominican Republic, July 5, 1972**Bats:** Switch      **Throws:** Right**Height:** 6-2      **Weight:** 155**Home:** Mao, Dominican Republic**Obtained:** Signed as a free agent, January 15, 1990**LIFETIME RECORD**

Year	Club/League	AVG.	G	AB	R	H	2B	3B	HR	RBI	BB	SO	SB
1990	Scottsdale, Arizona	.246	43	175	23	43	3	2	0	14	6	42	5
1991	Scottsdale, Arizona	.202	33	119	18	24	3	1	1	9	13	26	2
	Southern Oregon, Northwest	.289	15	38	8	11	1	0	0	3	7	11	0
1992	Madison, Midwest	.214	118	355	34	76	3	2	0	20	23	89	4

**TERANCE FRAZIER***OF***Born:** Oakland, California, December 20, 1968**Bats:** Right      **Throws:** Right**Height:** 5-10      **Weight:** 185**Home:** Oakland, California**Obtained:** Selected in the 24th round of the June, 1992 free agent draft

Graduated from Fremont HS in 1987...attended Fresno State and the University of New Mexico...signed by Bill Bowman.

**LIFETIME RECORD**

Year	Club/League	AVG.	G	AB	R	H	2B	3B	HR	RBI	BB	SO	SB
1992	Southern Oregon, Northwest	.294	62	238	49	70	8	2	1	26	20	39	24

**MARCEL CHRISTIAN GALLIGANI***IF***Born:** Newburgh, New York, March 30, 1971**Bats:** Right      **Throws:** Right**Height:** 6-1      **Weight:** 175**Home:** Mamaroneck, New York**Obtained:** Selected in the 9th round of the June, 1992 free agent draft

Graduated from Mamaroneck HS in 1989...attended Iona College...signed by Chris Pittaro.

**LIFETIME RECORD**

Year	Club/League	AVG.	G	AB	R	H	2B	3B	HR	RBI	BB	SO	SB
1992	Southern Oregon, Northwest	.200	47	120	20	24	6	0	1	18	30	33	6

**CHAON ERIC GARLAND***RHP***Born:** Long Beach, California, October 29, 1969**Bats:** Right      **Throws:** Right**Height:** 6-5      **Weight:** 190**Home:** Odessa, Florida**Obtained:** Selected in the 3rd round of the June, 1990 free agent draft.

Graduated from Holy Ghost Prep in 1987...an Economics major at Haverford College...signed by J.P. Ricciardi.

**LIFETIME RECORD**

Year	Club/League	W	L	ERA	G	GS	CG	SV	IP	H	R	ER	BB	SO
1990	So. Oregon, Northwest	4	3	3.08	11	9	0	0	49.2	40	21	17	15	42
1991	Modesto, California	8	9	4.32	27	24	1	1	156.1	159	88	75	61	117
1992	Modesto, California	7	3	2.74	16	16	2	0	105.0	79	39	32	46	86
	Huntsville, Southern	3	4	6.59	9	8	0	0	42.1	49	33	31	24	25

**WEBSTER GARRISON***IF***Born:** Marrero, Louisiana, August 24, 1965**Bats:** Right      **Throws:** Right**Height:** 5-11      **Weight:** 170**Home:** Marrero, Louisiana**Obtained:** Re-signed as a six-year free agent, January 23, 1992.

Originally drafted by Toronto in the second round of the June, 1983 free agent draft...graduated from John Ehret HS in 1982...signed by the A's prior to the 1991 season.

**A's PLAYERS WHO HAVE PITCHED**

PLAYER	DATE	OPPONENT	SCORE	DEC	IP	H	R	ER	BB	SO
Vance Law	10/2/91	at Kansas City	5-16	-	.2	1	0	0	1	0
Mark Wagner	8/20/84	at Detroit	1-14	-	1.2	2	0	0	1	1
Garry Hancock	6/25/84	at Kansas City	0-16	-	1.1	0	0	0	0	0
Wayne Gross	5/18/83	at Minnesota	5-16	-	2.1	2	0	0	1	0
Jeff Newman	9/14/77	at Kansas City #2	0-6	-	1.0	1	0	0	0	0

**MINOR LEAGUE PLAYERS, cont.**

**LIFETIME RECORD**

Year	Club/League	AVG.	G	AB	R	H	2B	3B	HR	RBI	BB	SO	SB
1984	Florence, South Atlantic	.239	129	502	80	120	14	0	0	33	57	44	16
1985	Kinston, Carolina	.203	129	449	40	91	14	1	1	30	42	76	22
1986	Florence, South Atlantic	.240	105	354	47	85	10	0	3	40	56	53	4
	Knoxville, Southern	.000	5	6	0	0	0	0	0	0	0	2	1
1987	Dunedin, Florida State	.283	128	477	70	135	14	4	0	44	57	53	27
1988	Knoxville, Southern	.255	138	534	61	136	24	5	0	40	53	74	42
1989	Knoxville, Southern	.271	54	203	38	55	6	2	4	14	33	38	18
	Syracuse, International	.285	50	151	18	43	7	1	0	9	18	25	3
1990	Syracuse, International	.198	37	101	12	20	5	1	0	10	14	20	0
1991	Huntsville, Southern	.264	31	110	18	29	9	0	2	10	16	21	5
	Tacoma, Pacific Coast	.215	75	237	28	51	11	2	2	28	26	34	4
1992	Huntsville, Southern	.276	91	348	50	96	25	4	8	61	30	59	8
	Tacoma, Pacific Coast	.241	33	116	15	28	5	1	2	17	2	12	1

**BRENT ROBERT GATES**

**IF**

See biography in 1993 Non-Roster Players section, page 114.

**RICHARD LEO GEDMAN**

**C**

See biography in 1993 Non-Roster Players section, page 115.

**JASON NEIL GEIS**

**OF**

**Born:** Vancouver, Washington, January 19, 1970

**Bats:** Right      **Throws:** Right

**Height:** 6-3      **Weight:** 215

**Home:** Vancouver, Washington

**Obtained:** Signed as an undrafted free agent, June 9, 1992

Graduated from Hudsons Bay HS in 1988...graduated from the University of Portland in 1992...signed by Dave Roberts.

**LIFETIME RECORD**

Year	Club/League	AVG.	G	AB	R	H	2B	3B	HR	RBI	BB	SO	SB
1992	Southern Oregon, Northwest	.311	44	148	23	46	10	0	4	15	15	48	2

**JASON GILBERT GIAMBI**

**IF**

**Born:** West Covina, California, January 8, 1971

**Bats:** Left      **Throws:** Right

**Height:** 6-2      **Weight:** 200

**Home:** Covina, California

**Obtained:** Selected in the 2nd round of the June, 1992 free agent draft

Graduated from South Hills HS in 1989...attended Long Beach State...was a member of the 1992 U.S. Olympic team that competed in Barcelona...signed by Ed Crosby.

**LIFETIME RECORD**

Year	Club/League	AVG.	G	AB	R	H	2B	3B	HR	RBI	BB	SO	SB
1992	Southern Oregon, Northwest	.317	13	41	9	13	3	0	3	13	9	6	1

**CRAIG LYNN GIENGER**

**RHP**

**Born:** Goodland, Kansas, April 25, 1970

**Bats:** Right      **Throws:** Right

**Height:** 6-3      **Weight:** 210

**Home:** Castle Rock, Colorado

**Obtained:** Selected in the 32nd round of the June, 1992 free agent draft

Graduated from Douglas County HS in 1989...attended Brigham Young University...signed by John Kazanas.

**LIFETIME RECORD**

Year	Club/League	W	L	ERA	G	GS	CG	SV	IP	H	R	ER	BB	SO
1992	So. Oregon, Northwest	5	4	4.48	14	13	0	0	66.1	77	45	33	22	42

**FABIO EVELIO GOMEZ**

IF

**Born:** La Romana, Dominican Republic, May 12, 1968  
**Bats:** Right      **Throws:** Right  
**Height:** 6-0      **Weight:** 210  
**Home:** Tucson, Arizona  
**Obtained:** Signed as a minor league free agent, March 31, 1992

Originally signed as a free agent by the Cleveland Indians, November 25, 1986...graduated from Liceo Union Panamericano HS in 1986.

**LIFETIME RECORD**

Year	Club/League	AVG.	G	AB	R	H	2B	3B	HR	RBI	BB	SO	SB
1987	Burlington, Appalachian	.184	22	76	6	14	2	0	2	9	2	23	2
1988	Burlington, Appalachian	.202	57	188	17	38	3	1	4	22	11	46	7
1989	Kinston, Carolina	.267	17	45	5	12	0	0	1	5	1	12	1
	Watertown, New York-Penn	.331	73	296	63	98	15	4	9	57	15	55	6
1990	Kinston, Carolina	.247	121	430	72	106	18	8	8	51	53	91	13
1991	Columbus, South Atlantic	.227	12	44	4	10	0	1	0	6	4	8	0
1992	Reno, California	.306	130	503	101	154	16	12	19	115	62	97	7

**RICHARD MICHAEL GOSSAGE**

RHP

See biography in 1993 Non-Roster Players section, page 118.

**STEVEN DANIEL GRIFFIN**

RHP

**Born:** Burlingame, California, September 22, 1971  
**Bats:** Right      **Throws:** Right  
**Height:** 6-0      **Weight:** 190  
**Home:** San Bruno, California  
**Obtained:** Signed as an undrafted free agent, June 13, 1992.

Graduated from Serra HS in 1989...attended Fresno State University...signed by Bill Bowman.

**LIFETIME RECORD**

Year	Club/League	W	L	ERA	G	GS	CG	SV	IP	H	R	ER	BB	SO
1992	Scottsdale, Arizona	0	1	0.87	6	0	0	0	10.1	5	4	1	3	11
	So. Oregon, Northwest	0	0	2.75	8	0	0	0	19.2	14	9	6	12	12

**MICHAEL BENJAMIN GRIGSBY**

RHP

Goes by Benji

**Born:** Key West, Florida, December 2, 1970  
**Bats:** Right      **Throws:** Right  
**Height:** 6-1      **Weight:** 195  
**Home:** Lafayette, Louisiana  
**Obtained:** Selected in the 1st round (20th selection overall) of the June, 1992 free agent draft.

Graduated from Lafayette HS in 1988...graduated from Lassen Junior College and attended San Diego State University...signed by Bill Gayton.

**LIFETIME RECORD**

Year	Club/League	W	L	ERA	G	GS	CG	SV	IP	H	R	ER	BB	SO
1992	Scottsdale, Arizona	1	1	1.64	3	3	0	0	11.0	4	2	2	1	7

**CREIGHTON WADE GUBANICH**

C

**Born:** Belleville, New Jersey, March 27, 1972  
**Bats:** Right      **Throws:** Right  
**Height:** 6-3      **Weight:** 200  
**Home:** Phoenixville, Pennsylvania  
**Obtained:** Selected in the 6th round of the June, 1990 free agent draft.

Graduated from Phoenixville Area HS in 1990...signed by J.P. Ricciardi.

## MINOR LEAGUE PLAYERS, cont.

### LIFETIME RECORD

Year	Club/League	AVG.	G	AB	R	H	2B	3B	HR	RBI	BB	SO	SB
1990													
1991	Southern Oregon, Northwest	.227	43	132	23	30	7	2	4	18	19	35	0
1992	Madison, Midwest	.248	121	404	46	100	19	3	9	55	41	101	0

### JOSE MANUEL GUILLEN (CALCANO)

IF

**Born:** Santo Domingo, Dominican Republic, June 1, 1973  
**Bats:** Both      **Throws:** Right  
**Height:** 5-11      **Weight:** 150  
**Home:** Santo Domingo, Dominican Republic  
**Obtained:** Signed as an undrafted free agent, August 10, 1990

Signed by Juan Marichal.

### LIFETIME RECORD

Year	Club/League	AVG.	G	AB	R	H	2B	3B	HR	RBI	BB	SO	SB
1990													
1991													
1992	Scottsdale, Arizona	.244	11	41	6	10	1	0	0	9	4	7	3
	Reno, California	.216	28	74	6	16	0	0	0	4	10	13	2

### CHRISTOPHER LEE HART

OF

**Born:** Kansas City, Missouri, May 2, 1969  
**Bats:** Right      **Throws:** Right  
**Height:** 6-0      **Weight:** 190  
**Home:** Harrisonburg, Virginia  
**Obtained:** Selected in the 5th round of the June, 1990 free agent draft.

Graduated from Harrisonburg HS in 1988...attended Auburn University...signed by Bill Merkel.

### LIFETIME RECORD

Year	Club/League	AVG.	G	AB	R	H	2B	3B	HR	RBI	BB	SO	SB
1990	Southern Oregon, Northwest	.264	67	239	50	63	14	2	6	32	37	85	15
1991	Southern Oregon, Northwest	.143	9	21	3	3	1	0	0	1	1	5	0
	Modesto, California	.250	37	88	9	22	4	0	0	13	8	22	2
1992	Modesto, California	.284	120	450	76	128	20	3	13	86	35	135	15

### GARY ALLEN HAUGHT

RHP

**Born:** Tacoma, Washington, September 29, 1970  
**Bats:** Switch      **Throws:** Right  
**Height:** 6-1      **Weight:** 180  
**Home:** Choctaw, Oklahoma  
**Obtained:** Selected in the 22nd round of the June, 1992 free agent draft.

Graduated from Choctaw HS in 1988...attended Southwest Louisiana...signed by Bill Gayton.

### LIFETIME RECORD

Year	Club/League	W	L	ERA	G	GS	CG	SV	IP	H	R	ER	BB	SO
1992	So. Oregon, Northwest	8	2	1.98	19	4	0	2	68.1	58	18	15	14	69

### BRENDAN SEAN HAUSE

IF

**Born:** San Diego, California, October 21, 1974  
**Bats:** Left      **Throws:** Left  
**Height:** 6-1      **Weight:** 185  
**Home:** San Diego, California  
**Obtained:** Selected in the 37th round of the June, 1992 free agent draft

Graduated from Mira Mesa HS in 1992...signed by Ed Crosby.

**LIFETIME RECORD**

Year	Club/League	AVG.	G	AB	R	H	2B	3B	HR	RBI	BB	SO	SB
1992	Scottsdale, Arizona	.303	45	145	23	44	13	1	0	17	13	32	0

**KENNETH MILES HOKUF****RHP**

**Born:** Orange, California, August 18, 1968  
**Bats:** Right      **Throws:** Right  
**Height:** 6-2      **Weight:** 205  
**Home:** Huntington Beach, California  
**Obtained:** Signed as a free agent, June 19, 1990

Graduated from Edison HS in 1986...attended Chapman College but was not drafted following his senior year...signed by Rick Burleson.

**LIFETIME RECORD**

Year	Club/League	W	L	ERA	G	GS	CG	SV	IP	H	R	ER	BB	SO
1990	Scottsdale, Arizona	3	4	5.40	20	0	0	0	36.2	43	33	22	25	36
1991	Modesto, California	3	4	4.17	28	0	0	7	45.1	38	24	21	25	43
1992	Modesto, California	7	2	4.17	35	6	0	2	101.1	98	57	47	62	67

**STACY EVAN HOLLINS****RHP**

**Born:** Conroe, Texas, July 31, 1972  
**Bats:** Right      **Throws:** Right  
**Height:** 6-3      **Weight:** 175  
**Home:** Willis, Texas  
**Obtained:** Selected in the 43rd round of the June, 1992 free agent draft.

Graduated from Willis HS in 1990...attended San Jacinto Junior College...signed by Bill Gayton.

**LIFETIME RECORD**

Year	Club/League	W	L	ERA	G	GS	CG	SV	IP	H	R	ER	BB	SO
1992	Scottsdale, Arizona	6	3	3.39	15	14	3	0	93.0	89	47	35	19	93

**GARY ARTHUR HUST****OF**

**Born:** Hattiesburg, Mississippi, March 15, 1972  
**Bats:** Right      **Throws:** Right  
**Height:** 6-4      **Weight:** 205  
**Home:** Petal, Mississippi  
**Obtained:** Selected in the 2nd round of the June, 1990 free agent draft.

Graduated from Petal HS in 1990...his high school team won the state championship his senior year...signed by Bill Merkel.

**LIFETIME RECORD**

Year	Club/League	AVG.	G	AB	R	H	2B	3B	HR	RBI	BB	SO	SB
1990	Scottsdale, Arizona	.190	43	147	12	28	1	2	1	9	11	60	2
1991	Southern Oregon, Northwest	.276	64	246	42	68	5	5	10	49	24	94	8
1992	Madison, Midwest	.194	114	387	41	75	13	3	10	45	36	163	5

**TODD JAMES INGRAM****RHP**

**Born:** Bellevue, Washington, April 1, 1968  
**Bats:** Right      **Throws:** Right  
**Height:** 6-4      **Weight:** 200  
**Home:** Bellevue, Washington  
**Obtained:** Selected in the 21st round of the June, 1991 free agent draft.

Graduated from Sammamish HS in 1986...attended Bellevue Community College and the University of Arizona...signed by John Kazanas.

**LIFETIME RECORD**

Year	Club/League	W	L	ERA	G	GS	CG	SV	IP	H	R	ER	BB	SO
1991	So. Oregon, Northwest	6	5	3.43	17	12	1	1	81.1	72	39	31	39	64
1992	Reno, California	1	7	7.22	41	9	0	9	67.1	91	69	54	40	44

## MINOR LEAGUE PLAYERS, cont.

### MIGUEL ANTHONY JIMENEZ

RHP

**Born:** New York, New York, August 19, 1969

**Bats:** Right      **Throws:** Right

**Height:** 6-2      **Weight:** 205

**Home:** New York, New York

**Obtained:** Selected in the 12th round of the June, 1991 free agent draft.

Graduated from John F. Kennedy HS in 1987...attended Fordham University and graduated in 1991...signed by J.P. Ricciardi.

#### LIFETIME RECORD

Year	Club/League	W	L	ERA	G	GS	CG	SV	IP	H	R	ER	BB	SO
1991	So. Oregon, Northwest	0	2	3.12	10	9	0	0	34.2	22	21	12	34	39
1992	Madison, Midwest	7	7	2.92	26	19	2	0	120.1	78	48	39	78	135
	Huntsville, Southern	1	0	1.80	1	1	0	0	5.0	3	1	1	3	8

### DOUGLAS ALAN JOHNS

LHP

**Born:** South Bend, Indiana, December 19, 1967

**Bats:** Right      **Throws:** Left

**Height:** 6-2      **Weight:** 185

**Home:** Plantation, Florida

**Obtained:** Selected in the 16th round of the June, 1990 free agent draft.

Graduated from Nova HS in 1986...attended the University of Virginia and graduated with a degree in Psychology in 1990...signed by Pat Sullivan.

#### LIFETIME RECORD

Year	Club/League	W	L	ERA	G	GS	CG	SV	IP	H	R	ER	BB	SO
1990	Scottsdale, Arizona	3	1	1.84	8	7	1	0	44.0	36	17	9	9	37
	So. Oregon, Northwest	0	2	5.73	6	2	0	1	11.0	13	9	7	11	9
1991	Madison, Midwest	12	6	3.23	38	14	1	2	128.1	108	59	46	54	104
1992	Reno, California	13	10	3.26	27	26	4	0	179.1	194	98	65	64	101
	Huntsville, Southern	0	0	3.94	3	1	0	0	16.0	21	11	7	5	4

### HERMAN LEE JOHNSON

C

**Born:** Bay City, Texas, August 11, 1969

**Bats:** Right      **Throws:** Right

**Height:** 6-0      **Weight:** 205

**Home:** Dallas, Texas

**Obtained:** Selected in the 34th round of the June, 1992 free agent draft

Graduated from Skyline HS in 1987...attended Northwood Institute...signed by Bill Gayton.

#### LIFETIME RECORD

Year	Club/League	AVG.	G	AB	R	H	2B	3B	HR	RBI	BB	SO	SB
1992	So. Oregon, Northwest	.243	25	70	11	17	6	0	1	15	11	18	1
	Reno, California	.167	2	6	0	1	0	0	0	2	2	1	0

### JOHN MILLS JONES

IF

**Born:** Beeville, Texas, September 14, 1972

**Bats:** Right      **Throws:** Right

**Height:** 6-3      **Weight:** 195

**Home:** Oakland, California

**Obtained:** Selected in the 47th round of the June, 1992 free agent draft

Graduated from Skyline HS in 1990...attended Laney Junior College...signed by Dave Bowman.

#### LIFETIME RECORD

Year	Club/League	AVG.	G	AB	R	H	2B	3B	HR	RBI	BB	SO	SB
1992	Scottsdale, Arizona	.318	44	148	23	47	7	0	1	16	9	31	0

Goes by David

**Born:** Huntsville, Alabama, July 23, 1982**Bats:** Left      **Throws:** Right**Height:** 6-3      **Weight:** 205**Home:** Toney, Alabama**Obtained:** Selected in the 23rd round of the June, 1992 free agent draft

Graduated from Lee HS in 1990...attended Motlow State Community College...signed by Billy Merkel.

## LIFETIME RECORD

Year	Club/League	AVG.	G	AB	R	H	2B	3B	HR	RBI	BB	SO	SB
1992	Scottsdale, Arizona	.272	50	191	34	52	10	6	0	24	20	39	1

## TIMOTHY LOUIS KILLEEN

C

**Born:** Phoenix, Arizona, July 26, 1970**Bats:** Left      **Throws:** Right**Height:** 6-0      **Weight:** 195**Home:** Phoenix, Arizona**Obtained:** Selected in the 14th round of the June, 1992 free agent draft

Graduated from Chaparral HS in 1988...attended the University of Iowa...signed by Marty Miller.

## LIFETIME RECORD

Year	Club/League	AVG.	G	AB	R	H	2B	3B	HR	RBI	BB	SO	SB
1992	Southern Oregon, Northwest	.235	39	119	20	28	7	0	3	12	17	30	5

## RICHARD GREENE KIMBALL

RHP

Goes by Ricky

**Born:** Decatur, Georgia, May 11, 1969**Bats:** Right      **Throws:** Right**Height:** 5-11      **Weight:** 182**Home:** Lithonia, Georgia**Obtained:** Selected in the 7th round of the June, 1991 free agent draft.

Graduated from Redan HS in 1987...attended Florida State...signed by Bill Meyer.

## LIFETIME RECORD

Year	Club/League	W	L	ERA	G	GS	CG	SV	IP	H	R	ER	BB	SO
1991	So. Oregon, Northwest	1	2	2.97	27	0	0	11	33.1	26	18	11	14	44
	Madison, Midwest	0	0	4.50	2	0	0	0	2.0	3	1	1	1	2
1992	Madison, Midwest								(Injured--Did not pitch)					

## JAMES RICHARD KING

RHP

**Born:** Gainseville, Florida, December 30, 1969**Bats:** Right      **Throws:** Right**Height:** 6-4      **Weight:** 205**Home:** Stone Mountain, Georgia**Obtained:** Selected in the 18th round of the June, 1992 free agent draft.

Graduated from Lithonia HS in 1988...attended the University of Tennessee...signed by Mark Conkin.

## LIFETIME RECORD

Year	Club/League	W	L	ERA	G	GS	CG	SV	IP	H	R	ER	BB	SO
1992	So. Oregon, Northwest	3	7	6.00	15	14	1	0	69.0	81	52	46	22	71

## JOHN KARL KUEHL

IF

**Born:** Fullerton, California, August 15, 1967**Bats:** Both      **Throws:** Right**Height:** 6-4      **Weight:** 200**Home:** Fountain Hills, Arizona**Obtained:** Signed as a minor league free agent, August 18, 1992

Originally selected by the San Diego Padres in the 33rd round of the June, 1988 free agent draft...graduated from Saguaro HS in 1985...attended the University of California.

**MINOR LEAGUE PLAYERS, cont.**

**LIFETIME RECORD**

Year	Club/League	AVG.	G	AB	R	H	2B	3B	HR	RBI	BB	SO	SB
1988	Spokane, Northwest	.325	76	302	55	98	25	1	5	65	29	72	13
1989	Charleston, South Atlantic	.258	139	534	84	138	30	2	20	98	48	126	8
1990													
(Injured--Did not play)													
1991	Waterloo, Midwest	.255	62	220	36	56	10	2	7	37	16	51	2
1992	High Desert, California	.173	22	75	10	13	3	1	2	12	12	14	1
	Madison, Midwest	.208	13	48	5	10	2	0	0	3	3	14	1

**DAVID SCOTT LATTER**

**RHP**

**Born:** Houston, Texas, October 14, 1966

**Bats:** Right      **Throws:** Right

**Height:** 6-3      **Weight:** 195

**Home:** Shorewood, Minnesota

**Obtained:** Selected in the 33rd round of the June, 1989 free agent draft.

An Exercise Science major at the University of Southern California...graduated from Lynbrook HS in 1985...signed by Craig Wallenbrock.

**LIFETIME RECORD**

Year	Club/League	W	L	ERA	G	GS	CG	SV	IP	H	R	ER	BB	SO
1989	So. Oregon, Northwest	1	1	2.29	28	1	0	1	51.0	38	20	13	14	28
1990	Madison, Midwest	6	8	2.53	43	1	0	1	78.1	52	29	22	34	77
1991	Huntsville, Southern	6	4	4.06	58	1	0	1	88.2	69	43	40	51	81
1992	Huntsville, Southern	8	1	3.03	47	0	0	0	77.1	66	31	26	27	64
	Tacoma, Pacific Coast	0	1	3.38	5	0	0	0	10.2	9	5	4	13	5

**ROBERT JOSEPH LEARY**

**1B**

**Born:** New York, New York, July 9, 1971

**Bats:** Left      **Throws:** Left

**Height:** 6-2      **Weight:** 190

**Home:** Floral Park, New York

**Obtained:** Selected in the 27th round of the June, 1991 free agent draft.

Graduated from Bayside HS in 1989...attended Louisburg Junior College...signed by Mark Conkin.

**LIFETIME RECORD**

Year	Club/League	AVG.	G	AB	R	H	2B	3B	HR	RBI	BB	SO	SB
1991	Scottsdale, Arizona	.324	59	213	42	69	11	1	2	44	51	21	2
1992	Madison, Midwest	.255	116	365	47	93	18	3	4	48	66	64	3

**STEVEN JOHN LEMKE**

**RHP**

**Born:** Chicago, Illinois, January 4, 1970

**Bats:** Right      **Throws:** Right

**Height:** 6-1      **Weight:** 185

**Home:** Lincolnshire, Illinois

**Obtained:** Signed as an undrafted free agent, June 14, 1992.

Graduated from Adlai E. Stevenson HS in 1988...attended Eastern Illinois University...signed by Marty Miller.

**LIFETIME RECORD**

Year	Club/League	W	L	ERA	G	GS	CG	SV	IP	H	R	ER	BB	SO
1992	So. Oregon, Northwest	5	5	3.99	21	0	0	1	49.2	63	35	22	9	41

**BRIAN HERBERT LESHNER**

**OF**

**Born:** Belgium, March 5, 1971

**Bats:** Right      **Throws:** Left

**Height:** 6-5      **Weight:** 205

**Home:** Newark, Delaware

**Obtained:** Selected in the 25th round of the June, 1992 free agent draft

Attended the University of Delaware...signed by J.P. Ricciardi.

## LIFETIME RECORD

Year	Club/League	AVG.	G	AB	R	H	2B	3B	HR	RBI	BB	SO	SB
1992	Southern Oregon, Northwest	.191	46	136	21	26	7	1	3	18	12	35	3

## JEFFREY PAUL LIGHT

RHP

**Born:** Los Angeles, California, January 14, 1970

**Bats:** Right      **Throws:** Right

**Height:** 6-3      **Weight:** 180

**Home:** Studio City, California

**Obtained:** Selected in the 13th round of the June, 1991 free agent draft.

Graduated from Montclair Prep in 1987...attended Stanford University and graduated in 1991...signed by Dick Bogard.

## LIFETIME RECORD

Year	Club/League	W	L	ERA	G	GS	CG	SV	IP	H	R	ER	BB	SO
1991	Scottsdale, Arizona	0	0	2.25	2	0	0	2	4.0	3	1	1	0	1
1992	Scottsdale, Arizona								(Injured--Did not pitch)					

## GEOFFREY SHAWN LOOMIS

IF

**Born:** Portland, Oregon, December 22, 1970

**Bats:** Right      **Throws:** Right

**Height:** 5-11      **Weight:** 182

**Home:** Oregon City, Oregon

**Obtained:** Selected in the 31st round of the June, 1992 free agent draft

Graduated from Oregon City HS in 1989...attended the University of Portland...signed by Dave Roberts.

## LIFETIME RECORD

Year	Club/League	AVG.	G	AB	R	H	2B	3B	HR	RBI	BB	SO	SB
1992	Southern Oregon, Northwest	.254	61	228	35	58	7	1	5	26	28	37	4

## WILLIAM OTIS LOVE

LHP

**Born:** Willows, California, June 25, 1968

**Bats:** Left      **Throws:** Left

**Height:** 6-3      **Weight:** 210

**Home:** Willows, California

**Obtained:** Selected in the 19th round of the June, 1988 free agent draft.

A graduate of Willows HS, went on to attend the University of Southwestern Louisiana and Lassen Junior College...signed by Grady Fuson.

## LIFETIME RECORD

Year	Club/League	W	L	ERA	G	GS	CG	SV	IP	H	R	ER	BB	SO
1988	Scottsdale, Arizona	4	1	5.54	11	4	0	0	37.1	41	27	23	20	30
1989	Madison, Midwest	0	0	0.00	1	0	0	0	1.0	1	0	0	0	0
1990	Modesto, California	1	1	4.90	37	2	0	2	68.0	71	46	37	50	60
1991	Modesto, California	2	1	5.18	24	0	0	1	41.2	44	28	24	28	39
1992	Reno, California	10	4	4.68	20	18	0	0	98.0	132	74	51	53	73

## JOHN STEPHAN MACCAULEY

RHP

**Born:** Evansville, Indiana, March 4, 1970

**Bats:** Right      **Throws:** Right

**Height:** 6-3      **Weight:** 215

**Home:** Evansville, Indiana

**Obtained:** Signed as an undrafted free agent, June 7, 1992.

Graduated from Reitz Memorial HS in 1988...attended the University of Evansville...signed by Walt Jocketty.

## LIFETIME RECORD

Year	Club/League	W	L	ERA	G	GS	CG	SV	IP	H	R	ER	BB	SO
1992	So. Oregon, Northwest	4	5	3.65	16	8	0	0	69.0	64	39	28	21	42

**MINOR LEAGUE PLAYERS, cont.****JOSE MARTINEZ****RHP**

**Born:** Moses Lake, Washington, June 16, 1969  
**Bats:** Right      **Throws:** Right  
**Height:** 6-1      **Weight:** 215  
**Home:** Moses Lake, Washington  
**Obtained:** Signed as an undrafted free agent, April 2, 1992

Graduated from Moses Lake HS in 1987...attended the University of Arizona...signed by John Kazanas.

**LIFETIME RECORD**

Year	Club/League	W	L	ERA	G	GS	CG	SV	IP	H	R	ER	BB	SO
1992	Modesto, California	2	4	4.33	37	0	0	2	62.1	66	40	30	33	41

**JULIO CESAR MARTINEZ (MARTINEZ)****RHP**

**Born:** Monte Cristy, Dominican Republic, October 6, 1972  
**Bats:** Right      **Throws:** Right  
**Height:** 6-0      **Weight:** 150  
**Home:** Santo Domingo, Dominican Republic  
**Obtained:** Signed as an undrafted free agent, June 1, 1990

Signed by Juan Marichal.

**LIFETIME RECORD**

Year	Club/League	W	L	ERA	G	GS	CG	SV	IP	H	R	ER	BB	SO
1990														
1991														
1992	Scottsdale, Arizona	3	3	3.36	10	8	0	1	59.0	57	28	22	12	37

**MANUEL DeJESUS MARTINEZ****OF**

**Born:** San Pedro de Macoris, Dominican Republic, October 3, 1970  
**Bats:** Right      **Throws:** Right  
**Height:** 6-0      **Weight:** 150  
**Home:** San Pedro de Macoris, Dominican Republic  
**Obtained:** Signed as a free agent, March 9, 1988

**LIFETIME RECORD**

Year	Club/League	AVG.	G	AB	R	H	2B	3B	HR	RBI	BB	SO	SB
1990	Southern Oregon, Northwest	.246	66	244	35	60	5	0	2	17	16	59	6
1991	Modesto, California	.271	125	502	73	136	32	3	3	55	34	80	26
1992	Modesto, California	.253	121	495	70	125	23	1	9	45	39	75	17

**DAMON WAYNE MASHORE****OF**

**Born:** Ponce, Puerto Rico, October 31, 1969  
**Bats:** Right      **Throws:** Right  
**Height:** 5-11      **Weight:** 195  
**Home:** Concord, California  
**Obtained:** Selected in the 9th round of the June, 1991 free agent draft.

Graduated from Clayton Valley HS in 1988...attended the University of Arizona...signed by John Kazanas.

**LIFETIME RECORD**

Year	Club/League	AVG.	G	AB	R	H	2B	3B	HR	RBI	BB	SO	SB
1991	Southern Oregon, Northwest	.273	73	264	48	72	17	6	6	31	34	94	15
1992	Modesto, California	.282	124	471	91	133	22	3	18	64	73	136	29

**FRANCISCO AGUIRRE MATOS****SS**

**Born:** Santo Domingo, Dominican Republic, July 23, 1969  
**Bats:** Right      **Throws:** Right  
**Height:** 6-1      **Weight:** 160  
**Home:** Santo Domingo, Dominican Republic  
**Obtained:** Signed as a free agent, June 22, 1987

## LIFETIME RECORD

Year	Club/League	AVG.	G	AB	R	H	2B	3B	HR	RBI	BB	SO	SB
1988													
1989	Modesto, California	.205	65	200	14	41	5	1	1	23	12	41	6
1990	Modesto, California	.274	83	321	46	88	12	1	1	20	15	65	26
	Huntsville, Southern	.228	45	180	18	41	3	3	0	12	9	18	7
1991	Modesto, California	.280	50	189	32	53	4	0	1	22	30	24	19
	Huntsville, Southern	.194	55	191	18	37	1	2	0	19	17	28	12
1992	Huntsville, Southern	.220	44	150	11	33	5	1	1	14	11	27	4

## DELFINO MEJIA

RHP

**Born:** Bonao, Dominican Republic, December 24, 1971

**Bats:** Right      **Throws:** Right

**Height:** 5-9      **Weight:** 150

**Home:** Bonao, Dominican Republic

**Obtained:** Signed as a free agent, June 12, 1989

## LIFETIME RECORD

Year	Club/League	W	L	ERA	G	GS	CG	SV	IP	H	R	ER	BB	SO
1989														
1990														
1991	Scottsdale, Arizona	2	1	2.45	4	4	0	0	22.0	19	11	6	8	17
	Madison, Midwest	1	0	0.00	3	0	0	0	4.2	3	1	0	6	4
	Modesto, California	2	2	2.51	18	0	0	1	32.1	35	14	9	21	20
1992	Reno, California	6	3	3.70	37	7	0	7	90.0	89	54	37	41	77

## RICARDO MENDEZ (DICENT)

IF

**Born:** San Cristobal, Dominican Republic, April 8, 1973

**Bats:** Right      **Throws:** Right

**Height:** 5-11      **Weight:** 160

**Home:** San Cristobal, Dominican Republic

**Obtained:** Signed as a free agent, August 1, 1990

## LIFETIME RECORD

Year	Club/League	AVG.	G	AB	R	H	2B	3B	HR	RBI	BB	SO	SB
1990													
1991	Scottsdale, Arizona	.253	50	170	43	43	8	0	2	24	28	29	3
1992	Southern Oregon, Northwest	.220	38	109	14	24	3	2	0	11	16	26	2
	Madison, Midwest	.081	16	37	2	3	1	1	0	2	3	10	1

## ROBERT MILACKI

RHP

See biography in 1993 Non-Roster Players section, page 122.

## KEITH ALAN MILLAY

RHP

**Born:** Owensboro, Kentucky, March 12, 1970

**Bats:** Left      **Throws:** Right

**Height:** 6-3      **Weight:** 215

**Home:** Owensboro, Kentucky

**Obtained:** Selected in the 35th round of the June, 1991 free agent draft.

Graduated from Apollo HS in 1988...attended Gulf Coast Community College...signed by Bill Merkel.

## LIFETIME RECORD

Year	Club/League	W	L	ERA	G	GS	CG	SV	IP	H	R	ER	BB	SO
1991	Scottsdale, Arizona	6	1	3.43	17	8	0	0	60.1	32	29	23	48	69
1992	Madison, Midwest	2	2	3.64	7	6	0	0	42.0	28	22	17	20	28
	Modesto, California	0	4	7.75	8	7	0	0	36.0	37	31	31	28	24
	Tacoma, Pacific Coast	0	0	14.73	2	0	0	0	3.2	5	6	6	6	3

### DID YOU KNOW...

That the A's are the only American League club to have three straight Rookies of the Year. Jose Canseco won the award in 1986, followed by Mark McGwire in 1987 and Walt Weiss in 1988. The Los Angeles Dodgers won four straight from 1979-82.

**MINOR LEAGUE PLAYERS, cont.****SCOTT CHRISTOPHER MILLER****RHP**

Born: Abilene, Texas, July 29, 1971

Bats: Right      Throws: Right

Height: 6-4      Weight: 205

Home: Huntington, West Virginia

Obtained: Selected in the 3rd round of the June, 1992 free agent draft.

Graduated from Huntington East HS in 1989...attended Clemson University...signed by Mark Conkin.

**LIFETIME RECORD**

Year	Club/League	W	L	ERA	G	GS	CG	SV	IP	H	R	ER	BB	SO
1992	So. Oregon, Northwest													

(Injured--Did not pitch)

**MANUEL DE JESUS MONCION (BELLIARD)****C**

Born: Monte Cristy, Dominican Republic, March 26, 1972

Bats: Right      Throws: Right

Height: 6-2      Weight: 190

Home: Monte Cristy, Dominican Republic

Obtained: Signed as a free agent, January 15, 1990

**LIFETIME RECORD**

Year	Club/League	AVG.	G	AB	R	H	2B	3B	HR	RBI	BB	SO	SB
1990													
1991	Scottsdale, Arizona	.232	35	112	11	26	7	1	0	16	7	30	3
1992	Scottsdale, Arizona	.180	23	61	6	11	3	0	0	2	3	13	0

(Played in Dominican Republic)

**TRENT O'NEAL MONTGOMERY****RHP**

Born: Mobile, Alabama, March 23, 1973

Bats: Right      Throws: Right

Height: 6-2      Weight: 185

Home: Mobile, Alabama

Obtained: Selected in the 26th round of the June, 1992 free agent draft.

Graduated from Baker HS in 1992...signed by Billy Merkel.

**LIFETIME RECORD**

Year	Club/League	W	L	ERA	G	GS	CG	SV	IP	H	R	ER	BB	SO
1992	Scottsdale, Arizona	2	2	4.03	11	2	0	1	29.0	26	20	13	17	17

**MARK ALLEN MOORE****C**

Born: Independence, Missouri, July 22, 1970

Bats: Right      Throws: Right

Height: 6-2      Weight: 205

Home: Overland Park, Kansas

Obtained: Selected in the 50th round of the June, 1992 free agent draft.

Graduated from Shawnee Mission HS East in 1988...attended Oral Roberts University...signed by Steve Nichols.

**LIFETIME RECORD**

Year	Club/League	AVG.	G	AB	R	H	2B	3B	HR	RBI	BB	SO	SB
1992	Southern Oregon, Northwest	.331	41	118	17	39	11	0	3	18	11	22	1

**ERIC ALLEN MYERS****RHP**

Born: Pasadena, California, January 29, 1970

Bats: Right      Throws: Right

Height: 6-4      Weight: 190

Home: Choctaw, Oklahoma

Obtained: Selected in the 13th round of the June, 1990 free agent draft.

Graduated from Choctaw HS in 1988...attended Seminole Junior College...signed by Steve Nichols.

## LIFETIME RECORD

Year	Club/League	W	L	ERA	G	GS	CG	SV	IP	H	R	ER	BB	SO
1990	So. Oregon, Northwest	1	2	2.98	24	0	0	5	42.1	39	16	14	12	43
1991	Madison, Midwest	5	8	4.60	37	8	0	4	105.2	112	68	54	30	84
1992	Madison, Midwest													

(Injured--Did not pitch)

## THOMAS GALEN MYERS

LHP

**Born:** Los Gatos, California, August 12, 1969

**Bats:** Left **Throws:** Left

**Height:** 5-11 **Weight:** 175

**Home:** San Jose, California

**Obtained:** Selected in the 39th round of the June, 1991 free agent draft.

Graduated from Archbishop Mitty HS in 1987...attended UC Santa Barbara...signed by Craig Wallenbrock.

## LIFETIME RECORD

Year	Club/League	W	L	ERA	G	GS	CG	SV	IP	H	R	ER	BB	SO
1991	Scottsdale, Arizona	2	4	3.24	22	1	0	4	33.1	39	32	12	22	36
1992	Madison, Midwest	3	1	2.93	39	0	0	3	43.0	39	17	14	21	42
	Reno, California	0	0	9.18	11	0	0	1	16.2	23	26	17	13	17

## MICHAEL ROBERT NEILL

OF

**Born:** Martinsville, Virginia, April 27, 1970

**Bats:** Left **Throws:** Left

**Height:** 6-2 **Weight:** 190

**Home:** Seaford, Delaware

**Obtained:** Selected in the 2nd round of the June, 1991 free agent draft.

Graduated from Seaford HS in 1988...attended Villanova...signed by J.P. Ricciardi.

## LIFETIME RECORD

Year	Club/League	AVG.	G	AB	R	H	2B	3B	HR	RBI	BB	SO	SB
1991	Southern Oregon, Northwest	.350	63	240	42	84	14	0	5	42	35	54	9
1992	Reno, California	.336	130	473	101	159	26	7	5	76	81	96	23
	Huntsville, Southern	.313	5	16	4	5	0	0	0	2	2	7	1

## RICHARD EUGENE NORTON

C/IF

**Born:** Miami, Florida, December 24, 1968

**Bats:** Left **Throws:** Right

**Height:** 6-1 **Weight:** 195

**Home:** Lexington, Kentucky

**Obtained:** Selected in the 18th round of the June, 1991 free agent draft.

Graduated from Henry Clay HS in 1987...attended the University of Kentucky...signed by Mark Conkin.

## LIFETIME RECORD

Year	Club/League	AVG.	G	AB	R	H	2B	3B	HR	RBI	BB	SO	SB
1991	Southern Oregon, Northwest	.267	62	187	29	50	8	0	4	28	34	56	1
1992	Southern Oregon, Northwest	.276	9	29	1	8	2	0	0	5	1	11	0
	Modesto, California	.268	35	112	16	30	6	0	2	15	22	26	2

## GAVIN EDWARD OSTEEN

LHP

**Born:** Orange City, Delaware, November 27, 1969

**Bats:** Right **Throws:** Left

**Height:** 6-0 **Weight:** 195

**Home:** Palmyra, Pennsylvania

**Obtained:** Selected in the 9th round of the June, 1989 free agent draft.

Graduated from Annville-Cleona HS in 1988...is the son of Claude Osteen who won 196 major league games from 1957 through 1975...signed by Mike Jones

**MINOR LEAGUE PLAYERS, cont.****LIFETIME RECORD**

Year	Club/League	W	L	ERA	G	GS	CG	SV	IP	H	R	ER	BB	SO
1989	So. Oregon, Northwest	2	2	3.50	16	6	0	0	46.1	44	24	18	29	42
1990	Madison, Midwest	10	10	3.10	27	27	1	0	154.0	126	69	53	80	120
1991	Huntsville, Southern	13	9	3.54	28	28	2	0	173.0	176	82	68	65	105
1992	Huntsville, Southern	5	5	3.61	16	16	1	0	102.1	106	45	41	27	56
	Tacoma, Pacific Coast	0	2	10.05	4	4	0	0	14.1	21	18	16	13	7

**ROBERT BRADFORD PARKER****3B**

Goes by Brad

**Born:** Tallahassee, Florida, March 4, 1969**Bats:** Right **Throws:** Right**Height:** 6-1 **Weight:** 195**Home:** Tallahassee, Florida**Obtained:** Selected in the 34th round of the June, 1991 free agent draft.

Graduated from Leon HS in 1987...attended Auburn University...signed by Bill Merkel.

**LIFETIME RECORD**

Year	Club/League	AVG.	G	AB	R	H	2B	3B	HR	RBI	BB	SO	SB
1991	Modesto, California	.239	25	88	15	21	2	0	3	8	11	19	1
1992	Madison, Midwest	.238	66	261	29	62	10	0	5	36	16	51	5

**BRONSWELL DANTE PATRICK****RHP****Born:** Pitt County, North Carolina, September 16, 1970**Bats:** Right **Throws:** Right**Height:** 6-1 **Weight:** 190**Home:** Winterville, North Carolina**Obtained:** Selected in the 23rd round of the June, 1988 draft.

Graduated from D.H. Conley HS in 1988...signed by Pat Sullivan.

**LIFETIME RECORD**

Year	Club/League	W	L	ERA	G	GS	CG	SV	IP	H	R	ER	BB	SO
1988	Scottsdale, Arizona	8	3	2.99	14	13	2	0	96.1	99	37	32	16	64
1989	Madison, Midwest	2	5	3.64	12	10	0	0	54.1	62	29	22	14	32
1990	Madison, Midwest	3	7	3.60	13	12	3	0	80.0	88	44	32	19	40
	Modesto, California	3	7	5.18	14	14	0	0	74.2	92	58	43	32	37
1991	Modesto, California	12	12	3.24	28	26	3	0	169.2	158	77	61	60	95
1992	Huntsville, Southern	13	7	3.76	29	29	3	0	179.1	187	84	75	46	98

**WALTER STANLEY PAYNE****LHP**

Goes by Stan

**Born:** Athens, Georgia, February 16, 1971**Bats:** Right **Throws:** Left**Height:** 6-3 **Weight:** 215**Home:** Bogart, Georgia**Obtained:** Selected in the 12th round of the June, 1992 free agent draft.

Graduated from Clarke Central HS in 1989...attended the University of Georgia...signed by Mark Conkin.

**LIFETIME RECORD**

Year	Club/League	W	L	ERA	G	GS	CG	SV	IP	H	R	ER	BB	SO
1992	So. Oregon, Northwest	2	0	4.33	8	7	0	0	27.0	25	13	13	6	32

**TIMOTHY CHESTER PEEK****RHP****Born:** Elkhart, Indiana, January 23, 1968**Bats:** Right **Throws:** Right**Height:** 6-2 **Weight:** 195**Home:** Elkhart, Indiana**Obtained:** Signed as a free agent, April 25, 1990

Graduated from Elkhart Memorial HS in 1986...attended Gulf Coast CC...originally drafted by the Philadelphia Phillies in the 33rd round of the June, 1986 draft.

## LIFETIME RECORD

Year	Club/League	W	L	ERA	G	GS	CG	SV	IP	H	R	ER	BB	SO
1987	Utica, New York-Penn	1	1	1.40	4	4	0	0	25.2	20	4	4	7	13
	Spartanburg, South Atlantic	2	3	3.21	10	9	1	0	56.0	50	24	20	16	39
1988	Batavia, New York-Penn	1	7	7.07	13	12	1	0	56.0	69	58	44	44	45
1989	Clearwater, Florida State	1	0	5.89	8	0	0	0	18.1	23	13	12	6	13
	Spartanburg, South Atlantic	3	1	1.99	19	1	0	3	45.1	32	15	10	20	42
1990	Madison, Midwest	5	3	2.70	39	0	0	7	56.2	41	19	17	10	70
1991	Huntsville, Southern	2	4	3.26	56	0	0	26	66.1	65	31	24	15	52
1992	Tacoma, Pacific Coast	4	3	2.98	57	0	0	3	87.2	87	38	29	37	52

### TROY MICHAEL PENIX

IF

**Born:** Stockton, California, August 25, 1971

**Bats:** Left      **Throws:** Left

**Height:** 6-4      **Weight:** 230

**Home:** Stockton, California

**Obtained:** Selected in the 8th round of the June, 1992 free agent draft.

Graduated from Tokay HS in 1989...attended the University of California...signed by Bill Bowman.

## LIFETIME RECORD

Year	Club/League	AVG.	G	AB	R	H	2B	3B	HR	RBI	BB	SO	SB
1992	Southern Oregon, Northwest	.287	56	209	25	60	9	2	7	38	21	52	4

### DONALD JAMES PETERS

RHP

**Born:** Oak Lawn, Illinois, October 7, 1969

**Bats:** Right      **Throws:** Right

**Height:** 6-0      **Weight:** 190

**Home:** Crestwood, Illinois

**Obtained:** Selected in the 1st round (26th pick overall) of the June, 1990 free agent draft.

Graduated from Marist HS in 1987...was a Social Work major at College of St. Francis...was a member of 1989 Team USA...signed by Marty Miller.

## LIFETIME RECORD

Year	Club/League	W	L	ERA	G	GS	CG	SV	IP	H	R	ER	BB	SO
1990	So. Oregon, Northwest	1	1	0.76	11	7	0	0	35.2	20	7	3	17	34
1991	Huntsville, Southern	4	11	5.00	33	20	0	0	126.0	131	89	70	70	59
1992	Huntsville, Southern								(Injured--Did not pitch)					

### GARY GEORGE PETTIS

OF

See biography in 1993 Non-Roster Players section, page 124.

### STEVEN ROBERT PHOENIX

RHP

**Born:** Phoenix, Arizona, January 31, 1968

**Bats:** Right      **Throws:** Right

**Height:** 6-2      **Weight:** 175

**Home:** El Cajon, California

**Obtained:** Signed as a free agent, June, 19, 1990

Graduated from Valhalla HS in 1986...studied wildlife management at Grand Canyon College...signed by John Kazanas.

## LIFETIME RECORD

Year	Club/League	W	L	ERA	G	GS	CG	SV	IP	H	R	ER	BB	SO
1990	Scottsdale, Arizona	3	1	1.45	6	6	0	0	31.0	25	14	5	4	31
	Modesto, California	4	1	4.58	6	6	0	0	37.1	43	21	19	10	23
1991	Madison, Midwest	3	0	2.95	7	2	0	2	21.1	26	8	7	10	19
	Modesto, California	5	2	3.74	27	3	1	2	84.1	87	44	35	33	65
	Huntsville, Southern	0	0	6.00	2	0	0	0	3.0	7	3	2	1	3
1992	Huntsville, Southern	11	5	2.79	32	24	0	0	174.0	179	68	54	36	124

**MINOR LEAGUE PLAYERS, cont.****WILLIAM BERYL PICKETTS****C/IF****Born:** Van Nuys, California, September 4, 1968**Bats:** Switch      **Throws:** Right**Height:** 5-11      **Weight:** 170**Home:** Canyon Country, California**Obtained:** Selected in the 12th round of the June, 1990 free agent draft.

Graduated from John F. Kennedy HS in 1986...attended Cal State Los Angeles...signed by Craig Wallenbrock.

**LIFETIME RECORD**

Year	Club/League	AVG.	G	AB	R	H	2B	3B	HR	RBI	BB	SO	SB
1990	Southern Oregon, Northwest	.250	68	252	30	63	8	1	0	41	45	39	5
1991	Madison, Midwest	.253	99	312	41	79	11	2	0	29	47	44	3
1992	Reno, California	.241	83	216	21	52	10	1	0	22	37	27	2

**ROBERT A. PIERCE****RHP****Born:** Orem, Utah, December 17, 1970**Bats:** Right      **Throws:** Right**Height:** 6-3      **Weight:** 210**Home:** Mapleton, Utah**Obtained:** Selected in the 48th round of the June, 1990 free agent draft.

Graduated from Springville HS in 1989...attended Dixie Junior College...signed May 24, 1991 by John Kazanas.

**LIFETIME RECORD**

Year	Club/League	W	L	ERA	G	GS	CG	SV	IP	H	R	ER	BB	SO
1991	Scottsdale, Arizona	2	2	5.60	20	2	0	1	53.0	59	48	33	29	34
1992	Madison, Midwest	2	3	4.42	34	0	0	5	59.0	62	33	29	30	56
	Reno, California	0	1	7.34	15	1	0	0	30.2	45	33	25	22	22

**DAVID ALLEN PLASTER****RHP**

Goes by Allen

**Born:** Kernersville, North Carolina, August 13, 1970**Bats:** Right      **Throws:** Right**Height:** 6-2      **Weight:** 210**Home:** Kernersville, North Carolina**Obtained:** Acquired from the Baltimore Orioles with RHP Bobby Chouinard in exchange for OF Harold Baines, January 14, 1993

Originally a 20th round selection of the Baltimore Orioles in the June, 1991 free agent draft...graduated from East Forsyth HS in 1988...attended UNC-Charlotte.

**LIFETIME RECORD**

Year	Club/League	W	L	ERA	G	GS	CG	SV	IP	H	R	ER	BB	SO
1991	Bluefield, Appalachian	4	1	2.44	10	9	1	0	51.2	39	24	14	23	53
	Frederick, Carolina	2	0	11.00	4	2	1	0	9.0	13	14	11	8	10
1992	Frederick, Carolina	9	12	2.87	27	26	3	0	150.1	113	70	48	75	128

**JEFFREY PAUL POST****RHP****Born:** Portland, Oregon, August 21, 1970**Bats:** Right      **Throws:** Right**Height:** 5-10      **Weight:** 170**Home:** Beaverton, Oregon**Obtained:** Signed as an undrafted free agent, June 12, 1992.

Graduated from Beaverton HS in 1988...attended Oregon State University...signed by Dave Roberts.

**LIFETIME RECORD**

Year	Club/League	W	L	ERA	G	GS	CG	SV	IP	H	R	ER	BB	SO
1992	Scottsdale, Arizona	5	0	3.60	14	0	0	1	30.0	25	15	12	3	28
	So. Oregon, Northwest	1	3	5.54	7	0	0	0	13.0	18	10	8	3	7

**MICHAEL RACZKA****LHP****Born:** New Britain, Connecticut, November 16, 1962**Bats:** Left      **Throws:** Left**Height:** 6-0      **Weight:** 200**Home:** Southington, Connecticut**Obtained:** Originally signed as a free agent, May 22, 1990; re-signed May 24, 1992 and January 29, 1993.

Graduated from Southington HS in 1980...majored in Business Administration at the University of New Haven...originally drafted by the Baltimore Orioles in 1984...also played in the San Diego organization...made his M.L. debut with the A's with a scoreless inning on August 15, 1992 against California.

**LIFETIME RECORD**

Year	Club/League	W	L	ERA	G	GS	CG	SV	IP	H	R	ER	BB	SO
1984	Hagerstown, Carolina	1	5	8.10	8	7	0	0	37.0	44	35	33	35	36
1985	Hagerstown, Carolina	3	2	3.32	35	6	1	3	98.0	101	55	36	48	93
1986	Charlotte, Southern	8	7	5.92	32	26	3	1	155.0	170	114	102	92	107
1987	Charlotte, Southern	2	3	8.84	12	5	0	0	37.0	48	41	36	21	31
	Rochester, International	4	8	6.39	23	13	2	0	76.0	97	55	54	41	55
1988	Charlotte, Southern	0	0	3.94	6	0	0	0	16.0	17	8	7	10	16
	Rochester, International	1	5	5.94	41	2	0	10	50.0	57	38	33	24	35
1989	Rochester, International	1	6	5.13	44	1	0	2	66.2	75	47	38	31	50
1990	Las Vegas, Pacific Coast	1	0	7.71	4	2	0	0	11.2	11	10	10	9	7
	Tacoma, Pacific Coast	6	5	3.56	42	0	0	2	55.2	48	27	22	35	54
1991	Tacoma, Pacific Coast	(Injured--Did Not Pitch)												
1992	Modesto, California	1	1	6.75	6	0	0	0	9.1	13	9	7	3	5
	Tacoma, Pacific Coast	0	1	3.51	31	1	0	1	48.2	38	22	19	24	26
	OAKLAND	0	0	8.53	8	0	0	0	6.1	8	7	6	5	2
<b>M.L. Totals</b>		<b>0</b>	<b>0</b>	<b>8.53</b>	<b>8</b>	<b>0</b>	<b>0</b>	<b>0</b>	<b>6.1</b>	<b>8</b>	<b>7</b>	<b>6</b>	<b>5</b>	<b>2</b>

**RAFAEL EMILIO RAMIREZ****IF**

See biography in 1993 Non-Roster Players section, page 127.

**ROBERTO RAMIREZ (VARGAS)****OF****Born:** Santo Domingo, Dominican Republic, March 18, 1970**Bats:** Right      **Throws:** Right**Height:** 6-2      **Weight:** 178**Home:** Tempe, Arizona**Obtained:** Signed as a minor league free agent, April 27, 1992.

Originally drafted by the San Francisco Giants...graduated from Fidel Ferrer HS in 1988...attended ICE Institute.

**LIFETIME RECORD**

Year	Club/League	AVG.	G	AB	R	H	2B	3B	HR	RBI	BB	SO	SB
1991	Everett, Northwest	.229	53	153	20	35	10	2	1	10	19	51	7
	Clinton, Midwest	.182	17	55	4	10	0	1	0	5	2	18	0
1992	Southern Oregon, Northwest	.455	5	22	8	10	3	1	2	4	1	4	0
	Reno, California	.342	55	190	31	65	13	3	7	29	15	45	3

**GREGORY WENDELL REID****OF****Born:** Carson, California, November 13, 1968**Bats:** Switch      **Throws:** Right**Height:** 6-2      **Weight:** 185**Home:** Signal Hill, California**Obtained:** Selected in the 18th round of the June, 1990 free agent draft.

Graduated from Long Beach Poly HS in 1986...attended Cal State Los Angeles...signed by Craig Wallenbrock.

**LIFETIME RECORD**

Year	Club/League	AVG.	G	AB	R	H	2B	3B	HR	RBI	BB	SO	SB
1990	Scottsdale, Arizona	.252	33	103	19	26	6	0	0	8	17	27	8
	Southern Oregon, Northwest	.333	3	3	0	1	0	0	0	0	1	0	0
1991	Madison, Midwest	.205	97	308	47	63	15	2	5	30	66	91	13
1992	Madison, Midwest	.259	60	189	27	49	9	2	2	16	28	56	8

**MINOR LEAGUE PLAYERS, cont.****DOUGLAS RICHARD ROBBINS****C**

See biography in 1993 Non-Roster Players section, page 129.

**WILLIAM SCOTT ROSE****RHP**

Goes by Scott

**Born:** Tampa, Florida, May 12, 1970**Bats:** Right      **Throws:** Right**Height:** 6-3      **Weight:** 185**Home:** Tampa, Florida**Obtained:** Selected in the 31st round of the June, 1990 free agent draft.

Graduated from Hillsborough HS in 1988...attended Hillsborough CC...signed by Bill Meyer.

**LIFETIME RECORD**

Year	Club/League	W	L	ERA	G	GS	CG	SV	IP	H	R	ER	BB	SO
1990	Scottsdale, Arizona	0	0	1.47	9	1	0	2	18.1	12	5	3	3	21
	Modesto, California	0	0	1.29	6	0	0	1	14.0	14	5	2	6	10
1991	Modesto, California	3	3	4.39	13	13	0	0	67.2	66	45	33	38	31
1992	Madison, Midwest	2	2	4.25	8	8	1	0	36.0	35	22	17	10	15
	Reno, California	2	4	8.44	20	9	0	0	64.0	97	73	60	37	29

**MICHAEL BRIAN ROSSITER****RHP****Born:** Garden Grove, California, June 20, 1973**Bats:** Right      **Throws:** Right**Height:** 6-6      **Weight:** 200**Home:** Burbank, California**Obtained:** Selected as a compensation pick following the 1st round of the June, 1991 free agent draft.

Graduated from John Burroughs HS in 1991...signed by Craig Wallenbrock.

**LIFETIME RECORD**

Year	Club/League	W	L	ERA	G	GS	CG	SV	IP	H	R	ER	BB	SO
1991	Scottsdale, Arizona	3	4	3.99	10	9	0	0	38.1	43	24	17	22	35
1992	Madison, Midwest	8	14	3.96	27	27	2	0	154.2	135	83	68	68	135

**FELIX SALVADOR (MARTINEZ)****IF****Born:** Puerto Plata, Dominican Republic, February 21, 1973**Bats:** Right      **Throws:** Right**Height:** 5-10      **Weight:** 145**Home:** Puerto Plata, Dominican Republic**Obtained:** Signed as an undrafted free agent, November 13, 1991

Attended Virginia Elena Ortea HS...signed by Juan Marichal.

**LIFETIME RECORD**

Year	Club/League	AVG.	G	AB	R	H	2B	3B	HR	RBI	BB	SO	SB
1992	Scottsdale, Arizona	.302	46	149	29	45	8	3	1	22	30	15	14

**SHAWN DAVID SANDERFER****C****Born:** Pomona, California, November 10, 1972**Bats:** Both      **Throws:** Right**Height:** 6-2      **Weight:** 205**Home:** Upland, California**Obtained:** Selected in the 29th round of the June, 1992 free agent draft

Graduated from Upland HS in 1990...attended Riverside Community College and Lewis-Clark State...signed by Tim Corcoran.

**LIFETIME RECORD**

Year	Club/League	AVG.	G	AB	R	H	2B	3B	HR	RBI	BB	SO	SB
1992	Scottsdale, Arizona	.263	25	57	8	15	3	0	0	9	5	16	1

**ZACHARY DAVIS SAWYER****RHP**

**Born:** Leominster, Massachusetts, March 19, 1973  
**Bats:** Right      **Throws:** Right  
**Height:** 6-3      **Weight:** 215  
**Home:** Clinton, Massachusetts  
**Obtained:** Selected in the 10th round of the June, 1991 free agent draft.

Graduated from Clinton HS in 1991...signed by J.P. Ricciardi.

**LIFETIME RECORD**

Year	Club/League	W	L	ERA	G	GS	CG	SV	IP	H	R	ER	BB	SO
1991	Scottsdale, Arizona	3	0	7.20	10	1	0	1	25.0	29	24	20	13	18
1992	Scottsdale, Arizona	5	4	3.95	10	10	1	0	68.1	74	38	30	11	54

**SCOTT PATRICK SHELDON****SS**

**Born:** Hammond, Indiana, November 28, 1968  
**Bats:** Right      **Throws:** Right  
**Height:** 6-3      **Weight:** 185  
**Home:** Houston, Texas  
**Obtained:** Selected in the 8th round of the June, 1991 free agent draft.

Graduated from Clear Lake HS in 1987...attended the University of Houston...signed by Bill Gayton.

**LIFETIME RECORD**

Year	Club/League	AVG.	G	AB	R	H	2B	3B	HR	RBI	BB	SO	SB
1991	Southern Oregon, Northwest	.253	65	229	34	58	10	3	0	24	23	44	9
1992	Madison, Midwest	.272	74	275	41	76	16	0	6	24	32	78	5

**LARRY K. SHIKLES****RHP**

See biography in 1993 Non-Roster Players section, page 131.

**RICHARD SCOTT SHOCKEY****1B**

Goes by Scott  
**Born:** Norwalk, California, July 4, 1967  
**Bats:** Left      **Throws:** Left  
**Height:** 6-2      **Weight:** 195  
**Home:** El Toro, California  
**Obtained:** Selected in the 7th round of the June, 1989 free agent draft.

Graduated from El Toro HS in 1985...Business Administration major at Pepperdine University...signed by Craig Wallenbrock.

**LIFETIME RECORD**

Year	Club/League	AVG.	G	AB	R	H	2B	3B	HR	RBI	BB	SO	SB
1989	Southern Oregon, Northwest	.339	32	112	21	38	5	0	3	26	18	19	2
1990	Madison, Midwest	.261	71	253	45	66	16	2	10	43	26	60	2
	Modesto, California	.325	51	200	32	65	13	0	9	50	13	48	1
	Tacoma, Pacific Coast	.279	13	43	1	12	4	1	0	7	0	7	0
1991	Huntsville, Southern	.240	70	229	26	55	9	1	4	31	40	54	1
1992	Tacoma, Pacific Coast												

**STEVEN RICHARD SHOEMAKER****RHP**

**Born:** Columbus, Ohio, February 24, 1970  
**Bats:** Right      **Throws:** Right  
**Height:** 6-3      **Weight:** 180  
**Home:** Columbus, Ohio  
**Obtained:** Selected in the 41st round of the June, 1991 free agent draft.

Graduated from Bishop Watterson HS in 1988...attended Muscatine Community College and graduated in 1991...signed by Marty Miller.

**MINOR LEAGUE PLAYERS, cont.**

**LIFETIME RECORD**

Year	Club/League	W	L	ERA	G	GS	CG	SV	IP	H	R	ER	BB	SO
1991	Scottsdale, Arizona	2	1	3.94	8	5	0	0	29.2	31	16	13	15	26
1992	Madison, Midwest	2	5	5.08	22	11	2	1	83.1	98	56	47	18	56
	Modesto, California	4	2	3.08	10	9	1	0	61.1	59	25	21	15	50

**ENOCH PERIL SIMMONS**

**OF**

**Born:** Riverside, California, September 28, 1967

**Bats:** Right      **Throws:** Right

**Height:** 6-4      **Weight:** 205

**Home:** Riverside, California

**Obtained:** Selected in the 4th round of the June, 1988 free agent draft.

Played baseball, basketball and football at John W. North HS...attended Loyola Marymount University, playing baseball and basketball...in 1988, was a member of Loyola teams that participated in both the baseball and basketball NCAA tournament...signed by Mike Sgobba.

**LIFETIME RECORD**

Year	Club/League	AVG.	G	AB	R	H	2B	3B	HR	RBI	BB	SO	SB
1988	Scottsdale, Arizona	.307	45	150	42	46	9	3	1	23	40	26	18
1989	Southern Oregon, Northwest	.222	69	257	31	57	9	1	1	23	32	69	10
1990	Madison, Midwest	.184	117	359	46	66	10	1	3	29	47	98	17
1991	Modesto, California	.242	130	443	81	107	13	3	2	38	92	97	28
1992	Reno, California	.260	74	246	46	64	10	2	1	45	43	37	7

**BRANDON DANIEL SMITH**

**C**

**Born:** Ft. Wayne, Indiana, March 9, 1973

**Bats:** Right      **Throws:** Right

**Height:** 6-2      **Weight:** 205

**Home:** Boswell, Georgia

**Obtained:** Selected in the 37th round of the June, 1991 free agent draft.

Graduated from Roswell HS in 1991...signed by Pat Sullivan.

**LIFETIME RECORD**

Year	Club/League	AVG.	G	AB	R	H	2B	3B	HR	RBI	BB	SO	SB
1991	Scottsdale, Arizona	.189	36	111	16	21	3	0	1	10	16	24	1
1992	Scottsdale, Arizona	.263	11	19	1	5	1	0	0	4	1	1	0

**TIMOTHY CHRISTIAN SMITH**

**RHP**

**Born:** Pittsburgh, Pennsylvania, October 24, 1969

**Bats:** Right      **Throws:** Right

**Height:** 6-2      **Weight:** 185

**Home:** Westerville, Ohio

**Obtained:** Selected in the 5th round of the June, 1991 free agent draft.

Graduated from Westerville North HS in 1988...attended Ohio State...signed by Mike Stafford.

**LIFETIME RECORD**

Year	Club/League	W	L	ERA	G	GS	CG	SV	IP	H	R	ER	BB	SO
1991	So. Oregon, Northwest	5	2	3.23	14	13	1	0	75.1	78	52	27	17	79
	Madison, Midwest	0	1	9.82	1	0	0	0	3.2	7	4	4	2	4
1992	Reno, California	11	10	5.01	28	26	1	0	158.0	192	107	88	62	131
	Tacoma, Pacific Coast	1	1	7.15	2	2	1	0	11.1	10	9	9	4	7

**TODD JASON SMITH**

**RHP**

**Born:** Olympia, Washington, March 27, 1969

**Bats:** Right      **Throws:** Right

**Height:** 6-1      **Weight:** 170

**Home:** Lacey, Washington

**Obtained:** Selected in the 10th round of the June, 1989 free agent draft.

Graduated from Timberline HS in 1987...attended Lassen JC for 2 years...signed by Grady Fuson.

**LIFETIME RECORD**

Year	Club/League	W	L	ERA	G	GS	CG	SV	IP	H	R	ER	BB	SO
1989	So. Oregon, Northwest	3	2	3.45	21	0	0	5	28.2	25	14	11	13	37
1990	Modesto, California	2	5	4.43	41	0	0	4	65.0	62	40	32	48	65
1991	Modesto, California	4	4	2.97	33	0	0	4	60.2	41	25	20	42	88
1992	Huntsville, Southern	0	1	5.00	5	0	0	0	9.0	13	5	5	2	6

**ROGER CRAIG SMITHBERG**

**RHP**

**Born:** Elgin, Illinois, March 21, 1966

**Bats:** Right **Throws:** Right

**Height:** 6-3 **Weight:** 210

**Home:** Elgin, Illinois

**Obtained:** Signed as a minor league free agent, June 26, 1992

Originally selected by San Diego Padres in 2nd round of the June, 1987 free agent draft...graduated from Larkin HS in 1984...graduated from Bradley University in 1988.

**LIFETIME RECORD**

Year	Club/League	W	L	ERA	G	GS	CG	SV	IP	H	R	ER	BB	SO
1987									(Did not play)					
1988	Riverside, California	9	2	3.31	15	15	5	0	103.1	90	52	38	32	72
1989	Las Vegas, Pacific Coast	7	7	4.47	22	22	4	0	137.0	159	79	68	35	58
1990	Las Vegas, Pacific Coast	2	7	6.95	13	13	0	0	66.0	91	63	51	39	30
	Riverside, California	1	2	4.15	3	3	0	0	13.0	12	7	6	2	5
1991	High Desert, California	1	1	1.50	3	3	0	0	18.0	12	6	3	6	11
	Wichita, Texas	2	3	4.79	7	7	0	0	41.1	49	28	22	16	23
	Las Vegas, Pacific Coast	3	7	6.61	17	15	1	0	79.0	112	65	58	33	34
1992	Reno, California	2	1	3.24	10	0	0	2	16.2	23	10	6	10	11
	Huntsville, Southern	3	3	4.00	20	0	0	1	36.0	42	17	16	12	19

**GREGORY ALAN SMOCK**

**LHP**

**Born:** Galesburg, Illinois, October 9, 1970

**Bats:** Left **Throws:** Left

**Height:** 6-2 **Weight:** 185

**Home:** Abingdon, Illinois

**Obtained:** Selected in the 28th round of the June, 1991 free agent draft.

Graduated from Abingdon HS in 1988...attended Austin Peay State University...signed by Bill Merkel.

**LIFETIME RECORD**

Year	Club/League	W	L	ERA	G	GS	CG	SV	IP	H	R	ER	BB	SO
1991	Scottsdale, Arizona	1	1	5.25	15	1	0	0	24.0	16	15	14	17	25
1992	Madison, Midwest	1	0	0.60	8	0	0	1	15.0	14	9	1	6	8
	Reno, California	5	4	5.27	36	2	0	1	66.2	73	47	39	37	49

**MARK ANTHONY SOBOLEWSKI**

**IF**

**Born:** Hartford, Connecticut, February 10, 1970

**Bats:** Right **Throws:** Right

**Height:** 5-10 **Weight:** 183

**Home:** Southington, Connecticut

**Obtained:** Selected in the 20th round of the June, 1992 free agent draft.

**HITTING WITH RUNNERS IN SCORING POSITION AND TWO OUTS**

PLAYER	AVG	AB	H	3B<2 OUT	PLAYER	AVG	AB	H	3B<2 OUT
Banes	.236	55	13	20 of 37	Lansford	.306	72	22	18 of 32
Blankenship	.178	45	8	9 of 22	McGwire	.346	52	18	15 of 33
Bordick	.273	77	21	15 of 24	Neel	.333	6	2	0 of 1
Brosius	.300	10	3	2 of 9	Quirk	.174	23	4	3 of 8
Browne	.268	41	11	13 of 18	Ready	.111	18	2	6 of 10
Canseco (OAK)	.204	54	11	24 of 39	Sierra (TOT)	.261	69	18	4 of 5*
Fox	.111	18	2	5 of 8	Steinbach	.306	49	15	12 of 20
Hemond (OAK)	.000	5	0	1 of 2	Weiss	.156	45	7	10 of 21
D. Henderson	.000	8	0	0 of 5	Wilson	.136	44	6	16 of 22
R. Henderson	.289	45	13	5 of 12	<b>TOTALS</b>	<b>.233</b>	<b>679</b>	<b>158</b>	<b>178 of 330</b>
Howitt (OAK)	.000	4	0	0 of 1					
Kingery	.000	4	0	0 of 1					

\*includes Oakland totals only

## MINOR LEAGUE PLAYERS, cont.

Graduated from Southington HS in 1988...graduated from Florida Southern in 1992...signed by Bill Meyer.

### LIFETIME RECORD

Year	Club/League	AVG.	G	AB	R	H	2B	3B	HR	RBI	BB	SO	SB
1992	Southern Oregon, Northwest	.290	68	262	44	76	18	0	7	38	33	52	2

## RICHARD JOHN STREBECK

RHP

Goes by Ricky

**Born:** Houston, Texas, September 16, 1966

**Bats:** Right      **Throws:** Right

**Height:** 6-4      **Weight:** 200

**Home:** Houston, Texas

**Obtained:** Signed as a free agent, July 20, 1989.

Graduated from Sharpstown HS in 1985...a Sport Science/Management major at Rice University...converted from catcher to pitcher following the 1989 season...signed by Bill Gayton.

### LIFETIME RECORD

Year	Club/League	W	L	ERA	G	GS	CG	SV	IP	H	R	ER	BB	SO
1989	So. Oregon, Northwest								(Did not pitch)					
1990	Modesto, California	2	1	3.05	14	0	0	4	20.2	12	7	7	10	13
	Huntsville, Southern	1	1	5.02	12	0	0	2	14.1	13	8	8	6	7
	Tacoma, Pacific Coast	0	0	0.00	3	0	0	0	2.2	3	0	0	2	0
1991	Modesto, California	2	1	1.83	32	0	0	17	44.1	28	10	9	37	35
	Tacoma, Pacific Coast	0	0	6.43	5	0	0	0	7.0	7	5	5	10	3
1992	Huntsville, Southern	1	6	6.79	30	4	0	2	61.2	67	43	39	31	32

## CRAIG LOUIS SUDBURY

RHP

**Born:** Salt Lake City, Utah, May 18, 1968

**Bats:** Right      **Throws:** Right

**Height:** 6-6      **Weight:** 220

**Home:** West Valley, Utah

**Obtained:** Selected in the 32nd round of the June, 1990 free agent draft.

Graduated from Cyprus HS in 1986...attended the University of Utah majoring in sociology...signed by John Kazanas.

### LIFETIME RECORD

Year	Club/League	W	L	ERA	G	GS	CG	SV	IP	H	R	ER	BB	SO
1990	So. Oregon, Northwest	2	2	2.91	7	5	0	0	34.0	26	13	11	13	29
	Madison, Midwest	4	2	4.62	7	6	0	0	37.0	32	23	19	29	18
1991	Madison, Midwest	4	8	4.44	15	14	0	0	79.0	86	51	39	41	46
	Modesto, California	3	2	5.32	17	2	0	1	44.0	45	28	26	24	28
1992	Modesto, California	8	6	4.32	46	0	0	17	58.1	57	31	28	30	36

## RAYMOND EDGAR SUTCH

RHP

Goes by Rick

**Born:** Baltimore, Maryland, September 12, 1969

**Bats:** Right      **Throws:** Right

**Height:** 6-0      **Weight:** 180

**Home:** Annapolis, Maryland

**Obtained:** Selected in the 40th round of the June, 1991 free agent draft.

Graduated from Broadneck Senior H.S. in 1987...attended James Madison...signed by Michael Jones.

### LIFETIME RECORD

Year	Club/League	W	L	ERA	G	GS	CG	SV	IP	H	R	ER	BB	SO
1991	Scottsdale, Arizona	3	2	5.31	21	2	0	6	39.0	43	29	23	14	31
1992	Madison, Midwest	4	6	4.11	49	1	0	7	70.0	67	40	32	43	54

## DALE CURTIS SVEUM

IF

See biography in 1993 Non-Roster Players section, page 132.

**WILLIAM ANTHONY URBINA****RHP****Born:** Tucson, Arizona, February 9, 1974**Bats:** Right      **Throws:** Right**Height:** 6-4      **Weight:** 195**Home:** Tucson, Arizona**Obtained:** Selected in the 10th round of the June, 1992 free agent draft.

Graduated from Pueblo HS in 1992...signed by John Kazanas.

**LIFETIME RECORD**

Year	Club/League	W	L	ERA	G	GS	CG	SV	IP	H	R	ER	BB	SO
1992	Scottsdale, Arizona	7	1	2.58	12	8	0	0	59.1	51	21	17	12	45

**LEONARDO VENTURA (D'OLEO)****C****Born:** Santo Domingo, Dominican Republic, July 16, 1973**Bats:** Right      **Throws:** Right**Height:** 5-11      **Weight:** 200**Home:** Santo Domingo, Dominican Republic**Obtained:** Signed as an undrafted free agent, February 8, 1991

Signed by Juan Marichal.

**LIFETIME RECORD**

Year	Club/League	AVG.	G	AB	R	H	2B	3B	HR	RBI	BB	SO	SB
1991													
1992	Scottsdale, Arizona	.156	32	77	8	12	3	0	0	5	14	25	0

**JAMES EDWARD WAGGONER****IF****Born:** Nashville, Tennessee, April 17, 1967**Bats:** Left      **Throws:** Right**Height:** 5-11      **Weight:** 175**Home:** Hermitage, Tennessee**Obtained:** Selected in the 44th round of the June, 1989 free agent draft.

A Health and P.E. major at Austin Peay State University...graduated from Du Pont Sr. HS...signed by Bill Merkel.

**LIFETIME RECORD**

Year	Club/League	AVG.	G	AB	R	H	2B	3B	HR	RBI	BB	SO	SB
1989	Southern Oregon, Northwest	.270	54	200	35	54	7	0	1	18	35	40	5
1990	Madison, Midwest	.246	39	114	16	28	3	0	1	8	26	18	4
	Modesto, California	.163	35	86	13	14	3	0	0	5	21	25	1
1991	Modesto, California	.224	86	241	34	54	4	2	2	19	70	67	3
1992	Reno, California	.309	93	317	75	98	18	0	11	57	87	50	2
	Huntsville, Southern	.063	6	16	0	1	0	0	0	0	0	1	0

**DANE MICHAEL WALKER****OF****Born:** Portland, Oregon, November 16, 1969**Bats:** Left      **Throws:** Right**Height:** 5-10      **Weight:** 180**Home:** Lake Oswego, Oregon**Obtained:** Selected in the 36th round of the June, 1991 free agent draft.

Graduated from Lakeridge HS in 1988...attended Portland State University...signed by Kelly Smith.

**LIFETIME RECORD**

Year	Club/League	AVG.	G	AB	R	H	2B	3B	HR	RBI	BB	SO	SB
1991	Scottsdale, Arizona	.364	29	118	37	43	3	0	2	22	24	11	12
	Modesto, California	.273	22	66	11	18	2	1	0	5	14	9	2
1992	Madison, Midwest	.296	82	287	56	85	13	2	3	23	42	58	23
	Reno, California	.279	31	122	24	34	6	0	0	3	23	23	8

**MINOR LEAGUE PLAYERS, cont.**

**DONALD PAUL WENGERT**

**RHP**

**Born:** Sioux City, Iowa, November 6, 1969

**Bats:** Right **Throws:** Right

**Height:** 6-2 **Weight:** 205

**Home:** Sioux City, Iowa

**Obtained:** Selected in the 4th round of the June, 1992 free agent draft

Graduated from Heelan HS in 1988...graduated from Iowa State University in 1992...signed by Marty Miller.

**LIFETIME RECORD**

Year	Club/League	W	L	ERA	G	GS	CG	SV	IP	H	R	ER	BB	SO
1992	So. Oregon, Northwest	2	0	1.46	6	5	1	0	37.0	32	6	6	7	29
	Madison, Midwest	3	4	3.38	7	7	0	0	40.0	41	20	15	17	29

**JASON RAY WHITE**

**IF**

**Born:** Oklahoma City, Oklahoma, February 26, 1970

**Bats:** Right **Throws:** Left

**Height:** 6-2 **Weight:** 200

**Home:** Midwest City, Oklahoma

**Obtained:** Selected in the 28th round of the June, 1992 free agent draft

Graduated from Carl Albert HS in 1988...attended Wichita State University...signed by Steve Nichols.

**LIFETIME RECORD**

Year	Club/League	AVG.	G	AB	R	H	2B	3B	HR	RBI	BB	SO	SB
1992	So. Oregon, Northwest	.297	66	232	38	69	16	1	6	34	28	67	4

**GEORGE ERIK WILLIAMS**

**C**

**Born:** Lacrosse, Wisconsin, April 22, 1969

**Bats:** Switch **Throws:** Right

**Height:** 5-10 **Weight:** 190

**Home:** Lacrosse, Wisconsin

**Obtained:** Selected in the 24th round of the June, 1991 free agent draft.

Graduated from Central HS in 1987...attended Pan American and graduated in 1991...signed by Bill Gayton.

**LIFETIME RECORD**

Year	Club/League	AVG.	G	AB	R	H	2B	3B	HR	RBI	BB	SO	SB
1991	Southern Oregon, Northwest	.236	55	174	24	41	10	0	2	24	38	36	9
1992	Madison, Midwest	.304	115	349	56	106	18	2	5	42	76	53	9

**RONALD HERMAN WITMEYER**

**IF**

**Born:** West Islip, New York, June 28, 1967

**Bats:** Left **Throws:** Left

**Height:** 6-3 **Weight:** 215

**Home:** Palo Alto, California

**Obtained:** Selected in the 7th round of the June, 1988 free agent draft.

Made his major league debut with the A's on August 25, 1991 as a pinch hitter vs. Milwaukee...graduated from East Islip HS...majored in Sociology at Stanford where he was the starting first baseman on the Cardinal's back-to-back national champions in 1987 and 1988...signed by Grady Fuson.

**LIFETIME RECORD**

Year	Club/League	AVG.	G	AB	R	H	2B	3B	HR	RBI	BB	SO	SB
1988													
1989	Modesto, California	.204	134	457	54	93	22	1	8	43	70	101	5
1990	Modesto, California	.234	92	333	38	78	14	5	10	45	41	74	0
	Huntsville, Southern	.319	27	91	18	29	4	0	5	18	15	16	0
	Tacoma, Pacific Coast	.290	10	31	5	9	2	0	1	7	1	3	0
1991	Tacoma, Pacific Coast	.262	122	431	64	113	18	4	15	80	57	59	2
	OAKLAND	.053	11	19	0	1	0	0	0	0	0	5	0
1992	Tacoma, Pacific Coast	.236	134	499	55	118	25	2	5	54	55	76	5
<b>M.L. Totals</b>		<b>.053</b>	<b>11</b>	<b>19</b>	<b>0</b>	<b>1</b>	<b>0</b>	<b>0</b>	<b>0</b>	<b>0</b>	<b>0</b>	<b>5</b>	<b>0</b>

**STEVEN JOSEPH WOJCIECHOWSKI****LHP****Born:** Blue Island, Illinois, July 29, 1970**Bats:** Left **Throws:** Left**Height:** 6-2 **Weight:** 185**Home:** Calumet City, Illinois**Obtained:** Selected in the 4th round of the June, 1991 free agent draft.

Graduated from T.F. North HS in 1988...attended St. Xavier College...signed by Marty Miller.

**LIFETIME RECORD**

Year	Club/League	W	L	ERA	G	GS	CG	SV	IP	H	R	ER	BB	SO
1991	So. Oregon, Northwest	2	5	3.76	16	11	0	0	67.0	74	45	28	29	50
1992	Modesto, California	6	3	3.53	14	14	0	0	66.1	60	32	26	27	53

**JOEL ZVI WOLFE****OF****Born:** Northridge, California, June 18, 1970**Bats:** Right **Throws:** Right**Height:** 6-3 **Weight:** 205**Home:** Northridge, California**Obtained:** Selected in the 3rd round of the June, 1991 free agent draft.

Graduated from Chatsworth H.S. in 1988...attended UCLA...signed by Craig Wallenbrock.

**LIFETIME RECORD**

Year	Club/League	AVG.	G	AB	R	H	2B	3B	HR	RBI	BB	SO	SB
1991	Southern Oregon, Northwest	.303	59	251	49	76	17	3	2	34	25	28	19
1992	Reno, California	.255	122	463	80	118	18	5	1	44	59	72	19

**JASON WILLIAM WOOD****SS****Born:** San Bernardino, California, December 16, 1969**Bats:** Right **Throws:** Right**Height:** 6-1 **Weight:** 170**Home:** Fresno, California**Obtained:** Selected in the 11th round of the June, 1991 free agent draft.

Graduated from McLane HS in 1988...attended Fresno State...signed by David Wilder.

**LIFETIME RECORD**

Year	Club/League	AVG.	G	AB	R	H	2B	3B	HR	RBI	BB	SO	SB
1991	Southern Oregon, Northwest	.310	44	142	30	44	3	4	3	23	28	30	5
1992	Modesto, California	.231	128	454	66	105	28	3	6	49	40	106	5

**CURTIS ALLEN YOUNG****LHP**

See biography in 1993 Non-Roster Players section, page 134.

**ERNEST WESLEY YOUNG****OF****Born:** Chicago, Illinois, July 8, 1969**Bats:** Right **Throws:** Right**Height:** 6-1 **Weight:** 190**Home:** Chicago, Illinois**Obtained:** Selected in the 10th round of the June, 1990 free agent draft.

Graduated from Mendel Catholic HS in 1987...attended Lewis University...signed by Marty Miller.

**LIFETIME RECORD**

Year	Club/League	AVG.	G	AB	R	H	2B	3B	HR	RBI	BB	SO	SB
1990	Southern Oregon, Northwest	.280	50	168	34	47	6	2	6	23	28	53	4
1991	Madison, Midwest	.254	114	362	75	92	19	2	15	71	58	115	20
1992	Modesto, California	.249	74	253	55	63	12	4	11	33	47	74	11

## THE A's ELEPHANT

Prior to the 1988 season the A's brought back one of the team's most familiar and successful characters from past years -- the Athletics' Elephant. The fifth adaptation of the logo makes its debut this year, featuring a more aggressive elephant holding two crossed bats in its trunk. The A's Elephant has been featured in many of the club's promotions and publications. Also, each player wears a special A's Elephant patch on the left sleeve of their uniform.

For 60 years the Athletic Elephant was one of the most popular and colorful logos in all of major league baseball. In 1901 Connie Mack and his Philadelphia Athletics helped form the American League. The following year, New York Giants Manager John McGraw dismissed the A's with contempt, calling them "The White Elephants," implying Mack shouldn't be allowed to spend money without supervision. Mack defiantly adopted the White Elephant as the team insignia, and in 1902, the A's won the American League pennant.

The White Elephant remained the team's mascot until later that decade, when it finally made its way to an A's uniform. Its first appearance was on the team's sweaters. In about 1918, the Elephant finally saw game action when Mack had the pachyderm symbol (in blue with a white "A" inside) placed on the left sleeve of every player.

By 1920, Mack had fully adopted the A's Elephant as the team's symbol. Gone was the traditional "A" on the front of the jersey. In was a blue elephant logo. But after a few poor seasons, Mack decided a change was in order. So, in 1924, the blue elephant was replaced by the white elephant on the team's jersey. The new-look pachyderm seemed to do the trick, as the A's played better ball for the next few years.


In 1928, Mack decided the elephant had worn out its brief welcome on the A's jersey fronts. He replaced it with the familiar "A" on the uniforms, and the A's went on to win two World Championships and an AL crown in the next three years. This resurgence was probably due more to the additions of Foxx, Simmons, Grove, Cochrane, et al., than to the elephant's absence.

That was the last year for the elephant on the A's uniform until 1955, when the A's, now in Kansas City, added an elephant patch to their left sleeves. But when Charlie Finley purchased the team in the early sixties, the elephant mascot was once again sent packing, replaced by, of all animals, a mule. This was the last we saw of this loveable A's mascot until 1988.

Keeping with their tradition of looking to the future without forgetting the past, the current A's ownership decided in 1988 that the time was right to bring back the A's elephant. It has once again proven to be a "good luck" charm for the A's, as since its return the Athletics have won three American League pennants and one world championship.



*SPRING TRAINING/  
MISCELLANEOUS*



## A's 1992 SPRING TRAINING STATISTICS

BATTER	AVG.	G	AB	R	H	2B	3B	HR	RBI	BB	SO	SB
Abbott	.000	2	1	0	0	0	0	0	0	0	0	0
Baines	.391	19	46	12	18	3	0	3	17	11	6	0
Blankenship	.323	25	65	11	21	3	1	1	9	12	9	6
Bordick	.241	23	58	11	14	3	0	1	4	10	7	1
Brosius	.360	26	75	11	27	3	1	2	12	4	10	0
Brown	.000	2	1	0	0	0	0	0	0	0	0	0
Canseco	.286	21	63	12	18	3	0	3	8	10	20	0
Carter	.000	1	1	0	0	0	0	0	0	0	0	0
Conte	.000	2	1	0	0	0	0	0	0	0	0	0
Fox	.306	23	49	8	15	2	1	1	9	5	8	1
Gates	.381	10	21	4	8	1	0	1	6	1	4	0
Grunhard	.000	3	2	1	0	0	0	0	0	1	0	0
Helfand	.500	2	2	0	1	0	0	0	0	0	1	0
Hemond	.184	23	38	8	7	2	1	1	7	2	9	0
D. Henderson	.000	5	6	0	0	0	0	0	0	3	0	0
R. Henderson	.214	19	56	8	12	1	0	0	4	16	17	2
Hill	.235	11	17	4	4	0	0	1	2	1	3	0
Howitt	.071	11	14	0	1	0	0	0	0	3	4	0
Jennings	.143	5	7	0	1	0	0	0	3	0	3	0
Kingery	.313	26	48	8	15	3	0	0	1	4	6	1
Lansford	.262	20	61	11	16	5	1	1	10	5	5	0
Lockhart	.500	2	2	0	1	0	0	0	0	0	0	0
Mann	.000	1	1	0	0	0	0	0	0	0	0	0
Matos	.000	1	2	0	0	0	0	0	0	0	0	0
McGwire	.453	20	53	12	24	6	0	3	17	11	9	1
Neill	1.000	1	1	0	1	0	0	0	0	0	0	0
Paquette	.286	5	7	2	2	0	0	0	2	1	1	1
Pollidor	.429	7	7	2	3	0	0	0	0	1	0	1
Quirk	.310	22	42	4	13	3	0	0	6	1	3	0
Ready	.250	17	40	5	10	3	0	1	7	13	6	2
Steinbach	.323	22	65	9	21	4	1	2	15	6	4	1
Weiss	.179	13	39	7	7	0	1	1	9	6	9	0
Wilson	.375	23	64	15	24	2	1	0	7	7	11	3
Witmeyer	.077	7	13	1	1	0	0	0	0	0	2	0
<b>TEAM</b>	<b>.296</b>	<b>28</b>	<b>978</b>	<b>168</b>	<b>289</b>	<b>50</b>	<b>8</b>	<b>22</b>	<b>158</b>	<b>136</b>	<b>159</b>	<b>20</b>
<b>OPPONENTS</b>	<b>.288</b>	<b>28</b>	<b>988</b>	<b>157</b>	<b>285</b>	<b>55</b>	<b>17</b>	<b>18</b>	<b>144</b>	<b>103</b>	<b>157</b>	<b>28</b>

PITCHER	W	L	ERA	G	GS	CG	SV	IP	H	R	ER	BB	SO
Briscoe	0	0	5.87	3	1	0	0	7.2	8	5	5	3	5
Campbell	1	1	6.92	8	1	0	0	13.0	21	10	10	3	4
Chitren	0	0	3.52	6	0	0	0	7.2	4	3	3	5	3
Corsi	0	0	0.00	1	0	0	0	2.1	2	0	0	1	2
Darling	2	1	4.61	6	6	0	0	27.1	31	15	14	12	21
Deshaies	0	2	6.97	4	0	0	0	10.1	20	11	8	3	5
Eckersley	0	1	0.69	11	0	0	1	13.0	8	2	1	4	16
Erwin	1	0	2.70	5	0	0	0	6.2	4	2	2	4	4
Gossage	1	0	0.73	10	0	0	1	12.1	8	1	1	3	6
Guzman	0	1	4.32	8	0	0	0	8.1	12	5	4	6	7
Harris	0	0	0.00	1	0	0	0	1.1	0	0	0	1	2
Honeycutt	0	0	2.77	10	0	0	1	13.0	14	7	4	5	6
Horsman TOT	0	0	6.23	9	0	0	1	8.2	10	6	6	5	4
Horsman OAK	0	0	7.71	6	0	0	1	4.2	5	4	4	3	4
Mohler	0	0	13.50	1	0	0	0	0.2	1	1	1	1	1
Moore	1	0	3.44	4	4	0	0	18.1	13	8	7	10	13
Nelson	3	1	12.00	8	0	0	0	12.0	22	16	16	9	7
Osteen	0	1	67.50	1	0	0	0	0.2	6	5	5	1	0
Parrett	0	1	1.50	9	0	0	0	18.0	15	7	3	10	11
Slusarski	2	0	3.38	5	5	0	0	24.0	27	11	9	0	12
Stewart	1	2	5.48	5	5	0	0	23.0	25	15	14	3	9
Van Poppel	0	0	9.00	2	1	0	0	3.0	5	3	3	4	2
Walton	3	1	4.50	6	2	0	0	14.0	14	7	7	2	10
Welch	0	0	6.75	2	2	0	0	6.2	8	6	5	5	6
Zancanaro	0	0	18.00	2	1	0	0	4.0	12	13	8	5	1
<b>TEAM</b>	<b>15</b>	<b>13</b>	<b>4.79</b>	<b>28</b>	<b>28</b>	<b>0</b>	<b>4</b>	<b>252.0</b>	<b>285</b>	<b>157</b>	<b>134</b>	<b>103</b>	<b>157</b>
<b>OPPONENTS</b>	<b>13</b>	<b>15</b>	<b>5.58</b>	<b>28</b>	<b>28</b>	<b>0</b>	<b>4</b>	<b>251.2</b>	<b>289</b>	<b>168</b>	<b>156</b>	<b>136</b>	<b>159</b>

## A's 1992 SPRING TRAINING SCHEDULE

DAY	DATE	OPPONENT	SITE	DAY	DATE	OPPONENT	SITE
Fri.	Mar. 5	Milwaukee	Chandler	Tue.	Mar. 23	Chicago	Mesa
Sat.	Mar. 6	Seattle	Phoenix	Wed.	Mar. 24	Seattle	Phoenix
Sun.	Mar. 7	California	Tempe	Thu.	Mar. 25	California	Phoenix
Mon.	Mar. 8	Chicago	Phoenix	Fri.	Mar. 26	Chicago (SS)	Mesa
Tue.	Mar. 9	San Diego	Yuma (7:05 pm)			New York Mets (SS)	New Orleans (6:40 pm CT)
Wed.	Mar. 10	San Francisco (SS)	Phoenix	Sat.	Mar. 27	California (SS)	Tempe (7:05 pm)
		San Diego (SS)	Yuma			New York Mets (SS)	New Orleans (12:40 pm CT)
Thu.	Mar. 11	Seattle	Phoenix	Sun.	Mar. 28	Chicago	Phoenix (6:05 pm)
Fri.	Mar. 12	Milwaukee	Phoenix	Mon.	Mar. 29	Milwaukee	Chandler
Sat.	Mar. 13	San Francisco	Scottsdale	Tue.	Mar. 30	Colorado	Phoenix
Sun.	Mar. 14	Milwaukee	Phoenix	Wed.	Mar. 31	Seattle	Phoenix
Mon.	Mar. 15	San Diego	Phoenix	Thu.	Apr. 1	OFF DAY	
Tue.	Mar. 16	Colorado	Tucson (6:05 pm)	Fri.	Apr. 2	San Francisco	Oakland (7:35 pm)
Wed.	Mar. 17	OFF DAY		Sat.	Apr. 2	San Francisco	Oakland
Thu.	Mar. 18	Chicago	Mesa	Sun.	Apr. 3	San Francisco	San Francisco
Fri.	Mar. 19	Colorado	Phoenix (6:05 pm)				
Sat.	Mar. 20	Seattle	Phoenix				
Sun.	Mar. 21	San Francisco (SS)	Phoenix				
		San Francisco (SS)	Scottsdale				
Mon.	Mar. 22	Chicago	Phoenix				

All games start at 1:05 p.m., unless otherwise noted  
Home games in bold.

## A's SPRING TRAINING RECORD

YEAR	RECORD	HOME	ROAD	HOME ATT (dates)	ONE-GAME HIGH
1969	10-14	4-9	6-5	12,003 (13)	2,130 (Cubs, 3/20)
1970	15-13	9-5	6-8	17,614 (14)	2,775 (Giants, 3/14)
1971	12-15	9-6	3-9	14,889 (16)	2,021 (Brewers, 3/6)
1972	9-11	7-5	2-6	17,295 (13)	3,205 (Giants, 3/9)
1973	14-10	8-5	6-5	21,206 (14)	3,810 (Cubs, 3/24)
1974	8-16	4-8	4-8	26,732 (12)	4,040 (Cubs, 3/16)
1975	7-11	4-6	3-5	36,732 (10)	4,824 (Dodgers, 4/3)
1976	4-10	2-7	2-3	21,373 (9)	4,085 (Angels, 3/25)
1977	12-15	9-6	3-9	24,446 (16)	3,540 (Mariners, 3/11)
1978	9-15	6-6	3-9	28,695 (12)	4,451 (Dodgers, 4/4)
1979	12-10	6-3	6-7	13,295 (9)	2,763 (Cubs, 4/7)
1980	13-7	7-3	6-4	19,098 (10)	2,980 (Brewers, 3/13)
1981	17-10	10-4	7-6	37,899 (13)	5,305 (Indians, 3/21)
1982	8-14	4-6	4-8	42,043 (10)	7,324 (Angels, 3/17)
1983	14-11	7-4	7-7	28,621 (9)	22,350 (Giants, 4/3)*
1984	12-14	7-5	5-9	33,352 (12)	18,211 (Giants, 3/31)*
1985	13-13-1	8-4-1	5-9	49,718 (13)	18,646 (Giants, 4/7)*
1986	17-12	11-5	6-7	68,292 (15)	23,134 (Giants, 4/5)*
1987	14-15	6-8	8-7	88,994 (14)	27,524 (Giants, 4/5)*
1988	14-16	7-8	7-8	129,120 (15)	43,533 (Giants, 4/1)*
1989	19-13	8-8	11-5	152,416 (16)	33,763 (Giants, 4/1)*
1990	6-10	5-4	1-6	81,490 (9)	37,040 (Giants, 4/8)*
1991	13-16-1	9-7	4-9-1	156,345 (16)	31,868 (Giants, 4/6)*
1992	15-13	6-8	9-5	131,460 (14)	41,427 (Giants, 4/5)*
<b>TOTALS</b>	<b>287-304-2</b>	<b>163-140-1</b>	<b>124-164-1</b>	<b>1,253,128</b>	

\*Oakland Coliseum, Bay Bridge Series

Opponents	Angels	Brewers	Cubs	Giants	Indians	Padres	Mariners	Others**
at Home	16-18	27-21	25-22	29-26-1	19-24	26-11	17-15	5-7
on Road	16-21	15-26	21-19	20-29-1	19-23	17-26	15-16	0-3

\*\*vs. Houston (0-1 at Mesa); vs. Los Angeles (1-4 at Mesa, 1-1 at New Orleans, 0-1 on road); vs. Minnesota (1-1 at Mesa); vs. Tokyo Orions (1-1 at Mesa, 0-1 on road) vs. Taiyo (1-0 at Scottsdale)...not reflected in standings.

### DID YOU KNOW...

On May 28, 1980, two Oakland players stole home in the same inning. In the first inning of a game against Kansas City at the Coliseum, first Dwayne Murphy and then Wayne Gross turned the trick.

## SPRING TRAINING INFORMATION

### REPORTING DATES

Pitchers and catchers February 20th, first workout will be February 21st. Full squad reports February 24th, first workout February 25th.

### HEADQUARTERS HOTEL

Doubletree Suites Hotel  
320 North 44th Street  
Phoenix, Arizona 85009  
(602) 225-0500

### WORKOUTS

Begin at approximately 9:30 a.m. each morning. The A's will work out at their minor league headquarters, Scottsdale Community College, from February 21st-March 3rd, then move to Phoenix Stadium, March 4th for the duration of their Phoenix stay. All mail and calls should be directed to Phoenix Stadium.

### TELEPHONE NUMBERS

Phoenix Stadium, Baseball Operations	(602) 225-9400
Phoenix Stadium, Business and Ticket Office	(602) 392-0074
Phoenix Stadium, Press Box	(602) 225-9476
FAX, Baseball Operations	(602) 225-9473

### ROAD HOTELS

CITY	HOTEL	ADDRESS	TELEPHONE
New Orleans	Inter-Continental	444 St. Charles Ave. New Orleans, LA 70130	(504) 525-5566
Yuma	Holiday Inn	3181 South 4th Ave. Yuma, AZ 85364	(602) 344-1420

### GAME TIMES

All home games start at 1:05 p.m. (MST), except March 19 and 28 which starts at 6:05 p.m. (MST).

### STADIUM

Phoenix Municipal Stadium  
5999 East Van Buren  
Phoenix, Arizona 85008  
Capacity: Approximately 8,500

### MINOR LEAGUE HEADQUARTERS

Scottsdale Community College  
9000 East Chaparral Road  
Scottsdale, Arizona 85353

### MEDIA INFORMATION

For credentials, please contact Jay Alves, (602) 225-9400, at least 24 hours in advance. A media lunch is served at all home games.

### BASEBALL WRITERS ASSOCIATION OF AMERICA

#### SAN-FRANCISCO-OAKLAND CHAPTER — 1993

Chairperson — Larry Stone  
Vice Chairperson — Ron Kroichick  
Secretary-Treasurer — John Hickey

**Associated Press:** Dennis Georgatos, Steve Wilstein.

**Contra Costa Times:** Chuck Dybdal, Mike Lefkow, John Marvel, Dave Newhouse.

**Gannett News Service:** Steve Sneddon (Reno Gazette-Journal), Tom Weir (USA Today)

**Marin Independent Journal:** Dave Albee, John Shea.

**Oakland Tribune/Alameda Newspapers:** John Hickey, Barry Locke, Monte Poole, Carl Steward, Kit Stier, Pete Wevurski.

**Peninsula Times Tribune:** John Allen, Leonard Koppett.

**Sacramento Bee:** Steve Blust, Mark Kreidler, Ron Kroichick, Dan McGrath, Nick Peters.

**San Francisco Chronicle:** David Bush, Mark Camps, Lowell Cohn, John Curley, Glenn Dickey, Bruce Jenkins, Tim Keown, C.W. Nevius, Scott Ostler.

**San Francisco Examiner:** Frank Blackman, Ray Ratto, Joan Ryan, Glenn Schwarz, Larry Stone, Art Spander, Casey Tefertiller.

**San Jose Mercury News:** Ron Bergman, Bud Geracie, Pedro Gomez, Mark Gonzales, Dan Hruby, Ann Killion, Richard Nagel, Mark Purdy.

**San Mateo Times:** Dick Draper.

**Santa Rosa Press-Democrat:** Jackie Krentzman, Rich Mellott, Bob Padecky, Rich Rupprecht

## BAY BRIDGE SERIES

The Bay Bridge series was initiated by the Athletics and the San Francisco Giants prior to the 1982 season. The series was originally a two-game set with the winner, in case of a tie, being decided by either a home-run hitting contest or most hits. In 1989, a three-game series was initiated. In 1993, the 12th annual Bay Bridge series will once again be a three-game format with the first two games to be played at the Coliseum, April 2-3, and the third game at Candlestick Park, April 4.

Year	Site	Winner	Score	Winning Pitcher	Losing Pitcher	Attendance
1982	Phoenix	Giants	1-6	Gale	Keough	3,080
	Phoenix	Giants	5-11	Fowlkes	Kingman	3,525
1983	Candlestick	Athletics	7-3	T. Underwood	Barr	15,635
	Coliseum	Athletics	5-4	Keough	Lavelle	22,350
1984	Coliseum	Giants	1-4	Krukow	Burris	18,211
	Candlestick	Giants	5-6	Minton	Caudill	21,421
1985	Candlestick	Athletics	8-5	Kaiser	Gott	14,308
	Coliseum	Giants*	5-7	Krukow	Sutton	18,646
1986	Coliseum	Athletics*	7-1	Andujar	Garrelts	23,134
	Candlestick	Giants	3-5	Mason	Langford	14,085
1987	Candlestick	Giants*	4-5	Minton	Eckersley	15,914
	Coliseum	Athletics	8-3	Stewart	Grant	27,524
1988	Coliseum	Giants#	6-7	D. Robinson	M. Young	43,533
	Candlestick	Athletics	5-2	Ontiveros	La Coss	21,640
1989	Coliseum	Athletics	7-1	Welch	D. Robinson	23,787
	Coliseum	Athletics	3-2	Eckersley	Brantley	33,763
	Candlestick	Athletics	6-4	Corsi	Mulholland	26,411
1990	Candlestick	Athletics	9-2	Moore	Swan	23,760
	Candlestick	Giants	6-7	Quisenberry	Klink	27,432
	Coliseum	Athletics	5-0	C. Young	Garrelts	37,040
1991	Coliseum	Athletics	1-0	Welch	Black	24,218
	Coliseum	Giants	0-2	Garrelts	Show	31,868
	Candlestick	Athletics	7-6	Moore	LaCoss	33,978
1992	Candlestick	Athletics	5-1	Gossage	Brantley	15,765
	Candlestick	Giants	3-6	Jackson	Horsman	23,023
	Coliseum	Athletics	8-7	Campbell	Heredia	41,427

\*won home run derby as tie-break

#won tie-breaker (most hits)

## A's ON THE AIR



**BILL KING**, Director of Broadcast Operations, enters his 13th year of play-by-play for the A's. In addition to his work with the A's, Bill is the voice of the Los Angeles Raiders. His work with the Raiders began in 1966 and it has included four Super Bowls. From 1962 through the 1982-83 season King was the play-by-play voice of the NBA Golden State Warriors. His style of broadcasting combines knowledge of the game with a special ability to paint word pictures which bring the radio listeners right into the action. King had his sport broadcast origins in baseball. He played semi-pro baseball as a youngster in the midwest and his first

play-by-play job was for a club in Pekin, Illinois in 1948. Bill makes his home in Marin County.



**LON SIMMONS** begins his 13th year of play-by-play for the A's in 1993. Prior to joining the A's in 1981, Lon was well known in the Bay Area for play-by-play work with the San Francisco Giants and the San Francisco 49ers of the NFL. A native of Southern California, Lon was a three sport high school star in track, football and baseball. He signed a professional contract with the Philadelphia Phillies, but an injury cut short his promising pitching career after just two seasons in the minor leagues. His sportscasting career took him from Fresno to San Francisco in 1958 when major league baseball came out west. Lon paired with Russ Hodges

to form one of the top announcing teams in the game. It was at this same time that Lon was building a solid reputation with play-by-play work for the 49ers. Lon has broadcast four World Series and one Super Bowl. Simmons is single and resides in Alameda.



**RAY FOSSE** begins his eighth year as a member of the A's radio broadcast team, his fifth on the A's television network. In addition to his network duties on KRON, Ray will also serve as analyst for SportsChannel. Fosse brings with him the ability to inject a former players point of view into game broadcasts. Ray started his playing career in 1965 with Reading of the Eastern League. He saw his first major league action in 1967 with the Cleveland Indians, before finally breaking into the majors for good at the end of the 68 season. He spent five years with the Tribe before being traded to the A's prior to 1973. Ironically, one of

the players the A's gave up to get Fosse was current A's pitching coach Dave Duncan. He went back to Cleveland in 1976, and finished up his playing career in 1979 with the Milwaukee Brewers. In 12 years of major league ball, Ray batted .256 with 61 home runs in 924 games. Ray had been a member of the A's front office for three years before devoting all his energies to broadcasting in 1987.



**DICK STOCKTON** was named the A's play-by-play announcer January 30, 1993. Stockton joined CBS Sports in 1978 where he was a member of the CBS baseball broadcast team from 1990-92. He has also announced NFL Football, NBA and NCAA Basketball, the Olympics and dozens of other events for CBS Sports Saturday/Sunday, which he hosted from 1978-80. A 1964 graduate of Syracuse University, his other baseball experience includes a stint as the voice of the Boston Red Sox at WSBK-TV from 1975-78 and a five year run as play-by-play voice of CBS Radio Network's "Game of the Week" broadcasts from 1985-89. Dick

and his wife, Lesley Visser, also a broadcaster for CBS, reside in Boca Raton, Florida.



**GREG PAPA** returns for his fourth season as A's play-by-play man on SportsChannel. In addition to his work with the A's, Papa also handles play-by-play for the Golden State Warriors Radio Network and Big West football on SportsChannel. He has been with the Warriors since the 1986-87 season. Before coming to the Bay Area, Papa spent two years as an announcer/analyst for the Indiana Pacers 55-station radio network. He has also done occasional work for NBC and ESPN. He is a graduate of Syracuse University's Newhouse School of Broadcasting. Papa and his wife, Lisa, make their home in Danville with their son, Derek.



**AMAURY PI-GONZALEZ** returns for his 12th season as the A's Spanish play-by-play voice. Amaury was born in Cuba but moved to Florida in 1961. He attended the University of Miami and did Spanish broadcasts for Miami's WFAB radio. He came to the Bay Area in 1970 and has since become the areas premier Spanish language sportscaster. He has covered the World Series, Super Bowls, boxing, basketball and soccer for Spanish Radio, and he maintains a selected correspondent status with Spanish stations and newspapers outside the Bay Area. From 1985-87 he was a member of the CBS Spanish radio network play-by-

play team that covered baseballs championship series and World Series. Amaury also anchored the A's Spanish network broadcasts for both the 1989 and 1990 ALCS and World Series in addition to the 1992 ALCS. Along with his work with the A's, he also broadcasts Golden State Warriors home games on KIQI. Amaury makes his home in Fremont, California with his wife, Gail, and two children.



**ERWIN HIGUEROS** begins his fifth season with the A's Spanish Radio. He was born in Guatemala, and moved to the United States when he was 12 years old. A graduate of Fremont High School in Oakland, Erwin also attended Cal State Hayward and Columbia School of Broadcasting. He has worked at KNTA the past four years, and his duties include the Tony La Russa Show. In addition to play-by-play, Higueros is also responsible for the engineering and production of the entire broadcast. Erwin and his wife, Maria, have two children.

## A's RADIO-TELEVISION/SPORTSCHANNEL

The Oakland Athletic's will televise 109 regular season games this year. Cable SportsChannel will air 59 of those games while the A's television network, headed by the A's new flagship station, KRON-TV in San Francisco, will broadcast 50 games. Greg Papa will team with Ray Fosse on SportsChannel and Fosse will team up with Dick Stockton on the A's television network.

### A's TELEVISION NETWORK

STATION	ON DIAL	CITY	STATION	ON DIAL	CITY
KRON Flagship	4	San Francisco	KRNV	4	Reno, NV
KAIL	53	Fresno	KSCH	58	Sacramento
KCBA	35	Salinas	KUSK	55	Phoenix, AZ
KCBL	4	Eureka		7	Prescott, AZ
KFBT	33	Las Vegas, NV		17	Mesa, AZ
KFVE	5	Honolulu, HI		30	Flagstaff, AZ
KMOH	6	Kingman, AZ	XXTV	10	Sacramento

The A's also have a new flagship radio station, KNEW 910 AM in San Francisco. Bill King, Lon Simmons and Ray Fosse all return to call the action for all 162 games of the regular season plus weekend spring training games, all spring contests vs. San Francisco and the A's March 19 game against the expansion Colorado Rockies. This year, every A's game can also be heard in Spanish on KNTA (1430 AM). Amaury Pi-Gonzales and Erwin Higueros will handle the play-by-play.

### A's RADIO NETWORK

STATION	ON DIAL	CITY	STATION	ON DIAL	CITY
KNEW	910 AM	San Francisco	KKIS	990 AM	Concord
KAHI	950 AM	Auburn	KMYC	1410 AM	Marysville
KBEE	970 AM	Modesto	KOZZ	1450 AM	Reno, NV
KBLF	1490 AM	Red Bluff	KPMO	1300 AM	Mendocino
KBOS	1340 AM	Fresno	KQMS	1400 AM	Redding
KCMX	580 AM	Medford, OR	KRKC	1490 AM	King City
KCNO	570 AM	Alturas	KTIP	1450 AM	Porterville
KCTC	1320 AM	Sacramento	KUKI	1400 AM	Ukiah
KINS	980 AM	Eureka	KVML	1450 AM	Sonora
KIXT	1400 AM	San Luis Obispo	KXBX	1270 AM	Lakeport
KJAX	1280 AM	Stockton	KYOS	1480 AM	Merced

## BEHIND THE SCENES



**ALLAN PONT M.D.**

**Team Physician**

Dr. Allan Pont starts his ninth year as the A's Team Physician. Born and raised in Montreal, Canada, he received his B.S. and M.D. degrees from McGill University in Montreal. After completing his internship and residency at McGill, Dr. Pont went on to complete his subspecialty work in endocrinology at Harvard University. Currently the Co-Chairman of the Department of Medicine at California Pacific Medical Center in San Francisco, Dr. Pont is involved in teaching, administration and has a private practice in internal medicine. Dr. Pont and his wife Joan have a son (Sean) and reside in Marin County.



**RICK BOST M.D.**

**Team Orthopedist**

For the 12th consecutive season, Dr. Rick Bost will serve as the A's Team Orthopedist. Currently the Assistant Director of the neuromuscular clinic at California Pacific Medical Center in San Francisco, Dr. Bost grew up in San Francisco, and, in fact, was born at the same hospital in which he now practices. After completing his undergraduate work at Yale, Dr. Bost went on to do his medical training at Jefferson Medical College in Philadelphia. Upon completion of his orthopedics training at Harvard, Dr. Bost spent two years in the army. He and wife Mary have a daughter (Kirsten) and a son (Toby) and reside in Marin County.



**MICKEY MORABITO**

**Director of Team Travel**

Mickey Morabito returns for his 14th season as the A's Director of Team Travel. A native of Brooklyn, Mickey earned his Bachelor of Arts Degree in Physical Education from Hunter College in New York. His baseball career began in 1970 as a bat boy for the New York Yankees and he worked his way through the organization before becoming the Yankees' Director of Public Relations in 1977. He held that position through the 1979 season, and moved to the A's just prior to the 1980 season. He makes his home in Alameda, California.



**FRANK CIENSZYK**

**Equipment Manager**

Frank Ciensczyk has been a fixture in the A's clubhouse since the franchise arrived in Oakland in 1968. The 1993 season will be Frank's 26th in charge of the A's uniforms, bats, gloves and all other equipment. He spent 21 years in the U.S. Army, serving in both World War II and Korea. His baseball career began with the San Francisco Giants when they moved west in 1958. Frank makes his home in San Leandro, California.



**STEVE VUCINICH**

**Visiting Clubhouse Manager**


Steve Vucinich joined the Oakland A's organization as a ball boy when the franchise moved to Oakland in 1968, and in 1969 he took over the responsibilities of the A's assistant clubhouse manager. In 1974, Steve was named to his present position of Visiting Clubhouse Manager. An Oakland native, he graduated from St. Joseph's High School in Alameda and Chabot College in Hayward. Known as the Oakland A's historian, Steve resides in Castro Valley, California with his wife, Valerie.

**BARRY WEINBERG****Trainer**

Barry Weinberg begins his 12th season as the trainer for the A's. A native of Silver Spring, Maryland, Barry graduated from Springfield College in Springfield, Massachusetts with a degree in Physical Education. He then entered Indiana University where he received his Masters Degree in Athletic Training in 1976. He spent 5 years working in the Pittsburgh Pirates minor league system before joining the New York Yankees as an assistant trainer in 1979. Barry was named to the A's trainer position following the 1981 season. He resides in Alameda, California.

**LARRY DAVIS****Assistant Trainer**

After eleven years in the minor leagues, Larry Davis made his major league debut with the A's in 1984. Raised in Tucson, Arizona, Larry attended the University of Arizona where he majored in Physical Education. His baseball career began in 1973 with the Tucson Toros, then the Triple-A affiliate of the A's. He served as the Toro's trainer, traveling secretary and equipment manager. Larry maintained those duties for the A's Triple-A club as it moved from San Jose to Vancouver to Ogden to Tacoma. Larry and his wife Suzi make their home in Livermore, California

**MARK RAZUM****Head Groundskeeper**

The 1993 season will be Mark Razum's 10th year with the A's organization, his fifth as the head groundskeeper of the Coliseum. He is also responsible for the maintenance of the A's minor league complex at Scottsdale Community College and Phoenix Stadium, the A's spring training home. Mark is a native of Cleveland, Ohio and began his career as a 17-year old groundskeeper at Cleveland's Municipal Stadium. He was hired by the A's in 1984 to build the Scottsdale College complex and was brought to Oakland in 1989 to take over the care and upkeep of the Coliseum field.

**BASEBALL OPERATIONS FRONT OFFICE**

**Jay Alves**  
*Director of Baseball Information*



**Kathy Jacobson**  
*Director of Media Relations*



**Pamela Pitts**  
*Assistant Director of Baseball Administration*



**Doreen Alves**  
*Administrative Assistant, Baseball Relations*



**Jennella Roark**  
*Administrative Assistant, Baseball Operations*



**Mike Selleck**  
*Admin. Asst., Statistics and Desktop Publishing*

## GLOSSARY OF MEDICAL TERMS

**AC JOINT** - Acromioclavicular joint; joint of the shoulder where acromion process of the scapula and the distal end of the clavicle meet; most shoulder separations occur at this point.

**ANTERIOR** - in front of; the front surface of.

**ANTERIOR CRUCIATE LIGAMENT (ACL)** - A primary stabilizing ligament within the center of the knee joint that prevents hyperextension and excessive rotation of the joint. A complete tear of the ACL necessitating reconstruction could require up to 12 months of rehabilitation.

**ANTI-INFLAMMATORY** - Any agent which prevents inflammation, such as aspirin or ibuprofen.

**ARTHROGRAM** - X-ray technique for joints using air and/or dye injected into the affected area; useful in diagnosing meniscus tears of the knee and rotator cuff tears of the shoulder.

**ARTHROSCOPY** - A surgical examination of the internal structures of a joint by means of viewing through an arthroscope. An arthroscopic procedure can be used to remove or repair damaged tissue or as a diagnostic procedure in order to inspect the extent of any damage or confirm a diagnosis.

**CARTILAGE** - Smooth, slippery substance preventing two ends of bones from rubbing together.

**CAT SCAN** - Use of a computer to produce a cross sectional view of the anatomical part being investigated from x-ray data.

**CONCUSSION** - Jarring injury of the brain resulting in dysfunction. It can be graded as mild, moderate or severe depending on loss of consciousness, amnesia and loss of equilibrium.

**CONTUSION** - An injury to muscle and tissues caused by a blow from a blunt object.

**DISC** - A flat, rounded plate between each vertebrae of the spine. The disc consists of a thick fiber ring which surrounds a soft gel-like interior. It functions as a cushion for the spinal column.

**FEMUR** - Thigh bone; largest bone in the body.

**FIBULA** - Smaller of the two bones in the lower leg; runs from the knee to the ankle along the outside of the lower leg.

**INFLAMMATION** - The body's natural response to injury in which the injury site might display various degrees of pain, swelling, heat, redness and/or loss of function.

**LATERAL** - To the outside of the body.

**MEDIAL** - To the inside of the body.

**LIGAMENT** - Band of fibrous tissue that connects bone to bone, or bone to cartilage and supports and strengthens joints.

**MAGNETIC RESONANCE IMAGING (MRI)** - Imaging procedure in which a radio frequency pulse causes certain electrical elements of the injured tissue to react to this pulse and through this process a computer display and permanent film establish a visual image. MRI does not require radiation and is very useful in the diagnosis of soft tissue, disc, and meniscus injuries.

**MEDIAL COLLATERAL LIGAMENT (MCL)** - Ligament of knee along the medial aspect that connects the femur to the joint.

**MENISCUS** - Crescent shaped cartilage, usually pertaining to the knee joint; also known as "cartilage." There are two menisci in the knee, medial and lateral. These work to absorb weight within the knee and provide stability.

**POSTERIOR** - At the back part, or rear of the body.

**POSTERIOR CRUCIATE LIGAMENT (PCL)** - A primary stabilizing ligament of the knee that provides significant stability and prevents displacement of the tibia backward within the knee joint. A complete tear of this ligament necessitating reconstruction could require up to 12 months of rehabilitation.

**QUADRICEP MUSCLES "QUADS"** - A group of four muscles of the front thigh that run from the hip and form a common tendon at the patella; they are responsible for knee extension.

**ROTATOR CUFF** - Comprised of four muscles in the shoulder area that can be irritated by overuse. The muscles are the supraspinatus (most commonly injured), infraspinatus, teres minor and subscapularis.

**ROTATOR CUFF IMPINGEMENT SYNDROME** - A microtrauma or overuse injury caused by stress. The four stages are: 1) tendentious with temporary thickening of the bursa and rotator cuff. 2) fiber dissociation in the tendon with permanent thickening of the bursa and scar formation. 3) A partial rotator cuff tear of less than 1 cm. and 4) A complete tear of 1 cm or more.

**SHIN SPLINT** - A catch-all syndrome describing pain in the shin that is not a fracture or tumor, and cannot be defined otherwise.

**SPRAIN** - Injury resulting from the stretch or twist of the joint and causes various degrees of stretch or tear of a ligament or other soft tissue at the joint.

**STRAIN** - Injury resulting from a pull or torsion to the muscle or tendon that causes various degrees of stretch or tear to the muscle or tendon tissue.

**STRESS FRACTURE** - A hair-line type of break in a bone caused by overuse.

**TENDINITIS** - Inflammation of the tendon and/or tendon sheath, caused by chronic overuse or sudden injury.

**TENDON** - Tissue that connects muscle to bone.

**TIBIA** - Larger of the two bones of the lower leg and is the weight-bearing bone of the shin.

**ULNAR NERVE** - Nerve in the elbow commonly irritated from excessive throwing.

**ULTRASOUND** - An electrical modality that transmits a sound wave through an applicator into the skin to the soft tissue in order to heat the local area for relaxing the injured tissue and/or disperse edema.

**NOTE:** This list is not meant to be all inclusive, nor should it be used as a substitute for a physician's diagnosis and/or description of an injury or illness. For further definitions, please refer to the Stedman's Pocket Medical Dictionary published by Williams and Wilkins.

# 1993 A's SCHEDULE

OAKLAND TIMES ARE SHOW BELOW

A P R I L	SUN	MON	TUES	WED	THURS	FRI	SAT
						1	SF 2 Exh. ♦ 7:35
SF 4 Exh. 1:05	DET 5 8:05 ●	6	DET 7 7:05 ♦	DET 8 12:15	DET 15 10:35	MIL 9 7:35 ●	MIL 10 1:05 ♦
MIL 11 1:05 ♦	12	DET 13 10:35	14	DET 15 10:35	DET 15 10:35	MIL 16 4:05 ●	MIL 17 11:05
MIL 18 11:05	19	NY 20 7:05 ●	NY 21 7:05 ♦	NY 22 12:15	NY 22 12:15	CLE 23 7:35 ●	CLE 24 1:05 ♦
CLE 25 1:05 ♦	26	BOS 27 7:05 ●	BOS 28 12:15	29	30	CLE 30 4:05	

							CLE 1 10:35
CLE 2 10:35	NY 3 4:30	NY 4 4:30	BOS 5 4:35	BOS 6 9:05	CAL 7 7:05 ●	CAL 8 7:05 ●	
CAL 9 1:05	TEX 10 7:05 ♦	TEX 11 7:05 ●	TEX 12 7:05 ♦	TEX 13 12:15	SEA 14 7:35 ●	SEA 15 1:05 ♦	
SEA 16 1:05 ♦	17	KC 18 5:35 ●	KC 19 5:35 ♦	KC- 20 5:35 ●	CHI 21 5:05 ●	CHI 22 10:05	
CHI 23 11:35	24	MIN 25 7:05 ●	MIN 26 12:15	MIN 27 12:15	TOR 28 6:15 ♦	TOR 29 1:05 ♦	
TOR 30 1:05 ♦	BAL 31 1:05 ♦						

		BAL 1 7:05 ●	BAL 2 12:15	3	TOR 4 4:35	TOR 5 10:35
TOR 6 10:35	BAL 7 4:35 ●	BAL 8 4:35 ●	BAL 9 4:35 ♦	10	MIN 11 5:05	MIN 12 5:05 ●
MIN 13 11:05 ♦	CHI 14 7:05 ♦	CHI 15 7:05 ●	CHI 16 12:15	CHI 17 12:15	KC 18 1:05	KC 19 1:05 ♦
KC 20 1:05 ♦	SEA 21 7:05 ●	SEA 22 7:05 ●	SEA 23 7:05 ♦	SEA 24 12:35	TEX 25 5:35 ●	TEX 26 5:35 ●
TEX 27 5:05 ♦	28	CAL 29 7:05 ♦	CAL 30 12:15			

				CAL 1 12:15	NY 2 7:35 ♦	NY 3 1:05 ♦
NY 4 6:15 ♦	CLE 5 1:05	CLE 6 7:05 ●	CLE 7 12:15	BOS 8 1:05	BOS 9 7:35 ●	BOS 10 1:05 ♦
BOS 11 1:05 ♦	All 12	Star 13 at Balt.	Break 14	NY 15 4:30 ●	NY 16 4:30 ●	NY 17 10:05
NY 18 5:05	CLE 19 4:05 ♦	CLE 20 4:05 ●	CLE 21 4:05	BOS 22 4:35	BOS 23 4:35	BOS 24 10:05 ♦
BOS 25 10:05 ●	CAL 26 7:05 ●	CAL 27 7:05 ●	CAL 28 7:05 ♦	CAL 29 7:05 ●	TEX 30 7:35 ♦	TEX 31 1:05 ♦

TEX 1 5:05	2	SEA 3 7:05 ♦	SEA 4 12:15	SEA 5 12:15	KC 6 5:35 ●	KC 7 5:05 ●
KC 8 11:35	CHI 9 5:05 ♦	CHI 10 5:05 ●	CHI 11 10:35	12	MIN 13 7:35 ●	MIN 14 1:05 ♦
MIN 15 2:05 ♦	MIL 16 7:05 ♦	MIL 17 7:05 ♦	MIL 18 12:15	19	DET 20 4:05 ●	DET 21 10:15 ●
DET 22 11:35	DET 23 4:05 ♦	MIL 24 5:05 ●	MIL 25 5:05 ♦	MIL 26 11:05	DET 27 7:35 ●	DET 28 1:05 ♦
DET 29 1:05 ♦	TOR 30 7:05 ♦	TOR 31 7:05 ●				

			TOR 1 12:15	2	BAL 3 7:35 ♦	BAL 4 1:05 ♦
BAL 5 1:05 ♦	6	TOR 7 4:35	TOR 8 4:35	TOR 9 4:35 ●	BAL 10 4:35 ●	BAL 11 4:05 ●
BAL 12 5:05	MIN 13 5:05 ●	MIN 14 5:05 ●	MIN 15 5:05 ♦	MIN 16 5:05 ●	CHI 17 7:35 ♦	CHI 18 1:05 ♦
CHI 19 1:05 ♦	KC 20 7:05 ♦	KC 21 7:05 ♦	KC 22 7:05 ♦	KC 23 12:15	SEA 24 7:35	SEA 25 7:05 ♦
SEA 26 1:35	27	TEX 28 5:35	TEX 29 5:35 ♦	TEX 30 5:35		

					CAL 1 7:35 ♦	CAL 2 1:05
CAL 3 1:05 ♦						

Games and times subject to change. All games on KNEW-910. Spanish Language Broadcasts on KNTA-AM 1430 in San Jose.


● Denotes TV games on KRON Channel 4.

♦ Denotes TV games on Cable SportsChannel.

TV schedule as of February 16, 1993.

■ Denotes home games.

□ Denotes away games.



# WE GUARANTEE 60 SAVES THIS SEASON.

SportsChannel is out to save your summer — with 60\* live, exclusive games of the AL West Champion Oakland Athletics. Watch Eck stare down the American League's best, while McGwire and Sierra launch pitches out of the Coliseum. We're also throwing in 55\* equally exclusive games of those cross bay rivals the Giants. Save yourself; to order SportsChannel call your local cable company.



\* Schedules subject to change without notice.