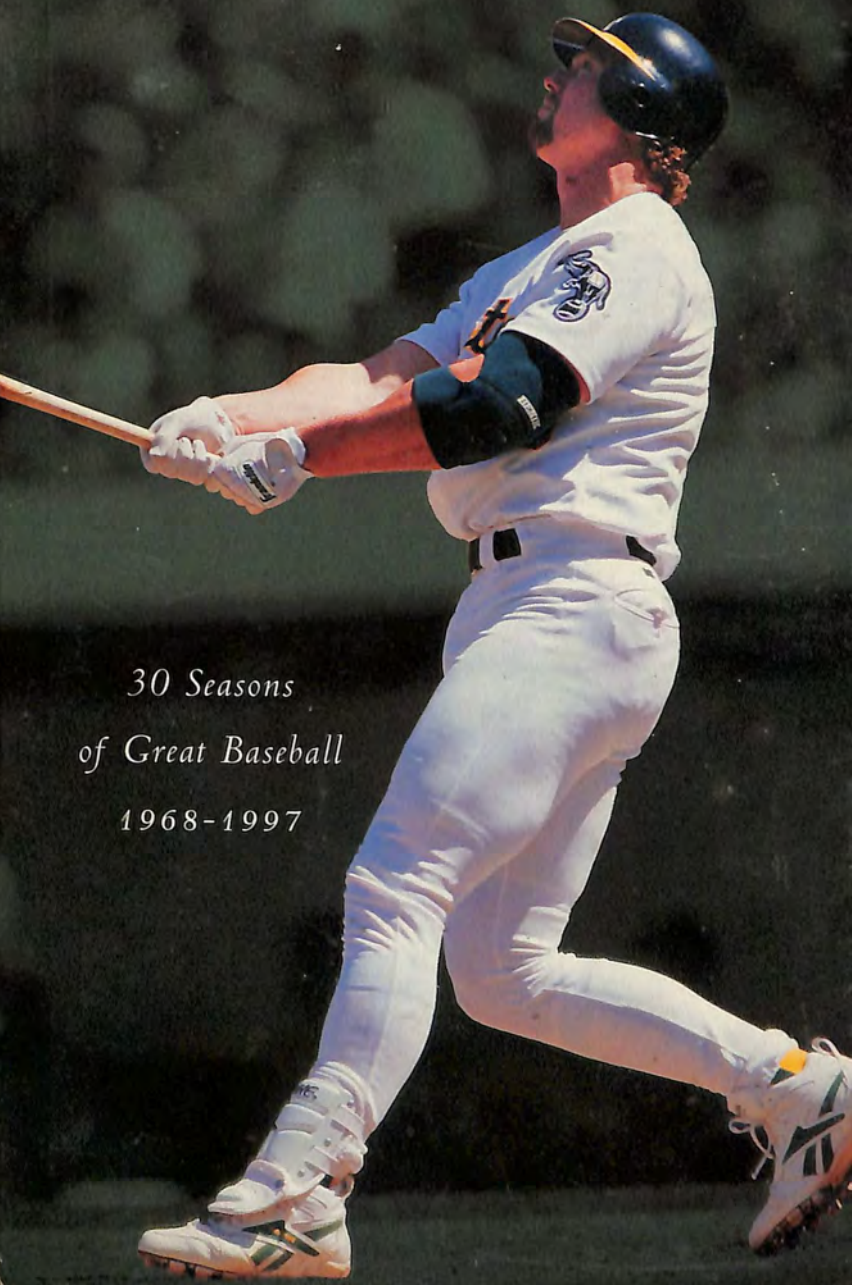


OAKLAND
ATHLETICS
1997
INFORMATION
GUIDE

*30 Seasons
of Great Baseball
1968-1997*



A's ON THE INTERNET

On August 1, 1995, the Oakland A's became the fourth major league baseball team to have an official home page on the Internet's World Wide Web. By establishing a presence on the Internet, the A's are able to provide information to A's fans not just in the Bay Area, but throughout the country and the world. The A's have also set up e-mail addresses for fan feedback, and all mail is read by A's employees, as the A's maintain their Web site in-house.

The A's Web site is divided into five main categories: Clubhouse, Press Box, Ticket Office, Merchandise and Front Office. Visitors to the site can download information about A's players such as biographies, statistics, photos and audio highlights. There is also information about the A's minor league teams, including schedules. The Press Box contains up to date statistical information, results, pitching probables, transactions, injury information, records and more. A's fans can also purchase merchandise and tickets on-line and have access to the A's latest schedule information, including promotions and television.

Fans visiting the A's Web site can also compete for prizes by playing Cyberskipper™, an interactive fantasy baseball game. Contestants earn points by predicting which players in the A's line-up will get hits, hit home runs, steal bases and more.

The address for the A's Internet Site is:

<http://www.oaklandathletics.com>

TICKET INFORMATION

TICKET PRICES

Plaza Club: \$25.00	Field Level (Infield): \$14.00	Plaza Level (Infield): \$13.00	Upper Reserved: \$5.00
Club MVP: \$20.00	Field Level: \$13.00	Plaza Level: \$11.00	Bleachers: \$4.00
MVP: \$17.50			

TICKETS BY MAIL

Write the A's Ticket Office with the games, number of tickets and price of seats you want to purchase. Include a \$4.00 handling fee with your check, money order, VISA, American Express or MasterCard number and expiration date. Send your order to Oakland A's Tickets, P.O. Box 2220, Oakland, CA 94621.

TICKETS ON THE INTERNET

The A's now offer secure on-line ticket ordering in the ticket office section of the A's Web site at <http://www.oaklandathletics.com>. Orders must be received 48 hours prior to game date.

TICKETS AT OAKLAND COLISEUM

Box office is open Monday-Friday from 9 a.m. to 6 p.m. and Saturday from 10 a.m. to 4 p.m. On game days it is open from 9 a.m. until one half-hour after the game.

TICKET OUTLETS

Tickets are available at the A's Coliseum Ticket Window, the A's Outlet Store at the Great Mall in Milpitas and at all BASS Ticket Centers, including the Warehouse and Tower Records/Video, without a convenience fee.

CHARGE IT

You may charge your tickets on VISA, American Express and MasterCard by calling BASS at: 510-762-BALL, 408-998-BASS, 707-546-BASS or 916-923-BASS. If your order is placed nine days or less from the game, tickets will be held at Will Call at the Coliseum. Otherwise, tickets will be mailed to you (\$2.50 postage and handling per order).

HALF PRICE INFORMATION

Half price seats are available on Plaza Level Infield, Plaza Level and Upper Reserved for fans 14 years and younger, senior citizens 60 years or better, active military, and high school and college students with valid ID. Also, wheelchair accessible seating is available at half price in Field Level Infield, Field Level, Plaza Level Infield, Plaza and Upper Reserved locations.

GROUP TICKETS

Discounted tickets for groups of 25 or more are available in Field Level, Plaza Level and Upper Reserved.

FROM THE SPORTS LIBRARY OF
RETROSEASONS.com

More publications available at:

www.retroseasons.com/library/

INFORMATION GUIDE CONTENTS

Executive Office	2
Front Office Directory	5
The Athletics Franchise	7
Index To Filers	8

THE 1997 OAKLAND ATHLETICS

Manager And Coaches	10
The Players	17
Non-Roster Players	110
Roster	144
Roster of Non-Roster Invites	146

1996: A LOOK BACK

Season In Review	148
Team Statistics	150
Highs And Lows	150
Won-Lost Breakdown	152
Miscellaneous Totals	152
vs. The American League	152
Individual Fielding	153
Pinch Hitters	153
Designated Hitters	154
Batting With RISP	154
Batting With The Bases Loaded	154
Day-By-Day	155
Wild Card Day-By-Day	158
Player Transactions	158
American League Recap	160
A.L. Top Five Departmental Leaders	161
Team Leaders	162

OAKLAND ATHLETICS

Career Batting Leaders	164
Career Pitching Leaders	164
Season Batting Leaders	165
Season Pitching Leaders	166
Season Records	166
One Game Records	169
Year-By-Year	171
Month-By-Month	172
vs. The American League	172
vs. AL Opponents	173
Team Batting (Year-By-Year)	173
Team Pitching (Year-By-Year)	174
Team Fielding (Year-By-Year)	174
Team DH Stats (Year-By-Year)	175
Individual Year-By-Year Batting Leaders	175
Individual Year-By-Year Pitching Leaders	178
Primary Designated Hitter Stats	180
Steals Of Home	180
Home Runs	181
Grand Slams	181
Pinch-Hit Home Runs	183
Oakland Coliseum Home Runs	184
Top Hitting Streaks	184
Title Clinching Dates	184
Low-Hit Games	185
Opening Day Lineups	186
The June Draft	187
Doubleheaders	187
Games Played Leaders By Position	188
Award Winners	188
All-Star Game Selections	189
Attendance	190
Trades & Free Agent Signings	192
Alumni Club	200

PHILADELPHIA/KANSAS CITY A's

All-Time Batting Leaders	204
All-Time Pitching Leaders	204
Season Batting Leaders	205
Season Pitching Leaders	206
Records	206
Year-By-Year	208
Team Statistics	209
Individual Yearly Batting Leaders	211
Individual Yearly Pitching Leaders	216
No-Hitters	220
All-Star Game Selections	220
Award Winners	221
Athletics In The Hall Of Fame	221

ATHLETICS POST SEASON

World Series Review	224
World Series Team Totals	224
World Series Records	225
Championship Series Review	226
ALCS Team Totals	227
ALCS Records	228
Post-Season Career Records	229
Philadelphia A's World Series Review	230

OPPONENTS

Anaheim Angels	232
Baltimore Orioles	233
Boston Red Sox	234
Chicago White Sox	235
Cleveland Indians	236
Detroit Tigers	237
Kansas City Royals	238
Milwaukee Brewers	239
Minnesota Twins	240
New York Yankees	241
Seattle Mariners	242
Texas Rangers	243
Toronto Blue Jays	244
Colorado Rockies	245
Los Angeles Dodgers	245
San Diego Padres	245
San Francisco Giants	246
A's Batting & Pitching In The Coliseum	246

A's PLAYER DEVELOPMENT

Player Development System	248
1996 Free Agent Draft	248
Edmonton Trappers (AAA)	249
Huntsville Stars (AA)	251
Modesto A's (A)	253
Visalia Oaks (A)	255
1996 West Michigan Whitecaps Recap	255
Southern Oregon Timber Jacks (A)	256
Scottsdale A's (Rookie)	258
Minor League Players	259

SPRING TRAINING/MISC.

Spring Training Statistics	288
Spring Training Schedule	289
Spring Training Record	289
Spring Training Information	290
Radio-Television/Sportschannel	290
Radio History	291
On The Air	291
Behind The Scenes	293
Media Information	295
The A's Elephant	296

The 1997 Oakland A's Information Guide was published February 13, 1997 by Mike Selleck of the A's Public Relations Department with assistance from Robert Buan. Additional and updated information, statistics or photos are available at all times to accredited news sources from the Athletics' Public Relations Department and at the Oakland A's World Wide Web Site at <http://www.oaklandathletics.com>.

OAKLAND A's EXECUTIVE OFFICE



STEVE SCHOTT
Co-Owner/Managing Partner

A Bay Area native born in Santa Clara, and an avid sports fan, Stephen C. Schott and Ken Hofmann kept American League baseball in the Bay Area and on November 1, 1995 bought the Oakland A's. After a successful business career, Schott starts a career in sports with a franchise which has won ten division titles, six league championships, and four World Series in the last twenty five years.

His involvement with baseball dates back to his days as a pitcher at Santa Clara University. Mr. Schott graduated from SCU in 1960, and serves on the University's Board of Trustees. He was named the Distinguished Alumnus in 1989. Today, he continues to serve in an advisory capacity as a member of the Santa Clara University athletic department Bronco Bench, and on the committee of the University's annual Cable Car Classic basketball tournament.

Professionally, Mr. Schott is the President and Owner of Citation Homes. Citation, and its predecessor companies, have built over fifty thousand homes over the last four decades. Mr. Schott has been involved with development in Santa Clara, Alameda, San Mateo, and Contra Costa counties for over thirty years. He is a director of the Imperial Bank, and a member of the National Association of Home Builders.

Mr. Schott is very active in the community as a member of several groups. As a member of the Stanford-Amdahl "Read to Succeed" program, and a director of the Santa Clara County Role Model Program, Mr. Schott is very committed to making a difference in the lives of Bay Area youth. He also is a founding member of the Alexis de Tocqueville Society associated with the United Way. In the area of education, Mr. Schott is a Regent at Bellarmine College Prep and a past chairman of the St. Francis High School Foundation Board.

Mr. Schott married the former Patricia Sunseri on September 1, 1962. They have three children, Lisa, Stephen E, and Kristen. The Schotts currently reside in Los Altos Hills.

KEN HOFMANN Partner/Owner

For the first time in Oakland A's history, an Oakland native, Ken Hofmann, will own part of the team. Born and raised in Oakland, he graduated from Fremont High School, and attended St. Mary's College before graduating from the U.S. Merchant Marine Academy, Kings Point, New York. A World War II veteran, Mr. Hofmann served the Merchant Marines in various theaters, earning a rating of Master Mariner.

In 1948, Mr. Hofmann started a career in contracting and development as a plastering contractor. He moved on to home building in 1951. In 1957 he formed the Hofmann Company, and since that time has built over 30,000 homes and apartments, and over \$150 million in commercial and industrial properties. Today, the Hofmann Company also operates two athletic clubs, a youth center, and an eighteen hole golf course. He is very active in the home-building industry, as a two time President and member of the Board of Directors of the local Building Industry Association. Ken is also a member of the National Association of Home Builders.

Mr. Hofmann has also served on the Board of Trustees and as a Regent for St. Mary's College, and is a member of the alumni association of the U.S. Merchant Marine Academy, Kings Point, NY. In 1983, he was named St. Mary's alumnus of the year. During the 1980's, Mr. Hofmann helped endow a new football field and basketball gym, as well as a football scholarship at St. Mary's. In the area of the environment, Mr. Hofmann serves as a director for the National Fish and Wildlife Foundation. He has also been an active fundraiser for several local causes including the Regional Theater for the Arts in Walnut Creek and the Mount Diablo Medical Center.

Mr. Hofmann is an avid sportsman who enjoys flying, golfing, hunting, and fishing. He has been married for 37 years to the former Jean England and they have two daughters. The Hofmanns reside in Lafayette, CA.



SANDY ALDERSON
President & General Manager

After serving as the A's Executive Vice President & General Manager in 1996, Richard "Sandy" Alderson, 49, takes over as President & General Manager in 1997, a title he also held for three years from 1993-1995.

As President, Sandy is responsible for the organization's overall day-to-day operations. He will continue to be directly responsible for all aspects of the A's baseball operations including major league, minor league and scouting operations.

Before joining the A's, Alderson practiced law in San Francisco. He left private practice in October 1981 to join the A's as their General Counsel and was named Vice President, Baseball Operations in September 1983.

Alderson holds degrees from Dartmouth College (1969) and Harvard Law School (1976). He also served four years as a Marine Infantry Officer with a tour of duty in Vietnam. He currently resides in Tiburon with his wife, Linda, and two children.



BILLY BEANE
Assistant General Manager

After serving as the A's major league advance scout since 1990, Beane was named to his current position of Assistant General Manager on July 16, 1993.

One of three first round selections by the New York Mets in 1980, Billy made his major league debut with the Mets in 1984 and in addition to New York he went on to play with the Twins, Tigers and A's. His finest game in a major league uniform was with Minnesota at Yankee Stadium on April 29, 1986 when he went 5 for 5 with a walk, 4 RBI and his first major league homer. His final season in uniform was in 1989 when he contributed to the A's World Championship club as a backup infielder, outfielder and catcher. Beane retired as an active player in the spring of 1990 and was immediately named as the A's advance scout.

He is a graduate of Mt. Carmel High School in San Diego, California and also attended UC San Diego, studying Economics. Beane has one daughter, Casey, and he resides in Castro Valley.

A's EXECUTIVE OFFICE, cont.



DICK BOGARD
Special Assistant, Scouting Operations

Dick Bogard begins his third year as Special Assistant, Scouting Operations. He will be responsible for advising the General Manager on special scouting assignments.

Bogard is a 13-year veteran of the A's organization. He joined the club in 1984 as Director of Scouting and served the club in that capacity until assuming his current duties. Prior to joining the A's, Dick worked for

the Major League Baseball Scouting Bureau.

Bogard is the father of two and resides in La Palma, California.



J.P. RICCIARDI
Special Assistant

J.P. Ricciardi begins his second year as Special Assistant to the General Manager. He will be responsible for major league scouting and will also serve as a trade evaluator and advisor for the Baseball Operations department.

Ricciardi has been involved in professional baseball the past 17 years as a player, coach, and scout. He has spent the last eleven years with the A's Organization, most recently as National Cross Checker in the scouting department.

Ricciardi and his wife, Diane, reside in West Boylston, MA with their son, Dante.



BOB JOHNSON
Special Assistant

Bob Johnson begins his first season with the A's organization as a Special Assistant. He will be responsible for major league scouting and advance scouting.

Johnson has been a scout in professional baseball for 21 years, most recently as the Northeast Regional Supervisor with the Montreal Expos organization. He spent 12 years with the Expos and also scouted for nine years with the Pittsburgh Pirates organization.

Bob was a catcher and first baseman at Muhlenberg College in Pennsylvania and resides in Rockaway, New Jersey.

OAKLAND COLISEUM GROUND RULES

- Fly ball striking foul poles and/or screen attached above fence: Home Run.
- Ball sticking or going behind fence padding in right or left field, and remaining: 2 Bases.
- Ball going into bullpen bench, and rebounding on to playing field: In Play.
- Ball remaining on or under bench: 2 Bases.
- Ball hitting any portion of fence or screen in back of home plate: In Play.



BILL RIGNEY
Special Assistant

Bill Rigney joined the A's organization following the 1982 season when he was hired as a special assistant to President Roy Eisenhardt. He currently assists the A's in baseball matters.

A Bay Area product, Rigney has been involved in the game of baseball as a player, manager, scout and executive since 1938. His last minor league stop was in Oakland with the Oaks of the Pacific Coast League. "Rig" served as an infielder with New York from 1946-53. He became manager of the Giants in 1956 and followed the club west to San Francisco. He also managed the expansion Los Angeles Angels from 1961-69 and the Minnesota Twins from 1970-72. He managed the Twins to a Western Division title in 1970. Following that, he served as a scout for San Diego before returning to the Giants to manage in 1976. He retired following that season and in 1978 returned to advance and special assignment scouting with the California Angels.

Rigney has also served as an analyst on SportsChannel. His broadcast experience also includes a one-year stint on the A's radio network in 1974 and two years on the A's television network in 1983 and '84. Rigney was inducted into the Bay Area Sports Hall of Fame in 1994.

A's 1997 FRONT OFFICE DIRECTORY

EXECUTIVE

CO-OWNER/MANAGING PARTNER	Steve Schott
PARTNER/OWNER	Ken Hofmann
PRESIDENT AND GENERAL MANAGER	Sandy Alderson
STRATEGIC PLANNING ADVISOR	David Nasaw
EXECUTIVE SECRETARY	Erin Buckert

BASEBALL OPERATIONS

GENERAL MANAGER	Sandy Alderson
FIELD MANAGER	Art Howe
ASSISTANT GENERAL MANAGER	Billy Beane
SPECIAL ASSISTANT	Bill Rigney
SPECIAL ASSISTANT	J.P. Ricciardi
SPECIAL ASSISTANT	Bob Johnson
SPECIAL ASSISTANT, SCOUTING OPERATIONS	Dick Bogard
DIRECTOR OF PLAYER DEVELOPMENT	Keith Lieppman
DIRECTOR OF SCOUTING	Grady Fuson
DIRECTOR OF TEAM TRAVEL	Mickey Morabito
DIRECTOR OF BASEBALL ADMINISTRATION	Pamela Pitts
DIRECTOR OF ARIZONA BASEBALL OPERATIONS	Ted Polakowski
ASSISTANT DIRECTOR OF SCOUTING	Dave Seifert
ASSISTANT DIRECTOR OF PLAYER DEVELOPMENT	Dave Hudgens
PACIFIC RIM COORDINATOR	Eric Kubota
ADMINISTRATIVE ASSISTANT, BASEBALL OPERATIONS	Betty Shinoda
EQUIPMENT MANAGER	Steve Vucinich
TRAINER	Barry Weinberg
TRAINER	Larry Davis
CONDITIONING COACH	Bob Alejo
TEAM PHYSICIAN	Dr. Allan Pont
TEAM ORTHOPEDIST	Dr. Jerrald Goldman
CONSULTING ORTHOPEDIST	Dr. Lewis Yocum, Dr. John Frazier
ARIZONA TEAM PHYSICIAN	Dr. Robert Flores
VISITING CLUBHOUSE MANAGER	Mike Thalblum
ASSISTANT EQUIPMENT MANAGER	Brian Davis
HEAD GROUNDSKEEPER	Clay Wood
ARIZONA GROUNDSKEEPER	Grant Trenbeath
ARIZONA CLUBHOUSE MANAGER	Jesse Sotomayor

A's STAFF DIRECTORY, cont.

BROADCASTING AND COMMUNICATIONS

SENIOR DIRECTOR, BROADCASTING AND COMMUNICATIONS	Ken Pries
ASSISTANT DIRECTOR, BROADCASTING AND COMMUNICATIONS	Ann Luke
BASEBALL INFORMATION MANAGER	Mike Selleck
PUBLIC RELATIONS MANAGER	Eric Carrington
BROADCASTING AND PUBLIC RELATIONS COORDINATOR	Robert Buan
ADMINISTRATIVE ASSISTANT, PUBLIC AND COMMUNITY RELATIONS	Debbie Kenney
DIRECTOR OF STADIUM ENTERTAINMENT	Troy Smith
DIRECTOR OF MULTIMEDIA SERVICES	David Don
ADMINISTRATIVE ASSISTANT, DIAMOND VISION	David Martindale

STADIUM OPERATIONS

SENIOR DIRECTOR, STADIUM OPERATIONS	David Rinetti
STADIUM OPERATIONS MANAGER	Robert Zuniga
GAME DAY SERVICES MANAGER	Martha Hutchinson
STADIUM OPERATIONS COORDINATOR	Brett Burns
GAME DAY SERVICES COORDINATOR	Josh England

SALES & MARKETING

SENIOR DIRECTOR, SALES & MARKETING	David Alioto
DIRECTOR OF CUSTOMER, TICKET AND INFORMATION SERVICES	David Lozow
ASSISTANT DIRECTOR OF CUSTOMER, TICKET AND INFORMATION SERVICES	Mark Kahn
DIRECTOR OF PURCHASING & MERCHANDISING	Drew Bruno
DIRECTOR OF CORPORATE ADVERTISING SALES	Mark Sowinski
DIRECTOR OF PROMOTIONS & SPECIAL EVENTS	Susan Bress
DIRECTOR OF TICKET SALES	Paul Solby
DIRECTOR OF MARKETING COMMUNICATIONS	Jim Bloom
MERCHANDISING MANAGER	Dayn Floyd
RETAIL OPERATIONS & PURCHASING MANAGER	Jose Badillo
SPECIAL PROJECTS & PUBLICATIONS MANAGER	Audrey Minagawa
CREATIVE SERVICES	Bob Huime
SPRING TRAINING MARKETING & OPERATIONS MANAGER	Travis Dray
CORPORATE SERVICES MANAGER	Angela Rundles
ACCOUNT MANAGERS, CORPORATE SALES	Jonathan Bradley, Mike Davis, Thane Head, Michael Schott, Matt Severson
PROMOTIONS & SPECIAL EVENTS MANAGER	Ross Hatamiya
GROUP PROMOTIONS MANAGER	Barbara Reilly
TICKET SALES MANAGER	Dennis Murphy
AREA SALES MANAGERS	Michael Adair, Scott Edward, Andrew Fiske, Ed Leif, Danny McCormack
TELEMARKETING SUPERVISOR	Parker Newton
TICKET/CUSTOMER SERVICE MANAGER	Michael Ono
TICKET OPERATIONS MANAGER	Gary Phillips
TICKET PROJECTS MANAGER	Jennie Costa
LUXURY SUITES SALES MANAGER	Tom Van Ess
SUITE SERVICES MANAGER	Matt Fucile
ADMINISTRATIVE ASSISTANT, SALES & MARKETING	Shannon Silva
ADMINISTRATIVE ASSISTANT, TICKET SALES & OPERATIONS	Kathy Barrett
ADMINISTRATIVE ASSISTANT, PROMOTIONS & SPECIAL EVENTS	Shara Cohen
COMPUTER SYSTEMS ADMINISTRATOR	Rick Gepilano
TICKET SERVICE REPS	Jeff Caffee, Warren Chu, Dan McDaniel, Tom Lassiter, Mark Pruter
TELEMARKETERS	Gregg Bolden, Mike Fagundes, Paul Laveau, Debbie-Temple Garcia
TICKET DISTRIBUTION REPRESENTATIVE	Judy Sullivan
CORPORATE TRAVEL CONSULTANT	Colleen Mahoney

FINANCE & ADMINISTRATION

CHIEF FINANCIAL OFFICER	Goy Fuller
CONTROLLER	Paul Wong
DIRECTOR OF HUMAN RESOURCES	Eleanor Yee
ACCOUNTING MANAGER	Linda Rease
PAYROLL/ACCOUNTS RECEIVABLE MANAGER	Rick Belgarde
ACCOUNTS PAYABLE MANAGER	Helga Mahlmann
ADMINISTRATIVE ASSISTANT, FINANCE	Vivian Brewer
ACCOUNTING CLERK	Rocio Escobar
MAILROOM COORDINATORS	Julie Vasconcellos, Mimi Fernandez
RECEPTIONISTS	Carolyn Jones, Maggie Baptist

A'S BASEBALL COMPANY
7677 Oakport Street, 2nd Floor
Oakland, CA 94621
(510) 638-4900
<http://www.oaklandathletics.com>

THE ATHLETICS FRANCHISE

The 1997 season marks the Athletics 30th season in Oakland and the second under new owners Stephen C. Schott and Ken Hofmann. The two land developers/home-builders purchased the franchise from the Haas family and assumed control of the club on November 1, 1995. They share a sense of commitment to the Bay Area and together they will strive to maintain the tradition of A's baseball both on and off the field.

Since the 1968 season, the franchise has now won 10 American League West division crowns, six American League pennants and four world championship. Oakland was the first team to win three consecutive American League titles since the 1976-78 New York Yankees.

The Athletics history has been spiced with color and dotted with championships. From their beginnings under Connie Mack in 1901 to Art Howe's current version, the Athletics have won a record 10 division titles, 15 American League pennants and nine World Championships. Only the New York Yankees organization can claim more World Championships.

Mack managed the A's for an incredible 50 seasons (1901-50). During his tenure he compiled the managerial record for most wins (3766). However in the process he also logged his name in books for most losses (4025). Under his reign in the dugout, the franchise won nine American League Championships and five World Championships during the Philadelphia era.

In 1951, Mack finally gave way to a new skipper, Jimmie Dykes. One of Mack's most valuable players, Dykes took over a struggling team and was unsuccessful in reversing their fortunes. After three seasons with Dykes at the reigns the team was sold to Arnold Johnson in 1954 and the franchise moved to Kansas City for the 1955 season.

In 13 seasons playing in Kansas City, the club never managed to play .500 baseball. The highest they would finish in the standings was sixth-place while compiling a 829-1222 record under ten managers. In 1968, Charlie Finley, who had entered the scene in 1960, moved the franchise to Oakland.

In 1969 the Oakland A's won 88 games, the most victories for an A's club since 1932 and it would be the fewest wins for the team over the next six years. The A's became one of the most dominant teams of the 1970's. Reggie Jackson, Joe Rudi, Rollie Fingers and Bert Campaneris formed the backbone of the clubs which won three consecutive World Championships from 1972-74. The franchise again fell on hard times in the late 70's, but was brought back to life again under the control of Walter A. Haas Jr. The Haas family owned the club from 1980-95 and the A's won three consecutive American League pennants from 1988-90, including the 1989 World Championship.

Continuing a historical trend, the Athletics franchise has again fallen on hard times following a string of championships. Bringing the franchise back to championship levels is the goal of the A's organization.

OAKLAND COLISEUM FACTS AND FIGURES

Playing Field Dimensions:

Left Field Line	330	Right Field Line	330
Straight Away Left Field	367	Straight Away Right Field	367
Left Center	362	Right Center	362
Left Center Power Alley	388	Right Center Power Alley	388
Straight Away Center Field	400		

Height of Wall: 8 feet down the lines and to center and 15 feet in the alleys.

Capacity: 45,177

INDEX TO FILLERS

At A Glance	284
Batting Average, Highest in one month	118
Birthday Calendar, 1996 A's	16
Coliseum Facts and Figures	7
Coliseum Ground Rules	4
Designated Hitter Statistics, Career	26
Did You Know	
Combined No-Hitters	185
Consecutive Games Played	33
Consecutive Hits	48
Deficit Overcome to Win, Largest	173
First Round Draft Picks	112
Four-pitcher no-hitters	185
Hitting for the Cycle	257
Homer from Both Sides of the Plate	114
Homer in First At Bat	71
Last Hit By An A's Pitcher	84
League Championship Series Appearances	258
Oldest First Round Draft Pick	137
Retired Numbers	106
Rookies of the Year	37
World Championships	251
Disabled List, 1996	14
Expansion Draft Selections	93
Figuring Baseball Statistics	246
Firsts, Oakland A's	129
Games Played Leaders by Position, All-Time A's	219
Home Runs in a Month, Most	162
Inherited Runners/Scored	82
Inside the Park Home Runs at the Coliseum	56
Last Achieved, An Oakland Athletic	294
Managers, Oakland A's	10
Milestone Home Runs	76
Multiple Hit Games	61
Multiple RBI Games	98
Pinch Hitting Statistics, Career	117
Pitchers Hitting, Career	140
Player's Who Have Pitched	31
Pre-Game Batting and Fielding Schedule	24
Rainouts and Shortened Games at the Coliseum	51
Rookie Batting Records	222
Rookie Pitching Records	64
Rookie Rule	87
Save Rule	54
Scoreless Streaks, Longest	142
Triple Plays	278
Twenty Game Winners	8
Winning Streaks	286


OAKLAND 20-GAME WINNERS

Pitcher	Year	Record	Pct.	ERA	IP
Vida Blue	1971	24-8	.750	1.82*	312
Jim Hunter	1971	21-11	.656	2.96	274
Jim Hunter	1972	21-4	.750*	2.04	295
Vida Blue	1973	20-9	.690	3.20	263.2
Ken Holtzman	1973	21-13	.618	2.97	297.1
Jim Hunter	1973	21-5	.808*	3.34	256
Jim Hunter	1974	25-12*	.676	2.49*	318
Vida Blue	1975	22-11	.667	3.01	270
Mike Norris	1980	22-9	.710	2.63	284
Dave Stewart	1987	20-13**	.606	3.68	261.1
Dave Stewart	1988	21-12	.636	3.23	275.2**
Dave Stewart	1989	21-9	.700	3.32	257.2
Bob Welch	1990	27-6*	.818*	2.95	238.0
Dave Stewart	1990	22-11	.667	2.56	267.0*

* Led league

** Tied for league lead

1997 OAKLAND ATHLETICS



MANAGER AND COACHES

18

ART HOWE

MGR



Arthur Henry Howe, Jr.

1997 Opening Day Age: 50

Born: Pittsburgh, Pennsylvania, December 15, 1946

Height: 6-1 **Weight:** 200

Named as A's manager November 16, 1995

Contract Status: Second year of a three-year contract through 1998.

Art Howe returned to the managerial ranks in 1996 and guided a young, inexperienced A's team to a 78-84 record in his first season as Oakland manager.

After managing the Houston Astros to a 392-418

record over five seasons, Howe's major league managerial record now stands at 470-502.

Howe comes to the A's from the Colorado Rockies where he was the first base coach and hitting coach. His coaching career began immediately following the conclusion of his playing career. Art worked in a variety of roles with the Texas Rangers from 1985-88, including both first and third base coach and hitting instructor. He managed the Houston Astros from 1989-93 and was the major league advance scout for the Los Angeles Dodgers in 1994.

Howe guided the Astros to 392 wins in his five years as manager, a total which ranks second only in franchise history to Bill Virdon's 544 in eight seasons. In his first season as manager, Houston finished third with an 86-76 record and Howe finished fourth in the BBWAA National League Manager of the Year voting. It was one of two third place finishes, with the other coming in his final season in 1993 (85-77).

The Astros began a rebuilding process in 1990 which saw Houston field the youngest team in the majors in 1991. In that season, Howe was named as a coach on Lou Piniella's staff for the All-Star Game in Toronto. By 1992, he had Houston back to the .500 level at 81-81. During his tenure in Houston, Howe oversaw the development of young players such as 1991 National League Rookie of the Year Jeff Bagwell, Craig Biggio, Ken Caminiti, Pete Harnisch and Darryl Kile.

OAKLAND A's MANAGERS

MANAGER	YEARS	W-L	PCT.	NOTES
Bob Kennedy	1968	82-80	.506	
Hank Bauer	1969	80-69	.537	
John McNamara	1969-70	97-78	.554	
Dick Williams	1971-73	288-190	.603	3 American League West Titles, 2 American League Pennants, 2 World Championships
Alvin Dark	1974-75	188-136	.580	2 American League West Titles, 1 American League Pennant, 1 World Championship
Chuck Tanner	1976	87-74	.540	
Jack McKeon	1977,78	71-105	.403	Started 1977 season, finished 1978
Bobby Winkles	1977-78	61-86	.415	Finished 1977 season, started 1978
Jim Marshall	1979	54-108	.333	
Billy Martin	1980-82	215-218	.497	1 American League West Title
Steve Boros	1983-84	94-112	.456	
Jackie Moore	1984-86	163-190	.462	
Jeff Newman	1986	2-8	.200	Interim Manager
Tony La Russa	1986-1995	798-673	.542	4 American League West Titles, 3 American League Pennants, 1 World Championship
Art Howe	1996-	78-84	.482	

Howe's professional baseball career began in 1971 with Salem of the Carolina League and he made his major league debut in 1974 with the Pirates. A lifetime .260 hitter in 10 big league seasons, the former infielder played in 891 games with Pittsburgh, Houston and St. Louis. He spent parts of the 1974 and 1975 seasons with the Pirates before he was traded to Houston to complete a deal for Tommy Helms following the 1975 season. Howe played for Houston from 1976-83 and had his best season as an Astro in 1981 when he led the team with a .296 average. During that season he set a Houston record that still stands with a 23-game hitting streak. He was also a member of Houston's first ever division winner in 1980, collecting a homer, 2 singles and 4 RBI in the one-game playoff at Dodger Stadium to win the title. Surgery on his left ankle and right elbow forced him to miss the entire 1983 season and he finished his playing career in St. Louis from 1984-85. Following his release by St. Louis on April 22, 1985, he joined the Texas Rangers coaching staff on May 21.

Howe's managerial experience began during his playing days in the Puerto Rican winter league. He managed at Bayamon in 1979, 1980 and 1982, earning Manager of the Year honors during the 1980 season. Following the conclusion of his playing career, he guided the Ponce club in 1985 and returned to winter ball in 1994, leading the expansion Azucareros del Este team from the Dominican Republic to the Caribbean World Series.

He was a football and baseball star at Shaler (PA) High School and attended the University of Wyoming in Laramie. While picking up his degree in Business Administration, he played for four years on the Cowboys' baseball team and had a season as a quarterback for the football team until a back injury put a halt to his gridiron career. Upon his graduation from Wyoming, Howe was employed as a computer programmer for the Westinghouse Corporation when a friend convinced him to attend a Pirates tryout camp. He eventually signed a free agent contract with the club in August, 1970, at the age of 23.

Howe and his wife, Betty, have three children, Stephanie, Gretchen and Matthew. They reside in Houston, Texas during the off season. He has been active in the community, hosting the Art Howe Pro-Celebrity Golf Tournament to benefit the Epilepsy Association of Houston/Gulf Coast.

MAJOR LEAGUE RECORD

	AVG.	G	AB	R	H	2B	3B	HR	RBI
M.L. TOTALS	.260	891	2626	268	682	139	23	42	293

MANAGERIAL RECORD

YEAR	CLUB	LEAGUE	CLASS	W-L	POS
1989	HOUSTON	National	Major	86-76	3/West
1990	HOUSTON	National	Major	75-87	14/West
1991	HOUSTON	National	Major	65-97	6/West
1992	HOUSTON	National	Major	81-81	4/West
1993	HOUSTON	National	Major	85-77	3/West
1996	OAKLAND	American	Major	78-84	3/West
M.L. Totals				470-502	

46

BOB ALEJO

COACH



Robert Kevin Alejo

1997 Opening Day Age: 39

Born: Sacramento, California, November 19, 1957

Height: 5-10 Weight: 185

Named as A's strength and conditioning coach, February 10, 1993; named bullpen coach, September 30, 1996.

After serving as the A's strength and conditioning coach for four seasons, Bob Alejo adds the responsibilities of A's Bullpen Coach in 1997, his fifth season in the A's organization.

COACHES, cont.

As strength and conditioning coach, Alejo is responsible for all aspects of the players year-round conditioning program, including fitness testing, pre-game preparation, and diet.

In addition to his duties with the A's, Alejo also serves on the Sports Medicine and Performance Commission of USA Volleyball and is a consultant for Champion Nutrition. He also reviews articles for the National Strength and Conditioning Association and is a member of the Editorial Board for *Performance Conditioning for Soccer* and *Performance Conditioning for Volleyball* magazines. Alejo also continues to work with elite professional athletes in other sports.

Bob graduated from Chico State in 1981 with a degree in Physical Education and Biological Sciences. He was the strength and conditioning coach for Chico State's football team and later moved to UCLA. With the Bruins, he was an assistant conditioning coach for all sports except football and later added the responsibilities of head conditioning coach for the basketball squad. He also worked with several track athletes, such as Jackie Joyner and Gail Devers, prior to the 1992 Olympics. Alejo has also served as the conditioning coach of the U.S. World Cup Soccer team.

Bob, his wife, Elaine, and their daughter, Briana, make their home in Danville, California.

3

BOB CLUCK

COACH



Robert A. Cluck

1997 Opening Day Age: 51

Born: San Diego, California, January 10, 1946

Height: 6-2 **Weight:** 195

Named as A's pitching coach, December 6, 1995

Bob Cluck returns as the A's pitching coach for the second consecutive season. It is his second stint as a major league coach as he was Art Howe's pitching coach in Houston from 1990-93, the final four years of Howe's five-year stint as Astros manager.

Cluck's coaching career began as his playing career was coming to an end in the Astros minor league system. He was a player-coach at Oklahoma City in 1972 and Denver in 1973 before starting the 1974 season as a player. After appearing in two games at Denver and 22 at Cedar Rapids, he finished the year coaching at Columbus. The former pitcher was named manager at Dubuque of the Midwest League where he compiled a 58-67 record in 1975 and 59-71 in 1976. He concluded his first tour of duty with the Houston organization filling a variety of roles including Assistant Field Coordinator in 1977, Minor League Field Coordinator in 1978 at Coordinator of Minor League Instruction from 1979-81.

Following the 1981 season, Bob moved on to the San Diego Padres organization as Director of Minor League Development. After two seasons in that capacity, he was named manager of the Padres Triple-A affiliate in Las Vegas in 1984. In his first season he guided the Stars to a 71-65 record and a playoff berth and followed that up with a 65-79 mark in 1985. He was a minor league instructor in 1986 and '87 before returning to the Astros organization.

Upon his return to Houston, Cluck filled a variety of roles including coordinator of minor league pitching instruction, national scouting cross checker and special assignment coach before joining Howe on the major league staff. Following his stint as pitching coach, Cluck joined the A's organization in 1994 as the minor league roving pitching instructor, a role he fulfilled for two seasons.

Cluck's playing career spanned eight years in the minor leagues with Pittsburgh and Houston. He pitched five seasons in the Pirates farm system from 1967-71 and had his best season in 1969, compiling a 10-4 record and a 2.25 ERA at Salem of the Carolina League. The San Diego native spent his final three seasons (1972-74) as a player in the Astros farm system.

Prior to turning pro, Cluck attended San Diego City College (1964-65) and San Diego State (1977). He and his wife, Teri, have two daughters, Jennifer and Amber. They make their off season home in La Mesa, California.

MINOR LEAGUE RECORD

	W-L	ERA	G	IP	H	R	ER	BB	SO
TOTALS	32-22	3.07	206	505.0	453	224	172	236	370

9

DUFFY DYER

COACH



Don Robert Dyer

1997 Opening Day Age: 51

Born: Dayton, Ohio, August 15, 1945

Height: 6-0 Weight: 200

Named as A's third base coach, December 6, 1995; named bench coach, September 30, 1996.

Duffy Dyer is in his second season as coach with Oakland, his first as the A's bench coach. He was the A's third base coach in 1996 after spending seven years as third base coach for Milwaukee. He was originally named to the Brewers coaching staff by Tom

Trebelhorn following the 1988 season and was the only holdover when Phil Garner took over as manager prior to the 1992 season.

Dyer's coaching career began in 1983 as Bullpen Coach with the Chicago Cubs and his minor league managerial career began the following season with Kenosha, Minnesota's affiliate in the Midwest League. In 1985, he guided the Twins to a 79-60 record and the league championship, earning Midwest League Manager of the Year honors. The former catcher then moved on to the Milwaukee organization where he won his second consecutive Manager of the Year award after his El Paso club won the Southern League (AA) Championship. After another season with the Diablos, Dyer took over the helm of Milwaukee's Triple-A affiliate in Denver in 1988 and compiled a 72-69 record.

He played 14 seasons in the major leagues and posted a .221 batting average with four different teams. Originally selected in the first round of secondary phase of the June, 1966 draft, Dyer made his debut with the Mets in 1968 and appeared in one World Series game for the World Champion New York club in 1969. He had his finest season as a major leaguer with the Mets in 1972 as he led National League catchers in double plays (12) and set personal season highs in games (94), at bats (325), runs (33), hits (75), doubles (17), triples (3), homers (8) and RBI (36). After seven seasons with the Mets, he was traded to Pittsburgh on October 21, 1974 for Gene Clines and hit .227 in four seasons with the Pirates. Duffy appeared in the 1975 NLCS with the Pirates and caught John Candelaria's no-hitter in 1976. He signed with the Expos as a free agent in 1979 and concluded his playing career with Detroit from 1980-81.

Dyer graduated from Cortez HS in 1963, earning All-State honors in baseball and football (second team). He attended Arizona State University where he played in the 1965 College World Series and earned All-Western Athletic Conference and All-American honors behind the plate in 1966. In between his playing career and coaching career, he worked in the real estate business in Phoenix. He and his wife, Lynn, have four children: Cami, Megan, Brian and Kevin, and they reside in Phoenix during the off season.

COACHES, cont.

MAJOR LEAGUE RECORD

	AVG.	G	AB	R	H	2B	3B	HR	RBI
M.L. TOTALS	.221	722	1993	151	441	74	11	30	173

35

BRAD FISCHER

COACH



Bradley James Fischer

1997 Opening Day Age: 40

Born: Toledo, Ohio, June 28, 1956

Height: 6-3 Weight: 198

Named as A's bullpen coach, December 6, 1995; named first base coach, September 30, 1996.

Brad Fischer is entering his 19th season in the A's organization, his second at the major league level. He had been a minor league player, minor league manager, minor league instructor and Assistant Director of Player Development before Art Howe

named him as his bullpen coach. In 1997 he takes over as the A's first base coach.

Fischer's playing career lasted just one season (1978) at Bend, the A's rookie league club, although he did appear in emergency situations at Madison in 1983 and '84. He was out of baseball in 1979 but returned to the Oakland organization in 1980 as manager of Medford.

In his second season as manager, the A's won the Northwest League championship with a 42-28 record as Fischer earned Manager of the Year honors. After a promotion to Madison he guided the Muskies to a league championship in 1982 and a playoff appearance in 1984. Fischer managed at Huntsville from 1985-87 and reached the playoff all three years, including his second league championship in 1985. The former catcher took over the helm of the A's Triple-A affiliate at Tacoma from 1988-90 and in his final season with the Tigers he reached the post season for the seventh time. Fischer finished his 11-year minor league managerial career with a 743-670 record.

Following his stint as a manager, Fischer was a minor league instructor for the A's from 1991-93. He then spent two seasons working with Keith Lieppman as the Assistant Director of Player Development.

Fischer attended Western Michigan University in Kalamazoo and earned a B.S. degree in Industrial Education. He hit .352 with 34 RBI in 40 games as a senior and signed with the A's as a non-drafted free agent. Fischer and his wife, Mary, have four children, Danny (15), Kelly (12), Katie (7) and Ryan (3), and reside in McFarland, Wisconsin during the off season.

MINOR LEAGUE RECORD

	AVG.	G	AB	R	H	2B	3B	HR	RBI
TOTALS	.267	58	180	26	48	8	2	3	27

A's ON THE DISABLED LIST IN 1996

PLAYER	INJURY	DATE	GAMES MISSED	A'S RECORD
Scott Brosius	fractured ulna, right forearm	May 5-June 25	47	21-26
Jim Corsi	pulled groin	April 28-May 19	17	8-9
Brent Gates	fractured left tibia	June 16-end of season	95	49-46
Damon Mashore	dislocated left shoulder	August 13-September 30	42	18-24
Mark McGwire	torn plantar fascia, right foot	March 22-April 23	18	8-10
Pedro Muñoz	left lateral knee strain	June 2-end of season	109	54-55
Ariel Prieto	strained right elbow	May 19-July 28	65	34-31
Bill Taylor	pulled right groin	August 16-September 13	25	11-14
Don Wengert	right shoulder impingement	July 28-August 8	14	4-10

**Dennis Martin Walling****1997 Opening Day Age:** 42**Born:** Neptune, New Jersey, April 17, 1954**Height:** 6-1 **Weight:** 185

Named as A's hitting coach, December 6, 1995

Denny Walling was a teammate of Art Howe's from 1977-83, a player for Howe in 1992, and is now in his second season as his hitting coach.

Walling's playing career ended in 1992 and after a year off he joined the Chicago Cubs organization as a coach for the Gulf Coast League Cubs. In 1995 he served as the minor league hitting instructor for Baltimore, covering the Orioles Rochester (AAA), Bowie (AA) and Frederick (A) affiliates.

Walling spent 18 years in the major leagues, including his first two playing for the A's in 1975 and '76. He was the A's first round pick in the secondary phase of the June draft out of Clemson University and went straight to the major leagues, collecting a hit in eight at bats in six games. Walling played three more games for Oakland in 1976 before being dealt to Houston on June 15, 1977 for Willie Crawford.

For the next 11½ seasons, Walling played for the Astros, batting .280 or better in six of those seasons. Originally drafted as an outfielder, he began playing third base in 1983, a position he had never played before. Walling put together his finest season in 1986, batting .312 with 13 HR and 58 RBI. He appeared in two NLCS with Houston in 1980 and '85 and delivered the game winning hit in the 11th inning of game two of the 1980 Divisional Series.

Walling was traded to the Cardinals on August 31, 1988 and played 2½ seasons with St. Louis, primarily as a pinch hitter. One of the baseball's all-time greats off the bench, Walling currently ranks tied for eighth on the all-time pinch hit list with 108. He concluded his playing career with 24 games with Texas in 1991 and three games with Houston in 1992.

A graduate of Howell High School in New Jersey, Walling earned three letters in basketball and football and four in baseball. Following high school he attended Brookdale Community College in New Jersey and Clemson University. He and his wife, Teresa, have four children: Heather, Kyle, Kurt and Kara. They reside in Waynesboro, Virginia during the off season.

MAJOR LEAGUE RECORD

	AVG.	G	AB	R	H	2B	3B	HR	RBI
TOTALS	.271	1271	2945	372	799	142	300	49	380

**Ronald Washington****1997 Opening Day Age:** 44**Born:** New Orleans, Louisiana, April 29, 1952**Height:** 5-11 **Weight:** 170

Named as A's first base coach, December 6, 1995; names third base coach, September 30, 1996.

Another former player for Art Howe, Ron Washington is in his second season as A's coach. After serving as the A's first base coach in 1996, Ron moves over to third base in 1997. He comes to the A's after

five years in the New York Mets organization.

COACHES, cont.

Washington's coaching career began in 1991 at Tidewater, the Mets Triple-A affiliate in the International League. He spent two seasons there before taking over as manager of New York's Single-A Columbia Bombers of the South Atlantic League. In 1993 he guided the Bombers to a 64-77 record and Columbia finished 59-76 in 1994. Last year, he returned as a coach for the Mets Triple-A affiliate, now at Norfolk.

The former infielder spent all or parts of 10 seasons in the major leagues with Los Angeles, Minnesota, Baltimore, Cleveland and Houston. He made his debut with the Dodgers in 1977 and, despite hitting .368 in 10 games, did not return to the majors until 1981 with Minnesota. The New Orleans native hit .271 with a career high 5 HR and 39 RBI in his first full season in the majors in 1982 and he batted a career high .294 for the Twins in 1984. Washington was released by the Twins prior to the 1987 season and played 26 games for Baltimore that year. He played 69 games with Cleveland in 1988 and seven games for Howe's Astros in 1989. Washington finished his professional playing career with the Texas Rangers Oklahoma City (AAA) farm team in 1990.

He graduated from John McDonogh High School in 1970 and attended Manatee Junior College. He was signed as a free agent by Kansas City out of the Royals Baseball Academy. Washington and his wife, Geraldine, live in New Orleans, Louisiana.

MAJOR LEAGUE RECORD

	AVG.	G	AB	R	H	2B	3B	HR	RBI
TOTALS	.261	564	1586	190	414	65	22	20	146

A's 1997 BIRTHDAY CALENDAR

JANUARY

8th Jason Giambi 26
10th Bob Cluck 51

FEBRUARY

10th Dane Johnson 34
27th Matt Stairs 29

MARCH

5th Brian Leshar 24
14th Brent Gates 27
15th Wilmer Montoya 23
18th Geronimo Berroa 32
20th Jason McDonald 25
24th Steve Karsay 25

APRIL

17th Denny Walling 43
18th Bret Wagner 24
22nd George Williams 28
27th Frank Catalanotto 23
29th Ron Washington 45

MAY

1st Bobby Chouinard 25
12th Rafael Bournigal 31
14th Brad Rigby 24

JUNE

3rd Izzy Molina 26
28th Brad Fischer 41

JULY

2nd Jose Canseco 33
8th Ernie Young 28
10th Buddy Groom 32
26th Mike Mohler 29

AUGUST

15th Duffy Dyer 52
15th Scott Brosius 31
28th Jay Witasick 25
30th Jose Herrera 25

SEPTEMBER

16th Mark Acre 29
21st Scott Spiezio 25

OCTOBER

1st Mark McGwire 34
8th Willie Adams 25
15th Matt Dunbar 29
16th Bill Taylor 36
22nd Ariel Prieto 28
31st Steve Cox 23

NOVEMBER

6th Don Wengert 28
11th Dave Telgheder 31
19th Bob Alejo 39
23rd Aaron Small 26
29th Allen Battle 29

DECEMBER

7th Carl Dale 25
9th Tony Batista 24
15th Art Howe 51
19th Doug Johns 30
25th Steve Montgomery 27

**Mark Robert Acre****1997 Opening Day Age:** 28**Born:** Concord, California, September 16, 1968**Bats:** Right **Throws:** Right**Height:** 6-8 **Weight:** 246**Major League Service:** 2 years, 40 days**Obtained:** Signed as a non-drafted free agent, August 5, 1991.**Contract Status:** First year of a one-year contract through 1997.

1996 HIGHLIGHTS — Made two separate appearances with the A's in 1996...began the season at Edmonton but was brought up to Oakland on April 28...appeared in six games in middle relief...posted a 6.94 ERA, allowing four runs twice (May 14 vs. Baltimore and May 18 at Boston)...was sent back to Edmonton on May 22 and finished second on the Edmonton staff with eight saves...posted a 2.09 ERA in 39 relief appearances with the Trappers and was 6-2...was brought back to Oakland on August 17 and recorded his first career save that afternoon vs. Baltimore...finished the season with the A's, making 16 relief appearances in his second stint...used in short relief, pitching more than one inning just once over his final 16 outings...picked up another save on August 25 at New York but was also tagged with three losses and a blown save over his final 14 outings...posted a 5.40 ERA in his second stay with the A's and finished the season with a career high 6.12 ERA...opponents hit .339 off Mark, including .409 with runners in scoring position and two outs.

CAREER: 1991—signed by the A's in August and pitched the final month of the season at Scottsdale in the Arizona League...went 2-0 in 6 relief appearances. **1992**—pitched the full season at Reno of the California (A) League...used mostly in relief but did make 8 starts in his 35 appearances...recorded the first 2 saves of his professional career. **1993**—combined at both Madison (A) and Huntsville (AA) to record his finest pro season...led the A's farm system and finished 8th in minor league baseball with 30 saves...at Madison had 20 saves in 28 appearances and did not allow a run until his 26th appearance on July 1st...finished up his Madison stint allowing just 1 run in 31.1 innings for a 0.29 ERA to go along with 41 strikeouts and just 13 walks...had a streak of 11 saves in 11 consecutive appearances May 25-June 23rd...in the stretch allowed just 4 hits and no runs over 12.2 innings...Midwest League hitters combined to hit just .089 (9 for 101) vs. Acre...despite leaving for Huntsville on July 9th led the Muskies staff with his 20 saves...at Huntsville wound up second on the club with 10 saves in 19 appearances...in 22.1 innings walked just 3 and struckout 21...for the season combined at both stops to save 30 of the 47 games he appeared in and allowed just 7 earned runs in 53.2 innings for a 1.17 combined ERA...struckout 62 and walked just 16 in his 53.2 innings. **1994**—made his major league debut in Kansas City May 13 and worked a scoreless inning...recorded his first major league win May 30th at Toronto...picked up three of his five wins over five appearances June 15th-25th...held the league hitters to a .202 average and that broke down to .260 by all lefthanded hitters and .159 by righthanders...league was also just 1 for 11 vs. Mark with two outs and runners in scoring position...allowed just one HR in first 24 games (23.2 IP), but was reached for three over his last 10.2 innings...first hitters faced were 4 for 26 (.154) vs. Acre with seven walks and a sacrifice hit...allowed 5 of 15 inherited runners to score and actually had better numbers on the road (3-0 with a 2.30 ERA) than at the Coliseum (2-1, 4.34)...finished out the year at Tacoma after he was optioned down following the work stoppage...for the season at Tacoma, Mark was 1-1 with a 1.88 ERA and 6 saves in 20 games...also struckout 31 in his 28.2 innings at Tacoma. **1995**—first full major league season and finished third on the club with 43 relief appearances...longest outing of the year was 2.1 innings on June 23 at Texas and the league hit .256

ACRE, cont.

off Acre...he held left-handed hitters to a .247 mark while right-handers hit 17 points higher at .264...lowered the league average to .239 with runners in scoring position...ERA was over 7.00 at the start of June but lowered it nearly three runs by allowing just two earned runs over his first 13.0 innings of June...then was charged with four runs in 1.1 innings June 29 at Seattle and his ERA went over 5.00 where it stayed the remainder of the year...was placed on the disabled list August 10 with a strained left hamstring and did not return to action until September 2.

PERSONAL/MISCELLANEOUS: Graduated from Corning Union High School (Northern California) in 1986...help lead Corning to the California AAA basketball state championship in 1986...averaged 21.1 points and 13 rebounds per contest in high school...in high school baseball tossed two no-hitters and finished with a 16-2 career record...threw a no-hitter in the state championship game...attended College of the Siskiyous (Weed, California) and New Mexico State...at College of the Siskiyous averaged 25.1 points and 9.6 rebounds per game...ended his Junior College career in second place on the Screamin' Eagles all-time scoring list and earned all-state honors...after transferring to New Mexico State played both basketball and baseball...was scouted and signed as a non-drafted free agent by Craig Wallenbrock...resides in Scottsdale, Arizona during the off season.

LIFETIME PITCHING RECORD

Year	Club	W	L	ERA	G	GS	CG	SHO	SV	IP	H	R	ER	BB	SO
1991	Scottsdale	2	0	2.70	6	0	0	0	0	10.0	10	3	3	6	6
1992	Reno	4	4	4.56	35	8	0	0	2	77.0	67	56	39	50	65
1993	Madison	0	0	0.29	28	0	0	0	20	31.1	9	1	1	13	41
	Huntsville	1	1	2.42	19	0	0	0	10	22.1	22	10	6	3	21
1994	Tacoma	1	1	1.88	20	0	0	0	6	28.2	24	7	6	11	31
	OAKLAND	5	1	3.41	34	0	0	0	0	34.1	24	13	13	23	21
1995	OAKLAND	1	2	5.71	43	0	0	0	0	52.0	52	35	33	28	47
1996	Edmonton	6	2	2.09	39	0	0	0	8	43.0	33	11	10	16	50
	OAKLAND	1	3	6.12	22	0	0	0	2	25.0	38	17	17	9	18
M.L. Totals		7	6	5.09	99	0	0	0	2	111.1	114	65	63	60	86

CAREER TRANSACTIONS: 1991 — Signed as a non-drafted free agent by the Oakland Athletics organization, August 5. 1995 — On disabled list, August 10 to September 1.

PITCHING BREAKDOWN

1996	ERA	W	L	SV	G	IP	H	ER	CAREER vs. TEAM	ERA	W	L	SV	G	IP	H	ER
0.00	0	0	0	1	2.0	1	0	0	ANAHEIM	4.35	0	0	0	8	10.1	9	5
14.73	0	1	1	3	3.2	4	6	6	BALTIMORE	7.36	0	1	1	10	11.0	9	9
10.13	0	1	0	4	5.1	11	6	6	BOSTON	5.91	0	2	0	8	10.2	13	7
—	0	0	0	0	0.0	0	0	0	CHICAGO	3.00	1	1	0	8	9.0	4	3
3.00	0	0	0	2	3.0	4	1	1	CLEVELAND	5.14	0	0	0	6	7.0	12	4
—	0	0	0	0	0.0	0	0	0	DETROIT	9.53	1	0	0	7	5.2	4	6
4.50	0	0	0	2	2.0	2	1	1	KANSAS CITY	1.08	0	0	0	8	8.1	4	1
—	0	0	0	0	0.0	0	0	0	MILWAUKEE	7.36	0	0	0	6	7.1	10	6
4.50	0	0	0	2	2.0	2	1	1	MINNESOTA	2.84	1	0	0	6	6.1	5	2
0.00	1	0	1	4	3.2	5	0	0	NEW YORK	2.61	1	0	1	9	10.1	10	3
6.75	0	1	0	3	2.2	6	2	2	SEATTLE	9.64	0	2	0	9	9.1	17	10
0.00	0	0	0	1	0.2	3	0	0	TEXAS	3.24	2	0	0	8	8.1	10	3
—	0	0	0	0	0.0	0	0	0	TORONTO	4.70	1	0	0	6	7.2	7	4
6.94	0	0	0	6	11.2	16	9	9	BEFORE ASB	5.15	5	2	0	52	64.2	59	37
5.40	1	3	2	16	13.1	22	8	8	AFTER ASB	5.01	2	4	2	47	46.2	55	26
5.93	1	1	1	11	13.2	19	9	9	HOME	5.36	3	2	1	45	50.1	51	30
6.35	0	2	1	11	11.1	19	8	8	AWAY	4.87	4	4	1	54	61.0	63	33
7.20	0	1	2	8	10.0	17	8	8	DAY	5.98	1	3	2	38	43.2	48	29
5.40	1	2	0	14	15.0	21	9	9	NIGHT	4.52	6	3	0	61	67.2	66	34
0.00	0	0	0	1	2.0	1	0	0	APRIL	1.50	0	0	0	4	6.0	5	1
8.38	0	0	0	5	9.2	15	9	9	MAY	6.49	2	1	0	21	26.1	29	19
—	0	0	0	0	0.0	0	0	0	JUNE	4.24	3	1	0	19	23.1	15	11
—	0	0	0	0	0.0	0	0	0	JULY	5.40	0	1	0	23	26.2	23	16
5.79	0	2	2	6	4.2	4	3	3	AUGUST	4.05	1	2	2	14	13.1	14	6
5.19	1	1	0	10	8.2	18	5	5	SEPT/OCT	5.74	1	1	0	18	15.2	28	10

MAJOR LEAGUE FIELDING STATS

PITCHER

YEAR	PCT.	G	PO	A	E	TC	DP
1994	.750	34	0	3	1	4	0
1995	1.000	43	3	3	0	6	0
1996	1.000	22	1	2	0	3	0
Totals	.923	99	4	8	1	13	0

ACRE'S BESTS

SEASON

W: 5 (1994)

SV: 2 (1996)

CG: —

ERA: 3.41 (1994)

G: 43 (1995)

IP: 52.0 (1995)

SO: 47 (1995)

LONGEST WINNING STREAK: 4, 5/30-6/25, 1994

LONGEST LOSING STREAK: 4, 5/17/95-8/26/96

GAME

LOW HIT CG: none

IP: 3.0, 5/22/94 vs. Chicago

SO: 4, 7/30/95 at Toronto

40

WILLIE ADAMS

RHP



William Edward Adams

1997 Opening Day Age: 24

Born: Gallup, New Mexico, October 8, 1972

Bats: Right Throws: Right

Height: 6-7 Weight: 211

Major League Service: 72 days

Obtained: Selected as a compensation pick (for the signing of Dave Stewart by Toronto) following the 1st round (36th pick overall) of the June, 1993 free agent draft.

Contract Status: First year of a one-year contract through 1997.

1996 HIGHLIGHTS—Made his major league debut in 1996 with two separate appearances in Oakland...brought up for the first time on June 11 to make a start at Cleveland that night...became the 22nd pitcher in Oakland history to start in his major league debut and ended up with a no decision in a 6-5, 13 inning loss...allowed a pair of two-run homers to Baerga and Murray in the first inning but then settled down to retire 16 of the final 19 hitters he faced...was relieved after six innings with a 5-4 lead, but the Indians scored once in the ninth to tie the game...was sent back to Edmonton the next day...tied with Chouinard for the Edmonton team lead with 10 wins and was brought back to Oakland on July 22 and placed into the starting rotation...did not miss a turn until he was shutdown the final week of the season with tenderness in his right shoulder...pitched at least six innings in each start except for his final two...struckout an A's season high 11 in his first start on July 26 at Toronto...also fanned 10 Brewers on August 5 as he had the A's only two 10 strikeout performances of the season...picked up his first major league win on August 10 vs. Cleveland, allowing just one run in six innings in a 5-1 A's win...was part of the A's club record tying three consecutive shutouts, blanking the Red Sox on August 31 on five hits in his first career complete game...followed that up by allowing just one run in seven innings vs. Kansas City to string together consecutive wins for the first time in his career...had a scoreless streak of 16.2 innings (8/25-9/6)...had his best success in the Coliseum as he was 3-2 with a 2.90 ERA and a .226 opponents batting average compared to 0-2 with a 5.25 ERA and .291 opponents batting average on the road...held the opposition to a .257 (76 for 296) mark overall which was the best mark among A's starters...opponents average dropped to .206 (14 for 68) with RISP...had the best strikeout to walk ratio on the A's, fanning 68 and issuing just 23 free passes, a ratio of nearly 3 to 1...walked two batters or fewer in 9 of his 12 starts.

CAREER: 1993—began his professional career at Madison of the Midwest League and made five starts...did not pick up a win and was tagged with two losses despite a 3.38 ERA...walked eight and struckout 22 in 18.2 innings.

ADAMS, cont.

1994—began the season at Single-A Modesto but was promoted to Double-A Huntsville on May 29...had just three no decisions at Modesto as he was 7-1 with a pair of saves in 11 games, five starts...walked just 10 and struckout 42 in 45.1 innings...was used exclusively as a starter at Huntsville and was 4-3 with a 4.30 ERA in 10 starts...allowed just three home runs in 60.2 innings...combined with two relievers on a two-hit 1-0 shutout at Memphis on June 4 (7.0 ip, 2 h)...his season ended when he went on the disabled list August 12 with a sore right elbow...combined at both levels, he finished the year 11-4 with two saves a 3.91 ERA in 21 games, 15 starts. **1995**—began the season on the disabled list rehabbing his right elbow injury...activated May 1 and was placed in Huntsville's starting rotation...made 13 appearances, all starts, for the Stars and was 6-5 with a 3.01 ERA...struckout 72 and walked just 17 in 80.2 innings...allowed three runs or fewer in 8 of his 13 starts...was promoted to Edmonton on July 13 and appeared in 11 games with the Trappers, 10 starts...allowed just two home runs in 68.0 innings at Edmonton...had his first professional complete game, a five-hitter in the second game of a double header vs. Las Vegas on August 1...however, he was tagged with the loss as the Trappers were shutout 3-0...was a combined 8-10 at Edmonton and Huntsville with a 3.63 ERA...his 112 strikeouts were fourth best in the A's system.

PERSONAL/MISCELLANEOUS: Graduated from La Serna HS in 1990 where he was a two-time Whitmont League Pitcher of the Year...was a member of the 1990 Jr. USA National Team...drafted by the Detroit Tigers out of high school but attended Stanford University where he majored in Psychology...he compiled a 23-11 record and a 4.09 ERA in three seasons while pitching for the Cardinal...was an All Pac-10 selection his sophomore season in 1992 and was also a member of the U.S. Olympic team that summer...signed by Will Schock...hobbies include playing the guitar, golf and reading...resides in La Mirada, California during the off season.

LIFETIME PITCHING RECORD

Year	Club	W	L	ERA	G	GS	CG	SHO	SV	IP	H	R	ER	BB	SO
1993	Madison	0	2	3.38	5	5	0	0	0	18.2	21	10	7	8	22
1994	Modesto	7	1	3.38	11	5	0	0	2	45.1	41	17	17	10	42
	Huntsville	4	3	4.30	10	10	0	0	0	60.2	58	32	29	23	33
1995	Huntsville	6	5	3.01	13	13	0	0	0	80.2	75	33	27	17	72
	Edmonton	2	5	4.37	11	10	1	0	0	68.0	73	35	33	15	40
1996	Edmonton	10	4	3.78	19	19	3	1	0	112.0	95	49	47	39	80
	OAKLAND	3	4	4.01	12	12	1	0	0	76.1	76	39	34	23	68
M.L. Totals		3	4	4.01	12	12	1	0	0	76.1	76	39	34	23	68

CAREER TRANSACTIONS: **1990** — Selected by the Detroit Tigers organization in the 52nd round of the free-agent draft, June 4. **1993** — Selected by the Oakland Athletics organization as a compensation pick (36th pick overall) following the 1st round of the free-agent draft, June 3.

PITCHING BREAKDOWN

1996		CAREER														
ERA	W	L	SV	G	IP	H	ER	vs. TEAM	ERA	W	L	SV	G	IP	H	ER
5.06	0	1	0	1	5.1	7	3	ANAHEIM	5.06	0	1	0	1	5.1	7	3
7.11	0	1	0	1	6.1	6	5	BALTIMORE	7.11	0	1	0	1	6.1	6	5
1.69	1	0	0	2	16.0	13	3	BOSTON	1.69	1	0	0	2	16.0	13	3
3.00	0	0	0	1	6.0	6	2	CHICAGO	3.00	0	0	0	1	6.0	6	2
3.75	1	0	0	2	12.0	14	5	CLEVELAND	3.75	1	0	0	2	12.0	14	5
—	0	0	0	0	0.0	0	0	DETROIT	—	0	0	0	0	0.0	0	0
1.29	1	0	0	1	7.0	7	1	KANSAS CITY	1.29	1	0	0	1	7.0	7	1
6.00	0	1	0	1	6.0	4	4	MILWAUKEE	6.00	0	1	0	1	6.0	4	4
12.27	0	1	0	1	3.2	7	5	MINNESOTA	12.27	0	1	0	1	3.2	7	5
4.05	0	0	0	1	6.2	8	3	NEW YORK	4.05	0	0	0	1	6.2	8	3
—	0	0	0	0	0.0	0	0	SEATTLE	—	0	0	0	0	0.0	0	0
—	0	0	0	0	0.0	0	0	TEXAS	—	0	0	0	0	0.0	0	0
3.68	0	0	0	1	7.1	4	3	TORONTO	3.68	0	0	0	1	7.1	4	3

1996							CAREER								
ERA	W	LSV	G	IP	H	ER	vs. TEAM	ERA	W	L	SV	G	IP	H	ER
6.00	0	0	1	6.0	7	4	BEFORE ASB	6.00	0	0	0	1	6.0	7	4
3.84	3	4	0	11	70.1	69	AFTER ASB	3.84	3	4	0	11	70.1	69	30
2.90	3	2	0	6	40.1	35	HOME	2.90	3	2	0	6	40.1	35	13
5.25	0	2	0	6	36.0	41	AWAY	5.25	0	2	0	6	36.0	41	21
3.65	1	1	0	4	24.2	25	DAY	3.65	1	1	0	4	24.2	25	10
4.18	2	3	0	8	51.2	51	NIGHT	4.18	2	3	0	8	51.2	51	24
—	0	0	0	0	0.0	0	APRIL	—	0	0	0	0	0.0	0	0
—	0	0	0	0	0.0	0	MAY	—	0	0	0	0	0.0	0	0
6.00	0	0	0	1	6.0	7	JUNE	6.00	0	0	0	1	6.0	7	4
3.38	0	0	0	2	13.1	10	JULY	3.38	0	0	0	2	13.1	10	5
3.51	2	2	0	6	41.0	38	AUGUST	3.51	2	2	0	6	41.0	38	16
5.06	1	2	0	3	16.0	21	SEPT/OCT	5.06	1	2	0	3	16.0	21	9

MAJOR LEAGUE FIELDING STATS

PITCHER

YEAR	PCT.	G	PO	A	E	TC	DP
1996	1.000	12	5	6	0	11	0
Totals	1.000	12	5	6	0	11	0

ADAMS' BESTS

SEASON

W: 3 (1996)

SV: —

CG: 1 (1996)

ERA: 4.01 (1996)

G: 12 (1996)

IP: 76.1 (1996)

SO: 68 (1996)

LONGEST WINNING STREAK: 2, 8/31-9/6, 1996

LONGEST LOSING STREAK: 2, 9/11/96 to present

GAME

LOW HIT CG: 5, 8/31/96 vs. Boston

IP: 9.0, 8/31/96 vs. Boston

SO: 11, 7/26/96 at Toronto

28

TONY BATISTA

IF



Leocadio Francisco Batista

1997 Opening Day Age: 23

Born: Puerto Plata, Dominican Republic, December 9, 1973

Bats: Right Throws: Right

Height: 6-0 Weight: 195

Major League Service: 116 days

Obtained: Signed as a non-drafted free agent, February 8, 1991

Contract Status: First year of a one-year contract through 1997.

1996 HIGHLIGHTS—Began the 1996 season as the shortstop at Edmonton but finished the year as the second baseman in Oakland...started each of the A's final 33 games at second base and batted .317 (45 for 142) over that span with four of his six home runs and 21 of his 25 RBI...did not commit an error over that span...batted leadoff in 30 of those games and had a .401 on-base percentage when batting lead off which was sixth best among A.L. leadoff hitters...brought up to the majors for the first time on June 2 and picked up his first major league hit with a single off Erik Bennett in the second game of a doubleheader at Minnesota on June 8...appeared in just four games before he was sent back to Edmonton on June 11...was brought back five days later when Gates was injured and he finished the season in Oakland...had an eight-game hitting streak from June 8-July 3, but he later surpassed that mark by hitting safely in 13 straight towards the end of the season (20 for 56, .357)...hit his first major league home run on June 18 at Detroit off Tom Urbani...had a pair of four hit games, but his finest game may have come on August 26 at Baltimore...homered to leadoff the game for the first time in his career and added another home run in the eighth...finished with four RBI for his first career multi-RBI game...had just 5 RBI in the 45 games prior that day and finished the season with 20 RBI over his final 29 games...hit better on the

BATISTA, cont.

road, posting a .336 batting average with five of his six home runs...batted .381 with runners in scoring position...was the toughest to double up on the A's, grounding into just two doubles plays in 238 at bats...in addition to 46 starts at second base, he also made five starts at third and three at shortstop...was named as the second baseman on the Topps Rookie All-Star Team...hit .322 in 57 games at Edmonton with eight home runs and 40 RBI.

CAREER: 1991—after signing played for the A's club in the Dominican Republic. 1992—spent his first year in the United States playing both second base and shortstop for the A's club at Scottsdale in the Arizona League...hit .246 with 22 RBI in 45 games. 1993—opened the year again at Scottsdale but after hitting .327 with 17 RBI in 24 games was moved up to Tacoma (AAA) on July 25th...just three days later suffered a fractured skull when he collided with another player fielding a ground ball...following surgery missed the remainder of the season. 1994—was Modesto's (A) everyday shortstop and earned California League All-Star honors hitting .281 with 17 homers and 68 RBI...in addition to his offense was also the league's top fielding shortstop with a .950 mark...belted the first of three grand slams he hit in 1994 on June 17th at San Jose and then turned the power on in the second half of the season hitting six homers in both July and August...hit safely in a season best 14 consecutive games August 1-17th (22 for 60, .367)...started all seven of Modesto's California League playoff games and hit .360 (9 for 25) with three RBI. 1995—was the regular shortstop at Double-A Huntsville, making 102 appearances, although he also appeared in 18 games at second base...was second on the club with 16 HR and finished third with 61 RBI...hit .308 for the A's in six spring training games before joining Huntsville on April 24...best month of the season was August when he hit .295 with 6 HR and 20 RBI in 26 games...for the season, he hit better on the road, posting a .270 mark with 9 HR and 39 RBI compared to .240 at Huntsville with 7 HR and 22 RBI.

PERSONAL/MISCELLANEOUS: Signed by Juan Marichal as a non-drafted free agent on February 8, 1991...single and resides in Mao, Dominican Republic.

LIFETIME PLAYING RECORD

Year	Club	AVG.	G	AB	R	H	2B	3B	HR	RBI	BB	SO	SB	CS
1991														
						(Played in Dominican Republic)								
1992	Scottsdale	.246	45	167	32	41	6	2	0	22	15	29	1	0
1993	Scottsdale	.327	24	104	21	34	6	2	2	17	6	14	6	2
	Tacoma	.167	4	12	1	2	1	0	0	1	1	4	0	0
1994	Modesto	.281	119	466	91	131	26	3	17	68	54	108	7	7
1995	Huntsville	.255	120	419	55	107	23	1	16	61	29	98	7	8
1996	Edmonton	.322	57	205	33	66	17	4	8	40	15	30	2	1
	OAKLAND	.298	74	238	38	71	10	2	6	25	19	49	7	3
M.L. Totals		.298	74	238	38	71	10	2	6	25	19	49	7	3

CAREER TRANSACTIONS: 1991 — Signed as a non-drafted free agent by the Oakland Athletics organization, February 8.

BATTING BREAKDOWN

1996	AVG.	AB	H	HR	RBI	CAREER vs. TEAM	AVG.	AB	H	HR	RBI
.280	25	7	0	0	0	ANAHEIM	.280	25	7	0	0
.348	23	8	2	4	4	BALTIMORE	.348	23	8	2	4
.316	19	6	0	4	4	BOSTON	.316	19	6	0	4
.250	8	2	1	2	2	CHICAGO	.250	8	2	1	2
.238	21	5	0	1	1	CLEVELAND	.238	21	5	0	1
.625	8	5	1	1	1	DETROIT	.625	8	5	1	1
.381	21	8	1	3	3	KANSAS CITY	.381	21	8	1	3
.000	1	0	0	0	0	MILWAUKEE	.000	1	0	0	0
.222	27	6	0	2	2	MINNESOTA	.222	27	6	0	2
.269	26	7	0	3	3	NEW YORK	.269	26	7	0	3
.324	34	11	1	5	5	SEATTLE	.324	34	11	1	5
.333	12	4	0	0	0	TEXAS	.333	12	4	0	0
.154	13	2	0	0	0	TORONTO	.154	13	2	0	0

1996					CAREER					
AVG.	AB	H	HR	RBI	vs. TEAM	AVG.	AB	H	HR	RBI
.350	40	14	1	1	BEFORE ASB	.350	40	14	1	1
.288	198	57	5	24	AFTER ASB	.288	198	57	5	24
.255	110	28	1	14	HOME	.255	110	28	1	14
.336	128	43	5	11	AWAY	.336	128	43	5	11
.277	65	18	2	9	vs. LEFT	.277	65	18	2	9
.306	173	53	4	16	vs. RIGHT	.306	173	53	4	16
.290	107	31	2	11	DAY	.290	107	31	2	11
.305	131	40	4	14	NIGHT	.305	131	40	4	14
—	0	0	0	0	APRIL	—	0	0	0	0
—	0	0	0	0	MAY	—	0	0	0	0
.406	32	13	1	1	JUNE	.406	32	13	1	1
.148	27	4	1	2	JULY	.148	27	4	1	2
.276	76	21	2	8	AUGUST	.276	76	21	2	8
.320	103	33	2	14	SEPT/OCT	.320	103	33	2	14

MAJOR LEAGUE FIELDING STATS

SECOND BASE

YEAR	PCT.	G	PO	A	E	TC	DP
1996	.988	52	83	162	3	248	36
Totals	.988	52	83	162	3	248	36

THIRD BASE

YEAR	PCT.	G	PO	A	E	TC	DP
1996	.931	18	9	18	2	29	3
Totals	.931	18	9	18	2	29	3

SHORTSTOP

YEAR	PCT.	G	PO	A	E	TC	DP
1996	1.000	4	4	11	0	15	1
Totals	1.000	4	4	11	0	15	1

BATISTA'S BEST

SEASON

AVG: .298 (1996)

H: 71 (1996)

HR: 6 (1996)

RBI: 25 (1996)

SB: 7 (1996)

HIT STREAK: 13, 9/14-28, 1996

CAREER GRAND SLAMS: 0

GAME

H: 4 (twice), last time: 9/7/96 vs. Kansas City

HR: 2, 8/26/96 at Baltimore

RBI: 4, 8/26/96 at Baltimore

23

ALLEN BATTLE

OF



Allen Zelmo Battle

1997 Opening Day Age: 28

Born: Grantham, North Carolina, November 29, 1968

Bats: Right Throws: Right

Height: 6-0 Weight: 173

Major League Service: 1 year, 30 days

Obtained: Acquired from the St. Louis Cardinals with pitcher Jay Witasick and minor league pitchers Carl Dale and Bret Wagner for pitcher Todd Stottlemyre, January 9, 1996.

Contract Status: First year of a one-year contract through 1997.

1996 HIGHLIGHTS — Made the A's opening day roster and split his time between left and center field...made 16 starts in left and 15 in center...started the year 14 for 46 (.304) including his first major league home run on April 16 at Texas off Bobby Witt...was batting .256 entering play on May 2 and then went 5 for his next 49 (.102) and was optioned to Edmonton on June 4...batted .068 (3 for 44) from the seventh inning on which was the lowest mark in the majors at the time...had a team leading 10 stolen bases when he was sent down, a mark that held up for the rest of the season...nine of those steals came in a 14-game span from April 14-May 1...the 10 steals were the fewest steals ever by an Oakland team leader...batted leadoff 32 times, and had his best success there, hitting .209 (18 for 86) with eight walks...except for a two-day stay in Oakland in mid-August, he spent the rest of the season at Edmonton...batted .304 in 62 games for the PCL Champion Trappers and added 37 walks for a .406 on-base percentage.

BATTLE, cont.

CAREER: 1991—began his career at Johnson City and was promoted to Savannah after hitting .387...was successful on 19 of 23 steal attempts combined at both levels...hit safely in 11 of 12 games from August 1-15...hit .324 for the Cardinals Winter Instructional League team. 1992—split his time between Springfield and St. Petersburg, hitting a combined .311 which was fifth best in the St. Louis farm system...tied for first in runs (83), was second in hits (142) and walks (76) and fifth in steals (43)...finished the year by hitting in 13 straight games and 18 of his last 19. 1993—spent the entire season at Double-A Arkansas and led the Texas League with 12 triples...that total also topped the Cardinals farm system...hit .274 and drove in a then career high 40 runs. 1994—spent spring training with the White Sox after being claimed in the December 1993 Rule 5 draft...returned to Louisville on March 19...set Louisville records with 163 hits, 44 doubles and 104 runs scored, leading the American Association in each category...was consistent throughout the season, batting over .300 each month except July (.282)...batted .313 at home and .314 on the road...had six hits, including three doubles in a July 26 double-header sweep at New Orleans...doubled in the Triple-A All-Star Game. 1995—made his major league debut in 1995 as he made the Cardinals opening day roster...went 1 for 5 in six games and was optioned to Louisville on May 9...was hitting just .222 in 13 games when he was brought back to St. Louis on May 24...this was another brief stay as he was 1 for 3 in three games before being sent back to Louisville on May 29...did pick up his first big league RBI on May 25 vs. Atlanta...hit .300 in June and returned to St. Louis for good on July 5...his .271 batting average improved to .286 (6 for 21) with runners in scoring position...used primarily in the number 1 and 2 spot, hitting .258 (8 for 31) when batting leadoff and .316 (18 for 57) when hitting second...played all three outfield positions and was 3 for 21 (.143) as a pinch hitter.

PERSONAL/MISCELLANEOUS: Graduated from Southern Wayne High School in 1987 where he played baseball and football...attended the University of South Alabama and was captain of the baseball team...was a two-time All-Conference and All-Region selection...resides in Mobile, Alabama during the off-season.

LIFETIME PLAYING RECORD

Year	Club	AVG.	G	AB	R	H	2B	3B	HR	RBI	BB	SO	SB	CS
1991	Johnson City	.387	17	62	26	24	6	1	0	7	14	6	7	1
	Savannah	.243	48	169	28	41	7	1	0	20	27	34	12	3
1992	Springfield	.302	67	235	49	71	10	4	4	24	41	34	22	12
	St. Petersburg	.320	60	222	34	71	9	2	1	15	35	38	21	11
1993	Arkansas	.274	108	390	71	107	24	12	3	40	45	75	20	12
1994	Louisville	.313	132	520	104	163	44	7	6	69	59	82	23	8
1995	Louisville	.280	47	164	28	46	12	1	3	18	28	32	7	1
	ST. LOUIS	.271	61	118	13	32	5	0	0	2	15	26	3	3
1996	Edmonton	.304	62	224	53	68	12	4	3	33	37	37	9	3
	OAKLAND	.192	47	130	20	25	3	0	1	5	17	26	10	2
	A.L. Totals	.192	47	130	20	25	3	0	1	5	17	26	10	2
	N.L. Totals	.271	61	118	13	32	5	0	0	2	15	26	3	3
	M.L. Totals	.230	108	248	33	57	8	0	1	7	32	52	13	5

CAREER TRANSACTIONS: 1990 — Selected by the Chicago White Sox organization in the 45th round of the free agent draft, June 4. 1991 — Selected by the St. Louis Cardinals organization in the 10th round of the free agent draft, June 3. 1993 — Selected by the Chicago White Sox in the Rule 5 major league draft, December 13. 1994 — Returned to the St. Louis Cardinals organization, March 19. 1996 — Traded to the Oakland A's with pitcher Jay Witasick and minor league pitchers Carl Dale and Bret Wagner for pitcher Todd Stottlemyre, January 9.

PRE-GAME BATTING AND FIELDING SCHEDULE

	A's Hit	Visitors Hit	A's Infield	Visitors Infield
12:15 game	Until 10:50 AM	10:50 to 11:30 AM	11:30 to 11:40 AM	11:40 to 11:50 AM
1:05 game	Until 11:40 AM	11:40 AM to 12:20 PM	12:20 to 12:30 PM	12:30 to 12:40 PM
7:05 game	Until 5:40 PM	5:40 to 6:20 PM	6:20 to 6:30 PM	6:30 to 6:40 PM
7:35 game	Until 6:10 PM	6:10 to 6:50 PM	6:50 to 7:00 PM	7:00 to 7:10 PM

BATTING BREAKDOWN

1996 AVG.	AB	H	HR	RBI	CAREER vs. TEAM	AVG.	AB	H	HR	RBI
.364	11	4	0	0	ANAHEIM	.364	11	4	0	0
.143	7	1	0	0	BALTIMORE	.143	7	1	0	0
.273	11	3	0	0	BOSTON	.273	11	3	0	0
.294	17	5	0	1	CHICAGO	.294	17	5	0	1
—	0	0	0	0	CLEVELAND	—	0	0	0	0
—	0	0	0	0	COLORADO	.000	4	0	0	0
.192	26	5	0	0	DETROIT	.192	26	5	0	0
.077	13	1	0	0	KANSAS CITY	.077	13	1	0	0
—	0	0	0	0	LOS ANGELES	.500	6	3	0	0
.214	14	3	0	2	MILWAUKEE	.214	14	3	0	2
.000	4	0	0	0	MINNESOTA	.000	4	0	0	0
.000	13	0	0	0	NEW YORK	.000	13	0	0	0
—	0	0	0	0	SAN DIEGO	.250	4	1	0	0
—	0	0	0	0	SAN FRANCISCO	.000	7	0	0	0
—	0	0	0	0	SEATTLE	—	0	0	0	0
.200	10	2	1	2	TEXAS	.200	10	2	1	2
.250	4	1	0	0	TORONTO	.250	4	1	0	0
.197	127	25	1	5	BEFORE ASB	.219	155	34	1	6
.000	3	0	0	0	AFTER ASB	.247	93	23	0	1
.219	64	14	0	0	HOME	.252	115	29	0	1
.167	66	11	1	5	AWAY	.211	133	28	1	6
.146	48	7	0	1	vs. LEFT	.207	92	19	0	2
.220	82	18	1	4	vs. RIGHT	.244	156	38	1	5
.178	73	13	0	3	DAY	.167	108	18	0	4
.211	57	12	1	2	NIGHT	.279	140	39	1	3
.243	74	18	1	5	APRIL	.247	77	19	1	5
.149	47	7	0	0	MAY	.154	52	8	0	1
.000	6	0	0	0	JUNE	.250	64	16	0	0
—	0	0	0	0	JULY	.273	33	9	0	1
.000	3	0	0	0	AUGUST	.211	19	4	0	0
—	0	0	0	0	SEPT/OCT	.333	3	1	0	0

MAJOR LEAGUE FIELDING STATS

OUTFIELD

YEAR	PCT.	G	PO	A	E	TC	DP
1995	.984	32	61	0	1	62	0
1996	.988	47	82	2	1	85	1
Totals	.986	79	143	2	2	147	1

BATTLE'S BEST

SEASON

AVG: .271 (1995)

H: 32 (1995)

HR: 1 (1996)

RBI: 5 (1996)

SB: 10 (1996)

HIT STREAK: 4 (twice), last time: 4/3-6, 1996

CAREER GRAND SLAMS: 0

GAME

H: 3 (twice), last time: 8/28/95 at Cincinnati

HR: 1, 4/16/96 at Texas

RBI: 2 (twice), last time: 4/16/96 at Texas

29

GERONIMO BERROA
OF/DH


Geronimo Emiliano Berroa

1997 Opening Day Age: 32

Born: Santo Domingo, Dominican Republic, March 18, 1965

Bats: Right **Throws:** Right

Height: 6-0 **Weight:** 210

Major League Service: 4 years, 152 days

Obtained: Signed as a minor league free agent, January 20, 1994.

Contract Status: First year of a one-year contract through 1997.

1996 HIGHLIGHTS—Had the finest season of his career, setting career highs in most offensive categories for the third consecutive year...drove in 100 runs (106) for the first time in his career and had topped his previous career high in home runs by July 17, finishing the year with 36...finished second to McGwire

BERROA, cont.

in those two categories for the second consecutive season...he combined with McGwire for an Oakland record 88 home runs by two team mates, which was the 11th best total in major league history...led the team with career highs in at bats (586), hits (170) and total bases (312) and also had career highs in games (153), runs (101) and doubles (32)...the total bases were sixth most in Oakland history, his 69 extra base hits were tied for seventh most and his home run total tied for 10th best...also had a team leading 48 multiple hit games...worked his way into the major league record books with three-homer games on May 22 at New York and August 12 vs. Minnesota...became just the 10th player (11 times) in major league history to have two three-homer games in one season, the first Athletic...matched his career high with five RBI in the second of those three-homer games...the three home runs also tied an Athletics franchise record (22 times)...started the season slowly, as he was batting just .238 with 8 HR and 27 RBI prior to the first of his two three-homer games...did drive in 22 runs in April, his best ever in a month...then hit .324 (96 for 296) with 26 HR and 61 RBI over his next 77 games from May 22 to August 16... hit .359 in June which included a season high 12-game hitting streak and his second career grand slam on June 27 at California...hit nine home runs in August, his best total ever in a month, but eight came in a six-game span from 8/12-16...homered in four consecutive games during the streak...his home run on August 16 was the A's franchise record 200th of the season...earned American League Player of the Week honors for the week of August 12-18 when he hit .387 with 8 HR, 12 RBI, 9 runs scored and a 1.194 slugging percentage...then went 36 for 130 (.277) with just 2 HR and 18 RBI over his final 36 games...that streak began with a 0 for 18 skid which matched his career high...continued his success vs. Minnesota pitching as he hit 8 HR in 13 games while batting .333 with 12 runs scored and 16 RBI...now has a .381 career average vs. Minnesota with 13 HR and 38 RBI in 31 games...seven of his home runs this year came in the ninth inning and he was second on the club with 33 game-tying/go-ahead RBI...was the A's primary designated hitter, making 89 starts at DH where he batted .287 with 21 HR and 66 RBI...also made 50 starts in right field and seven in left field...now has a .289 career batting average in an Oakland uniform which ranks second only to Rickey Henderson (.293).

CAREER: 1984—signed by Toronto scout Epi Guerrero and spent his first year at Bradenton (Rookie) of the Gulf Coast League. **1985**—split the year between Medicine Hat (Pioneer), Kinston (Carolina) and Florence (South Atlantic)...led the Pioneer League in doubles (22), was fourth in slugging (.562) and tied for sixth in average (.343)...after a stop at Kinston finished out the year at Florence...after the season was named Medicine Hat's MVP and to *Baseball America's* Pioneer League All-Star squad. **1986**—spent the year in the California League at Ventura but at the end of the season appeared in one game at Knoxville (Southern)...led the Ventura club in homers (21) and total bases (232) and was named to the Cal League All-Star team. **1987**—at Knoxville led the league in total bases (297), was second in RBI (108), hits

A's CAREER DESIGNATED HITTER STATISTICS

PLAYER	G	AB	R	H	2B	3B	HR	RBI	BB	SO	AVG
Batista	4	4	0	1	1	0	0	1	1	2	.250
Berroa	207	819	149	232	39	3	41	149	83	149	.283
Brosius	6	9	3	4	1	0	0	0	0	1	.444
Canseco	449	1724	312	477	88	5	110	359	227	451	.277
Gates	3	14	1	4	1	0	0	1	1	4	.286
Giambi	14	51	9	13	3	0	2	3	6	11	.255
Herrera	6	4	2	2	1	1	0	0	0	0	.500
McGwire	37	111	16	20	2	0	6	15	35	43	.180
Molina	1	3	0	0	0	0	0	0	0	0	.000
Spiezio	4	15	3	5	1	0	2	6	1	1	.333
Stairs	7	18	4	6	1	0	2	8	2	1	.333
Williams	21	73	5	13	2	0	0	1	9	24	.178
Young	1	1	0	0	0	0	0	0	0	1	.000

(150) and slugging percentage (.586) and finished third in homers (36)...selected to the Southern League post-season All-Star squad. **1988**—at Syracuse (International) tied for the league lead in doubles (29)...also led his club in RBI (64)...was selected by Atlanta in the Rule 5 Draft on December 5th. **1989**—spent the full season in Atlanta and appeared in 81 games...belted his first major league homer off Fernando Valenzuela June 7th. **1990**—spent the year at Richmond (International) where he hit .269 with 80 RBI before he was recalled in September by Atlanta...wound up appearing in seven games for the Braves with four at bats. **1991**—signed by Seattle as a free agent February 27th but on March 28th was sold to Cleveland and spent the year playing for the Indians club at Colorado Springs (Pacific Coast League)...finished third in the league in total bases (253), fourth in extra-base hits (56), fifth in doubles (31) and slugging percentage (.529), and tied for fifth in RBI (91)...earned PCL All-Star honors...signed as a free agent by Cincinnati October 31st. **1992**—spent most of the year at Cincinnati's Nashville (American Association) club but also appeared in 13 games with the Reds...at Nashville finished second in the league with a .328 average...was also second in slugging (.551), tied for second in homers (22) and ranked fourth in RBI (88)...during the year twice had five hits in a game...following the season was named Nashville's MVP...was signed by Florida to a minor league contract on December 9th. **1993**—after signing with Florida as a free agent, spent most of the year at Edmonton (AAA) but did appear in 14 games with the Marlins...Florida brought him up May 18th...appeared in 14 games with 34 at-bats for the Marlins...on June 23rd was returned to Edmonton for the remainder of the season...in his final 58 games at Edmonton hit at a .304 pace with 14 homers and 41 RBI to finish at .327 on the season with 16 homers and 68 RBI. **1994**—signed in January as a six-year minor league free agent, Geronimo was ticketed for Tacoma until a brilliant spring training landed him an opening day spot on the A's roster...topped the club with a .479 spring average with five homers and 18 RBI in 24 games...did not go more than two games without a hit all year long...had a career high five hits and five RBI at Minnesota on April 10th...had his average over .400 until late April and it never dipped below .300 for the season...had a then career best 10 game hitting streak just before the All-Star break and was hitting .320 at the break...a clutch hitter all year, Berroa finished second on the club with a .333 average with runners in scoring position and 15 multi-RBI games...recorded 28 of his 65 RBI (43%) with two strikes on him...22 of his 65 RBI either tied the score or put the A's on top...was the top road hitter on the club at .333 with 39 RBI in 48 road contests...with four assists, tied Henderson for second among club outfielders...suffered a strained right groin muscle August 1st at Kansas City and went on the disabled list the next day for the balance of the season. **1995**—led the A's in games played (141), runs (141), and hits (87) and his homer (22) and RBI (88) totals were second only to McGwire...was the A's opening night designated hitter and that was where he spent most of his time before Ruben Sierra was traded to New York July 28...Berroa eventually became the A's everyday right fielder starting 45 of the A's final 57 games in right...on the season led the club with 72 starts at the DH position but also wound up with 64 starts in the outfield...Geronimo's five assists from the outfield tied Rickey Henderson for the club high...spent the majority of the season batting in either the two, three or four spots of the order with the number three position his favorite as he was a .333 hitter batting in that spot...had his first career multi-homer game May 14 at Minnesota when he belted two vs. the Twins...May wound up as his best all around month of the year as he hit .340 for with eight homers and 20 RBI in 27 games...hit his first career grand slam at New York on June 6 (Rivera)...that slam put the A's ahead and a third of Berroa's 88 RBI (29) either tied the game or put the A's in front...hit the break with a .270 average but finished with a .278 mark by hitting at a .286 clip over the second half of the season...had a career high 17-game hitting streak July 27-August 14 (29 for 74, .392)...reversed a trend he had set during his first season with the A's when he hit better vs. left-handed pitching as in 1995 Berroa hit .294 vs. right-handers and .237 vs. left-handers.

PERSONAL/MISCELLANEOUS: Named is pronounced (Her-ON-EEMOH Berr-Oh-ah)...is married to the former Miosoty Solano...resides in New York, New York during the winter months...they have two sons, Geronimo, Jr. (7/8/91) and Michael (6/29/96).

LIFETIME PLAYING RECORD

Year	Club	AVG.	G	AB	R	H	2B	3B	HR	RBI	BB	SO	SB	CS
1984	Bradenton	.251	62	235	31	59	16	1	3	34	12	34	2	3
1985	Kinston	.186	19	43	4	8	0	0	1	4	4	10	0	1
	Medicine Hat	.343	54	201	39	69	22	2	6	45	18	40	7	2
	Florence	.318	19	66	7	21	2	0	3	20	6	13	0	1
1986	Ventura	.298	128	459	76	137	22	5	21	73	38	92	12	9
	Knoxville	.000	1	4	0	0	0	0	0	0	0	1	0	0
1987	Knoxville	.287	134	523	87	150	33	3	36	108	46	104	2	1
1988	Syracuse	.260	131	470	55	122	29	1	8	64	38	88	7	5
1989	ATLANTA	.265	81	136	7	36	4	0	2	9	7	32	0	1
1990	Richmond	.269	135	499	56	134	17	2	12	80	34	89	4	2
	ATLANTA	.000	7	4	0	0	0	0	0	0	1	1	0	0
1991	Colorado Springs	.322	125	478	81	154	31	7	18	91	35	88	2	1
1992	Nashville	.328	112	461	73	151	33	2	22	88	32	69	8	9
	CINCINNATI	.267	13	15	2	4	1	0	0	0	2	1	0	1
1993	Edmonton	.327	90	327	64	107	33	4	16	68	36	71	1	2
	FLORIDA	.118	14	34	3	4	1	0	0	0	2	7	0	0
1994	OAKLAND	.306	96	340	55	104	18	2	13	65	41	62	7	2
1995	OAKLAND	.278	141	546	87	152	22	3	22	88	63	98	7	4
1996	OAKLAND	.290	153	586	101	170	32	1	36	106	47	122	0	3
A.L. Totals		.289	390	1472	243	426	72	6	71	259	151	282	14	9
N.L. Totals		.233	115	189	12	44	6	0	2	9	12	41	0	2
M.L. Totals		.283	505	1661	255	470	78	6	73	268	163	323	14	11

CAREER TRANSACTIONS:1983—Signed as a free agent by Toronto Blue Jays organization, September 4. 1988—Selected by the Atlanta Braves in Rule 5 major league draft, December 5. 1991—Released, February 1; signed by Seattle Mariners organization, February 27. Sold to Cleveland Indians organization, March 28. Granted free agency, October 15; signed by Cincinnati Reds organization, October 31. 1992—Released, November 20; signed by Florida Marlins, December 9. 1993—Granted free agency, October 4. 1994—Signed by Oakland Athletics organization, January 20. On disabled list, August 2 to 22.

BATTING BREAKDOWN¹

1996	AVG.	AB	H	HR	RBI	CAREER vs. TEAM	AVG.	AB	H	HR	RBI
.256	39	10	2	9	ANAHEIM	.276	123	34	9	27	
.263	38	10	4	4	BALTIMORE	.242	128	31	4	16	
.243	37	9	3	7	BOSTON	.252	119	30	4	15	
.326	46	15	3	10	CHICAGO	.286	112	32	5	20	
.391	46	18	0	3	CLEVELAND	.345	84	29	1	7	
—	0	0	0	0	COLORADO	—	0	0	0	0	
.340	53	18	3	10	DETROIT	.320	103	33	5	16	
.260	50	13	0	3	KANSAS CITY	.233	120	28	1	8	
—	0	0	0	0	LOS ANGELES	.455	11	5	1	1	
.208	48	10	3	9	MILWAUKEE	.204	93	19	3	13	
.333	45	15	8	16	MINNESOTA	.381	118	45	13	38	
.341	44	15	3	6	NEW YORK	.338	130	44	12	37	
—	0	0	0	0	SAN DIEGO	.222	18	4	0	0	
—	0	0	0	0	SAN FRANCISCO	.105	19	2	0	0	
.208	48	10	2	10	SEATTLE	.226	115	26	3	18	
.326	46	15	3	13	TEXAS	.387	124	48	7	27	
.261	46	12	2	6	TORONTO	.262	103	27	4	17	
.295	319	94	19	56	BEFORE ASB	.289	1000	289	43	159	
.285	267	76	17	50	AFTER ASB	.274	661	181	30	109	
.307	290	89	21	63	HOME	.283	828	234	36	129	
.274	296	81	15	43	AWAY	.283	833	236	37	139	
.341	135	46	8	29	vs. LEFT	.293	550	161	20	87	
.275	451	124	28	77	vs. RIGHT	.278	1111	309	53	181	
.270	256	69	12	44	DAY	.302	649	196	29	120	
.306	330	101	24	62	NIGHT	.271	1012	274	44	148	
.250	104	26	6	22	APRIL	.261	211	55	9	43	
.280	82	23	7	12	MAY	.313	329	103	19	52	
.359	117	42	6	20	JUNE	.285	361	103	13	54	
.284	88	25	7	20	JULY	.278	313	87	16	55	
.260	104	27	9	18	AUGUST	.280	232	65	11	34	
.297	91	27	1	14	SEPT/OCT	.265	215	57	5	30	

MAJOR LEAGUE FIELDING STATS

FIRST BASE

YEAR	PCT.	G	PO	A	E	TC	DP
1994	.981	9	51	1	1	53	5
Totals	.981	9	51	1	1	53	5

OUTFIELD

YEAR	PCT.	G	PO	A	E	TC	DP
1989	.971	34	67	1	2	70	0
1990	1.000	3	1	0	0	1	0
1992	1.000	3	2	1	0	3	0
1993	.833	9	9	1	2	12	0
1994	1.000	42	80	4	0	84	1
1995	.971	71	129	5	4	138	2
1996	.980	61	91	6	2	99	1
Totals	.975	223	379	18	10	407	4

BERROA'S BEST

SEASON

AVG: .306 (1994)

H: 170 (1996)

HR: 36 (1996)

RBI: 106 (1996)

SB: 7 (1994 & 1995)

HIT STREAK: 17, 7/27-8/14, 1995

CAREER GRAND SLAMS: 2, 6/27/96 at California; 6/6/95 at New York

GAME

H: 5, 4/10/94 at Minnesota

HR: 3 (twice), last time: 8/12/96 vs. Minnesota

RBI: 5 (twice), last time: 8/12/96 vs. Minnesota

26

RAFAEL BOURNIGAL

IF



Rafael Antonio Bournigal

1997 Opening Day Age: 30

Born: Azua, Dominican Republic, May 12, 1966

Bats: Right Throws: Right

Height: 5-11 Weight: 172

Major League Service: 2 year, 4 days

Obtained: Signed as a free agent to a minor league contract, January 11, 1996

Contract Status: First year of a one-year contract through 1997.

1996 HIGHLIGHTS — Made the club as a non-roster invite as the back-up middle infielder but saw time as the A's regular second baseman in the middle part of the season...got off to a slow start as he was 0 for 16 before collecting his first American League hit on May 19 at Boston...that began a 37 for 98 (.378) streak that pushed his average to a season high .325 on July 4...used in a reserve role at second base and shortstop early during the streak as he played in just 23 of the A's first 67 games through June 15...took over as the A's starting second baseman when Gates was injured and started 42 of the A's next 50 games at second base from June 16-August 9...stole an A's season high three bases on July 4 vs. California...had his sixth three-hit game of the season on July 18 at Texas, but his average tailed off after that as he hit .136 (12 for 88) over his final 37 games...returned to his reserve role by mid-August and appeared in just 7 of the A's final 28 games...best month of the season was June when he hit .371, but he had 10 of his 18 RBI in July despite hitting just .225...for the season, he started 51 games at second base and six at shortstop...committed just two errors, both at second base, to finish with a .993 fielding percentage at second...that was the best mark in the majors among second baseman with at least 40 games...was the only player on the A's roster with a minimum of 25 games who did not homer and has yet to homer in 406 career at bats.

CAREER: **1987**—began his career at Great Falls of the Pioneer League (Rookie) and batted .146 in 30 games. **1988**—played for Salem of the short-season Single-A Northwest League...led the team with a .313 batting average which was good for sixth in the league...drew a career high 38 walks despite playing in just 70 games. **1989**—batted .264 for Vero Beach of the Florida State League...led the club with 74 runs and 128 hits...hit his first of six professional homers. **1990**—played for Double-A San Antonio of the Texas League...hit .211 while playing in just 69 games. **1991**—began the year as a player/coach at Vero Beach but also played for San Antonio and Triple-A Albuquerque...hit .323 at San Antonio and .293 at Albuquerque and combined to bat .289 (100 for 346) at all three levels...had a career high five triples in his 66 games at Albuquerque. **1992**—made his major league debut as he was

BOURNIGAL, cont.

called up to Los Angeles when rosters expanded on September 1...made his first appearance that day at Chicago and was 0 for 2...picked up his first hit on September 4 at Pittsburgh, a third inning single off Randy Tomlin...started eight games at shortstop...hit .324 at Albuquerque which was third highest among all minor league shortstops...was named the Dukes' Most Valuable Player and was the Jack Perconte Award winner for Inspirational Play...led Pacific Coast League shortstops with a .984 fielding percentage which was also a club record. **1993**—again spent most of the season at Albuquerque but did appear in eight games with Los Angeles in September...had at least one hit in all eight games with the Dodgers, establishing a career best hitting streak...made four starts at shortstop and also appeared in four games at second base...picked up his first major league RBI on September 22 at Cincinnati as his two-run fourth inning single snapped a 1-1 tie in the Dodgers 3-1 win...while at Albuquerque, posted professional highs in games (134), runs (75), hits (129), doubles (25), home runs (4) and RBI (55)...struckout just 18 times in 465 at bats...voted the Best Defensive shortstop by *Baseball America*. **1994**—was on Los Angeles' opening day roster but did not appear in a game before he was optioned to Albuquerque on April 10...brought back up to the majors on June 27 and finished the year with the Dodgers...made 40 starts, all at shortstop...struckout just five times in his 116 at bats (one per 23.2 at bats)...had five multiple hit games and three two-RBI games...posted a .257 (18 for 70) batting average off right handers as opposed to .174 (8 for 46) off lefties...batted .280 (7 for 25) with runners in scoring position...while at Albuquerque, he hit .332 with a .385 slugging percentage, both of which were career highs. **1995**—was on the Dodgers 40-man roster to start the season but was sent outright to Albuquerque on May 2...played in 15 games and hit .129 before he was traded to the Montreal Expos organization for Kris Foster on June 10...assigned to Triple-A Ottawa where he batted .204 in 19 games...was 3 for his first 24 (.125) before landing on the disabled list June 26 with a fractured thumb...returned to action July 22 and was 0 for 2 in two pinch hitting appearances before being sent to Double-A Harrisburg...hit .221 in 29 games and was sent back to Ottawa on August 26 where he finished the season with a six game hitting streak (6 for 21, .286)...combined to hit .200 (36 for 180) in 63 games for all three teams.

PERSONAL/MISCELLANEOUS: Graduated from Domay High School in Florida...graduated from Florida State University in 1989 and was an All-Metro League selection in 1987...played American Legion ball in 1983-84 and was a member of the Junior Olympic team for Canada in 1984...father was a cable television broadcaster for baseball games in the Dominican Republic...is married, Brenda, and has two children, Sara Luisa and Rafael Henry...resides in Lakeland, Florida.

LIFETIME PLAYING RECORD

Year	Club	AVG.	G	AB	R	H	2B	3B	HR	RBI	BB	SO	SB	CS
1987	Great Falls	.146	30	82	5	12	4	0	0	4	3	7	0	1
1988	Salem	.313	70	275	54	86	10	1	0	25	38	32	11	6
1989	Vero Beach	.264	132	484	74	128	11	1	1	37	33	21	18	13
1990	San Antonio	.211	69	194	20	41	4	2	0	14	8	25	2	1
1991	Vero Beach	.242	20	66	6	16	2	0	0	3	1	3	2	1
	San Antonio	.323	16	65	6	21	2	0	0	9	2	7	2	3
	Albuquerque	.293	66	215	34	63	5	5	0	29	14	13	4	1
1992	Albuquerque	.324	122	395	47	128	18	1	0	34	22	7	5	3
	LOS ANGELES	.150	10	20	1	3	1	0	0	0	1	2	0	0
1993	Albuquerque	.277	134	465	75	129	25	0	4	55	29	18	3	5
	LOS ANGELES	.500	8	18	0	9	1	0	0	3	0	2	0	0
1994	Albuquerque	.332	61	208	29	69	8	0	1	22	9	9	2	3
	LOS ANGELES	.224	40	116	2	26	3	1	0	11	9	5	0	0
1995	Albuquerque	.129	15	31	2	4	1	0	0	1	1	2	0	0
	Ottawa	.204	19	54	2	11	4	0	0	6	2	4	0	0
	Harrisburg	.221	29	95	12	21	3	1	0	7	11	8	1	0
1996	OAKLAND	.242	88	252	33	61	14	2	0	18	16	19	4	3
A.L. Totals		.242	88	252	33	61	14	2	0	18	16	19	4	3
N.L. Totals		.247	58	154	3	38	5	1	0	14	10	9	0	0
M.L. Totals		.244	146	406	36	99	19	3	0	32	26	28	4	3

CAREER TRANSACTIONS: 1985 — Selected by the Texas Rangers organization in the 11th round of the free agent draft, January 9. 1986 — Selected by the Baltimore Orioles organization in the 10th round of the free agent draft, January 14. 1987 — Selected by the Los Angeles Dodgers organization in the 19th round of the free agent draft, June 2. 1995 — Traded to the Montreal Expos organization for Kris Foster, June 10. Granted free agency, October 16. 1996 — Signed by the Oakland Athletics organization, January 11.

BATTING BREAKDOWN

1996 AVG.	AB	H	HR	RBI	CAREER vs. TEAM	AVG.	AB	H	HR	RBI
.207	29	6	0	1	ANAHEIM	.207	29	6	0	1
.190	21	4	0	1	BALTIMORE	.190	21	4	0	1
.167	6	1	0	0	BOSTON	.167	6	1	0	0
.050	20	1	0	0	CHICAGO	.050	20	1	0	0
.375	8	3	0	0	CLEVELAND	.375	8	3	0	0
—	0	0	0	0	COLORADO	.300	10	3	0	1
.333	30	10	0	2	DETROIT	.333	30	10	0	2
.222	9	2	0	0	KANSAS CITY	.222	9	2	0	0
—	0	0	0	0	LOS ANGELES	—	0	0	0	0
.250	24	6	0	2	MILWAUKEE	.250	24	6	0	2
.333	6	2	0	0	MINNESOTA	.333	6	2	0	0
.200	10	2	0	0	NEW YORK	.200	10	2	0	0
—	0	0	0	0	SAN DIEGO	.200	10	2	0	0
—	0	0	0	0	SAN FRANCISCO	.261	23	6	0	3
.250	28	7	0	3	SEATTLE	.250	28	7	0	3
.294	34	10	0	4	TEXAS	.294	34	10	0	4
.259	27	7	0	5	TORONTO	.259	27	7	0	5
.299	127	38	0	10	BEFORE ASB	.293	167	49	0	13
.184	125	23	0	8	AFTER ASB	.209	239	50	0	19
.203	128	26	0	8	HOME	.236	195	46	0	14
.282	124	35	0	10	AWAY	.251	211	53	0	18
.210	62	13	0	3	vs. LEFT	.200	120	24	0	7
.253	190	48	0	15	vs. RIGHT	.262	286	75	0	25
.246	114	28	0	12	DAY	.250	176	44	0	19
.239	138	33	0	6	NIGHT	.239	230	55	0	13
.000	15	0	0	0	APRIL	.000	15	0	0	0
.333	12	4	0	0	MAY	.333	12	4	0	0
.371	70	26	0	7	JUNE	.358	81	29	0	8
.225	102	23	0	10	JULY	.228	180	41	0	18
.130	46	6	0	1	AUGUST	.151	73	11	0	3
.286	7	2	0	0	SEPT/OCT	.311	45	14	0	3

MAJOR LEAGUE FIELDING STATS

SECOND BASE

YEAR	PCT.	G	PO	A	E	TC	DP
1993	1.000	4	0	1	0	1	0
1996	.993	64	115	175	2	292	40
Totals	.993	68	115	176	2	293	40

SHORTSTOP

YEAR	PCT.	G	PO	A	E	TC	DP
1992	.967	9	12	17	1	30	6
1993	1.000	4	5	13	0	18	3
1994	.981	40	56	95	3	154	26
1996	1.000	23	13	33	0	46	6
Totals	.984	76	86	158	4	248	41

BOURNIGAL'S BEST

SEASON

AVG: .242 (1996)

H: 61 (1996)

HR: —

RBI: 18 (1996)

SB: 4 (1996)

HIT STREAK: 8, 9/12-10/3, 1993

CAREER GRAND SLAMS: 0

GAME

H: 3 (six times), last time: 7/18/96 at Texas

HR: —

RBI: 3, 6/22/96 vs. Toronto

A's PLAYERS WHO HAVE PITCHED

PLAYER	DATE	OPPONENT	SCORE	DEC	IP	H	R	ER	BB	SO
Kevin Seitzer	5/2/93	at Cleveland	2-10	-	.1	0	0	0	0	1
Vance Law	10/2/91	at Kansas City	5-16	-	.2	1	0	0	0	0
Mark Wagner	8/20/84	at Detroit	1-14	-	1.2	2	0	0	1	1
Garry Hancock	6/25/84	at Kansas City	0-16	-	1.1	0	0	0	0	0
Wayne Gross	5/18/83	at Minnesota	5-16	-	2.1	2	0	0	1	0
Jeff Newman	9/14/77	at Kansas City #2	0-6	-	1.0	1	0	0	0	0

**Scott David Brosius****1997 Opening Day Age:** 30**Born:** Hillsboro, Oregon, August 15, 1966**Bats:** Right **Throws:** Right**Height:** 6-1 **Weight:** 202**Major League Service:** 4 years, 117 days**Obtained:** Oakland's 20th round selection in the June, 1987 free agent draft.**Contract Status:** First year of a one-year contract through 1997.

1996 HIGHLIGHTS—Despite missing 47 games with a broken arm, Scott had his best season in the majors, posting career bests in every offensive category except games and triples...batting average has gone from .238 in 1994 to .262 in 1995 to .304 this year...finished second on the club to McGwire in batting...led the American League with a .365 (42 for 115) average with runners in scoring position...had four two-homer games in his career entering the season, but had three in the month of April...two of those came the week of April 22-28 when he earned A.L. Player of the Week honors...batted .458 that week with 8 runs, 4 HR, 8 RBI, 6 walks, a .958 slugging pct. and a .567 on-base pct...that week started a career high nine game hitting streak...it was the first of two Player of the Week honors for Scott as he also earned the honor the week of July 15-21 when he batted .577 with 5 doubles, 4 HR, 9 RBI, 11 runs and a 1.231 slugging pct...three of those homers came in three consecutive games, July 16-18...was batting .351 with 8 HR and 21 RBI on May 4 when he was hit by a Mark Gubicza pitch, fracturing the ulna bone in his right forearm...was leading the league in on-base pct. (.479), was fifth in slugging (.660) and sixth in batting at the time of the injury...made a three-game rehab appearance at Edmonton before returning to Oakland June 25 and had his fourth two-homer game of the season two days later at California...batted a combined .327 in July and August with 11 HR and 37 RBI but then hit .213 in September to finish the year at .304...average never dropped below .300 after April 11...was the A's regular third baseman, committing just two errors in his first 57 games...then made eight in his final 57 and finished with a .969 fielding percentage which was fourth best among A.L. third baseman...hit .300 or better against six teams, including .426 vs. Texas...batted .356 vs. left handed pitching.

CAREER: 1987—after the June draft reported to Medford of the Northwest League...hit .286 and led the club with 49 RBI's...also topped the league with 7 sacrifice flies. **1988**—first full season of professional baseball...played the full year at Madison and finished second in the Midwest League with a .304 average...topped his club in average, runs (82) hits (153) and doubles (28). **1989**—moved up to Double-A Huntsville...continued to have success with the bat hitting .271 in 128 games...also had 31 extra-base hits and knocked in 60 runs. **1990**—outstanding offensive year in his second season at Double-A Huntsville...finished in the top five of nine different Southern League offensive categories...led the league in hits (162), doubles (39) and total bases (274)...tied for the league lead in games played (142)...Scott's 23 homers were third best in the loop and topped the A's Player Development System...also finished third in runs scored (94) and fifth in RBI's (88)...was the Stars shortstop for much of the season (100 games) but also saw duty at second base (42 games) and third base (1 game)...named to the Southern League All-Star squad as a utility player. **1991**—after hitting .286 in 65 games for Tacoma to open the year Scott was brought up to Oakland August 4th...his debut at the Coliseum August 7th vs. Seattle was a memorable one...his professional experience in the outfield consisted of three games at Madison (A) in 1988 before he started for the A's in right field that day...doubled off the Mariners' Brian Holman in his first at-bat and then homered off Holman in his second at-bat...finished the day 2 for 4 with an RBI and four putouts in right field...went on to start 17 games for the A's... 10 in the outfield and 7 at third base...also made 18 appearances at second base. **1992**—rode the shuttle between Tacoma and Oakland for much of the season...used at several different positions during his time in Oakland as Scott

made 11 starts in the outfield, 7 at third base and 3 at first base when McGwire was out injured...also appeared in one game at shortstop...after a brilliant spring where he hit .360 with a club high 27 hits Scott was on the opening night roster...but appeared in just 7 games before he went on the disabled list April 18th with a bruised left hip...came back May 12th and appeared in 7 games before being optioned to Tacoma for the first time, May 27th...returned to the A's about 5 weeks later, July 6th in Cleveland...after flying all day met the A's in Cleveland and recorded 4 hits including 2 homers and 3 RBI...just prior to the break was felled by a viral infection and went on the disabled list for a second time...when finally healthy again was optioned back to Tacoma August 3rd...returned to the A's 3 weeks later, August 24th and spent the balance of the year with the Athletics...was not on the A's 25 man roster for the ALCS vs. Toronto. **1993**—for the third consecutive season split his year between Tacoma of the Pacific Coast League and the Athletics...opened the year in Oakland but was optioned to Tacoma on May 5th after hitting .212 in 13 games...returned to the A's June 14th but after going 5 for 42 in his second stint was sent back down to Tacoma on July 4th...was hitting .297 for Tacoma when the A's called again on August 15th and this time Scott stayed in Oakland...was 3 for his first 21 in August and his average slipped to a season low .156...turned things around from that point on as with increased playing time hit .345 (38 for 110) over his final 35 games to raise his season average 93 points to a final mark of .249...set a career high with 5 RBI at Minnesota September 15th and that same night Ruben Sierra knocked in 5 runs...it was the first time in Oakland history two players had 5 or more RBI in the same game...was another versatile member on the A's roster as Scott started games at 6 different positions plus the designated hitter spot...started 5 games at first base, 7 at third base, 1 at shortstop, 5 in leftfield, 30 in centerfield, 5 in rightfield and 1 as the A's DH. **1994**—spent his first full season in the majors and with the exception of a stint on the disabled list was the A's everyday third baseman...was the starter at third for 89 of the 114 games...went on the disabled list June 8th after he suffered a hairline fracture to his left thumb during a slide at second base...wound up missing 16 games until he returned June 26th...following his injury picked up his homer and RBI pace as in his last 40 games, Brosius belted nine homers and knocked in 23 runs...just three days after his return, belted one of the most dramatic game-winning homers of the season when he broke up a 0-0 game with a 9th inning shot to defeat Finley and the Angels 1-0 June 29th at the Coliseum...hit his first career grand slam off Boston's Sele on July 16th at the Coliseum and went on to tie his career bests when he hit his second HR of the game to knock in five runs for the afternoon...July wound up as Scott's best overall month as he hit .264 with six HR and 14 RBI in 25 games...on the year his .344 average with two outs and runners in scoring position was third on the club and he was one of the top hitters on the team late in the game as he hit .299 from the 7th inning on. **1995**—spent his second full season at the major league level and posted then career highs in every offensive category except RBI and steals...batted at every position in the order but received most of his playing time in the seven spot (36 for 148, .243)...began the season as the A's starting third baseman but by the end of the year had played every position except pitcher and catcher and had started at least one game at six different positions (50 at 3B, 19 in CF, 17 in RF, 14 at 1B, 3 in LF and 2 at 2B)...of his 50 starts at third base, 36 came in the A's first 48 games...hit .297 in May and was batting .267 through June 20 when a 5 for 49 (.102) slump dropped his average 41 points...continued his streak hitting by going on a 47 for 131 (.359) tear from July 14 to August 26 to boost his average to the .279 mark before a career long 0 for 30 slump helped lower his average to a season ending .262...best month of the season was August when he hit .330 (31 for 94) with 10 of his 17 HR and 23 of 46 RBI...hit .294 (57 for 194) after the ASB with 12 of his 17 HR and 32 of his 46 RBI...had 15 in RBI in his first 71 games before driving in 21 runs in an 18 game span from July 22 to August 14...tied a club record with two triples on May 20 at Kansas City...had five consecutive two-hit

DID YOU KNOW...

That Alfredo Griffin holds the Oakland A's record for consecutive games played. He played in 347 consecutive games from April 9, 1985 through April 30, 1987.

games in late July (10 for 22, .455) and finished third on the club with 35 multiple hit games...hit 5 HR against Boston, including 4 in a four-game series August 24-27.

PERSONAL/MISCELLANEOUS: Starred in football, basketball and baseball at Rex Putnam High School (Milwaukie, Oregon)...after graduating from high school in 1984 attended Linfield College in McMinnville, Oregon for three years...signed by current A's Director of Scouting Grady Fuson...had never seen a major league game until his first spring training with the A's organization in 1988...currently makes his winter home in McMinnville, Oregon with his wife, Jennifer, and their children, Allison, Megan and David.

LIFETIME PLAYING RECORD

Year	Club	AVG.	G	AB	R	H	2B	3B	HR	RBI	BB	SO	SB	CS
1987	Medford	.286	65	255	34	73	18	1	3	49	26	36	5	2
1988	Madison	.304	132	504	82	153	28	2	9	58	56	67	13	12
1989	Huntsville	.271	128	461	68	125	22	2	7	60	58	62	4	6
1990	Huntsville	.296	142	547	94	162	39	2	23	88	81	81	12	3
	Tacoma	.143	3	7	2	1	0	1	0	0	1	3	0	0
1991	Tacoma	.286	65	245	28	70	16	3	8	31	18	29	4	2
	OAKLAND	.235	36	68	9	16	5	0	2	4	3	11	3	1
1992	Tacoma	.237	63	236	29	56	13	0	9	31	23	44	8	5
	OAKLAND	.218	38	87	13	19	2	0	4	13	3	13	3	0
1993	Tacoma	.297	56	209	38	62	13	2	8	41	21	50	8	5
	OAKLAND	.249	70	213	26	53	10	1	6	25	14	37	6	0
1994	OAKLAND	.238	96	324	31	77	14	1	14	49	24	57	2	6
1995	OAKLAND	.262	123	389	69	102	19	2	17	46	41	67	4	2
1996	Edmonton	.625	3	8	5	5	1	0	0	0	3	1	0	0
	OAKLAND	.304	114	428	73	130	25	0	22	71	59	85	7	2
M.L. Totals		.263	477	1509	221	397	75	4	65	208	144	270	25	11

CAREER TRANSACTIONS: 1997 — Selected by the Oakland Athletics in 20th round of free agent draft, June 2. 1992 — On disabled list, April 18 to May 12; included rehabilitation disability assignment to Tacoma, May 6 to 12. On disabled list, July 13 to August 3; included rehabilitation disability assignment to Tacoma, July 27 to August 3. 1994 — On disabled list, June 8 to 26. 1996 — On disabled list, May 5 to June 25; included rehabilitation disability assignment to Edmonton, June 22 to 25.

BATTING BREAKDOWN

1996	AVG.	AB	H	HR	RBI	CAREER vs. TEAM	AVG.	AB	H	HR	RBI
.326	46	15	3	11	ANAHEIM	.257	144	37	6	25	
.273	33	9	1	6	BALTIMORE	.250	120	30	6	17	
.250	24	6	1	3	BOSTON	.192	120	23	8	15	
.233	43	10	2	7	CHICAGO	.218	124	27	3	12	
.269	26	7	2	6	CLEVELAND	.312	77	24	6	13	
.367	30	11	5	11	DETROIT	.281	114	32	7	19	
.333	30	10	0	5	KANSAS CITY	.250	124	31	0	14	
.370	27	10	2	4	MILWAUKEE	.200	90	18	4	10	
.208	24	5	0	0	MINNESOTA	.311	106	33	3	17	
.231	26	6	1	3	NEW YORK	.230	113	26	5	14	
.283	46	13	2	6	SEATTLE	.318	132	42	8	18	
.426	47	20	3	7	TEXAS	.359	145	52	7	19	
.308	26	8	0	2	TORONTO	.220	100	22	2	15	
.331	139	46	11	34	BEFORE ASB	.248	698	173	29	90	
.291	289	84	11	37	AFTER ASB	.276	811	224	36	118	
.312	221	69	15	42	HOME	.264	739	195	41	107	
.295	207	61	7	29	AWAY	.262	770	202	24	101	
.356	90	32	4	17	vs. LEFT	.254	461	117	20	67	
.290	338	98	18	54	vs. RIGHT	.267	1048	280	45	141	
.337	196	66	12	38	DAY	.270	610	165	30	83	
.276	232	64	10	33	NIGHT	.258	899	232	35	125	
.369	84	31	8	21	APRIL	.282	220	62	11	39	
.200	10	2	0	0	MAY	.246	199	49	3	17	
.250	20	5	2	5	JUNE	.202	178	36	9	17	
.343	99	34	7	21	JULY	.289	284	82	18	48	
.314	121	38	4	16	AUGUST	.279	337	94	19	52	
.213	94	20	1	8	SEPT/OCT	.254	291	74	5	35	

MAJOR LEAGUE FIELDING STATS

FIRST BASE

YEAR	PCT.	G	PO	A	E	TC	DP
1992	1.000	3	39	0	0	39	2
1993	1.000	11	68	2	0	70	7
1994	1.000	1	10	0	0	10	1
1995	.984	18	110	17	2	129	26
1996	1.000	10	37	2	0	39	1
Totals	.993	43	264	21	2	287	37

SECOND BASE

YEAR	PCT.	G	PO	A	E	TC	DP
1991	1.000	18	4	5	0	9	1
1995	1.000	3	3	4	0	7	1
Totals	1.000	21	7	9	0	16	2

THIRD BASE

YEAR	PCT.	G	PO	A	E	TC	DP
1991	1.000	7	3	10	0	13	1
1992	.957	12	8	14	1	23	0
1993	1.000	10	2	19	0	21	2
1994	.946	93	70	157	13	240	18
1995	.918	60	27	96	11	134	8
1996	.969	109	83	232	10	325	25
Totals	.954	291	193	528	35	756	54

SHORTSTOP

YEAR	PCT.	G	PO	A	E	TC	DP
1992	1.000	1	1	0	0	1	0
1993	.857	6	0	6	1	7	2
1995	1.000	3	2	2	0	4	1
Totals	.917	10	3	8	1	12	3

OUTFIELD

YEAR	PCT.	G	PO	A	E	TC	DP
1991	1.000	13	24	1	0	25	1
1992	1.000	20	20	1	0	21	0
1993	.991	46	103	2	1	106	0
1994	1.000	7	2	0	0	2	0
1995	.971	49	66	2	2	70	0
1996	1.000	4	8	0	0	8	0
Totals	.987	139	223	6	3	232	1

BROSIOUS' BEST
SEASON

AVG: .304 (1996)

H: 130 (1996)

HR: 22 (1996)

RBI: 71 (1996)

SB: 7 (1996)

HIT STREAK: 9, 4/23-5/2, 1996

CAREER GRAND SLAMS: 1, 7/16/94 vs. Boston

GAME

H: 4 (four times), last time: 8/18/96 vs. Baltimore

HR: 2 (eight times), last time: 6/27/96 at California

RBI: 5 (twice), last time: 7/16/94 vs. Boston

33

JOSE CANSECO

DH/OF



Jose Canseco

1997 Opening Day Age: 32

Born: Havana, Cuba, July 2, 1964

Bats: Right Throws: Right

Height: 6-4 Weight: 240

Major League Service: 11 years, 35 days

Obtained: Acquired from the Boston Red Sox with cash in exchange for pitcher John Wasdin, January 27, 1997

Contract Status: Second year of a two-year contract through 1997 with an option for 1998.

1996 HIGHLIGHTS — Injuries limited his playing time to 96 games, but he still responded with 28 HR and 82 RBI...had two separate stints on the disabled list, the first starting on April 24 with a right hip flex. muscle strain...made a two-game rehab appearance at Pawtucket before returning to Boston on May 9...homered twice against Oakland on May 20 and June 7 vs. Milwaukee, giving him 25 career multi-homer games...belted his fifth career grand slam on May 30 in Seattle...made 10 starts in the outfield, the last coming on May 22 in left field vs. Seattle...was named American League Player of the Week for June 3-9 after batting .385 with 4 HR and 11 RBI...hit 11 home runs in May and 10 in June, joining Jimmie Foxx as the only Red Sox with consecutive 10 homer months...injured his back during batting practice on July 26 in Minnesota and had surgery to remove fragments on August 1 at UMass Medical Center...was on the disabled until September 17 with a ruptured disc...hit .114 (4 for 35) after his return...finished second on the Red Sox with a .400 on-base percentage and .589 slugging percentage and was third with a .306 (37 for 121) average from the seventh inning on.

CAREER: 1982—drafted by the A's in the 15th round...played with both Miami (Florida State League) and Idaho Falls (Pioneer League). 1983—split the season between Madison and Medford, both A-Level...despite leading the Northwest League in strikeouts with 78 at Medford, Jose was voted Best Hitting Prospect and Hitter With the Best Power in a league poll...was the All-Star designated hitter...played for the A's Arizona Instructional League Team and led the league in RBI (26) while tying for the lead in homers (4). 1984—led Modesto (A) with 15 homers and 73 RBIs...also drove home 13 game-winners...2nd on the team with 21 doubles...added 7 sacrifice flies and 74 walks...his long 2-run homer was the difference in Modesto's deciding divisional playoff game against Redwood as Modesto went on to take the league title...struck out 127 times in 116 games...had 17 assists and started 8 double plays from his outfield position. 1985—started the season in Double-A Huntsville, before being promoted to Triple-A Tacoma and finally to Oakland...in 58 games with the Stars, hit .318 with 25 home runs and 80 RBIs...promoted to Tacoma on July 2 and hit .525 in his first 16 games with the Tigers...finished stay at Tacoma with a .348 average, 11 homers and 47 RBIs in 60 games...earned a promotion to Oakland on September 2nd...made his major league debut September 2nd as a pinch hitter against Baltimore, striking out on three pitches...struck out 12 of first 24 at-bats...hit first homer on September 9th against Jeff Russell of Texas...belted second homer off Joel Davis of Chicago on September 21st, the 40th homer ever to reach the roof at Comiskey Park...his average hit a high mark of .324 September 28th vs. the White Sox before finishing at .302 with five homers and 13 RBI...for the year, Canseco had a total of 41 homers, 140 RBI and a .328 average...was named Minor League Player of the Year by *Baseball America*. 1986—had an outstanding season in his first full year in the majors...his impressive numbers were rewarded at the end of the season when he was voted the American League Rookie of the Year by both *The Sporting News* and the Baseball Writers Association of America...Jose got off to a good start and his average was at .268 on August 9th, but a 7 for 68 slump saw his average fall to .241...ended the season with a .240 mark with 33 homers and 117 RBIs...finished second in the league in RBIs, 4th in homers, and tied for second in GWRBIs with 14...set new Oakland record with 175 strikeouts for the year. 1987—followed up his AL Rookie of the Year campaign with another strong season...finished second on the club to McGwire with 31 homers, 296 total bases, 45 multiple-hit games and 113 RBIs...RBI total 6th best in the loop...the first Oakland Athletic to ever put together back-to-back 100-plus RBI seasons...leader on the club with 38 RBIs that either tied the game or put the A's in the lead...also led the A's with 162 hits...July was Canseco's top month of year as he hit .319 in the month with 8 homers and 28 RBI in 27 games...reached a personal milestone July 21st when he homered into the upper-deck center field bleachers at Tiger Stadium...the blast off Walt Terrell gave Jose at least one homer in every AL park after two full years in the major leagues...homered vs. every AL club in 1987. 1988—Jose had a brilliant season...became the charter member of the 40/40 club with 42 homers and 40 steals...named unanimously as the BBWAA American League Most Valuable Player, becoming only 7th player to earn that distinction and first in 15 years (last one was the A's Reggie Jackson)...named *The Sporting News* and Associated Press Player of the Year...led the major leagues in homers (42), RBIs (124) and slugging percentage (.569)...his RBI total set a new Oakland standard...also topped the AL in extra-base hits with 76...27 of his 42 homers either tied the game or put the A's in front...had the first three-homer game of his career at Toronto July 3rd...named to the AL starting lineup for the All-Star game in Cincinnati...was named on more ballots than any AL player...cracked his 100th career homer August 1st in Chicago off Melido Perez...hit .313 in the ALCS with 3 homers...opened the World Series with a grand slam off Belcher in Game 1, but that ended up being his only hit as he finished up hitting just .053 (1 for 19). 1989—missed the entire first half of the season (88 games) due to a stress fracture of the hook of the hamate bone in his left hand...had just 9 at-bats in Cactus League play before going down with the injury...had surgery on May 10 to repair the fracture...homered in just his fourth at-bat after his return...in fact had 5 homers in his first 9 games back...earned AL Player of the Week honors in late August with 5 homers and 14 RBI in a 6 game stretch...had 7 homers and

23 RBI in 25 September games...despite missing time with his injury still finished third on the club in homers and 4th in RBI...his .542 slugging percentage topped the A's...hit .294 in the ALCS vs. Toronto...belted one homer and that was the tremendous shot in Game #4 in the SkyDome off Flanagan...a blast that carried into the fifth deck...started the Series slowly vs. San Francisco going 0 for his first 7 but finished with 5 hits in his last 7 at-bats including a 3-run homer in Game #3 at Candlestick...ended the Fall Classic with a .357 average, the one homer plus 3 RBI and 4 walks. **1990**—despite a back problem (diagnosed as a slightly protruding disc in his lower back) that caused Jose to miss 31 games on the season he still produced a strong season...finished second on the club to McGwire with 37 homers and 101 RBI...his homer total the third best in the league behind Fielder and McGwire...reached 100 RBI for the fourth time in his career...went over the 100 figure on the next to the last day of the season...his final total of 101 the fourth best in the loop...his final slugging percentage of .543 was third best, trailing Fielder and another teammate, Rickey Henderson...he also topped A's outfielders with 7 assists from his position in rightfield...finished up just 3 for 23 in post season play with 1 homer and 3 RBI...was 2 for 11 in the ALCS starting all 4 games...and then was 1 for 12 (a homer in Game #2 in Cincinnati) in the Series...did not start Game #4 in Oakland when his back problems kicked up...for the month of May hit .353 with 13 homers and 35 RBI in 27 games...back problems forced Jose on the disabled list June 8th...he spent several days in traction and after 15 days returned to the lineup June 23rd vs. Chicago...in his first at-bat the White Sox' Jack McDowell hit Jose on the wrist and that was another injury that was slow to heal...named on more All-Star ballots than any player in baseball, Jose made his third All-Star appearance, second start, at the game in Chicago's Wrigley Field...prior to the addition of Harold Baines on August 29th Jose served as the A's DH in 41 games...played the DH role just twice after the trade for Baines...still Jose had more at-bats in the DH position (159) than anyone else on the club...wound up hitting .233 as the DH with 6 homers and 25 RBI. **1991**—belted 40 plus homers for the second time in his career, becoming the first Athletic since Jimmie Foxx to accomplish that feat...Canseco's 44 home runs tied him with Fielder for the top figure in baseball...his 122 RBI finished second to Fielder in the majors and was second best in Oakland history to his 124 in 1988...led the majors with one home run every 13.0 at bats...tied for the AL lead with one RBI per 4.7 at bats...led the majors with 28 HR and 76 RBI on the road, tying a club record for road home runs...was hitting .266 with 10 HR and 35 RBI on June 10 but over his last 100 games, hit 34 HR and knocked in 87 runs...homered at least twice vs. every AL club and had his best success against Toronto, hitting .346 with 7 HR and 18 RBI in 11 games...finished fourth in the A.L. MVP voting. **1992**—combined for 26 HR and 87 RBI in 119 games with Oakland and Texas...traded to the Rangers for Jeff Russell, Bobby Witt, Ruben Sierra and cash on August 31...made his Texas debut on September 4...was 11 for 30 (.367) in his first eight games but then hit .140 (6 for 43) over his last 14 games...tied for ninth in the American League in home runs...batted .312 as a designated hitter...tied a major league record with seven consecutive walks, August 4-5 at Texas...had five walks on the 4th which tied the Oakland mark. **1993**—was sidelined the final three months of the season after ligament reconstruction surgery on his right elbow on July 9...60 games, 10 home runs and 46 RBI were all the least of his career...made 48 starts in right field and nine as the DH...batted .338 with runners in scoring position...collected his 1000th career hit on May 2 vs. Milwaukee...made his first major league appearance on the mound on May 29 in a 15-1 loss at Boston (1.0 ip, 2 h, 3 r, 3 er, 3 bb, 33 pitches)...following that appearance, he started just one of the next 10 games due to back and right forearm/elbow problems...started the next nine games (5 in RF and 4 at DH) June 11-19 but had continued soreness and was put on the 15-day DL June 24...was examined by Dr. Frank Jobe on June 28 and was diagnosed with a complete tear of the

DID YOU KNOW...

That the A's are the only American League club to have three straight Rookies of the Year. Jose Canseco won the award in 1986, followed by Mark McGwire in 1987 and Walt Weiss in 1988. In the National League, the Los Angeles Dodgers won four straight awards from 1979-82 and five straight from 1992-96.

CANSECO, cont.

ular collateral ligament in his right elbow...Jobe and Texas orthopedist Dr. John Conway performed surgery July 9 in Los Angeles, during which time a tendon from his right forearm was used as a graft to reconstruct the ligament. **1994**—led the Rangers in games (111), at bats (429), runs (88), total bases (237), home runs (31), RBI (90) and slugging percentage (.552)...used only as a designated hitter and led A.L. DH's in games, runs, total bases, home runs and RBI while tying for first in walks...batted .323 with runners in scoring position and .408 with a runner on third...batted .333 after the sixth inning, the 10th best mark in the league...tied a Texas record with three home runs and eight RBI on June 13 vs. Seattle...his five hits in that game also tied the club record and his 14 total bases broke the mark...finished June with 28 RBI...added three two-homer games...homered in three straight games twice, April 15-17 and June 3-5...hit his 250th career home run on April 20 at Toronto, becoming the 16th player in M.L. history to reach that plateau before his 30th birthday...set a club record by reaching base in 10 consecutive plate appearances (7 H, 2 BB, 1 HBP) June 3-4 at Boston...scored 19 runs in an eight game span, June 3-13, tying his career best with four on June 5 at Boston. **1995**—opened the year as the Sox DH and played 12 games before he went on the disabled list May 17 with a right groin strain (retroactive to May 15)...aggravated a rib injury during batting practice May 25 and was out until June 20...was hitting .186 with 2 HR and 11 RBI on June 27 before hitting .355 with 18 HR and 52 RBI over his next 49 games...started 102 games, all at DH except for a September 28 appearance in right field at Milwaukee...tied a Boston record by homering in five straight games, August 21 to 25...that streak concluded a career high 16-game hitting streak, during which he hit .456 with 9 HR and 20 RBI...was hitless for one game, then hit safely in 17 straight, setting a new career best...hit his 300th career homer on September 11 at Baltimore off Jesse Orosco...batted .337 with runners in scoring position, including .380 with RISP and two outs.

PERSONAL/MISCELLANEOUS: Graduated from Coral Park Senior High School (Miami, FL) in 1982...batted .400 his senior year and was named to the All-Greater Miami Athletic Conference first team...his twin brother, Ozzie Canseco, also played for the A's and is currently an agent...resides in Ft. Lauderdale, Florida with his wife Jessica and daughter Josie .

LIFETIME PLAYING RECORD

Year	Club	AVG.	G	AB	R	H	2B	3B	HR	RBI	BB	SO	SB	CS
1982	Miami	.111	6	9	0	1	0	0	0	0	1	3	0	0
	Idaho Falls	.263	28	57	13	15	3	0	2	7	9	13	3	0
1983	Madison	.159	34	88	8	14	4	0	3	10	10	36	2	2
	Medford	.269	59	197	34	53	15	2	11	40	30	78	6	2
1984	Modesto	.276	116	410	61	113	21	2	15	73	74	127	10	6
1985	Huntsville	.318	58	211	47	67	10	2	25	80	30	55	6	0
	Tacoma	.348	60	233	41	81	16	1	11	47	40	66	5	0
	OAKLAND	.302	29	96	16	29	3	0	5	13	4	31	1	0
1986	OAKLAND	.240	157	600	85	144	29	1	33	117	65	175	15	7
1987	OAKLAND	.257	159	630	81	162	35	3	31	113	50	157	15	3
1988	OAKLAND	.307	158	610	120	187	34	0	42	124	78	128	40	16
1989	Huntsville	.207	9	29	2	6	0	0	0	3	5	11	1	0
	OAKLAND	.269	65	227	40	61	9	1	17	57	23	69	6	3
1990	OAKLAND	.274	131	481	83	132	14	2	37	101	72	158	19	10
1991	OAKLAND	.266	154	572	115	152	32	1	44	122	78	152	26	6
1992	OAKLAND	.246	97	366	66	90	11	0	22	72	48	104	5	7
	TEXAS	.233	22	73	8	17	4	0	4	15	15	24	1	0
1993	TEXAS	.255	60	231	30	59	14	1	10	46	16	62	6	6
1994	TEXAS	.282	111	429	88	121	19	2	31	90	69	114	15	8
1995	BOSTON	.306	102	396	64	121	25	1	24	81	42	93	4	0
	Pawtucket	.167	2	6	1	1	0	0	0	1	1	5	0	0
1996	BOSTON	.289	96	360	68	104	22	1	28	82	63	82	3	1
	Pawtucket	.200	2	5	0	1	0	0	0	0	0	3	0	0
M.L. Totals		.272	1341	5071	864	1379	251	13	328	1033	623	1349	156	67

CAREER TRANSACTIONS: **1982** — Selected by the Oakland Athletics in 15th round of free-agent draft, June 7. **1989** — On disabled list March 23 to July 13; included rehabilitation disability assignment to Huntsville, May 6 and June 28 to July 13. **1990** — On disabled list, June 8 to June 23. **1992** — On disabled list, July 1 to 16. Traded to the Texas Rangers for pitchers Jeff Russell and Bobby Witt, outfielder

CAREER TRANSACTIONS: 1982 — Selected by the Oakland Athletics in 15th round of free-agent draft, June 7. **1989** — On disabled list March 23 to July 13; included rehabilitation disability assignment to Hunstville, May 6 and June 28 to July 13. **1990** — On disabled list, June 8 to June 23. **1992** — On disabled list, July 1 to 16. Traded to the Texas Rangers for pitchers Jeff Russell and Bobby Witt, outfielder Ruben Sierra and cash, August 31. **1993** — On disabled list, June 24 to end of season. **1994** — Traded to the Boston Red Sox for outfielder Otis Nixon and infielder Luis Ortiz, December 9. **1995** — On disabled list, May 15 to June 20; included rehabilitation assignment to Pawtucket, June 18 to 20. Granted free agency, October 30; re-signed by Boston, December 6. **1996** — On disabled list, April 24 to May 9; included rehabilitation assignment to Pawtucket, May 7 to 8. On disabled list, July 26 to September 17. **1997** — Traded to the Oakland A's with cash for pitcher John Wasdin, January 27.

DIVISION SERIES RECORD

Year	Club/Opp.	AVG.	G	AB	R	H	2B	3B	HR	RBI	BB	SO	SB	CS
1995	BOS vs. CLE	.000	3	13	0	0	0	0	0	0	2	2	0	0

LEAGUE CHAMPIONSHIP SERIES RECORD

Year	Club/Opp.	AVG.	G	AB	R	H	2B	3B	HR	RBI	BB	SO	SB	CS
1988	OAK vs. BOS	.313	4	16	4	5	1	0	3	4	1	2	1	1
1989	OAK vs. TOR	.294	5	17	1	5	0	0	1	3	3	7	0	2
1990	OAK vs. BOS	.182	4	11	3	2	0	0	0	1	5	5	2	0
Totals		.273	13	44	8	12	1	0	4	8	9	14	3	3

WORLD SERIES RECORD

Year	Club/Opp.	AVG.	G	AB	R	H	2B	3B	HR	RBI	BB	SO	SB	CS
1988	OAK vs. L.A.	.053	5	19	1	1	0	0	1	5	2	4	1	0
1989	OAK vs. S.F.	.357	4	14	5	5	0	0	1	3	4	3	1	0
1990	OAK vs. CIN	.083	4	12	1	1	0	0	1	2	2	3	0	0
Totals		.156	13	45	7	7	0	0	3	10	8	10	2	0

ALL-STAR GAME RECORD

Year	Club/Site	AVG.	G	AB	R	H	2B	3B	HR	RBI	BB	SO	SB	CS
1986	A.L./Hou.													
1988	A.L./Cin.	.000	1	4	0	0	0	0	0	0	0	1	0	0
1989	A.L./Cal.													
1990	A.L./Chi. (N)	.000	1	4	0	0	0	0	0	0	1	1	1	0
1992	A.L./S.D.													
Totals		.000	2	8	0	0	0	0	0	0	1	2	1	0

BATTING BREAKDOWN

1996						CAREER					
AVG.	AB	H	HR	RBI	vs. TEAM	AVG.	AB	H	HR	RBI	
.375	16	6	2	5	ANAHEIM	.271	384	104	28	86	
.341	44	15	2	9	BALTIMORE	.284	430	122	26	81	
—	0	0	0	0	BOSTON	.297	306	91	26	69	
.259	27	7	2	8	CHICAGO	.249	389	97	25	85	
.283	46	13	3	7	CLEVELAND	.287	446	128	26	99	
.242	33	8	1	4	DETROIT	.276	380	105	20	62	
.320	25	8	2	6	KANSAS CITY	.256	355	91	15	53	
.417	12	5	2	5	MILWAUKEE	.279	326	91	19	72	
.235	17	4	0	3	MINNESOTA	.248	387	96	26	71	
.167	36	6	1	8	NEW YORK	.269	420	113	31	92	
.148	27	4	3	6	SEATTLE	.251	387	97	21	68	
.375	40	15	4	11	TEXAS	.272	375	102	26	77	
.417	12	5	1	3	TORONTO	.298	369	110	30	93	
.305	275	84	26	63	BEFORE ASB	.277	2732	756	191	570	
.235	85	20	2	19	AFTER ASB	.266	2339	623	137	463	
.312	170	53	17	41	HOME	.276	2426	669	157	486	
.268	190	51	11	41	AWAY	.268	2645	710	171	547	
.326	95	31	6	23	vs. LEFT	.288	1288	371	96	269	
.275	265	73	22	59	vs. RIGHT	.266	3783	1008	230	764	
.241	116	28	8	21	DAY	.275	1754	483	109	382	
.311	244	76	20	61	NIGHT	.270	3317	896	219	651	
.239	71	17	3	9	APRIL	.269	714	192	42	150	
.310	71	22	11	21	MAY	.270	904	244	61	181	
.336	113	38	10	28	JUNE	.280	815	228	65	175	
.329	70	23	4	19	JULY	.292	901	263	69	202	
—	0	0	0	0	AUGUST	.261	839	219	43	151	
.114	35	4	0	5	SEPT/OCT	.259	898	233	48	174	

CANSECO, cont.

MAJOR LEAGUE FIELDING STATISTICS

PITCHER

YEAR	PCT.	G	PO	A	E	TC	DP
1993	—	1	0	0	0	0	0

OUTFIELD

YEAR	PCT.	G	PO	A	E	TC	DP
1985	.951	26	56	2	3	61	1
1986	.958	155	319	4	14	337	1
1987	.975	130	263	12	7	282	3
1988	.978	144	304	11	7	322	3
1989	.976	56	119	5	3	127	2
1990	.995	88	182	7	1	190	2
1991	.965	131	245	5	9	259	0
1992	.985	90	195	5	3	203	3
1993	.970	49	94	4	3	101	2
1995	1.000	1	1	0	0	1	0
1996	1.000	11	17	1	0	18	0
Totals	.974	881	1795	56	50	1901	17

CANSECO'S BEST SEASON

AVG: .307 (1988)
 H: 187 (1988)
 HR: 44* (1991)
 RBI: 124* (1988)
 SB: 40 (1988)
 HIT STREAK: 17 games, 8/27-9/15, 1995
 CAREER GRAND SLAMS: 5, 5/30/96 at Seattle; 8/20/92 at New York; 7/5/91 at Kansas City; 9/15/91 at Toronto; 5/22/90 at Toronto

GAME

H: 5, 6/13/94 vs. Seattle
 HR: 3 (twice), last time: 6/13/94 vs. Seattle
 RBI: 8, 6/13/94 vs. Seattle

* Led league

6 FRANK CATALANOTTO IF



Frank John Catalanotto

1997 Opening Day Age: 22
 Born: Smithtown, New York, April 27, 1974
 Bats: Left Throws: Right
 Height: 6-0 Weight: 170
 Major League Service: None
 Obtained: Selected in the major league draft (Rule 5) from the Detroit organization, December 9, 1996.
 Contact Status: First year of a one-year contract through 1997.

1996 HIGHLIGHTS—His second consecutive season at Double-A Jacksonville and he was named as the second baseman on the Southern League post-season All-Star team...hit a team leading .298 for the Southern League Champions, which ranked eighth in the league...ranked second in the league in runs scored (105) and third in hits (148)...hit a career high 17 home runs, three more than his combined total from his previous four professional seasons...also drove in a career high 67 runs and stole a career best 15 bases...batted .342 in nine playoff games for Jacksonville...got off to a slow start as he was hitting .229 on May 18 before collecting eight consecutive hits...was 3 for 3 against Memphis and May 19 and 5 for 5 the next day against Orlando, upping his average 38 points to .267...hit .328 (113 for 344) from May 19 until the end of the season...including .359 in June...had his lone two-homer game of the season on May 1 against the A's affiliate in Huntsville...had a season high five RBI on August 24 vs. Carolina and ended up with 21 RBI in 28 games in the month...fared better at home where he hit .333 with 10 of his 17 HR compared to .266 on the road.

CAREER: 1992—assigned to Bristol of the Appalachian League and saw limited action...appeared in just 21 games and hit .200...spent most of his time at DH, appearing in nine games at second and one at first. **1993**—spent his second consecutive season at Bristol...average improved better than 100 points as he hit .307...ranked ninth in the league in batting and his team leading five triples tied for fifth best in the Appalachian League...appeared in 55 games, all at second base. **1994**—moved up to Fayetteville and was named as the second baseman on the South Atlantic League post-season All-Star team...hit a team leading .325 which ranked second in the league and was the best in the Tigers farm system...also topped the Detroit system with 149

hits which ranked fifth in the league...had a career high eight triples...fielded .973 at second base which tied for second best in the league. 1995—spent the entire season at Double-A Jacksonville...average dropped to .226, but his home run total of eight was two more than his previous three seasons combined...did lead Southern League second baseman with a .974 fielding percentage, 681 total chances, 411 assists and 98 double plays...was second on the Suns in runs scored (66) and triples (5) and third in hits (111) and steals (13).

PERSONAL/MISCELLANEOUS: Graduated from East HS in Smithtown, New York in 1992...signed with the Detroit organization out of high school after being selected in the 10th round of the June, 1992 draft...resides in Smithtown, New York.

LIFETIME PLAYING RECORD

Year	Club	AVG.	G	AB	R	H	2B	3B	HR	RBI	BB	SO	SB	CS
1992	Bristol	.200	21	50	6	10	2	0	0	4	8	8	0	1
1993	Bristol	.307	55	199	37	61	9	5	3	22	15	19	3	6
1994	Fayetteville	.325	119	458	72	149	24	8	3	56	37	54	4	5
1995	Jacksonville	.226	134	491	66	111	19	5	8	48	49	56	13	8
1996	Jacksonville	.298	132	497	105	148	34	6	17	67	74	69	15	14

CAREER TRANSACTIONS: 1992 — Selected by the Detroit Tigers organization in the 10th round of the free agent draft, June 2. 1996 — Selected by the Oakland Athletics in the major league draft (Rule 5), December 9.

54

BOBBY CHOUINARD**RHP**

Robert William Chouinard

1997 Opening Day Age: 24

Born: Manilla, Philippines, May 1, 1972

Bats: Right **Throws:** Right

Height: 6-1 **Weight:** 172

Major League Service: 79 days

Obtained: Acquired from the Baltimore Orioles with RHP Allen Plaster in exchange for OF Harold Baines, January 14, 1993.

Contact Status: First year of a one-year contract through 1997.

1996 HIGHLIGHTS — Spent the majority of his season in the starting rotation at Edmonton but also had a two month stint in the rotation in Oakland...won his first five decisions with the Trappers and was 5-1 with a 2.79 ERA in eight starts when the A's called on May 22...made his major league debut in a start at Baltimore on May 26 and took the loss...also lost his second start and after three straight no decisions in A's victories, was 0-2 with a 6.95 ERA...picked up his first major league win on June 22 vs. Toronto, his first of four consecutive wins...compiled a 5.08 ERA over that five start span from June 22-July 16...then had a no decision vs. Texas on July 21 and was sent back to Edmonton the next day...except for one relief appearance in Oakland in August, Bobby remained at Edmonton where he was 10-2 with a 2.77 ERA...his 10 wins tied Willie Adams for the Edmonton lead...then went 1-0 in two playoff starts, compiling a 0.66 ERA...returned to Oakland following the playoffs and made another relief appearance...yielded just one home run in his first five starts (22.0 ip) with the A's before allowing nine in his next six (32.2 ip)...A's were 8-3 in his starting assignments...opponents hit .316 (75 for 237) off Chouinard, but lefties hit just .241 (28 for 116)...opponents hit .230 (14 for 61) with runners in scoring position including .154 (4 for 26) with RISP and two outs.

CAREER: 1990—made his pro debut with Bluefield of the rookie Appalachian League and was 2-5 with a 3.70 ERA...lost his first five decisions over eight starts before tossing consecutive complete game victories, August 24 and 29. 1991—began the season in extended spring training and was sent to Kane County (A) on June 4...went 2-4 with a 4.64 ERA and was sent to Bluefield

CHOUINARD, cont.

(Rookie) on July 5...tossed eight shutout innings in his Bluefield debut, striking out 11, and went on to win his first five starts...combined for a 7-5 mark with a 4.05 ERA in 12 starts. **1992**—spent the entire season at Kane County where he finished second on the club with 10 wins and third with a career-best 112 strikeouts...led the Midwest League with a 2.08 ERA and nine complete games, both tops in the Orioles' farm system. **1993**—obtained by the A's along with RHP Allen Plaster in exchange for OF Harold Baines on January 14...spent the year at Single-A Modesto where he led the club with 145.2 innings pitched...was second with 24 starts and tied for second with 8 wins...was named California League Pitcher of the Week, May 30-June 5. **1994**—spent his second consecutive season at Modesto where he posted a 12-5 mark with a 2.59 ERA, both second best on the club...also picked up three saves as he made the first nine relief appearances of his career...ranked third in the league in ERA and his win total tied for fifth...allowed just five home runs in 145.2 innings...was the starting pitcher for the North squad in the Cal League All-Star Game and had a no decision...had a scoreless streak of 25.2 innings snapped on June 25. **1995**—was promoted to Double-A Huntsville where he led the Stars with a career high 14 wins...that also topped the A's minor league system and was second most in Double-A...compiled a 3.62 ERA which was good enough for fifth best among A's minor league starters...led the Southern League with 29 starts, tied for second with 14 wins and was fifth with 166.2 innings pitched...was named the Southern League Pitcher of the Week for April 14-20 after tossing a three-hit, 1-0 shutout at Chattanooga, April 19.

PERSONAL/MISCELLANEOUS: Graduated from Forest Grove HS in 1990 and was a first team All-State selection his senior season...played for the 1989 Forest Grove World Champion Babe Ruth team...hobbies include golf...Bobby and his wife Erica reside in Forest Grove, Oregon in the off-season.

LIFETIME PITCHING RECORD

Year	Club	W	L	ERA	G	GS	CG	SHO	SV	IP	H	R	ER	BB	SO
1990	Bluefield	2	5	3.70	10	10	2	1	0	56.0	61	34	23	14	30
1991	Kane County	2	4	4.64	6	6	1	0	0	33.0	45	24	17	5	17
	Bluefield	5	1	3.48	6	6	0	0	0	33.2	44	19	13	11	31
1992	Kane County	10	14	2.08	26	26	9	2	0	181.2	151	60	42	38	112
1993	Modesto	8	10	4.26	24	24	1	0	0	145.2	154	75	69	56	82
1994	Modesto	12	5	2.59	29	20	0	0	3	145.2	147	53	42	32	74
1995	Huntsville	14	8	3.62	29	29	1	1	0	166.2	155	81	67	50	106
1996	Edmonton	10	2	2.77	15	15	0	0	0	84.1	70	32	26	24	45
	OAKLAND	4	2	6.10	13	11	0	0	0	59.0	75	41	40	32	32
M.L. Totals		4	2	6.10	13	11	0	0	0	59.0	75	41	40	32	32

CAREER TRANSACTIONS: **1990**—Selected by the Baltimore Orioles organization in the 5th round of the free agent draft, June 4. **1993**—Traded with pitcher Allen Plaster to the Oakland organization for outfielder Harold Baines, January 14.

PITCHING BREAKDOWN

1996		CAREER														
ERA	W	L	SV	G	IP	H	ER	vs. TEAM	ERA	W	L	SV	G	IP	H	ER
5.06	1	0	0	1	5.1	5	3	ANAHEIM	5.06	1	0	0	1	5.1	5	3
5.19	0	1	0	2	8.2	11	5	BALTIMORE	5.19	0	1	0	2	8.2	11	5
—	0	0	0	0	0.0	0	0	BOSTON	—	0	0	0	0	0.0	0	0
—	0	0	0	0	0.0	0	0	CHICAGO	—	0	0	0	0	0.0	0	0
11.25	0	0	0	1	4.0	7	5	CLEVELAND	11.25	0	0	0	1	4.0	7	5
5.06	0	0	0	1	5.1	10	3	DETROIT	5.06	0	0	0	1	5.1	10	3
—	0	0	0	0	0.0	0	0	KANSAS CITY	—	0	0	0	0	0.0	0	0
—	0	0	0	0	0.0	0	0	MILWAUKEE	—	0	0	0	0	0.0	0	0
0.00	0	0	0	1	2.2	3	0	MINNESOTA	0.00	0	0	0	1	2.2	3	0
7.20	0	1	0	1	5.0	7	4	NEW YORK	7.20	0	1	0	1	5.0	7	4
4.61	1	0	0	3	13.2	14	7	SEATTLE	4.61	1	0	0	3	13.2	14	7
8.68	1	0	0	2	9.1	12	9	TEXAS	8.68	1	0	0	2	9.1	12	9
7.20	1	0	0	1	5.0	6	4	TORONTO	7.20	1	0	0	1	5.0	6	4

1996								CAREER								
ERA	W	L	SV	G	IP	H	ER	vs. TEAM	ERA	W	L	SV	G	IP	H	ER
6.18	2	2	0	8	39.1	52	27	BEFORE ASB	6.18	2	2	0	8	39.1	52	27
5.95	2	0	0	5	19.2	23	13	AFTER ASB	5.95	2	0	0	5	19.2	23	13
5.11	3	1	0	5	24.2	27	14	HOME	5.11	3	1	0	5	24.2	27	14
6.82	1	1	0	8	34.1	48	26	AWAY	6.82	1	1	0	8	34.1	48	26
5.40	3	2	0	7	36.2	41	22	DAY	5.40	3	2	0	7	36.2	41	22
7.25	1	0	0	6	22.1	34	18	NIGHT	7.25	1	0	0	6	22.1	34	18
—	0	0	0	0	0.0	0	0	APRIL	—	0	0	0	0	0.0	0	0
9.00	0	1	0	1	5.0	8	5	MAY	9.00	0	1	0	1	5.0	8	5
6.26	2	1	0	6	27.1	38	19	JUNE	6.26	2	1	0	6	27.1	38	19
6.45	2	0	0	4	22.1	25	16	JULY	6.45	2	0	0	4	22.1	25	16
0.00	0	0	0	1	3.2	3	0	AUGUST	0.00	0	0	0	1	3.2	3	0
0.00	0	0	0	1	0.2	1	0	SEPT/OCT	0.00	0	0	0	1	0.2	1	0

MAJOR LEAGUE FIELDING TOTALS

PITCHER

YEAR	PCT.	G	PO	A	E	TC	DP
1996	1.000	13	3	13	0	16	3
Totals	1.000	13	3	13	0	16	3

CHOUINARD'S BEST

SEASON

W: 4 (1996)

SV: —

CG: —

ERA: 6.10 (1996)

G: 13 (1996)

IP: 59.0 (1996)

SO: 32 (1996)

LONGEST WINNING STREAK: 4, 6/22/96 to present

LONGEST LOSING STREAK: 2, 5/26-6/1, 1996

GAME

LOW HIT CG: —

IP: 7.0, 7/3/96 at Seattle

SO: 5 (twice), last time: 7/3/96 at Seattle

47

STEVE COX

IF



Charles Steven Cox

1997 Opening Day Age: 22

Born: Delano, California, October 31, 1974

Bats: Left Throws: Left

Height: 6-4 Weight: 223

Major League Service: None

Obtained: Oakland's 5th round selection in the June, 1992 free agent draft.

Contract Status: First year of a one-year contract through 1997.

1996 HIGHLIGHTS — After being named the A's Organizational Player of the Year in 1995 while at Modesto, Steve spent the 1996 season at Double-A Huntsville...batted .281, which ranked second among Stars regulars and 10th in the A's farm system...the first baseman added 12 HR and 61 RBI...started the season 11 for 48 (.229), but then hit .294 in May with 20 RBI in 29 games...that included his lone two homer game of the season on May 12 in a 10-6 win against Birmingham...was hitting .282 on June 9 before a 12 for 79 (.152) skid dropped his average 35 points...then put together a 20-game hitting streak (29 for 75, .387, 16 RBI) and hit safely 24 of his final 25 games...finished July with a .315 average and was hitting .400 in August when his season ended early on the 8th after suffering a back injury.

CAREER: **1992**—played for the Arizona League (Rookie) champion Scottsdale A's in his first season in professional baseball...led the club and finished second in the league in RBI (35) despite hitting just .234 with one homer. **1993**—was in extended spring training in Arizona before being transferred to Southern Oregon, the A's short-season Class A affiliate in the Northwest League...appeared in just 15 games before injuring his right hand and going on the disabled list from July 23 through the end of the season...hit .316 and drove in 16 runs in those 15 games. **1994**—another season interrupted

COX, cont.

by injury as Steve fractured his right orbital bone and was on the disabled list from May 28 through July 3...was hitting .248 at the time with 3 HR and 15 RBI...for the season, appeared in 99 games for West Michigan, batting .241 with 6 HR and 32 RBI...made his only professional appearances at a position other than first base with eight games in the outfield. **1995**—a banner season for the Modesto first baseman who was named Oakland's Organizational Player of the Year by *Baseball America* and the A's Minor League Player of the Year by the A's Player Development Department...was named to the California League post-season All-Star team as he led the league with 30 HR and 110 RBI...was second in all of minor league baseball in RBI, tied for sixth in home runs, tied for seventh in extra base hits (62) and tied for 8th in total bases (269)...he was second in the Cal League in extra base hits, total bases and walks (84), third in runs (95) and on-base percentage (.409) and fifth in slugging (.557)...finest game came on June 27 vs. Bakersfield when he hit three homers, doubled and drove in eight runs...had a 15-game hitting streak in August (22 for 57, .386)...batted .373 (41 for 110) with 9 HR and 34 RBI over the final 28 games of the season to finish the year at a season high .298...hit .333 in the post-season with three doubles and four walks in three games.

PERSONAL/MISCELLANEOUS: Graduated from Monache High School in 1992...currently resides in Strathmore, California...was signed by Craig Wallenbrock.

LIFETIME PLAYING RECORD

Year	Club	AVG.	G	AB	R	H	2B	3B	HR	RBI	BB	SO	SB	CS
1992	Scottsdale	.234	52	184	30	43	4	1	1	35	27	51	2	1
1993	Southern Oregon	.316	15	57	10	18	4	1	2	16	5	15	0	0
1994	West Michigan	.241	99	311	37	75	19	2	6	32	41	95	2	6
1995	Modesto	.298	132	483	95	144	29	3	30	110	84	88	5	4
1996	Huntsville	.281	104	381	59	107	21	1	12	61	51	65	2	2

CAREER TRANSACTIONS: 1992 — Selected by the Oakland Athletics organization in the 5th round of the free agent draft, June 2.

58

CARL DALE

RHP



James Carl Dale

1997 Opening Day Age: 24

Born: Indianapolis, Indiana, December 7, 1972

Bats: Right **Throws:** Right

Height: 6-2 **Weight:** 215

Major League Service: None

Obtained: Acquired from the St. Louis Cardinals with Bret Wagner, Jay Witasick and Allen Battle in exchange for Todd Stottlemyre, January 9, 1996.

Contract Status: First year of a one-year contract through 1997.

1996 HIGHLIGHTS — Spent the entire season at Single-A Modesto in his first year in the A's organization...first two appearances of the season were in relief but he finished the season with 24 consecutive starts...led the Modesto pitching staff with 102 strikeouts and was second with 128.1 innings pitched...did not pitch more than six innings in any of his first 13 starts but pitched at least six innings in 9 of his final 11 starts...was 3-0 in four May starts with a 3.32 ERA...struggled in June, losing his only decision and posting a 8.55 ERA before going 5-1 with a 3.07 ERA over his final 11 starts...that streak started with six shutout innings against Bakersfield on July 4 when he allowed four hits and two walks while striking out six...pitched six no-hit innings in a 7-1 win against Lake Elsinore on August 6 but walked six...fanned a season high seven in his final regular season start on August 28 vs. High Desert...was 6-1 with a 3.35 ERA in 16 games, 14 starts at Modesto and 2-1

with a 5.60 mark in 10 games, all starts, on the road...made one post-season start and took the loss, allowing eight runs in 2.2 innings.

CAREER: 1994—began his career with the New York-Penn League Champion New Jersey Cardinals and made 15 starts...was 2-7 with a 4.56 ERA...allowed just two home runs in 73.0 innings...tied for the league lead in games started...led the Cardinals with 75 strikeouts. 1995—spent the entire season at Peoria of the Midwest League and was used exclusively as a starter for the second consecutive year...led the Chiefs in innings pitched (143.2)...finished the year 9-9 but ranked seventh in the Midwest League with a 2.94 ERA.

PERSONAL/MISCELLANEOUS: Graduated from Cookeville HS in 1991...attended Winthrop University...originally drafted by St. Louis in the 2nd round of the June, 1994 free agent draft...resides in Cookeville, Tennessee during the off-season.

LIFETIME PITCHING RECORD

Year	Club	W	L	ERA	G	GS	CG	SHO	SV	IP	H	R	ER	BB	SO
1994	New Jersey	2	7	4.56	15	15	0	0	0	73.0	79	44	37	38	75
1995	Peoria	9	9	2.94	24	24	2	1	0	143.2	124	66	47	62	104
1996	Modesto	8	2	4.28	26	24	0	0	0	128.1	124	79	61	72	102

CAREER TRANSACTIONS: 1994 — Selected by the St. Louis Cardinals organization in the 2nd round of the free-agent draft, June 2. 1996 — Traded to the Oakland Athletics along with pitchers Bret Wagner and Jay Witasick and outfielder Allen Battle for pitcher Todd Stottlemyre, January 9.

60

MATT DUNBAR

LHP



Matthew Marshall Dunbar

1997 Opening Day Age: 28

Born: Tallahassee, Florida, October 15, 1968

Bats: Left **Throws:** Left

Height: 6-0 **Weight:** 175

Major League Service: 54 days

Obtained: Signed as a free agent to a minor league contract, November 4, 1996.

Contract Status: First year of a one-year contract through 1997.

1996 HIGHLIGHTS — Pitched at three different levels in the Yankees farm system and was a combined 7-3 with a save and a 1.79 ERA in 49 games, eight starts...started the year at Double-A Norwich pitching in relief and did not allow an earned run in his first nine outings (7.2 ip)...was 1-1 with a save and a 1.47 ERA in 27 relief appearances when he was promoted to Triple-A Columbus on June 13...did not allow an earned run in his first six outings (12.1 ip) and was 2-0 with a 1.74 ERA in 14 relief appearances when he was converted to a starter...sent to Single-A Greensboro where he pitched seven shutout innings of two-hit baseball in his first start on July 23 at Delmarva...struckout a season high 10 in his next outing on July 29 vs. Hagerstown and was sent back to Norwich...pitched seven shutout innings and allowed four hits in his first Double-A start on August 3 vs. Canton-Akron...won his first three decisions and went 3-1 with a 2.03 ERA in six starts...was sent back to Columbus on September 2 and made one appearance in the playoffs, retiring the only batter he faced...combined at all three levels, he was 4-2 with a 2.00 ERA in eight starts and 3-1 with a 1.58 ERA in 41 relief appearances...allowed just four home runs in 105.1 innings pitched.

CAREER: 1990—began his career at Tampa of the Gulf Coast League and after picking up a save in three games, he was moved up to Oneonta...was 1-4 with a 4.15 ERA in 19 games, two starts, for the New York-Penn League champions. 1991—spent the entire season at Greensboro and made 24 appearances, two starts...was 2-2 with a 2.22 ERA, a save and a complete game...allowed just one home run in 44.2 innings. 1992—used exclusively in

DUNBAR, cont.

relief at Prince William of the Carolina League...compiled a 5-4 record with two saves and a 2.87 ERA. **1993**—began his second consecutive at Prince William but finished the year at Double-A Albany...was 6-2 with a 1.73 ERA and four saves in 49 relief appearances when he was promoted to Albany on July 26...won his only decision and posted a 2.66 ERA in 15 relief appearances...combined at both levels to go 7-2 with 4 saves and a 1.96 ERA in 64 games...went 2-0 with a 4.71 ERA for Aragua in the Venezuelan Winter League. **1994**—split his time between Albany and Triple-A Columbus...posted a combined 2-2 record with a 1.92 ERA and six saves in 53 games...ranked fourth in the organization in appearances and eighth in saves...pitched for Peoria in the Arizona Fall League and was 1-1 with two saves and a 3.32 ERA. **1995**—selected by Florida in the Rule 5 Draft and appeared in eight games before he was returned to the Yankees organization on May 25...was 0-1 with a 11.57 ERA in eight games with the Marlins...made his major league debut on April 25 vs. Los Angeles (0.1 ip, 1 h, 1 r)...finished the season at Columbus where he posted a 2-3 record and a 4.06 ERA in 36 relief appearances.

PERSONAL/MISCELLANEOUS: Graduated from Dunedin High School (Dunedin, Florida)...earned a degree in Political Science from Florida State University in 1990...originally drafted by the Yankees in the 25th round of the June, 1990 draft and was signed by New York scout Paul Turco...resides with his wife, Amy, in Tallahassee, Florida during the off-season.

LIFETIME PITCHING RECORD

Year	Club	W	L	ERA	G	GS	CG	SHO	SV	IP	H	R	ER	BB	SO
1990	Tampa	0	0	3.00	3	0	0	0	1	6.0	4	2	2	3	7
	Oneonta	1	4	4.15	19	2	0	0	0	30.1	32	23	14	24	24
1991	Greensboro	2	2	2.22	24	2	1	0	1	44.2	36	14	11	15	41
1992	Prince William	5	4	2.87	44	0	0	0	2	81.2	68	37	26	33	68
1993	Prince William	6	2	1.73	49	0	0	0	4	73.0	50	21	14	30	66
	Albany	1	0	2.66	15	0	0	0	0	23.2	23	8	7	6	18
1994	Albany	2	1	2.04	34	0	0	0	4	39.2	30	10	9	14	41
	Columbus	0	1	1.73	19	0	0	0	2	26.0	20	5	5	10	21
1995	FLORIDA	0	1	11.57	8	0	0	0	0	7.0	12	9	9	11	5
	Columbus	2	3	4.06	36	0	0	0	0	44.1	50	22	20	19	33
1996	Norwich	4	2	1.78	33	6	0	0	1	70.2	59	33	14	28	59
	Columbus	2	0	1.74	14	0	0	0	0	20.2	12	6	4	13	16
	Greensboro	1	1	1.93	2	2	0	0	0	14.0	6	3	3	4	19
M.L. Totals		0	1	11.57	8	0	0	0	0	7.0	12	9	9	11	5

CAREER TRANSACTIONS: **1990** — Selected by the New York Yankees organization in the 25th round of the free-agent draft, June 4. **1994** — Selected by the Florida Marlins in the Rule 5 major league draft, December 5. **1995** — Returned to the New York Yankees organization, May 25. **1996** — Granted free agency, October 15; signed by the Oakland Athletics organization, November 4.

PITCHING BREAKDOWN

1996	ERA	W	L	SV	G	IP	H	ER	CAREER vs. TEAM	ERA	W	L	SV	G	IP	H	ER
—	0.0	0	0	0	0	0.0	0	0	COLORADO	—	0	0	0	0	0.0	0	0
—	0.0	0	0	0	0	0.0	0	0	LOS ANGELES	27.00	0	0	0	1	0.1	1	1
—	0.0	0	0	0	0	0.0	0	0	SAN DIEGO	—	0	0	0	0	0.0	0	0
—	0.0	0	0	0	0	0.0	0	0	SAN FRANCISCO	0.00	0	0	0	1	1.0	1	0
—	0.0	0	0	0	0	0.0	0	0	BEFORE ASB	11.57	0	1	0	8	7.0	12	9
—	0.0	0	0	0	0	0.0	0	0	AFTER ASB	—	0	0	0	0	0.0	0	0
—	0.0	0	0	0	0	0.0	0	0	HOME	16.62	0	1	0	5	4.1	9	8
—	0.0	0	0	0	0	0.0	0	0	AWAY	3.38	0	0	0	3	2.2	3	1
—	0.0	0	0	0	0	0.0	0	0	DAY	0.00	0	0	0	2	2.1	2	0
—	0.0	0	0	0	0	0.0	0	0	NIGHT	17.35	0	1	0	6	4.2	10	9
—	0.0	0	0	0	0	0.0	0	0	APRIL	6.75	0	0	0	2	1.1	2	1
—	0.0	0	0	0	0	0.0	0	0	MAY	12.71	0	1	0	6	5.2	10	8
—	0.0	0	0	0	0	0.0	0	0	JUNE	—	0	0	0	0	0.0	0	0
—	0.0	0	0	0	0	0.0	0	0	JULY	—	0	0	0	0	0.0	0	0
—	0.0	0	0	0	0	0.0	0	0	AUGUST	—	0	0	0	0	0.0	0	0
—	0.0	0	0	0	0	0.0	0	0	SEPT/OCT	—	0	0	0	0	0.0	0	0

MAJOR LEAGUE FIELDING TOTALS

PITCHER

YEAR	PCT.	G	PO	A	E	TC	DP
1995	1.000	8	0	3	0	3	1
Totals	1.000	8	0	3	0	3	1

DUNBAR'S BEST

SEASON

W: —

SV: —

CG: —

ERA: 11.57 (1995)

G: 8 (1995)

IP: 7.0 (1995)

SO: 5 (1995)

LONGEST WINNING STREAK: —

LONGEST LOSING STREAK: 1, 5/11/95 to present

GAME

LOW HIT CG: —

IP: 1.1 (twice), last time: 5/7/95 at Montreal

SO: 2 (twice), last time: 5/7/95 at Montreal

8

BRENT GATES

2B



Brent Robert Gates

1997 Opening Day Age: 27

Born: Grand Rapids, Michigan, March 14, 1970

Bats: Switch Throws: Right

Height: 6-1 Weight: 191

Major League Service: 3 years, 152 days

Obtained: Oakland's 1st round selection (26th pick overall) in the June, 1991 free-agent draft.

Contract Status: First year of a one-year contract through 1997.

1996 HIGHLIGHTS — Missed a significant portion of the season because of an injury for the second time in the last three years...suffered a fractured left tibia on June 15 vs. Milwaukee when he fouled a pitch off his leg and missed the remainder of the season...missed a total of 47 games in 1994 with a thumb and knee injury...was batting .286 on April 14 when he went into a career worst 0 for 17 slump...that began a 20-game stretch where he hit just .152 (10 for 66), dropping his average to .209 on May 6...his struggles against left handers contributed to his slump as he started the season 1 for 26 against south paws...then hit safely in 23 of his final 32 games (41 for 132, .311) and was leading the team with 19 doubles at the time of his injury...the switch hitter ended up batting .182 against left handers, more than 100 points below his .286 mark against right handers...struggled defensively early on, committing seven errors in his first 22 games...then made just two in his final 42, but still finished with a career low .973 fielding percentage...batted .197 with runners in scoring position but still managed to drive in 30 runs in his 64 games...spent most of his season batting second and had his best success there, hitting .289 (52 for 180)...hit .299 in innings 1-6 and .188 from the seventh inning on.

CAREER: 1991—hit .189 in the first 11 games of his pro career at Southern Oregon but over the remainder of the summer hit at a .305 pace to finish at .288...named the league's All-Star shortstop and, in a vote of league managers, was named the fourth best prospect, the second best position player in the league...following the conclusion of Southern Oregon's season was moved to Madison in August and in four games for the Muskies picked up 4 hits in 12 at-bats. **1992**—spent the full season playing second base at Modesto of the California League and put together an All-Star season...finished sixth in the league and led his club with a .321 average...average had slipped to .262 on July 5th but he then hit safely in a Cal League record and a 1992 professional baseball best 35 consecutive games from July 6th to August 11th...during the streak Gates hit .433 (61 for 141) and raised his average 54 points to .316...wound up hitting safely in 39 of his last 40 and in 49 of his final 54 games to finish at .321...batted a combined .372 for July and August...also finished second in the league in doubles (39), fourth in hits (162) and walks (85), fifth in toughest to fan (one strikeout every 10.05 plate appearances), and tenth in

both on-base percentage (.414) and slugging percentage (.465)...playing his first full year at second base, Gates fielded at a .970 clip...after the season he was named to the California League All-Star squad and as the third best prospect in the league by *Baseball America*...a member of the A's Fall Instructional League club, Gates had his season end in Arizona on September 29th when he fractured his sternum in a collision at home plate. **1993**—started the year at Huntsville (AA) but by the end of the season was a legitimate candidate for Rookie of the Year honors in the American League...after just 12 games at Huntsville, where he hit .333 with 11 RBI, was bumped up to Tacoma (AAA)...played another 12 games at Tacoma and was hitting .341 when the A's called May 5th...made his major league debut at Fenway Park on May 5th and picked up two hits that night...his first hit was a single off Boston's John Dopson...despite missing the first 22 games of the A's season led the club in multi-hit games (49) and finished second to Sierra with 69 RBI...his RBI total was second only to Phil Garner's 74 in 1976 for RBI by an Oakland second baseman...fielding percentage of .981 was fifth best among league second basemen...made just six errors in his last 391 total chances...his first major league home run was off Kansas City's Gordon in KC on May 19th...finished the year off strong with multi-hit games in each of his last six contests...that hot streak to closeout the year pushed his average to a final mark of .290, an Oakland record for a switch hitter. **1994**—an injury marred season for the A's second baseman...his run of bad luck started in just the fourth game of the season on April 9th at Minnesota when Brent tore a ligament in his right thumb sliding at the plate which put him on the shelf for 23 games until May 5th...on May 22nd vs. Chicago, Gates made his first major league appearance at a position other than second with a start at first...had consecutive four hit games vs. Seattle on May 23 and 24, to set a club record with eight consecutive hits...the record tying performance came in the midst of a 12 game hitting streak for Gates that pumped his average all the way up to .390 on May 29th...kept his average over the .300 level until the last day of June...was hitting .288 at the All-Star break and then in the first inning of the third game after the break, July 16th vs. Boston, he suffered his second severe injury of the season trying to turn a doubleplay at second base...suffered a sprain of the left knee and the injury ended his season...was one of the top hitters on the club vs. lefthanded pitching as the switch hitter hit lefties at a .344 clip. **1995**—began the season in a reserve role but took over at second base on May 8 when Gallego moved to short to replace the injured Bordick...ended up starting 128 games at second including 126 of the last 133...committed four errors in his first 17 games at second but just 1 in his next 66 including a 43 game errorless streak...finished the season fourth among league second basemen with a .982 fielding percentage...struggled with the bat to start the season, batting .178 in May, and was hitting .192 as late as June 9...went 17 for his next 43 (.395) to raise his average 52 points and then hit .316 in August and finished the year at .254...had a career high 17 game hitting streak in August (26 for 70, .371)...that was part of a 41 game stretch where he upped his average from .226 to .265 by batting .337 (58 for 172)...finished with a .308 on-base percentage which was fourth lowest among A.L. regulars...his 11 sacrifice flies tied for 2nd in the league...hit .313 (5 for 16) with the bases loaded...batted in every spot in the order except cleanup and had his best success in the three spot, hitting .297 (47 for 158).

PERSONAL/MISCELLANEOUS: Graduated from Grandville HS (Michigan) in June, 1988...attended the University of Minnesota for three years...never missed a game during his Minnesota career, starting in 179 consecutive games...was the first member of the Minnesota team to hit better than .400 since Terry Steinbach hit .402 for the Gophers in 1982...Gates also finished up with a career .387 average to break Steinbach's career mark of .375...following his junior and final year at Minnesota, earned All-American status and was

DID YOU KNOW...

That Brent Gates had back-to-back four hit games on May 23 and 24, 1994 against Seattle. He became the first player in Athletics history to collect eight consecutive hits.

named the Big Ten Player of the Year...played shortstop for the 1989 Team USA club that played in the Intercontinental Cup Tournament in Puerto Rico...led that club with a .353 average...signed by A's scout, Marty Miller...Brent and his wife Tiffany reside in Grandville, Michigan with their daughter, Taylor.

LIFETIME PLAYING RECORD

Year	Club	AVG.	G	AB	R	H	2B	3B	HR	RBI	BB	SO	SB	CS
1991	Southern Oregon	.288	58	219	41	63	11	0	3	26	30	33	8	2
	Madison	.333	4	12	4	4	2	0	0	1	3	2	1	0
1992	Modesto	.321	133	505	94	162	39	2	10	88	85	60	9	7
1993	Huntsville	.333	12	45	7	15	4	0	1	11	7	9	0	0
	Tacoma	.341	12	44	7	15	7	0	1	4	4	6	2	0
	OAKLAND	.290	139	535	64	155	29	2	7	69	56	75	7	3
1994	OAKLAND	.283	64	233	29	66	11	1	2	24	21	32	3	0
1995	OAKLAND	.254	136	524	60	133	24	4	5	56	46	84	3	3
1996	OAKLAND	.263	64	247	26	65	19	2	2	30	18	35	1	1
M.L. Totals		.272	403	1539	179	419	83	9	16	179	141	226	14	7

CAREER TRANSACTIONS: 1991 — Selected by the Oakland Athletics organization in 1st round (26th pick overall) of free-agent draft, June 3. 1994 — On disabled list, April 10 to May 5. On disabled list, July 17 to October 6. 1996 — On disabled list, June 16 to November 14.

BATTING BREAKDOWN

1996						CAREER					
AVG.	AB	H	HR	RBI	vs. TEAM	AVG.	AB	H	HR	RBI	
.000	8	0	0	0	ANAHEIM	.220	123	27	1	11	
.231	13	3	0	1	BALTIMORE	.280	118	33	1	13	
.258	31	8	0	3	BOSTON	.255	137	35	1	9	
.250	24	6	0	4	CHICAGO	.271	140	38	0	18	
.269	26	7	0	5	CLEVELAND	.262	103	27	0	11	
.310	29	9	0	2	DETROIT	.385	91	35	2	13	
.190	21	4	0	3	KANSAS CITY	.254	130	33	1	12	
.263	19	5	0	2	MILWAUKEE	.213	89	19	1	11	
.303	33	10	2	7	MINNESOTA	.307	140	43	7	22	
.533	15	8	0	0	NEW YORK	.306	108	33	0	10	
—	0	0	0	0	SEATTLE	.354	116	41	0	14	
.000	12	0	0	1	TEXAS	.206	136	28	2	16	
.313	16	5	0	2	TORONTO	.250	108	27	0	19	
.263	247	65	2	30	BEFORE ASB	.268	944	253	9	109	
—	0	0	0	0	AFTER ASB	.279	595	166	7	70	
.268	123	33	1	10	HOME	.275	732	201	8	73	
.258	124	32	1	20	AWAY	.270	807	218	8	106	
.182	55	10	0	6	vs. LEFT	.264	425	112	4	45	
.286	192	55	2	24	vs. RIGHT	.276	1114	307	12	134	
.272	114	31	1	10	DAY	.281	595	167	6	63	
.256	133	34	1	20	NIGHT	.267	944	252	10	116	
.237	97	23	0	11	APRIL	.259	112	29	1	15	
.272	92	25	1	11	MAY	.270	348	94	4	38	
.293	58	17	1	8	JUNE	.274	368	101	4	47	
—	0	0	0	0	JULY	.245	261	64	2	24	
—	0	0	0	0	AUGUST	.297	229	68	3	29	
—	0	0	0	0	SEPT/OCT	.285	221	63	2	26	

MAJOR LEAGUE FIELDING STATS

FIRST BASE

YEAR	PCT.	G	PO	A	E	TC	DP
1994	.875	1	7	0	1	8	0
1995	1.000	1	8	4	0	12	1
Totals	.950	2	15	4	1	20	1

SECOND BASE

YEAR	PCT.	G	PO	A	E	TC	DP
1993	.981	139	281	431	14	726	88
1994	.974	63	106	159	7	272	28
1995	.982	132	233	424	12	669	81
1996	.973	63	140	183	9	332	48
Totals	.979	397	760	1197	42	1999	245

GATES' BEST

SEASON
 AVG: .290 (1993)
 H: 155 (1993)
 HR: 7 (1993)
 RBI: 69 (1993)
 SB: 7 (1993)
 HIT STREAK: 17, 8/9-27, 1995
 CAREER GRAND SLAMS: 0

GAME

H: 4 (three times), last time: 5/24/94 vs. Seattle
 HR: 1 (16 times), last time: 6/8/96 at Minnesota (G#2)
 RBI: 4 (twice), last time: 7/29/95 at Toronto

**Jason Gilbert Giambi****1997 Opening Day Age:** 26**Born:** West Covina, California, January 8, 1971**Bats:** Left **Throws:** Right**Height:** 6-2 **Weight:** 218**Major League Service:** 1 year, 95 days**Obtained:** Oakland's 2nd round selection in the June, 1992 free agent draft**Contract Status:** First year of a one-year contract through 1997.

1996 HIGHLIGHTS —His first full season in the majors, Jason spent most of the season over the .300 mark while starting games at five different positions (LF, 1B, 3B, DH, RF)...by starting 43 games in left, 42 at first and 38 at third, he became the first player in Oakland history to start at least 30 games at three different positions...set an Oakland record with 40 doubles, the most by an Athletic since Ferris Fain had 43 for the 1952 Philadelphia A's...was one of five A's with 20 homers, hitting his 20th on July 26 at Toronto...did not homer the rest of the way, a span of 43 games and 154 at bats...began the year as the A's first baseman while McGwire was injured and had a 19-game hitting streak in April that had his average at the .344 mark for the month...included in the streak was a stretch where he went 8 for 8 with four walks and a sacrifice fly from April 20-23...the hitting streak tied for second best in Oakland history and was the longest ever by an Oakland left hander...when McGwire returned, Jason made his first professional appearance in the outfield with a start in right at Kansas City on May 4...however, Brosius was injured that day and Jason took over as the A's starting third baseman...started 38 of the A's 47 games at third base until Brosius returned and hit .294 (48 for 163), dropping his average to a then season low .305...earned A.L. Player of the Week honors for the week of May 6-12 by hitting .538 with 5 doubles, 1 HR, 5 RBI and 8 runs scored...hit the 4000th home run in Oakland history on May 17 at Boston off Wakefield...moved to left field following the return of Brosius and immediately homered in four consecutive games from June 25-29...that included a career high 2 HR and a career high 5 RBI vs. Detroit on June 25...that started an 11 game hitting streak where he batted .447 (21 for 47) with 9 doubles, 5 HR and 18 RBI...including an Oakland record tying five hits on July 2 at Seattle...had 14 doubles in the month of July...was hitting .323 at the All-Star Break but batted just .245 after the break...average was at the .305 mark on September 10, but he then went 1 for 28 over his final nine games to finish the year at .291...missed the final seven games because of a sprained right wrist...average was below .300 just 10 days all year...batted .299 with runners in scoring position and now has a .303 (56 for 185) career average in that situation...came to the plate 13 times with a runner on third base and less than two outs through June 26 and knocked in that runner each time...has driven in 32 of 41 runners in that situation in his career...hit .300 or better vs. seven different teams and had his best overall success against Detroit with a .326 average, 5 HR and 14 RBI in 11 games.

CAREER: 1992—the A's second round selection but spent most of his summer playing for the U.S.A. Olympic team that competed in Barcelona...returned from the Olympics in late August and was assigned to Southern Oregon (A) of the Northwest League...in his 13 games at Southern Oregon hit .317 with three homers and 13 RBI. **1993**—played the full year at Modesto (A) of the California League and was the starting third baseman for the North squad in the California League All-Star Game played in June...went on the disabled list in late July with a sore right thumb and missed nearly a month of the season...finished at .291 on the season with 30 extra base hits and 60 RBI in 89 games...spent part of the winter playing for the Kauai Emeralds of the Hawaiian League. **1994**—split his year between Huntsville (AA) and Tacoma (AAA) and had his best success at the higher level...opened the year in Huntsville but when Paquette was promoted from Tacoma to Oakland Giambi moved

up a step in the A's system...spent a month playing at Triple-A then returned to Huntsville June 29th when Paquette was optioned down from Oakland...belted two homers July 8th at Birmingham...after 18 games in Double-A made his second trip to Tacoma when Paquette fractured his ankle and finished the season there...with Tacoma was 18 for 56 (.321) with runners in scoring position and kicked that up to .346 (9 for 26) with runners in scoring position and two outs...spent the fall playing third base for the Arizona Fall League champions, the Peoria Javelinas, and hit .283 with two homers and 21 RBI in 39 games. **1995**—made his major league debut with the A's in 1995 with two separate stints in Oakland...began the year at Edmonton but was recalled to Oakland on May 8 when Bordick was injured...made his major league debut that night with a start at DH against Texas and picked up his first major league hit with an eighth inning single off Roger Pavlik...went 2 for 11 in 4 games and was optioned back to Edmonton May 15 when rosters were cut back to 25...while at Edmonton, he hit .342 with 26 doubles and 41 RBI in 55 games as the Trappers third baseman...came back to Oakland for good on July 7 and hit his first major league home run the next day off Toronto's David Cone...homered in three consecutive games at Kansas City August 14-16...injuries limited his playing time over the final six weeks of the season, missing five games with a strained hamstring, seven games with a mild concussion suffered August 26 in Boston and the final eight games with a sore right rib cage...split his playing time between third base (26 starts) and first base (20 starts) and he also made two starts at DH...was one of the A's top clutch hitters, batting .313 with RISP and upping his average from .235 in innings 1-6 to .298 from the seventh inning on...came to the plate 11 times with a runner on third and less than 2 outs and knocked the runner in 10 times.

PERSONAL/MISCELLANEOUS: Born and raised in West Covina, California...played Little League baseball in the area and graduated from South Hills High School (1989) in West Covina...lettered three seasons in baseball, three in basketball and two as a quarterback in football earning all-league honors in each sport...was the league basketball MVP his senior season...was drafted by Milwaukee (43rd round) out of high school but elected to attend Long Beach State University where he played baseball...was the league Freshman of the Year in 1990 and earned all-league first team honors twice...as a sophomore led the Big West League in hitting with a .407 average and for his college career hit .397...was a member of the 1991 All-College World Series team...played for the Fairbanks Goldpanners of the Alaska League in the summer of 1990...was a member of the bronze medal winning U.S. baseball team at the 1991 Pan Am Games in Havana, Cuba, and a member of the U.S. Olympic club that competed in Barcelona in the summer of 1992...signed by Ed Crosby...lists off-roading and the WWF as two of his hobbies...favorite baseball player is Mickey Mantle...resides in Covina, California with his wife, Dana.

RAINFALLS AND SHORTENED GAMES AT THE COLISEUM

- 1968** May 24th vs. Detroit, called at the end of 7th inning with the score tied at 2-2.
- 1970** April 13th vs. Seattle, rainout
- 1971** April 9th vs. Kansas City, game shortened to 5 1/2 innings, A's won 5-0.
- 1972** September 25th vs. Minnesota, rainout
September 26th vs. Minnesota, rainout
October 17th, Game 3 of the World Series vs. Cincinnati, rainout
- 1978** April 15th vs. California, rainout
April 24th vs. Minnesota, rainout
- 1979** April 26th vs. New York, rainout
- 1982** April 10th vs. Seattle, rainout
- 1983** April 23rd vs. Boston, rainout
April 30th vs. Detroit, rainout
September 30th vs. Chicago, rainout
- 1988** May 6th vs. Cleveland, rainout
- 1990** May 27th vs. Cleveland, rainout
- 1993** April 23 vs. Cleveland, rainout
May 27 vs. Minnesota, rainout
- 1996** May 15 vs. Baltimore, rainout

GIAMBI, cont.

LIFETIME PLAYING RECORD

Year	Club	AVG.	G	AB	R	H	2B	3B	HR	RBI	BB	SO	SB	CS
1992	Southern Oregon	.317	13	41	9	13	3	0	3	13	9	6	1	1
1993	Modesto	.291	89	313	72	91	16	2	12	60	73	47	2	3
1994	Huntsville	.223	56	193	31	43	9	0	6	30	27	31	0	0
	Tacoma	.318	52	176	28	56	20	0	4	38	25	32	1	0
1995	Edmonton	.342	55	190	34	65	26	1	3	41	34	26	0	0
	OAKLAND	.256	54	176	27	45	7	0	6	25	28	31	2	1
1996	OAKLAND	.291	140	536	84	156	40	1	20	79	51	95	0	1
M.L. Totals		.282	194	712	111	201	47	1	26	104	79	126	2	2

CAREER TRANSACTIONS: 1989 — Selected by the Milwaukee Brewers organization in the 43rd round of the free agent draft, June 5. 1992 — Selected by the Oakland Athletics organization in the 2nd round of the free agent draft, June 1.

BATTING BREAKDOWN

1996 AVG.	AB	H	HR	RBI	CAREER vs. TEAM	AVG.	AB	H	HR	RBI
.282	39	11	3	11	ANAHEIM	.262	42	11	3	11
.250	28	7	0	1	BALTIMORE	.212	33	7	0	1
.304	46	14	3	6	BOSTON	.302	53	16	4	9
.333	45	15	1	6	CHICAGO	.302	53	16	1	6
.340	47	16	1	5	CLEVELAND	.286	70	20	1	7
.326	46	15	5	14	DETROIT	.306	62	19	6	18
.275	40	11	2	6	KANSAS CITY	.333	57	19	5	11
.326	43	14	1	8	MILWAUKEE	.306	49	15	1	9
.292	48	14	0	3	MINNESOTA	.296	71	21	0	5
.188	32	6	0	2	NEW YORK	.190	42	8	0	3
.323	31	10	0	4	SEATTLE	.265	49	13	0	5
.311	45	14	2	8	TEXAS	.262	61	16	2	9
.196	46	9	2	5	TORONTO	.286	70	20	3	10
.323	316	102	16	60	BEFORE ASB	.318	343	109	17	64
.245	220	54	4	19	AFTER ASB	.249	369	92	9	40
.312	234	73	6	35	HOME	.287	331	95	9	47
.275	302	83	14	44	AWAY	.278	381	106	17	57
.238	126	30	2	14	vs. LEFT	.236	144	34	3	16
.307	410	126	18	65	vs. RIGHT	.294	568	167	23	88
.324	225	73	10	41	DAY	.306	307	94	11	49
.267	311	83	10	38	NIGHT	.264	405	107	15	55
.344	93	32	3	19	APRIL	.344	93	32	3	19
.303	99	30	5	13	MAY	.291	110	32	5	13
.277	101	28	8	23	JUNE	.277	101	28	8	23
.327	104	34	4	15	JULY	.312	173	54	6	27
.289	83	24	0	5	AUGUST	.282	149	42	4	17
.143	56	8	0	4	SEPT/OCT	.151	86	13	0	5

MAJOR LEAGUE FIELDING STATS

FIRST BASE

YEAR	PCT.	G	PO	A	E	TC	DP
1995	.994	26	167	10	1	178	20
1996	.993	45	379	32	3	414	38
Totals	.993	71	546	42	4	592	58

THIRD BASE

YEAR	PCT.	G	PO	A	E	TC	DP
1995	.960	30	27	45	3	75	4
1996	.932	39	31	79	8	118	10
Totals	.943	69	58	124	11	193	14

OUTFIELD

YEAR	PCT.	G	PO	A	E	TC	DP
1996	1.000	45	68	6	0	74	1
Totals	1.000	45	68	6	0	74	1

GIAMBI'S BEST

SEASON
 AVG: .291 (1996)
 H: 156 (1996)
 HR: 20 (1996)
 RBI: 79 (1996)
 SB: 2 (1995)
 HIT STREAK: 19, 4/7-30, 1996
 CAREER GRAND SLAMS: 0

GAME

H: 5, 7/2/96 at Seattle
 HR: 2, 6/25/96 vs. Detroit
 RBI: 5, 6/25/96 vs. Detroit



Wedsel Gary Groom, Jr.
1997 Opening Day Age: 31
Born: Dallas, Texas, July 10, 1965
Bats: Left **Throws:** Left
Height: 6-2 **Weight:** 205
Major League Service: 3 years, 129 days
Obtained: Signed as a free agent to a minor league contract, October 31, 1995
Contract Status: First year of a one-year contract through 1997.

1996 HIGHLIGHTS—Made the club as a non-roster invite and spent his first full season in the major leagues...used exclusively in relief except for a start on May 23 at New York...had a 2-13 career record entering the season but went 5-0 with the A's with a career high two saves...appeared in a team leading (tie with Mohler) and career high 72 games, the most by an A's pitcher since Bob Lacey pitched 74 times in 1978...it is the first time in franchise history the Athletics have had two pitchers pitch in at least 70 games...also had a career high 57 strikeouts...had a stretch of 13 relief appearances from April 22-May 28 where he allowed just one earned run (16.2 ip)...that does not include his lone start on May 23 at New York (3.1 ip, 8 h, 3 r, 3 er, 1 bb, 2 so)...then allowed five runs in his next two games before embarking on an A's season long 17.2 innings scoreless streak from June 2-July 4...allowed just one of 19 inherited runners to score over that span and first hitters faced were 2 for 15 with a walk...did not allow a home run in June or July (27.2 ip) and had a combined 1.95 ERA in the middle two months of the season...struggled in August, posting a 9.28 ERA in 11 outings but did not have any decisions or a blown save...fared better on the road where he recorded all five of his wins, both of his saves, a 2.27 ERA (10 er in 39.2 ip) and a .247 (37 for 150) opponents batting average...opponents hit .281 overall (85 for 302)...had a 2.03 ERA in 38 night games and a 5.79 mark in 34 day games.

CAREER: 1987—began his career with Sarasota but was promoted to Daytona Beach after compiling a 0.75 ERA in four games with a win and a save...used mostly as a starter at Daytona Beach and posted two complete games...combined at both levels to go 8-2 with a save and a 3.16 ERA in 15 games, 11 starts. **1988**—spent the entire season at Tampa and led the Florida State League with 195.0 innings pitched...was 10th with a 2.54 ERA...led the club in strikeouts with 118 and was second with 13 wins and eight complete games...was 7-3 with a 1.35 ERA over his last 11 starts. **1989**—promoted to Double-A Birmingham and posted his second consecutive 13 win season...led the Southern League Champion Barons in wins and tossed one of three Birmingham shutouts. **1990**—spent his second consecutive season at Double-A Birmingham...was 6-8 with a 5.07 ERA in 20 games, all starts. **1991**—selected by the Detroit Tigers organization in the Rule 5 Minor League draft and opened the season at Double-A London...posted a 7-1 mark and a 3.48 ERA in 11 games, seven starts and was promoted to Triple-A Toledo...still finished second on the London club in wins...was used mostly in relief with the Mud Hens as he went 2-5 with a save and a 4.32 ERA in 24 games, six starts...was a combined 9-6 with a 3.98 ERA in 35 games, 13 starts. **1992**—began the season at Toledo but earned a callup to Detroit after posting a 6-4 mark and a 2.16 ERA in 12 starts...made his major league debut at Chicago vs. Kirk McCaskill on June 20...pitched 6.2 innings but lost 3-1...was 0-5 with a 5.82 ERA in seven starts and 0-0 with a save and a 5.40 ERA in five relief appearances...lone save came at Oakland on July 18 as he struck out Randy Ready with the bases loaded to end the game...optioned back to Toledo on August 11 and finished the season with the Mud Hens...walked just 23 in 109.1 innings at Toledo. **1993**—had three separate stints with the Tigers in 1993...was up from May 24 to July 19, August 8 to 13 and September 3 until the end of the season...made 19 appearances including three starts...was 0-2, losing once in relief and once as a starter...spent most of the season pitching

GROOM, cont.

to only a couple of batters...longest outing was 4.0 innings on June 28 at New York...was 9-3 with a 2.74 ERA at Toledo in 16 games, 15 starts. **1994**—started the season at Toledo but was recalled to Detroit after five relief appearances and finished the season with the Tigers...recalled on April 19 and pitched in 40 games which was second on the club to Joe Boever...except for a stint of 4.0 innings on July 17 at Kansas City, did not make an appearance longer than 2.0 innings...picked up his only save on August 2 at Cleveland with one scoreless inning...stranded 21 of 27 inherited runners...was unscored upon in 31 of his 40 appearances. **1995**—began the season with Detroit but was traded to the Florida Marlins on August 8 for a player to be named later (LHP Mike Myers)...was 1-3 with a save and a 7.52 ERA in 23 games at the time of the trade...struckout a career high five on May 26 vs. Chicago...needed 77 appearances to pick up his first major league win (May 12 at Texas) but won his first National League outing on August 8 vs. Colorado after tossing a scoreless 13th inning...was tagged with the loss in both games of a doubleheader at Pittsburgh on August 18...combined at both Detroit and Florida he was 1-1 with a 6.62 ERA (13 er in 17.2 ip) in four starts and 1-4 with a 7.82 ERA (33 er in 38.0 ip) in 32 relief outings...between his two stints in Detroit he was 2-3 with a 1.91 ERA in six games, five starts at Triple-A Toledo.

PERSONAL/MISCELLANEOUS: Attended Red Oak (Texas) High School and the University of Mary Hardin-Baylor in Belton, Texas...is married, Angela, and has one daughter, Brenna...resides in Waxahachie, Texas during the off season.

LIFETIME PITCHING RECORD

Year	Club	W	L	ERA	G	GS	CG	SHO	SV	IP	H	R	ER	BB	SO
1987	Sarasota	1	0	0.75	4	1	0	0	1	12.0	12	1	1	2	8
	Daytona Beach	7	2	3.59	11	10	2	0	0	67.2	60	30	27	33	29
1988	Tampa	13	10	2.54	27	27	8	0	0	195.0	181	69	55	51	118
1989	Birmingham	13	8	4.52	26	26	3	1	0	167.1	172	101	84	78	94
1990	Birmingham	6	8	5.07	20	20	0	0	0	115.1	135	81	65	48	66
1991	London	7	1	3.48	11	7	0	0	0	51.2	51	20	20	12	39
	Toledo	2	5	4.32	24	6	0	0	1	75.0	75	39	36	25	49
1992	Toledo	7	7	2.80	16	16	1	0	0	109.1	102	41	34	23	71
	DETROIT	0	5	5.82	12	7	0	0	1	38.2	48	28	25	22	15
1993	Toledo	9	3	2.74	16	15	0	0	0	102.0	98	34	31	30	78
	DETROIT	0	2	6.14	19	3	0	0	0	36.2	48	25	25	13	15
1994	Toledo	0	0	2.25	5	0	0	0	0	4.0	2	1	1	0	6
	DETROIT	0	1	3.94	40	0	0	0	1	32.0	31	14	14	13	27
1995	DETROIT	1	3	7.52	23	4	0	0	1	40.2	55	35	34	26	23
	Toledo	2	3	1.91	6	5	1	0	0	33.0	31	14	7	4	24
	FLORIDA	1	2	7.20	14	0	0	0	0	15.0	26	12	12	6	12
1996	OAKLAND	5	0	3.84	72	1	0	0	2	77.1	85	37	33	34	57
A.L. Totals		6	11	5.23	166	15	0	0	5	225.1	267	139	131	108	137
N.L. Totals		1	2	7.20	14	0	0	0	0	15.0	26	12	12	6	12
M.L. Totals		7	13	5.36	180	15	0	0	5	240.1	293	151	143	114	149

CAREER TRANSACTIONS: **1987** — Selected by the Chicago White Sox organization in the 12th round of the free agent draft, June 2. **1990** — Selected by the Detroit Tigers organization in the Rule 5 minor league draft, December 3. **1995** — Granted free agency, October 16; signed by the Oakland Athletics organization, October 31.

RELIEF PITCHERS' SAVE RULE

A pitcher is credited with a Save when he meets all three of the following conditions:

1. He is the finishing pitcher in a game won by his club, and
2. He is not the winning pitcher, and
3. He qualifies under one of the following conditions:
 - a. He enters the game with a lead of no more than three runs and pitches for at least one inning, or
 - b. He enters the game with the potential tying run either on base, at bat, or on deck (that is, the potential tying run is either on base or is one of the first two batsmen he faces), or
 - c. He pitches effectively for at least three innings

PITCHING BREAKDOWN

1996						CAREER								
ERA	W	LSV	G	IP	H ER	vs. TEAM	ERA	W	L	SV	G	IP	H ER	
6.23	1	0	0	5	4.1	6 3	ANAHEIM	5.19	1	1	1	14	17.1	19 10
3.86	0	0	1	5	4.2	4 2	BALTIMORE	5.40	0	1	1	10	18.1	20 11
1.17	1	0	0	6	7.2	8 1	BOSTON	6.19	1	1	0	14	32.0	42 22
9.00	1	0	0	7	6.0	10 6	CHICAGO	6.04	1	3	0	19	28.1	35 19
2.25	0	0	0	5	4.0	3 1	CLEVELAND	3.44	0	0	1	17	18.1	17 7
—	0	0	0	0	0.0	0 0	COLORADO	0.00	1	0	0	1	1.0	0 0
0.00	0	0	0	3	4.1	2 0	DETROIT	0.00	0	0	0	3	4.1	2 0
0.00	0	0	1	6	9.2	4 0	KANSAS CITY	0.54	0	1	1	12	16.2	12 1
—	0	0	0	0	0.0	0 0	LOS ANGELES	—	0	0	0	0	0.0	0 0
12.00	0	0	0	5	3.0	6 4	MILWAUKEE	9.75	0	2	0	13	12.0	19 13
1.35	0	0	0	5	6.2	5 1	MINNESOTA	3.57	0	0	0	10	17.2	16 7
12.86	0	0	0	6	7.0	18 10	NEW YORK	9.95	0	0	0	9	12.2	26 14
—	0	0	0	0	0.0	0 0	SAN DIEGO	—	0	0	0	0	0.0	0 0
—	0	0	0	0	0.0	0 0	SAN FRANCISCO	—	0	0	0	0	0.0	0 0
1.35	0	0	0	7	6.2	4 1	SEATTLE	10.54	0	1	0	13	13.2	22 16
1.23	1	0	0	6	7.1	10 1	TEXAS	1.31	2	1	0	14	20.2	24 3
4.50	1	0	0	6	6.0	5 3	TORONTO	5.40	1	0	0	13	10.0	8 6
3.45	3	0	2	40	47.0	51 18	BEFORE ASB	4.77	4	7	3	105	151.0	176 80
4.45	2	0	0	32	30.1	34 15	AFTER ASB	6.35	3	6	2	75	89.1	117 63
5.50	0	0	0	37	37.2	48 23	HOME	6.50	1	5	0	90	116.1	168 84
2.27	5	0	2	35	39.2	37 10	AWAY	4.28	6	8	5	90	124.0	125 59
5.79	3	0	1	34	37.1	56 24	DAY	5.79	3	3	2	68	87.0	114 56
2.03	2	0	1	38	40.0	29 9	NIGHT	4.79	4	10	3	112	163.1	179 87
4.50	1	0	0	11	12.0	15 6	APRIL	3.38	1	0	1	17	16.0	18 6
3.31	1	0	2	11	16.1	21 6	MAY	5.47	2	2	2	36	54.1	69 33
1.76	1	0	0	14	15.1	10 3	JUNE	3.81	1	3	0	39	59.0	54 25
2.19	2	0	0	14	12.1	18 3	JULY	4.81	2	4	1	37	48.2	71 26
9.28	0	0	0	11	10.2	15 11	AUGUST	8.39	1	4	1	31	44.0	63 41
3.38	0	0	0	11	10.2	6 4	SEPT/OCT	5.89	0	0	0	20	18.1	18 12

MAJOR LEAGUE FIELDING TOTALS

PITCHER

YEAR	PCT.	G	PO	A	E	TC	DP
1992	1.000	12	0	6	0	6	0
1993	.889	19	1	7	1	9	0
1994	—	40	0	0	0	0	0
1995	.889	37	2	6	1	9	0
1996	.889	72	2	6	1	9	0
Totals	.909	180	5	25	3	33	0

GROOM'S BEST SEASON

W: 5 (1996)

SV: 2 (1996)

CG: —

ERA: 3.84 (1996)

G: 72 (1996)

IP: 77.1 (1996)

SO: 57 (1996)

LONGEST WIN STREAK: 5, 4/14/96 to present

LONGEST LOSING STREAK: 9, 6/20/92 to 5/7/95

GAME

LOW HIT CG: —

IP: 6.2 (twice), last time: 6/30/92 at Boston

SO: 5, 5/26/95 vs. Chicago

44

JOSE HERRERA

OF



Jose Ramon Herrera

1997 Opening Day Age: 24

Born: Santo Domingo, Dominican Republic, August 30, 1972

Bats: Left Throws: Left

Height: 6-0 Weight: 172

Major League Service: 1 year, 27 days

Obtained: Acquired from the Toronto Blue Jays August 7, 1993 to complete the trade where the Athletics acquired Steve Karsay from Toronto for Rickey Henderson July 31, 1993.

Contract Status: First year of a one-year contract through 1997.

1996 HIGHLIGHTS — Began the year at Huntsville but was recalled to Oakland on May 5 and spent the remainder of the season in the majors...made

HERRERA, cont.

61 starts in right field and 13 in center field...hit well initially, collecting 13 hits in his first 35 at bats (.371), but then went 7 for his next 38 (.184)...did connect for his first major league home run vs. Kansas City on June 4 (Valera) during that streak...inserted into the leadoff spot on June 10 at Cleveland and responded with three hits...started 24 of the A's next 31 games in the lead off spot and hit .303 (34 for 111) with five walks in those 24 games through July 15...homered in consecutive games vs. Seattle July 2-3...had a career worst 0 for 25 slump from July 22-August 6 which dropped his average to a season low .246...went 8 for 13 in a three game series vs. Cleveland on August 9-11 which included his first career leadoff homer and first career two homer game on August 10...hit .500 (18 for 36) vs. the A.L. Central Champions...that series contributed to his .333 average in August, his best month of the season, and he hit .347 (25 for 72) from August 9 until the end of the year...played sparingly in September, appearing in just 13 games and starting just 4 of the A's last 17 games...batted .331 during the day and .231 at night and now has career averages of .326 during the day and .228 at night...had a .302 on-base percentage when batting leadoff which was lowest among A.L. leadoff hitters.

CAREER: 1990—signed by Toronto as a non-drafted free agent January 10th and hit .256 in 50 games that summer for the Blue Jays affiliate in the Dominican Republic. 1991—split his first year in the United States between Medicine Hat in the Pioneer League and St. Catharines in the New York-Penn League...raised his average 22 points in his last 12 games at Medicine Hat and earned an August promotion to St. Catharines. 1992—played the full season at Medicine Hat and was named the team MVP after leading his club in hitting (.272), games (72), at-bats (265), runs (45), hits (72) and total bases (85)...also topped his club and finished second in the Pioneer League with 32 stolen bases...hit safely in 23 of 28 August games (.336) to pump his average up 45 points. 1993—was having an All-Star season at Hagerstown (A) of the South Atlantic League when he was traded to the Athletics...after the trade moved to Madison (A) to complete his season...as the everyday rightfielder in Hagerstown hit .317 which was the second best mark in the South Atlantic League...longest hitless string of the season was three games in August as Jose hit safely in 42 of his first 49 games and for the season 74 of the 95 games he appeared in...with 13 multi-hit games in April hit .405 for the month (34 for 84) with 14 extra-base hits and 13 RBI in 20 games...hit at a .324 pace (22 for 68) during a season best 15 game hitting streak April 30th-May 15th...a sore left wrist limited Jose to just four games at Madison but after going 0 for his first 5 with the Muskies went 3 for 9 before sitting out the final 22 games of the season with his sore wrist...combined at both Hagerstown and Madison to hit .313 with a career best 37 steals and 7 assists from the outfield. 1994—was Modesto's (A) everyday rightfielder during his first full season in the A's organization...at the conclusion of the California League season was named as the number one prospect in the league as selected by league managers in a poll by *Baseball America*...was named to the California League mid-season All-Star team and in the game was one for three with an RBI...July and August were Herrera's two best months of the year as, over a 39 game stretch, he hit .328 (43 for 131) with six homers and 28 RBI...was in the midst of his hottest stretch of the year when he sprained his left thumb sliding August 7 and missed three weeks of the season...returned to the lineup August 28 and then finished out the year...was Modesto's leading hitter (.367) in post season play as Jose started and hit safely in all seven games of the California League playoffs...in the first three game division series vs. San Jose he was 5 for 14 with six RBI and then went

INSIDE THE PARK HOME RUNS AT THE COLISEUM

August 22, 1971--Reggie Jackson vs. Boston
June 10, 1979--Jim Essian vs. Toronto
June 22, 1979--Larry Murray vs. Texas
September 26, 1980--Ben Oglivie of Milwaukee
June 18, 1984--Davey Lopes vs. Kansas City
June 21, 1987 (2nd game)--Bob Brower of Texas (Grand Slam)
September 26, 1996--Terry Steinbach vs. Seattle

6 for 16 with a homer and five RBI in the four game championship series vs. Rancho Cucamonga. **1995**—made his Double-A debut at Huntsville and made the jump directly from Double-A to the majors with just 92 games of experience above Class-A ball...was recalled to Oakland on August 12 and finished the season with the A's...made his major league debut that night at Chicago with a pair of hits including a third inning single off Dave Righetti in his first major league at bat...was 10 for his first 31 (.323) and started 10 of the first 13 games...following that, he started just 5 of the final 32 games and finished the year 7 for 39 (.179)...was used as a pinch hitter nine times (tied for third most on the club) and was 2 for 7 with a double and a triple...picked up two assists in his first 11 games in the outfield...had six multiple hit games in his 15 starts...at Huntsville, he hit .282 with 6 HR and 45 RBI in 92 games...had a 12-game hitting streak May 15-27 (16 for 44, .364) and had his best month in June when he hit .301 with 4 HR and 18 RBI.

PERSONAL/MISCELLANEOUS: Single and resides in the capital city of the Dominican Republic, Santo Domingo.

LIFETIME PLAYING RECORD

Year	Club	AVG.	G	AB	R	H	2B	3B	HR	RBI	BB	SO	SB	CS
1990	Dominican Blue Jays	.256	50	164	18	42	7	0	2	18	14	16	2	-
1991	Medicine Hat	.245	40	143	21	35	5	1	1	11	6	38	6	7
	St. Catharines	.333	3	9	3	3	1	0	0	2	1	2	0	1
1992	Medicine Hat	.272	72	265	45	72	9	2	0	21	32	62	32	8
1993	Hagerstown	.317	95	388	60	123	22	5	5	42	26	63	36	20
	Madison	.214	4	14	1	3	0	0	0	0	0	6	1	1
1994	Modesto	.286	103	370	59	106	20	3	11	56	38	76	21	12
1995	Huntsville	.282	92	358	37	101	11	4	6	45	27	58	9	8
	OAKLAND	.243	33	70	9	17	1	2	0	2	6	11	1	3
1996	Huntsville	.286	23	84	18	24	4	0	1	7	14	15	3	2
	OAKLAND	.269	108	320	44	86	15	1	6	30	20	59	8	2
M.L. Totals		.264	141	390	53	103	16	3	6	32	26	70	9	5

CAREER TRANSACTIONS: 1990 — Signed as a non-drafted free agent by the Toronto Blue Jays organization, January 10. 1993 — Sent to the Oakland Athletics organization, August 7 as the player to be named later in July 31 trade in which the Athletics traded outfielder Rickey Henderson to the Toronto Blue Jays for pitcher Steve Karsay and a player to be named later.

BATTING BREAKDOWN

1996	CAREER									
AVG.	AB	H	HR	RBI	vs. TEAM	AVG.	AB	H	HR	RBI
.361	36	13	1	4	ANAHEIM	.349	43	15	1	5
.353	17	6	0	3	BALTIMORE	.333	30	10	0	3
.167	36	6	0	2	BOSTON	.140	43	6	0	2
.071	14	1	0	0	CHICAGO	.136	22	3	0	0
.500	36	18	2	4	CLEVELAND	.500	36	18	2	4
.125	16	2	0	0	DETROIT	.125	16	2	0	0
.345	29	10	1	5	KANSAS CITY	.364	44	16	1	6
.250	20	5	0	2	MILWAUKEE	.250	20	5	0	2
.179	28	5	0	3	MINNESOTA	.179	28	5	0	3
.385	13	5	0	2	NEW YORK	.292	24	7	0	2
.214	28	6	2	3	SEATTLE	.212	33	7	2	3
.273	33	9	0	2	TEXAS	.243	37	9	0	2
.000	14	0	0	0	TORONTO	.000	14	0	0	0
.284	176	50	4	21	BEFORE ASB	.284	176	50	4	21
.250	144	36	2	9	AFTER ASB	.248	214	53	2	11
.310	145	45	3	15	HOME	.295	176	52	3	16
.234	175	41	3	15	AWAY	.238	214	51	3	16
.296	27	8	0	3	vs. LEFT	.268	41	11	0	4
.266	293	78	6	27	vs. RIGHT	.264	349	92	6	28
.331	121	40	4	17	DAY	.326	144	47	4	18
.231	199	46	2	13	NIGHT	.228	246	56	2	14
—	0	0	0	0	APRIL	—	0	0	0	0
.268	56	15	0	4	MAY	.268	56	15	0	4
.273	88	24	2	12	JUNE	.273	88	24	2	12
.209	91	19	2	7	JULY	.209	91	19	2	7
.333	57	19	2	6	AUGUST	.291	103	30	2	7
.321	28	9	0	1	SEPT/OCT	.288	52	15	0	2

HERRERA, cont.

MAJOR LEAGUE FIELDING STATS

OUTFIELD

YEAR	PCT.	G	PO	A	E	TC	DP
1995	.956	25	41	2	2	45	1
1996	.970	100	190	2	6	198	0
Totals	.967	125	231	4	8	243	1

HERRERA'S BEST SEASON

AVG: .269 (1996)
H: 86 (1996)
HR: 6 (1996)
RBI: 30 (1996)
SB: 8 (1996)
HIT STREAK: 4 (twice), last time: 8/8-11, 1996
CAREER GRAND SLAMS: 0

GAME

H: 3 (11 times), last time: 9/23/96 vs. Texas
HR: 2, 8/10/96 vs. Cleveland
RBI: 3, 6/4/96 vs. Kansas City

51

DOUG JOHNS

LHP



Douglas Alan Johns

1997 Opening Day Age: 29

Born: South Bend, Indiana, December 19, 1967

Bats: Right Throws: Left

Height: 6-2 Weight: 193

Major League Service: 1 year, 52 days

Obtained: Oakland's 16th round selection in the June, 1990 free agent draft

Contract Status: First year of a one-year contract through 1997.

1996 HIGHLIGHTS — Began the season in the starting rotation but finished up in the bullpen...made 21 consecutive starts and was 6-10 with a 6.10 ERA when he made his first relief appearance on July 30... 17 of his last 19 appearances were in relief and he picked up two more losses for a team leading 12...won his first two starts of the year, including April 11 at Milwaukee when he combined with Corsi on a six-hit shutout...then went 4-10 over his next 19 starts with a 6.77 ERA (82 er in 109.0 ip)...including a career high four game losing streak from May 31 to June 21 when he posted a 8.28 ERA which pushed his overall ERA to a season high 6.21...snapped that losing streak by tossing the A's first complete game of the season on June 27 at California...it was his second career complete game and both have come against California...went into the All-Star Break with a 5-10 record and 6.18 ERA and won his first start after the break, allowing just one run in eight innings vs. Texas...then allowed 10 runs in 9.2 innings in his next two starts and was moved to bullpen...remained in the pen except for two sport starts...allowed just one earned run in his first six relief appearances (8.0 ip) and did not allow any of his first six inherited runners to score...posted a 8.31 ERA over his last 11 outings but did pick up his first career save on September 3 vs. New York...pitched an A's season high 6.2 innings of relief on August 23 at New York...for the season, was 6-11 with a 6.04 ERA (92 er in 137.0 ip) in 23 starts and 0-1 with a save and a 5.57 ERA (13 er in 21.0 ip) in 17 relief appearances...ranked fourth in the A.L. with 27 double plays induced.

CAREER: 1990—signed with the A's out of the University of Virginia and reported to Scottsdale...went 3-1 with a 1.84 ERA in eight games, seven starts...walked just 9 and struckout 38 in 44.0 ip and was promoted to Southern Oregon where he finished the season...was 0-2 but did pick up a save in six outings. **1991**—was used mostly in relief at Madison although he did have 14 starts among his 38 appearances...led the Muskies with 12 wins and 104 strikeouts and also chipped in two saves...the win total tied for sixth most in the league...tossed a no-hitter against Burlington on July 17...walked one, struckout seven and threw just 83 pitches in Madison's 3-0 win. **1992**—spent most of the season at Reno in the California League but finished the year with three appearances at Huntsville...while at Reno, he led the California League

in innings pitching (179.1), tied for second in wins (13) and was fifth in ERA (3.26)...led the Silver Sox in wins, innings, starts (tied, 26) and complete games (4) and was second in strikeouts (101)...his 10 losses also tied for the club lead...win total tied with three others for the best in the A's farm system...tossed a one hitter in a 1-0 win on May 19 vs. San Bernardino and a three-hitter in a 1-0 loss to Bakersfield on May 29...the one-hitter earned him Player of the Week honors for the week of May 18 and he won the award again the week of July 6...was promoted to Huntsville on August 21 and made three appearances, one start, without a decision for the Stars. **1993**—after spending most of the 1992 season as a starter, he was used primarily in relief in 1993...spent the entire season pitching for Huntsville and appeared in a team leading 40 games...all but six of those were in relief...was 7-5 with a save and a 2.97 ERA...allowed just three home runs in his 91.0 innings pitched. **1994**—began the year at Huntsville but after nine relief appearances he was promoted to Tacoma where he moved into the starting rotation and led the Pacific Coast League with a 2.89 ERA...also topped the circuit's starting pitchers with a .234 opponents batting average...was 3-0 with a 1.20 ERA in his nine relief appearances at Double-A Huntsville before he was promoted to Triple-A Tacoma on April 29...Doug led the Tigers in ERA and complete games (tied, 2), was second in wins (9) and third in starts (19), innings (134.0) and strikeouts (65)...tossed a four-hit, 1-0 shutout against Las Vegas on May 22...combined at both Huntsville and Tacoma for a 12-8 record and a 2.72 ERA in 31 games, 19 starts. **1995**—was called to Oakland four times...first call came on July 8 to start the first game of a doubleheader vs. Toronto and it was an eventful major league debut...retired 6 of the first 7 hitters he faced before the Blue Jays scored twice in the third...after McGwire was hit in the helmet by a Cone pitch in the bottom of the third, Doug's first pitch in the fourth inning sailed behind John Olerud prompting home plate umpire Dan Morrison to eject Johns from the game with a 3-2 lead...he was optioned back to Edmonton between games...called up again on July 28 but was sent back the next day without pitching...recalled for a third time on August 1 and pitched twice in relief (7 er in 4.2 ip) before being sent back down on August 6...recalled for the final time on August 20 and won his first three starts, allowing just a 0.95 ERA...picked up his first major league win vs. Baltimore on the 20th...in just his seventh major league start (ninth appearance) he pitched a two-hit shutout to defeat California 4-0 on September 18...was 5-3 with a 3.78 ERA (21 er in 50.0 ip) in his nine starts...held the opposition to a .226 (44 for 195) batting average...despite appearing in just 11 games, he led the A's staff with 3 pickoffs, all at first base...the balance of his season was spent at Edmonton where he went 9-5 with a 3.41 ERA in 23 games, 21 starts...ranked third in the PCL in ERA after leading the PCL in ERA in 1994.

PERSONAL/MISCELLANEOUS: Graduated from Nova High School in 1986...attended the University of Virginia and graduated with a degree in Psychology in 1990...resides in Plantation, Florida during the off season...was signed by Pat Sullivan.

LIFETIME PITCHING RECORD

Year	Club	W	L	ERA	G	GS	CG	SHO	SV	IP	H	R	ER	BB	SO
1990	Scottsdale	3	1	1.84	8	7	1	0	0	44.0	36	17	9	9	38
	Southern Oregon	0	2	5.73	6	2	0	0	1	11.0	13	9	7	11	9
1991	Madison	12	6	3.23	38	14	1	1	2	128.1	108	59	46	54	104
1992	Reno	13	10	3.26	27	26	4	1	0	179.1	194	98	65	64	101
	Huntsville	0	0	3.94	3	1	0	0	0	16.0	21	11	7	5	4
1993	Huntsville	7	5	2.97	40	6	0	0	1	91.0	82	41	30	31	56
1994	Huntsville	3	0	1.20	9	0	0	0	0	15.0	16	2	2	12	9
	Tacoma	9	8	2.89	22	19	2	1	0	134.0	114	55	43	48	65
1995	Edmonton	9	5	3.41	23	21	0	0	0	132.0	148	55	50	43	70
	OAKLAND	5	3	4.61	11	9	1	1	0	54.2	44	32	28	26	25
1996	OAKLAND	6	12	5.98	40	23	1	0	1	158.0	187	112	105	69	71
M.L. Totals		11	15	5.63	51	32	2	1	1	212.2	231	144	133	95	96

CAREER TRANSACTIONS: 1990 — Selected by the Oakland Athletics organization in the 16th round of the free agent draft, June 4.

PITCHING BREAKDOWN

1996						CAREER								
ERA	W	LSV	G	IP	H ER	vs. TEAM	ERA	W	L	SV	G	IP	H ER	
4.03	1	2	0	3	22.1	25 10	ANAHEIM	2.87	2	3	0	5	37.2	32 12
5.59	1	1	0	5	19.1	23 12	BALTIMORE	4.02	3	1	0	7	31.1	31 14
27.00	0	2	0	3	3.1	10 10	BOSTON	11.37	1	3	0	5	12.2	20 16
7.50	0	0	0	3	12.0	19 10	CHICAGO	7.50	0	0	0	3	12.0	19 10
5.40	1	1	0	5	13.1	15 8	CLEVELAND	5.40	1	1	0	5	13.1	15 8
6.55	1	1	0	2	11.0	9 8	DETROIT	6.55	1	1	0	2	11.0	9 8
4.38	0	1	0	3	12.1	14 6	KANSAS CITY	4.42	1	1	0	4	18.1	20 9
5.49	1	1	0	3	19.2	18 12	MILWAUKEE	5.49	1	1	0	3	19.2	18 12
0.00	0	0	0	3	2.1	1 0	MINNESOTA	0.00	0	0	0	3	2.1	1 0
2.93	0	1	1	4	15.1	12 5	NEW YORK	2.93	0	1	1	4	15.1	12 5
12.00	0	0	0	2	6.0	12 8	SEATTLE	15.75	0	1	0	4	12.0	21 21
5.94	1	1	0	3	16.2	23 11	TEXAS	5.03	1	1	0	4	19.2	24 11
10.38	0	1	0	1	4.1	6 5	TORONTO	8.59	0	1	0	2	7.1	9 7
6.18	5	10	0	18	106.1	124 73	BEFORE ASB	6.17	5	10	0	19	109.1	127 75
5.57	1	2	1	22	51.2	63 32	AFTER ASB	5.05	6	5	1	32	103.1	104 58
4.83	3	7	1	21	87.2	96 47	HOME	4.39	7	7	1	28	123.0	115 60
7.42	3	5	0	19	70.1	91 58	AWAY	7.33	4	8	0	23	89.2	116 73
5.26	4	3	0	17	77.0	86 45	DAY	5.42	6	3	0	22	96.1	101 58
6.67	2	9	1	23	81.0	101 60	NIGHT	5.80	5	12	1	29	116.1	130 75
5.52	2	2	0	5	29.1	29 18	APRIL	5.52	2	2	0	5	29.1	29 18
4.81	2	4	0	6	39.1	38 21	MAY	4.81	2	4	0	6	39.1	38 21
7.57	1	3	0	5	27.1	36 23	JUNE	7.57	1	3	0	5	27.1	36 23
6.91	1	1	0	6	28.2	48 22	JULY	6.82	1	1	0	7	31.2	51 24
4.33	0	2	0	10	27.0	24 13	AUGUST	3.91	3	2	0	15	50.2	38 22
11.37	0	0	1	8	6.1	12 8	SEPT/OCT	6.55	2	3	1	13	34.1	39 25

MAJOR LEAGUE FIELDING TOTALS

PITCHER

YEAR	PCT.	G	PO	A	E	TC	DP
1995	.944	11	6	11	1	18	0
1996	.958	40	16	30	2	48	7
Totals	.955	51	22	41	3	66	7

JOHNS' BEST SEASON

W: 6 (1996)
 SV: 1 (1996)
 CG: 1 (1995 & 1996)
 ERA: 4.61 (1995)
 G: 40 (1996)
 IP: 158.0 (1996)
 SO: 71 (1996)
 LONGEST WINNING STREAK: 3, 8/20-30, 1995
 LONGEST LOSING STREAK: 4, 5/31-6/21, 1996


GAME

LOW HIT CG: 2, 9/18/95 vs. California
 IP: 9.0 (twice), last time: 6/27/96 at California
 SO: 7, 7/14/96 vs. Texas

59

DANE JOHNSON

RHP



Dane Edward Johnson

1997 Opening Day Age: 34

Born: Coral Gables, Florida, February 10, 1963

Bats: Right **Throws:** Right

Height: 6-5 **Weight:** 205

Major League Service: 85 days

Obtained: Claimed on waivers from the Toronto Blue Jays, October 2, 1996

Contract Status: First year of a one-year contract through 1997

1996 HIGHLIGHTS — Spent most of the year at Triple-A Syracuse in the International League before he was brought up to Toronto on August 22...made his first Blue Jays appearance two days later at Chicago and pitched one

scoreless inning...did not allow a run in nine of his 10 appearances with Toronto and finished with a 3.00 ERA...held the opposition to a .161 (5 for 31) batting average...appeared in 43 games at Syracuse and tied for third in the International League with 22 saves...posted a 3-2 record with a 2.45 ERA...allowed a .208 (37 for 178) opponents batting average...struck out 51 and walked just 17 in 51.1 innings...opened the season with a scoreless streak of 15.0 innings over his first 13 games from April 4 to May 14, allowing just five hits...was on the disabled list from May 27 to June 11 with spasms in his lower back...was named to the International League All-Star team and pitched one scoreless inning, allowing one hit for the American League affiliates...pitched for Aguilas in the Dominican during the winter and was 2-1 with six saves and a 1.53 ERA in 14 relief appearances.

CAREER: 1984—used exclusively as a starter in his pro debut making ten starts for Medicine Hat...finished with a 1-5 mark and a 8.42 ERA...walked 59 while striking out just 15 in 41.2 innings. **1985**—appeared in 10 games at Single-A Florence and made the first three relief appearances of his pro career...picked up his first save, but was 0-4 with a 6.29 ERA...allowed just one home run in his 34.1 innings. **1986**—spent the entire season at Florence of the South Atlantic League and led the circuit in runs (116), earned runs (96) and walks (114)...used primarily as a starter, compiling an 8-12 record and a 6.99 ERA in 31 games, 24 starts. **1987**—pitched at Single-A Dunedin and had more walks (49) than strikeouts (25) for the fourth consecutive year...was 2-5 with a 5.80 ERA in 18 games, 13 starts...allowed just one home run in 59.0 innings...was on the disabled list from May 15-June 15. **1988**—tied for the team lead at Dunedin with a career high 11 wins and also struck out a career high 73...had a five game winning streak from May 4-June 11...led the Florida State League with 89 walks. **1989**—opened the season on the disabled list and pitched in just four games at Myrtle Beach before he was released on June 12...had a 1.59 ERA in four appearances. **1990**—played in Taiwan. **1991**—played in Taiwan. **1992**—did not pitch in organized baseball as he was the pitching coach at Lamar University in Texas. **1993**—returned to professional baseball in the Brewers organization as a reliever...appeared in 15 games at Double-A El Paso, all but one in relief, and was moved up to Triple-A New Orleans on July 22...finished the season there and posted six saves and a 2.40 ERA...was on the D.L. with a strained right rotator cuff from August 22 to September 8...combined at both levels to go 2-2 with seven saves and a 3.35 ERA. **1994**—made his major league debut with two different stints with the Chicago White Sox...brought up for the first time on May 29 and made his major league debut the following day at New York (0.2 ip, 1 h)...picked up his first major league win on June 8 with 1.1 scoreless innings vs. Toronto...optioned back to Nashville on July 10 after appearing in 14 games...pitched once during his second stint from July 19-22 before returning to Triple-A for the remainder of the season...appeared in a total of 15 games with the White Sox and was 2-1 with a 6.57 ERA...finished second in the American Association with 24 saves at Nashville...was 1-5 with a 2.25 ERA for the Sounds. **1995**—spent the entire season at Triple-A Nashville and tied for fourth in the American Association with 15 saves...allowed just one earned run in his last 23 games, spanning 26 innings (0.35 ERA)...saved nine games in 12 appearances in August...finished the season with a 4-4 record and a 2.41 ERA.

A's 1996 MULTIPLE HIT GAMES

PLAYER	2	3	4	5	TOT	PLAYER	2	3	4	5	TOT
Batista	17	1	2	0	20	Lovullo	4	0	0	0	4
Battle	8	0	0	0	8	Mashore	4	1	1	0	6
Berroa	35	12	2	0	49	McGwire	18	12	0	0	30
Bordick	19	8	2	0	29	Muñoz	8	1	1	0	10
Bournigal	11	5	0	0	16	Plantier	10	2	0	0	12
Brosius	24	10	2	0	36	Spiezio	2	0	0	0	2
Gates	13	7	0	0	20	Stairs	6	1	0	0	7
Giambi	29	9	2	1	41	Steinbach	37	3	0	0	40
Herrera	16	11	0	0	27	Williams	2	0	0	0	2
Leshner	4	0	0	0	4	Young	20	4	1	0	25

JOHNSON, cont.

PERSONAL/MISCELLANEOUS: Graduated from Southwest Miami (Florida) HS in 1981 where he played basketball and ran track and cross country...finished sixth in the National Junior Olympic Decathlon...did not play high school baseball...received a basketball scholarship to Biscayne College (Miami)...joined the baseball team as a pitcher his freshman year...won four letters and was named All-Conference twice...played two years in the Chinese Professional Baseball League in Taipei, Taiwan (1990-91)...returned to the U.S. as an assistant coach at Lamar University (Texas) in 1992...Dane and his wife Gina, have two children, Madison Chynna (5/25/92) and Cobi (11/7/95)...they reside in Miami, Florida in the off-season.

LIFETIME PITCHING RECORD

Year	Club	W	L	ERA	G	GS	CG	SHO	SV	IP	H	R	ER	BB	SO
1984	Medicine Hat	1	5	8.42	10	10	0	0	0	41.2	43	48	39	59	15
1985	Florence	0	4	6.29	10	7	0	0	1	34.1	27	31	24	37	25
1986	Florence	8	12	6.99	31	24	0	0	0	123.2	136	116	96	114	68
1987	Dunedin	2	5	5.80	18	13	0	0	0	59.0	68	44	38	49	25
1988	Dunedin	11	6	4.73	32	19	0	0	0	104.2	91	73	55	89	73
1989	Myrtle Beach	0	0	1.59	4	0	0	0	0	5.2	5	1	1	4	5
1990															
1991															
1992															
1993	El Paso	2	2	3.91	15	1	0	0	1	25.1	23	12	11	10	26
	New Orleans	0	0	2.40	13	0	0	0	6	15.0	11	4	4	4	10
1994	Nashville	1	5	2.25	39	0	0	0	24	44.0	40	13	11	18	40
	CHICAGO (AL)	2	1	6.57	15	0	0	0	0	12.1	16	9	9	11	7
1995	Nashville	4	4	2.41	46	0	0	0	15	56.0	48	24	15	28	51
1996	Syracuse	3	2	2.45	43	0	0	0	22	51.1	37	14	14	17	51
	TORONTO	0	0	3.00	10	0	0	0	0	9.0	5	3	3	5	7
M.L. Totals		2	1	5.06	25	0	0	0	0	21.1	21	12	12	16	14

CAREER TRANSACTIONS: 1984 — Selected by the Toronto Blue Jays organization in the 2nd round of the free agent draft, June 4. 1989 — Released, July 12. 1993 — Signed by the Milwaukee Brewers organization, June 5. Granted free agency, October 15. 1994 — Signed by the Chicago White Sox organization, January 28. 1995 — Granted free agency, October 16. 1996 — Signed by the Toronto Blue Jays organization, February 10. Claimed on waivers by the Oakland Athletics, October 2.

PITCHING BREAKDOWN

1996	ERA	W	L	SV	G	IP	H	ER	CAREER vs. TEAM	ERA	W	L	SV	G	IP	H	ER
—	0.00	0	0	0	0	0.0	0	0	ANAHEIM	—	0	0	0	0	0.0	0	0
0.00	0	0	0	3	2.0	1	0	BALTIMORE	2.45	0	0	0	5	3.2	4	1	
—	0	0	0	0	0.0	0	0	BOSTON	—	0	0	0	0	0.0	0	0	
0.00	0	0	0	2	2.0	1	0	CHICAGO	0.00	0	0	0	2	2.0	1	0	
—	0	0	0	0	0.0	0	0	CLEVELAND	—	0	0	0	0	0.0	0	0	
81.00	0	0	0	1	0.1	2	3	DETROIT	45.00	1	0	0	3	1.0	5	5	
—	0	0	0	0	0.0	0	0	KANSAS CITY	0.00	0	0	0	1	1.0	1	0	
0.00	0	0	0	1	0.2	0	0	MILWAUKEE	10.13	0	0	0	3	2.2	3	3	
0.00	0	0	0	1	1.0	0	0	MINNESOTA	0.00	0	0	0	3	2.2	2	0	
0.00	0	0	0	1	2.0	0	0	NEW YORK	2.08	0	0	0	3	4.1	2	1	
—	0	0	0	0	0.0	0	0	SEATTLE	5.40	0	0	0	2	1.2	1	1	
0.00	0	0	0	1	1.0	1	0	TEXAS	9.00	0	1	0	2	1.0	2	1	
—	0	0	0	0	0.0	0	0	TORONTO	0.00	1	0	0	1	1.1	0	0	
—	0	0	0	0	0.0	0	0	BEFORE ASB	5.25	2	1	0	14	12.0	14	7	
3.00	0	0	0	10	9.0	5	3	AFTER ASB	4.82	0	0	0	11	9.1	7	5	
0.00	0	0	0	5	6.1	2	0	HOME	4.09	1	1	0	10	11.0	7	5	
10.13	0	0	0	5	2.2	3	3	AWAY	6.10	1	0	0	15	10.1	14	7	
10.13	0	0	0	4	2.2	3	3	DAY	7.00	1	0	0	10	9.0	10	7	
0.00	0	0	0	6	6.1	2	0	NIGHT	3.65	1	1	0	15	12.1	11	5	
—	0	0	0	0	0.0	0	0	APRIL	—	0	0	0	0	0.0	0	0	
—	0	0	0	0	0.0	0	0	MAY	0.00	0	0	0	1	0.2	1	0	
—	0	0	0	0	0.0	0	0	JUNE	4.00	1	1	0	10	9.0	9	4	
—	0	0	0	0	0.0	0	0	JULY	16.88	1	0	0	4	2.2	6	5	
0.00	0	0	0	3	3.0	1	0	AUGUST	0.00	0	0	0	3	3.0	1	0	
4.50	0	0	0	7	6.0	4	3	SEPT/OCT	4.50	0	0	0	7	6.0	4	3	

MAJOR LEAGUE FIELDING TOTALS

PITCHER

YEAR	PCT.	G	PO	A	E	TC	DP
1994	1.000	15	0	1	0	1	0
1996	1.000	10	2	1	0	3	0
Totals	1.000	25	2	2	0	4	0

JOHNSON'S BEST

SEASON

W: 2 (1994)

SV: —

CG: —

ERA: 3.00 (1996)

G: 15 (1994)

IP: 12.1 (1994)

SO: 7 (1994 & 1996)

LONGEST WINNING STREAK: 1 (twice), last time: 7/6/94 to present

LONGEST LOSING STREAK: 1, 6/20/94

GAME

LOW HIT CG: —

IP: 2.0 (twice), last time: 9/13/96 vs. New York

SO: 2, 6/26/94 at Seattle

20

STEVE KARSAY

RHP



Stefan Andrew Karsay

1997 Opening Day Age: 25

Born: Flushing, New York, March 24, 1972

Bats: Right Throws: Right

Height: 6-3 Weight: 209

Major League Service: 2 years, 48 days

Obtained: Acquired from the Toronto Blue Jays with outfielder Jose Herrera on July 31, 1993 in exchange for outfielder Rickey Henderson.

Contract Status: First year of a one-year contract through 1997.

1996 HIGHLIGHTS — After two consecutive seasons interrupted by elbow surgery, Steve continued his comeback attempt at Modesto in 1996...made five spring training appearances with Oakland and was 0-0 with a 1.50 ERA in 6.0 innings...allowed a run on four hits and a walk while striking out four...started all 14 of his outings at Modesto but was used sparingly, pitching more than three innings just once (4.0 vs. Stockton on July 11)...walked just one batter while striking out 31 in 34.0 innings...pitched two scoreless innings against San Jose on April 6, but suffered a minor set back and was shut down for nearly two months...returned on June 1 with a perfect inning at Visalia...did not allow an earned run over his first seven starts (15.0 ip)...finest outing came on July 27 vs. Rancho Cucamonga when he struckout six of the 10 batters he faced while allowing just one hit...last outing came on August 8 vs. Lake Elsinore.

CAREER: 1990—was Toronto's first round selection (22nd overall) in the June draft...eight selections after Van Poppel...pitched his first summer at St. Catherines in the New York-Penn League and after allowing just 2 earned runs in 22.2 innings with 25 strikeouts was named the league's second best prospect by *Baseball America*. **1991**—in his first full season pitched the full year at Myrtle Beach in the South Atlantic League...wound up 4-9 but struckout 100 hitters in 110.2 innings...struckout a season high 13 in a no decision vs. Asheville April 27th...that fall had arthroscopic surgery on his right elbow. **1992**—at Dunedin of the Florida State League tossed a one-hitter in his first start of the season April 13th at Baseball City...did not pitch from April 24-June 23rd due to a sore right elbow...struckout a season high 13 in win over St. Petersburg August 17th...was 3-0 with a 1.55 ERA in his last four starts (29.0 IP, 36 strikeouts). **1993**—started the year at Toronto's Knoxville (AA) club but by the end of the season was a solid member of the A's starting rotation...traded to the Athletics for Rickey Henderson just minutes prior to the July 31 trading deadline...at Knoxville was 8-4 with a 3.38 ERA in 19 games, 18 starts...after the trade just moved over to the A's affiliate in the same league, Huntsville...made 2 starts at Huntsville and was 0-0 with a 5.14 ERA and 22 strikeouts in 14.0 innings...struckout a season best 13 in his first start with Huntsville on August 6th vs. Chattanooga...combined at both stops was 8-4 with a 3.58 ERA (118.0 IP, 47 ER) in 21 games, 20 starts...struckout 122 in

KARSAY, cont.

his 118 innings while walking just 35...in a *Baseball America* poll was named the Southern League's pitcher with the best control and best breaking ball...was brought to Oakland August 16th and he made his ML debut vs. Milwaukee at the Coliseum August 17th...struckout the first hitter he faced (Listach) and went on to record the win pitching 6.1 innings...after the win lost his next three starts but then settled down and finished out the year 2-0 over his last four starting assignments allowing just 18 hits and 6 earned runs over his last 24.0 innings (2.25 ERA). **1994**—started the year in the A's rotation and was off to a promising start when elbow problems surfaced and led to surgery which effectively ended his season...Dr. Lewis Yocum performed the arthroscopic surgery May 10th in Los Angeles to repair cartilage damage...Karsay made four starts in April prior to the surgery and was one of the most effective starting pitchers for the A's...had one loss, a 2-0 decision to Clemens at Fenway Park April 20th...it was Steve's first career complete game as he matched Clemens zero for zero for six innings before Boston punched across two seventh inning runs for the win...elbow problems began to surface following that start in Boston...league hit .252 vs. Steve and that broke down to a .191 average by lefthanded hitters (9 for 47) and a .304 mark by righthanders (17 for 56). **1995**—came to spring training after missing most of 1994 following arthroscopic surgery to repair cartilage damage in his elbow...pitched in three games and was 0-1 with a 23.14 ERA...last outing was on April 21, a scoreless inning vs. Milwaukee...was placed on the disabled list prior to opening day and remained on the DL the entire season following elbow surgery...on June 16, Dr. James Andrews performed "Tommy John" surgery on his right elbow...he reconstructed the ulnar collateral ligament with a palmaris longus graft and anterior ulnar nerve transposition.

PERSONAL/MISCELLANEOUS: Is a 1990 graduate of Christ the King High School (Middle Village, New York)...had signed a letter of intent with Louisiana State University before signing with the Toronto organization...signed his first pro contract on July 16th, 1990 or the exact same day that Todd Van Poppel signed with the A's...raised in New York but currently resides in Homer City, Pennsylvania.

LIFETIME PITCHING RECORD

Year	Club	W	L	ERA	G	GS	CG	SHO	SV	IP	H	R	ER	BB	SO
1990	St. Catharines	1	1	0.79	5	5	0	0	0	22.2	11	4	2	12	225
1991	Myrtle Beach	4	9	3.58	20	20	1	0	0	110.2	96	58	44	48	100
1992	Dunedin	6	3	2.73	16	16	3	2	0	85.2	56	32	26	29	87
1993	Knoxville	8	4	3.38	19	18	1	0	0	104.0	98	42	39	32	100
	Huntsville	0	0	5.14	2	2	0	0	0	14.0	13	8	8	3	22
	OAKLAND	3	3	4.04	8	8	0	0	0	49.0	49	23	22	16	33
1994	OAKLAND	1	1	2.57	4	4	1	0	0	28.0	26	8	8	8	15
1995	OAKLAND	(Injured—did not pitch)													
1996	Modesto	0	1	2.65	14	14	0	0	0	34.0	35	16	10	1	31
M.L. Totals		4	4	3.51	12	12	1	0	0	77.0	75	31	30	24	48

CAREER TRANSACTIONS: **1990** — Selected by the Toronto Blue Jays organization in 1st round (22nd pick overall) of free-agent draft, June 4. **1993** — Traded to the Oakland Athletics organization with a PTBNL (outfielder Jose Herrera) in exchange for outfielder Rickey Henderson, July 31. **1994** — On disabled list, April 26 to October 6. **1995** — On disabled list, April 24 to October 10.

A's ROOKIE PITCHING RECORDS

Wins: 12, Chris Codiroli, 1983
Saves: 12, Rollie Fingers, 1969
Games: 64, Bob Lacey, 1977
Games Started: 32, Matt Keough, 1978
Complete Games: 8, Steve McCatty, 1979
Shutouts: 2, three players tied
Innings Pitched: 208.1, Rick Langford, 1977
Strikeouts: 141, Rick Langford, 1977

PITCHING BREAKDOWN

1996						CAREER										
ERA	W	L	SV	G	IP	H	ER	vs. TEAM	ERA	W	L	SV	G	IP	H	ER
—	0	0	0	0	0.0	0	0	ANAHEIM	—	0	0	0	0	0.0	0	0
—	0	0	0	0	0.0	0	0	BALTIMORE	7.50	0	1	0	2	12.0	17	10
—	0	0	0	0	0.0	0	0	BOSTON	2.25	0	1	0	1	8.0	7	2
—	0	0	0	0	0.0	0	0	CHICAGO	1.29	0	0	0	1	7.0	5	1
—	0	0	0	0	0.0	0	0	CLEVELAND	—	0	0	0	0	0.0	0	0
—	0	0	0	0	0.0	0	0	DETROIT	6.94	0	2	0	2	11.2	16	9
—	0	0	0	0	0.0	0	0	KANSAS CITY	—	0	0	0	0	0.0	0	0
—	0	0	0	0	0.0	0	0	MILWAUKEE	2.84	1	0	0	1	6.1	6	2
—	0	0	0	0	0.0	0	0	MINNESOTA	1.29	2	0	0	3	21.0	15	3
—	0	0	0	0	0.0	0	0	NEW YORK	—	0	0	0	0	0.0	0	0
—	0	0	0	0	0.0	0	0	SEATTLE	0.00	1	0	0	1	5.2	4	0
—	0	0	0	0	0.0	0	0	TEXAS	—	0	0	0	0	0.0	0	0
—	0	0	0	0	0.0	0	0	TORONTO	5.06	0	0	0	1	5.1	5	3
—	0	0	0	0	0.0	0	0	BEFORE ASB	2.57	1	1	0	4	28.0	26	8
—	0	0	0	0	0.0	0	0	AFTER ASB	4.04	3	3	0	8	49.0	49	22
—	0	0	0	0	0.0	0	0	HOME	3.06	1	2	0	5	35.1	32	12
—	0	0	0	0	0.0	0	0	AWAY	3.89	3	2	0	7	41.2	43	18
—	0	0	0	0	0.0	0	0	DAY	3.10	0	2	0	4	29.0	26	10
—	0	0	0	0	0.0	0	0	NIGHT	3.75	4	2	0	8	48.0	49	20
—	0	0	0	0	0.0	0	0	APRIL	2.57	1	1	0	4	28.0	26	8
—	0	0	0	0	0.0	0	0	MAY	—	0	0	0	0	0.0	0	0
—	0	0	0	0	0.0	0	0	JUNE	—	0	0	0	0	0.0	0	0
—	0	0	0	0	0.0	0	0	JULY	—	0	0	0	0	0.0	0	0
—	0	0	0	0	0.0	0	0	AUGUST	5.50	1	2	0	3	18.0	22	11
—	0	0	0	0	0.0	0	0	SEPT/OCT	3.19	2	1	0	5	31.0	27	11

MAJOR LEAGUE FIELDING TOTALS

PITCHER

YEAR	PCT.	G	PO	A	E	TC	DP
1993	1.000	8	2	3	0	5	0
1994	1.000	4	3	4	0	7	0
Totals	1.000	12	5	7	0	12	0

KARSAY'S BEST

SEASON

W: 3 (1993)

SV: —

CG: 1 (1994)

ERA: 2.57 (1994)

G: 8 (1993)

IP: 49.0 (1993)

SO: 33 (1993)

LONGEST WINNING STREAK: 3, 9/14/93-4/9/94

LONGEST LOSING STREAK: 3, 8/23-9/4, 1993

GAME

LOW HIT CG: 7, 4/20/94 at Boston

IP: 8.0 (twice), last time: 4/20/94 at Boston

SO: 8, 4/20/94 at Boston

24

BRIAN LESHER

OF



Brian Herbert Lesher

1997 Opening Day Age: 26

Born: Antwerp, Belgium, March 5, 1971

Bats: Right **Throws:** Left

Height: 6-5 **Weight:** 205

Major League Service: 36 days

Obtained: Oakland's 25th round selection in the June, 1992 free agent draft

Contract Status: First year of a one-year contract through 1997.

1996 HIGHLIGHTS — Spent almost the entire season at Edmonton before the A's called on August 25...made his major league debut that day at New York with a start in right field...recorded his first major league hit in the sixth inning off Pettitte, driving in the go ahead run...hit his first major league home run two days later at Baltimore off Wells...had five home runs and 11 RBI in his first 16 games...started 20 of the A's 30 games following his recall, 10 in left field, nine in right field and one at his primary position in the minors, first

LESHER, cont.

base...hit .287 in 109 games at Edmonton, his first season at Triple-A...finished second on the Trappers with 119 hits, 29 doubles, 18 HR and 75 RBI...played 71 games at first base and 44 in the outfield...had a 12-game hitting streak from April 14-29...tied an Edmonton record on August 18 vs. Salt Lake when he drove in eight runs in a 4 for 6 performance, which included a grand slam...also homered in his next two games.

CAREER: 1992—began his professional career at Southern Oregon of the Northwest League...batted .191 with 3 HR and 18 RBI...appeared in 37 games in the outfield and three at first base. 1993—played the entire season at Madison, the A's Single-A affiliate in the Midwest League...hit .274 which was second best among the Muskies regulars...also had professional bests in triples (5) and stolen bases (20)...both totals ranked second on the team. 1994—played for the California League runners-up at Modesto and hit a professional bests in batting (.290) and walks (81)...the .290 average was fifth best in the A's farm system...ranked third in the league in walks and fourth in on-base percentage (.414)...got hot at the end of the year as he hit .359 (37 for 103) with 6 HR and 20 RBI from August 1 to the end of the season...then homered twice and drove in 10 runs in the playoffs...had a better batting average on the road (.314) but hit 9 of his 14 home runs at Modesto...in addition to his 78 games in the outfield, he also appeared in 27 games at first base. 1995—spent the entire season at Double-A Huntsville in the Southern League and led the Stars in home runs (19)...the home run total was fourth best in the A's farm system...hit just two home runs in both April and May before hitting seven in June and eight in July...hit .375 (21 for 56) with four home runs and 18 RBI over a 14-game stretch in early July...it was his best overall month as he hit .286 and drove in 25 runs in addition to the eight home runs...hit his last home run of the season on July 30 and from that point on he batted just .189 (14 for 74) with three RBI over 22 games...played mainly left and right field for the Stars but also appeared in three games at first base...was 10 for 44 (.227) with two home runs and nine RBI as the designated hitter.

PERSONAL/MISCELLANEOUS: Graduated from Newark HS...attended the University of Delaware...signed by J.P. Ricciardi...resides in Scottsdale, Arizona during the off-season.

LIFETIME PLAYING RECORD

Year	Club	AVG.	G	AB	R	H	2B	3B	HR	RBI	BB	SO	SB	CS
1992	Southern Oregon	.191	46	136	21	26	7	1	3	18	12	35	3	7
1993	Madison	.274	119	394	63	108	13	5	5	47	46	102	20	9
1994	Modesto	.290	117	393	76	114	21	0	14	68	81	84	11	11
1995	Huntsville	.261	127	471	78	123	23	2	19	71	64	110	7	8
1996	Edmonton	.287	109	414	57	119	29	2	18	75	36	108	6	5
	OAKLAND	.232	26	82	11	19	3	0	5	16	5	17	0	0
M.L. Totals		.232	26	82	11	19	3	0	5	16	5	17	0	0

CAREER TRANSACTIONS: 1992 — Selected by the Oakland Athletics organization in the 25th round of the free agent draft, June 1.

BATTING BREAKDOWN

1996	AVG.	AB	H	HR	RBI	CAREER vs. TEAM	AVG.	AB	H	HR	RBI
.143	7	1	1	1	1	ANAHEIM	.143	7	1	1	1
.333	9	3	1	1	1	BALTIMORE	.333	9	3	1	1
.125	8	1	1	2	0	BOSTON	.125	8	1	1	2
—	0	0	0	0	0	CHICAGO	—	0	0	0	0
.250	8	2	0	0	0	CLEVELAND	.250	8	2	0	0
—	0	0	0	0	0	DETROIT	—	0	0	0	0
.286	7	2	1	1	1	KANSAS CITY	.286	7	2	1	1
—	0	0	0	0	0	MILWAUKEE	—	0	0	0	0
.375	8	3	1	3	3	MINNESOTA	.375	8	3	1	3
.182	11	2	0	3	3	NEW YORK	.182	11	2	0	3
.238	21	5	0	5	5	SEATTLE	.238	21	5	0	5
.000	3	0	0	0	0	TEXAS	.000	3	0	0	0
—	0	0	0	0	0	TORONTO	—	0	0	0	0

1996 AVG.	AB	H	HR	RBI	CAREER vs. TEAM	AVG.	AB	H	HR	RBI
—	0	0	0	0	BEFORE ASB	—	0	0	0	0
.232	82	19	5	16	AFTER ASB	.232	82	19	5	16
.200	40	8	2	8	HOME	.200	40	8	2	8
.262	42	11	3	8	AWAY	.262	42	11	3	8
.216	37	8	3	8	vs. LEFT	.216	37	8	3	8
.244	45	11	2	8	vs. RIGHT	.244	45	11	2	8
.200	35	7	0	4	DAY	.200	35	7	0	4
.255	47	12	5	12	NIGHT	.255	47	12	5	12
—	0	0	0	0	APRIL	—	0	0	0	0
—	0	0	0	0	MAY	—	0	0	0	0
—	0	0	0	0	JUNE	—	0	0	0	0
—	0	0	0	0	JULY	—	0	0	0	0
.263	19	5	2	4	AUGUST	.263	19	5	2	4
.222	63	14	3	12	SEPT/OCT	.222	63	14	3	12

MAJOR LEAGUE FIELDING STATS

FIRST BASE

YEAR	PCT.	G	PO	A	E	TC	DP
1996	1.000	1	6	0	0	6	0
Totals	1.000	1	6	0	0	6	0

OUTFIELD

YEAR	PCT.	G	PO	A	E	TC	DP
1996	.977	25	40	2	1	43	0
Totals	.977	25	40	2	1	43	0

LESHER'S BEST

SEASON

AVG: .232 (1996)

H: 19 (1996)

HR: 5 (1996)

RBI: 16 (1996)

SB: —

HIT STREAK: 5, 9/10-17, 1996

CAREER GRAND SLAMS: 0

GAME

H: 2 (four times), last time: 9/27/96 vs. Seattle

HR: 1 (five times), last time: 9/17/96 at California

RBI: 3, 9/12/96 at Minnesota

2

JASON McDONALD

IF



Jason Adam McDonald

1997 Opening Day Age: 25

Born: Modesto, California, March 20, 1972

Bats: Switch Throws: Right

Height: 5-8 Weight: 185

Major League Service: None

Obtained: Oakland's 4th round selection in the June, 1993 free agent draft

Contract Status: First year of a one-year contract through 1997.

1996 HIGHLIGHTS — Made the jump from Single-A to Triple-A as he spent all of 1996 at Edmonton...was the every-day second baseman for the Pacific Coast League Champion Trappers although he did make 18 appearances in the outfield in addition to his 122 games at second...hit .238 and ranked fourth in the PCL with 33 steals...was hit by a pitch a team leading 15 times, ranked second on the club in games played (137), triples (5), walks (63) and steals and third in runs (71) and hits (114)...started the season 0 for 21 but a 16 for 40 (.400) streak from April 28-May 12 lifted his average to the .234 mark...average dropped to .213 on July 3 but he then hit .279 (50 for 179) the rest of the way, including .293 in July...then hit .324 in eight playoff games...hit eight home runs for the season and three of those came in a seven game span at the end of May when he also drove in nine runs...fared better on the road where he hit .258 (65 for 252), compared to .216 at Edmonton.

CAREER: 1993—did not sign until July 27 and appeared in 35 games for Southern Oregon, the A's short-season Class A affiliate in the Northwest League...batted .295 with no homers and eight RBI...did steal 22 bases which led the team. **1994**—despite missing nearly three weeks because of a sprained left ankle, Jason led the Midwest League with nine triples, was second with 81 walks and tied for third with 52 steals...the 52 steals were second best in

McDONALD, cont.

the A's organization...led West Michigan in runs (67), triples, walks and steals...started slowly as he was hitting just .205 on July 1...then hit .281 in July and .370 in August before his injury...struggled at West Michigan's home park where he hit .183 (31 for 169) compared to .277 on the road...appeared in 58 games at second, 49 in the outfield and 11 at shortstop. **1995**—led all of minor league baseball with 70 steals and 110 walks while playing for Single-A Modesto of the California League...finished second with 109 runs...led the A's in runs, triples (7), walks and steals...earned Player of the Week honors for the week ending April 22 after collecting four consecutive three-hit games...stole 21 bases in 25 April games...was named to the mid-season California League All-Star team...had 16 multi-steal games including four of three or more...had six home runs including a grand slam on September 2 vs. High Desert...hit .067 (1 for 15) for Modesto in the playoffs...played 78 of his 133 games at shortstop but still led Cal League shortstops with 43 errors...also appeared in 43 games in the outfield and 14 at second.

PERSONAL/MISCELLANEOUS: Graduated from Elk Grove High School in 1992...attended the University of Houston...signed by Bill Gayton...resides in Elk Grove, California during the off season.

LIFETIME PLAYING RECORD

Year	Club	AVG.	G	AB	R	H	2B	3B	HR	RBI	BB	SO	SB	CS
1993	Southern Oregon	.295	35	112	26	33	5	2	0	8	31	17	22	4
1994	West Michigan	.238	116	404	67	96	11	9	2	31	81	87	52	23
1995	Modesto	.262	133	493	109	129	25	7	6	50	110	84	70	20
1996	Edmonton	.238	137	479	71	114	7	5	8	46	63	82	33	13

CAREER TRANSACTIONS: 1993 — Selected by the Oakland Athletics organization in the 4th round of the free agent draft, June 3.

25

MARK McGWIRE

1B



Mark David McGwire

1997 Opening Day Age: 33

Born: Pomona, California, October 1, 1963

Bats: Right **Throws:** Right

Height: 6-5 **Weight:** 245

Major League Service: 10 years, 47 days

Obtained: Originally Oakland's 1st round selection (10th player overall) in the June, 1984 free agent draft, regular phase; re-signed as a free agent, December 24, 1992.

Contract Status: Fifth year of a five-year contract through 1997.

1996 HIGHLIGHTS — A record setting season for the A's first baseman, despite playing in only 130 games...hit a career high, Oakland record and major league leading 52 home runs, becoming the 14th player (21 times) in major league history to hit 50 home runs...the 52 homers tied for 11th most in major league history, were the most in the majors since Foster hit 52 in 1977 and the most in the A.L. since Maris (61) and Mantle (54) in 1961...is the only player to hit 50 HR and play in fewer than 140 games...did it at a major league record rate of one home run every 8.13 at bats, matching his figure from last year...now has a career average of one home run every 12.41 at bats, which is second only in major league history to Ruth's 11.76...including one per 8.80 at bats over the last four years...in addition to leading the majors in home runs, he also ranked first in slugging percentage (.730) and on-base percentage (.467)...became the 10th player (18 times) to lead the majors in all three categories, the fourth since World War II (Mays in 1965, Yastrzemski in 1967 and Schmidt in 1981)...both figures also set Oakland records and the slugging percentage was 14th best in major league history...batted a team leading .312 which was 60 points above his career average and 23 points above his

previous best of .289 in his rookie season of 1987...also had career highs in runs (104) and walks (116), falling two walks short of Bando's single season Oakland record...had his fourth career 100 RBI season (113) and reached the century mark in runs, walks and RBI in the same season for the first time in his career...named to the Silver Slugger Team, the Associated Press All-Star Team and finished seventh in the BBWAA MVP voting...opened the season on the disabled list with a plantar fascial tear in his right foot...was injured scoring from first on a Steinbach double in a spring training game against Chicago on March 12...missed the first 18 games before he was activated April 23...reached base via hit, walk or hit by pitch in each of his first 48 games and 62 straight dating back to September 16, 1995, setting an Oakland record...hit his first of two grand slams on May 1 vs. California (other came on September 22 at Seattle) and has eight for his career which ties Steinbach for the Oakland record...went 24 at bats without a homer from May 7-14, his longest homerless streak of the season...had just six streaks where he went 15 or more at bats without a homer...began his home run tear on May 17 at Boston and including that blast, he hit 21 home runs in a 36 game span through June 27...hit .333 (41 for 123) over that span with 7 doubles for a .902 slugging percentage...never went more than three games without a homer during that streak...during the streak he hit the 9000th home run in Athletics history on May 28 vs. Boston and drove in his 790th career run on June 16 at Milwaukee to break Sal Bando's Oakland career record...had three doubles in the latter contest, tying an Oakland record...belted his 300th career home run on June 25 vs. Detroit (Olivares) to become the 73rd player in major league history to reach that plateau...finished June with 14 home runs, one shy of his club record for home runs in a month (May, 1987) and the major league record for home runs in June...was named American League Player of the Month in June, hitting .329 with 25 RBI, six doubles, a .915 slugging percentage, 31 walks, a .513 on-base percentage and 26 runs in 26 games...was named to the American League All-Star Team for the eighth time in his 10-year career on July 2 and celebrated by hitting his 303rd career home run that night in Seattle, breaking Jimmie Foxx's Athletics career record...hit his 30th home run on July 13 at Texas, giving him seven 30-homer seasons, tying Foxx's all-time A's record...took a break from his home run milestones on July 22 at Chicago when he recorded his 1000th career hit off Tapani, becoming the eighth Oakland player to reach that plateau...homered in four consecutive games from July 23-26...also homered in two consecutive games 11 times and three straight twice...his home run on the 23rd at Chicago traveled an estimated 452 feet and the next day he hit the longest home run ever by an opponent at the new Comiskey with a 470 foot blast...then on the 25th in Toronto he homered into the fifth deck for a 488 foot home run, the longest in the five years that all major league home runs have been measured...later hit a 481 foot shot on September 22 at Seattle which tied for seventh longest...nine of his 52 home runs this year traveled at least 450 feet and his combined total was 21,357 feet (410.7 feet per homer) or just over four miles...his pinch homer on July 26 at Toronto concluded another hot streak where Mark hit 12 home runs in a 17-game span and brought his 61 game total from May 17-July 26 to 34...he homered at least once in every series during the latter streak for a major league record of 20 consecutive series with a home run...that streak ended when he missed five games with back spasms, July 27-August 1...hit his 40th home run on August 12 vs. Minnesota, his third 40 homer season, making him and Foxx the only two Athletics with three 40-homer seasons...hit his 40th in his 294th at bat, breaking Ruth's record for fewest at bats to 40 homers (316 in 1928)...homered the next day to increase his 162 game total dating back to June 2, 1995 to 70...hit his 145th career home run in the Coliseum on August 18 vs. Baltimore (Yan) breaking Reggie Jackson's Coliseum career home run record...hit his 50th home run in the second game of a double header at Cleveland on September 14 off Ogea...reached 50 in 390 at bats, breaking Ruth's record of fewest at bats to 50 homers (438 in 1921)...hit his final two home runs on September 22 at Seattle, and both came in the fifth inning to tie a major league record for home runs in an inning (28th player, 30th time)...that gave him 28 home runs on the road, tying the franchise record which he already shared with Canseco...that was also his fifth two-homer game of the season and the 36th multiple homer game of his career which is tied for 20th all-time...his 329 career homers rank 57th...19 of his 52 HR put the A's ahead and he had a team leading 34 game-tying/go-ahead RBI...homered at least twice against every

team and his best was six vs. Boston, Cleveland and Detroit...three of those six against Detroit came in Tiger Stadium where he has 21 in his career, his most in any ball park except the Coliseum...hit at least .321 each month from May through August, including .356 in May, his highest batting average ever in a full month...average improved to .359 with runners in scoring position which ranked fourth in the league and his .373 average off south paws was seventh best...combined with Berroa for an Oakland record 88 home runs by two team mates, which was the 11th best total in major league history.

CAREER: 1984—was the A's top pick in the June free agent draft...played 16 games that year for Modesto, batting .200 in 55 plate appearances. **1985**—spent the full year as Modesto's starting third baseman...showed exceptional power...batted .274 in 138 games, and slugged 50 extra-base hits in 489 at-bats (23 doubles, 3 triples and 24 homers)...also had 106 RBIs and 108 strikeouts...earned the California League's Rookie of the Year Award. **1986**—started the year in Double-A Huntsville but moved up to Tacoma June 6th and then up to Oakland August 20th...finished his minor league season with a .311 average, 148 hits, 23 home runs and 112 RBIs...picked up his first major league hit on August 24th vs. the Yankees Tommy John...belted his first homer the next day off Walt Terrell at Detroit...never really got in the groove with Oakland, batting .189 with 10 hits and 3 homers in 53 at-bats...fielding was a problem at third as he made 6 errors and fielded .833. **1987**—consensus American League Rookie of the Year...selected unanimously by the BBWAA, only the second rookie to earn that distinction (Carlton Fisk, 1972)...his 49 homers led the league and tied for the major league high with the Cubs' Andre Dawson...homer total also set a new major league rookie record...set a new Oakland single season standard, eclipsing Reggie Jackson's 47 hit in 1969...also topped the major leagues with a .618 slugging percentage, which was an A's record at the time...had at least 12 RBIs in each month of the season and 20 or more in 4 months...his RBI total the third best in the AL...finished sixth in the AL MVP voting...had a 5-homer spree in Detroit May 8-10th...in 3-game series at Cleveland June 26-28, hit 5 homers, knocked in 7 runs and scored runs in 9 consecutive at-bats...named to the AL All-Star team for the game in Oakland...had 33 homers with 68 RBIs at the break...tied major league rookie homer record of 38 August 11th at Seattle with a solo shot off the M's Mike Moore...set the new mark with his 39th homer in Anaheim August 14th, a 2-run homer in the 6th inning off the Angels Don Sutton. **1988**—finished second on the club to Canseco with 32 homers and 99 RBIs...homer total of 32 was third best in the loop and RBI total was 8th best...back stiffness caused Mark to miss 9 of the A's last 16 games and his chance at 100 RBIs for the second consecutive season...named as the AL's starter at first base in the All-Star Game at Cincinnati...more than a third of his RBIs pulled the A's into a tie or put them ahead...hit .333 in the ALCS vs. Boston with a homer and 3 RBIs...recorded one of his greatest career moments when he homered off Jay Howell in the 9th inning of Game 3 in the World Series...the blast gave the A's a 2-1 victory...it was Oakland's only win in the Series and Mark's only hit in 17 at bats. **1989**—led the A's and ranked third in the AL with 33 homers...finished second to Parker on the A's and tenth in the league with 95 RBIs...led the league with a homer every 14.8 at-bats and was second with an RBI every 5.2 at-bats...all this despite spending 15 days on the DL in early April with a herniated disc in his back...after returning missed just 5 games the remainder of the season...hit safely in 7 of the 9 A's post season games...overall hit .343 in the post season with a homer and 4 RBIs...amazingly was the only A's regular not to homer in the Series vs. San Francisco. **1990**—became the first man to hit 30 or more homers in his first four full major league seasons...topped the A's in RBIs (108) and games played (156) and led the major leagues in walks with 110...was second on the A's to Rickey in runs scored with 86...post season numbers were not up to his standards...wound up with 5 hits...all singles...hit .154 in the ALCS vs. Boston with 2 RBIs...and .214 in the Series with no RBIs...earned his first Rawlings Gold Glove for defensive excellence at first base...made just 5 errors in 1,429 total chances for a .997 fielding percentage...selected by the fans for the third consecutive season as the AL's All-Star starting first baseman...Mark finished 11th in American League MVP

voting. **1991**—had his consecutive streak of 30 or more homers end at four years and his .201 average was a career low by 30 points...was again among the top fielding first basemen in baseball...Mac made just four errors in 1,297 chances for a .997 fielding percentage...22 homers was the third best total on the club and his 75 RBI's was fourth best...with 93 walks he finished second to Rickey Henderson on the A's and sixth in the league. **1992**—led the major leagues averaging a homer every 11.1 at-bats but a muscle strain in August forced him to miss 20 games and cost him a chance to win his second major league homer title...McGwire's 42 homers second only to the Rangers Juan Gonzalez who homered on the final day of the season to finish with 43...Mark did lead the AL with a .585 slugging percentage...finished fourth to teammate Eckersley in the AL MVP balloting and was named to *The Sporting News* and UPI All-Star teams...also named by UPI as the Comeback Player of the Year...finished the year with a .268 average, 67 points above his 1991 figure...led the A's with 104 RBI as he also topped the club with 29 multi-RBI games...in the playoffs vs. Toronto belted a 2-run homer off Morris in his first at-bat but then finished the post season 2 for his last 19 with 1 RBI...spring training was a good indication of what kind of year McGwire was set for as he led the major leagues in hitting with a .453 Cactus League average...June 10th in Milwaukee a big day in Mark's career as his 22nd home run of the 1992 season off the Brewer's Bosio was the 200th of his career...only four men in baseball history, Kiner, Ruth, Killebrew and Mathews have reached the 200 mark faster than Mark who hit his 200th in his 2,852nd at-bat...that homer also tied his total for 1991...reached the All-Star break with 28 homers and was named to the AL All-Star squad for the sixth consecutive year...it was the fifth straight year he was named a starter by the fans...in the All-Star home run hitting contest belted 12 homers to top everyone and lead the AL All-Stars to an easy win...with 38 homers on August 21st had a 6 homer bulge over Gonzalez but strained a rib muscle on the right side of his rib cage that night at Camden Yards and went on the disabled list...when he came back 20 games later had lost the homer lead...with 1 swing at Chicago September 21st reached the 40 homer and 100 RBI plateaus...second time he had reached the 40 homer mark and third time for 100 RBI. **1993**—appeared in just 27 games due to an injured left heel...made just two pinch-hitting appearances after May 14th...eventually underwent surgery in September to repair the damage...was off to a great start with 28 hits, including 15 extra-base hits, and 24 RBI in his first 25 games before the injury shut him down...originally injured the heel during the A's series in New York May 3-4th...played in another 9 games before he went on the DL May 14th...missed the next 100 games before he was activated September 3rd...after grounding out in a pinch-hitting role vs. Baltimore at the Coliseum September 3rd had to miss the A's next 3 games as he served a suspension for his part in the August 24th rhubarb at Milwaukee...his last 1993 appearance was as a pinch-hitter at Toronto September 9th...underwent surgery on the heel September 24th in Houston as Dr. Donald Baxter corrected a partial tear of fascia in his left heel and also shaved a small bone spur...his season total of 9 homers the second best figure in major league history for a player with 100 or fewer at-bats...Ted Williams hit 13 in 91 at-bats for Boston in 1953. **1994**—second consecutive injury shortened season for the A's first baseman...after off season left heel surgery, came to spring camp healthy but the injuries arrived almost as soon as camp started and persisted through much of his season...a stiff back kept McGwire out of the first three weeks of spring games but was in the A's opening day lineup for the seventh consecutive year...stress fracture of the left heel was his second significant injury of the year and it landed him on the disabled list April 30th where he remained for 43 games until June 18th...belted one of the most dramatic homers of the year July 10th at Baltimore off Lee Smith, a two-run shot with the A's down a run in the 9th inning...but just a little more than two weeks later, on July 26th in Anaheim, he reinjured his left heel...was placed on the disabled list the next day, missed the remainder of the season and eventually underwent surgery for a second time on the heel...Dr. Donald Baxter, who performed the

DID YOU KNOW...

That only two men in the Oakland Athletics' history have belted homers in their first major league at-bat...they are Joe Keough (August 7, 1968 at New York) and Terry Steinbach (September 12, 1986 at Cleveland).

McGWIRE, cont.

first surgery on McGwire's heel to "release" the medial part of the fascia September 24, 1993, performed the second surgery to "release" the lateral aspect of the fascia on August 30th...on the year McGwire wound up appearing in 47 games, making 37 starts at first base which tied him with Troy Neel for the most starts on the A's at the position. **1995**—despite a season shortened to 144 games and missing 33 games because of two separate stints on the disabled list, Mark hit 39 home runs in just 317 at bats...became one of just seven players in ML history to hit 30 homers with fewer than 400 at bats and his 39 HR are the most ever by a player with fewer than 392 at bats (Hank Aaron, 40 HR in 392 at bats in 1973)...most of the power came against left handed pitching as he hit 14 HR off south paws in just 79 at bats (1 per 5.6 at bats)...his average distance of 418 feet per homer was the best in the majors...also topped the A's with 90 RBI...had more home runs than singles (35)...started the year 4 for 18 but then put together a career high 18 game hitting streak (23 for 64, .359) from May 3-21...had his first two-homer game of the season on June 10 at Boston and followed that up by blasting three the next day to tie his career high (June 27, 1987 at Cleveland)...the five HR in consecutive games tied a major league record (18 times) which he already shared...he and Ralph Kiner are the only two players who have done it twice...had five multiple HR games for the season...belted his sixth career grand slam vs. California on June 30 in the bottom of the ninth off Lee Smith to give the A's an 8-5 win...21 of his 39 HR and 31 of his 90 RBI either tied the game or put the A's ahead...was tied with Mo Vaughn for the major league lead with 24 HR and 59 RBI when he was hit in the helmet by a David Cone pitch on July 8 vs. Toronto...was hit by a pitch 11 times for the season which tied for 4th in the league...was named to his seventh All-Star Game but did not play because of the injury...missed five games following the Cone beaming and returned for three games before suffering a deep bruise in his left foot on July 17 which landed him on the DL the next day...missed 12 games, was activated August 2, played in three games, and then went back on the DL with a sore lower back...missed another 21 games before returning August 26...finished the season by hitting 11 home runs in his last 18 games...included in that span was the 269th of his career on September 14 vs. Kansas City (Gubicza) which broke Reggie Jackson's Oakland career record...stole second base as a part of a double steal at California on September 30, his first steal since August 6, 1991.

PERSONAL/MISCELLANEOUS: Graduated from Damien High School (Claremont) in 1981...attended the University of Southern California for three years...holds the Pac-10 Conference record for most homers in a single season (32)...was a member of the United States Olympic team in 1984...brother, Dan, was a quarterback for the Seattle Seahawks and was that club's number one selection in the 1991 NFL draft...finished in a second place tie in the 1993 AT&T Pebble Beach ProAm with his partner Billy Andrade...Mark is single and resides in Alamo, California...he has one son, Matthew.

LIFETIME PLAYING RECORD

Year	Club	AVG.	G	AB	R	H	2B	3B	HR	RBI	BB	SO	SB	CS
1984	Modesto	.200	16	55	7	11	3	0	1	1	8	21	0	0
1985	Modesto	.274	138	489	95	134	23	3	24	106	96	108	1	2
1986	Huntsville	.303	55	195	40	59	15	0	10	53	46	45	3	0
	Tacoma	.318	78	280	42	89	21	5	13	59	42	67	1	1
	OAKLAND	.189	18	53	10	10	1	0	3	9	4	18	0	1
1987	OAKLAND	.289	151	557	97	161	28	4	49	118	71	131	1	1
1988	OAKLAND	.260	155	550	87	143	22	1	32	99	76	117	0	0
1989	OAKLAND	.231	143	490	74	113	17	0	33	95	83	94	1	1
1990	OAKLAND	.235	156	523	87	123	16	0	39	108	110	116	2	1
1991	OAKLAND	.201	154	483	62	97	22	0	22	75	93	116	2	1
1992	OAKLAND	.268	139	467	87	125	22	0	42	104	90	105	0	1
1993	OAKLAND	.333	27	84	16	28	6	0	9	24	21	19	0	1
1994	OAKLAND	.252	47	135	26	34	3	0	9	25	37	40	0	0
1995	OAKLAND	.274	104	317	75	87	13	0	39	90	88	77	1	1
1996	OAKLAND	.312	130	423	104	132	21	0	52	113	116	112	0	0
M.L. Totals		.258	1224	4082	725	1053	171	5	329	860	789	945	7	8

CAREER TRANSACTIONS: 1981 — Selected by Montreal Expos in 8th round of free-agent draft, June 8. 1984 — Selected by Oakland Athletics in 1st round (10th player selected) of free-agent draft, June 4. 1989 — On disabled list, April 11 to April 26. 1992 — On disabled list, August 22 to September 11. Granted free agency, October 26; re-signed by Oakland, December 24. 1993 — On disabled list, May 14 to September 3. 1994 — On disabled list, April 30 to June 18. On disabled list, July 27 to October 6. 1995 — On disabled list, July 18 to August 2. On disabled list, August 5 to 26. 1996 — On disabled list, March 22 to April 23.

LEAGUE CHAMPIONSHIP SERIES RECORD

Year	Club/Opp.	AVG.	G	AB	R	H	2B	3B	HR	RBI	BB	SO	SB	CS
1988	OAK vs. BOS	.333	4	15	4	5	0	0	1	3	1	5	0	0
1989	OAK vs. TOR	.389	5	18	3	7	1	0	1	3	1	4	0	0
1990	OAK vs. BOS	.154	4	13	2	2	0	0	0	2	3	3	0	0
1992	OAK vs. TOR	.150	6	20	1	3	0	0	1	3	5	4	0	0
Totals		.258	19	66	10	17	1	0	3	11	10	16	0	0

WORLD SERIES RECORD

Year	Club/Opp.	AVG.	G	AB	R	H	2B	3B	HR	RBI	BB	SO	SB	CS
1988	OAK vs. L.A.	.059	5	17	1	1	0	0	1	1	3	4	0	0
1989	OAK vs. S.F.	.294	4	17	0	5	1	0	0	1	1	3	0	0
1990	OAK vs. CIN	.214	4	14	1	3	0	0	0	0	2	4	0	0
Totals		.188	13	48	2	9	1	0	1	2	6	11	0	0

ALL-STAR GAME RECORD

Year	Club/Site	AVG.	G	AB	R	H	2B	3B	HR	RBI	BB	SO	SB	CS
1987	A.L./Oak.	.000	1	3	0	0	0	0	0	0	0	0	0	0
1988	A.L./Cin.	.500	1	2	0	1	0	0	0	0	0	1	0	0
1989	A.L./Cal.	.333	1	3	0	1	0	0	0	0	0	0	0	0
1990	A.L./Chi. (N)	.000	1	2	0	0	0	0	0	0	0	2	0	0
1991	A.L./Tor													
1992	A.L./S.D.	.333	1	3	1	1	0	0	0	2	0	0	0	0
1995	A.L./Tex.													
1996	A.L./Phi.	1.000	1	1	0	1	0	0	0	0	0	0	0	0
Totals		.286	6	14	1	4	0	0	0	2	0	3	0	0

BATTING BREAKDOWN

1996					CAREER					
AVG.	AB	H	HR	RBI	vs. TEAM	AVG.	AB	H	HR	RBI
.314	35	11	4	12	ANAHEIM	.261	330	86	27	78
.333	42	14	3	8	BALTIMORE	.272	338	92	30	80
.390	41	16	6	12	BOSTON	.255	330	84	34	78
.462	13	6	2	3	CHICAGO	.253	288	73	23	53
.324	37	12	6	15	CLEVELAND	.272	309	84	25	59
.273	22	6	6	10	DETROIT	.291	296	86	36	88
.323	31	10	3	7	KANSAS CITY	.298	336	100	21	64
.333	30	10	2	5	MILWAUKEE	.247	296	73	20	61
.308	39	12	5	10	MINNESOTA	.276	322	89	26	60
.350	40	14	3	8	NEW YORK	.230	357	82	23	65
.270	37	10	4	12	SEATTLE	.247	304	75	20	64
.206	34	7	5	8	TEXAS	.240	304	73	28	61
.182	22	4	3	3	TORONTO	.206	272	56	16	49
.321	211	70	28	60	BEFORE ASB	.263	2293	602	197	505
.292	212	62	24	53	AFTER ASB	.252	1789	451	132	355
.310	213	66	24	56	HOME	.246	1968	484	149	404
.314	210	66	28	57	AWAY	.269	2114	569	180	456
.373	102	38	12	26	vs. LEFT	.270	1113	300	98	266
.293	321	94	40	87	vs. RIGHT	.254	2969	753	231	594
.335	173	58	22	51	DAY	.274	1575	431	148	363
.296	250	74	30	62	NIGHT	.248	2507	622	181	497
.176	17	3	2	5	APRIL	.270	519	140	42	111
.356	87	31	9	22	MAY	.266	760	202	68	174
.329	82	27	14	25	JUNE	.254	732	186	66	159
.321	78	25	13	21	JULY	.247	742	183	52	141
.322	87	28	8	22	AUGUST	.247	665	164	47	131
.250	72	18	6	18	SEPT/OCT	.268	654	178	54	144

McGWIRE, cont.

MAJOR LEAGUE FIELDING STATS

FIRST BASE

YEAR	PCT.	G	PO	A	E	TC	DP
1987	.992	145	1173	90	10	1273	91
1988	.993	154	1228	88	9	1325	118
1989	.995	141	1170	114	6	1290	122
1990	.997	154	1330	94	5	1429	126
1991	.997	152	1191	101	4	1296	120
1992	.995	139	1118	71	6	1195	118
1993	1.000	25	197	14	0	211	20
1994	.988	40	307	18	4	329	26
1995	.986	91	775	64	12	851	65
1996	.990	109	913	60	10	983	118
Totals	.994	1150	9402	714	66	10182	924

YEAR	PCT.	G	PO	A	E	TC	DP
1986	.833	16	10	20	6	36	1
1987	.813	8	2	11	3	16	0
Totals	.827	24	12	31	9	52	1

FEWEST AT BATS TO 40 HR

Mark McGwire, 1996	294
Babe Ruth, 1928	316
Babe Ruth, 1920	324-326*
Reggie Jackson, 1969	340
Babe Ruth, 1921	341-345*
Babe Ruth, 1930	348-349*
Mickey Mantle, 1961	349-352*
Roger Maris, 1961	352-355*
Jimmie Foxx, 1932	368-370*
Mickey Mantle, 1956	384-386*

FEWEST AT BATS TO 50 HR

Mark McGwire, 1996	390
Babe Ruth, 1921	438
Babe Ruth, 1920	443-445*
Roger Maris, 1961	455
Mickey Mantle, 1961	464
Babe Ruth, 1927	474
Babe Ruth, 1928	485
Hank Greenberg, 1938	485-486*
Jimmie Foxx, 1932	508
Ralph Kiner, 1949	511

*exact at bat unavailable but falls somewhere in indicated range.

FEWEST AT BATS TO 200 CAREER HOMERS

1. Ralph Kiner	2537
2. Babe Ruth	2580
3. Harmon Killebrew	2584
4. Eddie Mathews	2811
5. Mark McGwire	2852

OUTFIELD

YEAR	PCT.	G	PO	A	E	TC	DP
1987	1.000	3	1	0	0	1	0
1988	—	1	0	0	0	0	0
Totals	1.000	4	1	0	0	1	0

McGWIRE'S BEST

SEASON

AVG: .312 (1996)

H: 161 (1987)

HR: 52* (1996)

RBI: 118 (1987)

SB: 2 (1990 & 1991)

HIT STREAK: 18 games, 5/3-21, 1995

CAREER GRAND SLAMS: 8, 9/22/96 at Seattle; 5/1/96 vs. California; 6/30/95 at California; 6/13/92 vs. Texas; 8/15/90 vs. Boston; 6/9/89 at Texas; 5/2/89 at Toronto; 8/11/88 vs. California

GAME

H: 4 (five times), last time: 5/3/93 at New York

HR: 3 (twice), last time: 6/11/95 at Boston

RBI: 6, 5/8/91 vs. Baltimore

* Led league

FEWEST AT BATS TO 300 CAREER HOMERS

1. Babe Ruth	3630
2. Mark McGwire	3837
3. Ralph Kiner	3883
4. Harmon Killebrew	3928
5. Willie McCovey	4261
Dave Kingman	4261
7. Jimmie Foxx	4342
8. Eddie Mathews	4362
9. Mike Schmidt	4473
10. Ted Williams	4631
11. Jose Canseco	4653

TEAMMATES HOMERING IN THE SAME GAME

1. Hank Aaron/Eddie Mathews	75
2. Babe Ruth/Lou Gehrig	73
3. Willie Mays/Willie McCovey	68
4. Duke Snider/Gil Hodges	67
5. Ron Santo/Billy Williams	64
6. Bob Allison/Harmon Killebrew	61
7. Jim Rice/Dwight Evans	56
Joe Adcock/Eddie Mathews	56
9. Mickey Mantle/Yogi Berra	55
10. Willie Mays/Orlando Cepeda	50
11. Bob Meusel/Babe Ruth	47
12. Ernie Banks/Ran Santo	43
13. Mark McGwire/Jose Canseco	42
Harmon Killebrew/Tony Oliva	42
Ernie Banks/Billy Williams	42
Mickey Mantle/Roger Maris	42

Home Run research courtesy of: David Vincent, SABR; Pete Palmer, Total Baseball; David Smith and Luke Kraemer, Retrosheet; Bill Deane; Gary Gillete, Baseball Workshop; and Bill Arnold, Sports Features Group.

McGWIRE'S HOME RUNS IN 1996

NO.	DATE	OPPONENT	D/N	MEN			PITCHER	COUNT	GT/GA	DISTANCE
				INN.	ON	OUT				
1	April 27	at Detroit	D	1	1	2	Lira	3-2	GA#1	360
2	April 28	at Detroit	D	5	1	1	Gohr	1-1		462
3	May 1	California	N	4	3	0	Leftwich	0-1		420
4	May 7	Cleveland	D	3	2	0	Hershiser	2-1	GT#1/GA#2	450
5	May 17	at Boston	N	1	0	2	Wakefield	0-2		435
6	May 20	at Boston	N	5	0	0	Gordon	2-0		460
7	May 22	at New York	N	6	0	2	Pettitte	1-2		370
8	May 24	at Baltimore	N	4	1	1	Mussina	2-0	GA#3	365
9	May 25	at Baltimore	D	4	1	1	Wells	3-1	GA#4	423
10	May 27	Boston	D	5	1	2	Wakefield	3-2		422
11	May 28	Boston	N	2	0	0	Clemens	1-2	GA#5	393
12	June 2	New York	D	3	0	2	Rogers	1-2		355
13	June 4	Kansas City	D	6	0	2	Valera	1-2		396
14	June 7	at Minnesota	N	6	0	0	Radke	1-1		393
15	June 9	at Minnesota	N	1	1	2	Rodriguez	3-2	GA#6	475
16	June 10	at Cleveland	N	7	0	2	Nagy	2-2		415
17	June 12	at Cleveland	N	1	2	1	McDowell	0-0	GA#7	415
18	June 12	at Cleveland	N	7	0	0	Tavarez	0-1		390
19	June 15	at Milwaukee	N	1	1	2	Givens	0-0	GA#8	402
20	June 18	at Detroit	N	5	1	1	Sager	1-1		417
21	June 21	Toronto	N	8	0	0	Crabtree	2-2		405
22	June 24	Detroit	N	1	1	2	Sodowsky	2-1	GT#2/GA#9	415
23	June 25	Detroit	D	2	0	0	Olivares	0-0		395
24	June 25	Detroit	D	7	0	2	Olivares	1-0		432
25	June 27	at California	N	1	1	2	Boskie	1-1	GA#10	374
26	July 2	at Seattle	N	6	1	0	Wells	0-1		395
27	July 6	California	D	4	1	0	Langston	0-1	GA#11	410
28	July 7	California	D	8	0	0	McElroy	1-0		418
29	July 11	Texas	D	2	0	0	Oliver	0-0	GT#3	415
30	July 13	Texas	N	8	0	2	Pavlik	0-0		351
31	July 16	Seattle	D	5	1	2	Hitchcock	1-0	GA#12	350
32	July 19	at Texas	N	4	1	0	Helling	1-1	GT#4	386
33	July 19	at Texas	N	5	0	0	Helling	0-0		414
34	July 20	at Texas	N	2	0	0	Witt	1-2	GA#13	375
35	July 23	at Chicago	N	4	0	2	Fernandez	1-1	GT#5	452
36	July 24	at Chicago	D	5	1	2	Baldwin	0-0		470
37	July 25	at Toronto	N	4	0	0	Flenner	1-1	GA#14	488
38	July 26	at Toronto	N	8	0	2	Quantrill	2-1	GT#6	409
39	Aug. 5	Milwaukee	D	4	0	0	Eldred	1-1		420
40	Aug. 12	Minnesota	N	1	2	1	Robertson	3-1	GA#15	442
41	Aug. 12	Minnesota	N	6	0	1	Hansell	1-0		387
42	Aug. 13	Minnesota	N	6	1	1	Aguilera	1-0	GA#16	395
43	Aug. 18	Baltimore	D	2	0	0	Wells	2-1		405
44	Aug. 25	at New York	D	2	0	0	Pettitte	0-0	GT#7	446
45	Aug. 30	Boston	N	7	1	2	Harris	2-2		409
46	Aug. 31	Boston	N	1	1	1	Wakefield	1-2	GA#17	368
47	Sep. 6	Kansas City	N	7	1	1	Haney	0-0		390
48	Sep. 7	Kansas City	N	7	2	2	Pichardo	2-2		404
49	Sep. 14	at Cleveland (1)	D	1	1	2	Nagy	0-0	GA#18	385
50	Sep. 14	at Cleveland (2)	D	1	1	2	Ogea	0-0	GA#19	380
51	Sep. 22	at Seattle	D	5	0	0	Wolcott	0-0		473
52	Sep. 22	at Seattle	D	5	3	2	Wagner	0-0		481

SINGLE SEASON AT BATS PER HOME RUN

1. Mark McGwire (1996)	8.13
2. Babe Ruth (1920)	8.48
3. Babe Ruth (1927)	9.00
4. Babe Ruth (1921)	9.15
5. Mickey Mantle (1961)	9.52
6. Hank Greenberg (1938)	9.59
7. Roger Maris (1961)	9.67
8. Babe Ruth (1928)	9.93
9. Jimmie Foxx (1932)	10.09
10. Ralph Kiner (1949)	10.17

CAREER AT BATS PER HOME RUN (min. 250 HR)

	AB	HR	AB/HR
1. Babe Ruth	8399	714	11.76
2. Mark McGwire	4082	329	12.41
3. Ralph Kiner	5205	369	14.11
4. Harmon Killebrew	8147	573	14.22
5. Ted Williams	7706	521	14.79
6. Dave Kingman	6677	442	15.11
7. Mickey Mantle	8102	536	15.12
8. Cecil Fielder	4380	289	15.16
9. Jimmie Foxx	8134	534	15.23
10. Mike Schmidt	8352	548	15.24

*McGwire also averaged 8.13 HR/AB in 1995 but did not have enough plate appearances to qualify.

SINGLE SEASON HOME RUNS

1. Roger Maris (1961)	61
2. Babe Ruth (1927)	60
3. Babe Ruth (1921)	59
4. Hank Greenberg (1938)	58
Jimmie Foxx (1932)	58
6. Hack Wilson (1930)	56
7. Mickey Mantle (1961)	54
Ralph Kiner (1949)	54
Babe Ruth (1928)	54
Babe Ruth (1920)	54
11. Mark McGwire (1996)	52
George Foster (1977)	52
Willie Mays (1965)	52
Mickey Mantle (1956)	52
15. Cecil Fielder (1990)	51
Willie Mays (1955)	51
Johnny Mize (1947)	51
Ralph Kiner (1947)	51
19. Brady Anderson (1996)	50
Albert Belle (1995)	50
Jimmie Foxx (1938)	50

ACTIVE HOME RUN LEADERS

1. Eddie Murray	501
2. Joe Carter	357
3. Cal Ripken	353
4. Barry Bonds	334
5. Mark McGwire	329
6. Jose Canseco	328
7. Harold Baines	323
8. Fred McGriff	317
9. Gary Gaetti	315
10. Darryl Strawberry	308

McGWIRE'S LONGEST HOME RUNS*

488 ¹	July 25, 1996 at Toronto
481	September 22, 1996 at Seattle
475	June 9, 1996 at Minnesota
473	September 22, 1996 at Seattle
470	July 24, 1996 at Chicago
465	September 20, 1995 vs. California
463	June 11, 1995 at Boston
463	May 12, 1995 at Minnesota
462	April 28, 1996 at Detroit
460	May 20, 1996 at Boston

* since 1992, according to networkMCI Home Run Distance program. All figures are estimates
¹ longest in majors in the five years (1992-96) that all home runs have been measured

SINGLE SEASON SLUGGING

1. Babe Ruth (1920)847
2. Babe Ruth (1921)846
3. Babe Ruth (1927)772
4. Lou Gehrig (1927)765
5. Babe Ruth (1923)764
6. Rogers Hornsby (1925)756
7. Jeff Bagwell (1994)750
8. Jimmie Foxx (1932)749
9. Babe Ruth (1924)739
10. Babe Ruth (1926)737
11. Ted Williams (1941)735
12. Babe Ruth (1930)732
13. Ted Williams (1957)731
14. Mark McGwire (1996)730
15. Frank Thomas (1994)729

CAREER SLUGGING (min. 1000 games)

1. Babe Ruth690
2. Ted Williams634
3. Lou Gehrig632
4. Jimmie Foxx609
5. Hank Greenberg605
6. Joe DiMaggio579
7. Rogers Hornsby577
8. Johnny Mize562
9. Stan Musial559
10. Willie Mays557
11. Mickey Mantle557
12. Hank Aaron555
13. Ken Griffey, Jr.549
14. Ralph Kiner548
15. Barry Bonds548
16. Hack Wilson545
17. Mark McGwire544
18. Chuck Klein543
19. Duke Snider540
20. Frank Robinson537

McGWIRE'S MILESTONE HOME RUNS

#1	8/25/86 at Detroit (Walt Terrell)
#100	7/5/89 vs. Kansas City (Charlie Liebrandt)
#200	6/10/92 at Milwaukee (Chris Bosio)
#269 ¹	9/14/95 vs. Kansas City (Mark Gubicza)
#300	6/25/96 vs. Detroit (Omar Olivares)
#303 ²	7/2/96 at Seattle (David Wells)

¹Breaks Oakland A's career record
²Breaks all-time Athletics career record

ATHLETICS MILESTONE HOME RUNS

ALL TIME ATHLETICS (1901-96)

1	Lave Cross	April 30, 1901
1000	Mickey Cochrane	May 15, 1927
2000	Jimmie Foxx	June 21, 1935
3000	Sam Chapman	September 30, 1949
4000	Hector Lopez	August 17, 1958
5000	Jim Nash	May 22, 1968
6000	Gene Tenace	May 25, 1975
7000	Carney Lansford	July 3, 1983
8000	Jose Canseco	September 2, 1989
9000	Mark McGwire	May 28, 1996

OAKLAND ONLY (1968-96)

1	Reggie Jackson	April 10, 1968
1000	Claudell Washington	May 6, 1975
2000	Rickey Henderson	June 5, 1983
3000	Dave Parker	August 13, 1989
4000	Jason Giambi	May 17, 1996

McGWIRE'S HOME RUNS BY . . .

BALLPARK

PITCHER

Oakland Coliseum	149
Tiger Stadium	21
Fenway Park	18
Yankee Stadium	14
The Metrodome	13
The Kingdome	13
Memorial Stadium	12
Anaheim Stadium	11
Arlington Stadium	11
Cleveland Stadium	11
County Stadium	11
New Comiskey Park	7
The Ballpark in Arlington	6
Exhibition Stadium	6
Kauffman Stadium	6
Skydome	6
Jacobs Field	5
Oriole Park at Camden Yards	5
Old Comiskey Park	4

Frank Tanana	7
Jim Abbott	6
Scott Erickson	5
Greg Harris	5
Eric King	5
Mike Boddicker	4
Alex Fernandez	4
Tom Gordon	4
Kevin Gross	4
Scott Kamieniecki	4
Charlie Leibrandt	4
Jack McDowell	4
Kenny Rogers	4
David Wells	4

OPPONENT

Detroit	36
Boston	34
Baltimore	30
Texas	28
Anaheim	27
Minnesota	26
Cleveland	25
Chicago	23
New York	23
Kansas City	21
Milwaukee	20
Seattle	20
Toronto	16

RUNNERS ON BASE

Solo	172
One-Run	110
Two-Run	39
Grand Slams	8

POSITION

First Base	316
Designated Hitter	6
Pinch Hitter	4
Third Base	2
Right Field	1

A's RECORD WHEN HE HOMERS: 192-99
GO-AHEAD HOMERS: 111
GAME-TYING HOMERS: 51

32

MIKE MOHLER

LHP



Michael Ross Mohler
1997 Opening Day Age: 28
Born: Dayton, Ohio, July 26, 1968
Bats: Right **Throws:** Left
Height: 6-2 **Weight:** 209
Major League Service: 2 year, 74 days
Obtained: Oakland's 42nd round selection in the June, 1989 free agent draft.
Contract Status: First year of a one-year contract through 1997.

1996 HIGHLIGHTS—Was the A's closer early in the season, saving each of his first six opportunities through June 16...then began to struggle and had just one save in seven chances over his final 42 games...appeared in a career high 72 games which tied Groom for the team lead and was the most by an A's pitcher since Bob Lacey pitched 74 times in 1978...it is the first time in franchise history the Athletics have had two pitchers pitch in at least 70 games...also had career highs in wins (6), which tied for sixth among AL relievers, saves (7), which was second on the team to Taylor, and strikeouts (64)...got off to a great start as he had a 1.24 ERA (4 er in 29.0 ip) at end of May and was a perfect 4 for 4 in save opportunities...retired 27 consecutive hitters from April 15-28 and did not allow an earned run in his first 17.0 ip before Detroit's Williams homered on April 28...that was his first home run allowed since July 22, 1994, a span of 37 games in 41.0 ip...allowed just one home run over his next 38.1 innings but seven over his final 25.1 frames...posted a 6.00 ERA in June but rebounded with a 1.06 ERA in July to

MOHLER, cont.

bring his season mark back down to 2.36...had allowed just 2 of 17 inherited runners to score at the end of June but then allowed 17 of 29 to score the rest of the way...including 8 of 9 over an eight game span from August 13-September 3 when he was 1-2 with four blown saves and a 14.73 ERA (12 er in 7.1 ip)...went 2-3 with no saves in five chances and a 7.65 ERA over the final two months of the season...allowed a .263 opponents batting average which broke down to .263 against left handers, .264 against right handers, .263 at home and .264 on the road.

CAREER: 1989—signed by former A's scout Bill Gayton in mid-August after the June draft...did not pitch for the Athletics until the next year at Madison. **1990**—pitched his first year of pro baseball at Madison of the Midwest League...worked in long relief for the Muskies and in 63.1 innings allowed just 56 hits and struck out more than one per inning with 72 strikeouts. **1991**—split the year between Modesto and Huntsville...was converted to a starting pitcher at Modesto and went 9-4 with a 2.86 ERA...his ERA was the sixth lowest in the loop...earned a late July promotion to Huntsville and went 4-2 with a 3.57 ERA in 8 starts for the Stars...combined at both stops to go 13-6 over 175.2 innings. **1992**—pitched most of the season out of the bullpen at Huntsville...was in the Stars starting rotation to start the year but 38 of his final 39 appearances were in relief...did his best pitching in June and July when he allowed only 2 earned runs and 12 hits over 23.1 innings...from the beginning of June to August 6 lowered his ERA from 4.78 to a season low 2.97. **1993**—made the jump from Double-A Huntsville to the majors...pitched both out of the A's bullpen and in the starting rotation until a late season shoulder injury ended his season and eventually led to off-season surgery...made his M.L. debut April 7 vs. the Tigers at the Coliseum...after 27 relief appearances made his first major league start July 3 vs. New York, but wound up with a no decision...recorded his first M.L. win in relief at Yankee Stadium July 15...final 5 appearances of the season were as a starter...longest outing of his career was 7.1 innings in a start August 26 at Milwaukee...held league hitters to a .241 average and was especially effective vs. lefthanders holding them to a combined .183 mark (13 for 71) without a homer. **1994**—worked his way back from off season shoulder surgery and eventually made one appearance with the A's...after team orthopedist, Dr. Rick Bost, repaired a labrum tear in Mike's left shoulder on October 4, 1993 he opened the 1994 season on Tacoma's DL...was sent to Modesto May 24 to begin pitching and in 7 games, 5 starts he was 1-1 with a 2.76 ERA...after almost a month at Modesto moved to Tacoma where he was when the A's called on July 22...started and lost that night at the Coliseum to Mussina and the Orioles in his only M.L. appearance of the season...worked 2.1 innings and allowed 2 hits and 3 runs, 2 earned, with 2 walks and 4 strikeouts...returned to Tacoma the very next day and finished up the season in the Triple-A rotation...on the year was 1-3 at Tacoma with a 3.53 ERA in 17 games, 11 starts. **1995**—opened the year at Edmonton before the A's called on July 22 and finished the year in Oakland, appearing in 28 games, all in relief...recorded his first major league save on August 16 at Kansas City...entered the game in the bottom of the ninth with the bases loaded and the A's leading 8-4 and induced Edgar Caceras to ground into a game ending double play...from that point on, he yielded just 2 runs on 9 hits over his last 18 outings (15.2 ip) and allowed 2 of 16 inherited runners to score...held the opposition to a .198 batting average for the season, including .114 at the Coliseum...that broke down overall to .143 by righties and .256 by left handed hitters...opponents hit .179 with RISP and 6 of 29 inherited runners scored off Mike...did not allow a home run in 23.2 innings pitched in Oakland and 45.0 innings at Edmonton...was 2-1 with 5 saves and a 2.60 ERA in 29 relief appearances with the Trappers.

PERSONAL/MISCELLANEOUS: A graduate of East Ascension Sr. High School (Gonzales, LA) in 1986 where he was a two-time All-State selection...prior to being drafted by the A's in the June, 1989 draft, he was an accounting major at Nicholls State in Thibodaux, LA...hobbies include golf and music...Mike and his wife, Paula, reside in Gonzales, LA with their son Landon Michael (3/10/96).

LIFETIME PITCHING RECORD

Year	Club	W	L	ERA	G	GS	CG	SHO	SV	IP	H	R	ER	BB	SO
1989															
1990	Madison	1	1	3.41	42	2	0	0	1	63.1	56	34	24	32	72
1991	Modesto	9	4	2.86	21	20	1	0	0	122.2	106	48	39	45	98
	Huntsville	4	2	3.57	8	8	0	0	0	53.0	55	22	21	20	27
1992	Huntsville	3	8	3.59	44	6	0	0	3	80.1	72	41	32	39	56
1993	OAKLAND	1	6	5.60	42	9	0	0	0	64.1	57	45	40	44	42
1994	Modesto	1	1	2.76	7	5	0	0	1	29.1	21	9	9	6	29
	Tacoma	1	3	3.53	17	11	0	0	0	63.2	66	31	25	21	50
	OAKLAND	0	1	7.71	1	1	0	0	0	2.1	2	3	2	2	4
1995	Edmonton	2	1	2.60	29	0	0	0	5	45.0	40	16	13	20	28
	OAKLAND	1	1	3.04	28	0	0	0	1	23.2	16	8	8	18	15
1996	OAKLAND	6	3	3.67	72	0	0	0	7	81.0	79	36	33	41	64
M.L. Totals		8	11	4.36	143	10	0	0	8	171.1	154	92	83	105	125

CAREER TRANSACTIONS: 1989 — Selected by the Oakland Athletics organization in the 42nd round of the free-agent draft, June 5.

PITCHING BREAKDOWN

1996	ERA	W	LSV	G	IP	H	ER	CAREER vs. TEAM	ERA	W	L	SV	G	IP	H	ER
3.00	0	0	0	6	9.0	10	3	ANAHEIM	2.25	0	0	0	10	12.0	11	3
22.50	0	1	0	3	2.0	6	5	BALTIMORE	7.88	0	2	0	9	8.0	12	7
4.50	1	1	0	6	6.0	10	3	BOSTON	3.97	1	1	0	10	11.1	14	5
0.00	0	0	1	5	6.2	2	0	CHICAGO	1.35	0	1	1	10	13.1	5	2
0.00	0	0	2	6	8.0	3	0	CLEVELAND	1.96	0	1	2	13	18.1	10	4
2.08	0	0	0	4	4.1	3	1	DETROIT	9.24	0	0	0	9	12.2	19	13
1.93	0	0	0	6	4.2	4	1	KANSAS CITY	3.00	0	0	1	14	12.0	7	4
18.00	0	0	2	5	2.0	6	4	MILWAUKEE	6.75	0	1	2	8	10.2	10	8
10.38	0	1	0	4	4.1	6	5	MINNESOTA	10.80	1	2	0	8	10.0	14	12
6.43	1	0	1	7	7.0	8	5	NEW YORK	3.93	2	1	1	15	18.1	16	8
5.79	2	0	0	7	4.2	8	3	SEATTLE	4.70	2	0	0	13	7.2	11	4
0.90	1	0	1	6	10.0	6	1	TEXAS	1.47	1	0	1	13	18.1	10	3
1.46	1	0	0	7	12.1	7	2	TORONTO	4.82	1	2	0	11	18.2	15	10
2.57	4	0	6	39	49.0	43	14	BEFORE ASB	3.42	4	1	6	69	76.1	69	29
5.34	2	3	1	33	32.0	36	19	AFTER ASB	5.12	4	10	2	74	95.0	85	54
3.93	1	1	3	36	36.2	36	16	HOME	4.25	1	5	3	68	78.1	70	37
3.45	5	2	4	36	44.1	43	17	AWAY	4.45	7	6	5	75	93.0	84	46
3.03	2	1	3	32	32.2	30	11	DAY	4.83	2	5	3	67	85.2	78	46
4.10	4	2	4	40	48.1	49	22	NIGHT	3.89	6	6	5	76	85.2	76	37
0.52	2	0	2	10	17.1	7	1	APRIL	3.38	2	0	2	18	26.2	20	10
2.31	1	0	2	12	11.2	15	3	MAY	2.53	1	1	2	24	21.1	20	6
6.00	0	0	2	14	15.0	16	10	JUNE	5.40	0	0	2	21	16.2	18	10
1.06	1	0	1	12	17.0	15	2	JULY	3.12	2	2	1	26	40.1	32	14
11.57	1	2	0	9	7.0	12	9	AUGUST	6.05	2	5	1	26	41.2	40	28
5.54	1	1	0	15	13.0	14	8	SEPT/OCT	5.47	1	3	0	28	24.2	24	15

MAJOR LEAGUE FIELDING TOTALS

PITCHER

YEAR	PCT.	G	PO	A	E	TC	DP
1993	.917	42	2	9	1	12	2
1994	—	1	0	0	0	0	0
1995	1.000	28	2	2	0	4	0
1996	.952	72	6	14	1	21	3
Totals	.946	143	10	25	2	37	5

MOHLER'S BEST

SEASON

W: 6 (1996)

SV: 7 (1996)

CG: —

ERA: 3.04 (1995)

G: 72 (1996)

IP: 81.0 (1996)

SO: 64 (1996)

LONGEST WINNING STREAK: 4, 4/15-7/2, 1996

LONGEST LOSING STREAK: 6, 7/20/93 to 7/22/94

GAME

LOW HIT CG: —

IP: 7.1, 8/26/93 at Milwaukee

SO: 5, 4/15/96 at Texas

**Islay Molina****1997 Opening Day Age:** 25**Born:** New York, New York, June 3, 1971**Bats:** Right **Throws:** Right**Height:** 6-1 **Weight:** 214**Major League Service:** 46 days**Obtained:** Oakland's 22nd round selection in the June, 1990 free agent draft.**Contract Status:** First year of a one-year contract through 1997.

1996 HIGHLIGHTS — Spent his first full season at the Triple-A level in 1996 and made his major league debut with Oakland in August...was batting .263 with 12 HR and 56 RBI in 98 games with Edmonton when the A's called on August 15...made his major league debut that night vs. Baltimore and flied out as a pinch hitter...recorded his first major league hit in his first start the next day...singled off the Orioles Rick Krivda in the second game of a doubleheader...hit safely in four straight starting with that game...recorded his first major league RBI in the second game of a doubleheader at Cleveland on September 14...started a total of seven games, six at catcher and one at designated hitter, and was 4 for 22 (.182) in those starts...was 1 for 3 as a pinch hitter...while at Edmonton, hit a pair of grand slams, April 6 vs. Colorado Springs and July 26 vs. Tacoma...threw out 30 of 85 (35.3%) attempted base stealers for the Trappers.

CAREER: 1990—selected by the A's in the 22nd round of the draft and turned down a scholarship to the University of Miami to sign...spent the summer playing for Scottsdale of the Arizona League and hit .339 in 39 games. **1991**—moved up to Madison and hit .282 in 95 games to help the Muskies to the first half Northern Division title. **1992**—homered 10 times and drove in a career high 75 runs for Reno...also nailed 40% of potential base thieves (84 of 211) on the year...hit two grand slams on the season, the first coming May 14th at High Desert...named to the California League All-Star squad, Izzy really heated up in July and August...over the two month period he knocked in 44 runs in 50 games...stretch included a season high six RBI game vs. San Jose...moving to Tacoma he made 10 appearances, 9 starts. **1993**—played the year at Modesto (A) and for the second consecutive season was named the California League's All-Star catcher...hit for the cycle vs. Stockton April 25th as he finished the night with career bests for total bases (10) and RBI (8)...went 3 for 5 with a grand slam the next night vs. Palm Springs so over the two games was 7 for 11 with 16 total bases and 12 RBI...cut down 42% (77 of 181) of Cal League base thieves. **1994**—the starting catcher for the Southern League champion Huntsville (AA) club...Huntsville's staff finished with the third best ERA (3.43) in the loop and Molina threw out more base runners than any catcher in the league as he nailed 38% (70 of 184) on the bases...June and July his two best months with the bat as he combined to hit half of his eight home runs and knock in half of his 50 RBI...best game of the year was July 26 at Jacksonville when he had a season high of four hits, including a grand slam, and a season best five RBI. **1995**—with the exception of a two-game stint with Edmonton at the start of the season, spent the entire year at Huntsville...got off to a quick start as he was 18 for his first 51 (.353)...fractured his right thumb and was on the disabled list the entire month of June...broke out of a 0 for 16 slump by homering three times in four days, August 25-28...led Southern League catchers in assists (74) and double plays (11)...tossed out 39 of 99 (39.4%) attempted base stealers...also appeared in one game at first base and was 1 for 13 (.077) as the designated hitter.

PERSONAL/MISCELLANEOUS: Goes by the nickname Izzy...is a 1990 graduate of Christopher Columbus High School (Miami, Florida)...signed by Tony Arias...named Madison's 1991 winner of the Dave Stewart Community

Service Award for his commitment to the Madison community and his efforts to be a socially responsible athlete...resides in Miami, Florida during the winter months with his wife Kristen.

LIFETIME PLAYING RECORD

Year	Club	AVG.	G	AB	R	H	2B	3B	HR	RBI	BB	SO	SB	CS
1990	Scottsdale	.339	39	127	20	43	12	2	0	18	9	22	5	0
1991	Madison	.282	95	316	35	89	16	1	3	45	15	38	6	4
1992	Reno	.259	116	436	71	113	17	2	10	75	39	57	8	7
	Tacoma	.194	10	36	3	7	0	1	0	5	2	6	1	0
1993	Modesto	.261	125	444	61	116	26	5	6	69	44	85	2	8
1994	Huntsville	.216	116	388	31	84	17	2	8	50	16	47	5	1
1995	Huntsville	.259	83	301	38	78	16	1	8	26	26	62	3	4
	Edmonton	.167	2	6	0	1	0	0	0	0	0	2	0	0
1996	Edmonton	.263	98	342	45	90	12	3	12	56	25	55	2	5
	OAKLAND	.200	14	25	0	5	2	0	0	1	1	3	0	0
M.L. Totals		.200	14	25	0	5	2	0	0	1	1	3	0	0

CAREER TRANSACTIONS: 1990—Selected by the Oakland Athletics in 22nd round of free-agent draft, June 4.

BATTING BREAKDOWN

1996					CAREER					
AVG.	AB	H	HR	RBI	vs. TEAM	AVG.	AB	H	HR	RBI
—	0	0	0	0	ANAHEIM	—	0	0	0	0
.111	9	1	0	0	BALTIMORE	.111	9	1	0	0
.250	4	1	0	0	BOSTON	.250	4	1	0	0
—	0	0	0	0	CHICAGO	—	0	0	0	0
.250	4	1	0	1	CLEVELAND	.250	4	1	0	1
—	0	0	0	0	DETROIT	—	0	0	0	0
.000	2	0	0	0	KANSAS CITY	.000	2	0	0	0
—	0	0	0	0	MILWAUKEE	—	0	0	0	0
—	0	0	0	0	MINNESOTA	—	0	0	0	0
.400	5	2	0	0	NEW YORK	.400	5	2	0	0
.000	1	0	0	0	SEATTLE	.000	1	0	0	0
—	0	0	0	0	TEXAS	—	0	0	0	0
—	0	0	0	0	TORONTO	—	0	0	0	0
—	0	0	0	0	BEFORE ASB	—	0	0	0	0
.200	25	5	0	1	AFTER ASB	.200	25	5	0	1
.091	11	1	0	0	HOME	.091	11	1	0	0
.286	14	4	0	1	AWAY	.286	14	4	0	1
.250	12	3	0	0	vs. LEFT	.250	12	3	0	0
.154	13	2	0	1	vs. RIGHT	.154	13	2	0	1
.167	18	3	0	1	DAY	.167	18	3	0	1
.286	7	2	0	0	NIGHT	.286	7	2	0	0
—	0	0	0	0	APRIL	—	0	0	0	0
—	0	0	0	0	MAY	—	0	0	0	0
—	0	0	0	0	JUNE	—	0	0	0	0
—	0	0	0	0	JULY	—	0	0	0	0
.250	16	4	0	0	AUGUST	.250	16	4	0	0
.111	9	1	0	1	SEPT/OCT	.111	9	1	0	1

MAJOR LEAGUE FIELDING STATS

CATCHER

YEAR	PCT.	G	PO	A	E	TC	DP	PB
1996	1.000	12	31	1	0	32	1	0
Totals	1.000	12	31	1	0	32	1	0

MOLINA'S BEST

SEASON

AVG: .200 (1996)

H: 5 (1996)

HR: —

RBI: 1 (1996)

SB: —

HIT STREAK: 4, 8/16-25, 1996

CAREER GRAND SLAMS: 0

GAME

H: 1 (five times), last time: 9/14/96 at Cleveland (Game #2)

HR: —

RBI: 1, 9/14/96 at Cleveland (Game #2)

**Steven Lewis Montgomery****1997 Opening Day Age:** 26**Born:** Westminster, California, December 25, 1970**Bats:** Right **Throws:** Right**Height:** 6-4 **Weight:** 212**Major League Service:** 39 days**Obtained:** Acquired from the St. Louis Cardinals for pitcher Dennis Eckersley, February 13, 1996**Contract Status:** First year of a one-year contract through 1997.

1996 HIGHLIGHTS — Acquired from St. Louis for Dennis Eckersley on February 13 and made the jump from Double-A to the majors as he was on the A's opening day roster...appeared in eight games with Oakland in two separate stints...made his major league debut on April 3 vs. Toronto and allowed four runs on three hits and two walks in one inning...pitched four times before he was optioned to Edmonton on April 15...was brought back to Oakland on June 12 and recorded his first major league win that night at Cleveland...entered the game with a 5-4 lead in the fifth inning and allowed the tying run to score...A's then scored three in the sixth for the win...again appeared in a total of four games before he was sent back to Edmonton on July 4...finished the season with the Trappers and was 2-0 with a save and a 2.89 ERA in 36 relief appearances...walked just 12 while striking out 40 in 56.0 innings...had a pair of wins in four playoff appearances for the PCL Champions, posting a 2.08 ERA...PCL opponents hit .237, which dropped to .125 with runners in scoring position.

CAREER: 1993—began his professional career at St. Petersburg of the Florida State League and split his time between the rotation and the bullpen...was 2-1 with three saves in 14 appearances, five starts...walked just 9 in 40.2 innings...was promoted to Double-A Arkansas on July 31 and was placed in the starting rotation...was 3-3 in six starts...combined at both levels to go 5-4 with a 3.22 ERA and three saves in 20 appearances, 11 starts. **1994**—spent the full season at Double-A Arkansas in the Texas League and was used mostly in relief...made 50 appearances, only nine of which were starts...was 4-5 with two saves and a 3.28 ERA...led the Travelers in games pitched, was third in innings (107.0) and fifth in strikeouts (73). **1995**—spent his second consecutive full season at Arkansas and was used exclusively in relief...was named to the Texas League post-season All-Star team as he led the league in saves (36) and games pitched (55)...the save total tied a Texas League record, topped the Cardinals farm system and was second in all of minor league baseball...also selected to the Texas League/Mexican League All-Star Game...was at his best in June and July, combining on for a 1-0 record and 17 saves in 24 outings...allowed a 1.29 ERA (4 er in 28.0 ip) and a .198 (19 for 96) opponents batting average...finished the season with a .231 opponents batting average which dropped to .167 with runners in scoring position.

RELIEF PITCHERS: RUNNERS INHERITED/SCORED, 1996

	INHERITED	SCORED		INHERITED	SCORED
Acre	14	5	Reyes	34	17
Briscoe	10	1	Small	3	1
Corsi	41	14	Taylor	34	5
Fletcher	1	0	Van Poppel	25	9
Groom	66	21	Wasdin	1	0
Johns	18	5	Wengert	9	4
Mohler	46	19	Witasick	7	1
Montgomery	7	3			

PERSONAL/MISCELLANEOUS: Graduated from Fountain Valley HS in 1989 where he played football, basketball and baseball...attended Pepperdine University and was a member of the 1992 College World Series Champion Waves club...picked up the save in Pepperdine's 3-2 win over Cal State Fullerton in the championship game...was named as a third-team All-American by *Baseball America* his junior year after posting a 10-2 mark with nine saves and a 1.74 ERA...originally drafted by St. Louis in the 3rd round of the 1992 draft but did not play until 1993...resides in Corona Del Mar, California.

LIFETIME PITCHING RECORD

Year	Club	W	L	ERA	G	GS	CG	SHO	SV	IP	H	R	ER	BB	SO
1993	St. Petersburg	2	1	2.66	14	5	0	0	3	40.2	33	14	12	9	34
	Arkansas	3	3	3.94	6	6	0	0	0	32.0	34	17	14	12	19
1994	Arkansas	4	5	3.28	50	9	0	0	2	107.0	97	43	39	33	73
1995	Arkansas	5	2	3.25	55	0	0	0	36	61.0	52	22	22	22	56
1996	Edmonton	2	0	2.89	36	0	0	0	1	56.0	51	19	18	12	40
	OAKLAND	1	0	9.22	8	0	0	0	0	13.2	18	14	14	13	8
M.L. Totals		1	0	9.22	8	0	0	0	0	13.2	18	14	14	13	8

CAREER TRANSACTIONS: 1992 — Selected by the St. Louis Cardinals organization in the 3rd round of the free-agent draft, June 1. 1996 — Traded to the Oakland Athletics organization for pitcher Dennis Eckersley, February 13.

PITCHING BREAKDOWN

1996		CAREER vs. TEAM				1996										
ERA	W	L	SV	G	IP	H	ER	ERA	W	L	SV	G	IP	H	ER	
—	0	0	0	0	0.0	0	0	ANAHEIM	—	0	0	0	0	0.0	0	0
—	0	0	0	0	0.0	0	0	BALTIMORE	—	0	0	0	0	0.0	0	0
—	0	0	0	0	0.0	0	0	BOSTON	—	0	0	0	0	0.0	0	0
0.00	0	0	0	1	1.2	0	0	CHICAGO	0.00	0	0	0	1	1.2	0	0
4.50	1	0	0	1	2.0	2	1	CLEVELAND	4.50	1	0	0	1	2.0	2	1
7.94	0	0	0	3	5.2	9	5	DETROIT	7.94	0	0	0	3	5.2	9	5
—	0	0	0	0	0.0	0	0	KANSAS CITY	—	0	0	0	0	0.0	0	0
10.80	0	0	0	2	3.1	4	4	MILWAUKEE	10.80	0	0	0	2	3.1	4	4
—	0	0	0	0	0.0	0	0	MINNESOTA	—	0	0	0	0	0.0	0	0
—	0	0	0	0	0.0	0	0	NEW YORK	—	0	0	0	0	0.0	0	0
—	0	0	0	0	0.0	0	0	SEATTLE	—	0	0	0	0	0.0	0	0
—	0	0	0	0	0.0	0	0	TEXAS	—	0	0	0	0	0.0	0	0
36.00	0	0	0	1	1.0	3	4	TORONTO	36.00	0	0	0	1	1.0	3	4
9.22	1	0	0	8	13.2	18	14	BEFORE ASB	9.22	1	0	0	8	13.2	18	14
—	0	0	0	0	0.0	0	0	AFTER ASB	—	0	0	0	0	0.0	0	0
15.19	0	0	0	3	5.1	11	9	HOME	15.19	0	0	0	3	5.1	11	9
5.40	1	0	0	5	8.1	7	5	AWAY	5.40	1	0	0	5	8.1	7	5
8.64	0	0	0	4	8.1	11	8	DAY	8.64	0	0	0	4	8.1	11	8
10.13	1	0	0	4	5.1	7	6	NIGHT	10.13	1	0	0	4	5.1	7	6
10.29	0	0	0	4	7.0	9	8	APRIL	10.29	0	0	0	4	7.0	9	8
—	0	0	0	0	0.0	0	0	MAY	—	0	0	0	0	0.0	0	0
8.10	1	0	0	4	6.2	9	6	JUNE	8.10	1	0	0	4	6.2	9	6
—	0	0	0	0	0.0	0	0	JULY	—	0	0	0	0	0.0	0	0
—	0	0	0	0	0.0	0	0	AUGUST	—	0	0	0	0	0.0	0	0
—	0	0	0	0	0.0	0	0	SEPT/OCT	—	0	0	0	0	0.0	0	0

MAJOR LEAGUE FIELDING TOTALS

PITCHER

YEAR	PCT.	G	PO	A	E	TC	DP
1996	—	8	0	0	0	0	0
Totals	—	8	0	0	0	0	0

MONTGOMERY'S BEST

SEASON

W: 1 (1996)

SV: —

CG: —

ERA: 9.22 (1996)

G: 8 (1996)

IP: 13.2 (1996)

SO: 8 (1996)

LONGEST WINNING STREAK: 1, 6/12/96

LONGEST LOSING STREAK: —

GAME

LOW HIT CG: —

IP: 2.1 (twice), last time: 6/25/96 vs. Detroit

SO: 2 (twice), last time: 4/9/96 at Milwaukee

**Wilmer Ramon Montoya****1997 Opening Day Age:** 23**Born:** Garabobo, Venezuela, March 15, 1974**Bats:** Right **Throws:** Right**Height:** 5-10 **Weight:** 165**Major League Service:** None**Obtained:** Selected in the major league draft (Rule 5) from the Cleveland organization, December 9, 1996.**Contract Status:** First year of a one-year contract through 1997.

1996 HIGHLIGHTS—Opened the season at Single-A Kinston but spent most of the season at Double-A Canton-Akron where he led the Indians with 23 saves...appeared in 11 games at Kinston and was 1-2 with a pair of saves and a 1.20 ERA...pitched three hitless innings on May 12 against Wilmington and was promoted to Canton-Akron following that outing...had seven saves in his first 19 outings through July 4 and then recorded 16 saves in his final 24 outings...posted a 2.28 ERA over that span, allowing just 17 hits in 27.2 innings...did not allow a run or a hit over seven outings from July 16-29 (7.1 ip, 1 bb, 7 so, 5 sv)...later had a streak of 7.1 scoreless innings over an eight-game stretch from August 13-28 and picked up six saves...opponents hit .225 (41 for 182) at Canton-Akron and .182 (10 for 55) at Kinston for a combined .215...allowed just two home runs in 65.2 innings...was a combined 3-7 with 25 saves and a 2.88 ERA in 54 relief appearances.

CAREER: 1993—pitched for the Indians affiliate in the Dominican Summer League...led the Cibao Division in strikeouts with 97 in 83.0 innings...was sixth in the division with a 2.82 ERA. **1994**—assigned to Watertown of the New York-Penn League in his first season in the United States...was fifth in the league in strikeouts per nine innings (9.18)...held the opposition to a .227 (39 for 172) batting average...was 2-0 with a 0.84 ERA over his first seven starts...was 3-0 with a 1.39 ERA at home. **1995**—with the exception of one game at Kinston at the start of the year, spent the entire season at Columbus of the South Atlantic League...his 31 saves were second best in the SAL and tied for fifth best in all of minor league baseball...allowed just 65 hits in 80.2 innings and an opponents batting average of .219...struckout 91 for an average of 10.15 per nine innings...had a streak of 12 straight saves from July 4-August 8 in which he allowed just 1 hit and no runs in 13.2 ip...did not allow a run in July (12.0 ip) and picked up nine saves, earning Howe Pitcher of the Month for July...tossed 2.1 innings as part of a combined no-hitter in Fayetteville, May 2.

PERSONAL/MISCELLANEOUS: Originally signed as a non-drafted free agent by Cleveland scout Luis Aponte...resides in Garabobo, Venezuela.

LIFETIME PITCHING RECORD

Year	Club	W	L	ERA	G	GS	CG	SHO	SV	IP	H	R	ER	BB	SO
1993	Dominican Indians	6	4	2.82	19	11	2	1	1	83.0	65	47	26	49	97
1994	Watertown	3	2	2.57	11	11	1	0	0	49.0	39	18	14	23	50
1995	Kinston	1	0	5.40	1	0	0	0	0	3.1	4	2	2	1	2
	Columbus	3	3	3.12	51	0	0	0	31	80.2	65	33	28	36	91
1996	Kinston	1	2	1.20	11	0	0	0	2	15.0	10	5	2	6	12
	Canton-Akron	2	5	3.38	43	0	0	0	23	50.2	41	24	19	28	42

CAREER TRANSACTIONS: 1992—Signed by the Cleveland Indians organization as a non-draft free agent, September 17. **1996**—Selected by the Oakland Athletics in the major league draft (Rule 5), December 9.

DID YOU KNOW...

That Jim "Catfish" Hunter was the last Oakland pitcher to record a hit in a regular season game. He singled off of Minnesota's Bill Hands on September 24, 1973. Mike Moore doubled off Don Robinson in Game 4 of the 1989 World Series vs. San Francisco.

**Ariel Prieto****1997 Opening Day Age:** 27**Born:** Havana, Cuba, October 22, 1969**Bats:** Right **Throws:** Right**Height:** 6-3 **Weight:** 230**Major League Service:** 1 year, 94 days**Obtained:** Oakland's 1st round selection (5th pick overall) in the June, 1995 free-agent draft.**Contract Status:** First year of a one-year contract through 1997.

1996 HIGHLIGHTS — Used exclusively as a starter in 1996, but it was a tale of two seasons for Ariel...was 2-3 with a 6.37 ERA and a .323 opponents batting average in nine starts when he suffered a strained right elbow in a start at Boston on May 18...was placed on the disabled list the next day and made five rehab appearances before returning to the A's on July 28...went 4-4 but posted a 3.08 ERA and allowed opponents to hit just .248 over his final 12 starts...walked a career and A's season high eight in his first start on April 3 vs. Toronto...pitched fewer than six innings in six of his first nine starts, including May 18 at Boston when he lasted just one inning because of the elbow injury...made his first appearance in the minors since signing with the A's when he began his rehab assignment July 1 at Modesto...was moved up to Edmonton on July 11 and was a combined 3-0 with a 1.46 ERA in five games, four starts, when he was brought back to Oakland on July 28...started that day in Toronto but took the loss despite allowing just one run in six innings...A's were shutout 1-0 in that game and scored one run or less in five of his first eight starts after returning from the disabled list...A's were shutout four times in games Prieto started in 1996 and six times in his career...offense scored a total of eight runs in his seven 1996 losses...strung together consecutive wins for the first time in his career as part of a three start stretch from August 12-22 where he allowed just one run in each outing (23.1 ip, 1.16 ERA)...then had his third career complete game on August 27 at Baltimore, but the A's lost 3-1...A's have lost 7-0 (8/7/96 at Kansas City) and 1-0 (7/14/95 at Cleveland) in his other two career complete games...after pitching six or more innings in just three of his first nine starts, he pitched at least six innings in each of his first 11 starts after returning from the DL...allowed just four home runs over his last 15 starts (96.2 ip) after allowing five in his six April starts (29.0 ip)...allowed a .273 opponents batting average which dropped to .248 with runners in scoring position, including .170 with RISP and two outs.

CAREER: 1995—arrived in the United States from Cuba in April and signed with Palm Springs of the independent Western League...in six starts he was 4-0 with a 0.96 ERA (4 er in 37.1 ip) with just 7 walks and 49 strikeouts...league hitters averaged just .174 (23 for 132)...selected by the A's with the fifth overall selection in the June draft and signed on June 28...went straight to the major leagues following his signing...made his debut against California on July 2 and hit the first batter he faced, Damion Easley...the next batter hit into a double play as Prieto set down the final 5 hitters in a row, working 2.0 innings...moved into the starting rotation on July 7 and lost 3 of his first 4 starts despite compiling a 2.63 ERA...tossed a four-hitter in the first game of a doubleheader at Cleveland on July 14 but the A's lost 1-0...recorded his first major league win in his next start on July 19 at Detroit...struggled in August, going 1-2 with a 6.23 ERA in four starts before being placed on the disabled list on August 19 with right biceps tendinitis...activated September 3 and pitched just four times the rest of the season, all in relief...was 2-6 with a 5.65 ERA in nine starts and did not allow a run in five relief appearances (7.0 ip, 2 h)...held the opposition to a .264 average.

PERSONAL/MISCELLANEOUS: Ariel and his wife Janette reside in Naples, Florida during the off season...he is a graduate of Fajardo University in Isle of Pines, Cuba...graduated with a degree in Physical Education...was a member of the Cuban National Team from 1990 through 1994...set the National Team

PRIETO, cont.

record for strikeouts in one game when he fanned 20 at Nicaragua in 1990...is undefeated in international play with a career record of 11-0...his career average of 9.3 strikeouts per 9 innings is the third highest in Cuban baseball history...struckout 10 or more in 73 of his 139 career starts...left Cuba with 76 career victories, 16 during the 1994 season...was an outfielder prior to 1988.

LIFETIME PITCHING RECORD

Year	Club	W	L	ERA	G	GS	CG	SHO	SV	IP	H	R	ER	BB	SO
1995	OAKLAND	2	6	4.97	14	9	1	0	0	58.0	57	35	32	32	37
1996	Modesto	0	0	3.00	2	1	0	0	1	9.0	9	4	3	2	8
	Edmonton	3	0	0.57	3	3	0	0	0	15.2	11	1	1	6	18
	OAKLAND	6	7	4.15	21	21	2	0	0	125.2	130	66	58	54	75
M.L. Totals		8	13	4.41	35	30	3	0	0	183.2	187	101	90	86	112

CAREER TRANSACTIONS: 1995 — Selected by the Oakland Athletics organization in the 1st round (fifth pick overall) of the free-agent draft, June 1. On disabled list, August 19 to September 3. 1996 — On disabled list, May 19 to July 28; included rehabilitation disability assignment to Modesto, July 1 to 10, and Edmonton, July 11 to 28.

PITCHING BREAKDOWN

1996		CAREER vs. TEAM														
ERA	W	L	SV	G	IP	H	ER	ERA	W	L	SV	G	IP	H	ER	
5.91	1	1	0	2	10.2	17	7	ANAHEIM	4.61	1	1	0	4	13.2	18	7
2.20	1	1	0	2	16.1	10	4	BALTIMORE	3.98	1	2	0	3	20.1	16	9
1.00	0	0	0	2	9.0	8	1	BOSTON	0.90	0	0	0	3	10.0	8	1
2.77	0	0	0	2	13.0	10	4	CHICAGO	3.57	0	0	0	3	17.2	19	7
—	0	0	0	0	0.0	0	0	CLEVELAND	2.08	0	2	0	2	13.0	7	3
6.00	0	0	0	1	3.0	5	2	DETROIT	2.38	1	0	0	2	11.1	10	3
3.86	1	2	0	3	21.0	22	9	KANSAS CITY	3.86	1	2	0	3	21.0	22	9
3.86	0	0	0	1	7.0	8	3	MILWAUKEE	3.86	0	0	0	1	7.0	8	3
3.15	2	0	0	3	20.0	19	7	MINNESOTA	4.10	2	1	0	4	26.1	28	12
5.68	0	1	0	1	6.1	8	4	NEW YORK	5.68	0	1	0	1	6.1	8	4
12.46	0	0	0	1	4.1	6	6	SEATTLE	8.53	0	0	0	2	6.1	7	6
—	0	0	0	0	0.0	0	0	TEXAS	2.35	1	0	0	2	7.2	5	2
6.60	1	2	0	3	15.0	17	11	TORONTO	9.39	1	4	0	5	23.0	31	24
6.37	2	3	0	9	41.0	52	29	BEFORE ASB	6.06	2	4	0	11	49.0	59	33
3.08	4	4	0	12	84.2	78	29	AFTER ASB	3.81	6	9	0	24	134.2	128	57
5.06	4	3	0	10	58.2	64	33	HOME	4.67	6	6	0	16	90.2	90	47
3.36	2	4	0	11	67.0	66	25	AWAY	4.16	2	7	0	19	93.0	97	43
4.42	3	3	0	10	53.0	54	26	DAY	5.15	4	5	0	15	73.1	78	42
3.96	3	4	0	11	72.2	76	32	NIGHT	3.92	4	8	0	20	110.1	109	48
7.14	1	2	0	6	29.0	38	23	APRIL	7.14	1	2	0	6	29.0	38	23
4.50	1	1	0	3	12.0	14	6	MAY	4.50	1	1	0	3	12.0	14	6
—	0	0	0	0	0.0	0	0	JUNE	—	0	0	0	0	0.0	0	0
1.50	0	1	0	1	6.0	4	1	JULY	4.34	1	5	0	7	37.1	30	18
2.33	2	2	0	6	46.1	37	12	AUGUST	3.57	3	4	0	10	68.0	66	27
4.45	2	1	0	5	32.1	37	16	SEPT/OCT	3.86	2	1	0	9	37.1	39	16

MAJOR LEAGUE FIELDING TOTALS

PITCHER

YEAR	PCT.	G	PO	A	E	TC	DP
1995	.889	14	0	8	1	9	0
1996	1.000	21	9	18	0	27	0
Totals	.972	35	9	26	1	36	0

PRIETO'S BEST

SEASON
W: 6 (1996)
SV: —
CG: 2 (1996)
ERA: 4.15 (1996)
G: 21 (1996)
IP: 125.2 (1996)
SO: 75 (1996)
LONGEST WINNING STREAK: 2 (twice), last time: 9/7/96 to present
LONGEST LOSING STREAK: 2 (six times), last time: 8/27-9/2, 1996

GAME
LOW HIT CG: 4, 7/14/95 at Cleveland
IP: 8.1 (twice), last time: 8/17/96 vs. Baltimore
SO: 8 (twice), last time: 9/17/96 at California

**Bradley Kenneth Rigby****1997 Opening Day Age:** 23**Born:** Milwaukee, Wisconsin, May 14, 1973**Bats:** Right **Throws:** Right**Height:** 6-6 **Weight:** 195**Major League Service:** None**Obtained:** Oakland's 2nd round selection in the June, 1994 free agent draft.**Contract Status:** First year of a one-year contract through 1997.

1996 HIGHLIGHTS—Spent the entire season with the A's Double-A affiliate at Huntsville and was used exclusively as a starter for the first time in his pro career...led the Stars with 159.1 innings pitched and 127 strikeouts and tied for the team lead with nine wins and three complete games...the complete game total tied for second in the Southern League...got off to a quick start, pitching six innings of one-hit shutout baseball in his first outing against Memphis...won four of his first five decisions and posted a 2.62 ERA over that six start stretch...lost seven of eight decisions and compiled a 6.15 ERA over a nine start stretch from May 31-July 16...lone win during that span was on June 27 at Memphis when he allowed one unearned run in eight innings...was 0-3 in July despite a 3.51 ERA...struckout a season high nine and did not walk a batter in 7.0 innings in a no decision on July 26 vs. Orlando...finished the season with a nine-inning complete game on August 23 at Chattanooga (9 h, 1 r, 1 er, 0 bb, 8 so).

CAREER: 1994—was assigned to Single-A Modesto after signing following the June draft...was 2-1 with a pair of saves and a 3.80 ERA in 11 games, 1 start for the A's California League affiliate...struckout 28 in 23.2 innings...appeared in two playoff games and did not allow a run in 7.1 innings...walked two and struckout 12. **1995**—spent the entire season at Modesto...led the team with 11 wins, 154.2 innings pitched and 145 strikeouts...the strikeout total topped the A's farm system and his wins tied for third best...made 31 appearances, 23 starts, and posted a 3.84 ERA...made one start in the playoffs and did not have a decision despite a 1.35 ERA...twice earned California League Pitcher of the Week honors the week of May 28 and August 20.

PERSONAL/MISCELLANEOUS: Graduated from Lake Brantley High School in 1991...attended Georgia Tech where he was an All-ACC Selection in 1993...tied for sixth in the nation with 13 wins and was fourth with 132 strikeouts that year...was a *Baseball America* second team All-American as a junior as Georgia Tech reached the championship game of the 1994 College World Series before losing to Oklahoma...led the nation that year with 184 strikeouts and tied for second with 14 wins...in three years with the Yellow Jackets, he posted a 35-8 record with a 3.02 ERA and 397 strikeouts in 340 innings...signed by Mark Conkin...resides in Longwood, Florida.

LIFETIME PITCHING RECORD

Year	Club	W	L	ERA	G	GS	CG	SHO	SV	IP	H	R	ER	BB	SO
1994	Modesto	2	1	3.80	11	1	0	0	2	23.2	20	10	10	10	28
1995	Modesto	11	4	3.84	31	23	0	0	2	154.2	135	79	66	48	145
1996	Huntsville	9	12	3.95	26	26	3	0	0	159.1	161	89	70	59	127

ROOKIE RULE

The Baseball Writers Association of America considers a player a rookie unless during the previous season or seasons he has (a) exceeded 130 at-bats or 50 innings pitched in the major leagues; or (b) accumulated more than 45 days on the active roster of a major league club (excluding military service), during the 25-player limit. The 25-player limit is in effect from Opening Day until August 31.

CAREER TRANSACTIONS: 1994—Selected by the Oakland Athletics organization in the 2nd round of the free-agent draft, June 2.

30**AARON SMALL****RHP****Aaron James Small****1997 Opening Day Age:** 25**Born:** Oxnard, California, November 23, 1971**Bats:** Right **Throws:** Right**Height:** 6-5 **Weight:** 214**Major League Service:** 87 days**Obtained:** Claimed on waivers from the Seattle Mariners, January 29, 1996.**Contract Status:** First year of a one-year contract through 1997.

1996 HIGHLIGHTS—Had two separate stints with the A's in 1996...was on the opening day roster and was used in relief prior to being designated for assignment on April 27...used primarily as a starter at Edmonton and then made three starts in four appearances for Oakland when he returned in September...made eight relief appearances in his first stint with the A's and posted a 8.16 ERA...walked five batters in each of his last two outings (1.2 ip on April 23 vs. Milwaukee and 2.0 ip on April 26 at Detroit), allowing four and seven runs respectively...was 8-6 with a save and a 4.29 ERA in 25 games, 19 starts at Edmonton...led the Trappers with 83 strikeouts and was second in innings pitched (119.2)...tossed the first no-hitter in the Trappers 16-year history on August 8, shutting out Vancouver 6-0 and facing just 2 batters over the minimum (9.0 ip, 0 bb, 9 so)...then had a win and a loss in two playoff starts...brought back to Oakland on September 13 and started and lost the next day vs. Cleveland...picked up his first A.L. win in the final game of the season on September 29 vs. Seattle...allowed a run on four hits in 5.0 ip in his finest outing in the majors...finished 1-2 with a 9.00 ERA (13 er in 13.0 ip) in his three starts and 0-1 with a 7.47 ERA (13 er in 15.2 ip) in his nine relief appearances.

CAREER: 1989—began his professional career as a starter at Medicine Hat, although he did make one relief appearance...was 1-7 with a 5.86 ERA in 15 games, 14 starts. 1990—moved to full season A-Ball with Myrtle Beach of the South Atlantic League...finished eighth in the loop in ERA (2.80), led the Hurricanes in games started (27) and was second in innings pitched (147.2)...allowed 18 earned runs in his nine losses. 1991—spent the full season at Dunedin and posted a 2.73 ERA...despite going 1-2 in July, he posted an ERA of 2.03 in six starts (40.0 ip)...pitched the front end of two combined shutouts...struckout more than twice as many batters as he walked (92 so, 42 bb). 1992—pitched at Knoxville in his first season at Double-A...used mainly as a starter, making 24 starts in 27 games...tossed a pair of complete games including his first career shutout in his last start of the season...had a 3.88 ERA at home compared to 6.56 on the road. 1993—made the move from starter to reliever as he appeared in a career high 48 games, only nine of which were starts...led Knoxville with 16 saves and finished seventh in the Rolands Relief Award standings. 1994—started the year at Double-A Knoxville but was promoted to Triple-A Syracuse on May 18...made nine appearances with the Chiefs before he was recalled by Toronto on June 10...made his major league debut on June 11 vs. New York in a 9-2 loss...allowed two runs on five hits in 2.0 innings...that was his only major league appearance in 1994 as he was sent back to Syracuse on June 16...appeared in four games before finishing the year at Knoxville...used as a starter in his second stint with Knoxville and tossed a complete game shutout, the second of his career. 1995—began the season in the Toronto organization before he was traded to Florida...pitched one game at Syracuse before being dealt to the Marlins for a player to be named later (Ernie Delgado on September 19) on April 26...was assigned to Charlotte, where he appeared in 33 games, all in relief...led the Knights with 10 saves despite spending over a month of the season (May 3 to June 14) on the

disabled list with a strained right shoulder...was brought up to Florida in September and picked up his first major league win with an inning of scoreless relief on September 3 at Houston in his first appearance...made six other appearances and finished with a 1.42 ERA in seven relief appearances (6.1 ip)...claimed on waivers by the Mariners following the season before he was again claimed on waivers by the A's.

PERSONAL/MISCELLANEOUS: Graduated from South Hills HS in 1989...played baseball and basketball, earning first and second team All-League honors in baseball...was a member of championship teams his junior and senior years...resides in Knoxville, Tennessee.

LIFETIME PITCHING RECORD

Year	Club	W	L	ERA	G	GS	CG	SHO	SV	IP	H	R	ER	BB	SO
1989	Medicine Hat	1	7	5.86	15	14	0	0	0	70.2	80	55	46	31	40
1990	Myrtle Beach	9	9	2.80	27	27	1	0	0	147.2	150	72	46	56	96
1991	Dunedin	8	7	2.73	24	23	1	0	0	148.1	129	51	45	42	92
1992	Knoxville	5	12	5.27	27	24	2	1	0	135.0	152	94	79	61	79
1993	Knoxville	4	4	3.39	48	9	0	0	16	93.0	99	44	35	40	44
1994	Knoxville	5	5	2.99	29	11	1	1	5	96.1	92	37	32	38	75
	Syracuse	3	2	2.22	13	0	0	0	0	24.1	19	8	6	9	15
	TORONTO	0	0	9.00	1	0	0	0	0	2.0	5	2	2	2	0
1995	Syracuse	0	0	5.40	1	0	0	0	0	1.2	3	1	1	1	2
	Charlotte	2	1	2.88	33	0	0	0	10	40.2	36	15	13	10	31
	FLORIDA	1	0	1.42	7	0	0	0	0	6.1	7	2	1	6	5
1996	Edmonton	8	6	4.29	25	19	1	1	1	119.2	111	65	57	28	83
	OAKLAND	1	3	8.16	12	3	0	0	0	28.2	37	28	26	22	17
A.L. Totals		1	3	8.22	13	3	0	0	0	30.2	42	30	28	24	17
N.L. Totals		1	0	1.42	7	0	0	0	0	6.1	7	2	1	6	5
M.L. Totals		2	3	7.05	20	3	0	0	0	37.0	49	32	29	30	22

CAREER TRANSACTIONS: 1989 — Selected by the Toronto Blue Jays organization in the 22nd round of the free-agent draft, June 5. 1995 — Traded to the Florida Marlins organization for a PTBNL (Ernie Delgado), April 26. 1996 — Claimed on waivers by the Seattle Mariners, January 23. Claimed on waivers by the Oakland Athletics, January 29.

PITCHING BREAKDOWN

1996		CAREER vs. TEAM														
ERA	W	LSV	G	IP	H	ER	ERA	W	L	SV	G	IP	H	ER		
—	0	0	0	0	0.0	0	0	ANAHEIM	—	0	0	0	0	0.0	0	0
—	0	0	0	0	0.0	0	0	BALTIMORE	—	0	0	0	0	0.0	0	0
—	0	0	0	0	0.0	0	0	BOSTON	—	0	0	0	0	0.0	0	0
0.00	0	0	0	1	1.0	0	0	CHICAGO	0.00	0	0	0	1	1.0	0	0
17.18	0	1	0	1	3.2	7	7	CLEVELAND	17.18	0	1	0	1	3.2	7	7
—	0	0	0	0	0.0	0	0	COLORADO	—	0	0	0	0	0.0	0	0
15.75	0	1	0	3	4.0	7	7	DETROIT	15.75	0	1	0	3	4.0	7	7
—	0	0	0	0	0.0	0	0	KANSAS CITY	—	0	0	0	0	0.0	0	0
—	0	0	0	0	0.0	0	0	LOS ANGELES	—	0	0	0	0	0.0	0	0
9.82	0	0	0	2	3.2	3	4	MILWAUKEE	9.82	0	0	0	2	3.2	3	4
—	0	0	0	0	0.0	0	0	MINNESOTA	—	0	0	0	0	0.0	0	0
—	0	0	0	0	0.0	0	0	NEW YORK	9.00	0	0	0	1	2.0	5	2
—	0	0	0	0	0.0	0	0	SAN DIEGO	—	0	0	0	0	0.0	0	0
—	0	0	0	0	0.0	0	0	SAN FRANCISCO	—	0	0	0	0	0.0	0	0
1.42	1	0	0	2	6.1	6	1	SEATTLE	1.42	1	0	0	2	6.1	6	1
6.75	0	1	0	2	8.0	11	6	TEXAS	6.75	0	1	0	2	8.0	11	6
4.50	0	0	0	1	2.0	3	1	TORONTO	4.50	0	0	0	1	2.0	3	1
8.16	0	1	0	8	14.1	15	13	BEFORE ASB	8.27	0	1	0	9	16.1	20	15
8.16	1	2	0	4	14.1	22	13	AFTER ASB	6.10	2	2	0	11	20.2	29	14
6.75	1	2	0	7	16.0	20	12	HOME	6.33	1	2	0	11	21.1	29	15
9.95	0	1	0	5	12.2	17	14	AWAY	8.04	1	1	0	9	15.2	20	14
8.24	1	3	0	8	19.2	25	18	DAY	7.94	2	3	0	10	22.2	31	20
8.00	0	0	0	4	9.0	12	8	NIGHT	5.65	0	0	0	10	14.1	18	9
8.16	0	1	0	8	14.1	15	13	APRIL	8.16	0	1	0	8	14.1	15	13
—	0	0	0	0	0.0	0	0	MAY	—	0	0	0	0	0.0	0	0
—	0	0	0	0	0.0	0	0	JUNE	9.00	0	0	0	1	2.0	5	2
—	0	0	0	0	0.0	0	0	JULY	—	0	0	0	0	0.0	0	0
—	0	0	0	0	0.0	0	0	AUGUST	—	0	0	0	0	0.0	0	0
8.16	1	2	0	4	14.1	22	13	SEPT/OCT	6.10	2	2	0	11	20.2	29	14

SMALL, cont.**MAJOR LEAGUE FIELDING TOTALS****PITCHER**

YEAR	PCT.	G	PO	A	E	TC	DP
1994	1.000	1	0	1	0	1	0
1995	1.000	7	0	1	0	1	0
1996	1.000	12	3	4	0	7	0
Totals	1.000	20	3	6	0	9	0

SMALL'S BEST**SEASON**

W: 1 (1995 & 1996)

SV: —

CG: —

ERA: 1.42 (1995)

G: 12 (1996)

IP: 28.2 (1996)

SO: 17 (1996)

LONGEST WINNING STREAK: 1 (twice), last time: 9/29/96 to present

LONGEST LOSING STREAK: 3, 4/4-9/24, 1996

GAME

LOW HIT CG: —

IP: 5.0, 9/29/96 vs. Seattle

SO: 4, 9/24/96 vs. Texas

21**SCOTT SPIEZIO****IF****Scott Edward Spiezio****1997 Opening Day Age:** 24**Born:** Joliet, Illinois, September 21, 1972**Bats:** Switch **Throws:** Right**Height:** 6-2 **Weight:** 208**Major League Service:** 17 days**Obtained:** Oakland's 6th round selection in the June, 1993 free agent draft.**Contract Status:** First year of a one-year contract through 1997.

1996 HIGHLIGHTS—Spent the entire season at Edmonton and was recalled to Oakland after the Trappers won the PCL Championship...led the PCL in games (140), was second in RBI (91), third in at bats (523), fifth in runs (87) and tied for fifth in extra base hits (54)...led the Trappers in RBI, hits (137), doubles (30) and home runs (20) while batting .262...then hit six home runs in eight playoff games, batting .333 with 10 runs, 11 RBI and eight walks...brought up to Oakland September 13 and started at third base in the second game of a doubleheader the next day at Cleveland...singled off Chad Ogea in his first major league at bat...first major league homer came on September 22 at Seattle, a three-run shot off Rusty Meacham...his other homer was also a three-run blast (September 27 vs. Seattle)...appeared in nine games for Oakland and made eight starts, four at third and four at DH.

CAREER: 1993—began his first professional season at Southern Oregon but by the end of the year he was playing third base for Modesto...led Southern Oregon with a .328 batting average...also had 15 extra base hits for a .512 slugging percentage and his 16 walks helped fuel a .404 on-base percentage...was promoted to Modesto on July 29 and hit .255 in 32 games...hit .125 (1 for 8) in four playoff games with the A's...combined at both levels to go 69 for 235 (.294) with 4 HR and 32 RBI in 63 games. **1994**—spent the entire season at Modesto and finished second in the Cal League in walks (88) and tied for second in doubles (32)...also led league third basemen with a .948 fielding percentage...the 88 walks tied for ninth most in all of minor league baseball and were a career high...best month of the season was June when he hit .330 (31 for 94) with 5 HR and 20 RBI in 25 games...also went 3 for 4 with a home run and three RBI for the North squad in the June 21 California League All-Star Game, earning MVP honors. **1995**—was named as the third baseman on the Southern League post-season All-Star team while playing for Huntsville...posted career highs in games (141), at bats (528), hits (149), doubles (33), triples (8) and steals (10)...finished the season ranked second in the league in doubles, third in hits and extra base hits (54), tied for third in

triples, fourth in RBI (86), tied for fourth in total bases (237) and fifth in walks (67)...earned Player of the Week honors for the week of July 14 which included a four-hit performance on July 5 vs. Carolina...finished July with a .357 mark to go with eight doubles, four triples, five homers and 20 RBI...played 134 of his 141 games at third base as he led league third sackers in games, total chances (424), assists (291), errors (29) and double plays (34).

PERSONAL/MISCELLANEOUS: Graduated from Morris High School in 1980...attended the University of Illinois...signed by Marty Miller...resides in Morris, Illinois during the off-season.

LIFETIME PLAYING RECORD

Year	Club	AVG.	G	AB	R	H	2B	3B	HR	RBI	BB	SO	SB	CS
1993	Southern Oregon	.328	31	125	32	41	10	2	3	19	16	18	0	1
	Modesto	.255	32	110	12	28	9	1	1	13	23	19	1	5
1994	Modesto	.280	127	453	84	127	32	5	14	68	88	72	5	0
1995	Huntsville	.282	141	528	78	149	33	8	13	86	67	78	10	3
1996	Edmonton	.262	140	523	87	137	30	4	20	91	56	66	6	5
	OAKLAND	.310	9	29	6	9	2	0	2	8	4	4	0	1
M.L. Totals		.310	9	29	6	9	2	0	2	8	4	4	0	1

CAREER TRANSACTIONS:1993 — Selected by the Oakland Athletics organization in the 6th round of the free agent draft, June 3.

BATTING BREAKDOWN

1996	AVG.	AB	H	HR	RBI	CAREER vs. TEAM	AVG.	AB	H	HR	RBI
.000	4	0	0	0	0	ANAHEIM	.000	4	0	0	0
—	0	0	0	0	0	BALTIMORE	—	0	0	0	0
—	0	0	0	0	0	BOSTON	—	0	0	0	0
—	0	0	0	0	0	CHICAGO	—	0	0	0	0
.429	7	3	0	2	2	CLEVELAND	.429	7	3	0	2
—	0	0	0	0	0	DETROIT	—	0	0	0	0
—	0	0	0	0	0	KANSAS CITY	—	0	0	0	0
—	0	0	0	0	0	MILWAUKEE	—	0	0	0	0
—	0	0	0	0	0	MINNESOTA	—	0	0	0	0
—	0	0	0	0	0	NEW YORK	—	0	0	0	0
.333	18	6	2	6	6	SEATTLE	.333	18	6	2	6
—	0	0	0	0	0	TEXAS	—	0	0	0	0
—	0	0	0	0	0	TORONTO	—	0	0	0	0
—	0	0	0	0	0	BEFORE ASB	—	0	0	0	0
.310	29	9	2	8	8	AFTER ASB	.310	29	9	2	8
.357	14	5	1	3	3	HOME	.357	14	5	1	3
.267	15	4	1	5	5	AWAY	.267	15	4	1	5
.143	14	2	0	0	0	vs. LEFT	.143	14	2	0	0
.467	15	7	2	8	8	vs. RIGHT	.467	15	7	2	8
.381	21	8	1	5	5	DAY	.381	21	8	1	5
.125	8	1	1	3	3	NIGHT	.125	8	1	1	3
—	0	0	0	0	0	APRIL	—	0	0	0	0
—	0	0	0	0	0	MAY	—	0	0	0	0
—	0	0	0	0	0	JUNE	—	0	0	0	0
—	0	0	0	0	0	JULY	—	0	0	0	0
—	0	0	0	0	0	AUGUST	—	0	0	0	0
.310	29	9	2	8	8	SEPT/OCT	.310	29	9	2	8

MAJOR LEAGUE FIELDING STATS

THIRD BASE

YEAR	PCT.	G	PO	A	E	TC	DP
1996	.866	5	6	5	2	13	0
Totals	.866	5	6	5	2	13	0

SPIEZIO'S BEST

SEASON

AVG: .310 (1996)

H: 9 (1996)

HR: 2 (1996)

RBI: 8 (1996)

SB: —

HIT STREAK: 5, 9/22/96 to present

CAREER GRAND SLAMS: 0

GAME

H: 2 (twice), last time: 9/26/96 vs. Seattle

HR: 1 (twice), last time: 9/27/96 vs. Seattle

RBI: 3 (twice), last time: 9/27/96 vs. Seattle


Matthew Wade Stairs
1997 Opening Day Age: 29

Born: Saint John, New Brunswick, Canada, February 27, 1968

Bats: Left **Throws:** Right

Height: 5-9 **Weight:** 212

Major League Service: 1 year, 77 days

Obtained: Signed as a free agent to a minor league contract, November 20, 1995

Contract Status: First year of a one-year contract through 1997.

1996 HIGHLIGHTS — Had two separate stints with the A's in 1996...had his best success as a pinch hitter as his .471 (8 for 17) average in the pinch was the best among all major leaguers with more than 10 at bats...also had two doubles, a triple and two homers for a 1.059 slugging percentage...started 37 games, 17 in right, 15 in left, four at DH and one at first base...was on the A's opening day roster and delivered a pinch-hit three run homer on April 5 vs. Detroit...tied a major league record for outfielders with two assists in the fourth inning on April 16 at Texas...tied for the team lead with eight outfield assists despite appearing in just 44 games in the outfield...was batting .200 (3 for 15) in 10 games when he was designated for assignment on April 23...hit .344 with 8 HR and 41 RBI in 51 games at Edmonton and was brought back up to Oakland for good on July 4...had his first career grand slam and a two run single in the first inning on July 5 vs. California...his six RBI tied a major league record for RBI in an inning (12th time, third by an Athletic) and doubled his career high...had a career high eight game hitting streak from July 14-24 (10 for 18, .556)...that started a streak of four consecutive pinch hits from July 18-August 2...finished July with a .340 average, 4 HR and 11 RBI in 17 games...hit his second pinch homer on August 25 at New York and it was the game winner in the ninth inning...had the game tying homer in the seventh inning the next day at Baltimore...hit .281 against right handers (36 for 128) and .222 (2 for 9) against left handers...played for Navjoa in the Mexican Pacific Winter League and batted .289 with eight home runs and 29 RBI in 53 games.

CAREER: 1989—signed with the Montreal Expos organization as a non-drafted free agent on January 17 and played at three different levels...had his best success at Rockford where he batted .284 in 44 games...had a combined .244 batting average. **1990**—split his season between Single-A West Palm Beach and Double-A Jacksonville...earned Player of the Week honors in the Florida State League, April 6-15, and was the Expos organizational Player of the Month for April...hit .417 with 15 RBI during the month...named to the Florida State mid-season All-Star Game...promoted to Jacksonville on June 4 after hitting .339 with 30 RBI in 55 games...combined for a .287 average with 64 RBI and 20 steals. **1991**—won a pair of batting titles in 1991 as he hit .330 to lead the Mexican Winter League for the 1990-91 season and then hit .333 to lead the Eastern League...was named league MVP while playing for Harrisburg and was named to the post season All-Star team at second base...was named the Expos' organization Player of the Month in June (.350, 17 RBI) and August (.391, 5 HR, 26 RBI)...finished in the top five in the Eastern League in 12 offensive categories including league leading totals in batting average, hits (168), slugging (.509), triples (10), totals bases (257) and intentional walks (8)...hit for the cycle on August 23 vs. New Britain, finishing the feat with a bunt single. **1992**—played his first season at the Triple-A level in 1992 and hit .267 with 11 home runs and 56 RBI in 110 games at Indianapolis...did make his major league debut with Montreal...became the seventh Canadian player to play for the Expos when he pinch hit in Cincinnati on May 29...recorded his first major league hit on May 31 at Riverfront Stadium vs. Jose Rijo in his fourth at bat, driving in his first two runs...sent back down on June 11 but was brought back June 19 before being sent back down on the 26th for good...made eight starts with Montreal and was 5 for 30 (.167) overall, but he hit .429 (3 for 7) with runners in scoring position. **1993**—played in three

different cities in two different countries, neither of which was the United States...bounced between Montreal and Triple-A Ottawa two times before his contract was assigned to the Chunichi Dragons of the Japanese Central League...started the season at Montreal but was sent to Ottawa on April 8...had four hits and six RBI on May 3 vs. Rochester...brought back to Montreal on May 30 and appeared in six games, five as a pinch hitter...was 33 for 132 (.250) with six home runs and 23 RBI during his five month stay in Japan. **1994**—returned to the Expos organization but was sold to the Boston organization in February...played for Double-A New Britain of the Eastern League and finished second on the club with a .309 batting average...was MVP in the All-Star Game...hit a grand slam vs. Albany on April 15...played 45 games in the outfield and five at first base. **1995**—began the season at Triple-A Pawtucket...hit .347 with eight doubles, seven home runs and 22 RBI in May, earning International League Player of the Month honors...was batting .314 with 12 doubles, 12 home runs and 50 RBI in 63 games when he was brought up to Boston on June 23rd...hit his first major league home run on July 5th off Tom Gordon at Kansas City...was batting .288 (17 for 59) in 26 games when he was optioned back to Pawtucket on August 15th...brought back to Boston on August 30th and produced a pinch hit, bases loaded, game winning double in the seventh inning vs. Seattle that night...after going hitless in his first eight at bats as a pinch hitter, he went 4 for his next 8 with seven RBI...batted .355 (11 for 31) with runners in scoring position including 4 for 5 (.800) with the bases loaded...made 14 starts in left field and five in right field.

PERSONAL/MISCELLANEOUS: Graduated from Fredericton High School (New Brunswick, Canada) and was MVP on the baseball team...was a member of the Canadian Olympic Team in Seoul in 1988 and also played in the World Championships in Italy in 1987...is married, Lisa, and has three children, Nicole, Alicia and Chandler...resides in Stanley, New Brunswick, Canada during the off season.

LIFETIME PLAYING RECORD

Year	Club	AVG.	G	AB	R	H	2B	3B	HR	RBI	BB	SO	SB	CS
1989	West Palm Beach	.189	36	111	12	21	3	1	1	9	9	18	0	0
	Jamestown	.256	14	43	8	11	1	0	1	5	3	5	1	2
	Rockford	.284	44	141	20	40	9	2	2	14	15	29	5	4
1990	West Palm Beach	.339	55	183	30	62	9	3	3	30	41	19	15	2
	Jacksonville	.254	79	280	26	71	17	0	3	34	22	43	5	3
1991	Harrisburg	.333	129	505	87	168	30	10	13	78	66	47	23	11
1992	Indianapolis	.267	110	401	57	107	23	4	11	56	49	61	11	11
	MONTREAL	.167	13	30	2	5	2	0	0	5	7	7	0	0
1993	Ottawa	.280	34	125	18	35	4	2	3	20	11	15	4	1
	MONTREAL	.375	6	8	1	3	1	0	0	2	0	1	0	0
	Chunichi (Japan)	.250	60	132	10	33	6	0	6	23	7	34	1	—
1994	New Britain	.309	93	317	44	98	25	2	9	61	53	38	10	7
1995	Pawtucket	.284	75	271	40	77	17	0	13	56	29	41	3	3
	BOSTON	.261	39	88	8	23	7	1	1	17	4	14	0	1
1996	Edmonton	.344	51	180	35	62	16	1	8	41	21	34	0	0
	OAKLAND	.277	61	137	21	38	5	1	10	23	19	23	1	1
A.L. Totals		.271	100	225	29	61	12	2	11	40	23	37	1	2
N.L. Totals		.211	19	38	3	8	3	0	0	7	7	8	0	0
M.L. Totals		.262	119	263	32	69	15	2	11	47	30	45	1	2

CAREER TRANSACTIONS:1989 — Signed as a free agent by the Montreal Expos organization, January 17. **1993** — Released, June 8; signed by the Chunichi Dragons of the Japanese Central League, June 8. Signed by the Montreal Expos organization, December 15. **1994** — Sold to the Boston Red Sox organization with pitcher Pete Young, February 18. **1995** — Granted free agency, October 14; signed by the Oakland Athletics organization, November 20.

A's SELECTED IN THE EXPANSION DRAFT

October 15, 1968	Kansas City selected Joe Keough and Don O'Riley Seattle Pilots selected Diego Segui, Jack Aker, Skip Lockwood and Jim Gosger
November 5, 1976	Seattle selected Glenn Abbott and Alan Griffin Toronto selected Leon Hooten, Mike Weathers and Gary Woods
November 17, 1992	Florida selected Eric Helfand and Jim Corsi

STAIRS, cont.

BATTING BREAKDOWN

1996						CAREER					
AVG.	AB	H	HR	RBI	vs. TEAM	AVG.	AB	H	HR	RBI	
.364	11	4	2	8	ANAHEIM	.333	15	5	2	9	
.389	18	7	2	4	BALTIMORE	.375	24	9	2	6	
.182	11	2	0	0	BOSTON	.182	11	2	0	0	
.235	17	4	0	1	CHICAGO	.182	22	4	0	1	
.111	9	1	1	2	CLEVELAND	.250	12	3	1	4	
—	0	0	0	0	COLORADO	—	0	0	0	0	
.429	7	3	1	3	DETROIT	.360	25	9	1	8	
.250	8	2	0	0	KANSAS CITY	.250	24	6	1	3	
—	0	0	0	0	LOS ANGELES	—	0	0	0	0	
.286	7	2	0	0	MILWAUKEE	.267	15	4	0	1	
.200	5	1	1	1	MINNESOTA	.235	17	4	1	1	
.400	5	2	1	1	NEW YORK	.333	6	2	1	1	
—	0	0	0	0	SAN DIEGO	—	0	0	0	0	
—	0	0	0	0	SAN FRANCISCO	—	0	0	0	0	
.400	10	4	0	0	SEATTLE	.400	15	6	0	3	
.200	20	4	1	2	TEXAS	.208	24	5	1	2	
.222	9	2	1	1	TORONTO	.182	11	2	1	1	
.280	25	7	3	11	BEFORE ASB	.275	102	28	4	26	
.277	112	31	7	12	AFTER ASB	.255	161	41	7	21	
.278	79	22	5	14	HOME	.274	135	37	5	27	
.276	58	16	5	9	AWAY	.250	128	32	6	20	
.222	9	2	0	3	vs. LEFT	.250	16	4	0	4	
.281	128	36	10	20	vs. RIGHT	.263	247	65	11	43	
.246	61	15	5	7	DAY	.287	101	29	5	15	
.303	76	23	5	16	NIGHT	.247	162	40	6	32	
.200	15	3	1	3	APRIL	.200	15	3	1	3	
—	0	0	0	0	MAY	.182	11	2	0	3	
—	0	0	0	0	JUNE	.250	36	9	0	6	
.340	47	16	4	11	JULY	.308	91	28	5	17	
.275	51	14	3	5	AUGUST	.290	62	18	3	11	
.208	24	5	2	4	SEPT/OCT	.188	48	9	2	7	

MAJOR LEAGUE FIELDING STATS

FIRST BASE

YEAR	PCT.	G	PO	A	E	TC	DP
1996	1.000	1	6	3	0	9	1
Totals	1.000	1	6	3	0	9	1

OUTFIELD

YEAR	PCT.	G	PO	A	E	TC	DP
1992	.933	10	14	0	1	15	0
1993	1.000	1	1	0	0	1	0
1995	.913	23	19	2	2	23	0
1996	.985	44	59	8	1	68	3
Totals	.963	78	93	10	4	107	3

STAIRS' BEST SEASON

AVG: .277 (1996)
 H: 38 (1996)
 HR: 10 (1996)
 RBI: 23 (1996)
 SB: 1 (1996)
 HIT STREAK: 8, 7/14-24, 1996
 CAREER GRAND SLAMS: 1, 7/5/96 vs. California
GAME
 H: 3 (twice), last time: 8/26/96 at Baltimore
 HR: 1 (11 times) last time: 9/14/96 at Cle. (G#2)
 RBI: 6, 7/5/96 vs. California

22

BILL TAYLOR

RHP



William Howell Taylor
 1997 Opening Day Age: 35
 Born: Monticello, Florida, October 16, 1961
 Bats: Right Throws: Right
 Height: 6-8 Weight: 232
 Major League Service: 2 years, 156 days
 Obtained: Signed by the Athletics as a six-year minor league free agent, December 13, 1993.
 Contract Status: First year of a one-year contract through 1997.

1996 HIGHLIGHTS — Opened the season at Edmonton but eventually took over as the closer in Oakland...had a team leading 17 saves, the most by an

A's reliever other than Eckersley since Jay Howell had 29 in 1985...was 17 for 19 (89.5%) in save opportunities which was the third best percentage in the American League...led the majors by allowing just 5 of 34 (14.7%) inherited runners to score...tied for sixth in the American League, along with Mohler and Corsi, with six relief wins...had four saves and a 0.79 ERA in seven games at Edmonton when the A's called on April 27...arrived during the game that day at Detroit and came on to retire the final four hitters for the save...was 1-1 with four saves and a 4.74 ERA over his first 23 games, but as the A's got hot, so did he...went 4-1 with 8 saves in 8 opportunities and compiled a 2.88 ERA (8 er in 25.0 ip) with 34 strikeouts in 20 relief appearances from June 16-July 31...A's went 26-15 over that span...the streak started with consecutive five strikeout games (career high) on June 16 at Milwaukee and June 18 at Detroit...finished the season with 67 strikeouts in 60.1 ip (10.0 per nine ip) and has a career average of 9.7 strikeouts per nine innings...had a scoreless streak of 15.1 ip from June 16-July 12 and had a 2.94 ERA at the All-Star break...posted a 6.08 ERA after the break, but allowed just 1 of 13 inherited runners to score...ran his consecutive save streak to 12 before suffering a pulled right groin on August 15...activated from the DL September 13 and was charged with a blown save in his first outing on September 15 at Cleveland...made seven appearances after the injury and was 1-0 with three saves and a 3.60 ERA...for the season, held opponents to a .231 batting average, including .188 (9 for 48) against first hitters.

CAREER: 1980—drafted by Texas in the second round of the January draft and split his first summer of pro baseball at Asheville and Sarasota. 1981—again divided the year between Asheville and Sarasota...23 of his 26 appearances were as a starter and he tossed his first professional complete game. 1982—used mostly in relief at both Wausau and Burlington and recorded the first saves of his pro career. 1983—started the year at Salem and his one win at Salem was a one-hitter vs. Winston-Salem on April 22nd...promoted to Tulsa of the Texas League in May and finished fourth on the staff with 75 strikeouts in 76.0 innings. 1984—struckout 80 in 80.0 innings at Tulsa...paced Tulsa in appearances (42), was third in saves (7) and finished fourth with his 80 strikeouts. 1985—second full season at Tulsa and held the opposition to a .218 average, the fifth lowest average in the Texas League. 1986—again opened the year at Tulsa and was leading the staff in innings and strikeouts when he was bumped up to Oklahoma City on June 10th...worked six or more innings in 13 of his 16 starts for the 89'ers. 1987—led the American Association in wins (12), tied for first in starts (28), was third in innings pitched (168.1), and finished fifth in strikeouts (100)...led all pitchers in the league in both putouts (19) and assists (49). 1988—final season in the Ranger organization...at Oklahoma City collected his second professional shutout and his first save in four seasons...final figure of 42 strikeouts his lowest total since his first pro season. 1989—signed by San Diego as a six year minor league free agent and spent his only year with the Padres at Las Vegas...led the Las Vegas staff in appearances with 47 and averaged just under one strikeout per inning (71 strikeouts in 79.0 innings). 1990—was out of baseball until he was signed as a free agent in August by Atlanta...wound up pitching at both Single-A Durham and Triple-A Richmond...appeared in just seven games and pitched a total of 10.2 innings with 10 strikeouts. 1991—pitched at Double-A Greenville for the full season and led the league in appearances (59)...save total of 22 was the third best in the league and his 1.51 ERA was a career low. 1992—pitched the full year at Triple-A Richmond in the Braves system...led the Richmond staff in saves (12) which was also the fourth best total in the International League...struckout 82 and walked only 27 in 79.0 innings of work. 1993—spent spring training with Toronto after the Blue Jays drafted Bill from the Atlanta organization in the December Rule 5 draft...did not make Toronto's 25 man roster and was sent back to the Braves...wound up pitching the season at Richmond...was named to the International League All-Star team after leading the league in saves (26) and games finished (55)...walked just 26 and struckout 81 in 68.1 innings and held the league hitters to a .224 average (56 for 250). 1994—after 14 years in the minor leagues covering 11 cities and five organizations, Bill Taylor finally made it to the major leagues...the 32 year old was the oldest rookie in the major leagues and he played an important role as a setup man in the A's bullpen...after 467 minor league games and 1,314 minor league innings he made his major league debut opening day, April 5th, at

TAYLOR, cont.

Milwaukee...struckout the first major league hitter he faced, Kevin Seitzer, and went on to pitch a 1-2-3 inning...for the year Taylor allowed league hitters just a .220 average and with his sidwinding delivery he was especially tough on righthanded hitters holding them to a .187 (20 for 107) average and recording 41 of his 48 strikeouts vs. righthanders...lefthanded swingers hit .273 vs. Bill (18 for 66)...in only his third appearance of the season, April 8th at Minnesota, picked up his first and only save...recorded his first major league win June 7th at the Oakland Coliseum vs. Milwaukee...was pitching some of his best baseball of the season right after the All-Star break when a knee injury sidelined him for the remainder of the season...on July 26th in Anaheim sprained ligaments in his left knee as he attempted to move towards a ground ball that turned out to be the final out of the game...the injury put Bill on the disabled list and he missed the last 15 games of the year...for the season allowed 12 of the 40 (30%) runners he inherited to score and the first batter he faced was 9 for 39 (.231) with one walk. **1995**—returned from a knee injury that ended his 1994 season early and then re-injured the knee during spring training in April...he slipped on the loose infield dirt at Phoenix Stadium during a base-running drill on April 9...an MRI on his left knee revealed that he had torn the anterior cruciate ligament and the medial collateral ligament...spent the entire season on the disabled list.

PERSONAL/MISCELLANEOUS: Graduated from Central High School in Thomasville, Georgia in 1979...played baseball and basketball in high school...also attended Abraham Baldwin Agricultural College in Tifton, Georgia...enjoys hunting and fishing during his off hours...Bill and his wife, Lisa, have one daughter, Logan...the Taylor's reside in Thomasville, Georgia during the off-season.

LIFETIME PITCHING RECORD

Year	Club	W	L	ERA	G	GS	CG	SHO	SV	IP	H	R	ER	BB	SO
1980	Asheville	0	2	10.39	6	2	0	0	0	14.0	24	24	17	9	12
	Sarasota	0	0	2.31	14	2	0	0	0	35.0	36	14	9	16	22
1981	Sarasota	4	2	2.72	12	11	0	0	0	53.0	42	23	16	29	35
	Asheville	1	7	4.64	14	12	1	0	0	64.0	76	43	33	35	44
1982	Wausau	2	5	5.03	19	1	0	0	2	39.0	36	27	22	27	34
	Burlington	5	4	3.72	18	8	2	0	1	73.0	64	37	30	36	61
1983	Salem	1	1	6.26	7	7	1	0	0	41.2	30	34	29	42	42
	Tulsa	5	8	6.87	21	12	0	0	0	76.0	86	65	58	51	75
1984	Tulsa	5	3	3.83	42	2	0	0	7	80.0	65	38	34	51	80
1985	Tulsa	3	9	3.47	20	17	2	0	0	103.2	84	55	40	48	87
1986	Tulsa	3	7	3.95	11	11	2	1	0	68.1	65	40	30	37	64
	Oklahoma City	5	5	4.60	16	16	1	0	0	101.2	94	56	52	57	68
1987	Oklahoma City	12	9	5.61	28	28	0	0	0	168.1	198	122	105	91	100
1988	Oklahoma City	4	8	5.49	20	12	1	1	1	82.0	98	55	50	35	42
1989	Las Vegas	7	4	5.13	47	0	0	0	1	79.0	93	48	45	27	71
1990	Durham	0	0	3.24	5	0	0	0	0	8.1	8	3	3	1	10
	Richmond	0	0	0.00	2	0	0	0	0	2.1	4	0	0	0	0
1991	Greenville	6	2	1.51	59	0	0	0	22	77.1	49	16	13	15	65
1992	Richmond	2	3	2.28	47	0	0	0	12	79.0	72	27	20	27	82
1993	Richmond	2	4	1.98	59	0	0	0	26	68.1	56	19	15	26	81
1994	OAKLAND	1	3	3.50	41	0	0	0	1	46.1	38	24	18	18	48
1995										(Injured — did not pitch)					
1996	Edmonton	0	0	0.79	7	0	0	0	4	11.1	10	1	1	3	13
	OAKLAND	6	3	4.33	55	0	0	0	17	60.1	52	30	29	25	67
M.L. Totals		7	6	3.97	96	0	0	0	18	106.2	90	54	47	43	115

CAREER TRANSACTIONS: **1980** — Selected by the Texas Rangers organization in 2nd round of free-agent draft, January 8. **1982** — Loaned to Wausau (Seattle Mariners organization), April 5; returned to Rangers organization, June 23. **1988** — Granted free agency, October 22. **1989** — Signed by San Diego Padres organization, March 30. Granted free agency, October 22. **1990** — Signed by Atlanta Braves organization, August 16. **1992** — Selected by the Toronto Blue Jays in the major league draft (Rule 5), December 7. **1993** — Returned to Atlanta Organization (rule 5), April 3. Granted free agency, October 15; signed by Oakland Athletics organization, December 13. **1994** — On disabled list, July 27 to October 6. **1995** — On disabled list, April 12 to October 10. **1996** — On disabled list, August 16 to September 13.

PITCHING BREAKDOWN

1996				CAREER												
ERA	W	LSV	G	IP	H	ER	vs. TEAM	ERA	W	L	SV	G	IP	H	ER	
0.00	2	0	0	7	8.2	5	0	ANAHEIM	0.77	2	0	0	9	11.2	7	1
18.00	0	0	0	3	3.0	6	6	BALTIMORE	8.31	0	0	0	9	8.2	13	8
5.40	0	0	1	4	5.0	8	3	BOSTON	4.70	0	0	1	7	7.2	9	4
0.00	1	0	2	3	4.1	2	0	CHICAGO	1.29	1	1	2	5	7.0	4	1
6.75	1	0	0	5	4.0	4	3	CLEVELAND	4.32	1	0	0	8	8.1	7	4
0.00	0	0	4	4	5.0	0	0	DETROIT	1.23	0	1	4	6	7.1	2	1
0.00	0	0	2	3	2.0	0	0	KANSAS CITY	13.50	0	0	2	5	4.0	5	6
3.18	1	1	1	4	5.2	4	2	MILWAUKEE	3.60	2	1	1	7	10.0	6	4
6.00	0	0	0	3	3.0	5	2	MINNESOTA	3.86	0	0	1	5	4.2	5	2
21.60	0	1	0	4	1.2	4	4	NEW YORK	4.00	0	1	0	12	9.0	6	4
4.35	1	0	4	8	10.1	9	5	SEATTLE	3.97	1	0	4	9	11.1	10	5
6.75	0	1	2	5	5.1	5	4	TEXAS	5.25	0	2	2	9	12.0	11	7
0.00	0	0	1	2	2.1	0	0	TORONTO	0.00	0	0	1	5	5.0	5	0
2.94	4	1	7	33	33.2	29	11	BEFORE ASB	3.39	5	4	8	68	74.1	66	28
6.08	2	2	10	22	26.2	23	18	AFTER ASB	5.29	2	2	10	28	32.1	24	19
5.87	4	2	7	27	30.2	29	20	HOME	5.04	5	4	7	47	55.1	51	31
2.73	2	1	10	28	29.2	23	9	AWAY	2.81	2	2	11	49	51.1	39	16
3.29	4	1	8	23	27.1	23	10	DAY	2.64	4	3	8	36	44.1	35	13
5.18	2	2	9	32	33.0	29	19	NIGHT	4.91	3	3	10	60	62.1	55	34
0.00	0	0	2	2	1.2	0	0	APRIL	0.79	0	0	3	11	11.1	7	1
3.46	1	1	1	14	13.0	15	5	MAY	3.68	1	4	1	27	29.1	30	12
4.26	1	0	3	13	12.2	10	6	JUNE	5.40	2	0	3	21	23.1	23	14
3.78	3	1	6	14	16.2	13	7	JULY	3.08	3	1	6	25	26.1	16	9
9.95	0	1	2	5	6.1	7	7	AUGUST	9.95	0	1	2	5	6.1	7	7
3.60	1	0	3	7	10.0	7	4	SEPT/OCT	3.60	1	0	3	7	10.0	7	4

MAJOR LEAGUE FIELDING TOTALS

PITCHER

YEAR	PCT.	G	PO	A	E	TC	DP
1994	1.000	41	2	3	0	5	0
1996	1.000	55	4	9	0	13	0
Totals	1.000	96	6	12	0	18	0

TAYLOR'S BEST SEASON

W: 6 (1996)
 SV: 17 (1996)
 CG: —
 ERA: 3.50 (1994)
 G: 55 (1996)
 IP: 60.1 (1996)
 SO: 67 (1996)
 LONGEST WINNING STREAK: 3, 6/16-7/6, 1996
 LONGEST LOSING STREAK: 3, 5/12-21, 1994

GAME

LOW HIT CG: —
 IP: 3.0, 5/18/94 vs. Texas
 SO: 5 (twice), last time: 6/18/96 at Detroit

50

DAVE TELGHEDER

RHP



David William Telgheder

1997 Opening Day Age: 30

Born: Middletown, New York, November 11, 1966

Bats: Right Throws: Right

Height: 6-3 Weight: 213

Major League Service: 1 year, 95 days

Obtained: Signed as a free agent to a minor league contract, November 10, 1995

Contract Status: First year of a one-year contract through 1997.

1996 HIGHLIGHTS—Began the season in the Edmonton starting rotation but finished it in the A's rotation...was 8-6 with a 4.17 ERA in 17 starts at Edmonton, walking just 23 in 101.1 ip...however, was 7-3 with a 2.89 ERA over his final 12 starts and then made one appearance at Modesto while Edmonton was in its All-Star Break...was brought up to Oakland on July 15 and started that night vs. Seattle...took the loss despite allowing just two runs in seven innings...had two losses and two no decisions over his first four starts, despite posting a 3.28

ERA...picked up his first American League win on August 4 vs. Milwaukee...then went 1-4 with a 8.18 ERA (20 er in 22.0 ip) over his next five starts, not including his first of two relief appearances on August 21 at Boston...did not allow a run in his two relief appearances (1.2 ip)...tossed his first career complete game and shutout on September 10 at Minnesota...allowed just three hits, the low-hit complete game by an A's pitcher in 1996, and matched his career high with seven strikeouts...tied an A's record by allowing five home runs in a loss at Seattle on September 21 but closed out the season with 6.2 shutout innings and a win against the Mariners on the 27th...walked two batters or fewer in 11 of his 14 starts and never walked more than three...opponents hit .292 off Dave, but that average dropped to .187 (14 for 75) with runners in scoring position and .114 (4 for 35) with RISP and two outs...left handers hit .324 (56 fo 173) off him compared to .254 (36 for 142) by right handers.

CAREER: 1989—began his career with Pittsfield of the New York-Penn League...was 5-3 with a pair of saves and a 2.45 ERA in 13 games, seven starts...also had four complete games including a shutout. 1990—had a combined 18-7 record after posting nine wins at both Single-A Columbia of the South Atlantic League and Single-A St. Lucie of the Florida State League...was the third winningest pitcher in the minors...ranked second among starters in each league in walks per nine innings ratio with a 0.91 average in the SAL and 1.31 in the FSL. 1991—played for Williamsport of the Double-A Eastern League...led the team and ranked second in the league with 13 wins...was second on the club with 90 strikeouts...earned Player of the Week honors for the week ending August 18. 1992—pitched the entire season at Triple-A Tidewater...tossed a nine inning no-hitter to defeat Pawtucket 1-0 on May 15...walked three and struckout seven...earned International League Player of the Week honors for the feat...finished tied for second in the IL in games started (27) and shutouts (2), was third in walks per nine innings (1.92) and fifth in innings pitched (169.0)...in addition to the no-hitter, he two-hit Rochester on April 25...was 5-5 on July 2 before losing nine of his final 10 decisions. 1993—made his major league debut with the Mets and had the best winning percentage (.750) on the staff...recalled from Norfolk on June 11 and went 3-2 with a 5.77 ERA in 11 appearances, four starts, before being sent back down on July 28...returned to New York on August 4 and spent the remainder of the season with the Mets...had a pair of three-game winning streaks in the majors, winning his first three decisions and his last three starts...made his major league debut on June 12 and struckout the first two batters he faced in a scoreless inning of relief...first win came in his first start on June 21 vs. Montreal (5.0 ip, 5 h, 2 r, 2 er, 3 bb, 1 so)...doubled off Brian Barnes of Montreal in his first major league at bat on June 21...was 1-0 with a 4.99 ERA in 17 relief appearances and 5-2 with a 4.60 ERA in seven starts. 1994—was on the Mets opening day roster but was optioned to Norfolk on April 25 after six relief outings...was tagged with the loss on April 20 at Los Angeles...finished the year in the International League where he ranked sixth with a 3.40 ERA...tossed a pair of nine inning shutouts, a two-hitter against Rochester on June 14 and a four-hitter against Pawtucket on June 24...had a four game winning streak in June...made 23 appearances, all as a starter. 1995—was recalled from

A's 1996 MULTIPLE RBI GAMES

PLAYER	2	3	4	5	TOT	PLAYER	2	3	4	5	TOT
Batista	5	0	1	0	6	Lovullo	2	0	0	0	2
Battle	2	0	0	0	2	Mashore	3	0	0	0	3
Berroa	18	9	1	1	29	McGwire	24	4	4	1	33
Bordick	11	1	1	0	13	Muñoz	2	2	0	0	4
Bournigal	2	1	0	0	3	Plantier	5	1	0	0	6
Brosius	8	2	6	0	16	Spiezio	1	2	0	0	3
Gates	6	2	0	0	8	Stairs	2	2	0	1	5
Giambi	11	6	0	1	18	Steinbach	14	7	5	1	27
Herrera	5	1	0	0	6	Williams	0	0	1	0	1
Leshar	3	1	0	0	4	Young	5	6	0	1	12

Norfolk of the International League on August 5...first two outings with the Mets were in relief but was used as a starter in four of his last five outings...struckout a career high seven on August 23 vs. San Francisco...picked up the win in a start vs. Philadelphia on September 16 and was 2 for 2 at the plate with his first major league RBI...while at Norfolk he posted a 5-4 record with three saves and a 2.24 ERA...that broke down to 2-1 with a 2.38 ERA in 18 relief appearances and 3-3 with a 2.20 ERA in 11 starts...walked just eight while fanning 75 in 92.1 minor league innings.

PERSONAL/MISCELLANEOUS: Graduated from Minisink Valley High School in Slate Hill, NY in 1985...graduated from the University of Massachusetts, Amherst in 1989...resides in Slate Hill, New York during the off-season.

LIFETIME PITCHING RECORD

Year	Club	W	L	ERA	G	GS	CG	SHO	SV	IP	H	R	ER	BB	SO
1989	Pittsfield	5	3	2.45	13	7	4	1	2	58.2	43	18	16	9	65
1990	Columbia	9	3	1.54	14	13	5	1	0	99.1	79	22	17	10	81
	St. Lucie	9	4	3.00	14	14	3	0	0	96.0	84	38	32	14	77
1991	Williamsport	13	11	3.60	28	26	1	0	0	167.2	185	81	67	33	90
1992	Tidewater	6	14	4.21	28	27	3	2	0	169.0	173	87	79	36	118
1993	Norfolk	7	3	2.95	13	12	0	0	1	76.1	81	29	25	19	52
	NEW YORK (NL)	6	2	4.76	24	7	0	0	0	75.2	82	40	40	21	35
1994	NEW YORK (NL)	0	1	7.20	6	0	0	0	0	10.0	11	8	8	8	4
	Norfolk	8	10	3.40	23	23	3	2	0	158.2	156	65	60	26	83
1995	Norfolk	5	4	2.24	29	11	0	0	3	92.1	77	34	23	8	75
	NEW YORK (NL)	1	2	5.61	7	4	0	0	0	25.2	34	18	16	7	16
1996	Modesto	1	0	1.50	1	1	0	0	0	6.0	4	3	1	1	3
	Edmonton	8	6	4.17	17	17	1	0	0	101.1	102	53	47	23	59
	OAKLAND	4	7	4.65	16	14	1	1	0	79.1	92	42	41	26	43
A.L. Totals		4	7	4.65	16	14	1	1	0	79.1	92	42	41	26	43
N.L. Totals		7	5	5.17	37	11	0	0	0	111.1	127	66	64	36	55
M.L. Totals		11	12	4.96	53	25	1	1	0	190.2	219	108	105	62	98

CAREER TRANSACTIONS: 1989 — Selected by the New York Mets organization in the 31st round of the free-agent draft, June 5. 1995 — Granted free agency, October 15; signed by the Oakland Athletics organization, November 10.

PITCHING BREAKDOWN

1996	ERA	W	L	SV	G	IP	H	ER	CAREER vs. TEAM	ERA	W	L	SV	G	IP	H	ER
—	0	0	0	0	0	0.0	0	0	ANAHEIM	—	0	0	0	0	0.0	0	0
—	0	0	0	0	0	0.0	0	0	BALTIMORE	—	0	0	0	0	0.0	0	0
0.00	1	0	0	2	9.0	8	0	0	BOSTON	0.00	1	0	0	2	9.0	8	0
2.70	0	1	0	1	6.2	7	2	2	CHICAGO	2.70	0	1	0	1	6.2	7	2
7.59	0	1	0	2	10.2	17	9	9	CLEVELAND	7.59	0	1	0	2	10.2	17	9
—	0	0	0	0	0.0	0	0	0	COLORADO	0.00	0	0	0	1	1.1	0	0
—	0	0	0	0	0.0	0	0	0	DETROIT	—	0	0	0	0	0.0	0	0
—	0	0	0	0	0.0	0	0	0	KANSAS CITY	—	0	0	0	0	0.0	0	0
—	0	0	0	0	0.0	0	0	0	LOS ANGELES	10.22	0	2	0	4	12.1	23	14
1.29	1	0	0	1	7.0	6	1	1	MILWAUKEE	1.29	1	0	0	1	7.0	6	1
6.10	1	1	0	2	10.1	9	7	7	MINNESOTA	6.10	1	1	0	2	10.1	9	7
10.57	0	2	0	2	7.2	11	9	9	NEW YORK	10.57	0	2	0	2	7.2	11	9
—	0	0	0	0	0.0	0	0	0	SAN DIEGO	7.20	0	1	0	1	5.0	10	4
—	0	0	0	0	0.0	0	0	0	SAN FRANCISCO	4.91	1	1	0	4	18.1	24	10
4.41	1	2	0	3	16.1	17	8	8	SEATTLE	4.41	1	2	0	3	16.1	17	8
6.35	0	0	0	2	5.2	9	4	4	TEXAS	6.35	0	0	0	2	5.2	9	4
1.50	0	0	0	1	6.0	8	1	1	TORONTO	1.50	0	0	0	1	6.0	8	1
—	0	0	0	0	0.0	0	0	0	BEFORE ASB	6.08	3	2	0	14	37.0	42	25
4.65	4	7	0	16	79.1	92	41	41	AFTER ASB	4.69	8	10	0	39	153.2	177	80
4.43	3	5	0	9	44.2	50	22	22	HOME	5.16	7	7	0	24	96.0	107	55
4.93	1	2	0	7	34.2	42	19	19	AWAY	4.75	4	5	0	29	94.2	112	50
14.09	0	1	0	3	7.2	16	12	12	DAY	6.69	2	2	0	15	40.1	50	30
3.64	4	6	0	13	71.2	76	29	29	NIGHT	4.49	9	10	0	38	150.1	169	75
—	0	0	0	0	0.0	0	0	0	APRIL	7.20	0	1	0	6	10.0	11	8
—	0	0	0	0	0.0	0	0	0	MAY	—	0	0	0	0	0.0	0	0
—	0	0	0	0	0.0	0	0	0	JUNE	3.60	2	0	0	6	15.0	11	6
3.28	0	2	0	4	24.2	29	9	9	JULY	5.11	1	4	0	9	44.0	62	25
4.88	2	3	0	6	27.2	32	15	15	AUGUST	5.62	2	4	0	18	57.2	70	36
5.67	2	2	0	6	27.0	31	17	17	SEPT/OCT	4.22	6	3	0	14	64.0	65	30

TELGHEDER, cont.

MAJOR LEAGUE FIELDING TOTALS

PITCHER

YEAR	PCT.	G	PO	A	E	TC	DP
1993	1.000	24	4	9	0	13	0
1994	.000	6	0	0	1	1	0
1995	1.000	7	2	6	0	8	0
1996	1.000	16	3	14	0	17	1
Totals	.974	53	9	29	1	39	1

TELGHEDER'S BEST SEASON

W: 6 (1993)
 SV: —
 CG: 1 (1996)
 ERA: 4.65 (1996)
 G: 24 (1993)
 IP: 79.1 (1996)
 SO: 43 (1996)
 LONGEST WINNING STREAK: 3 (twice), last time: 9/21-10/1, 1993
 LONGEST LOSING STREAK: 3, 8/9-24, 1996

GAME

LOW HIT CG: 3, 9/10/96 at Minnesota
 IP: 9.0, 9/10/96 at Minnesota
 SO: 7 (twice), last time: 9/10/96 at Minnesota

53

BRET WAGNER

LHP



Bret A. Wagner

1997 Opening Day Age: 23
 Born: Harrisburg, Pennsylvania, April 18, 1973
 Bats: Left Throws: Left
 Height: 6-0 Weight: 205
 Major League Service: None
 Obtained: Acquired from the St. Louis Cardinals with Allen Battle, Carl Dale and Jay Witasick in exchange for Todd Stottlemyre, January 9, 1996
 Contract Status: First year of a one-year contract through 1997.

1996 HIGHLIGHTS — Spent his first season in the A's organization at Huntsville and led the Stars with 27 starts...finished at an even 8-8 with a 4.23 ERA...was 6-2 with a 2.83 ERA over his first 11 starts...tossed a season high seven shutout innings and allowed just three hits on May 3 vs. Jacksonville...concluded the streak with 11.0 scoreless innings over his final two starts during the streak, May 24 and 29...earned Southern League Pitcher of the Week honors for his efforts the week of May 24...lost five of his final six decisions, posting a 6.04 ERA over the final two months of the season...struckout a season high seven on four occasions...allowed two earned runs or fewer in 17 of his 27 starts...surrendered just six home runs in 134.0 innings pitched and has allowed just 12 home runs in 320.1 career innings (one per 26.7 ip)...opponents hit .249 off Bret which broke down to .198 by left handers and .260 by right handers.

CAREER: 1994—assigned to New Jersey of the New York-Penn League after signing following the June draft...made just three starts and was 0-1 with a 5.11 ERA before he was moved up to Savannah...made seven starts there and went 4-1 with a 1.23 ERA...walked just six while striking out 43 in 44.0 innings. **1995**—spent most of the season at Single-A St. Petersburg but did make six starts at Double-A Arkansas...combined for a 6-6 record with a 2.42 ERA in 23 starts at both levels...including a team leading 2.12 ERA at St. Pete where he allowed just three home runs in 93.1 innings...allowed just one home run in 36.2 innings at Arkansas.

PERSONAL/MISCELLANEOUS: Graduated from Red Land HS in 1991...played baseball and football, earning all-state honors in baseball...attended Wake Forest University...resides in New Cumberland, Pennsylvania.

LIFETIME PITCHING RECORD

Year	Club	W	L	ERA	G	GS	CG	SHO	SV	IP	H	R	ER	BB	SO
1994	New Jersey	0	1	5.11	3	3	0	0	0	12.1	10	9	7	4	10
	Savannah	4	1	1.23	7	7	0	0	0	44.0	27	8	6	6	43
1995	St. Petersburg	5	4	2.12	17	17	1	0	0	93.1	77	36	22	28	59
	Arkansas	1	2	3.19	6	6	0	0	0	36.2	34	14	13	18	31
1996	Huntsville	8	8	4.23	27	27	0	0	0	134.0	125	77	63	77	98

CAREER TRANSACTIONS: 1994 — Selected by the St. Louis Cardinals organization in the 1st round (19th selection overall) of the free-agent draft, June 2. 1996 — Traded to the Oakland Athletics along with pitchers Carl Dale and Jay Witasick and outfielder Allen Battle for pitcher Todd Stottlemyre, January 9.

56

DON WENGERT

RHP



Donald Paul Wengert

1997 Opening Day Age: 27

Born: Sioux City, Iowa, November 6, 1969

Bats: Right Throws: Right

Height: 6-2 Weight: 212

Major League Service: 1 year, 106 days

Obtained: Oakland's 4th round selection in the June, 1992 free agent draft.

Contract Status: First year of a one-year contract through 1997.

1996 HIGHLIGHTS — His first full season in the majors and, after starting the season in the bullpen, he finished the year in the starting rotation...made a team leading 25 starts and also topped the club in innings (161.1), hits allowed (200) and home runs (29)...was 0-1 with a 3.48 ERA (8 er in 20.2 ip) in 10 relief appearances before he replaced Van Poppel in the starting rotation on May 6...like other A's starters, he had some success initially, compiling a 2-1 record and a 4.54 ERA (17 er in 33.2 ip) over his first six starts...then lost a career high four straight starts from June 9-25, posting a 7.04 ERA (18 er in 23.0 ip)...including a 1-0 loss vs. Toronto on June 20 when he allowed one run in 7.2 innings...for the season, the A's scored three runs or fewer in 8 of his 10 losses as a starter...went 2-1 with a 5.40 ERA in five July starts before landing on the disabled list with a right shoulder impingement on July 24...returned August 8 and allowed just one run in 6.1 innings to string together consecutive wins for the first time in his career...went 3-2 with a 2.70 ERA in his first five starts after his return from the DL...including his first career complete game, a 3-0, nine-hit shutout at Baltimore on August 28...did not walk a batter, the fourth time he did that as a starter...walked two batters or fewer in 17 of his 25 starts...the shutout would be his last win as he allowed at least five runs in each of his next four starts and was 0-2 with a 10.23 ERA over his final five starts...ended up with a 7-10 record and a 5.64 ERA (88 er in 140.1 ip) in his 25 starts...opponents hit .307, but that mark dropped to .256 with runners in scoring position...lefties hit .306 and right handers batted .308.

CAREER: 1992—after signing with the A's June 17th reported to Southern Oregon...was 2-0 with a 1.46 ERA when he was bumped up to Madison on July 29...finished out the season in the Muskies starting rotation and in seven starting assignments went 3-4 with a 3.38 ERA. 1993—split his season between the A's two single-A clubs at Madison and Modesto...was 6-5 after 13 starts at Madison when he was moved to Modesto on July 2...completed the season at Modesto and for the year, combined at both stops, was 9-11 in 25 starts with a 3.99 ERA. 1994—after an outstanding start at Modesto (A) was promoted mid-season to Huntsville (AA)...in Modesto made the most of his ten appearances, seven starts, as he was 4-1 with 52 strikeouts and just 11 walks in 42.2 innings...moved up to Huntsville on June 3 and was immediately placed in the starting rotation...went 6-3 with a 2.96 ERA over his final 13 starting assignments...for the season, combined at both Modesto and Huntsville, Don was 10-5 with 2 saves and a 3.17 ERA with 144 strikeouts...made two starts in the Southern League Playoffs winning each one as Don was the winning pitcher in both the division clinching game and

the league championship clinching game...went to the Arizona Fall League and pitched out of the bullpen for the league champion Peoria club...in 18 relief appearances was 2-1 with two saves and a 2.38 ERA...Wengert walked just four and struckout 20 in his 34.0 innings...in the league playoffs continued his post season pattern of winning key playoff games as his only start in the Arizona Fall League came in the title clinching game number two vs. Mesa and just as in the Southern League playoffs he was the starting and winning pitcher. **1995**—made the A's Opening Day Roster but was sent back down to Edmonton when the roster decreased to 25 on May 15...made four relief appearances, allowing two runs in 6.2 innings and allowing 2 of 4 inherited runners to score...tagged with the loss in his major league debut on April 30 at Milwaukee (2.0 ip, 2 h, 1 r)...did pick up his first major league win on May 9 vs. Seattle...appeared in 14 games with the Trappers and was 1-1 with a save and a 7.78 ERA before he was brought back up July 8...made 7 relief appearances (2.51 ERA) before he was placed on disabled list retroactive to July 30 with a strained right shoulder...activated August 18 following a two-game rehab appearance at Edmonton and closed out the season with eight consecutive relief appearances...allowed 6 of 17 inherited runners to score in 1995 but first hitters faced were 4 for 18 (.222)...opposition hit a combined .263 off Don, including .222 by right handers...his final numbers at Edmonton in 16 games, 6 starts, were 1-1 with a save and a 7.38 ERA.

PERSONAL/MISCELLANEOUS: Graduated from Heelan High School (Sioux City, Iowa) in 1988...was an all-state baseball and football player and was drafted by the Cincinnati Reds following high school but instead accepted a baseball scholarship to Iowa State...was a first team All-Big Eight pitcher in 1991 and second team All-Big Eight in 1992...left as the school's career leader in wins (22), games started (41) and innings pitched (291.1)...is a member of the Juvenile Diabetes Foundation...older brother Bill was a pitcher in the Los Angeles, San Diego and Boston organizations...Don was scouted and signed by Marty Miller...Don and his wife Kathryn reside in Sioux City, Iowa.

LIFETIME PITCHING RECORD

Year	Club	W	L	ERA	G	GS	CG	SHO	SV	IP	H	R	ER	BB	SO
1992	Southern Oregon	2	0	1.46	6	5	1	0	0	37.0	32	6	6	7	29
	Madison	3	4	3.38	7	7	0	0	0	40.0	42	20	15	17	29
1993	Madison	6	5	3.32	13	13	2	0	0	78.2	79	30	29	18	46
	Modesto	3	6	4.73	12	12	0	0	0	70.1	75	42	37	29	43
1994	Modesto	4	1	2.95	10	7	0	0	2	42.2	40	15	14	11	52
	Huntsville	6	4	3.26	17	17	1	0	0	99.1	86	43	36	33	92
1995	Edmonton	1	1	7.38	16	6	0	0	1	39.0	55	32	32	16	20
	OAKLAND	1	1	3.34	19	0	0	0	0	29.2	30	14	11	12	16
1996	OAKLAND	7	11	5.58	36	25	1	1	0	161.1	200	102	100	60	75
M.L. Totals		8	12	5.23	55	25	1	1	0	191.0	230	116	111	72	91

CAREER TRANSACTIONS: **1988** — Selected by the Cincinnati Reds organization in the 60th round of the free agent draft, June 1. **1992** — Selected by the Oakland Athletics organization in the 4th round of the free agent draft, June 1. **1995** — On disabled list, July 30 to August 18. **1996** — On disabled list, July 24 to August 8.

PITCHING BREAKDOWN

1996	ERA	W	LSV	G	IP	H	ER	CAREER vs. TEAM	ERA	W	L	SV	G	IP	H	ER
2.61	0	0	0	2	10.1	9	3	ANAHEIM	2.70	0	0	0	4	13.1	12	4
3.32	2	0	0	4	21.2	26	8	BALTIMORE	4.18	2	0	0	6	23.2	30	11
9.31	0	1	0	2	9.2	13	10	BOSTON	7.50	0	1	0	3	12.0	15	10
6.48	1	1	0	3	8.1	9	6	CHICAGO	5.79	1	1	0	4	9.1	9	6
9.35	0	1	0	2	8.2	14	9	CLEVELAND	6.39	0	1	0	4	12.2	16	9
9.90	0	1	0	4	10.0	15	11	DETROIT	7.71	0	1	0	6	14.0	17	12
4.32	2	0	0	3	16.2	23	8	KANSAS CITY	4.32	2	0	0	3	16.2	23	8
8.64	0	1	0	2	8.1	11	8	MILWAUKEE	7.11	0	2	0	4	12.2	16	10
3.05	1	2	0	3	20.2	20	7	MINNESOTA	2.91	1	2	0	4	21.2	21	7
10.29	0	1	0	2	7.0	11	8	NEW YORK	8.64	0	1	0	4	8.1	14	8
8.10	1	1	0	3	13.1	21	12	SEATTLE	7.20	2	1	0	4	15.0	22	12
5.17	0	1	0	3	15.2	19	9	TEXAS	5.94	0	1	0	4	16.2	22	11
0.82	0	1	0	3	11.0	9	1	TORONTO	1.80	0	1	0	5	15.0	13	3

1996								CAREER								
ERA	W	LSV	G	IP	H	ER	vs. TEAM	ERA	W	L	SV	G	IP	H	ER	
4.96	3	6	0	22	89.0	100	49	BEFORE ASB	4.88	4	7	0	27	97.2	109	53
6.35	4	5	0	14	72.1	100	51	AFTER ASB	5.59	4	5	0	28	93.1	121	58
5.26	3	4	0	20	92.1	111	54	HOME	5.10	4	4	0	26	102.1	119	58
6.00	4	7	0	16	69.0	89	46	AWAY	5.38	4	8	0	29	88.2	111	53
5.86	5	4	0	17	70.2	91	46	DAY	5.63	5	5	0	22	78.1	99	49
5.36	2	7	0	19	90.2	109	54	NIGHT	4.95	3	7	0	33	112.2	131	62
4.24	0	1	0	9	17.0	15	8	APRIL	4.26	0	2	0	10	19.0	17	9
4.31	1	1	0	6	31.1	29	15	MAY	4.00	2	1	0	9	36.0	34	16
6.21	1	4	0	5	29.0	42	20	JUNE	6.21	1	4	0	5	29.0	42	20
5.40	2	1	0	5	31.2	38	19	JULY	4.50	2	1	0	12	46.0	49	23
3.86	3	2	0	6	30.1	38	13	AUGUST	4.36	3	2	0	9	33.0	44	16
10.23	0	2	0	5	22.0	38	25	SEPT/OCT	8.68	0	2	0	10	28.0	44	27

MAJOR LEAGUE FIELDING TOTALS

PITCHER

YEAR	PCT.	G	PO	A	E	TC	DP
1995	1.000	19	3	1	0	4	0
1996	1.000	36	19	8	0	27	0
Totals	1.000	55	22	9	0	31	0

WENGERT'S BEST

SEASON

W: 7 (1996)

SV: —

CG: 1 (1996)

ERA: 5.58 (1996)

G: 36 (1996)

IP: 161.1 (1996)

SO: 75 (1996)

LONGEST WINNING STREAK: 2, 7/23-8/8, 1996

LONGEST LOSING STREAK: 4, 6/9-25, 1996

GAME

LOW HIT CG: 9, 8/28/96 at Baltimore

IP: 9.0, 8/28/96 at Baltimore

SO: 6 (twice), last time: 8/13/96 vs. Minnesota

19

GEORGE WILLIAMS

C



George Erik Williams

1997 Opening Day Age: 27

Born: Lacrosse, Wisconsin, April 22, 1969

Bats: Switch Throws: Right

Height: 5-10 Weight: 210

Major League Service: 1 year, 60 days

Obtained: Oakland's 24th round selection in the June, 1991 free agent draft.

Contract Status: First year of a one-year contract through 1997.

1996 HIGHLIGHTS — Was the A's back-up catcher for most of the 1996 season but was never able to get on track offensively with his limited duties...started 24 of the A's first 122 games at catcher when he was optioned to Edmonton on August 15...started the season 3 for 10 but a 1 for 18 slump dropped his average to a season low .143...average never got over .197 the rest of the season...hit his second career grand slam on June 8 at Minnesota in the second game of a doubleheader...was in a 1 for 22 slump when he was sent to Edmonton on August 15...had consecutive two-homer games with the Trappers on August 26 and 27...hit .404 with 5 HR and 18 RBI in 14 games and returned to Oakland on September 17...appeared in four more games, two starts, and was 2 for 10...hit .165 before the All-Star Break but had just four hits after the break for a .114 average...ended up making 26 starts at catcher and 10 in the designated hitter spot where he hit .154 (6 for 39)...batted .190 in innings 1-6 but was 5 for 53 (.094) from the seventh inning on.

CAREER: 1991—after signing, spent the summer at Southern Oregon of the Northwest League...played third base and caught for the A's...made just 1 error behind the plate to finish with a .993 mark as a catcher. 1992—played the full season at Madison (A) of the Midwest League and hit .304 to finish fourth in the loop...also walked 76 times to fuel a league best .438 on-base percentage...in

WILLIAMS, cont.

addition to his catching duties also played 5 games in the outfield. **1993**—earned Southern League All-Star honors at Huntsville (AA)...had the tenth best hitting mark in the league at .295 to go along with minor league bests in games played (124), at-bats (434), runs (80), hits (128), doubles (26) and RBI (77)...also walked 67 times to finish with a .401 on-base percentage which was fourth best in the league...July wound up being his best all-around month as George hit .315 with 6 homers and 23 RBI in 27 games...in addition to catching 61 games also played 50 games in the outfield and two at third base...had great success as the designated hitter for 23 games hitting .387 (29 for 75) with 7 doubles, a triple, 2 homers and 12 RBI. **1994**—opened the season on the disabled list after surgery on his right shoulder...reinstated on June 23 and sent to West Michigan where he spent the remainder of the season...appeared in 63 games for the Whitecaps but caught in just three of those...was used primarily as the designated hitter where he hit .297 with all eight of his home runs and 46 of his 48 RBI...led the team with a .303 batting average overall and his 48 RBI in 63 games were tied for fourth best on the club...walked 44 times for a .436 on-base percentage...had a season high five hits at Appleton on July 21...had a league best 26 RBI in August...hit .348 on the road compared to .255 at home. **1995**—had three separate stints with Oakland in 1995...began the year at Edmonton and was hitting .296 with 12 HR and 47 RBI in 68 games when the A's called on July 13...made his major league debut that night and grounded out in the second inning, but the game was rained out, erasing his debut...started at DH in the 2nd game of a doubleheader the following night at Cleveland and after being hit by a pitch in the first inning, he singled off Charles Nagy for his first major league hit...appeared in just two games before he was sent back to Edmonton on July 16...returned to Oakland July 27 and went 16 for 45 (.356) with 3 HR and 14 RBI in his first 12 games...including his first ML homer on August 5 vs. Seattle (Nelson) and a grand slam on August 14 at Kansas City (Brewer)...sent back to Edmonton on August 29 when Steinbach came off the DL but was brought back September 5 when rosters expanded...appeared in just eight games upon his return and was 2 for 11 (.182)...for the season, batted .385 (10 for 26) with runners in scoring position...finished his Edmonton season batting .310 with 13 HR and 55 RBI in 81 games and was named as the catcher on the Pacific Coast League post-season All-Star Team.

PERSONAL/MISCELLANEOUS: Graduated from Central HS (Lacrosse, Wisconsin) in 1987 and after playing two seasons at Mira Costa JC (Oceanside, CA) he transferred to the University of Texas-Pan American (Edinburg, Texas) from where he graduated in 1991...majored in Physical Education (Kinesiology) and played baseball for two years at UT-Pan American where he was the team captain for both seasons...following his senior year was named the winner of the Jody Ramsey Memorial Award given each year to a UT-Pan American senior for outstanding character, leadership, dedication and ability...drafted in the 24th round and signed by Bill "Chief" Gayton...George and his wife, Chris, have two children, Erik (2-29-88) and Shelby (2-7-93), and they reside in West Salem, Wisconsin during the winter months.

LIFETIME PLAYING RECORD

Year	Club	AVG.	G	AB	R	H	2B	3B	HR	RBI	BB	SO	SB	CS
1991	Southern Oregon	.236	55	174	24	41	10	0	2	24	38	36	9	4
1992	Madison	.304	115	349	56	106	18	2	5	42	76	53	9	5
1993	Huntsville	.295	124	434	80	128	26	2	14	77	67	66	6	3
1994	West Michigan	.303	63	221	40	67	20	1	8	48	44	47	6	3
1995	Edmonton	.310	81	290	53	90	20	0	13	55	50	52	0	4
	OAKLAND	.291	29	79	13	23	5	1	3	14	11	21	0	0
1996	Edmonton	.404	14	57	10	23	5	0	5	18	6	11	0	1
	OAKLAND	.152	56	132	17	20	5	0	3	10	28	32	0	0
M.L. Totals		.204	85	211	30	43	10	1	6	24	39	53	0	0

CAREER TRANSACTIONS: 1991 — Selected by the Oakland Athletics organization in the 24th round of free agent draft, June 3.

BATTING BREAKDOWN

1996					CAREER					
AVG.	AB	H	HR	RBI	vs. TEAM	AVG.	AB	H	HR	RBI
.200	10	2	0	1	ANAHEIM	.154	13	2	0	1
.000	2	0	0	0	BALTIMORE	.154	13	2	0	0
.111	9	1	0	0	BOSTON	.214	14	3	0	0
.167	6	1	0	0	CHICAGO	.263	19	5	1	3
.250	12	3	0	0	CLEVELAND	.250	16	4	0	0
.118	17	2	1	1	DETROIT	.118	17	2	1	1
.188	16	3	0	1	KANSAS CITY	.250	28	7	1	7
.091	11	1	1	1	MILWAUKEE	.091	11	1	1	1
.091	11	1	1	4	MINNESOTA	.111	18	2	1	4
.273	11	3	0	1	NEW YORK	.273	11	3	0	1
.167	6	1	0	0	SEATTLE	.333	18	6	1	3
.154	13	2	0	1	TEXAS	.190	21	4	0	3
.000	8	0	0	0	TORONTO	.167	12	2	0	0
.165	97	16	3	9	BEFORE ASB	.165	97	16	3	9
.114	35	4	0	1	AFTER ASB	.237	114	27	3	15
.153	72	11	0	3	HOME	.196	112	22	1	8
.150	60	9	3	7	AWAY	.212	99	21	5	16
.176	34	6	0	2	vs. LEFT	.238	63	15	1	9
.143	98	14	3	8	vs. RIGHT	.189	148	28	5	15
.162	74	12	2	7	DAY	.212	104	22	3	13
.138	58	8	1	3	NIGHT	.196	107	21	3	11
.143	21	3	1	1	APRIL	.143	21	3	1	1
.233	30	7	0	1	MAY	.233	30	7	0	1
.103	39	4	2	6	JUNE	.103	39	4	2	6
.176	17	3	0	2	JULY	.240	25	6	0	2
.067	15	1	0	0	AUGUST	.253	75	19	3	14
.200	10	2	0	0	SEPT/OCT	.190	21	4	0	0

MAJOR LEAGUE FIELDING STATS

CATCHER

YEAR	PCT.	G	PO	A	E	TC	DP	PB
1995	.956	13	58	7	3	68	0	1
1996	.982	43	154	12	3	169	1	5
Totals	.975	56	212	19	6	237	1	6

WILLIAMS' BEST

SEASON
 AVG: .291 (1995)
 H: 23 (1995)
 HR: 3 (1995 & 1996)
 RBI: 14 (1995)
 SB: —
 HIT STREAK: 4, 8/14-17, 1995
 CAREER GRAND SLAMS: 2, 6/8/96 at Minnesota (Game #2); 8/14/95 at Kansas City
 GAME
 H: 2 (nine times), last time: 5/23/96 at New York
 HR: 1 (six times), last time: 6/18/96 at Detroit
 RBI: 4 (twice), last time: 6/8/96 at Minnesota (Game #2)

52

JAY WITASICK

RHP



Gerald Alphonse Witasick

1997 Opening Day Age: 24

Born: Baltimore, Maryland, August 28, 1972

Bats: Right Throws: Right

Height: 6-4 Weight: 234

Major League Service: 51 days

Obtained: Acquired from the St. Louis Cardinals organization with outfielder Allen Battle and minor league pitchers Carl Dale and Bret Wagner for pitcher Todd Stottlemyre, January 9, 1996.

Contract Status: First year of a one-year contract through 1997.

1996 HIGHLIGHTS — Acquired from St. Louis in the Stottlemyre trade on January 9 and made his major league debut with the A's in 1996...made three separate appearances in Oakland and combined to pitch in 12 games, all in relief...made the jump from Double-A to the majors when he was recalled from Huntsville on July 5...made his major league debut two days later vs.

WITASICK, cont.

California with 1.1 innings of scoreless relief...pitched just twice before he was sent back to Huntsville on July 15...returned to Oakland on the 25th and was charged with the loss and the blown save that night in Toronto when he allowed a Joe Carter two-run homer in the ninth...picked up his first major league win on July 31 vs. Chicago, striking out the only batter he faced with the A's trailing 4-3...Oakland scored two in the eighth to give Jay the win...pitched nine times during his second stint before he was optioned to Edmonton on August 16...returned to Oakland following the PCL Playoffs and made one final appearance...was 0-3 with 4 saves and a 2.30 ERA in 25 games, 6 starts at Huntsville and 0-0 with 2 saves and a 4.15 ERA in six relief appearances with Edmonton...did not allow a run in three playoff appearances (3.1 ip).

CAREER: **1993**—began his professional career with Johnson City of the Rookie Appalachian League...struckout 74 and walked just 19 in 67.2 innings...was 2-0 with a 3.19 ERA in his final five starts at Johnson City before moving on to Single-A Savannah for one start which he won. **1994**—spent the entire season at Madison in the Midwest League and was named to the post-season All-Star team...finished tied for ninth in wins (10), fifth in strikeouts (141), eighth in ERA (2.32) and sixth in opponents batting average (.189) among St. Louis minor league hurlers...ranked second in the Midwest League in opponents batting average and fourth in ERA...struckout 13 in consecutive games against Fort Wayne on June 18 and Rockford on June 24...named to the mid-season All-Star Game...missed a portion of the season when he went on the disabled list with a strained back. **1995**—opened the year with St. Petersburg of the Florida State League where he posted a 7-7 won-loss record despite a 2.74 ERA...struckout a season high nine on July 1 in a one-hitter at St. Lucie and had three outings where he allowed just one hit...matched his strikeout high on July 12 vs. Daytona and was promoted to Arkansas...made seven starts with the Travelers but allowed five runs or more in four of those starts...the two wins came in consecutive starts on August 3 and 8 in which he allowed one earned run in 13.0 innings...combined at both levels for a 9-11 record and a 3.76 ERA in 25 starts.

PERSONAL/MISCELLANEOUS: Graduated from C. Milton Wright HS in 1990 where he played baseball and football...attended the University of Maryland-Baltimore County and Brevard CC...originally drafted by St. Louis in the 2nd round of the June, 1993 draft...resides in Bel Air, Maryland during the off-season.

LIFETIME PITCHING RECORD

Year	Club	W	L	ERA	G	GS	CG	SHO	SV	IP	H	R	ER	BB	SO
1993	Johnson City	4	3	4.12	12	12	0	0	0	67.2	65	42	31	19	74
	Savannah	1	0	4.50	1	1	0	0	0	6.0	7	3	3	2	8
1994	Madison	10	4	2.32	18	18	2	0	0	112.1	74	36	29	42	141
1995	St. Petersburg	7	7	2.74	18	18	1	1	0	105.0	80	39	32	36	109
	Arkansas	2	4	6.88	7	7	0	0	0	34.0	46	29	26	16	26
1996	Huntsville	0	3	2.30	25	6	0	0	4	66.2	47	21	17	26	63
	Edmonton	0	0	4.15	6	0	0	0	2	8.2	9	4	4	6	9
	OAKLAND	1	1	6.23	12	0	0	0	0	13.0	12	9	9	5	12
M.L. Totals		1	1	6.23	12	0	0	0	0	13.0	12	9	9	5	12

CAREER TRANSACTIONS: **1993** — Selected by the St. Louis Cardinals organization in the 2nd round of the free-agent draft, June 3. **1996** — Traded to the Oakland A's with outfielder Allen Battle and minor league pitchers Carl Dale and Bret Wagner for pitcher Todd Stottlemyre, January 9.

DID YOU KNOW...

That Catfish Hunter (27) and Rollie Fingers (34) are the only two Athletic players to have their uniform numbers retired. Their uniforms, along with an A's jersey honoring Walter A. Haas, Jr., are located on the outfield wall at the Coliseum.

PITCHING BREAKDOWN

1996						CAREER									
ERA	W	LSV	G	IP	H ER	vs. TEAM	ERA	W	L	SV	G	IP	H	ER	
0.00	0	0	0	1	1.1	0 0	ANAHEIM	0.00	0	0	0	1	1.1	0	0
27.00	0	0	0	1	1.0	4 3	BALTIMORE	27.00	0	0	0	1	1.0	4	3
—	0	0	0	0	0.0	0 0	BOSTON	—	0	0	0	0	0.0	0	0
0.00	1	0	0	2	1.0	0 0	CHICAGO	0.00	1	0	0	2	1.0	0	0
6.75	0	0	0	2	1.1	2 1	CLEVELAND	6.75	0	0	0	2	1.1	2	1
—	0	0	0	0	0.0	0 0	DETROIT	—	0	0	0	0	0.0	0	0
—	0	0	0	0	0.0	0 0	KANSAS CITY	—	0	0	0	0	0.0	0	0
8.10	0	0	0	2	3.1	4 3	MILWAUKEE	8.10	0	0	0	2	3.1	4	3
0.00	0	0	0	2	2.0	0 0	MINNESOTA	0.00	0	0	0	2	2.0	0	0
—	0	0	0	0	0.0	0 0	NEW YORK	—	0	0	0	0	0.0	0	0
—	0	0	0	0	0.0	0 0	SEATTLE	—	0	0	0	0	0.0	0	0
0.00	0	0	0	1	2.0	1 0	TEXAS	0.00	0	0	0	1	2.0	1	0
18.00	0	1	0	1	1.0	1 2	TORONTO	18.00	0	1	0	1	1.0	1	2
0.00	0	0	0	1	1.1	0 0	BEFORE ASB	0.00	0	0	0	1	1.1	0	0
6.94	1	1	0	11	11.2	12 9	AFTER ASB	6.94	1	1	0	11	11.2	12	9
4.91	1	0	0	10	11.0	10 6	HOME	4.91	1	0	0	10	11.0	10	6
13.50	0	1	0	2	2.0	2 3	AWAY	13.50	0	1	0	2	2.0	2	3
7.20	1	0	0	4	5.0	5 4	DAY	7.20	1	0	0	4	5.0	5	4
5.63	0	1	0	8	8.0	7 5	NIGHT	5.63	0	1	0	8	8.0	7	5
—	0	0	0	0	0.0	0 0	APRIL	—	0	0	0	0	0.0	0	0
—	0	0	0	0	0.0	0 0	MAY	—	0	0	0	0	0.0	0	0
—	0	0	0	0	0.0	0 0	JUNE	—	0	0	0	0	0.0	0	0
3.38	1	1	0	5	5.1	2 2	JULY	3.38	1	1	0	5	5.1	2	2
8.10	0	0	0	6	6.2	9 6	AUGUST	8.10	0	0	0	6	6.2	9	6
9.00	0	0	0	1	1.0	1 1	SEPT/OCT	9.00	0	0	0	1	1.0	1	1

MAJOR LEAGUE FIELDING TOTALS

PITCHER

YEAR	PCT.	G	PO	A	E	TC	DP
1996	—	12	0	0	0	0	0
Totals	—	12	0	0	0	0	0

WITASICK'S BEST

SEASON

W: 1 (1996)

SV: —

CG: —

ERA: 6.23 (1996)

G: 12 (1996)

IP: 13.0 (1996)

SO: 12 (1996)

LONGEST WINNING STREAK: 1, 7/31/96 to present

LONGEST LOSING STREAK: 1, 7/25/96

GAME

LOW HIT CG: —

IP: 2.1, 8/5/96 vs. Milwaukee

SO: 3, 7/13/96 vs. Texas

11

ERNIE YOUNG

OF



Ernest Wesley Young

1997 Opening Day Age: 27

Born: Chicago, Illinois, July 8, 1969

Bats: Right Throws: Right

Height: 6-1 Weight: 214

Major League Service: 1 year, 109 days

Obtained: Oakland's 10th round selection in the June, 1990 free agent draft.

Contract Status: First year of a one-year contract through 1997.

1996 HIGHLIGHTS—Spent his first full season in the majors and was the A's regular center fielder...made 123 starts in center plus one in right, and spent most of his season batting eighth...did make 44 starts in the leadoff spot, which was second on the club to Herrera's 46, and batted .236 with one steal and a .309 on-base percentage...was the A's top defensive outfielder, committing just one error in 362 chances (.997)...finished behind only Hamilton (Texas) and O'Neill (N.Y.) who did not commit an error...also led the team with five

double plays and tied for the team lead with eight assists...started the sixth triple play in Oakland history with his spectacular catch on April 7 vs. Detroit in Las Vegas...slammed into the wall to catch a Higginson fly ball and his return throw doubled up Trammell and Curtis who were running on the play...earned his spot on the roster after leading all A.L. hitters with eight spring home runs...was second with 23 RBI and fourth with a .776 slugging percentage while batting .343...went the first 24 games of the regular season without a homer before hitting six in six games from May 7-13...including May 10 vs. Minnesota when he hit an A's record tying three home runs...also had career and A's season highs with 6 RBI and 4 runs scored...a 4 for 38 (.105) slump at the end of May dropped his average to a season low .225, but he responded by hitting .269 in June with 6 HR and 16 RBI...batted a combined .218 in July and August but hit .286 in September to get his average back over the .240 mark...finished at .242 which was third lowest in the league.

CAREER: 1990—after signing, spent the summer at Southern Oregon of the Northwest League...had 5 assists playing the outfield and tied for the club high with 6 homers. 1991—played the full season at Madison (A) of the Midwest League and his totals of 15 homers and 71 RBI were both fourth best in the league...also had 9 assists from his outfield position. 1992—had his season at Modesto (A) shortened 6 weeks when he broke his left thumb during a rundown in July...belted three homers May 30th vs. Palm Springs and despite the injury still finished with 11 homers to rank third on his club. 1993—split the year between Modesto (A) and Huntsville (AA)...started the season as Modesto's everyday centerfielder and on opening night at San Bernardino hit 2 homers and knocked in 5 runs...earned his promotion to Huntsville in July as over his final 3 games at Modesto recorded 7 hits in his last 12 at-bats...included in that 3 games his second career 3 homer game in the minors, vs. Central Valley July 11th...tacked on 5 RBI that night...also picked up 23 steals in 30 attempts at Modesto and in addition to his offense had 8 assists from the outfield...was named to the mid-season and post season California League All-Star teams...at Huntsville picked up just 7 hits in his first 47 at-bats but picked up the pace in August hitting at a .254 clip for the month...finished out the year with 5 homers and 15 RBI at Huntsville and combined with his Modesto numbers hit 28 homers and knocked in 86 runs in 130 games. 1994—started the year at Huntsville but was brought up to Oakland on May 17th and made his major league debut that day in a start vs. Texas...recorded his first major league hit on May 20th at the Coliseum, a two-run double off Chicago's Roberto Hernandez...after 7 games, 6 starts, Ernie was 2 for 23 (.087) with 3 RBI when he was optioned back to Huntsville May 27th...he moved to Tacoma on June 25th and after 29 games at Triple-A where he hit .284 with 6 HR and 16 RBI he was recalled by the A's August 1st...in his second stint with the A's appeared in 4 games, making 2 starts before the work stoppage...Ernie will be the answer to a trivia question as in a pinch hitting role vs. Seattle's Randy Johnson on August 11th he made the season's final out...he was eventually optioned back to Huntsville on August 20th...then on the way to the Southern League title he hit .391 in seven post season games with two homers and eight RBI...his minor league numbers for the year combined at both Huntsville and Tacoma were a .329 average in 101 games to go along with 20 homers and 71 RBI. 1995—made two separate appearances in Oakland in 1995 but spent most of his season with Edmonton of the Pacific Coast League...was batting .299 with 12 HR and 58 RBI in 69 games when he brought up to Oakland for the first time on July 3...hit .204 in 23 games and was optioned back to Edmonton August 2 when McGwire was reinstated from the DL...never left as Tartabull was placed on the DL the next day and he was recalled...appeared in three games and was sent back to Edmonton August 6 where he finished the season...hit his first major league home run on July 6 vs. Milwaukee off Scott Karl...hit .200 overall with Oakland, including .333 (10 for 30) with less than two outs...was 0 for 20 with two outs...made 12 starts in the outfield, including at least two at each position (six in right, four in center and two in left)...finished his Triple-A season with a .277 average to go with 15 HR and a team leading 72 RBI...played for Phoenix in the Arizona Fall League and hit .285 (35 for 123) with 5 HR and 25 RBI.

PERSONAL/MISCELLANEOUS: Graduated from Mendel Catholic (Chicago, Illinois) High School in 1987 and attended Lewis University (Romeoville, Illinois) for three years before he was selected by the A's in the 10th round of the June, 1990 free agent draft...signed by A's scout Marty Miller...is married, Carmen, and has a daughter, Aubrey...resides in Mesa, Arizona.

LIFETIME PLAYING RECORD

Year	Club	AVG.	G	AB	R	H	2B	3B	HR	RBI	BB	SO	SB	CS
1990	Southern Oregon	.280	50	168	34	47	6	2	6	23	29	53	4	4
1991	Madison	.254	114	362	75	92	19	2	15	71	58	115	20	9
1992	Modesto	.249	74	253	55	63	12	4	11	33	47	74	11	3
1993	Modesto	.306	85	301	83	92	18	6	23	71	72	92	23	7
	Huntsville	.208	45	120	26	25	5	0	5	15	24	36	8	5
1994	Huntsville	.346	72	257	45	89	19	4	14	55	37	45	5	6
	Tacoma	.284	29	102	19	29	4	0	6	16	13	27	0	5
	OAKLAND	.067	11	30	2	2	1	0	0	3	1	8	0	0
1995	Edmonton	.277	95	347	70	96	21	4	15	72	49	73	2	2
	OAKLAND	.200	26	50	9	10	3	0	2	5	8	12	0	0
1996	OAKLAND	.242	141	462	72	112	19	4	19	64	52	118	7	5
M.L. Totals		.229	178	542	83	124	23	4	21	72	61	138	7	5

CAREER TRANSACTIONS: 1990 — Selected by the Oakland Athletics organization in the 10th round of free agent draft, June 4.

BATTING BREAKDOWN

1996						CAREER					
AVG.	AB	H	HR	RBI	vs. TEAM	AVG.	AB	H	HR	RBI	
.222	36	8	3	4	ANAHEIM	.222	36	8	3	4	
.213	47	10	1	4	BALTIMORE	.213	47	10	1	4	
.182	22	4	1	3	BOSTON	.182	22	4	1	3	
.138	29	4	0	0	CHICAGO	.135	37	5	0	2	
.158	38	6	2	5	CLEVELAND	.125	48	6	2	5	
.300	30	9	1	4	DETROIT	.289	38	11	2	6	
.385	26	10	0	2	KANSAS CITY	.345	29	10	0	2	
.324	37	12	3	12	MILWAUKEE	.310	42	13	4	13	
.280	50	14	5	15	MINNESOTA	.280	50	14	5	15	
.211	38	8	1	3	NEW YORK	.211	38	8	1	3	
.273	33	9	1	4	SEATTLE	.238	42	10	1	5	
.265	34	9	0	2	TEXAS	.191	47	9	0	2	
.214	42	9	1	6	TORONTO	.242	66	16	1	8	
.213	271	65	12	41	BEFORE ASB	.228	312	71	13	45	
.246	191	47	7	23	AFTER ASB	.230	230	53	8	27	
.260	231	60	10	27	HOME	.238	290	69	12	34	
.225	231	52	9	37	AWAY	.218	252	55	9	38	
.276	127	35	6	16	vs. LEFT	.252	155	39	7	18	
.230	335	77	13	48	vs. RIGHT	.220	387	85	14	54	
.252	206	52	6	28	DAY	.240	246	59	8	33	
.234	256	60	13	36	NIGHT	.220	296	65	13	39	
.250	68	17	0	8	APRIL	.250	68	17	0	8	
.205	83	17	6	17	MAY	.179	106	19	6	20	
.269	108	29	6	16	JUNE	.269	108	29	6	16	
.213	61	13	2	6	JULY	.213	108	23	4	11	
.222	72	16	1	4	AUGUST	.195	82	16	1	4	
.286	70	20	4	13	SEPT/OCT	.286	70	20	4	13	

MAJOR LEAGUE FIELDING STATS

OUTFIELD

YEAR	PCT.	G	PO	A	E	TC	DP
1994	.958	10	22	1	1	24	0
1995	.946	24	35	0	2	37	0
1996	.997	140	353	8	1	362	5
Totals	.991	174	410	9	4	423	5

YOUNG'S BEST SEASON

AVG: .242 (1996)
 H: 112 (1996)
 HR: 19 (1996)
 RBI: 64 (1996)
 SB: 7 (1996)
 HIT STREAK: 7, 4/17-25, 1996
 CAREER GRAND SLAMS: 0

GAME

H: 4, 5/10/96 vs. Minnesota
 HR: 3, 5/10/96 vs. Minnesota
 RBI: 6, 5/10/96 vs. Minnesota

NON-ROSTER PLAYERS

67

DANNY ARDOIN

C



Daniel Wayne Ardoin

1997 Opening Day Age: 22

Born: Mamou, Louisiana, July 8, 1974

Bats: Right **Throws:** Right

Height: 6-0 **Weight:** 195

Major League Service: None

Obtained: Oakland's 5th round selection in the June, 1995 free agent draft

Contract Status: First year of a one-year contract through 1997.

1996 HIGHLIGHTS — Spent the entire season at Single-A Modesto of the California League...batted .262 with 6 HR and 34 RBI in 91 games...was batting .276 on April 30 when he broke his right hand and missed a month and a half of the season...returned on June 12 and went 9 for his first 21 (.429)...finished June with a .358 average to get his overall average to a season high .310...then went 0 for his first 14 in July and finished that month with a .206 average...was behind the plate for 76 games but also appeared in eight games at third base and four at first...was 6 for 28 (.214) in seven games at designated hitter.

CAREER: 1995—made his professional debut at Southern Oregon and hit .234 in 58 games...led Northwest League catchers in games (57), total chances (477), putouts (402), assists (61) and errors (14)...was hit by a pitch a team leading nine times...homed in back-to-back games, July 10-11 vs. Everett...had an eight-game hitting streak (12 for 32, .375) from August 20-30.

PERSONAL/MISCELLANEOUS: Graduated from Sacred Heart HS in 1992...attended McNeese State where he was an All-Southland Conference selection as a junior in 1995...signed by Steve Bowden...resides in Ville Platte, Louisiana during the off season.

LIFETIME PLAYING RECORD

Year	Club	AVG.	G	AB	R	H	2B	3B	HR	RBI	BB	SO	SB	CS
1995	Southern Oregon	.234	58	175	28	41	9	1	2	23	31	50	2	1
1996	Modesto	.262	91	317	55	83	13	3	6	34	47	81	5	7

CAREER TRANSACTIONS: 1995 — Selected by the Oakland Athletics organization in the 5th round of the free agent draft, June 1.

5

ALEX COLE

OF



Alexander Cole, Jr.

1997 Opening Day Age: 31

Born: Fayetteville, North Carolina, August 17, 1965

Bats: Left **Throws:** Left

Height: 6-0 **Weight:** 184

Major League Service: 5 years, 108 days

Obtained: Signed as a free agent to a minor league contract, November 21, 1996.

Contract Status: First year of a one-year contract through 1997.

1996 HIGHLIGHTS — Signed by the Red Sox to a minor league contract on January 24 and appeared in 24 games with Boston...opened the season at Pawtucket and was hitting .250 in 13 games when he was brought up to Boston

on April 22...was used as a late inning replacement that night in Minnesota before starting each of the next 14 games in centerfield while batting leadoff...was 13 for 57 (.228) with seven walks, four steals and five doubles over those 14 games...of his 24 appearances with Boston, 17 were starts, all in centerfield...was hitting .222 when he was designated for assignment on May 23 and was eventually sent outright to Pawtucket where he finished the season...had an eight game hitting streak upon his return (15 for 31, .484) and batted a combined .337 in June and July...average was at the .317 mark on August 2 when he went 13 for 61 (.213) the rest of the way to finish the year at .296...walked 50 times in 82 games for an on-base percentage of .397...led Pawtucket with eight triples.

CAREER: **1985**—spent his first pro season at Johnson City in the Appalachian League...led the circuit with 60 runs, 46 stolen bases and 12 outfield assists...earned a spot on the All-Star team. **1986**—split his season between St. Petersburg and Louisville...batted .343 with 56 steals in 74 games at St. Pete...was named to the Florida State League All-Star team...promoted to Louisville on June 30 and stole 24 bases in 63 games. **1987**—spent the entire season at Double-A Arkansas...led the Texas League with 68 stolen bases. **1988**—his first full season at Triple-A Louisville...finished fourth in the American Association with 40 steals, the second best total in the Cardinals farm system...led the league with 19 outfield assists. **1989**—began the season at St. Petersburg but appeared in just eight games before he was sent to Louisville on April 19...had a 14-game hitting streak, July 2-16...hit two home runs on August 31 vs. Buffalo...led the American Association with 47 stolen bases and ranked second with 71 walks...topped all league outfielders with 320 putouts and 342 total chances and also added 14 assists. **1990**—traded to San Diego at the start of spring training and opened the season with the Padres Triple-A affiliate in Las Vegas...was batting .290 with 32 steals when he was traded to the Cleveland organization on July 11...added six more steals at Colorado Springs to finish third in the PCL with 38 steals...was brought up to Cleveland on July 26 and made his major league debut the next day in the first game of a doubleheader vs. New York...singled off Jeff Robinson for his first major league hit in the second game of that doubleheader...hit safely in 20 of 22 games, batting .352 with 20 steals from July 29-August 21...set a Cleveland record with five steals on August 1 vs. Kansas City...had four hits on September 12 vs. Chicago...ranked fourth in the American League and set a Cleveland rookie record with 40 steals. **1991**—was with Cleveland most of the season and hit .295 with 27 steals in 122 games...dislocated his right shoulder in spring training...hit .309 in the first 15 games before he was disabled with a strained lateral abdominal muscle on May 11 (retroactive to May 4)...activated from the DL May 26 after an eight game rehab assignment with Colorado Springs...had four hits on September 4 at Minnesota...led the Indians in walks (58), steals (27) and on-base percentage (.386)...batted .387 vs. left handed pitching. **1992**—opened the year with Cleveland and played 41 games before he was traded to Pittsburgh on July 4...combined to play 105 games with Cleveland and Pittsburgh and hit .255 with 16 steals...had four hits and matched his career high with five steals vs. California on May 3...had a pair of four-hit games with Pittsburgh on September 3 vs. San Francisco and September 9 vs. Chicago...had 14 infield hits with the Pirates, including six bunt singles. **1993**—selected by Colorado in the expansion draft and hit .256 with 30 steals in 126 games...bated .309 with 18 runs scored in April...had a career high four RBI on June 19 vs. San Diego...batted .315 with runners in scoring position...made 85 starts in centerfield and also batted .214 in 28 appearances as a pinch hitter. **1994**—made the Twins as a non-roster invite...hit his first major league home run off Juan Guzman in his 1317th career at bat, April 24 at Toronto...had a career high 14-game hitting streak, April 23-May 8 (21 for 55, .382)...tied his career high with four hits on June 4 at Detroit...hit the game winning two-run homer in the 10th inning off Kirk McCaskill on June 10 vs. Chicago...reached base in 68 of 82 starts and 78 of 99 games in which he had an at bat...was sixth in the AL with 29 steals and was ninth hardest to double up (3 GDP in 345 at bats)...led the club in bunt hits (9), walks (44) and triples (5), tied for the lead in sac bunts (6) and was second in steals (29)...hit four of his five career home runs in 1994 and also scored a career high 68 runs. **1995**—played only 28 games in a season interrupted by a broken leg...hit .342 with a home run, 14 RBI and a .409 on-base

COLE, cont.

percentage...broke his right fibula and dislocated his right ankle trying to stop short on a blooper to centerfield on May 30 at Milwaukee...activated from the DL on September 19 and went 0 for 4 in three games...started the year 2 for 12 but then hit .373 (25 for 67) over his last 23 games...hit .483 with nine RBI during a season-high nine-game hitting streak, May 10-26...missed four games during that streak with a strained right hamstring...hit his only home run and collected a season-high three RBI on May 24 at Detroit...batted .476 (10 for 21) with runners in scoring position...made 17 starts in center, one at DH and was 3 for 9 (.333) as a pinch hitter.

PERSONAL/MISCELLANEOUS: Graduated from George Wythe HS in Richmond, Virginia in 1983...played baseball and football...attended Manatee CC in Bradenton, Florida and set the school career stole base record with 56...was a two-time all-conference selection...resides in Clearwater, Florida with his wife Trinette, and children, Alexander III and Alexis.

LIFETIME PLAYING RECORD

Year	Club	AVG.	G	AB	R	H	2B	3B	HR	RBI	BB	SO	SB	CS
1985	Johnson City	.263	66	232	60	61	5	1	1	13	30	27	46	8
1986	St. Petersburg	.343	74	286	76	98	9	1	0	26	54	37	56	22
	Louisville	.250	63	200	25	50	2	4	1	16	17	30	24	13
1987	Arkansas	.256	125	477	68	122	12	4	2	27	44	55	68	29
1988	Louisville	.232	120	392	44	91	7	8	0	24	42	59	40	15
1989	St. Petersburg	.188	8	32	2	6	0	0	0	1	3	7	4	1
	Louisville	.281	127	455	75	128	5	5	2	29	71	76	47	19
1990	Las Vegas	.290	90	341	58	99	7	4	0	29	47	62	32	15
	Colorado Springs	.429	14	49	13	21	2	0	0	3	8	7	6	4
	CLEVELAND	.300	63	227	43	68	5	4	0	13	28	38	40	9
1991	CLEVELAND	.295	122	387	58	114	17	3	0	21	58	47	27	17
	Colorado Springs	.188	8	32	6	6	0	1	0	3	4	3	1	3
1992	CLEVELAND	.206	41	97	11	20	1	0	0	5	10	21	9	2
	PITTSBURGH	.278	64	205	33	57	3	7	0	10	18	46	7	4
1993	COLORADO	.256	126	348	50	89	9	4	0	24	43	58	30	13
1994	MINNESOTA	.296	105	345	68	102	15	5	4	23	44	60	29	8
1995	MINNESOTA	.342	28	79	10	27	3	2	1	14	8	15	1	3
1996	Pawtucket	.296	82	304	57	90	14	8	4	39	50	47	11	7
	BOSTON	.222	24	72	13	16	5	1	0	7	8	11	5	3
A.L. Totals		.287	383	1207	203	347	46	15	5	83	156	192	111	42
N.L. Totals		.264	190	553	83	148	12	11	0	34	61	104	37	17
M.L. Totals		.280	573	1760	286	493	58	26	5	117	217	296	148	59

CAREER TRANSACTIONS: 1984 — Selected by the Pittsburgh Pirates organization in the 11th round of the free agent draft, January 17. 1985 — Selected by the St. Louis Cardinals organization in the 2nd round of the free agent draft, January 9. 1990 — Traded with pitcher Steve Peters to the San Diego Padres for pitcher Omar Oliveras, February 27. Traded to the Cleveland Indians organization for catcher Tom Lampkin, July 11. 1991 — On disabled list, May 4 to 26; included rehabilitation disability assignment to Colorado Springs, May 17 to 26. 1992 — Traded to the Pittsburgh Pirates for outfielder Tony Mitchell and pitcher John Carter, July 4. Selected by the Colorado Rockies in the expansion draft (17th pick overall), November 17. 1993 — Granted free agency, October 21. 1994 — Signed by the Minnesota Twins organization, February 16. 1995 — On disabled list, May 31 to September 19. Granted free agency, October 10. 1996 — Signed by the Boston Red Sox organization, January 22. Granted free agency, October 15; signed by the Oakland Athletics organization, November 21.

LEAGUE CHAMPIONSHIP SERIES RECORD

Year	Club/Opp.	AVG.	G	AB	R	H	2B	3B	HR	RBI	BB	SO	SB	CS
1992	PIT vs. ATL	.200	4	10	2	2	0	0	0	1	3	2	0	0

DID YOU KNOW...

That five of the 39 players on the A's 40-man roster were first round selections in the June free agent draft. They are Brent Gates (26th pick, Oakland A's, 1991), Steve Karsay (22nd pick, Toronto Blue Jays, 1990), Mark McGwire (10th pick, Oakland A's, 1984), Ariel Prieto (5th pick, Oakland A's, 1995) and Bret Wagner (19th pick, St. Louis Cardinals, 1994).

BATTING BREAKDOWN

1996					CAREER					
AVG.	AB	H	HR	RBI	vs. TEAM	AVG.	AB	H	HR	RBI
.500	4	2	0	1	ANAHEIM	.385	39	15	0	3
—	0	0	0	0	BALTIMORE	.234	107	25	0	3
—	0	0	0	0	BOSTON	.242	95	23	0	5
—	0	0	0	0	CHICAGO	.257	70	18	1	9
—	0	0	0	0	CLEVELAND	.245	53	13	0	2
—	0	0	0	0	COLORADO	—	0	0	0	0
.429	7	3	0	1	DETROIT	.407	108	44	2	14
.133	15	2	0	0	KANSAS CITY	.294	143	42	0	8
—	0	0	0	0	LOS ANGELES	.321	56	18	0	2
.286	7	2	0	0	MILWAUKEE	.306	108	33	1	8
.750	4	3	0	0	MINNESOTA	.365	63	23	0	3
—	0	0	0	0	NEW YORK	.250	96	24	0	3
—	0	0	0	0	SAN DIEGO	.279	43	12	0	6
—	0	0	0	0	SAN FRANCISCO	.302	43	13	0	5
.143	7	1	0	2	SEATTLE	.326	43	14	0	6
.000	8	0	0	1	TEXAS	.237	114	27	0	6
.176	17	3	0	2	TORONTO	.275	120	33	1	7
.222	72	16	0	7	BEFORE ASB	.281	907	255	4	75
—	0	0	0	0	AFTER ASB	.279	853	238	1	42
.196	56	11	0	7	HOME	.286	884	253	2	81
.313	16	5	0	0	AWAY	.274	876	240	3	36
.300	20	6	0	0	vs. LEFT	.253	257	65	0	18
.192	52	10	0	7	vs. RIGHT	.285	1503	428	5	99
.250	28	7	0	0	DAY	.289	526	152	1	26
.205	44	9	0	7	NIGHT	.276	1234	341	4	91
.167	30	5	0	2	APRIL	.278	277	77	1	17
.262	42	11	0	5	MAY	.272	323	88	1	30
—	0	0	0	0	JUNE	.309	220	68	2	23
—	0	0	0	0	JULY	.258	271	70	1	16
—	0	0	0	0	AUGUST	.306	327	100	1	14
—	0	0	0	0	SEPT/OCT	.263	342	90	0	17

MAJOR LEAGUE FIELDING STATS

OUTFIELD

YEAR	PCT.	G	PO	A	E	TC	DP
1990	.961	59	145	3	6	154	1
1991	.970	107	256	6	8	270	1
1992	.984	77	118	6	2	126	1
1993	.982	93	219	5	4	228	1
1994	.969	100	245	4	8	257	0
1995	.938	23	44	1	3	48	0
1996	.974	24	37	1	1	39	1
Totals	.971	483	1064	26	32	1122	5

COLE'S BEST SEASON

AVG: .300 (1990)
 H: 114 (1991)
 HR: 4 (1994)
 RBI: 24 (1993)
 SB: 40 (1990)
 HIT STREAK: 14, 4/23-5/8, 1994
 CAREER GRAND SLAMS: 0

GAME

H: 4 (six times), last time: 6/4/94 at Detroit
 HR: 1 (five times), last time: 5/24/95 at Detroit
 RBI: 4, 6/19/93 vs. San Diego

64

JOSUE ESPADA

IF



Josue Espada

1997 Opening Day Age: 21

Born: Santurce, Puerto Rico, August 30, 1975

Bats: Right **Throws:** Right

Height: 5-10 **Weight:** 175

Major League Service: None

Obtained: Oakland's 2nd round selection in the June, 1996 free-agent draft.

Contract Status: First year of a one-year contract through 1997.

1996 HIGHLIGHTS—Made his professional debut with Southern Oregon of the Rookie Northwest League but finished the year with the Midwest League Champion West Michigan Whitecaps...went 0 for 5 in his first two games at Southern Oregon before straining his left hamstring...missed three weeks

ESPADA, cont.

before returning on July 21 and was batting .222 with a home run and five RBI in 15 games when he was promoted to West Michigan on August 6...hit .270 in 23 games at shortstop for the Whitecaps, including a season best four-hit performance on August 13 at South Bend...hit .313, drew six walks, drove in five runs and stole a pair of bases in nine playoff games...during the regular season, combined to hit .250 with a home run and nine RBI in 38 games.

PERSONAL/MISCELLANEOUS: Attended the University of Mobile in Mobile, Alabama...batted .446 his junior year...resides in Carolina, Puerto Rico in the off-season...signed by A's scout John Poloni.

LIFETIME PLAYING RECORD

Year	Club	AVG.	G	AB	R	H	2B	3B	HR	RBI	BB	SO	SB	CS
1996	Southern Oregon	.222	15	54	7	12	1	0	1	5	5	10	0	0
	West Michigan	.270	23	74	9	20	2	0	0	4	13	11	3	1

CAREER TRANSACTIONS: 1996 — Selected by the Oakland Athletics organization in the 2nd round of the free-agent draft, June 4.

49

WEBSTER GARRISON

IF



Webster Leotis Garrison

1997 Opening Day Age: 31

Born: Marrero, Louisiana, August 24, 1965

Bats: Right Throws: Right

Height: 5-11 Weight: 193

Major League Service: 23 days

Obtained: Signed as a free agent to a minor league contract, March 10, 1996.

Contract Status: First year of a one-year contract through 1997.

1996 HIGHLIGHTS— After 1500 games and 13 seasons in the minor leagues with the Toronto, Oakland and Colorado organizations, Webster made his major league debut with the A's in 1996...was brought up to Oakland on August 1 and appeared in five games...made two starts, both at second base...was hitless in nine at bats when he was sent back to Edmonton on August 8...signed as a free agent on March 10 as was assigned to Huntsville to start the season...homered in three consecutive games against Orlando, April 27-29...hit .281 with 7 HR and 31 RBI in 47 games for the Stars, playing mostly second base...moved up to Edmonton on May 28 and played all four infield positions, three games in the outfield, and pitched once...was 4 for 4 with a pair of home runs at Albuquerque on May 31...batted .303 with 10 HR and 49 RBI in 80 games...average improved to .359 with runners in scoring position...hit .344 in the playoffs for the PCL Champion Trappers with six RBI in eight games.

CAREER: 1984—spent his first professional season at Florence of the South Atlantic League...hit .239 as the regular shortstop...led his team in runs scored (80). 1985—moved up to Kinross of the Carolina League in 1985, but his average dropped to .203...saw most of his action at shortstop...hit his first professional home run. 1986—began the season at Single-A Florence, but finished the year with five games at Double-A Knoxville...played primarily second base and hit .240 with Florence...was second on the club with 56 walks...moved up to Knoxville on August 11 and was 0 for 6. 1987—began his

DID YOU KNOW...

On June 8, 1994 against Milwaukee, Ruben Sierra became the first Oakland Athletic to homer from both sides of the plate in the same game. The only other Athletic to homer both left handed and right handed in the same contest was Wally Schang of the Philadelphia A's on September 8, 1916.

best season to date, hitting .283 with 44 RBI...led the team in runs scored (70) and was second in hits (135) and triples (4). **1988**—his first full season at the Double-A Level, and he hit .255 at Knoxville...led his team in runs (61), hits (136), triples (5) and steals (42)...his stolen base total was a career high and ranked fourth best in the Southern League. **1989**—split his season between Knoxville, Syracuse and the disabled list...opened the year at Double-A and was batting .271 with 4 HR and 14 RBI in 54 games when he was promoted to Triple-A Syracuse on May 30...left Knoxville with 18 steals which was second best on the club for the season...hit .285 at Syracuse despite a stint on the disabled list from July 26 to August 19...combined at both levels for a .277 batting average in 104 games. **1990**—spent an injury plagued season at Triple-A Syracuse...hit .198 in just 37 games as he had four separate stints on the disabled list. **1991**—signed with the A's as a free agent on April 4 and spent most of the season at Triple-A Tacoma...was batting .215 in 75 games when he was transferred to Double-A Huntsville on August 3...batted .264 in 31 games with the Stars...hit a combined .231 with 4 HR and 38 RBI in 106 games. **1992**—re-signed with the A's organization as a free agent and opened the season on the Tacoma disabled list...was batting .241 in 33 games when he was transferred to Huntsville on May 28...hit eight home runs and drove in 61 runs in 91 games at Huntsville...had just 12 home runs in eight professional seasons entering the year but combined for 10 home runs and 78 RBI at both levels. **1993**—again re-signed with the A's as a free agent and spent the entire season at Tacoma...batted a career high .303 which was fifth best in the A's organization...led the Pacific Coast League in games (138) and was second in at bats (544) and hits (165)...topped all league second basemen with a .972 fielding percentage. **1994**—signed with the Colorado Rockies organization as a free agent and was assigned to Colorado Springs of the Pacific Coast League...batted .302 and led the SkySox in hits (155) and runs scored (94). **1995**—spent his second consecutive season playing second base for the Pacific Coast League champion Colorado Springs SkySox...batted .293 with 12 HR and 77 RBI in 126 games...led the team with 32 doubles.

PERSONAL/MISCELLANEOUS: Graduated from Ehret HS in Marrero LA in 1993...originally drafted by Toronto in the second round of the June, 1993 free agent draft...resides in New Orleans, LA during the off season.

LIFETIME PLAYING RECORD

Year	Club	AVG.	G	AB	R	H	2B	3B	HR	RBI	BB	SO	SB	CS
1984	Florence	.239	129	502	80	120	14	0	0	33	57	44	16	7
1985	Kinston	.203	129	449	40	91	14	1	1	30	42	76	22	5
1986	Florence	.240	105	354	47	85	10	0	3	40	56	53	4	7
	Knoxville	.000	5	6	0	0	0	0	0	0	0	2	1	0
1987	Dunedin	.283	128	447	70	135	14	4	0	44	57	53	27	9
1988	Knoxville	.255	138	534	61	136	24	5	0	40	53	74	42	15
1989	Knoxville	.271	54	203	38	55	6	2	4	14	33	38	18	6
	Syracuse	.285	50	151	18	43	7	1	0	9	18	25	3	2
1990	Syracuse	.198	37	101	12	20	5	1	0	10	14	20	0	3
1991	Huntsville	.264	31	110	18	29	9	0	2	10	16	21	5	3
	Tacoma	.215	75	237	28	51	11	2	2	28	26	34	4	0
1992	Huntsville	.276	91	348	50	96	25	4	8	61	30	59	8	6
	Tacoma	.241	33	116	15	28	5	1	2	17	2	12	1	1
1993	Tacoma	.303	138	544	91	165	29	5	7	73	58	64	17	9
1994	Colorado Springs	.302	128	514	94	155	32	5	13	68	46	65	18	5
1995	Colorado Springs	.293	126	460	83	135	32	6	12	77	46	74	12	4
1996	Huntsville	.281	47	178	28	50	12	2	7	31	22	33	1	1
	Edmonton	.303	80	294	56	89	18	0	10	49	41	47	2	1
	OAKLAND	.000	5	9	0	0	0	0	0	0	1	0	0	0
M.L. Totals		.000	5	9	0	0	0	0	0	0	1	0	0	0

CAREER TRANSACTIONS: **1983**—Selected by the Toronto Blue Jays organization in the 2nd round of the free agent draft, June 6. **1990**—Granted free agency, October 15. **1991**—Signed by the Oakland A's organization, April 4. Granted free agency, October 15. **1992**—Re-signed by the Oakland A's organization, January 23. Granted free agency, October 16. **1993**—Re-signed by the Oakland A's organization, January 4. Granted free agency, October 15; Signed by the Colorado Rockies organization, December 7. **1994**—Granted free agency, October 17; re-signed by the Colorado Rockies organization, October 31. **1995**—Granted free agency, October 16. **1996**—Signed by the Oakland A's organization, March 10.

BATTING BREAKDOWN

1996 AVG.	AB	H	HR	RBI	CAREER vs. TEAM	AVG.	AB	H	HR	RBI
—	0	0	0	0	ANAHEIM	—	0	0	0	0
—	0	0	0	0	BALTIMORE	—	0	0	0	0
—	0	0	0	0	BOSTON	—	0	0	0	0
—	0	0	0	0	CHICAGO	—	0	0	0	0
—	0	0	0	0	CLEVELAND	—	0	0	0	0
—	0	0	0	0	DETROIT	—	0	0	0	0
.000	2	0	0	0	KANSAS CITY	.000	2	0	0	0
.000	7	0	0	0	MILWAUKEE	.000	7	0	0	0
—	0	0	0	0	MINNESOTA	—	0	0	0	0
—	0	0	0	0	NEW YORK	—	0	0	0	0
—	0	0	0	0	SEATTLE	—	0	0	0	0
—	0	0	0	0	TEXAS	—	0	0	0	0
—	0	0	0	0	TORONTO	—	0	0	0	0
—	0	0	0	0	BEFORE ASB	—	0	0	0	0
.000	9	0	0	0	AFTER ASB	.000	9	0	0	0
.000	7	0	0	0	HOME	.000	7	0	0	0
.000	2	0	0	0	AWAY	.000	2	0	0	0
.000	5	0	0	0	vs. LEFT	.000	5	0	0	0
.000	4	0	0	0	vs. RIGHT	.000	4	0	0	0
.000	4	0	0	0	DAY	.000	4	0	0	0
.000	5	0	0	0	NIGHT	.000	5	0	0	0
—	0	0	0	0	APRIL	—	0	0	0	0
—	0	0	0	0	MAY	—	0	0	0	0
—	0	0	0	0	JUNE	—	0	0	0	0
—	0	0	0	0	JULY	—	0	0	0	0
.000	9	0	0	0	AUGUST	.000	9	0	0	0
—	0	0	0	0	SEPT/OCT	—	0	0	0	0

MAJOR LEAGUE FIELDING STATS

FIRST BASE

YEAR	PCT.	G	PO	A	E	TC	DP
1996	1.000	1	1	1	0	2	0
Totals	1.000	1	1	1	0	2	0

SECOND BASE

YEAR	PCT.	G	PO	A	E	TC	DP
1996	.875	3	3	4	1	8	1
Totals	.875	3	3	4	1	8	1

GARRISON'S BEST

SEASON

AVG: —

H: —

HR: —

RBI: —

SB: —

HIT STREAK: —

CAREER GRAND SLAMS: 0

GAME

H: —

HR: —

RBI: —

4

BEN GRIEVE

OF



Benjamin Grieve

1997 Opening Day Age: 20

Born: Arlington, Texas, May 4, 1976

Bats: Left Throws: Right

Height: 6-4 Weight: 200

Major League Service: None

Obtained: Oakland's 1st round selection (2nd pick overall) in the June, 1994 free agent draft

Contract Status: First year of a one-year contract through 1997.

1996 HIGHLIGHTS — Rated as the A's number one prospect by *Baseball America* entering the season, Ben was named to the California League All-Star Team, the *Baseball America* Class-A All-Star team and the Howe Sportsdata All-Teenager team...split his season between Modesto and Huntsville and batted a combined .302 which was third best in the A's farm system...his 83 total RBI ranked fourth...opened the year at Modesto and got off to a relatively

slow start, hitting .283 in April...had a nine-game hitting streak in early May (17 for 33, .515) and then started a season-high 13 game hitting streak on May 24 (27 for 53, .509)...homered in three consecutive games, May 27-29 vs. Rancho Cucamonga and was named Cal League Player of the Week for the week of May 26...hit .410 in May, which was the second best average in all of the minor leagues...followed that up by hitting .387 in June and was batting .356 when he was promoted to Huntsville on June 25...was 5 for 12 with 2 HR and 3 RBI in his first three games with the Stars before a 6 for 54 (.111) skid dropped his average to .167...had an 11-game hitting streak in early August (17 for 48, .354) to lift his average to the .256 mark before finishing the season at .237.

CAREER: 1994—the number two overall pick in the draft, Ben was assigned to Southern Oregon and was named to the Northwest League All-Star team...hit .329, which ranked third in the league...also ranked second in hits (83) and on-base percentage (.456), fourth in RBI (50) and fifth in total bases (117) and walks (51)...was named Northwest League Player of the Week for the week of June 19 after batting .522 (12 for 23) with 2 HR and 9 RBI..was named to the *Baseball America* Short-Season All-Star team. **1995**—opened the year at West Michigan but was moved up to Modesto on August 4...hit a combined .262 and his 76 RBI were fifth best in the A's farm system...started slowly at West Michigan as he was hitting .231 on May 16...hit his first two home runs of the season on May 21 and earned Midwest League Player of the Week honors after batting .400 with 3 HR and 13 RBI for the week of May 21...was hitting .261 with a team leading 62 RBI when he was moved up to Modesto on August 4...went 7 for his first 15 (.467) with the A's and finished with a .262 mark in 28 games...then hit .500 (5 for 10) in three post-season games with Modesto.

PERSONAL/MISCELLANEOUS: Graduated from James W. Martin HS in 1994...was a *Baseball America* High School All-American his senior season after hitting .486...signed by Tim Holt...father Tom was the number one pick of the Washington Senators in 1966, making the Grieves the first father-son combination taken in the first round...Tom spent nine seasons in the majors with Washington, Texas, the Mets and St. Louis..hit .249 with 65 HR and 254 RBI...he was also the Rangers General Manager from 1984-94...Ben resides in Arlington, Texas during the off-season.

LIFETIME PLAYING RECORD

Year	Club	AVG.	G	AB	R	H	2B	3B	HR	RBI	BB	SO	SB	CS
1994	Southern Oregon	.329	72	252	44	83	13	0	7	50	51	48	2	2
1995	West Michigan	.261	102	371	53	97	16	1	4	62	60	75	11	3
	Modesto	.262	28	107	17	28	5	0	2	14	15	22	2	0
1996	Modesto	.356	72	281	61	100	20	1	11	51	38	52	8	7
	Huntsville	.237	63	232	34	55	8	1	8	32	35	53	0	3

CAREER TRANSACTIONS: 1994—Selected by the Oakland Athletics organization in the 1st round (2nd pick overall) of the free agent draft, June 2.

A's CAREER PINCH HITTER STATISTICS

PLAYER	G	AB	R	H	2B	3B	HR	RBI	BB	SO	AVG
Batista	4	4	0	0	0	0	0	0	0	2	.000
Battle	27	23	1	3	1	0	0	0	2	6	.130
Berroa	18	17	1	2	1	0	0	1	1	7	.118
Bournigal	8	8	1	2	0	0	0	0	0	1	.250
Brosius	20	17	0	5	1	0	0	1	2	2	.294
Canseco	30	28	0	6	4	0	0	5	2	9	.214
Gates	9	7	1	2	1	0	0	2	2	2	.286
Giambi	8	7	1	1	0	0	0	1	1	3	.143
Herrera	23	19	1	4	1	1	0	1	2	5	.211
Leshar	5	3	1	0	0	0	0	0	1	2	.000
McGwire	33	24	5	7	0	0	4	6	6	7	.292
Molina	3	3	0	1	0	0	0	0	0	0	.333
Stairs	42	41	6	15	6	1	2	13	1	6	.366
Williams	15	12	2	3	0	1	0	0	2	5	.250
Young	11	9	2	2	0	0	0	0	2	4	.222

**Creighton Wade Gubanich****1997 Opening Day Age:** 25**Born:** Belleville, New Jersey, March 27, 1972**Bats:** Right **Throws:** Right**Height:** 6-3 **Weight:** 200**Major League Service:** None**Obtained:** Oakland's 6th round selection in the June, 1990 free agent draft**Contract Status:** First year of a one-year contract through 1997.

1996 HIGHLIGHTS—Split his season between Huntsville and Edmonton and batted a combined .266 with 13 HR and 62 RBI...began the season with the Stars and was 23 for his first 72 which put his average at the .319 mark on May 9...had a grand slam and seven RBI on April 6 at Memphis...earned Southern League Player of the Week honors for the week of May 3 after hitting .385 (10 for 26) with two doubles, two homers and eight RBI...was hitting .276 overall when he was promoted to Edmonton on June 29...got off to a hot start with the Trappers, hitting .364 (16 for 44) in July, but then went 1 for his first 27 in August and finished with a .248 mark with Edmonton...then hit .286 in the playoffs with four home runs and eight RBI in eight games...during the regular season, combined at both levels to appear in 47 games behind the plate, 16 at first base and five at third base...also hit .283 (28 for 99) in 29 games as the designated hitter...batted a combined .386 (17 for 44) with runners in scoring position and two outs.

CAREER: 1990—drafted by the A's in the 6th round of the June draft...signed on August 6 and did not play. **1991**—spent his first professional season at Southern Oregon of the Northwest League and hit .227 in 43 games...added four home runs and 18 RBI. **1992**—hit .248 for Madison with nine home runs and 55 RBI...led the Muskies with 19 doubles and 16 hit by pitches and tied for the team lead with three triples...hit his first career grand slam on May 18 vs. Quad City...earned Midwest League Player of the Week honors, August 16-22. **1993**—his second consecutive season at Madison and he had a career high and team leading 19 HR and 78 RBI...the home run total was third best in the A's farm system...also led the team with 63 walks, a .483 slugging percentage, a .379 on-base percentage and 12 sacrifice flies...tied for third in the Midwest League in slugging but also led league catchers with 25 passed balls...earned Player of the Week honors, August 15-21. **1994**—his third consecutive season at Single-A, but he spent this season at Modesto in the California League...batted .235 but did have 38 extra base hits including 15 home runs...snapped a 0 for 18 slump with two home runs on May 30 against Central Valley. **1995**—his first season at Double-A and he hit a career low .219 in 94 games for Huntsville...threw out 19 of 48 (39.6%) attempted base stealers...tied for third on the Stars with 13 home runs...four of those came in a four game span from June 6-9 when he was 8 for 13 with nine RBI.

PERSONAL/MISCELLANEOUS: Graduated from Phoenixville Area High School in 1990...signed by J.P. Ricciardi...resides in Phoenixville, Pennsylvania during the off season.

HIGHEST OAKLAND A's TEAM BATTING AVERAGE, MONTH

.305 August, 1995
 .287 July, 1987
 .284 June, 1996
 .283 May, 1988
 .279 July, 1996
 .279 June, 1985
 .279 September, 1984
 .279 September, 1980

LIFETIME PLAYING RECORD

Year	Club	AVG.	G	AB	R	H	2B	3B	HR	RBI	BB	SO	SB	CS
1990														
1991	Southern Oregon	.227	43	132	23	30	7	2	4	18	19	33	0	4
1992	Madison	.248	121	404	46	100	19	3	9	55	41	102	0	7
1993	Madison	.268	119	373	65	100	19	2	19	78	63	105	3	3
1994	Modesto	.235	108	375	53	88	20	3	15	55	54	102	5	4
1995	Huntsville	.219	94	274	37	60	7	1	13	43	48	82	1	0
1996	Huntsville	.276	62	217	40	60	19	0	9	43	31	71	1	0
	Edmonton	.248	34	117	14	29	7	1	4	19	6	33	3	0

CAREER TRANSACTIONS: 1990 — Selected by the Oakland Athletics organization in the 6th round of the free agent draft, June 4.

65**RAMON HERNANDEZ****C****Ramon Jose Hernandez (Marin)****1997 Opening Day Age:** 20**Born:** Caracas, Venezuela, May 20, 1976**Bats:** Right **Throws:** Right**Height:** 6-0 **Weight:** 206**Major League Service:** None**Obtained:** Signed as a non-drafted free agent, February 18, 1994.**Contract Status:** First year of a one-year contract through 1997.

1996 HIGHLIGHTS — Spent the season at West Michigan as the regular catcher and was named to the Midwest League All-Star team...led the Whitecaps with 12 home runs and 26 doubles and was second with 68 RBI...went the first 28 games of the season without a homer before connecting for his first round tripper on May 7 vs. Burlington...that was his second of five four-RBI games...hit .200 in June which dropped his average to the .238 mark but finished the season strong, hitting .293 in August with five home runs and 19 RBI...homered twice at South Bend on August 13 and added one home run the next game on August 15 vs. Lansing...then had a pair of home runs and five RBI in nine playoff games for the Midwest League Champion Whitecaps...had 34 RBI both home and on the road but hit just .228 at Old Kent Park compared to .283 on the road.

CAREER: 1994—the native of Venezuela was signed as a non-drafted free agent and spent his first season in the A's organization with the club's affiliate in the Dominican Summer League...helped lead the A's to the Central Division title...batted .246 with a pair of homers and 18 RBI in 42 games. **1995**—spent his first season in the United States playing for Scottsdale...was named Arizona League Most Valuable Player after leading the league in batting (.364), walks (39), on-base percentage (.510) and slugging percentage (.594)...also tied for the league lead in RBI (37), tied for second in triples (6), tied for third in home runs (4) and extra-base hits (19) and was fifth in total bases (85)...started the season 12 for 29 (.414) and his average never dipped below .339 after that...hit .404 in July but all four of his home runs and 21 of his 37 RBI came in August...appeared in 31 games behind the plate, 13 at first base and six at third base...led league catchers with a .982 fielding percentage while throwing out 24 of 53 (45.3%) attempted base stealers.

PERSONAL/MISCELLANEOUS: Resides in Cumana, Edo Sucre, Venezuela...signed by Ubaldo Heredia.

LIFETIME PLAYING RECORD

Year	Club	AVG.	G	AB	R	H	2B	3B	HR	RBI	BB	SO	SB	CS
1994	Dominican A's	.246	42	134	24	33	2	0	2	18	18	10	1	5
1995	Scottsdale	.364	48	143	37	52	9	6	4	37	39	16	6	2
1996	West Michigan	.255	123	447	62	114	26	2	12	68	69	62	2	3

CAREER TRANSACTIONS: 1994 — Signed as a non-drafted free agent, February 18.

**Andrew Jay Hinch****1997 Opening Day Age:** 22**Born:** Waverly Iowa, May 15, 1974**Bats:** Right **Throws:** Right**Height:** 6-1 **Weight:** 195**Major League Service:** None**Obtained:** Oakland's 3rd round selection in the June, 1996 free-agent draft.**Contract Status:** First year of a one-year contract through 1997.

1996 HIGHLIGHTS — Was on the United States Olympic Team and did not play professionally in 1996...hit .337 overall for Team USA with 3 HR and 15 RBI...that included 5 for 21 (.238) with a home run and three RBI in the Olympic Games where the U.S. team won the Bronze Medal...signed with the A's on September 22.

PERSONAL/MISCELLANEOUS: Graduated from Midwest City HS in 1992...was the Gatorade Circle of Champions National High School Baseball Player of the Year...drafted by the Chicago White Sox in the second round of the June, 1992 draft but decided to attend Stanford...was a Freshman All-American after leading the Cardinal with a .350 batting average and played for Team USA that summer...was a third team *Baseball America* All-America selection in 1994 and was also an All-Six-Pac selection...was a consensus first team All-America selection and the Pac-10 Southern Division Co-Player of the Year as a junior...led the Cardinal with a .366 batting average...selected by Minnesota in the third round of the 1995 June draft but returned to Stanford for his senior season...was the Pac-10 Southern Division Player of the Year as a senior and was also a *Baseball America* second-team All-America selection after batting .381 with 11 HR and 59 RBI for the Cardinal...majored in Psychology...signed by A's scout Will Schock...resides in Midwest City, Oklahoma during the off-season.

LIFETIME PLAYING RECORD

Year	Club	AVG.	G	AB	R	H	2B	3B	HR	RBI	BB	SO	SB	CS
1996														

(Did not play)

CAREER TRANSACTIONS: **1992** — Selected by the Chicago White Sox organization in the 2nd round of the free agent draft, June 2. **1995** — Selected by the Minnesota Twins organization in the 3rd round of the free agent draft, June 1. **1996** — Selected by the Oakland Athletics organization in the 3rd round of the free agent draft, June 4.

**Patrick Orlando Lennon****1997 Opening Day Age:** 28**Born:** Whiteville, North Carolina, April 27, 1968**Bats:** Right **Throws:** Right**Height:** 6-2 **Weight:** 230**Major League Service:** 121 days**Obtained:** Signed as a free agent to a minor league contract, June 1, 1996.**Contract Status:** First year of a one-year contract through 1997.

1996 HIGHLIGHTS — Was a non-roster invite to spring training with Kansas City and made the Royals opening day roster...hit .388 with 3 HR and 12 RBI during the spring...appeared in just 14 regular season games and batted .233 before he was released on April 28...drove in just one run, but it was the game

winner on opening day in the Royals 5-4, 12-inning win over Boston...signed by the A's organization on June 1 and was assigned to Edmonton...went 1 for 5 in his first two games before embarking on a 17-game hitting streak (26 for 65, .400)...streak was snapped in the first game of a doubleheader against Colorado Springs on June 20 but he then hit safely in his next eight games...hit safely in all but three games in June, batting .336 with 10 doubles, six homers and 21 RBI in 31 games...hit .244 in July and his average was at .301 on August 6 when he started a 13 for 26 (.500) tear to up his average to .327...included in that streak was a two-home run performance against Phoenix on August 10...finished the year at .327 but then suffered a pulled left rib cage muscle in the first game of the PCL Playoffs and missed the entire post-season...hit .407 vs. left handed pitching at Edmonton and .306 vs. right handers...split his time between the outfield and designated hitter, appearing in 37 games in the outfield and batting .282 in 30 games as the DH.

CAREER: 1986—made his professional debut for Bellingham on July 3 vs. Bend...first home run came in the first game of a doubleheader on July 20 at Everett...was a single short of the cycle on August 3 at Spokane. 1987—spent the entire season at Wausau and hit safely in 12 of his first 13 games (15 for 49, .306)...missed 13 games, July 5-17 due to a strained right elbow...finished third on the club with 25 steals...was batting .433 in the Fall Instructional League when he injured his left knee on September 16, requiring arthroscopic surgery following the season. 1988—spent the entire season at Vermont...missed six weeks of the season from April 24 to June 8 with a sprained left wrist...was 2 for 4 with a homer and three RBI in his first game back on June 8 vs. Great Falls...was second on the team in triples (3) and third in RBI (40), despite playing in just 95 games. 1989—played at Williamsport, and for the third consecutive year he had his season interrupted by injury...moved to the outfield after playing most of his career at third base...batted .262 in 66 games...missed 14 of 16 games from April 13-May 20 with a pulled hamstring...placed on the suspended list on July 15 and remained there until the end of the season. 1990—opened the season at San Bernardino and hit safely in 25 of 28 games from April 13 to May 20 (34 for 103, .330)...hit seven of his eight home runs and had 20 RBI in a 17 game span from April 13 to May 10...was promoted to Double-A Williamsport on June 8...hit .371 (13 for 35) in his first 10 games with the Bills...had a season high four hits on June 28 vs. Albany...fractured his right hand on August 8 and missed the rest of the season. 1991—played the full season at Triple-A Calgary and was called up to Seattle in September...was second in the Pacific Coast League with a .329 batting average...was Howe Sportsdata Minor League Player of the Week May 13-19 after hitting .581 with 3 HR and 13 RBI in six games...had consecutive four hit and four RBI games, May 16-17 vs. Tacoma...named Calgary Player of the Month for June, hitting .341 with 4 HR and 12 RBI in 24 games...had a season high 10 game hitting streak (14 for 38, .368), from June 17-July 2...hit for the cycle and drove in five runs on August 25 at Edmonton...hit the go-ahead home run in Game 3 of the PCL playoffs vs. Portland on September 6...recalled by Seattle on September 14 and had an RBI double off Mark Davis in his first major league at bat on September 15 at Kansas City. 1992—was on the Mariners opening day roster but appeared in just one game before he was sent to Triple-A Calgary...batted .354 in his first 13 games with Calgary before suffering a season-ending injury to a tendon in his left wrist, an aggravation of an old injury. 1993—signed with the Colorado organization during the off-season but was released on April 2...signed by Cleveland on July 19 and was assigned to Double-A Canton-Akron...hit .257 with with four home runs and 23 RBI in 45 games. 1994—spent the entire regular season at Double-A New Britain in the Boston organization...finished second in the Eastern League and in the Red Sox organization with a .326 batting average...also ranked second in the Eastern League in slugging (.538), third in on-base percentage (.400) and extra base hits (52) and fourth in total bases (231)...hit .385 in April and .391 in August...batted .389 against left handed pitching had a pair of 12 game hitting streaks, April 22 to May 3 and August 21-30...batting average never dropped below its .296 mark on April 19...was 22 for 36 (.611) with 12 RBI over a 10-game stretch from July 25 to August 15...homered twice on July 29 at Portland...was a single short of the cycle on August 12 at Canton-Akron...promoted to Pawtucket for the International League playoffs vs. Syracuse and was 0 for 3 as a pinch hitter. 1995—was with the Red Sox during

LENNON, cont.

spring training but opened the year at Triple-A Pawtucket...was batting .273 in 40 games when he was sent to Double-A Trenton on June 16...hit .398 in 27 games with the Thunder prior to his release on July 20...signed two days later with the Minnesota organization and was assigned to Triple-A Salt Lake...hit .400 in 34 games with 6 HR and 29 RBI...combined at all three cities, he batted .352 which was the fourth best average in all of minor league baseball...tallied 10 HR and drove in 57 runs.

PERSONAL/MISCELLANEOUS: Graduated from Whiteville (NC) HS in 1986...was selected Best High School Athlete in North Carolina during his senior year...drafted by the Mariners in the first round after graduating from high school...resides in Pittsfield, Massachusetts during the off season.

LIFETIME PLAYING RECORD

Year	Club	AVG.	G	AB	R	H	2B	3B	HR	RBI	BB	SO	SB	CS
1986	Bellingham	.243	51	169	35	41	5	2	3	27	36	50	8	6
1987	Wausau	.251	98	319	54	80	21	3	7	34	46	82	25	8
1988	Vermont	.259	95	321	44	83	9	3	9	40	21	87	15	6
1989	Williamsport	.262	66	248	32	65	14	2	3	31	23	53	7	4
1990	San Bernardino	.288	44	163	29	47	6	2	8	30	15	51	6	0
	Williamsport	.293	49	167	24	49	6	4	5	22	10	37	10	4
1991	Calgary	.329	112	416	75	137	29	5	15	74	46	68	12	5
	SEATTLE	.125	9	8	2	1	1	0	0	1	3	1	0	0
1992	SEATTLE	.000	1	2	0	0	0	0	0	0	0	0	0	0
	Calgary	.354	13	48	8	17	3	0	1	9	6	10	4	1
1993	Canton-Akron	.257	45	152	24	39	7	1	4	23	30	45	4	2
1994	New Britain	.326	114	429	80	140	30	5	17	67	48	96	13	9
1995	Pawtucket	.273	40	128	20	35	6	2	3	20	16	42	6	4
	Trenton	.398	27	98	19	39	7	0	1	8	14	22	7	2
	Salt Lake	.400	34	115	26	46	15	0	6	29	12	29	2	1
1996	KANSAS CITY	.233	14	30	5	7	3	0	0	1	7	10	0	0
	Edmonton	.327	68	251	37	82	16	2	12	42	28	82	3	3
M.L.	Totals	.200	24	40	7	8	4	0	0	2	10	11	0	0

CAREER TRANSACTIONS: 1986 — Selected by the Seattle Mariners organization in the 1st round (eighth pick overall) of the free agent draft, June 2. 1992 — Granted free agency, October 16; signed by the Colorado Rockies organization, October 27. 1993 — Released, April 2; signed by the Cleveland Indians organization, July 19. Granted free agency, October 15. 1994 — Signed by the Boston Red Sox organization, March 7. 1995 — Released, July 20; signed by the Minnesota Twins organization, July 22. Granted free agency, October 16. 1996 — Signed by the Kansas City Royals organization, February 23. Released, April 29; signed by the Oakland A's organization, June 1.

BATTING BREAKDOWN

1996	AVG.	AB	H	HR	RBI	CAREER vs. TEAM	AVG.	AB	H	HR	RBI
	.333	9	3	0	0	BALTIMORE	.333	9	3	0	0
	.167	6	1	0	1	BOSTON	.167	6	1	0	1
	—	0	0	0	0	CHICAGO	.000	5	0	0	0
	—	0	0	0	0	KANSAS CITY	1.000	1	1	0	1
	.250	8	2	0	0	MILWAUKEE	.250	8	2	0	0
	.143	7	1	0	0	NEW YORK	.143	7	1	0	0
	—	0	0	0	0	TEXAS	.000	4	0	0	0
	.233	30	7	0	1	BEFORE ASB	.219	32	7	0	1
	—	0	0	0	0	AFTER ASB	.125	8	1	0	1
	.238	21	5	0	1	HOME	.185	27	5	0	1
	.222	9	2	0	0	AWAY	.231	13	3	0	1
	.160	25	4	0	0	vs. LEFT	.152	33	5	0	1
	.600	5	3	0	1	vs. RIGHT	.429	7	3	0	1
	.308	13	4	0	0	DAY	.313	16	5	0	1
	.176	17	3	0	1	NIGHT	.125	24	3	0	1
	.233	30	7	0	1	APRIL	.219	32	7	0	1
	—	0	0	0	0	MAY	—	0	0	0	0
	—	0	0	0	0	JUNE	—	0	0	0	0
	—	0	0	0	0	JULY	—	0	0	0	0
	—	0	0	0	0	AUGUST	—	0	0	0	0
	—	0	0	0	0	SEPT/OCT	.125	8	1	0	1

MAJOR LEAGUE FIELDING STATS

FIRST BASE

YEAR	PCT.	G	PO	A	E	TC	DP
1992	1.000	1	5	0	0	5	1
Totals	1.000	1	5	0	0	5	1

OUTFIELD

YEAR	PCT.	G	PO	A	E	TC	DP
1991	1.000	1	2	0	0	2	0
1996	.947	11	18	0	1	19	0
Totals	.952	12	20	0	1	21	0

LENNON'S BEST

SEASON

AVG: .233 (1996)

H: 7 (1996)

HR: —

RBI: 1 (1991 & 1996)

SB: —

HIT STREAK: 3, 4/20-23, 1996

CAREER GRAND SLAMS: 0

GAME

H: 2, 4/3/96 at Baltimore

HR: —

RBI: 1 (twice), last time: 4/5/96 vs. Boston

36

RICHIE LEWIS

RHP



Richie Todd Lewis

1997 Opening Day Age: 31

Born: Muncie, Indiana, January 25, 1966

Bats: Right Throws: Right

Height: 5-10 Weight: 175

Major League Service: 3 years, 90 days

Obtained: Signed as a free agent to a minor league contract, January 6, 1997

Contract Status: First year of a one-year contract through 1997.

1996 HIGHLIGHTS—With the exception of a two-game rehab appearance at Toledo, Richie spent the entire 1996 season with Detroit...tied for seventh in the American League with a career high 72 appearances...was second on the Tigers pitching staff with a 4.18 ERA...recorded his first major league save on April 16 at Toronto and followed with another on June 8 vs. New York...held opponents to a .184 (23 for 125) average with runners in scoring position...retired 62.5% of his first batters faced (45 of 72)...allowed just 19 of his final 72 (26.4%) inherited runners to score...was second in the league with 14 wild pitches, but had just two over his final 30 outings...posted his first win since May 7, 1994 when he pitched two innings of scoreless relief on April 14 in the Tigers 5-4 win over California...on August 2 vs. Seattle, he became the first Tigers pitcher to bat in a game since Bill Gullickson in 1991 (grounded out)...was on the disabled list from June 23 to July 11 with a right hamstring strain.

CAREER: 1987—drafted in the second round by Montreal but did not sign until July 20...appeared in just two games at Triple-A Indianapolis and allowed four runs in 3.2 innings. **1988**—pitched at Double-A Jacksonville and made 12 appearances, all starts...allowed just 37 hits in 61.1 innings (5.4 per nine innings)...was on the disabled list from June 2 to August 12 and August 22 through the end of the season. **1989**—his second consecutive season at Jacksonville and he made 17 appearances, all starts...struckout 105 in 94.1 innings for an average of 10.0 per nine innings...fanned a season high 13 in 8.0 innings vs. Chattanooga on April 23...went on the D.L. July 28 and finished the season there for the second consecutive season. **1990**—moved to the bullpen and opened the year at West Palm Beach...picked up his first two professional saves in 10 relief appearances...on May 9 he was moved back to Jacksonville where he finished the season...was on the DL for a week at the start of June, returned for three days and went back on the DL June 11 where he remained for the rest of the season...appeared in 11 games, all in relief, and saved five while compiling a 1.26 ERA. **1991**—pitched for three different teams in two different organizations...made 27 of his first 28 appearances in relief, racking up five saves in the process...of his last 12 appearances, 11 came as a starter...opened the year at Harrisburg where he had a season high nine strikeouts on July 18 vs. London...was 6-5 with a 3.74 ERA and five saves when he was promoted to Indianapolis on July 24...made five appearances, four starts, before he was traded to the Baltimore Orioles organization on August 24...made two starts at Triple-A Rochester and was 1-0 with a 2.81

LEWIS, cont.

ERA. 1992—earned his first promotion to the majors on July 15 but did not pitch before he was sent back to Rochester on July 20...recalled again on July 31 and made his major league debut that night with a start at Boston...picked up the win in a rain-shortened 4-3 Orioles win, allowing three earned runs in 4.1 innings...sent back to Rochester following the game but was brought back again on August 22 and lost to Oakland...sent back to Rochester where he finished the season...ranked second in the International League with 154 strikeouts, third with six complete games and ninth with a 3.28 ERA. **1993**—selected by Florida in the Expansion Draft and spent the full season in the majors with the Marlins...led Florida relievers with six wins and 77.1 innings pitched...had four consecutive wins over a seven game span from May 12-June 7 (10.0 ip, 2 er)...did not allow a run over a 10-game span (10.1 ip) from August 7 to September 3...picked up his first M.L. hit off Doug Jones, a game-winning, two-out RBI single to left field in the 13th inning vs. Houston on August 26...retired 38 of 57 first hitters faced...allowed 18 of 49 inherited runners to score. **1994**—his second consecutive full season with Florida and he appeared in a team high 45 games, all in relief...was 1-4 with a 5.67 ERA...allowed only two earned runs in his first 17 appearances (15.0 ip) while striking out 14...picked up his lone win on May 7 vs. Philadelphia. **1995**—opened the season on the disabled list at Triple-A Charlotte but was moved up to Florida on May 2 for his first of four stints with the Marlins...surrendered only one run in his first 9.2 innings...optioned back to Charlotte on June 6 after posting a 0-1 record and a 4.58 ERA...made two more appearances in his second stint from July 23 to August 1...brought up for a third time on August 9, started against Colorado the next day, and was sent back to Charlotte on August 14...was 5-2 with a 3.20 ERA in 17 games, eight starts at Triple-A and was brought back to the majors when rosters expanded in September...posted a 1.93 ERA in six relief appearances to close out the season.

PERSONAL/MISCELLANEOUS: Graduated from South Side HS and attended Florida State University...earned All-America honors his sophomore and junior seasons (1986 and 1987)...was 14-2 with 202 strikeouts in 128 innings as a sophomore...led the nation in strikeouts (196) and tied for the team lead in wins (15) in 1987...he and his wife Andrea reside in Ft. Lauderdale, Florida with their daughter McKenzie.

LIFETIME PITCHING RECORD

Year	Club	W	L	ERA	G	GS	CG	SHO	SV	IP	H	R	ER	BB	SO
1987	Indianapolis	0	0	9.82	2	0	0	0	0	3.2	6	4	4	2	3
1988	Jacksonville	5	3	3.38	12	12	1	0	0	61.1	37	32	23	56	60
1989	Jacksonville	5	4	2.58	17	17	0	0	0	94.1	80	37	27	55	105
1990	West Palm Beach	0	1	3.00	10	0	0	0	2	15.0	12	8	5	11	14
	Jacksonville	0	0	1.26	11	0	0	0	5	14.1	7	2	2	5	14
1991	Harrisburg	6	5	3.74	34	6	0	0	5	74.2	67	33	31	40	82
	Indianapolis	1	0	3.58	5	4	0	0	0	27.2	35	12	11	20	22
	Rochester	1	0	2.81	2	2	0	0	0	16.0	13	5	5	7	18
1992	Rochester	10	9	3.28	24	23	6	1	0	159.1	136	63	58	61	154
	BALTIMORE	1	1	10.80	2	2	0	0	0	6.2	13	8	8	7	4
1993	FLORIDA	6	3	3.26	57	0	0	0	0	77.1	68	37	28	43	65
1994	FLORIDA	1	4	5.67	45	0	0	0	0	54.0	62	44	34	38	45
1995	Charlotte	5	2	3.20	17	8	1	0	0	59.0	50	22	21	20	45
	FLORIDA	0	1	3.75	21	1	0	0	0	36.0	30	15	15	15	32
1996	Toledo	0	0	2.25	2	0	0	0	0	4.0	1	1	1	1	4
	DETROIT	4	6	4.18	72	0	0	0	2	90.1	78	45	42	65	78
A.L. Totals		5	7	4.64	74	2	0	0	2	97.0	91	53	50	72	82
N.L. Totals		7	8	4.14	123	1	0	0	0	167.1	160	96	77	96	142
M.L. Totals		12	15	4.32	197	3	0	0	2	264.1	251	149	127	168	224

CAREER TRANSACTIONS: **1987** — Selected by the Montreal Expos organization in the second round of the free agent draft, June 2. **1991** — Traded to the Baltimore Orioles organization for pitcher Chris Myers, August 24. **1992** — Selected by the Florida Marlins in the expansion draft, November 17. **1995** — Granted free agency, October 16. **1996** — Signed by the San Diego Padres organization, January 18. Traded to the Detroit Tigers organization with catcher Raul Casanova and outfielder Melvin Nieves in exchange for pitchers Sean Bergman, Todd Steverson and Cade Gaspar, March 22. On disabled list, June 21 to July 11; included rehabilitation disability assignment to Toledo, July 6 to 11. Released, November 20. **1997** — Signed by the Oakland Athletics organization, January 6.

PITCHING BREAKDOWN

1996					CAREER											
ERA	W	LSV	G	IP	H	ER	vs. TEAM	ERA	W	L	SV	G	IP	H	ER	
7.11	1	1	0	6	6.1	8	5	ANAHEIM	7.11	1	1	0	6	6.1	8	5
13.50	0	1	0	6	2.2	5	4	BALTIMORE	13.50	0	1	0	6	2.2	5	4
2.84	0	0	0	6	6.1	2	2	BOSTON	4.22	1	0	0	7	10.2	7	5
2.08	1	1	0	7	13.0	8	3	CHICAGO	2.08	1	1	0	7	13.0	8	3
12.91	0	2	0	6	7.2	12	11	CLEVELAND	12.91	0	2	0	6	7.2	12	11
—	0	0	0	0	0.0	0	0	COLORADO	1.80	0	0	0	7	15.0	11	3
—	0	0	0	0	0.0	0	0	DETROIT	—	0	0	0	0	0.0	0	0
1.50	0	0	0	5	6.0	5	1	KANSAS CITY	1.50	0	0	0	5	6.0	5	1
—	0	0	0	0	0.0	0	0	LOS ANGELES	4.50	1	0	0	9	12.0	11	6
3.86	0	0	0	4	2.1	4	1	MILWAUKEE	3.86	0	0	0	4	2.1	4	1
5.40	0	0	0	5	6.2	6	4	MINNESOTA	5.40	0	0	0	5	6.2	6	4
5.40	2	1	1	5	8.1	5	5	NEW YORK	5.40	2	1	1	5	8.1	5	5
—	0	0	0	0	0.0	0	0	SAN DIEGO	0.00	0	0	0	3	2.1	3	0
—	0	0	0	0	0.0	0	0	SAN FRANCISCO	1.54	0	1	0	12	11.1	11	2
0.00	0	0	0	6	5.2	2	0	SEATTLE	0.00	0	0	0	6	5.2	2	0
1.42	0	0	0	4	6.1	6	1	TEXAS	1.42	0	0	0	4	6.1	6	1
1.64	0	0	1	6	11.0	8	2	TORONTO	1.64	0	0	1	6	11.0	8	2
4.20	2	5	2	33	45.0	36	21	BEFORE ASB	3.80	7	9	2	104	144.1	122	61
4.17	2	1	0	39	45.1	42	21	AFTER ASB	4.95	5	6	0	93	120.0	129	66
5.40	3	3	1	38	48.1	42	29	HOME	4.78	8	8	1	106	148.2	138	79
2.79	1	3	1	34	42.0	36	13	AWAY	3.73	4	7	1	91	115.2	113	48
3.03	2	2	2	30	38.2	30	13	DAY	3.80	3	5	2	54	66.1	63	28
5.05	2	4	0	42	51.2	48	29	NIGHT	4.50	9	10	0	143	198.0	188	99
2.93	1	1	1	13	15.1	12	5	APRIL	2.54	1	2	1	33	39.0	26	11
4.32	0	3	0	11	16.2	13	8	MAY	4.55	4	6	0	37	55.1	48	28
5.54	1	1	1	9	13.0	11	8	JUNE	3.16	2	1	1	30	42.2	39	15
3.45	0	0	0	12	15.2	12	6	JULY	6.60	1	2	0	36	46.1	52	34
5.60	2	1	0	12	17.2	20	11	AUGUST	5.31	4	2	0	26	42.1	52	25
3.00	0	0	0	15	12.0	10	4	SEPT/OCT	3.26	0	2	0	35	38.2	34	14

MAJOR LEAGUE FIELDING TOTALS

PITCHER

YEAR	PCT.	G	PO	A	E	TC	DP
1992	1.000	2	1	1	0	2	0
1993	.941	57	3	13	1	17	1
1994	.845	45	6	5	2	13	1
1995	.818	21	7	2	2	11	0
1996	1.000	72	4	6	0	10	1
Totals	.906	197	21	27	5	53	3

LEWIS' BEST

SEASON

W: 6 (1993)

SV: 2 (1996)

CG: —

ERA: 3.26 (1993)

G: 72 (1996)

IP: 90.1 (1996)

SO: 78 (1996)

LONGEST WINNING STREAK: 4, 5/12-6/7, 1993

LONGEST LOSING STREAK: 4 (twice), last time: 4/21-5/25, 1996

GAME

LOW HIT CG: none

IP: 6.2, 8/10/95 vs. Colorado

SO: 5 (twice), last time: 8/10/95 vs. Colorado

17

DAVE MAGADAN

IF



David Joseph Magadan

1997 Opening Day Age: 34

Born: Tampa, Florida, September 30, 1962

Bats: Left Throws: Right

Height: 6-4 Weight: 210

Major League Service: 10 years, 29 days

Obtained: Signed as a free agent to a minor league contract, January 24, 1997.

Contract Status: First year of a one-year contract through 1997.

1996 HIGHLIGHTS —Bounced back after a slow start to finish the year with a .254 batting average...had just 7 hits in 42 at bats during the first half of the season due to a pair of stints on the disabled list...opened the campaign on

the DL after having surgery to remove a bone spur from his left hand on March 11...after being reinstated on April 16, he went back on the DL following that afternoon's game for continued rehabilitation of his left hand...had fluid drained from his hand May 3 in addition to receiving a cortisone injection...following injury rehab stints at Daytona (A) and Iowa (AAA), he rejoined the Cubs May 31...went 36 for 127 (.283) after his 7 for 42 start...best stretch was from July 7 to August 18 when he hit .405 (17 for 42) with two of his three home runs...was 8 for 18 as a pinch hitter with seven walks, a homer and four RBI...is a .302 (48 for 159) career pinch hitter with 3 HR and 26 RBI...saw action in 51 games at third (41 starts) and 10 games at first (5 starts)...all 3 of his errors came at third...he finished the season with more walks (29) than strikeouts (23) and has never had more strikeouts than walks in his career...during his major league career, he has drawn 566 walks while fanning just 415 times in 3271 at bats...ended the season 56 hits shy of 1000.

CAREER: 1983—spent his first professional campaign at Columbia (A) and hit .336 in 64 contests. 1984—led the Carolina League with a .350 average while playing for Lynchburg...was named to the post-season All-Star team...walked 104 times and drove in 62 runs. 1985—was a Texas League All-Star at Jackson (AA) after batting .309 with a league high 106 walks...led league third basemen in putout (87), assists (275) and total chances (393). 1986—played the full season for Tidewater before making his major league debut with the Mets in September...hit .311 at Tidewater with 64 RBI...led International League third basemen in fielding (.934), assists (283) and double plays (31)...was named to the IL post-season All-Star team...brought up to New York on September 7 and singled in his first major league at bat that day off San Diego's Ed Wojna...made his first start September 17 against the Cubs at Shea Stadium and went 3 for 4 with the game winning hit in the Mets NL Eastern Division title clinching victory. 1987—began the campaign on the DL after having surgery March 20 to remove a lymph node in his right armpit region...was on the DL March 29 to April 17...after being activated, he batted .318 in 85 games with three homers and 24 RBI...hit his first career homer on April 20 at Pittsburgh, a pinch-hit shot off John Smiley...also hit a pinch roundtripper on September 7 off Philadelphia's Steve Bedrosian...had a career high five hits on July 24 against Houston. 1988—saw his only career post-season action, pinch hitting in three games of the NLCS against Los Angeles...was 0 for 3...hit .277 during the regular season with 35 RBI...was on the DL May 5-20 with superficial phlebitis under his right arm...reached base via hit or walk in 26 consecutive games, June 18 to July 18. 1989—started the season slowly before rebounding to bat .286 in 127 games...hit just .189 over his first 18 games...batted .297 the rest of the campaign...had a 12-game hitting streak, May 27 to June 8 (16 for 43, .372). 1990—had his best overall season in the majors, batting a career high .328 with 28 doubles, 6 HR and 72 RBI...ranked second in the National League in on-base percentage (.417) and third in batting...tied for eighth in walks (74)...led the league in pinch hitting (.409) and road hitting (.372)...led N.L. first basemen with a .998 fielding percentage which tied the Mets club record...was 4 for 4 with a career high six RBI on June 12 at Wrigley Field. 1991—had his season end September 7 due to injuries to both shoulders...underwent arthroscopic surgery on both shoulders September 13...finished the campaign with a career high 83 walks, the seventh highest total in the league...was the National League's sixth toughest batter to strike out, fanning once every 10.3 plate appearances...ranked second among NL first basemen with a .996 fielding percentage. 1992—batted .283 in 99 games in his final campaign with the Mets...his season ended on August 7 at Wrigley Field when his right wrist was broken by a Rey Sanchez relay throw at second base...at the time of the injury, he ranked in the NL top 10 in walks and on-base percentage...tied his career high with a 12-game hitting streak, April 19 to May 2 (20 for 47, .426). 1993—split the campaign between Florida and Seattle, playing in 137 games...began the year as the expansion Marlins' starting third baseman and batted .286 with four homers and 29 RBI...reached base in 30 consecutive games, April 11 to May 14...batted .350 over that span...was traded to the Mariners in June after Florida obtained Gary Sheffield...at the time he was dealt to Seattle, he ranked sixth in the N.L. in walks (44) and seventh in on-

base percentage (.400)...hit .259 in 71 American League contests. **1994**—appeared in 74 games and batted .275 with a home run and 17 RBI...opened the season on the disabled list with a sprained right wrist...was activated April 13...fractured his left little toe May 27 and was available solely for pinch hitting appearing for the ensuing 17 games...broke his left foot July 20 after getting hit by a Hector Carrasco pitch in Cincinnati...went back on the disabled list and missed the rest of the season. **1995**—platooned at third base for Houston, appearing in 127 games overall and batting .313 with 24 doubles, 2 homers and 51 RBI...appeared in 100 games at third base, including 84 starts, and 11 games at first base (6 starts)...reached base via hit or walk in 84 of his 90 starts...finished ninth in the National League with 71 walks...his average would have ranked seventh in the league with an additional 28 plate appearances...his .428 on-base percentage was second on the Astros...hit .300 (6 for 20) as a pinch hitter with five RBI.

PERSONAL/MISCELLANEOUS: Graduated from Jesuit HS in Tampa in 1980...played collegiately for three years at the University of Alabama, leading the Crimson Tide to the College World Series in 1983...earned USA Baseball's Golden Spikes Award as the nation's top amateur player that year after leading NCAA Division I batters with a .525 average...was *Baseball America's* College Player of the Year and the Southeast Conference Player of the Year...received the Payson award for humanitarian service from the New York chapter of the Baseball Writers' Association of America in 1991...serves as chairman for "No Small Affair-South," a Florida-based organization dedicated to helping disadvantaged children...is a cousin and godson of Lou Piniella...David and his wife, Kelly, have two children, Jordan and Christian, and reside in Tampa, Florida during the off-season.

LIFETIME PLAYING RECORD

Year	Club	AVG.	G	AB	R	H	2B	3B	HR	RBI	BB	SO	SB	CS
1983	Columbia	.336	64	220	41	74	13	1	3	32	51	29	2	2
1984	Lynchburg	.350	112	371	78	130	22	4	0	62	104	43	2	1
1985	Jackson	.309	134	466	84	144	22	0	0	76	106	57	0	3
1986	Tidewater	.311	133	473	68	147	33	6	1	64	84	45	2	2
	NEW YORK (NL)	.444	10	18	3	8	0	0	0	3	3	1	0	0
1987	NEW YORK (NL)	.318	85	192	21	61	13	1	3	24	22	22	0	0
1988	NEW YORK (NL)	.277	112	314	39	87	15	0	1	35	60	39	0	1
1989	NEW YORK (NL)	.286	127	374	47	107	22	3	4	41	49	37	1	0
1990	NEW YORK (NL)	.328	144	451	74	148	28	6	6	72	74	55	2	1
1991	NEW YORK (NL)	.258	124	418	58	108	23	0	4	51	83	50	1	1
1992	NEW YORK (NL)	.283	99	321	33	91	9	1	3	28	56	44	1	0
1993	FLORIDA	.286	66	227	22	66	12	0	4	29	44	30	0	1
	SEATTLE	.259	71	228	27	59	11	0	1	21	36	33	2	0
1994	FLORIDA	.275	74	211	30	58	7	0	1	17	39	25	0	0
1995	HOUSTON	.313	127	348	44	109	24	0	2	51	71	56	2	1
1996	Daytona	.300	7	20	5	6	1	0	0	3	7	2	0	0
	Iowa	.222	3	9	0	2	1	0	0	1	1	2	0	0
	CHICAGO (NL)	.254	78	169	23	43	10	0	3	17	29	23	0	2
	A.L. Totals	.259	71	228	27	59	11	0	1	21	36	33	2	0
	N.L. Totals	.291	1046	3043	394	885	163	11	31	368	530	382	7	7
	M.L. Totals	.289	1117	3271	421	944	174	11	32	389	566	415	9	7

CAREER TRANSACTIONS: **1980** — Selected by the Boston Red Sox organization in the 12th round of the free agent draft, June 3. **1983** — Selected by the New York Mets organization in the 2nd round of the free agent draft, June 6. **1987** — On disabled list, March 29 to April 17. **1988** — On disabled list, May 5 to 20. **1992** — On disabled list, August 9 to end of season. Granted free agency, October 27; signed by the Florida Marlins, December 8. **1993** — Traded to the Seattle Mariners for outfielder Henry Cotto and pitcher Jeff Darwin, June 27. Traded to the Florida Marlins for pitcher Jeff Darwin and cash, November 9. **1994** — On disabled list, March 29 to April 13. On disabled list, July 21 to end of season. Granted free agency, October 19. **1995** — Signed by the Houston Astros, April 15. Granted free agency, October 30; signed by the Chicago Cubs, December 26. **1996** — On disabled list, March 22 to April 16. On disabled list, April 17 to May 31; included rehabilitation disability assignment to Dayton, May 17 to May 24 and to Iowa, May 25 to 29. Granted free agency, November 18. **1997** — Signed by the Oakland Athletics organization, January 24.

LEAGUE CHAMPIONSHIP SERIES RECORD

Year	Club/Opp.	AVG.	G	AB	R	H	2B	3B	HR	RBI	BB	SO	SB	CS
1988	N.Y. vs. L.A.	.000	3	3	0	0	0	0	0	0	0	2	0	0

MAGADAN, cont.

BATTING BREAKDOWN

1996 AVG.	AB	H	HR	RBI	CAREER vs. TEAM	AVG.	AB	H	HR	RBI
—	0	0	0	0	ANAHEIM	.286	7	2	0	0
—	0	0	0	0	BALTIMORE	.214	14	3	0	0
—	0	0	0	0	BOSTON	.217	23	5	0	0
—	0	0	0	0	CHICAGO	.118	17	2	1	2
—	0	0	0	0	CLEVELAND	.400	15	6	0	1
.273	11	3	0	1	COLORADO	.311	74	23	0	8
—	0	0	0	0	DETROIT	.353	17	6	0	3
—	0	0	0	0	KANSAS CITY	.176	17	3	0	0
.000	2	0	0	0	LOS ANGELES	.314	204	64	4	23
—	0	0	0	0	MILWAUKEE	.294	17	5	0	2
—	0	0	0	0	MINNESOTA	.300	40	12	0	4
—	0	0	0	0	NEW YORK	.250	16	4	0	7
.091	11	1	0	1	SAN DIEGO	.284	201	57	2	21
.000	0	0	0	0	SAN FRANCISCO	.286	220	63	0	33
—	0	0	0	0	SEATTLE	—	0	0	0	0
—	0	0	0	0	TEXAS	.182	11	2	0	0
—	0	0	0	0	TORONTO	.269	26	7	0	2
.167	42	7	0	2	BEFORE ASB	.287	1731	497	20	199
.283	127	36	3	15	AFTER ASB	.290	1540	447	12	190
.250	72	18	2	7	HOME	.299	1578	472	18	205
.258	97	25	1	10	AWAY	.279	1693	472	14	184
.375	8	3	0	0	vs. LEFT	.269	896	241	4	107
.248	161	40	3	17	vs. RIGHT	.296	2375	703	28	282
.198	81	16	2	6	DAY	.270	1088	294	11	108
.307	88	27	1	11	NIGHT	.298	2183	650	21	281
.000	0	0	0	0	APRIL	.291	354	103	4	37
.000	3	0	0	0	MAY	.273	568	155	6	62
.133	30	4	0	2	JUNE	.297	633	188	9	77
.333	24	8	1	2	JULY	.304	674	205	6	81
.340	47	16	1	8	AUGUST	.272	574	156	2	62
.231	65	15	1	5	SEPT/OCT	.293	468	137	5	70

MAJOR LEAGUE FIELDING STATS

FIRST BASE

YEAR	PCT.	G	PO	A	E	TC	DP
1986	1.000	9	48	5	0	53	5
1987	.975	13	71	7	2	80	4
1988	.988	71	441	38	6	485	36
1989	.991	87	574	59	6	639	50
1990	.998	113	830	71	2	903	52
1991	.996	122	1035	90	5	1130	73
1992	1.000	2	13	1	0	14	1
1993	.991	43	313	20	3	336	33
1994	1.000	16	106	7	0	113	7
1995	1.000	11	66	4	0	70	5
1996	1.000	10	59	4	0	63	4
Totals	.994	497	3556	306	24	3886	270

THIRD BASE

YEAR	PCT.	G	PO	A	E	TC	DP
1987	.981	50	17	85	2	104	5
1988	.952	48	18	61	4	83	6
1989	.977	28	13	30	1	44	4
1990	.972	19	7	28	1	36	1
1992	.941	93	41	135	11	187	10
1993	.964	90	67	174	9	250	17
1994	.958	48	21	71	4	96	5
1995	.922	100	55	159	18	232	9
1996	.963	51	16	63	3	82	4
Totals	.952	527	255	806	53	1114	61

MAGADAN'S BEST

SEASON
 AVG: .328 (1990)
 H: 148 (1990)
 HR: 6 (1990)
 RBI: 72 (1990)
 SB: 2 (1990, 93 and 95)
 HIT STREAK: 12 (twice), last time: 4/19-5/2, 1992
CAREER GRAND SLAMS: 0

GAME
 H: 5, 7/24/87 vs. Houston
 HR: 1 (32 times), last time: 9/1/96 vs. Atlanta
 RBI: 6, 6/12/90 at Chicago

**Damon Wayne Mashore****1997 Opening Day Age:** 27**Born:** Ponce, Puerto Rico, October 31, 1969**Bats:** Right **Throws:** Right**Height:** 5-11 **Weight:** 195**Major League Service:** 117 days**Obtained:** Oakland's 9th round selection in the June, 1991 free agent draft.**Contract Status:** First year of a one-year contract through 1997.

1996 HIGHLIGHTS — Was one of 11 Athletics to make his major league debut in 1996...started the season at Edmonton for the second consecutive year but was brought up to Oakland on June 5...spent the rest of his season, which ended on August 12 when he dislocated his left shoulder stealing second base against Minnesota, with the A's...was hitting .268 with 8 HR and 29 RBI in 50 games with the Trappers when the A's called...started 25 games for Oakland, nine in right and left field and seven in center field...made his major league debut June 5 vs. Kansas City and picked up his first hit, a double off Rich Robertson at Minnesota, three days later...hit lead off for the first time on June 28 at California and hit his first major league home run that night off Chuck Finley in the sixth inning...13 of his 25 starts came in the lead off spot where he hit .308 (16 for 52) with nine walks (.403 on-base percentage), all three of his homers and 9 of his 12 RBI...walked an A's season high four times on July 6 vs. California...hit .239 in innings 1-6 but that improved to .316 from the seventh inning on...was 0 for 6 with four strikeouts as a pinch hitter.

CAREER: **1991**—began his professional career at Southern Oregon...finished second on the club with six homers and 15 stolen bases...tied for the Northwest League lead with six triples...appeared in a team leading 73 games and batted .273. **1992**—spent the entire season at Single-A Modesto and led the A's with 18 home runs and 29 steals...was third on the club with 73 walks but struck out a league leading 136 times...played in the California League All-Star Game. **1993**—promoted to Double-A Huntsville and led the Stars with 18 steals, despite appearing in just 70 games...was placed on the disabled list July 13 with a sore right elbow and missed the remainder of the season. **1994**—had his second consecutive season cut short because of injury...opened the year at Huntsville but tore the cruciate ligament in his left knee and was on the disabled list from May 23 to August 2...hit .412 in an 11 game rehab assignment at Scottsdale from July 20-August 2 before returning to the Stars...finished with a career low .224 average at Huntsville in 59 games...batted .328 vs. left-handed pitching compared to .184 vs. right-handed pitchers. **1995**—was promoted to Triple-A and spent the entire season with Edmonton of the Pacific Coast League where he was named the Trappers Rookie of the Year...led the club with 17 steals and his .300 batting average tied for third best in the A's farm system.

OAKLAND ATHLETICS FIRSTS**GAME:** April 10, 1968 at Baltimore (Orioles 3, A's 1) WP-Phoebus LP-Hunter**VICTORY:** April 13, 1968 at Washington, D.C. (A's 9, Senators 6) WP-Dobson LP-Ortega**BATTER:** Bert Campaneris April 10, 1968 (struck out swinging with Tom Phoebus pitching)**HIT:** John Donaldson on April 10, 1968, 2nd inning single off Phoebus**HOME RUN:** Reggie Jackson on April 10, 1968, 8th inning off Phoebus**RUN:** Reggie Jackson on April 10, 1968, on 8th inning home run off Phoebus**OPPOSITION BATTER:** Don Buford, April 10, 1968 (single off Catfish Hunter)**OPPOSITION RUN:** Don Buford, on Boog Powell's 1st inning sacrifice fly, April 10, 1968**OPPOSITION HOME RUN:** Brooks Robinson April 10, 1968, 8th inning off Ed Sprague**ERROR:** Reggie Jackson, right field, 4th inning April 13th at Washington (ball hit by Ken McMullen)**PINCH HIT:** Danny Cater April 10, 1968 at Baltimore (single off Ed Watt)**RELIEF PITCHER:** Ed Sprague, 7th inning April 10, 1968 at Baltimore (relieved Hunter)**HOME GAME:** April 17, 1968 at the Oakland Coliseum vs. Baltimore (Orioles 4, A's 1) WP-McNally LP-Krausse

MASHORE, cont.

PERSONAL/MISCELLANEOUS: Graduated from Clayton Valley HS in 1988...attended the University of Arizona...hit .375 with 11 HR and 28 steals in 1991 and was named All-Pac-10...drafted by the A's in the ninth round of the June, 1991 draft and signed by John Kazanas...his father, Clyde, spent five years in the majors with Cincinnati and Montreal...resides in Mesa, Arizona during the off-season.

LIFETIME PLAYING RECORD

Year	Club	AVG.	G	AB	R	H	2B	3B	HR	RBI	BB	SO	SB	CS
1991	Southern Oregon	.273	73	264	48	72	17	6	6	31	34	94	15	5
1992	Modesto	.282	124	471	91	133	22	3	18	64	73	136	29	17
1993	Huntsville	.233	70	253	35	59	7	2	3	20	25	64	18	4
1994	Scottsdale	.412	11	34	6	14	2	0	0	6	4	3	1	1
	Huntsville	.224	59	210	24	47	11	2	3	21	13	53	6	1
1995	Edmonton	.300	117	337	50	101	19	5	1	37	42	77	17	5
1996	Edmonton	.268	50	183	32	49	9	1	8	29	19	48	6	2
	OAKLAND	.267	50	105	20	28	7	1	3	12	16	31	4	0
M.L. Totals		.267	50	105	20	28	7	1	3	12	16	31	4	0

CAREER TRANSACTIONS: 1991 — Selected by the Oakland Athletics organization in the 9th round of the free agent draft, June 3. 1996 — On disabled list, August 13 to September 30.

BATTING BREAKDOWN

1996	AVG.	AB	H	HR	RBI	CAREER vs. TEAM	AVG.	AB	H	HR	RBI
.300	10	3	1	4	ANAHEIM	.300	10	3	1	4	
—	0	0	0	0	BALTIMORE	—	0	0	0	0	
—	0	0	0	0	BOSTON	—	0	0	0	0	
.500	12	6	1	1	CHICAGO	.500	12	6	1	1	
.125	8	1	0	0	CLEVELAND	.125	8	1	0	0	
.125	8	1	0	0	DETROIT	.125	8	1	0	0	
.000	3	0	0	0	KANSAS CITY	.000	3	0	0	0	
.294	17	5	0	1	MILWAUKEE	.294	17	5	0	1	
.429	7	3	0	0	MINNESOTA	.429	7	3	0	0	
—	0	0	0	0	NEW YORK	—	0	0	0	0	
.313	16	5	0	3	SEATTLE	.313	16	5	0	3	
.308	13	4	1	3	TEXAS	.308	13	4	1	3	
.000	11	0	0	0	TORONTO	.000	11	0	0	0	
.255	49	13	1	5	BEFORE ASB	.255	49	13	1	5	
.268	56	15	2	7	AFTER ASB	.268	56	15	2	7	
.271	48	13	1	8	HOME	.271	48	13	1	8	
.263	57	15	2	4	AWAY	.263	57	15	2	4	
.250	48	12	2	6	vs. LEFT	.250	48	12	2	6	
.281	57	16	1	6	vs. RIGHT	.281	57	16	1	6	
.261	46	12	1	5	DAY	.261	46	12	1	5	
.271	59	16	2	7	NIGHT	.271	59	16	2	7	
—	0	0	0	0	APRIL	—	0	0	0	0	
—	0	0	0	0	MAY	—	0	0	0	0	
.265	34	9	1	1	JUNE	.265	34	9	1	1	
.255	51	13	2	10	JULY	.255	51	13	2	10	
.300	20	6	0	1	AUGUST	.300	20	6	0	1	
—	0	0	0	0	SEPT/OCT	—	0	0	0	0	

MAJOR LEAGUE FIELDING STATS

OUTFIELD

YEAR	PCT.	G	PO	A	E	TC	DP
1996	.985	48	65	1	1	67	0
Totals	.985	48	65	1	1	67	0

MASHORE'S BEST

SEASON
 AVG: .267 (1996)
 H: 28 (1996)
 HR: 3 (1996)
 RBI: 12 (1996)
 SB: 4 (1996)
 HIT STREAK: 5 (twice), last time: 7/20-8/3, 1996
 CAREER GRAND SLAMS: 0

GAME
 H: 4, 7/21/96 at Texas
 HR: 1 (three times), last time: 7/31/96 vs. Chicago
 RBI: 2 (three times), last time: 7/21/96 at Texas

**Christopher Thomas Nichting****1997 Opening Day Age:** 30**Born:** Cincinnati, Ohio, May 13, 1966**Bats:** Right **Throws:** Right**Height:** 6-1 **Weight:** 205**Major League Service:** 1 year, 34 days**Obtained:** Signed as a free agent to a minor league contract, November 19, 1996.**Contract Status:** First year of a one-year contract through 1997.

1996 HIGHLIGHTS— Opened the season on the Texas disabled list with a bone spur in his neck...made just four appearances, one start, in 1996, all during a rehab assignment at Triple-A Oklahoma City from August 19 to September 3...picked up a win and allowed just one run in 9.0 innings...reinstated from the DL on September 3rd and was sent outright to Oklahoma City...pitched for Aguilas in the Dominican Republic during the winter and was 2-1 with a save and a 1.65 ERA in 12 relief appearances.

CAREER: 1988—began his career at Vero Beach in the Florida State League and was 11-4 with a league leading 151 strikeouts...his 2.09 ERA ranked third in the league...was named to the Florida State League post-season All-Star team. **1989**—used exclusively as a starter at Double-A San Antonio and struggled to a 4-14 record to go with a 5.03 ERA...walked 101 in 154.0 innings while striking out 136. **1990**—missed the entire season with shoulder problems. **1991**—missed the entire season with shoulder problems. **1992**—after missing two seasons with a shoulder injury, he opened the year at San Antonio and was named Dodger Minor League Pitcher of the Month in April...compiled a 2-1 record and a 1.48 ERA with 30 strikeouts in 24.1 innings...promoted to Albuquerque in mid-May and went 1-3 in 10 games with a 7.93 ERA...returned to San Antonio in late June and finished the season with the Missions...combined at both levels to go 5-8 with a 4.40 ERA in 23 games, 22 starts...was 2-0 with a 1.81 ERA for Hermosillo in winter ball. **1993**—saw limited action because of shoulder problems again...opened the season on the Albuquerque disabled list but was activated and sent to Vero Beach on July 2...made four starts before going back on the disabled list and finished the season there. **1994**—was a combined 5-6 with a 3.87 ERA in 31 games, 15 starts, at San Antonio and Albuquerque in his final year in the Dodgers organization...was 1-3 with a 2.10 ERA in eight games, four starts, at San Antonio when he was promoted to Albuquerque on May 26...went 2-2 with a 7.40 ERA in 10 games, seven starts, with the Dukes before he was sent back to San Antonio on July 15...pitched for Aguilas in the Dominican during the winter and was 3-2 with a 3.65 ERA in 16 games. **1995**—began the year with Oklahoma City but was brought up to Texas on May 15...made his major league debut that night vs. Toronto (1.0 ip, 2 h, 1 r, 1 er)...posted a 1.80 ERA in four relief appearances before he was sent back to Oklahoma City on May 30...had two more stints with the Rangers, appearing in a total of 13 games...allowed 7 of 16 inherited runners to score but first hitters faced were 2 for 11 (.182)...appeared in 23 games, seven starts, at Oklahoma City and tied for the league lead with two shutouts...was 2-2 with a save and a 0.38 ERA in relief and 3-3 with a 3.09 ERA as a starter...held the opposition to a .234 batting average.

PERSONAL/MISCELLANEOUS: Graduated from Elder HS (Cincinnati) in 1984...pitched four seasons at Northwestern University and also played for Team USA in the 1987 Pan American Games...originally drafted by the Dodgers in the 3rd round of the June, 1987 draft and was signed by Glen Van Proyen...resides in Cincinnati during the off-season.

NICHTING, cont.

LIFETIME PITCHING RECORD

Year	Club	W	L	ERA	G	GS	CG	SHO	SV	IP	H	R	ER	BB	SO
1988	Vero Beach	11	4	2.09	21	19	5	1	1	138.0	90	40	32	51	151
1989	San Antonio	4	14	5.03	26	26	2	0	0	154.0	160	96	86	101	136
1990	San Antonio	(Injured — did not pitch)													
1991	San Antonio	(Injured — did not pitch)													
1992	San Antonio	4	5	2.52	13	13	0	0	0	78.2	58	25	22	37	81
	Albuquerque	1	3	7.93	10	9	0	0	0	42.0	64	42	37	23	25
1993	Vero Beach	0	1	4.15	4	4	0	0	0	17.1	18	9	8	6	18
1994	San Antonio	3	4	1.64	21	8	0	0	1	65.2	47	21	12	34	74
	Albuquerque	2	2	7.40	10	7	0	0	0	41.1	61	39	34	28	25
1995	Oklahoma City	5	5	2.13	23	7	3	2	1	67.2	58	19	16	19	72
	TEXAS	0	0	7.03	13	0	0	0	0	24.1	36	19	19	13	6
1996	Oklahoma City	1	0	1.00	4	1	0	0	0	9.0	9	1	1	3	7
M.L. Totals		0	0	7.03	13	0	0	0	0	24.1	36	19	19	13	6

CAREER TRANSACTIONS: 1987 — Selected by the Los Angeles Dodgers organization in the 3rd round of the free-agent draft, June 2. 1994 — Granted free agency, October 15; signed by the Texas Rangers, November 18. 1996 — On disabled list, March 22 to September 3; included rehabilitation disability assignment to Oklahoma City, August 19 to September 3. Granted free agency, October 15; signed by the Oakland Athletics organization, November 19.

PITCHING BREAKDOWN

1996	ERA	W	L	SV	G	IP	H	ER	CAREER vs. TEAM	ERA	W	L	SV	G	IP	H	ER
—	0	0	0	0	0	0.0	0	0	ANAHEIM	0.00	0	0	0	1	4.0	2	0
—	0	0	0	0	0	0.0	0	0	BALTIMORE	—	0	0	0	0	0.0	0	0
—	0	0	0	0	0	0.0	0	0	BOSTON	10.80	0	0	0	1	1.2	3	2
—	0	0	0	0	0	0.0	0	0	CHICAGO	—	0	0	0	0	0.0	0	0
—	0	0	0	0	0	0.0	0	0	CLEVELAND	16.20	0	0	0	2	5.0	12	9
—	0	0	0	0	0	0.0	0	0	DETROIT	0.00	0	0	0	1	1.0	1	0
—	0	0	0	0	0	0.0	0	0	KANSAS CITY	0.00	0	0	0	1	2.2	2	0
—	0	0	0	0	0	0.0	0	0	MILWAUKEE	19.29	0	0	0	2	2.1	6	5
—	0	0	0	0	0	0.0	0	0	MINNESOTA	—	0	0	0	0	0.0	0	0
—	0	0	0	0	0	0.0	0	0	NEW YORK	2.25	0	0	0	2	4.0	4	1
—	0	0	0	0	0	0.0	0	0	SEATTLE	—	0	0	0	0	0.0	0	0
—	0	0	0	0	0	0.0	0	0	TEXAS	—	0	0	0	0	0.0	0	0
—	0	0	0	0	0	0.0	0	0	TORONTO	—	0	0	0	0	0.0	0	0
—	0	0	0	0	0	0.0	0	0	BEFORE ASB	3.29	0	0	0	8	13.2	15	5
—	0	0	0	0	0	0.0	0	0	AFTER ASB	11.81	0	0	0	5	10.2	21	14
—	0	0	0	0	0	0.0	0	0	HOME	6.52	0	0	0	10	19.1	28	14
—	0	0	0	0	0	0.0	0	0	AWAY	9.00	0	0	0	3	5.0	8	5
—	0	0	0	0	0	0.0	0	0	DAY	0.00	0	0	0	1	3.1	3	0
—	0	0	0	0	0	0.0	0	0	NIGHT	8.14	0	0	0	12	21.0	33	19
—	0	0	0	0	0	0.0	0	0	APRIL	—	0	0	0	0	0.0	0	0
—	0	0	0	0	0	0.0	0	0	MAY	1.80	0	0	0	4	5.0	6	1
—	0	0	0	0	0	0.0	0	0	JUNE	0.00	0	0	0	1	4.0	2	0
—	0	0	0	0	0	0.0	0	0	JULY	10.13	0	0	0	5	10.2	19	12
—	0	0	0	0	0	0.0	0	0	AUGUST	11.57	0	0	0	3	4.2	9	6
—	0	0	0	0	0	0.0	0	0	SEPT/OCT	—	0	0	0	0	0.0	0	0

MAJOR LEAGUE FIELDING TOTALS

PITCHER

YEAR	PCT.	G	PO	A	E	TC	DP
1995	1.000	13	5	7	0	12	0
Totals	1.000	13	5	7	0	12	0

NICHTING'S BEST

SEASON

W: —
 SV: —
 CG: —
 ERA: 7.03 (1995)
 G: 13 (1995)
 IP: 24.1 (1995)
 SO: 6 (1995)
 LONGEST WINNING STREAK: —
 LONGEST LOSING STREAK: —

GAME

LOW HIT CG: —
 IP: 4.1, 7/19/95 vs. Cleveland
 SO: 3, 7/9/95 vs. New York

**Michael Lee Oquist****1997 Opening Day Age:** 28**Born:** La Junta, Colorado, May 30, 1968**Bats:** Right **Throws:** Right**Height:** 6-2 **Weight:** 170**Major League Service:** 1 year, 121 days**Obtained:** Signed as a free agent to a minor league contract, November 19, 1996.**Contract Status:** First year of a one-year contract through 1997.

1996 HIGHLIGHTS—Spent most of the season at Triple-A Las Vegas before joining the Padres on August 25...made eight appearances with San Diego, all in relief...posted a 2.35 ERA without a decision or save in 7.2 innings...allowed a .231 opponents batting average...opened the season on the disabled list at Las Vegas before he was activated on April 11...made 27 appearances, 20 starts, with the Stars and ranked second in the Pacific Coast League with a 2.89 ERA...was 9-4 with a save and finished second on the club with 110 strikeouts...began the year with six relief appearances and then started in 20 of his next 21 appearances...allowed just one earned run over his first eight games (23.2 ip, 0.38 ERA), concluding the streak with a seven-inning complete game three-hitter at Calgary in the second game of a doubleheader on May 16...went 1-2 over his next six starts, posting a 4.62 ERA...then went 6-2 with a 2.86 ERA over his final 12 starts...struckout a season high 12 in a loss at Salt Lake on July 26 and tossed his second complete game, a nine-inning eight-hitter where he allowed just one run, on August 16 at Calgary...was 8-4 with a 3.10 ERA in his 20 Triple-A starts and 1-0 with a save and a 0.71 ERA in seven relief appearances.

CAREER: **1989**—made his professional debut at Erie and finished second in the New-York Penn League with 109 strikeouts...led Erie in wins (7) and starts (15). **1990**—pitched at Single-A Frederick of the Carolina League and topped the circuit with 170 strikeouts...was second on the club with nine wins, 25 starts and 166.1 innings pitched...named to the mid-season All-Star Team. **1991**—spent the entire season at Double-A Hagerstown and led the Suns in innings pitched (166.1)...finished second with 10 wins, including a six-game winning streak to close out the season. **1992**—recorded 10 wins for the second straight season, this time at Triple-A Rochester...tied for second on the club in wins and was also second in starts (24) and complete games (5)...walked two batters or fewer in 20 of his 26 appearances. **1993**—made his major league debut with the Orioles in 1993 with two separate stints...recalled for the first time on August 13 and made his major league debut the next day at New York (0.2 ip, 1 so)...pitched twice before he was sent back down on August 19...returned September 17 after pitching in the playoffs for Rochester and appeared in three more games...had no decisions and a 3.86 ERA in a total of five games for Baltimore...led Rochester in starts (21), innings pitched (149.1) and strikeouts (128)...ranked fourth in the International League in strikeouts...earned Pitcher of the Week honors for the week of August 16...went 2-1 in the post season with 14 strikeouts in 18.0 innings...including a one-hit shutout in Game 1 of the division championship series. **1994**—started the season at Rochester and after going 3-0 with a 1.65 ERA in his first three starts, he was recalled by Baltimore on April 25...made 15 appearances, including nine starts, and was 3-3 with a 6.17 ERA before he was optioned back to the Red Wings on July 29...went 0-2 with his first three professional saves and a 4.72 ERA in 10 games for Rochester down the stretch...picked up his first major league win with five innings of no-hit shutout relief in a 6-3 win over Toronto on May 10...made his first major league start on May 31 vs. Detroit and took the loss (4.2 ip, 8 h, 7 r, 7 er, 3 bb, 4 so)...was 2-0 with a 0.96 ERA in six relief appearances compared to 1-3 with a 8.62 ERA in his nine starts with Baltimore. **1995**—began the season in the Orioles bullpen but was sent outright to Rochester on August 15...posted a 2.79 ERA in nine appearances in May...longest outing of the season was 4.2 innings (three times)...retired 10 of

OQUIST, cont.

27 first batters faced...allowed 17 of 30 inherited runners to score...was 2-1 with a 4.17 ERA in 27 appearances when he was designated for assignment...finished the year at Rochester where he posted a 5.25 ERA with two saves in seven appearances.

PERSONAL/MISCELLANEOUS: Graduated from La Junta HS (La Junta, Colorado) with 12 letters in football, baseball and basketball...pitched in the College World Series for the University of Arkansas in 1987 and 1989...he and his wife, Linda Rae, have two sons, Dallas and Braxton, and reside in La Junta during the off-season.

LIFETIME PITCHING RECORD

Year	Club	W	L	ERA	G	GS	CG	SHO	SV	IP	H	R	ER	BB	SO
1989	Erie	7	4	3.59	15	15	1	1	0	97.2	86	43	39	25	109
1990	Frederick	9	8	2.81	25	25	3	1	0	166.1	134	64	52	48	170
1991	Hagerstown	10	9	4.06	27	26	1	0	0	166.1	168	82	75	62	136
1992	Rochester	10	12	4.11	26	24	5	0	0	153.1	164	80	70	45	111
1993	Rochester	9	8	3.50	28	21	2	1	0	149.1	144	62	58	41	128
	BALTIMORE	0	0	3.86	5	0	0	0	0	11.2	12	5	5	4	8
1994	Rochester	3	2	3.73	13	8	0	0	3	50.2	54	23	21	15	36
	BALTIMORE	3	3	6.17	15	9	0	0	0	58.1	75	41	40	30	39
1995	Rochester	0	0	5.25	7	0	0	0	2	12.0	17	8	7	5	11
	BALTIMORE	2	1	4.17	27	0	0	0	0	54.0	51	27	25	41	27
1996	Las Vegas	9	4	2.89	27	20	2	0	1	140.1	136	55	45	44	110
	SAN DIEGO	0	0	2.35	8	0	0	0	0	7.2	6	2	2	4	4
A.L. Totals		5	4	5.08	47	9	0	0	0	124.0	138	73	70	75	74
N.L. Totals		0	0	2.35	8	0	0	0	0	7.2	6	2	2	4	4
M.L. Totals		5	4	4.92	55	9	0	0	0	131.2	144	75	72	79	78

CAREER TRANSACTIONS:1989 — Selected by the Baltimore Orioles organization in the 13th round of the free-agent draft, June 5. 1995 — Granted free agency, October 16; signed by the San Diego Padres organization, December 21. 1996 — Granted free agency, October 15; signed by the Oakland Athletics organization, November 19.

PITCHING BREAKDOWN

1996		CAREER														
ERA	W	L	SV	G	IP	H	ER	vs. TEAM	ERA	W	L	SV	G	IP	H	ER
—	0	0	0	0	0.0	0	0	ANAHEIM	1.08	0	0	0	3	8.1	6	1
—	0	0	0	0	0.0	0	0	BALTIMORE	—	0	0	0	0	0.0	0	0
—	0	0	0	0	0.0	0	0	BOSTON	1.64	1	0	0	4	11.0	12	2
—	0	0	0	0	0.0	0	0	CHICAGO	10.80	0	1	0	2	5.0	10	6
—	0	0	0	0	0.0	0	0	CLEVELAND	11.00	0	1	0	3	9.0	13	11
—	0	0	0	0	0.0	0	0	COLORADO	—	0	0	0	0	0.0	0	0
—	0	0	0	0	0.0	0	0	DETROIT	9.45	0	1	0	4	13.1	21	14
—	0	0	0	0	0.0	0	0	KANSAS CITY	2.70	1	0	0	1	3.1	2	1
0.00	0	0	0	1	1.1	1	0	LOS ANGELES	0.00	0	0	0	1	1.1	1	0
—	0	0	0	0	0.0	0	0	MILWAUKEE	2.25	0	0	0	3	4.0	4	1
—	0	0	0	0	0.0	0	0	MINNESOTA	7.07	0	1	0	5	14.0	14	11
—	0	0	0	0	0.0	0	0	NEW YORK	2.41	1	0	0	5	18.2	15	5
—	0	0	0	0	0.0	0	0	SAN DIEGO	—	0	0	0	0	0.0	0	0
5.40	0	0	0	1	1.2	0	1	SAN FRANCISCO	5.40	0	0	0	1	1.2	0	1
—	0	0	0	0	0.0	0	0	SEATTLE	5.27	1	0	0	5	13.2	17	8
—	0	0	0	0	0.0	0	0	TEXAS	0.00	0	0	0	1	0.1	0	0
—	0	0	0	0	0.0	0	0	TORONTO	2.61	1	0	0	8	20.2	17	6
—	0	0	0	0	0.0	0	0	BEFORE ASB	5.13	4	2	0	31	93.0	101	53
2.35	0	0	0	8	7.2	6	2	AFTER ASB	4.42	1	2	0	24	38.2	43	19
2.45	0	0	0	4	3.2	4	1	HOME	5.99	3	4	0	27	67.2	81	45
2.25	0	0	0	4	4.0	2	1	AWAY	3.80	2	0	0	28	64.0	63	27
0.00	0	0	0	4	3.2	3	0	DAY	4.96	0	1	0	20	45.1	53	25
4.50	0	0	0	4	4.0	3	2	NIGHT	4.90	5	3	0	35	86.1	91	47
—	0	0	0	0	0.0	0	0	APRIL	6.75	0	0	0	2	4.0	3	3
—	0	0	0	0	0.0	0	0	MAY	3.41	1	1	0	13	37.0	33	14
—	0	0	0	0	0.0	0	0	JUNE	6.53	2	1	0	12	40.0	54	29
—	0	0	0	0	0.0	0	0	JULY	5.53	2	2	0	12	27.2	31	17
0.00	0	0	0	2	2.0	2	0	AUGUST	1.86	0	0	0	7	9.2	9	2
3.18	0	0	0	6	5.2	4	2	SEPT/OCT	4.73	0	0	0	9	13.1	14	7

MAJOR LEAGUE FIELDING TOTALS

PITCHER

YEAR	PCT.	G	PO	A	E	TC	DP
1993	1.000	5	1	0	0	1	0
1994	1.000	15	6	7	0	13	0
1995	1.000	27	1	8	0	9	0
1996	1.000	8	0	1	0	1	0
Totals	1.000	55	8	16	0	24	0

OQUIST'S BEST

SEASON

W: 3 (1994)

SV: —

CG: —

ERA: 4.17 (1995)

G: 27 (1995)

IP: 58.1 (1994)

SO: 39 (1994)

LONGEST WINNING STREAK: 2, 6/20-7/21, 1995

LONGEST LOSING STREAK: 1 (four times), last time: 7/29/95 to present

GAME

LOW HIT CG: —

IP: 7.0, 5/21/94 at New York

SO: 7, 7/6/94 vs. Seattle

62

CHUCK RICCI

RHP



Charles Mark Ricci

1997 Opening Day Age: 28

Born: Abington, Pennsylvania, November 20, 1968

Bats: Right Throws: Right

Height: 6-2 Weight: 180

Major League Service: 24 days

Obtained: Signed as a free agent to a minor league contract, November 4, 1996.

Contract Status: First year of a one-year contract through 1997.

1996 HIGHLIGHTS—Spent the entire season pitching for Boston's Triple-A affiliate in Pawtucket...led the Red Sox farm system with 60 appearances and topped Pawtucket with 13 saves while finishing second with 79 strikeouts...had three saves in three outings where he retired all seven hitters he faced, April 24-30...was 3-4 with a 4.37 ERA and five saves in May and June...had a season high six strikeouts on May 22 vs. Ottawa and pitched a season high 4.1 innings of relief on June 16 in the second game of a doubleheader vs. Charlotte...then went 3-0 with five saves and a 1.93 ERA over his final 28 appearances...allowed just one run over his last 12 outings (15.1 ip, 0.59 ERA)...for the season, allowed a .194 opponents batting average.

CAREER: 1987—spent his first pro season at Bluefield...made 12 starts and one relief appearance and was 5-5 with a 6.50 ERA...led the Appalachian League with 11 home runs allowed. **1988**—spent his second consecutive year at Bluefield and was 4-6 with a 6.66 ERA...made 14 appearances, all starts, and ranked second in the league in games started...led Bluefield with 73 strikeouts. **1989**—pitched at Waterloo of the Midwest League and tied for the league lead with nine complete games...was named to the Midwest League mid-season All-Star team...led Waterloo with 10 wins and 89 strikeouts. **1990**—spent the season with the Carolina League champion Frederick Keys...was 7-12 with a 4.41 ERA in 26 games, 18 starts...won his only decision in two playoff appearances, posting a 3.27 ERA. **1991**—his second consecutive season at Frederick and he led the team with a career high 12 wins...ranked first in the league with 29 starts, third with 173.2 innings pitched and fourth with 144 strikeouts. **1992**—made one appearance at Frederick before he was moved up to Double-A Hagerstown on April 14...used primarily in relief for the first time in his career, he was 1-4 with a 5.77 ERA in 20 games, six starts...placed on the DL July 15 with a rotator cuff injury in his right shoulder and missed the remainder of the season. **1993**—spent most of the year at Double-A Bowie with the exception of four games at Triple-A Rochester in the middle of the season...made 34 appearances, one start, at Bowie and picked up the first five saves of his career...finished second on Bowie with seven wins. **1994**—signed by the Mets organization during the off-season but was released

RICCI, cont.

following spring training...signed by the Phillies organization and assigned to Double-A Reading...did not allow an earned run in 14 games (19.0 innings) and was promoted to Triple-A Scranton on May 4...finished the season with the Red Barons, posting a 4-3 record with a team leading six saves and a 4.04 ERA in 44 games, one start. **1995**—made his major league debut with Philadelphia in September after tying for the International League lead with 25 saves...first outing came on September 8 vs. Houston (3.0 ip, 2 h, 1 r, 1 er, 2 bb, 1 so)...picked up his lone win on September 23 vs. Cincinnati with a scoreless inning of relief...posted a 1.80 ERA in his seven major league appearances...was named Scranton's Pitcher of the Year after setting a club record with 25 saves...did not record his first save until May 20...was the Phillies minor league Pitcher of the Month for June, going 1-0 with a 1.35 ERA and nine saves...his 68 relief appearances led all of minor league baseball.

PERSONAL/MISCELLANEOUS: Graduated from Shawnee (NJ) HS in 1987, lettering in baseball, football and basketball...played Little League, Babe Ruth and American Legion baseball...signed with Baltimore out of high school after being selected in the 4th round of the June, 1987 draft...he and his wife, Anne, reside in Naples, Florida.

LIFETIME PITCHING RECORD

Year	Club	W	L	ERA	G	GS	CG	SHO	SV	IP	H	R	ER	BB	SO
1987	Bluefield	5	5	6.50	13	12	1	0	0	62.1	74	52	45	38	40
1988	Bluefield	4	6	6.66	14	14	1	0	0	73.0	92	61	54	48	73
1989	Waterloo	10	12	2.98	29	25	9	0	0	181.1	160	89	60	59	89
1990	Frederick	7	12	4.41	26	18	2	1	0	122.1	126	79	60	47	94
1991	Frederick	12	14	3.11	30	29	2	0	0	173.2	148	91	60	84	144
1992	Frederick	0	0	0.00	1	0	0	0	0	2.1	2	1	0	1	2
	Hagerstown	1	4	5.77	20	6	0	0	0	57.2	58	40	37	47	58
1993	Bowie	7	4	3.20	34	1	0	0	5	81.2	72	35	29	20	83
	Rochester	0	0	5.63	4	0	0	0	0	8.0	11	5	5	3	6
1994	Reading	1	0	0.00	14	0	0	0	0	19.0	10	1	0	4	23
	Scranton	4	3	4.04	44	1	0	0	6	64.2	60	30	29	22	72
1995	Scranton	4	3	2.49	68	0	0	0	25	65.0	48	22	18	24	66
	PHILADELPHIA	1	0	1.80	7	0	0	0	0	10.0	9	2	2	3	9
1996	Pawtucket	8	4	3.01	60	0	0	0	13	80.2	56	30	27	32	79
M.L. Totals		1	0	1.80	7	0	0	0	0	10.0	9	2	2	3	9

CAREER TRANSACTIONS:1987 — Selected by the Baltimore Orioles organization in the 4th round of the free-agent draft, June 2. **1993** — Granted free agency, October 15; signed by the New York Mets organization, November 18. **1994** — Released, March 30; signed by the Philadelphia Phillies organization, April 7. **1995** — Granted free agency, October 16. **1996** — Signed by the Boston Red Sox organization, January 4. Granted free agency, October 15; signed by the Oakland Athletics organization, November 4.

PITCHING BREAKDOWN

1996	ERA	W	L	SV	G	IP	H	ER	CAREER vs. TEAM	ERA	W	L	SV	G	IP	H	ER
—	0	0	0	0	0	0.0	0	0	COLORADO	—	0	0	0	0	0.0	0	0
—	0	0	0	0	0	0.0	0	0	LOS ANGELES	—	0	0	0	0	0.0	0	0
—	0	0	0	0	0	0.0	0	0	SAN DIEGO	—	0	0	0	0	0.0	0	0
—	0	0	0	0	0	0.0	0	0	SAN FRANCISCO	—	0	0	0	0	0.0	0	0
—	0	0	0	0	0	0.0	0	0	BEFORE ASB	—	0	0	0	0	0.0	0	0
—	0	0	0	0	0	0.0	0	0	AFTER ASB	1.80	1	0	0	7	10.0	9	2
—	0	0	0	0	0	0.0	0	0	HOME	2.57	1	0	0	5	7.0	5	2
—	0	0	0	0	0	0.0	0	0	AWAY	0.00	0	0	0	2	3.0	4	0
—	0	0	0	0	0	0.0	0	0	DAY	2.45	0	0	0	3	3.2	5	1
—	0	0	0	0	0	0.0	0	0	NIGHT	1.42	1	0	0	4	6.1	4	1
—	0	0	0	0	0	0.0	0	0	APRIL	—	0	0	0	0	0.0	0	0
—	0	0	0	0	0	0.0	0	0	MAY	—	0	0	0	0	0.0	0	0
—	0	0	0	0	0	0.0	0	0	JUNE	—	0	0	0	0	0.0	0	0
—	0	0	0	0	0	0.0	0	0	JULY	—	0	0	0	0	0.0	0	0
—	0	0	0	0	0	0.0	0	0	AUGUST	—	0	0	0	0	0.0	0	0
—	0	0	0	0	0	0.0	0	0	SEPT/OCT	1.80	1	0	0	7	10.0	9	2

MAJOR LEAGUE FIELDING TOTALS

PITCHER

YEAR	PCT.	G	PO	A	E	TC	DP
1995	1.000	7	2	0	0	2	0
Totals	1.000	7	2	0	0	2	0

RICCI'S BEST

SEASON

W: 1 (1995)

SV: —

CG: —

ERA: 1.80 (1995)

G: 7 (1995)

IP: 10.0 (1995)

SO: 9 (1995)

LONGEST WINNING STREAK: 1, 9/23/95 to present

LONGEST LOSING STREAK: —

GAME

LOW HIT CG: —

IP: 3.0, 9/8/95 vs. Houston

SO: 3 (twice), 10/1/95 at Florida

68

MIGUEL TEJADA

IF



Miguel Odalis Tejada (Martinez)

1997 Opening Day Age: 20

Born: Bani, Dominican Republic, May 25, 1976

Bats: Right Throws: Right

Height: 5-10 Weight: 170

Major League Service: None

Obtained: Signed as a non-drafted free agent, July 17, 1993.

Contract Status: First year of a one-year contract through 1997.

1996 HIGHLIGHTS—An All-Star season for the A's 20-year old shortstop...was named to *Baseball America's* Class-A All-Star team, the California League post-season All-Star team and the Howe Sportsdata All-Star Team and All-Teenager team...was also named as the Top Prospect and Most Exciting Player in the California League by *Baseball America*...batted .279 and was third in the A's farm system with 20 home runs...was batting .262 entering play on April 28 when he started a 15-game hitting streak (23 for 61, .377) that upped his average to the .310 mark...homed four times in three games, May 18-21, including a season high two homers and five RBI on May 21 at Rancho Cucamonga...May his best month of the season as he batted .315 with 8 HR and 24 RBI in 26 games...was batting .291 with 18 HR and 65 RBI on July 19 when he broke his left thumb...placed on the disabled list the next day and did not return until August 10...was 0 for 6 in his first five games upon his return...then went 17 for 69 (.246) to finish the season.

CAREER: 1993—signed with the A's as a non-drafted free agent on July 17 at the age of 17 but did not play. **1994**—played for the A's affiliate in the Dominican Summer League and batted .294...tied for the league lead with 18 home runs and led the A's with 62 RBI. **1995**—spent his first season in the United States at Southern Oregon and was the shortstop on the Northwest League All-Star team...tied for the league lead in triples (5), tied for second in games (74), was third in extra base hits (28), tied for third in RBI (44) and at bats (269), tied for fourth in total bases (115) and ranked fifth in runs (45) and walks (41)...also led all league shortstops in games (72), total chances (369), putouts (129) and assists (214)...led Southern Oregon in games, at bats, runs, hits (66), total bases, doubles (15), triples, home runs (8), RBI, walks and stolen bases (19).

DID YOU KNOW...

That Ariel Prieto, at the age of 26, was the oldest player ever chosen in the first round of the free agent draft. The previous oldest was Stan Hilton who was 22 years, 7½ months when the A's drafted him with the number five overall pick in June of 1983.

TEJADA, cont.

PERSONAL/MISCELLANEOUS: Originally signed by Juan Marichal as a non-drafted free agent at the age of 17 out of the Dominican Republic...resides in Bani, Dominican Republic, during the off-season.

LIFETIME PLAYING RECORD

Year	Club	AVG.	G	AB	R	H	2B	3B	HR	RBI	BB	SO	SB	CS
1993														
1994	Dominican A's	.294	74	218	51	64	9	1	18	62	37	36	13	5
1995	Southern Oregon	.245	74	269	45	66	15	5	8	44	41	54	19	2
1996	Modesto	.279	114	458	97	128	12	5	20	72	51	93	27	16

CAREER TRANSACTIONS:1993 — Signed as a non-drafted free agent, July 17.

10 DAVE VALLE C



David Valle
1997 Opening Day Age: 36
Born: Bayside, New York, October 30, 1960
Bats: Right **Throws:** Right
Height: 6-2 **Weight:** 220
Major League Service: 11 years, 34 days
Obtained: Signed as a free agent to a minor league contract, January 6, 1997.
Contract Status: First year of a one-year contract through 1997.

1996 HIGHLIGHTS — Started 22 games at catcher, seeing action in 35 total games behind the plate and five at first base...best stretches at the plate were .375 (9 for 24) in 10 games from June 3-July 21, going from .217 to .298, and .393 (11 for 28) in his final 11 games to up his average from .259 to its final .302...tied his career high with four RBI on June 16 at Boston...homed in that game, his first blast since June 30, 1994...other two homers came in a five game span, August 25-September 21, and all three came on the road...batted .480 (12 for 25) with runners in scoring position...committed just one error in 159 total chances behind the plate (.994) and threw out 7 of 22 (31.8%) attempted base stealers...was ejected for arguing balls and strikes on June 9 vs. Toronto...was on the Rangers post-season roster but did not appear in any of the Division Series games against the Yankees.

CAREER: **1978**—led Northwest League catchers in putouts (338), total chances (413) and double plays (6) in his first pro season at Bellingham. **1979**—batted .213 with 6 HR and 25 RBI in his second professional season at Alexandria of the Carolina League...went on the disabled list July 26 and missed the remainder of the season. **1980**—led California league catchers with 102 assists while playing for San Jose...also pitched one scoreless inning with two walks and two strikeouts in his only professional pitching appearance. **1981**—spent the season at Lynn, the Mariners Double-A affiliate...led Eastern League catchers with a .988 fielding percentage...was on the disabled list from June 24 to July 3. **1982**—spent his first season at Triple-A at Salt Lake City...his .209 batting average was his lowest since his first season...drove in just 28 runs in 75 games. **1983**—played for Double-A Chattanooga, but two stints on the disabled list limited him to just 53 games...was out from April 13 to June 20 and June 27 to July 7. **1984**—spent the entire year with Salt Lake City and was promoted to Seattle in September...hit .278 in 86 games and made his major league debut September 7...first big league start came on September 12 and he recorded his first hit on the 17th vs. Cleveland...first major league home run came off Chicago's LaMarr Hoyt on September 27 at the Kingdome. **1985**—was on the Mariners opening day roster...severely bruised his left thigh in a home plate collision with California's Bob Boone on April 25 and went on the disabled list the next day...was sent to Calgary on a rehab assignment on June 26 and was activated and optioned to the Cannons

on July 19...hit .344 in 42 games at Calgary and was recalled by Seattle on September 6. **1986**—spent most of the year at Calgary, setting professional bests in homers (21) and RBI (72)...appeared in five games with Seattle from June 19 to July 3 and returned in September...homered in back-to-back games, September 26-27 vs. Cleveland, including a three-run pinch homer on the 26th. **1987**—his first full season in the majors and he set a then club record for homers by a catcher with 12...was placed on the 15-day disabled list on April 17 with a hip pointer...activated on May 1 and went on to hit .300 with 10 homers and 36 RBI in 47 first half games. **1988**—struggled early in the year, batting .190 in April and May...suffered a deep bone bruise on his left hand when he was hit by Jesse Barfield's bat on his follow through on July 22 vs. Toronto...was placed on the DL where he remained until September 2...hit .297 in his final 11 games after his return...in addition to his catching duties, he also started one game at first base...batted .354 with runners in scoring position...had arthroscopic surgery on his left knee following the season on October 28. **1989**—began the season as the Mariners starting catcher...was batting .285 before tearing ligaments in his right knee in a home plate collision with Bill Spiers on May 28 at Milwaukee...after a two-game rehab stint at Calgary, was activated on July 6 and hit .194 the rest of the year...tied club record with four runs scored on May 13 vs. Boston. **1990**—started 98 games behind the plate...was hitting .263, including .346 in his last eight games, when he sustained bruised ribs in a home plate collision on May 17 at Toronto...was placed on the disabled list the next day and missed 29 games before being activated on June 17...homered in consecutive games off Charlie Hough and Nolan Ryan, August 21-22 at Arlington Stadium...his .997 fielding percentage was the best among American League catchers. **1991**—batted .080 in May and .073 in June and was at .135 at the All-Star break before producing a .261 second half average...batted .303 over his last 35 contests...homered in consecutive games, April 29-30 at Baltimore...his 129 games caught were the second most ever by a Mariner at that time. **1992**—improved his average from .194 to .240, an increase of 46 points that ranked as the seventh best rise in the American League...was disabled from May 9 to 26 with sprained ligaments in his left thumb...was 4 for 5 with a career high tying four RBI on August 31 vs. Boston. **1993**—set career highs for at bats (423), runs (48), hits (109), doubles (19), homers (13) and RBI (63)...led the majors in hit by pitches (17), a Mariners club record...caught 135 games, also a Seattle club record...was behind the plate for Chris Bosio's no-hitter on April 22 vs. Boston...tied his career high with an eight-game hitting streak, September 5-13. **1994**—combined to bat .232 with two homers and 10 RBI in 46 games with Boston and Milwaukee...started the year with the Red Sox, hitting .158 in 30 games, 24 starts...was Boston's opening day catcher...was traded to Milwaukee for Tom Brunansky on June 16 and batted .389 in 16 games with the Brewers, starting nine times at catcher and twice as the designated hitter...hit safely in his first six games with Milwaukee and batted .450 in his first eight contests...at that point, sustained a bruised left forearm when he was hit by a pitch on July 6 and was disabled on July 15 (retroactive to July 7)...was activated on July 22...tied a Brewers club record with three doubles on July 24 vs. Minnesota. **1995**—served as the Rangers back-up catcher, starting 22 games behind the plate...overall, he played in just 36 games, his fewest ever in a full major league season...had lowest career totals in most offensive categories...batted .302 from June 3 to August 20, upping his average from .154 to .246...batted .304 in the seventh inning or later...the Rangers were 14-8 in his 22 starts behind the plate...suffered a separated left shoulder during batting practice on September 9 at Milwaukee and missed the remainder of the season.

PERSONAL/MISCELLANEOUS: Graduated from Holy Cross HS (Flushing, New York) in 1978...hit .550 with 10 HR and 32 RBI as a senior...was first team All-New York City and a third team High School All-American...founded Esperanza International in 1995, a non-profit group designed to make loans to needy people in the Dominican Republic...was the recipient of the 1995 Jim Sundberg Community Achievement Award...Dave and his wife, Vicki, have three children, Philip, Natalia and Alina...resides in New Castle, Washington during the off-season.

VALLE, cont.

LIFETIME PLAYING RECORD

Year	Club	AVG.	G	AB	R	H	2B	3B	HR	RBI	BB	SO	SB	CS
1978	Bellingham	.204	57	167	12	34	2	0	2	21	16	34	3	4
1979	Alexandria	.213	58	169	17	36	5	0	6	25	23	24	1	2
1980	San Jose	.293	119	430	81	126	14	0	12	70	50	54	6	7
1981	Lynn	.258	93	318	38	82	16	0	11	54	36	48	3	5
1982	Salt Lake City	.209	75	234	28	49	11	1	4	28	26	26	0	2
1983	Chattanooga	.239	53	176	20	42	11	0	3	22	24	28	0	1
1984	Salt Lake City	.278	86	284	54	79	13	1	12	54	45	36	0	1
	SEATTLE	.296	13	27	4	8	1	0	1	4	1	5	0	0
1985	Calgary	.344	42	131	17	45	8	0	6	26	20	19	0	0
	SEATTLE	.157	31	70	2	11	1	0	0	4	1	17	0	0
1986	Calgary	.312	105	353	71	110	21	2	21	72	41	43	5	1
	SEATTLE	.340	22	53	10	18	3	0	5	15	7	7	0	0
1987	SEATTLE	.256	95	324	40	83	16	3	12	53	15	46	2	0
1988	SEATTLE	.231	93	290	29	67	15	2	10	50	18	38	0	1
1989	Calgary	.000	2	6	0	0	0	0	0	0	0	0	0	0
	SEATTLE	.237	94	316	32	75	10	3	7	34	29	32	0	0
1990	SEATTLE	.214	107	308	37	66	15	0	7	33	45	48	1	2
1991	SEATTLE	.194	132	324	38	63	8	1	8	32	34	49	0	2
1992	SEATTLE	.240	124	367	39	88	16	1	9	30	27	58	0	0
1993	SEATTLE	.258	135	423	48	109	19	0	13	63	48	56	1	0
1994	BOSTON	.158	30	76	6	12	2	1	1	5	9	18	0	1
	MILWAUKEE	.389	16	36	8	14	6	0	1	5	9	4	0	1
1995	TEXAS	.240	36	75	7	18	3	0	0	5	6	18	1	0
1996	TEXAS	.302	42	86	14	26	6	1	3	17	9	17	0	0
M.L. Totals		.237	970	2775	314	658	121	12	77	350	258	413	5	7

CAREER TRANSACTIONS:1978 — Selected by the Seattle Mariners organization in the 2nd round of the free agent draft, June 6. 1985 — On disabled list, April 26 to July 19; included rehabilitation disability assignment to Calgary, June 26 to July 12. 1987 — On disabled list, April 17 to May 7. 1988 — On disabled list, July 23 to September 2. 1989 — On disabled list, May 30 to July 6; included rehabilitation disability assignment to Calgary, July 4 to 6. 1990 — On disabled list, May 18 to June 17. 1991 — On suspended list, July 21 to 24. 1992 — On disabled list, May 9 to 26. 1993 — Granted free agency, October 26; signed by the Boston Red Sox, December 30. 1994 — Traded to the Milwaukee Brewers for outfielder Tom Brunansky, June 16. On disabled list, July 7 to 22. Granted free agency, October 21; signed by the Texas Rangers, December 6. 1996 — Granted free agency, November 1. 1997 — Signed by the Oakland Athletics organization, January 6.

DIVISION SERIES RECORD

Year	Club/Opp.	AVG.	G	AB	R	H	2B	3B	HR	RBI	BB	SO	SB	CS
1996	TEX vs. N.Y.													

(Did not play)

BATTING BREAKDOWN

1996	CAREER									
AVG.	AB	H	HR	RBI	vs. TEAM	AVG.	AB	H	HR	RBI
.375	8	3	1	3	ANAHEIM	.248	262	65	9	39
.375	8	3	0	2	BALTIMORE	.324	182	59	7	39
.333	6	2	1	4	BOSTON	.299	197	59	10	39
.300	10	3	0	1	CHICAGO	.241	261	63	4	24
.000	3	0	0	0	CLEVELAND	.252	230	58	9	39
.250	4	1	0	0	DETROIT	.285	187	44	9	25
.000	4	0	0	0	KANSAS CITY	.210	233	49	3	16
.353	17	6	0	4	MILWAUKEE	.232	211	49	3	29
.250	8	2	1	2	MINNESOTA	.216	236	51	6	22
.200	10	2	0	0	NEW YORK	.191	183	35	0	13
1.000	1	1	0	0	SEATTLE	.333	9	3	0	1
—	0	0	0	0	TEXAS	.217	212	46	6	25
.400	5	2	0	1	TORONTO	.222	189	42	6	24

A's PITCHERS CAREER HITTING

PITCHER	G	AB	R	H	2B	3B	HR	RBI	BB	SO	SB	AVG
Telgheder	31	21	1	3	1	0	0	1	1	11	0	.143

1996						CAREER					
AVG.	AB	H	HR	RBI	vs. TEAM	AVG.	AB	H	HR	RBI	
.279	43	12	1	8	BEFORE ASB	.236	1461	347	46	183	
.326	43	14	2	9	AFTER ASB	.237	1314	311	31	167	
.295	44	13	0	7	HOME	.238	1425	339	32	175	
.310	42	13	3	10	AWAY	.236	1350	319	45	175	
.500	22	11	2	10	vs. LEFT	.265	961	255	37	139	
.234	64	15	1	7	vs. RIGHT	.222	1814	403	40	211	
.250	44	11	2	9	DAY	.230	708	163	22	77	
.357	42	15	1	8	NIGHT	.239	2067	495	55	273	
.333	12	4	0	2	APRIL	.225	485	109	17	60	
.125	8	1	0	0	MAY	.239	415	99	9	51	
.304	23	7	1	6	JUNE	.251	399	100	13	48	
.250	12	3	0	2	JULY	.226	430	97	14	56	
.333	18	6	1	4	AUGUST	.236	423	100	10	44	
.385	13	5	1	3	SEPT/OCT	.246	623	153	14	91	

MAJOR LEAGUE FIELDING STATS

OUTFIELD

CATCHER

YEAR	PCT.	G	PO	A	E	TC	DP
1987	—	1	0	0	0	0	0
Totals	—	1	0	0	0	0	0

YEAR	PCT.	G	PO	A	E	TC	DP	PB
1984	1.000	13	56	5	0	61	0	2
1985	.976	31	117	7	3	127	0	0
1986	.982	12	53	1	1	55	0	1
1987	.989	75	420	34	5	459	2	2
1988	.989	84	484	47	6	537	7	5
1989	.993	93	496	52	4	552	3	6
1990	.997	104	631	44	2	677	9	9
1991	.992	129	669	52	6	727	9	15
1992	.990	122	606	62	7	675	10	4
1993	.995	135	881	71	5	957	13	8
1994	.986	40	203	7	3	213	1	3
1995	.993	29	137	12	1	150	0	2
1996	.994	35	145	13	1	159	2	0
Totals	.992	902	4898	407	44	5349	56	57

VALLE'S BEST

SEASON

AVG: .258 (1993)
 H: 109 (1993)
 HR: 13 (1993)
 RBI: 63 (1993)
 SB: 2 (1987)
 HIT STREAK: 8 (twice), last time: 9/5-13, 1993
 CAREER GRAND SLAMS: 1, 9/16/91 at Boston

GAME

H: 4 (five times), last time: 8/31/92 vs. Boston
 HR: 2, 4/9/87 at California
 RBI: 4 (seven times), last time: 6/16/96 at Boston

FIRST BASE

YEAR	PCT.	G	PO	A	E	TC	DP
1986	.975	4	37	2	1	40	3
1987	1.000	2	2	0	0	2	0
1988	1.000	1	6	0	0	6	1
1990	1.000	1	2	0	0	2	0
1991	1.000	2	7	0	0	7	0
1994	1.000	2	1	0	0	1	0
1995	1.000	7	20	1	0	21	2
1996	1.000	5	5	0	0	5	1
Totals	.988	24	80	3	1	84	7

39

STEVE WOJCIECHOWSKI

LHP



Steven Joseph Wojciechowski

1997 Opening Day Age: 26

Born: Blue Island, Illinois, July 29, 1970

Bats: Left Throws: Left

Height: 6-2 Weight: 202

Major League Service: 158 days

Obtained: Oakland's 4th round selection in the June, 1991 free agent draft.

Contract Status: First year of a one-year contract through 1997.

1996 HIGHLIGHTS — Like other A's starters, it was a split season for Steve...went 5-0 with a 3.16 ERA over his first eight games, seven starts, and 0-5 with a 8.51 ERA over his last eight starts...began the season at Edmonton but was brought up to Oakland on April 15 when the A's needed their fifth starter...had a no decision at Texas that night, lasting just 1.2 innings after being hit in the finger by a Hamilton line drive...but, after a relief appearance,

he won each of his next four starts (2.81 ERA)...picked off two batters (Hocking and Reboulet) in the third inning on May 10 vs. Minnesota...after a no-decision, he won his career high fifth straight on May 22 at New York to become the first A's starting pitcher to start the season 5-0 since Dave Stewart won his first six decisions in 1990...then lost each of his next four starts (8.84 ERA)...went 0-1 over his final four starts and although the A's won each of his three no decisions, he posted a 8.20 ERA...was optioned to Edmonton on July 5 and finished the season with the Trappers...was 4-3 with a 3.73 ERA in 11 starts with the PCL Champions...highlight came on August 9 vs. Phoenix when he carried a perfect game into the ninth inning before finishing with a one hit shutout...with Oakland opponents hit .300 (97 for 323) off Steve, but just .234 (11 for 47) by left handers...opponents average improved to .353 with runners on base which was third highest in the league.

CAREER: 1991—assigned to Southern Oregon after he signed his first pro contract June 7th...spent the summer in Medford and went 2-5 with a 3.76 ERA in 16 games, 11 starts. 1992—spent his year in Modesto but was limited to 14 starts and 66.1 innings after a sore left elbow had him on Modesto's disabled list from June 16th to August 6th. 1993—opened the year at Modesto but after winning 8 of his first 10 decisions was bumped up to Huntsville June 23...before he left for Double-A, tossed the California League's only one-hitter in 1993 on April 18th vs. San Jose...placed in Huntsville's starting rotation and went 4-6 in 13 starts...for the year, combined at both stops, was 12-8 in 27 starts with a 3.78 ERA. 1994—led the Southern League Champion Huntville Stars in starts (26), innings (177.0) and strikeouts (114) and with 10 victories tied for second best on the staff to Wasdin's 12...held league hitters to a .230 average which was the 5th lowest among starting pitchers...on July 6th at Birmingham carried a no hitter and a 5-0 lead into the 9th inning but wound up with a no decision after 2 hits, 3 walks and 2 errors helped Birmingham score 6 times...was a member of the A.L. Double-A All-Star team and pitched one scoreless inning in the game...made two nearly identical starts in the Southern League playoffs to win a game in both the division championship and league championship series...won game two of the divisional playoffs over Chattanooga allowing 2 earned runs over 8.0 innings...then, eight days later, won his second post season game as he again allowed 2 earned runs in 8.0 innings, this time vs. Carolina in game three of the league championship. 1995—started the season at Edmonton but was called up to Oakland after the All-Star Break and spent the remainder of the season in the majors...was 6-3 with a 3.69 ERA in 14 games, 12 starts at Edmonton when the A's called on July 18...made his major league debut that night in a start against Milwaukee...took the loss, allowing 3 runs on 8 hits in 5 innings in the A's 4-0 loss...last three July outings were in relief but he moved into the starting rotation in August and his next 6 outings were starts...picked up his first M.L. win on August 14 at Kansas City...allowed 5 runs in the third inning but blanked the Royals in his other 4 innings of work in a game the A's would go on to win 13-5...moved back to the bullpen September 8 and made his last 4 appearances in relief...season breakdown was 2-3, 5.30 ERA in 7 starts and 0-0, 4.76 ERA in 7 relief appearances...allowed opponents a .273 batting average which broke down to .290 (42 for 145) as a starter and .214 (9 for 42) in relief...the opposition hit .048 (1 for 21) off Steve with RISP & two outs.

LONGEST SCORELESS STREAKS BY OAKLAND A's PITCHERS

37	August 13 to August 17, 1983
32	June 11 to June 14, 1968
29	August 27 to August 31, 1996
29	April 9 to April 12, 1978
29	May 27 to May 30, 1976
29	June 3 to June 5, 1972
29	July 30 to August 2, 1972
29	July 21 to July 24, 1968
28	April 11 to April 14, 1971
27	April 10 to April 13, 1981

PERSONAL/MISCELLANEOUS: Graduated from T.F. North High School (Calumet City, Illinois) in 1988...following high school accepted a baseball scholarship to St. Xavier College, an NAIA school in Chicago...scouted and signed by Marty Miller...makes his off season home in Calumet City, Illinois.

LIFETIME PITCHING RECORD

Year	Club	W	L	ERA	G	GS	CG	SHO	SV	IP	H	R	ER	BB	SO
1991	Southern Oregon	2	5	3.76	16	11	0	0	0	67.0	74	45	28	29	50
1992	Modesto	6	3	3.53	14	14	0	0	0	66.1	60	32	26	27	53
1993	Modesto	8	2	2.55	14	14	1	1	0	84.2	64	29	24	36	52
	Huntsville	4	6	5.32	13	13	1	1	0	67.2	91	50	40	30	52
1994	Huntsville	10	5	3.10	27	26	1	0	0	177.0	148	72	61	62	114
1995	Edmonton	6	3	3.69	14	12	2	1	0	78.0	75	37	32	21	39
	OAKLAND	2	3	5.18	14	7	0	0	0	48.2	51	28	28	28	13
1996	Edmonton	4	3	3.73	11	11	1	1	0	60.1	56	32	25	21	46
	OAKLAND	5	5	5.65	16	15	0	0	0	79.2	97	57	50	28	30
M.L. Totals		7	8	5.47	30	22	0	0	0	128.1	148	85	78	56	43

CAREER TRANSACTIONS: 1991 — Selected by the Oakland Athletics organization in the 4th round of the free agent draft, June 3.

PITCHING BREAKDOWN

1996		CAREER														
ERA	W	L	SV	G	IP	H	ER	vs. TEAM	ERA	W	L	SV	G	IP	H	ER
11.25	0	0	0	2	8.0	16	10	ANAHEIM	9.90	0	0	0	3	10.0	17	11
—	0	0	0	0	0.0	0	0	BALTIMORE	7.20	0	1	0	1	5.0	6	4
7.71	0	1	0	2	9.1	12	8	BOSTON	7.71	0	1	0	2	9.1	12	8
9.00	0	0	0	1	1.0	1	1	CHICAGO	4.50	0	0	0	2	2.0	2	1
—	0	0	0	0	0.0	0	0	CLEVELAND	0.00	0	0	0	1	4.0	2	0
3.97	1	0	0	2	11.1	13	5	DETROIT	3.97	1	0	0	2	11.1	13	5
2.45	1	0	0	1	7.1	9	2	KANSAS CITY	5.11	2	0	0	2	12.1	15	7
5.06	1	1	0	2	10.2	12	6	MILWAUKEE	5.17	1	2	0	3	15.2	20	9
5.84	1	1	0	2	12.1	15	8	MINNESOTA	5.12	1	1	0	4	19.1	22	11
3.09	1	1	0	2	11.2	8	4	NEW YORK	2.45	2	2	0	4	22.0	15	6
—	0	0	0	0	0.0	0	0	SEATTLE	7.94	0	0	0	1	5.2	8	5
10.80	0	0	0	1	1.2	3	2	TEXAS	5.40	0	0	0	2	3.1	3	2
5.68	0	1	0	1	6.1	8	4	TORONTO	9.72	0	1	0	3	8.1	13	9
5.65	5	5	0	16	79.2	97	50	BEFORE ASB	5.65	5	5	0	16	79.2	97	50
—	0	0	0	0	0.0	0	0	AFTER ASB	5.18	2	3	0	14	48.2	51	28
6.23	2	3	0	7	30.1	38	21	HOME	5.37	3	4	0	13	52.0	59	31
5.29	3	2	0	9	49.1	59	29	AWAY	5.54	4	4	0	17	76.1	89	47
6.21	2	4	0	9	42.0	52	29	DAY	5.55	3	5	0	14	58.1	66	36
5.02	3	1	0	7	37.2	45	21	NIGHT	5.40	4	3	0	16	70.0	82	42
2.87	2	0	0	4	15.2	13	5	APRIL	2.87	2	0	0	4	15.2	13	5
4.71	3	1	0	5	28.2	32	15	MAY	4.71	3	1	0	5	28.2	32	15
7.71	0	4	0	6	30.1	43	26	JUNE	7.71	0	4	0	6	30.1	43	26
7.20	0	0	0	1	5.0	9	4	JULY	6.75	0	1	0	5	16.0	24	12
—	0	0	0	0	0.0	0	0	AUGUST	5.93	2	1	0	5	27.1	31	18
—	0	0	0	0	0.0	0	0	SEPT/OCT	1.74	0	1	0	5	10.1	5	2

MAJOR LEAGUE FIELDING TOTALS

PITCHER

YEAR	PCT.	G	PO	A	E	TC	DP
1995	1.000	14	1	8	0	9	0
1996	1.000	16	1	10	0	11	0
Totals	1.000	30	2	18	0	20	0

WOJCIECHOWSKI'S BEST SEASON

W: 5 (1996)

SV: —

CG: —

ERA: 5.18 (1995)

G: 16 (1996)

IP: 79.2 (1996)

SO: 30 (1996)

LONGEST WINNING STREAK: 5, 4/23-5/22, 1996

LONGEST LOSING STREAK: 5, 5/27-6/23, 1996

GAME

LOW HIT CG: —

IP: 7.2, 5/17/96 at Boston

SO: 5, 5/10/96 vs. Minnesota

1997 OAKLAND ATHLETICS ROSTER

MANAGER: Art Howe (18)

TRAVELING SECRETARY: Mickey Morabito

COACHES: 3 Bob Cluck, 9 Duffy Dyer, 15 Denny Welling, 35 Brad Fischer, 38 Ron Washington, 46 Bob Alejo

EQUIPMENT MANAGER: Steve Vucinich

TRAINERS: Barry Weinberg, Larry Davis

VISITING CLUBHOUSE MANAGER: Mike Thalblum

NO	PITCHERS (20)	B	T	HT	WT	BORN	BIRTHPLACE	RESIDENCE	1996 CLUBS	W	L	ERA	G	GS	CG	SV	IP	H	R	ER	BB	SO	ML SERVICE	NUMERICAL ROSTER
55	ACRE, Mark	R	R	6-8	246	9-16-68	Concord, CA	Scottsdale, AZ	Edmonton	6	2	2.09	39	0	0	8	430	33	11	10	16	50	2 yrs, 40 days	2 McDonald, IF
40	ADAMS, Willie	R	R	6-7	211	10-8-72	Gallup, NM	La Mirada, CA	OAKLAND	1	3	6.12	22	0	0	2	250	38	17	17	9	18	72 days	3 Cluck, Coach
54	CHOUINARD, Bobby	R	R	6-1	172	5-1-72	Manila, Philippines	Forest Grove, OR	Edmonton	3	4	4.01	12	1	0	76.1	76	39	34	23	68	45	79 days	4 Griewe, OF (NR)
58	DALE, Carl	R	R	6-2	215	12-7-72	Indianapolis, IN	Cookeville, TN	OAKLAND	4	2	2.77	15	0	0	84.1	70	32	26	24	45	79 days	5 Cole, OF (NR)	
60	DUNBAR, Matt	L	L	6-0	175	10-15-68	Tallahassee, FL	Tallahassee, FL	OAKLAND	4	2	6.10	13	1	0	59.0	75	41	40	32	32	102	None	6 Catalano, IF
42	GROOM, Buddy	L	L	6-2	205	7-10-65	Dallas, TX	Waxahachie, TX	Modesto	8	2	4.28	26	24	0	0	128.1	124	79	61	72	102	None	7 Brosius, 3B
51	JOHNS, Doug	R	L	6-2	193	12-19-67	South Bend, IN	Plantation, FL	Greensboro	1	1	1.93	2	0	0	14.0	6	3	4	19	54	43	None	8 Gates, 2B
59	JOHNSON, Dane	R	R	6-5	205	2-10-63	Coral Gables, FL	Miami, FL	Columbus	2	0	1.74	14	0	0	20.2	12	6	4	13	16	59	None	9 Dyer, Coach
20	KARSAY, Steve	R	R	6-3	209	3-24-72	Flushing, NY	Homer City, PA	Norwich	4	2	1.78	33	6	0	1	70.2	59	33	14	28	59	None	10 Valle, C (NR)
32	MOHLER, Mike	R	L	6-2	209	7-26-68	Dayton, OH	Gonzales, LA	OAKLAND	5	0	3.84	72	1	0	2	77.1	85	37	33	34	57	3 yrs, 129 days	11 Young, OF
37	MONTGOMERY, Steve	R	R	6-4	212	12-25-70	Westminster, CA	Corona Del Mar, CA	OAKLAND	6	12	5.98	40	23	1	1	158.0	187	112	105	69	71	1 yr, 52 days	12 Slaus, OF
41	MONTOYA, Wilmer	R	R	5-10	165	3-15-74	Garabobo, Venezuela	Garabobo, Venezuela	Syracuse	3	2	2.45	43	0	0	22	51.1	37	14	14	17	51	85 days	13 Molina, C
48	PRIETO, Ariel	R	R	6-3	230	10-22-69	Havana, Cuba	Naples, FL	TORONTO	0	0	3.00	10	0	0	0	90	5	3	3	5	7	None	14 Lennon, OF (NR)
57	RIGBY, Brad	R	R	6-6	195	5-14-73	Milwaukee, WI	Longwood, FL	Modesto	0	1	2.65	14	14	0	0	34.0	35	16	10	1	31	2 yr, 48 days	15 Walling, Coach
30	SMALL, Aaron	R	R	6-5	214	11-23-71	Oxnard, CA	Knoxville, TN	OAKLAND	6	3	3.67	72	0	0	7	81.0	79	36	33	41	64	2 yrs, 74 days	16 Giambi, OF/IF
22	TAYLOR, Bill	R	R	6-8	232	10-16-61	Monticello, FL	Thomasville, GA	Edmonton	2	0	2.89	37	0	0	1	56.0	51	19	18	12	40	39 days	17 Magadan, IF (NR)
50	TELGHEDE, Dave	R	R	6-3	213	11-11-66	Middletown, NY	Slate Hill, NY	OAKLAND	1	0	9.22	8	0	0	0	13.2	18	14	14	13	8	None	18 Howe, Manager
		R	R	6-3	213	11-11-66	Middletown, NY	Slate Hill, NY	Kinston	1	2	1.20	11	0	0	2	15.0	10	5	2	6	12	None	19 Williams, C
		R	R	6-3	230	10-22-69	Havana, Cuba	Naples, FL	Canton-Akron	2	5	3.38	43	0	0	23	50.2	41	24	19	28	42	None	20 Karsay, RHP
		R	R	6-3	230	10-22-69	Havana, Cuba	Naples, FL	Edmonton	0	0	3.00	2	1	0	1	9.0	9	4	3	2	8	1 yr, 94 days	21 Splizio, IF
		R	R	6-6	195	5-14-73	Milwaukee, WI	Longwood, FL	OAKLAND	3	0	0.57	3	3	0	0	15.2	11	1	1	6	18	None	22 Taylor, RHP
		R	R	6-5	214	11-23-71	Oxnard, CA	Knoxville, TN	OAKLAND	6	7	4.15	21	2	2	0	125.2	130	66	58	54	75	None	23 Battle, OF
		R	R	6-5	214	11-23-71	Oxnard, CA	Knoxville, TN	Huntsville	9	12	3.95	26	3	0	1	159.1	161	89	70	59	127	None	24 Leshar, OF
		R	R	6-8	232	10-16-61	Monticello, FL	Thomasville, GA	Edmonton	8	6	4.29	25	19	1	0	119.2	111	65	57	28	83	87 days	25 McGwire, 1B
		R	R	6-8	232	10-16-61	Monticello, FL	Thomasville, GA	OAKLAND	1	3	8.16	12	3	0	0	28.2	37	28	26	22	17	None	26 Bourjail, IF
		R	R	6-3	213	11-11-66	Middletown, NY	Slate Hill, NY	Edmonton	0	0	0.79	7	0	0	4	11.1	10	1	1	3	13	2 yrs, 156 days	28 Batista, IF
		R	R	6-3	213	11-11-66	Middletown, NY	Slate Hill, NY	OAKLAND	6	3	4.33	55	0	0	17	60.1	52	30	29	25	67	None	29 Berroa, OF/DH
		R	R	6-3	213	11-11-66	Middletown, NY	Slate Hill, NY	Modesto	1	0	1.50	1	1	0	0	6.0	4	3	1	1	3	1 yr, 95 days	30 Small, RHP
		R	R	6-3	213	11-11-66	Middletown, NY	Slate Hill, NY	Edmonton	8	6	4.17	17	17	1	0	101.1	102	53	47	23	59	None	31 Mashore, OF (NR)
		R	R	6-3	213	11-11-66	Middletown, NY	Slate Hill, NY	OAKLAND	4	7	4.65	16	14	1	0	79.1	92	42	41	26	43	None	


NO	PITCHERS (20)	B	T	HT	WT	BORN	BIRTHPLACE	RESIDENCE	1996 CLUBS	W	L	ERA	G	GS	CG	SV	IP	H	R	ER	BB	SO	ML SERVICE	NUMERICAL ROSTER	
53	WAGNER, Bret	L	R	6-0	205	4-18-73	Harrisburg, PA	New Cumberland, PA	Huntsville	8	6	4.23	27	27	0	0	134.0	125	77	63	77	98	None	32 Mohler, LHP	
56	WENIGERT, Don	R	R	6-2	212	11-6-69	Sioux City, IA	Sioux City, IA	OAKLAND	7	11	5.58	36	25	1	0	161.1	200	102	100	60	75	1 yr, 106 days	33 Canseco, DH/OF	
52	WITASICK, Jay	R	R	6-4	234	8-28-72	Baltimore, MD	Beth Air, MD	Huntsville	0	3	2.30	25	6	0	4	66.2	47	21	17	28	63	51 days	35 Fischer, Coach	
									Edmonton	0	0	4.15	6	0	0	2	8.2	9	4	4	6	9		36 Lewis, RHP (NR)	
									OAKLAND	1	1	6.23	12	0	0	0	13.0	12	9	4	9	12		37 Montgomery, RHP	
									1996 CLUBS	AVG	G	AB	R	H	2B	3B	HR	RBI	BB	SO	SB	ML SERVICE	38 Washington, Coach		
									Edmonton	.263	98	342	45	90	12	3	12	56	25	53	0	2	46 days	39 Wojciechowski, LHP (NR)	
									OAKLAND	.200	14	25	0	5	2	0	0	1	1	3	0	0		40 Adams, RHP	
									Edmonton	.404	14	57	10	23	5	0	5	18	6	11	0	1 yr, 60 days	41 Montoya, RHP		
									OAKLAND	.152	56	132	17	20	5	0	3	10	28	32	0		42 Groom, LHP		
									1996 CLUBS	AVG.	G	AB	R	H	2B	3B	HR	RBI	BB	SO	SB	ML SERVICE	44 Herrera, OF		
									Edmonton	.322	57	205	33	66	17	4	8	40	15	30	2	116 days	45 Oquist, RHP (NR)		
									OAKLAND	.298	74	238	38	71	10	2	6	25	19	49	7		46 Alejo, Coach		
									OAKLAND	.242	88	252	33	61	14	2	0	18	16	19	4	2 yrs, 4 days	47 Cox, IF		
									Edmonton	.625	3	8	5	1	0	0	0	3	1	0	3	1	0	4 yrs, 117 days	48 Prieto, RHP
									OAKLAND	.304	114	428	73	130	25	0	22	71	59	85	7		49 Garrison, IF (NR)		
									Jacksonville	.298	132	497	105	148	34	6	17	67	74	69	15	None	50 Telgheder, RHP		
									Huntsville	.281	104	381	59	107	21	1	12	61	51	65	2	None	51 Johns, LHP		
									OAKLAND	.263	64	247	26	65	19	2	2	30	18	35	1	3 yrs, 152 days	52 Witasick, RHP		
									Edmonton	.238	137	479	71	114	7	5	8	46	63	82	33	None	53 Wagner, LHP		
									OAKLAND	.312	130	423	104	132	21	0	52	113	116	112	0	10 yrs, 47 days	54 Chouinard RHP		
									Edmonton	.262	140	523	87	137	30	4	20	91	56	66	6	17 days	55 Acre, RHP		
									OAKLAND	.310	9	29	6	9	2	0	2	8	4	4	0	0		56 Wengert, RHP	
									1996 CLUBS	AVG.	G	AB	R	H	2B	3B	HR	RBI	BB	SO	SB	ML SERVICE	57 Rigby, RHP		
									Edmonton	.304	62	224	53	68	12	4	3	33	37	37	9	1 yr, 30 days	58 Dale, RHP		
									OAKLAND	.192	47	130	20	25	3	0	1	5	17	26	10		59 Johnson, RHP		
									OAKLAND	.290	153	586	101	170	32	1	36	106	47	122	0	4 yrs, 152 days	60 Dunbar, LHP		
									BOSTON	.289	96	360	68	104	22	1	28	82	63	82	3	11 yrs, 35 days	61 Nichting, RHP (NR)		
									Pawtucket	.167	2	6	1	1	0	0	0	1	1	5	0		62 Ricci, RHP (NR)		
									OAKLAND	.291	140	536	84	156	40	1	20	79	51	95	0	1 yr, 95 days	63 Hinch, C (NR)		
									Huntsville	.286	23	84	18	24	4	0	1	7	14	15	3	1 yr, 27 days	64 Espada, IF (NR)		
									OAKLAND	.269	108	320	44	86	15	1	6	30	20	59	8		65 Hernandez, C (NR)		
									Edmonton	.287	109	414	57	119	29	2	18	75	36	108	6	36 days	66 Gubanich, C (NR)		
									OAKLAND	.232	26	82	11	19	3	0	5	16	5	17	0		67 Ardoin, C (NR)		
									Edmonton	.344	51	180	35	62	16	1	8	41	21	34	0	1 yr, 77 days	68 Tejada, IF (NR)		
									OAKLAND	.277	61	137	21	38	5	1	10	23	19	23	1				
									OAKLAND	.242	141	462	72	112	19	4	19	64	52	118	7	1 yr, 109 days			

NO	OUTFIELDERS (8)	B	T	HT	WT	BORN	BIRTHPLACE	RESIDENCE	1996 CLUBS	W	L	ERA	G	GS	CG	SV	IP	H	R	ER	BB	SO	ML SERVICE	NUMERICAL ROSTER
23	BATTLE, Allen	R	R	6-0	173	11-29-68	Granham, NC	Mobile, AL	Edmonton	.304	62	224	53	68	12	4	3	33	37	37	9	1 yr, 30 days		
29	BERRON, Geromino	R	R	6-0	210	3-18-65	Santo Domingo, D.R.	New York, NY	OAKLAND	.192	47	130	20	25	3	0	1	5	17	26	10			
33	CANSECO, Jose	R	R	6-4	240	7-2-64	Havana, Cuba	Fl. Lauderdale, FL	BOSTON	.289	96	360	68	104	22	1	28	82	63	82	3	11 yrs, 35 days		
16	GIAMBI, Jason	L	R	6-2	218	1-8-71	West Covina, CA	Covina, CA	Pawtucket	.167	2	6	1	1	0	0	0	1	1	5	0			
44	HERRERA, Jose	L	L	6-0	172	8-30-72	Santo Domingo, D.R.	Santo Domingo, D.R.	OAKLAND	.286	23	84	18	24	4	0	1	7	14	15	3	1 yr, 27 days		
24	LESHER, Brian	R	L	6-5	205	3-5-71	Antwerp, Belgium	Scottsdale, AZ	Edmonton	.269	108	320	44	86	15	1	6	30	20	59	8			
12	STAIRS, Matt	L	R	5-9	212	2-27-68	St. John, NB, Can.	Stanley, NB, Can.	OAKLAND	.232	26	82	11	19	3	0	5	16	5	17	0			
11	YOUNG, Ernie	R	R	6-1	214	7-8-69	Chicago, IL	Mesa, AZ	OAKLAND	.242	141	462	72	112	19	4	19	64	52	118	7	1 yr, 109 days		

1997 NON-ROSTER PLAYERS INVITED TO SPRING TRAINING

NO	PITCHERS (5)	B	T	HT	WT	BORN	BIRTHPLACE	RESIDENCE	1996 CLUBS											ML SERVICE		
									W	L	ERA	G	GS	CG	SV	IP	H	R	ER		BB	SO
36	LEWIS, Richie	R	R	5-10	175	1-25-66	Muncie, IN	Ft. Lauderdale, FL	0	0	2.25	2	0	0	0	4.0	1	1	1	1	4	3 yrs, 90 days
61	NIGHTING, Chris	R	R	6-1	205	5-13-66	Cincinnati, OH	Cincinnati, OH	4	6	4.18	72	0	0	2	90.1	78	45	42	65	78	1 yr, 34 days
45	OQUIST, Mike	R	R	6-2	170	5-30-68	La Junta, CO	La Junta, CO	1	0	1.00	4	1	0	0	9.0	9	1	1	3	7	1 yr, 121 days
62	RICCI, Chuck	R	R	6-2	180	11-20-68	Abington, PA	Naples, FL	0	0	2.35	8	0	0	0	7.2	6	2	2	4	4	24 days
39	WOJICHOVSKI, Steve	L	L	6-2	202	7-29-70	Blue Island, IL	Calumet City, IL	8	4	3.1	60	0	0	13	80.2	56	30	27	32	79	158 days
NO CATCHERS (5)									5	5	5.65	16	15	0	0	79.2	97	57	50	28	30	
1996 CLUBS									AVG.	G	AB	R	H	2B	3B	HR	RBI	BB	SO	SB	ML SERVICE	
67	ARDOIN, Danny	R	R	6-0	195	7-8-74	Mamou, LA	Ville Platte, LA	.262	91	317	55	83	13	3	6	34	47	81	5	1	None
66	GUBANICH, Creighton	R	R	6-3	200	3-27-72	Belleville, NJ	Phoenixville, PA	.276	62	217	40	60	19	0	9	43	31	71	1	1	None
65	HERNANDEZ, Ramon	R	R	6-0	206	5-20-76	Caracas, Venezuela	Cumano, Venezuela	.248	34	117	14	29	7	1	4	19	6	33	3	2	None
63	HINCH, A.J.	R	R	6-1	195	5-15-74	Waverly, IA	Cumano, Venezuela	.255	123	447	62	114	26	2	12	68	69	62	2	0	None
10	VALLE, Dave	R	R	6-2	220	10-30-60	Bayside, NY	Midwest City, OK	(Did not play)													
NO INFELDERS (4)									.302	42	86	14	26	6	1	3	17	9	17	0	11 yrs, 34 days	
1996 CLUBS									AVG.	G	AB	R	H	2B	3B	HR	RBI	BB	SO	SB	ML SERVICE	
64	ESPADA, Josue	R	R	5-10	175	8-30-75	Santurce, P.R.	Carolina, P.R.	.222	15	54	7	12	1	0	1	5	5	10	0	0	None
49	GARRISON, Webster	R	R	5-11	193	8-24-65	Maerero, LA	New Orleans, LA	.270	23	74	9	20	2	0	0	4	13	11	3	0	23 days
17	MAGADAN, Dave	L	R	6-4	210	9-30-62	Tampa, FL	Tampa, FL	.281	47	178	28	50	12	2	7	31	22	33	1	2	10 yrs, 29 days
68	TEJADA, Miguel	R	R	5-10	170	5-25-76	Bani, D.R.	Bani, D.R.	.303	80	294	56	89	18	0	10	49	41	47	2	0	None
NO OUTFELDERS (4)									.000	5	9	0	0	0	0	0	0	0	1	0	0	0
5	COLE, Alex	L	L	6-0	184	8-17-65	Fayetteville, NC	Clearwater, FL	.300	7	20	5	6	1	0	0	3	7	2	0	0	10 yrs, 29 days
4	GRIEVE, Ben	L	R	6-4	200	5-4-76	Arlington, TX	Arlington, TX	.222	3	9	0	2	1	0	0	1	1	2	0	0	None
14	LENNON, Patrick	R	R	6-2	230	4-27-68	Whiteville, NC	Pittsfield, MA	.254	78	169	23	43	10	0	3	17	29	23	0	0	None
31	MASHORE, Damon	R	R	5-11	195	10-31-69	Ponce, P.R.	Mesa, AZ	.279	114	458	97	128	12	5	20	72	51	93	27	0	5 yrs, 108 days
1996 CLUBS									AVG.	G	AB	R	H	2B	3B	HR	RBI	BB	SO	SB	ML SERVICE	
5	COLE, Alex	L	L	6-0	184	8-17-65	Fayetteville, NC	Clearwater, FL	.296	82	304	57	90	14	8	4	39	50	47	11	5	5 yrs, 108 days
4	GRIEVE, Ben	L	R	6-4	200	5-4-76	Arlington, TX	Arlington, TX	.222	24	72	13	16	5	1	0	7	8	11	5	0	None
14	LENNON, Patrick	R	R	6-2	230	4-27-68	Whiteville, NC	Pittsfield, MA	.356	72	281	61	100	20	1	11	51	38	52	8	0	None
31	MASHORE, Damon	R	R	5-11	195	10-31-69	Ponce, P.R.	Mesa, AZ	.337	63	232	34	55	8	1	8	32	35	53	0	0	None
1996 CLUBS									AVG.	G	AB	R	H	2B	3B	HR	RBI	BB	SO	SB	ML SERVICE	
5	COLE, Alex	L	L	6-0	184	8-17-65	Fayetteville, NC	Clearwater, FL	.233	14	30	5	7	3	0	0	1	7	10	0	0	121 days
4	GRIEVE, Ben	L	R	6-4	200	5-4-76	Arlington, TX	Arlington, TX	.327	68	251	37	82	16	2	12	42	28	82	3	0	None
14	LENNON, Patrick	R	R	6-2	230	4-27-68	Whiteville, NC	Pittsfield, MA	.268	50	183	32	49	9	1	8	29	19	48	6	0	117 days
31	MASHORE, Damon	R	R	5-11	195	10-31-69	Ponce, P.R.	Mesa, AZ	.267	50	105	20	28	7	1	3	12	16	31	4	0	None

**1996:
A LOOK
BACK**



1996 SEASON IN REVIEW

ABOUT THE A'S: Despite finishing under .500 for the fourth consecutive season, the A's posted their best record since winning the American League West in 1992, finishing the season 78-84...finished in third place in the division, 12 games behind Texas, and tied for sixth in the wild card race, 10 games behind Baltimore...opened the season in Las Vegas and went 2-4 in the season-opening six-game stand at Cashman Field...A's played 19 of the first 24 games away from the Coliseum but, by winning 7 of 8 from April 21-28, posted a 13-11 mark over that span...hovered around the .500 mark until the first East Coast trip (Boston, New York and Baltimore) in late May when then A's went 3-7 to drop to four games under .500 at 22-26...batted .284 in June and hit a franchise record 55 home runs...began a stretch of 22 consecutive games against A.L. West teams on June 27 and went 15-7 during that stretch, picking up 5½ games in the standings...opponents scored first in 14 of the 22 games but the A's came back to win 9 of those 14 games...scored an average of 7.3 runs per game while batting .303 with 48 doubles, 49 homers and 114 walks...after spending 73 of the first 95 days of the season in sole possession of fourth place, the A's moved into sole possession of third for good on July 16...homered in 23 consecutive games from July 2-27, falling two short of the major league record...but as the streak ended, so did the A's winning ways...swept a three-game series in Chicago following the 15-7 stretch against the West to move to a season high four games over .500 on July 24 (53-49) and pull to within 4½ games of first place Texas...then lost 23 of 33 games from July 25 through August 27 to drop back to a season low nine games under .500 (63-72)...that included a pair of season high five game losing streaks from August 13-16 and August 20-24...had fallen to a season high 13½ games out of first place on August 27 before playing .500 ball (12-12) in September.

PLAYERS USED: The A's used 43 players in 1996, including 23 players and 20 pitchers...17 rookies (9 players and 8 pitchers) appeared in at least one game for the A's including 11 who made their major league debut...12 different pitchers started a game for Oakland in 1996...the A's also used three catchers, eight first baseman, five second baseman, five third baseman, four shortstops, 13 outfielders and 14 designated hitters.

OFFENSE: The A's offense set club records in batting average (.265), runs (861), hits (1492), total bases (2546), doubles (283), home runs (243), RBI (823) and strikeouts (1114)...even though the batting average was the best by an A's team since 1941 (.268), the A's ranked 12th in the league...McGwire led the way with a .312 average, followed by Brosius with .304, giving the A's two .300 hitters for just the second time in Oakland history (Canseco and Dave Henderson in 1988)...A's home run total, topped by McGwire's 52 was a franchise record and was third best in the league...McGwire, Berroa and Steinbach each drove in 100 runs, giving the A's three players with 100 RBI for the first time in Oakland history and third time in franchise history (1930 and 32)...the A's 861 runs scored were the most since 1933 (875) and tied for fifth most in franchise history...Giambi led the A's with an Oakland record 40 doubles...A's stole just 58 bases, the fewest in Oakland history, and Battle's team leading total of 10 was also the fewest ever by an Oakland team leader.

HOME RUNS: The A's 243 home runs set a franchise record and ranked as third most in major league history...A's had three players (McGwire, Berroa and Steinbach) hit 30 home runs, the first time that has happened in Athletics history, the 13th time by an AL team and the 29th time in ML history...the trio of McGwire, Berroa and Steinbach combined for 123 home runs which set a franchise record and ranked as sixth most in ML history...the duo of McGwire and Berroa combined for 88 home runs which was second only in franchise history to Foxx and Simmons' 93 in 1932 and 11th best in ML history...hit a franchise record eight home runs on June 27 at California...seven different players homered in that game to tie a major league record...that was part of a four game span from June 25-29 when the A's hit a ML record tying 18 home runs...hit 55 home runs in June to set a franchise record (tied for second most in ML history) and followed that up by hitting 53 in July (tied for sixth most in ML history)...homered in 23 consecutive games from July 2-27 to set a club record and fall two short of the ML record.

DESIGNATED HITTERS: The A's used 14 different designated hitters, led by Berroa who made 89 starts as the DH...he batted .287 with 21 HR and 61 RBI...McGwire and Muñoz each made 18 starts as the DH...as a team, the A's designated hitters batted a combined .254 which ranked 11th in the league, 23 points below the league average...their 33 home runs ranked third and their 105 RBI ranked eighth.

PINCH HITTERS: The A's sent 121 pinch hitters to the plate in 1996 and batted .259 which ranked sixth in the league...Stairs topped the A's with 8 hits in 17 at bats and his .471 average was the best among all major leaguers with more than 10 at bats...A's were fifth in the league with four pinch homers, topped by Stairs with two...a total of 22 different players pinch hit for the A's in 1996.

THE DISABLED LIST: The A's used the disabled list just nine times in 1996, the fewest since using eight in 1990...Muñoz (left lateral knee strain) and Gates (fractured left tibia) missed the most time, missing the A's final 109 and 95 games respectively.

PITCHING: For the second straight season, the A's pitching staff set an Oakland record, posting a 5.20 ERA...that ranked 10th in the league, 21 points above the league average...it was the highest by an Athletics pitching staff since the 1955 team posted a 5.35 ERA in Kansas City...opponents hit .287, which was second highest in the A.L., 10 points above the league average...in addition to ERA, the pitching staff set Oakland records for hits (1638), runs (900) and home runs (205)...tied a club record with three consecutive shut-outs from August 28-31...18 pitchers won at least one game, including Adams, Chouinard, Montgomery and Witasick who picked up their first major league wins.

STARTERS: Posted a 47-65 record and a 5.57 ERA which tied for third highest in the league, 40 points above the league average...went the distance just seven times, the fewest complete games in franchise history...allowed a .295 opponents batting average, 13 points above the league average for starters...a total of 12 pitchers started for the A's in 1996...Wasdin led the team with eight wins, the fewest by an A's team leader in franchise history and the fourth time the Athletics have not had a 10-game winner...Adams' 4.01 ERA was the best among A's starters as was his .257 opponents batting average.

BULLPEN: A's relievers tied for the league lead with 31 wins and ranked eighth with a 4.59 ERA, eight points below the league average...A's went to the pen 418 times in 1996, second only in the league to the Tigers 426...bullpen allowed a .274 opponents batting average, seven points above the league average...18 different pitchers appeared in relief for the A's led by Groom and Mohler with 72 each...that marked the first time in franchise history the A's have had two pitchers appear in 70 games...eight different pitchers picked up a save, including a team leading 17 by Taylor...pen had 34 saves in 53 chances (64.2%)...Mohler, Corsi and Taylor topped A's relievers with six wins and Groom had the best ERA (3.65).

FIELDING: A's finished fifth in the league with a .984 fielding percentage...that ranked second only in franchise history to the .986 by the 1990 A's...topped the majors with an Oakland record 195 double plays, the most by an Athletics team since the 1951 Philadelphia A's turned 204...A's also turned the sixth triple play in Oakland history on April 7 vs. Detroit in Las Vegas...Young ranked third among AL outfielders with a .997 percentage and added eight assists to tie Plantier and Stairs for the team lead...Brosius was fourth among league third baseman (.969) and Bordick was fifth among shortstops (.979).

AT HOME: A's finished the season under .500 (40-41) at home for the third time in the last four years...won 11 home series (three by sweep), lost 11 (four by sweep) and split four...that includes a loss (by sweep) and a split in Las Vegas...for the first time since 1989, the A's had a higher batting average at home (.273), than on the road (.258)...five players hit better than .300 at home led by Brosius (.312) and Giambi (.312)...the A's hit a club record 113 home runs at home, including 103 in the Coliseum...McGwire topped the A's with 24...pitching staff had a 5.12 ERA at home compared to 5.28 on the road...allowed a .281 opponents batting average, compared to .294 on the road...Wasdin topped the A's with six wins at home and Taylor had a team leading seven saves.

ON THE ROAD: A's finished 38-43 on the road to post their best road record since 1992 (45-36)...won eight road series (three by sweep), lost 15 (one by sweep) and split three...hit .258 on the road paced by Batista (.336) and McGwire (.314)...A's hit a franchise record 130 home runs on the road which is second most in major league history...McGwire hit a franchise record tying 28 home runs away from the Coliseum...Reyes led the A's with six road wins and Taylor had 10 of the A's 21 saves on the road.

VS. THE WEST: A's had their best success against the West in 1996, posting a 22-17 record...won the season series against all three teams, including an 8-5 mark against Seattle which matched their most wins vs. any team in 1996...A's have now won 8 of the last 9 season series from the Mariners...went 7-6 against California to win the season series for the 10th consecutive season...were 11-9 at home and 11-8 on the road.

VS. THE CENTRAL: Finished 32-29 against Central Division foes, posting a 18-12 mark at home and 14-17 on the road...went 5-7 against Milwaukee, losing the season series for the sixth consecutive season...A's snapped a 13-game losing streak vs. the Indians on May 6 and won their first game ever in Jacobs field on June 12...swept a three-game series in Chicago, July 22-24, the A's first sweep in Chicago since June 30-July 2, 1970.

VS. THE EAST: Went 24-38 against the East in 1996 with the only series win coming against Detroit (8-4)...the eight wins vs. Detroit matched the A's most vs. any club in 1996 and it included Oakland's first ever sweep in Tiger Stadium, June 17-19...lost nine games to both Baltimore and New York, the A's most vs. one team in 1996...it was the most wins by the Yankees against the A's since 1979 (also 9)...were 13-18 on the road, 9-16 in the Coliseum and 2-4 in Las Vegas.

ATTENDANCE: A's finished last in the majors in attendance in 1996, drawing a total of 1,148,380 fans, an average of 14,355 per game...that total includes 54,923 in six games (9,154 avg.) in Las Vegas and 1,093,457 in 74 dates in the Coliseum (14,776 avg.)...season high was 36,129 on July 5 vs. California...low was 6,021 vs. Milwaukee on April 22, the lowest in the Coliseum since September 24, 1986 vs. Chicago (5,306)...A's attendance on the road was 2,091,338 which ranked eighth.

A's 1996 TEAM STATISTICS

BATTER	AVG.	G	AB	R	H	2B	3B	HR	RBI	SH	SF	HP	BB/IBB	SO	SB	CS	GI				
																	DP	E	SLG	OBP	
Batista	.298	74	238	38	71	10	2	6	25	0	2	1	19	0	49	7	3	2	5	.433	.350
Battle	.192	47	130	20	25	3	0	1	5	1	1	2	17	1	26	10	2	3	1	.238	.293
Berroa	.290	153	586	101	170	32	1	36	106	0	6	4	47	0	122	0	3	16	2	.532	.344
Bordick	.240	155	525	46	126	18	4	5	54	4	5	1	52	0	59	5	6	8	16	.318	.307
Bournigal	.242	88	252	33	61	14	2	0	18	8	0	1	16	0	19	4	3	6	2	.313	.290
Brosius	.304	114	428	73	130	25	0	22	71	1	5	7	59	4	85	7	2	11	10	.516	.393
Garrison	.000	5	9	0	0	0	0	0	0	0	0	0	0	0	0	0	0	0	1	.000	.100
Gates	.263	64	247	26	65	19	2	2	30	5	2	2	18	0	35	1	1	9	9	.381	.316
Giambi	.291	140	536	84	156	40	1	20	79	1	5	5	51	3	95	0	1	15	11	.481	.355
Herrera	.269	108	320	44	86	15	1	6	30	3	0	3	20	1	59	8	2	5	6	.378	.318
Johns	—	42	0	1	0	0	0	0	0	0	0	0	0	0	0	0	0	0	0	—	—
Leshner	.232	26	82	11	19	3	0	5	16	1	1	1	5	0	17	0	0	2	1	.451	.281
Lovullo	.220	65	82	15	18	4	0	3	9	3	1	2	11	0	17	1	2	0	1	.378	.323
Mashore	.267	50	105	20	28	7	1	3	12	1	1	1	16	0	31	4	0	2	1	.438	.366
McGwire	.312	130	423	104	132	21	0	52	113	0	1	8	116	16	112	0	0	14	10	.730	.467
Molina	.200	14	25	0	5	2	0	0	1	0	0	1	0	0	3	0	0	0	0	.280	.231
Moore	.063	22	16	4	1	1	0	0	0	0	0	0	2	0	6	1	0	0	0	.125	.167
Muñoz	.256	34	121	17	31	5	0	6	18	0	0	0	9	1	31	0	0	2	0	.446	.308
Plantier	.212	73	231	29	49	8	1	7	31	0	1	3	28	0	56	2	2	5	4	.346	.304
Spiezio	.310	9	29	6	9	2	0	2	8	2	0	0	4	1	4	0	1	0	2	.586	.394
Stairs	.277	61	137	21	38	5	1	10	23	0	1	1	19	2	23	1	1	2	1	.547	.367
Steinbach	.272	145	514	79	140	25	1	35	100	0	2	6	49	5	115	0	1	16	7	.529	.342
Williams	.152	56	132	17	20	5	0	3	10	2	1	3	28	1	32	0	0	3	3	.258	.311
Young	.242	141	462	72	112	19	4	19	64	3	4	7	52	1	118	7	5	13	1	.424	.326
pitchers	.000	162	0	1	0	0	0	0	0	0	0	0	0	0	0	0	0	0	9	.000	.000
TOTALS	.265	162	5630	861	1492	283	21	243	823	35	39	58	640	36	1114	58	35	134	103	.452	.344
OPPONENTS	.287	162	5700	900	1638	314	37	205	860	52	55	52	644	61	884	117	41	160	95	.463	.362

PITCHER	W	L	ERA	G	GS	CG	SHO	SV	IP	H	R	ER	HR	HB	BB	IBB	SO	WP	BK	AVG.	OPP
																					AVG.
Acre	1	3	6.12	22	0	0	0	2	25.0	38	17	17	4	2	9	4	18	0	0	.339	
Adams	3	4	4.01	12	12	1	1	0	76.1	76	39	34	11	5	23	3	68	2	0	.257	
Briscoe	0	1	3.76	17	0	0	0	1	26.1	18	11	11	2	0	24	2	14	3	0	.205	
Chouinard	4	2	6.10	13	11	0	0	0	59.0	75	41	40	10	3	32	3	32	0	0	.316	
Corsi	6	0	4.03	56	0	0	0	3	73.2	71	33	33	6	3	34	4	43	1	0	.270	
Fletcher	0	0	20.25	1	0	0	0	0	1.1	6	3	3	0	0	1	0	0	0	0	.667	
Groom	5	0	3.84	72	1	0	0	2	77.1	85	37	33	8	3	34	3	57	5	0	.281	
Johns	6	12	5.98	40	23	1	0	1	158.0	187	112	105	21	6	69	5	71	9	0	.297	
Mohler	6	3	3.67	72	0	0	0	7	81.0	79	36	33	9	1	41	6	64	9	0	.263	
Montgomery	1	0	9.22	8	0	0	0	0	13.2	18	14	14	5	0	13	2	8	3	0	.310	
Prieto	6	7	4.15	21	21	2	0	0	125.2	130	66	58	9	7	54	2	75	6	2	.273	
Reyes	7	10	4.76	46	10	0	0	0	122.1	134	71	65	19	2	61	8	78	2	1	.282	
Small	1	3	8.16	12	3	0	0	0	28.2	37	28	26	3	1	22	1	17	2	0	.308	
Taylor	6	3	4.33	55	0	0	0	17	60.1	52	30	29	5	4	25	4	67	1	0	.231	
Telgheder	4	7	4.65	16	14	1	1	0	79.1	92	42	41	12	1	26	1	43	2	0	.292	
Van Poppel	3	9	9.06	37	15	1	1	1	99.1	139	107	100	24	3	62	3	53	7	0	.335	
(OAK)	1	5	7.71	28	6	0	0	1	63.0	86	56	54	13	2	33	3	37	4	0	.333	
Wasdin	8	7	5.96	25	21	1	0	0	131.1	145	96	87	24	4	50	5	75	2	2	.283	
Wengert	7	11	5.58	36	25	1	1	0	161.1	200	102	100	29	6	60	5	75	4	0	.307	
Witasick	1	1	6.23	12	0	0	0	0	13.0	12	9	9	5	0	5	0	12	2	0	.245	
Wojciechowski	5	5	5.65	16	15	0	0	0	79.2	97	57	50	10	2	28	0	30	3	1	.300	
TOTALS	78	84	5.20	162	162	7	5	34	1456.1	1638	900	841	205	52	644	61	884	60	6	.287	
OPPONENTS	84	78	5.02	162	162	12	7	34	1455.1	1492	861	812	243	58	640	36	1114	60	1	.265	

A's 1996 HIGHS AND LOWS

CLUB

Longest winning streak	5, April 21-25
Longest winning streak, home	4, August 17-31
Longest winning streak, road	4, September 6-23
Longest winning streak, road	7, June 16-29
Longest losing streak	5, August 13-16
Longest losing streak, home	5, August 20-24
Longest losing streak, road	5, August 13-16
Longest losing streak, road	5, August 20-24
Most runs in a game	18, June 27 at California
Most runs in a game, opponent	18, August 15 vs. Baltimore
Most runs in an inning	13, July 5 vs. California (1st)
Most runs in an inning, opponent	7, four times (last time: September 22 at Seattle)
Largest margin, victory	16, June 27 at California (18-2)
Largest margin, loss	13, June 13 at Milwaukee (3-16)
	13, August 15 vs. Baltimore (5-18)

Most hits in a game	19, September 7 vs. Kansas City
Most hits in a game, opponent	21, May 20 at Boston
Most hits in an inning	9, July 5 vs. California (1st)
Most hits in an inning, opponent	7, four times (last time: August 16 vs. Baltimore, 1st Game)
Most doubles in a game	6, April 21 vs. Chicago
	6, July 2 at Seattle
Most doubles in a game, opponent	7, July 12 vs. Texas
Most triples in a game	1, 21 times (last time: September 7 vs. Kansas City)
Most triples in a game, opponent	3, August 7 at Kansas City
Most home runs in a game	8, June 27 at California
Most home runs in a game, opponent	5, three times (last time: September 21 at Seattle)
Most stolen bases in a game	4, July 4 vs. California
Most stolen bases in a game, opponent	8, June 2 vs. New York
Most strikeouts in a game, pitchers	12, July 12 vs. Texas
Most strikeouts in a game, opponent pitchers	14, May 18 at Boston
	14, May 28 vs. Boston
Most walks in a game, pitchers	13, June 11 at Cleveland
Most walks in a game, opponent pitchers	12, June 27 at California
	12, July 6 vs. California
Fewest hits allowed in a game	3, September 10 at Minnesota
Fewest hits allowed in a game, opponent	1, September 2 vs. New York

INDIVIDUAL

Grand Slams	Mark McGwire, May 1 vs. California
	George Williams, June 8 at Minnesota (2nd Game)
	Terry Steinbach, June 17 at Detroit
	Geronimo Berroa, June 27 at California
	Matt Stairs, July 5 vs. California
	Terry Steinbach, July 23 at Chicago
	Mark McGwire, September 22 at Seattle
Pinch Hit Home Runs	Matt Stairs, April 5 vs. Detroit (at L.V.)
	Terry Steinbach, May 18 at Boston
	Mark McGwire, July 26 at Toronto
	Matt Stairs, August 25 at New York
Inside-The-Park-Home Runs	Terry Steinbach, September 26 vs. Seattle
Longest hitting streak	19, Jason Giambi, April 7-30
Most runs in a game	4, Ernie Young, May 10 vs. Minnesota
Most hits in a game	5, Jason Giambi, July 2 at Seattle
Most doubles in a game	3, Mark McGwire, June 16 at Milwaukee
Most triples in a game	1, 21 times (last time: Ernie Young, September 7 vs. Kansas City)
Most home runs in a game	3, Ernie Young, May 10 vs. Minnesota
	3, Geronimo Berroa, May 22 at New York
	3, Geronimo Berroa, August 12 vs. Minnesota
Most RBI in a game	6, Ernie Young, May 10 vs. Minnesota
	6, Matt Stairs, July 5 vs. California
Most stolen bases in a game	3, Rafael Bournigal, July 4 vs. California
Most walks in a game	4, Mark McGwire, June 29 at California
	4, Damon Mashore, July 6 vs. California
Most strikeouts in a game	3, 46 times (last time: Scott Spiezio, September 18 at California)
Longest winning streak	6, Jim Corsi, April 7-September 8
Longest losing streak	5, Carlos Reyes, May 3-24
	5, Steve Wojciechowski, May 27-June 23
Most strikeouts in a game, pitcher	11, Willie Adams, July 26 at Toronto
Most walks in a game, pitcher	8, Ariel Prieto, April 3 vs. Toronto (at L.V.)
Fewest hits, complete game	3, Dave Telgheder, September 10 at Minnesota
Most innings pitched game, starter	9, four times (last time: Dave Telgheder, Sept. 10 at Minnesota)
Most innings pitched game, reliever	6.2, Doug Johns, August 23 at New York
Most consecutive scoreless innings	17.2, Buddy Groom, June 2-July 4
Most consecutive batters retired	27, Mike Mohler, April 15-28

GENERAL

Longest game, innings	15, April 4 vs. Detroit (at L.V.)
Longest game, time, 9 innings	3:56, June 29 at California
Longest game, time, extra innings	4:54, June 11 at Cleveland (13)
Shortest game, time	2:00, September 29 vs. Seattle
Largest crowd, Oakland Coliseum	36,129, July 5 vs. California
Smallest crowd, Oakland Coliseum	6,021, April 22 vs. Milwaukee
Largest crowd, road	56,535, September 20 at Seattle
Smallest crowd, road	7,941, April 26 at Detroit
Postponement rain, Oakland Coliseum	May 15 vs. Baltimore
Postponement rain, road	September 13 at Cleveland

A's 1996 WON-LOST BREAKDOWN

WESTERN DIVISION	HOME		ROAD		TOTAL		Day	Won	Lost
	Won	Lost	Won	Lost	Won	Lost			
California	3	4	4	2	7	6	Night	39	32
Seattle	5	2	3	3	8	5	Grass	69	74
Texas	3	3	4	3	7	6	Turf	9	10
TOTALS vs. WEST	11	9	11	8	22	17	Shutouts	5	7
							1-Run Games	19	23
							2-Run Games	13	16
							Extra Innings	9	11
							Doubleheaders	0	2
								(1 split)	
							vs. RHS	59	59
							vs. LHS	19	25
							Starters	47	65
							Relievers	31	19
							Streaks	5	5

CENTRAL DIVISION	HOME		ROAD		TOTAL		vs. RHS	Won	Lost
	Won	Lost	Won	Lost	Won	Lost			
Chicago	2	4	5	1	7	5	vs. LHS	19	25
Cleveland	4	2	2	4	6	6	Starters	47	65
Kansas City	5	1	2	4	7	5	Relievers	31	19
Milwaukee	3	3	2	4	5	7	Streaks	5	5
Minnesota	4	2	3	4	7	6			
TOTALS vs. CENTRAL	18	12	14	17	32	29			

EASTERN DIVISION	HOME		ROAD		TOTAL		vs. RHS	Won	Lost
	Won	Lost	Won	Lost	Won	Lost			
Baltimore	2	5	2	4	4	9	vs. LHS	19	25
Boston	4	2	1	6	5	8	Starters	47	65
Detroit	3	3	5	1	8	4	Relievers	31	19
New York	1	5	2	4	3	9	Streaks	5	5
Toronto	1	5	3	3	4	8			
TOTAL vs. EAST	11	20	13	18	24	38			

TOTAL	Won	Lost	Won	Lost	Won	Lost
	40	41	38	43	78	84

A's 1996 MISCELLANEOUS TOTALS

	OAK	OPP		OAK	OPP
Double Plays	195	149	Home runs-home	113	102
Triple Plays	1	0	Home runs-road	130	103
Left on base	1175	1236	Grand Slams	7	4

A's vs. THE AMERICAN LEAGUE 1996

BATTING

PITCHING

CLUB	AVG.	AB	R	H	HR	RBI	CLUB	ERA	W	L	IP	H	R	ER	HR
Baltimore	.254	453	54	115	20	52	Baltimore	6.06	4	9	117.1	137	86	79	17
Boston	.229	437	57	100	18	54	Boston	5.66	5	8	116.0	148	76	73	19
California	.268	456	83	122	24	77	California	4.73	7	6	118.0	134	64	62	18
Chicago	.264	421	63	111	19	60	Chicago	4.57	7	5	110.1	105	58	56	15
Cleveland	.300	444	72	133	18	68	Cleveland	5.33	6	6	109.2	124	72	65	18
Detroit	.283	442	83	125	31	81	Detroit	4.58	8	4	114.0	112	66	58	15
Kansas City	.266	403	50	107	8	45	Kansas City	3.43	7	5	105.0	110	47	40	8
Milwaukee	.260	411	64	107	14	62	Milwaukee	6.69	5	7	105.0	124	87	78	19
Minnesota	.281	463	91	130	27	87	Minnesota	4.55	7	6	116.2	125	64	59	8
New York	.252	404	45	102	11	44	New York	6.06	3	9	104.0	129	71	70	14
Seattle	.276	435	78	120	19	75	Seattle	5.45	8	5	115.2	131	74	70	19
Texas	.282	457	71	129	19	68	Texas	5.62	7	6	117.0	156	76	73	17
Toronto	.225	404	50	91	15	50	Toronto	4.93	4	8	107.2	103	59	59	18

1996	AVG.	AB	R	H	HR	RBI	1996	ERA	W	L	IP	H	R	ER	HR
Before ASB	.269	3098	494	832	137	476	Before ASB	5.28	43	45	796.0	892	492	467	111
After ASB	.261	2532	367	660	106	347	After ASB	5.11	35	39	660.1	746	408	375	94
Home	.273	2754	440	751	113	415	Home	5.12	40	41	744.0	819	452	423	102
Away	.258	2876	421	741	130	408	Away	5.29	38	43	712.1	819	448	419	103
Day	.275	2484	408	682	103	389	Day	5.29	39	32	645.0	723	404	379	89
Night	.257	3146	453	810	140	434	Night	5.14	39	52	811.1	915	496	463	116
April	.261	895	145	234	35	140	April	5.41	13	12	231.1	232	145	139	36
May	.250	916	120	229	36	114	May	5.09	11	16	240.1	276	142	136	33
June	.284	1034	175	294	55	171	June	5.25	14	15	258.2	296	162	151	34
July	.279	951	163	265	53	158	July	4.95	17	10	245.1	290	139	135	38
August	.253	1022	130	259	39	124	August	4.99	11	19	265.0	289	170	147	32
September	.260	812	128	211	25	116	September	5.55	12	12	215.2	255	142	133	32

A's 1996 INDIVIDUAL FIELDING

PITCHERS

	Pct.	G	PO	A	E	TC	DP
Acre	1.000	22	1	2	0	3	0
Adams	1.000	12	5	6	0	11	0
Briscoe	1.000	17	1	2	0	3	1
Chouinard	1.000	13	3	13	0	16	3
Corsi	1.000	56	6	17	0	23	2
Fletcher	.000	1	0	0	1	1	0
Groom	.889	72	2	6	1	9	0
Johns	.958	40	16	30	2	48	7
Mohler	.952	72	6	14	1	21	3
Montgomery	—	8	0	0	0	0	0
Prieto	1.000	21	9	18	0	27	0
Reyes	.895	46	7	10	2	19	2
Small	1.000	12	3	4	0	7	0
Taylor	1.000	55	4	9	0	13	0
Tejeheder	1.000	16	3	14	0	17	1
Van Poppel (OAK)	.833	28	1	4	1	6	0
Wasdin	.955	25	9	12	1	22	1
Wengert	1.000	36	19	8	0	27	0
Witasick	—	12	0	0	0	0	0
Wojciechowski	1.000	16	1	10	0	11	0

CATCHERS

	Pct.	G	PO	A	E	TC	DP
Molina	1.000	12	31	1	0	32	1
Steinbach	.991	137	731	46	7	784	7
Williams	.982	43	154	12	3	169	1

Passed Balls: Steinbach 6, Williams 5

Triple Plays: Steinbach 1

FIRST BASEMEN

	Pct.	G	PO	A	E	TC	DP
Brosius	1.000	10	37	2	0	39	1
Garrison	1.000	1	1	1	0	2	0
Giambi	.993	45	379	32	3	414	38
Leshner	1.000	1	6	0	0	6	0
Lovullo	1.000	42	120	9	0	129	21
McGwire	.990	109	913	60	10	983	118
Stairs	1.000	1	6	3	0	9	1
Steinbach	1.000	1	1	0	0	1	0

Triple Plays: Giambi 1

SECOND BASEMEN

	Pct.	G	PO	A	E	TC	DP
Batista	.988	52	83	162	3	248	36
Bournigal	.993	64	115	175	2	292	40
Garrison	.875	3	3	4	1	8	1
Gates	.973	63	140	183	9	332	48
Lovullo	1.000	2	4	1	0	5	1

Triple Plays: Gates 1

THIRD BASEMEN

	Pct.	G	PO	A	E	TC	DP
Batista	.931	18	9	18	2	29	3
Brosius	.969	109	83	232	10	325	25
Giambi	.932	39	31	79	8	118	10
Lovullo	.952	11	9	11	1	21	3
Spiezio	.846	5	6	5	2	13	0

SHORTSTOPS

	Pct.	G	PO	A	E	TC	DP
Batista	1.000	4	4	11	0	15	1
Bordick	.979	155	265	476	16	757	121
Bournigal	1.000	23	13	33	0	46	6
Lovullo	—	1	0	0	0	0	0

OUTFIELDERS

	Pct.	G	PO	A	E	TC	DP
Battle	.988	47	82	2	1	85	1
Berroa	.980	61	91	6	2	99	1
Brosius	1.000	4	8	0	0	8	0
Giambi	1.000	45	68	6	0	74	1
Herrera	.970	100	190	2	6	198	0
Leshner	.977	25	40	2	1	43	0
Lovullo	1.000	1	1	0	0	1	0
Mashore	.985	48	65	1	1	67	0
Moore	1.000	18	19	0	0	19	0
Muñoz	1.000	14	15	0	0	15	0
Plantier	.973	68	138	8	4	150	2
Stairs	.985	44	59	8	1	68	3
Young	.997	140	353	8	1	362	5

Triple Plays: Young 1

A's 1996 PINCH HITTERS

BATTER	AVG.	G	AB	R	H	2B	3B	HR	RBI	SH	SF	HB	BB	IBB	SO	SB	CS	DP	SLG	OBP
Batista	.000	4	4	0	0	0	0	0	0	0	0	0	0	0	2	0	0	0	.000	.000
Battle	.000	2	2	0	0	0	0	0	0	0	0	0	0	0	2	0	0	0	.000	.000
Berroa	.143	7	7	0	1	0	0	0	1	0	0	0	0	0	2	0	0	0	.143	.143
Bordick	1.000	1	1	0	1	0	0	0	1	0	0	0	0	0	0	0	0	0	1.000	1.000
Bournigal	.200	5	5	1	1	0	0	0	0	0	0	0	0	0	0	0	0	0	.200	.200
Brosius	1.000	1	1	0	1	0	0	0	0	0	0	0	0	0	0	0	0	0	1.000	1.000
Garrison	.000	1	1	0	0	0	0	0	0	0	0	0	0	0	0	0	0	0	.000	.000
Gates	.000	1	1	0	0	0	0	0	0	0	0	0	0	0	1	0	0	0	.000	.000
Giambi	.250	4	4	1	1	0	0	0	1	0	0	0	0	0	3	0	0	0	.250	.250
Herrera	.167	14	12	0	2	0	0	0	1	0	0	0	2	0	2	0	0	0	.167	.286
Leshner	.000	5	3	1	0	0	0	0	0	0	0	0	1	0	2	0	0	0	.000	.250
Lovullo	.111	10	9	1	1	0	0	0	0	0	0	0	1	0	4	0	0	0	.111	.200
Mashore	.000	7	6	1	0	0	0	0	1	0	0	0	1	0	4	0	0	0	.000	.143
McGwire	.500	5	4	1	2	0	0	1	1	0	0	0	1	1	2	0	0	0	1.250	.600
Molina	.333	3	3	0	1	0	0	0	0	0	0	0	0	0	0	0	0	0	.333	.333
Moore	.000	1	1	0	0	0	0	0	0	0	0	0	0	0	1	0	0	0	.000	.000
Muñoz	.500	4	4	0	2	1	0	0	1	0	0	0	0	0	2	0	0	0	.750	.500
Plantier	.000	6	3	0	0	0	0	0	0	0	0	0	2	0	2	1	0	0	.000	.400
Stairs	.471	18	17	3	8	2	1	2	5	0	0	0	1	0	1	0	0	0	1.059	.500
Steinbach	.500	10	10	1	5	1	0	1	3	0	0	0	0	0	1	0	0	0	.900	.500
Williams	.000	6	5	0	0	0	0	0	0	0	0	0	1	0	3	0	0	0	.000	.167
Young	.400	6	5	1	2	0	0	0	0	0	0	0	1	0	1	0	0	0	.400	.500
TOTALS	.259	108	11	28	4	1	4	15	0	0	0	11	1	35	1	0	0	.426	.328	

A's 1996 DESIGNATED HITTERS

BATTER	AVG.	G	AB	R	H	2B	3B	HR	RBI	SH	SF	HB	BB	IBB	SO	SB	CS	DP	SLG	OBP
Batista	.250	4	4	0	1	1	0	0	1	0	0	0	1	0	2	0	0	0	.500	.400
Berroa	.287	91	356	66	102	22	0	21	66	0	4	2	31	0	80	0	2	10	.525	.344
Giambi	.273	12	44	9	12	3	0	2	3	0	1	2	4	0	10	0	0	1	.477	.353
Herrera	.000	1	1	0	0	0	0	0	0	0	0	0	0	0	0	0	0	0	.000	.000
Lovullo	.167	4	6	0	1	0	0	0	1	0	0	0	2	0	0	0	0	0	.167	.375
McGwire	.236	18	55	10	13	1	0	4	10	0	0	3	21	2	16	0	0	1	.473	.468
Molina	.000	1	3	0	0	0	0	0	0	0	0	0	0	0	0	0	0	0	.000	.000
Moore	.000	2	0	1	0	0	0	0	0	0	0	0	0	0	0	1	0	0	.000	.000
Muñoz	.182	18	66	6	12	2	0	2	9	0	0	0	4	0	17	0	0	1	.303	.229
Plantier	.000	1	0	0	0	0	0	0	0	0	0	0	1	0	0	0	0	0	.000	1.000
Spiezio	.333	4	15	3	5	1	0	2	6	1	0	0	1	1	1	0	0	0	.800	.375
Stairs	.375	5	16	4	6	1	0	2	8	0	0	0	2	0	1	0	0	0	.813	.444
Steinbach	.000	4	16	1	0	0	0	0	1	0	0	0	2	0	4	0	0	0	.000	.111
Williams	.154	11	39	1	6	1	0	0	0	0	0	0	6	0	10	0	0	1	.179	.267
TOTALS	.254		621	101	158	32	0	33	105	1	5	7	75	3	141	1	2	14	.465	.339

A's 1996 BATTING WITH RISP

BATTER	AVG.	AB	H	2B	3B	HR	RBI-SP	MISP	MOB	BB	IBB	SO	SH	SF	DP
Batista	.381	42	16	2	1	1	16	58	82	3	0	6	0	2	0
Battle	.143	28	4	0	0	1	4	45	62	5	1	6	1	1	2
Berroa	.301	146	44	12	0	8	50	206	302	16	0	31	0	6	6
Bordick	.248	145	36	7	2	1	42	204	284	14	0	18	2	5	4
Bournigal	.254	59	15	2	0	0	17	82	116	6	0	6	1	0	2
Brosius	.365	115	42	5	0	5	42	177	243	18	4	20	0	5	1
Garrison	.000	3	0	0	0	0	0	3	5	0	0	0	0	0	0
Gates	.197	61	12	7	0	0	22	84	115	5	0	12	1	2	4
Giambi	.299	137	41	14	0	7	49	182	244	16	3	23	0	5	5
Herrera	.265	68	18	4	0	1	20	87	130	7	1	7	1	0	4
Leshar	.238	21	5	1	0	1	10	32	45	0	0	5	0	1	1
Lovullo	.125	24	3	1	0	0	4	37	56	4	0	4	2	1	0
Mashore	.130	23	3	0	0	0	7	44	59	7	0	9	1	1	1
McGwire	.359	103	37	7	0	14	40	181	248	51	16	31	0	1	6
Molina	.200	5	1	1	0	0	1	5	6	0	0	0	0	0	0
Moore	.000	2	0	0	0	0	0	4	5	1	0	0	0	0	0
Muñoz	.333	24	8	1	0	3	9	29	44	2	1	5	0	0	0
Plantier	.214	56	12	4	0	0	19	77	115	6	0	12	0	1	2
Spiezio	.500	10	5	1	0	2	3	17	26	3	1	1	1	0	0
Stairs	.233	30	7	0	0	2	11	44	63	4	2	7	0	1	2
Steinbach	.308	133	41	9	0	9	46	185	275	13	5	28	0	2	7
Williams	.111	27	3	0	0	1	5	46	69	5	1	5	1	1	1
Young	.233	116	27	3	1	3	35	167	242	17	1	32	1	4	7
TOTALS	.276	1378	380	81	4	59	452	1996	2836	203	36	268	12	39	55

A's 1996 BATTING WITH THE BASES LOADED

BATTER	AVG.	AB	H	2B	3B	HR	RBI-SP	MISP	MOB	BB	IBB	SO	SH	SF	DP
Batista	.167	6	1	0	0	0	2	12	18	0	0	2	0	0	0
Battle	.000	3	0	0	0	0	0	6	9	0	0	1	0	0	1
Berroa	.273	22	6	4	0	1	16	52	78	1	0	1	0	3	2
Bordick	.381	21	8	1	0	0	14	44	66	1	0	1	0	0	0
Bournigal	.500	8	4	1	0	0	6	18	27	1	0	1	0	0	1
Brosius	.267	15	4	1	0	0	10	34	51	1	0	4	0	1	0
Gates	.429	7	3	1	0	0	10	22	33	2	0	2	0	1	0
Giambi	.100	10	1	0	0	0	4	22	33	0	0	3	0	1	0
Herrera	.375	8	3	1	0	0	7	16	24	0	0	0	0	0	0
Leshar	.333	6	2	1	0	0	5	12	18	0	0	0	0	0	0
Lovullo	.000	2	0	0	0	0	1	6	9	0	0	0	0	1	0
Mashore	.333	3	1	0	0	0	4	12	18	3	0	1	0	0	0
McGwire	.250	8	2	0	0	2	7	22	33	3	0	3	0	0	1
Moore	.000	1	0	0	0	0	0	2	3	0	0	0	0	0	0
Muñoz	.000	1	0	0	0	0	0	2	3	0	0	1	0	0	0
Plantier	.400	5	2	1	0	0	6	14	21	1	0	1	0	1	0
Spiezio	.000	1	0	0	0	0	0	2	3	0	0	0	0	0	0
Stairs	.333	6	2	0	0	1	5	12	18	0	0	1	0	0	1
Steinbach	.450	20	9	0	0	2	15	40	60	0	0	4	0	0	2
Williams	.286	7	2	0	0	1	4	16	24	0	0	2	0	1	1
Young	.071	14	1	1	0	0	7	38	57	3	0	7	0	1	1
TOTALS	.293	174	51	12	0	7	123	404	606	16	0	35	0	10	10

A's 1996 DAY-BY-DAY

DATE	G	OPP.	W-L	SCORE	REC.	POS.	GA/GB	LEADER AND LEAD	WINNER	LOSER	ATT.	CUM. ATT.
3/31		OFF DAY				t2	-½	SEA ½				
4/1	1	TOR*	L	6-9	0-1	4	-1	SEA/TEX ½	Hanson	Reyes	7,292	7,292
4/2		OFF DAY				t3	-1½	SEA ½				
4/3	2	TOR*	L	4-10	0-2	4	-2	TEX ½	Hentgen	Prieto	8,050	15,342
4/4	3	DET*	L	9-10 (15)	0-3	4	-3	TEX 1	Keagle	Small	8,351	23,693
4/5	4	DET*	W	13-2	1-3	4	-2½	TEX 1	Johns	Gohr	11,083	34,776
4/6	5	DET*	L	1-5	1-4	4	-3½	TEX 1½	Lira	Reyes	10,424	45,200
4/7	6	DET*	W	7-6	2-4	4	-4	TEX 2	Corsi	B. Williams	9,723	54,923
*Indicates game played at Las Vegas.												
(6 dates)												
4/8		OFF DAY				4	-4	TEX 2				
4/9	7	at MIL	L	4-10	2-5	4	-5	TEX 3	McDonald	Van Poppel	42,090	42,090
4/10		OFF DAY				4	-5	TEX 3				
4/11	8	at MIL	W	11-0	3-5	4	-4	TEX 2½	Johns	Karl	12,236	54,326
4/12	9	at CHI	W	7-2	4-5	4	-3	TEX 1½	Reyes	Fernandez	13,623	67,949
4/13	10	at CHI	L	5-6 (12)	4-6	4	-4	TEX 1½	Karchner	Wengert	15,812	83,761
4/14	11	at CHI	W	10-5	5-6	t3	-3	TEX ½	Groom	Simas	15,236	98,997
4/15	12	at TEX	W	8-3	6-6	3	-2½	SEA ½	Mohler	Heredia	19,312	118,309
4/16	13	at TEX	L	3-5	6-7	3	-3½	SEA ½	Witt	Johns	20,948	139,257
4/17	14	at TEX	L	1-12	6-8	t3	-4½	SEA ½	HILL	Reyes	24,120	163,377
(8 dates)												
4/18		OFF DAY				4	-5	SEA 1				
4/19	15	CHI	L	3-4	6-9	4	-5	SEA/TEX 3½	Karchner	Briscoe	31,320	86,243
4/20	16	CHI	L	3-8	6-10	4	-6	TEX 1	Tapani	Van Poppel	16,480	102,723
4/21	17	CHI	W	6-5	7-10	4	-6	TEX 1	Corsi	Simas	16,125	118,848
4/22	18	MIL	W	6-2	8-10	4	-5	TEX 1	Reyes	Bones	6,021	124,869
4/23	19	MIL	W	9-6	9-10	4	-4	TEX ½	Wojciechowski	Sparks	7,026	131,895
(11 dates)												
4/24	20	at TOR	W	7-5	10-10	4	-3	TEX ½	Prieto	Hentgen	28,029	191,406
4/25	21	at TOR	W	4-3 (11)	11-10	4	-2	TEX ½	Mohler	Crabtree	26,163	217,569
4/26	22	at DET	L	5-14	11-11	4	-3	TEX ½	Christopher	Johns	7,941	225,510
4/27	23	at DET	W	4-1	12-11	4	-3	TEX ½	Reyes	Lira	13,067	238,577
4/28	24	at DET	W	6-3	13-11	3	-3	TEX 1½	Wojciechowski	Gohr	8,907	247,484
(13 dates)												
4/29		OFF DAY				3	-2½	TEX 1				
4/30	25	CAL	L	3-7	13-12	t3	-2½	TEX/SEA 2½	Langston	Prieto	7,154	139,049
5/1	26	CAL	L	4-6	13-13	4	-3½	TEX 1	Boskie	Van Poppel	6,721	145,770
5/2	27	CAL	L	1-3	13-14	4	-3½	TEX ½	Abbott	Johns	9,102	154,872
(14 dates)												
5/3	28	at KC	L	1-3	13-15	4	-4½	TEX 1½	Appier	Reyes	14,452	261,936
5/4	29	at KC	W	5-2	14-15	4	-4½	TEX 1½	Wojciechowski	Gubicza	15,987	277,923
5/5	30	at KC	L	0-2	14-16	4	-5½	TEX 1½	HANEY	Prieto	16,589	294,512
(16 dates)												
5/6	31	CLE	W	5-3	15-16	4	-5	TEX 2	Taylor	Assenmacher	8,410	163,282
5/7	32	CLE	W	8-4	16-16	4	-5	TEX 3	Johns	Hershiser	10,126	173,408
5/8	33	CLE	L	3-7	16-17	4	-6	TEX 4	Nagy	Reyes	9,288	182,696
5/9		OFF DAY				4	-5½	TEX 4				
5/10	34	MIN	W	15-5	17-17	4	-5½	TEX 4	Wojciechowski	Rodriguez	8,278	190,974
5/11	35	MIN	W	12-5	18-17	4	-5½	TEX 5	Prieto	Radke	15,791	206,765
5/12	36	MIN	W	8-3	19-17	3	-4½	TEX 4	Wengert	Parra	13,430	220,195
5/13	37	BAL	L	3-4	19-18	t3	-5½	TEX 4½	Krivda	Johns	8,204	228,399
5/14	38	BAL	L	1-9	19-19	t3	-6½	TEX 5½	Mussina	Reyes	8,466	236,865
5/15		RAINED OUT				3	-6	TEX 4½				
(22 dates)												
5/16		OFF DAY				3	-6	TEX 4½				
5/17	39	at BOS	L	3-5 (11)	19-20	3	-8	TEX 4½	Stanton	Van Poppel	28,690	323,202
5/18	40	at BOS	W	6-5 (10)	20-20	3	-6	TEX 4½	Groom	Garces	31,663	354,865
5/19	41	at BOS	L	2-12	20-21	3	-6	TEX 4½	Sele	Wengert	32,601	387,466
5/20	42	at BOS	L	4-16	20-22	3	-6½	TEX 4½	Gordon	Johns	20,890	408,356
5/21	43	at NY	L	3-7	20-23	4	-6½	TEX 3½	Gooden	Reyes	15,614	423,970
5/22	44	at NY	W	5-1	21-23	3	-6½	TEX 3½	Wojciechowski	Pettitte	18,544	442,514
5/23	45	at NY	L	3-4	21-24	t3	-6½	TEX 3½	Rogers	Taylor	19,315	461,829
5/24	46	at BAL	L	4-5 (10)	21-25	4	-6½	TEX 2½	McDowell	Reyes	45,024	506,853
5/25	47	at BAL	W	6-3	22-25	t3	-6½	TEX 3½	Johns	Wells	47,353	554,206
5/26	48	at BAL	L	1-6	22-26	4	-7½	TEX 3½	Mercker	Chouinard	47,401	601,607
(26 dates)												

A's DAY-BY-DAY, cont.

DATE	G	OPP.	W-L	SCORE	REC.	POS.	GA/GB	LEADER AND LEAD	WINNER	LOSER	ATT.	CUM. ATT.
5/27	49	BOS	L	3-10	22-27	4	-8½	TEX 4	WAKEFIELD	Wojciechowski	21,688	258,553
5/28	50	BOS	W	6-2	23-27	4	-8½	TEX 5	Wasdin	Clemens	9,338	267,891
5/29	51	BOS	W	7-6 (10)	24-27	4	-8½	TEX 5	Mohler	Stocumb	8,282	276,173
5/30		OFF DAY										
5/31	52	NY	L	1-4	24-28	4	-9½	TEX 5½	Key	Johns	13,279	289,452
6/1	53	NY	L	3-6	24-29	4	-9½	TEX 5½	Pettitte	Chouinard	21,354	310,806
6/2	54	NY	L	4-11	24-30	4	-9½	TEX 4½	Rogers	Wojciechowski	26,331	337,137
6/3	55	KC	W	2-1	25-30	4	-9½	TEX 5	Wasdin	APPIER	6,465	343,602
6/4	56	KC	W	8-3	26-30	4	-8½	TEX 4	Wengert	Gubicza	11,524	355,126
6/5	57	KC	L	2-5	26-31	4	-8½	TEX 4	Haney	Johns	8,113	363,239
												(31 dates)
6/6		OFF DAY				4	-8½	TEX 3½				
6/7	58	at MIN	W	6-4	27-31	13	-8½	TEX 4½	Reyes	Radke	14,799	616,406
6/8	59	at MIN (1)	L	2-4	27-32				Robertson	Wojciechowski		
	60	at MIN (2)	W	13-7	28-32	3	-9	TEX 5½	Wasdin	Mahomes	22,164	638,570
6/9	61	at MIN	L	3-5	28-33	4	-10	TEX 5½	RODRIGUEZ	Wengert	13,291	651,861
6/10	62	at CLE	L	4-5	28-34	4	-11	TEX 6½	Nagy	Johns	42,167	694,028
6/11	63	at CLE	L	5-6 (13)	28-35	4	-11	TEX 5½	Ogea	Reyes	42,249	736,277
6/12	64	at CLE	W	9-6	29-35	4	-11	TEX 5½	Montgomery	McDowell	40,673	776,950
6/13	65	at MIL	L	3-16	29-36	4	-11	TEX 5	Karl	Wojciechowski	12,439	789,389
6/14	66	at MIL	L	2-6	29-37	4	-11	TEX 5	Bones	Wasdin	14,404	803,793
6/15	67	at MIL	L	9-12	29-38	4	-12	TEX 5	Givens	Wengert	21,069	824,862
6/16	68	at MIL	W	10-9	30-38	4	-11	TEX 4	Taylor	Felters	26,744	851,606
6/17	69	at DET	W	8-4 (10)	31-38	4	-10½	TEX 4	Corsi	Myers	9,231	860,837
6/18	70	at DET	W	8-5	32-38	4	-10½	TEX 5	Van Poppel	Urbani	8,543	869,380
6/19	71	at DET	W	10-3	33-38	4	-10½	TEX 6	Wasdin	Keagle	9,875	879,255
												(39 dates)
6/20	72	TOR	L	0-1	33-39	4	-10½	TEX 5	Hentgen	Wengert	8,027	371,266
6/21	73	TOR	L	5-7	33-40	4	-11½	TEX 5	Quantrill	Johns	10,278	381,544
6/22	74	TOR	W	9-4	34-40	4	-11½	TEX 5	Chouinard	Ware	20,124	401,668
6/23	75	TOR	L	4-5	34-41	4	-11½	TEX 5	Guzman	Wojciechowski	14,407	416,075
6/24	76	DET	W	4-2	35-41	4	-10½	TEX 4½	Wasdin	Sodowsky	10,122	426,197
6/25	77	DET	L	8-10	35-42	4	-11½	TEX 5½	Olivares	Wengert	9,652	435,849
												(37 dates)
6/26		OFF DAY				4	-12	TEX 6½				
6/27	78	at CAL	W	18-2	36-42	4	-11½	TEX 6	JOHNS	Boskie	23,503	902,758
6/28	79	at CAL	W	6-3	37-42	4	-10½	TEX 5	Chouinard	Finley	32,380	935,138
6/29	80	at CAL	W	11-9	38-42	4	-10½	TEX 6	Groom	Monteleone	26,565	961,703
6/30	81	at CAL	L	0-1	38-43	4	-10½	TEX 5	Hancock	WASDIN	19,284	980,987
7/1	82	at SEA	W	6-4	39-43	4	-10½	TEX 6	Wengert	Wagner	18,184	999,171
7/2	83	at SEA	W	11-6	40-43	4	-9½	TEX 6	Mohler	Charlton	19,662	1,018,833
7/3	84	at SEA	L	3-4	40-44	4	-10½	TEX 6	Ayala	Reyes	36,814	1,055,647
												(46 dates)
7/4	85	CAL	W	5-7 (11)	41-44	4	-9½	TEX 5	Taylor	Monteleone	14,144	449,993
7/5	86	CAL	W	16-8	42-44	13	-8½	TEX 4	Wasdin	Hancock	36,129*	486,122
7/6	87	CAL	W	6-5 (10)	43-44	3	-7½	TEX 3	Taylor	James	14,292	500,414
7/7	88	CAL	L	4-9	43-45	13	-8½	TEX 4	Boskie	Johns	16,526	516,940
7/8-10		ALL STAR BREAK			43-45	13	-8½	TEX 4				
7/11	89	TEX	W	8-3	44-45	3	-7½	TEX 3	Chouinard	Oliver	13,437	530,377
7/12	90	TEX	L	4-8 (10)	44-46	3	-8½	TEX 3	Russell	Taylor	12,074	542,451
7/13	91	TEX	L	1-8	44-47	13	-9½	TEX 4	Pavlik	Wengert	16,792	559,243
7/14	92	TEX	W	9-1	45-47	3	-8½	TEX 3	Johns	Gross	20,704	579,947
7/15	93	SEA	L	1-5	45-48	13	-8½	TEX 2	WOLCOTT	Telgheder	11,183	591,130
7/16	94	SEA	W	12-5	46-48	3	-8½	TEX 3	Chouinard	Hitchcock	15,206	606,336
7/17	95	SEA	W	7-6	47-48	3	-8½	TEX 4	Corsi	Minor	14,387	620,723
												(48 dates)
7/18	96	at TEX	W	5-4 (11)	48-48	3	-7½	TEX 3	Reyes	Brandenburg	28,585	1,064,232
7/19	97	at TEX	W	9-6	49-48	3	-6½	TEX 3	Reyes	Helling	37,455	1,121,687
7/20	98	at TEX	L	4-8	49-49	3	-7½	TEX 4	Witt	Van Poppel	46,062*	1,167,749
7/21	99	at TEX	W	11-8	50-49	3	-6½	TEX 3	Groom	Brandenburg	36,039	1,203,788
7/22	100	at CHI	W	6-5	51-49	3	-6½	TEX 3	Taylor	Karchner	23,572	1,227,360
7/23	101	at CHI	W	8-4	52-49	3	-5½	TEX 3	Wengert	Fernandez	18,527	1,245,887
7/24	102	at CHI	W	6-5	53-49	3	-4½	TEX 2	Corsi	Simas	23,350	1,269,237
7/25	103	at TOR	L	3-4	53-50	3	-5½	TEX 3	Crabtree	Witasick	30,174	1,299,411
7/26	104	at TOR	W	5-3	54-50	3	-4½	TEX 2	Groom	Castillo	32,241	1,331,652
7/27	105	at TOR	L	4-6	54-51	3	-5½	TEX 2	Hanson	Wasdin	32,162	1,363,814
7/28	106	at TOR	L	0-1	54-52	3	-5½	TEX 2	HENTGEN	Prieto	31,150	1,394,964
												(57 dates)

DATE	G	OPP.	W-L	SCORE	REC.	POS.	GA/GB	LEADER AND LEAD	WINNER	LOSER	ATT.	CUM. ATT.
7/29		OFF DAY				3	-5½	TEX	2			
7/30	107	CHI	L	1-2	54-53	3	-6½	TEX	2½	Baldwin	Telgheder	14,210 634,933
7/31	108	CHI	W	5-4	55-53	3	-6½	TEX	2½	Witasick	Karchner	13,127 648,060
8/1	109	CHI	L	3-8	55-54	3	-6½	TEX	1½	Tapani	Wasdin	10,514 658,574
8/2	110	MIL	L	3-4 (10)	55-55	3	-6½	TEX	1½	Miranda	Taylor	10,056 668,630
8/3	111	MIL	L	0-7	55-56	3	-6½	TEX	1½	Bones	Johns	15,171 683,801
8/4	112	MIL	W	4-2	56-56	3	-6½	TEX	1½	Telgheder	VanEgmond	10,281 694,082
8/5	113	MIL	L	3-13	56-57	3	-6½	TEX	1	Eldred	Adams	8,616 702,698
(55 dates)												
8/6	114	at KC	L	2-9	56-58	3	-7½	TEX	2	Belcher	Wasdin	14,028 1,408,992
8/7	115	at KC	L	0-7	56-59	3	-7½	TEX	2	APIER	PRIETO	15,517 1,424,509
8/8	116	at KC	W	2-1	57-59	3	-6½	TEX	2	Wengert	Linton	19,197 1,443,706
(60 dates)												
8/9	117	CLE	L	4-10	57-60	3	-7½	TEX	3	McDowell	Telgheder	20,122 722,820
8/10	118	CLE	W	5-1	58-60	3	-7½	TEX	4	Adams	NAGY	30,238 753,058
8/11	119	CLE	W	9-3	59-60	3	-7½	TEX	5	Wasdin	Lopez	21,914 774,972
8/12	120	MIN	W	11-1	60-60	3	-7½	TEX	6	Prieto	Robertson	10,071 785,043
8/13	121	MIN	L	2-6	60-61	3	-8½	TEX	6	Aguilera	Wengert	11,156 796,199
8/14	122	MIN	L	7-13	60-62	3	-9½	TEX	7	Rodriguez	Telgheder	12,729 808,928
8/15	123	BAL	L	5-18	60-63	3	-10	TEX	7	Mussina	Adams	14,026 822,954
8/16	124	BAL (1)	L	3-14	60-64					ERICKSON	Wasdin	
	125	BAL (2)	L	4-5 (10)	60-65	3	-11½	TEX	7	Myers	Mohler	15,645 838,599
8/17	126	BAL	W	3-1	61-65	3	-10½	TEX	6	Prieto	Coppinger	20,231 858,830
8/18	127	BAL	W	9-6	62-65	3	-10½	TEX	6	Wengert	Wells	18,122 876,952
(65 dates)												
8/19		OFF DAY				3	-11	TEX	7			
8/20	128	at BOS	L	3-4	62-66	3	-11	TEX	7	Garces	Mohler	25,094 1,468,800
8/21	129	at BOS	L	4-6	62-67	3	-12	TEX	8	Brandenburg	Johns	26,362 1,495,162
8/22	130	at BOS	L	1-2	62-68	3	-13	TEX	8	CLEMENS	Acre	30,503 1,525,665
8/23	131	at NY	L	3-5	62-69	3	-13	TEX	7	Gooden	Wengert	34,244 1,559,909
8/24	132	at NY	L	4-5	62-70	3	-13	TEX	7	Whitehurst	Telgheder	32,125 1,592,034
8/25	133	at NY	W	6-4	63-70	3	-13	TEX	8	Mohler	Nelson	50,808 1,642,842
8/26	134	at BAL	L	11-12 (10)	63-71	3	-13½	TEX	7½	Myers	Acre	43,361 1,686,203
8/27	135	at BAL	L	1-3	63-72	3	-13½	TEX	6½	Wells	PRIETO	43,641 1,729,844
8/28	136	at BAL	W	3-0	64-72	3	-12½	TEX	5½	WENGERT	Mussina	45,282 1,775,126
(69 dates)												
8/29		OFF DAY				3	-12½	TEX	5			
8/30	137	BOS	W	7-0	65-72	3	-12½	TEX	6	Telgheder	Maddux	17,182 894,134
8/31	138	BOS	W	8-0	66-72	3	-12½	TEX	7	ADAMS	Wakefield	32,116 926,250
9/1	139	BOS	L	3-8	66-73	3	-12½	TEX	6	Sele	Wasdin	15,021 941,271
9/2	140	NY	L	0-5	66-74	3	-12½	TEX	6	Cone	Prieto	20,159 961,430
9/3	141	NY	W	10-9	67-74	3	-12½	TEX	6	Acre	Boehringer	11,621 973,051
9/4	142	NY	L	3-10	67-75	3	-12½	TEX	6	Pettitte	Telgheder	9,892 982,943
9/5		OFF DAY				3	-12½	TEX	6			
9/6	143	KC	W	7-1	68-75	3	-12½	TEX	6½	Adams	Haney	14,404 997,347
9/7	144	KC	W	13-6	69-75	3	-12½	TEX	7	Prieto	Belcher	13,175 1,010,522
9/8	145	KC	W	8-7 (10)	70-75	3	-12½	TEX	7½	Corsi	Pichardo	17,208 1,027,730
(74 dates)												
9/9		OFF DAY				3	-13	TEX	8			
9/10	146	at MIN	W	7-0	71-75	3	-13	TEX	9	TELGHEDER	Robertson	9,676 1,784,802
9/11	147	at MIN	L	2-7	71-76	3	-13	TEX	9	RADKE	Adams	9,493 1,794,295
9/12	148	at MIN	L	3-4 (12)	71-77	3	-13	TEX	8	Stevens	Mohler	9,712 1,804,007
9/13		RAINED OUT				3	-12½	TEX	7			
9/14	149	at CLE (1)	L	2-9	71-78					Nagy	Wengert	
	150	at CLE (2)	L	8-9	71-79	3	-13	TEX	6	Plunk	Small	42,233 1,846,240
9/15	151	at CLE	W	10-9 (10)	72-79	3	-13	TEX	6	Reyes	Mesa	42,226 1,888,466
9/16		OFF DAY				3	-12½	TEX	5			
9/17	152	at CAL	W	5-1	73-79	3	-11½	TEX	4	Prieto	Springer	17,827 1,906,293
9/18	153	at CAL	L	1-3	73-80	3	-11½	TEX	3	Finley	Adams	18,213 1,924,506
9/19		OFF DAY				3	-11	TEX	2			
9/20	154	at SEA	L	2-12	73-81	3	-11	TEX	1	Carmona	Wengert	56,535 1,981,041
9/21	155	at SEA	L	2-9	73-82	3	-12	TEX	1	Moyer	Telgheder	56,103 2,037,144
9/22	156	at SEA	W	13-11	74-82	3	-12	TEX	2	Mohler	Mulholland	54,194 2,091,338
(79 dates)												
9/23	157	TEX	W	5-3	75-82	3	-11	TEX	2	Wasdin	Witt	10,164 1,037,894
9/24	158	TEX	L	3-7	75-83	3	-12	TEX	3	Cook	Small	9,694 1,047,588
9/25		OFF DAY				3	-12	TEX	2½			
9/26	159	SEA	W	7-5	76-83	3	-12	TEX	3½	Taylor	Charlton	11,141 1,058,729
9/27	160	SEA	W	8-1	77-83	3	-11	TEX	3½	Telgheder	Mulholland	25,132 1,083,861
9/28	161	SEA	L	3-5 (10)	77-84	3	-12	TEX	3½	Carmona	Acre	30,057 1,113,918
9/29	162	SEA	W	3-1	78-84	3	-12	TEX	4½	Small	Torres	34,462 1,148,380
(80 dates)												

* denotes sellout

COMPLETE GAME PITCHERS IN CAPS

A's 1996 WILD CARD DAY-BY-DAY

DATE	POS.	GB	LEADER	LEAD	DATE	POS	GB	LEADER	LEAD
8/1	4	-5	SEA	½	9/1	7	-8½	CHI	1
8/2	4	-5½	CHI	½	9/2	7	-8½	CHI/BAL	2
8/3	4	-6½	CHI	1½	9/3	7	-8½	CHI	1
8/4	4	-5½	CHI	½	9/4	7	-9½	CHI	1
8/5	4	-6½	CHI	1	9/5	7	-9½	CHI	1
8/6	4	-6½	CHI	1	9/6	7	-8½	CHI	1
8/7	4	-7½	CHI	2	9/7	6	-8½	CHI	1
8/8	4	-6½	CHI	2	9/8	6	-8½	CHI	1
8/9	14	-7½	CHI	3	9/9	6	-8½	CHI	½
8/10	14	-6½	CHI	3	9/10	6	-8	BAL	½
8/11	14	-6½	CHI	4	9/11	6	-9	BAL	1½
8/12	4	-6½	CHI	4½	9/12	16	-9	BAL	½
8/13	14	-7½	CHI	4½	9/13	7	-9½	BAL	1½
8/14	5	-7½	CHI	3½	9/14	7	-11	BAL	1½
8/15	15	-8	CHI	3	9/15	7	-11	BAL	2½
8/16	6	-8	CHI	1	9/16	7	-11	BAL	3
8/17	6	-8	CHI	2	9/17	7	-10½	BAL	3
8/18	5	-7	CHI	2	9/18	7	-10½	BAL	2
8/19	15	-7½	CHI	2½	9/19	7	-10½	BAL	1½
8/20	6	-7½	CHI	1½	9/20	7	-10½	BAL	½
8/21	6	-7½	CHI	½	9/21	7	-11½	BAL	½
8/22	6	-7½	CHI	½	9/22	7	-11½	BAL	1½
8/23	16	-7½	CHI	½	9/23	7	-10½	BAL	1½
8/24	17	-8	BAL	½	9/24	7	-10½	BAL	1½
8/25	16	-7½	CHI	½	9/25	7	-11	BAL	1½
8/26	17	-8	BAL	½	9/26	16	-11	BAL	2½
8/27	17	-9	BAL	1½	9/27	6	-10	BAL	2
8/28	17	-8	BAL	½	9/28	16	-11	BAL	2½
8/29	17	-7½	BAL/SEA/CHI	1½	9/29	16	-10	BAL	2½
8/30	7	-7½	BAL/CHI	1					
8/31	7	-7½	BAL/CHI	2					

A's 1996 PLAYER TRANSACTIONS

DATE TRANSACTION

Mar. 11	Steve Cox optioned to Huntsville
Mar. 11	Ramon Fermin optioned to Huntsville
Mar. 11	Jay Witasick optioned to Huntsville
Mar. 11	Tony Batista optioned to Edmonton
Mar. 11	Stacy Hollins optioned to Edmonton
Mar. 11	Brian Leshar optioned to Edmonton
Mar. 18	Jose Herrera optioned to Huntsville
Mar. 18	Jason McDonald optioned to Huntsville
Mar. 18	Willie Adams optioned to Edmonton
Mar. 18	Fausto Cruz optioned to Edmonton
Mar. 18	Andrew Lorraine optioned to Edmonton
Mar. 18	Scott Spiezio optioned to Edmonton
Mar. 22	Phil Plantier acquired from the Detroit Tigers for Fausto Cruz and Ramon Fermin
Mar. 22	Craig Paquette outright to Edmonton
Mar. 22	Mark McGwire placed on 15-day disabled list, right heel plantar fascial tear
Mar. 24	Mark Acre optioned to Edmonton
Mar. 24	John Wasdin optioned to Edmonton
Mar. 24	Todd Williams optioned to Edmonton
Mar. 24	Steve Wojciechowski optioned to Edmonton
Mar. 27	Steve Karsay optioned to Modesto
Mar. 28	Todd Williams outright to Edmonton
Mar. 30	John Briscoe selected from Edmonton
Mar. 30	Rafael Bournigal selected from Edmonton
Mar. 30	Buddy Groom selected from Edmonton
Mar. 30	Torey Lovullo selected from Edmonton
Mar. 30	Matt Stairs selected from Edmonton

OPENING DAY ROSTER

Pitchers (11):	John Briscoe, Jim Corsi, Buddy Groom, Doug Johns, Mike Mohler, Steve Montgomery, Ariel Prieto, Carlos Reyes, Aaron Small, Todd Van Poppel, Don Wengert
Catchers (2):	Terry Steinbach, George Williams
Infielders (5):	Rafael Bournigal, Mike Bordick, Brent Gates, Jason Giambi, Torey Lovullo
Outfielders (7):	Allen Battle, Geronimo Berroa, Scott Brosius, Pedro Muñoz, Phil Plantier, Matt Stairs, Ernie Young

April 15	Steve Wojciechowski recalled from Edmonton
April 15	Steve Montgomery optioned to Edmonton
April 23	Mark McGwire reinstated from the 15-day DL
April 23	Matt Stairs designated for assignment
April 25	Matt Stairs outright to Edmonton
April 27	Aaron Small designated for assignment
April 27	Bill Taylor selected from Edmonton
April 28	Jim Corsi placed on 15-day DL, pulled groin muscle
April 28	Mark Acre recalled from Edmonton

DATE	TRANSACTION	DATE	TRANSACTION
May 2	Aaron Small outright to Edmonton	Aug. 15	Phil Plantier selected from Edmonton
May 5	Scott Brosius placed on 15-day DL, fractured right wrist	Aug. 15	Pedro Muñoz transferred to 60-day DL
May 5	Jose Herrera recalled from Huntsville	Aug. 15	George Williams optioned to Edmonton
May 11	Stacy Hollins outright to Huntsville	Aug. 15	Allen Battle optioned to Edmonton
May 17	Jim Corsi sent to Modesto on injury rehab	Aug. 16	Bobby Chouinard recalled from Edmonton
May 18	Jim Corsi recalled from injury rehab at Modesto	Aug. 16	Paul Fletcher selected from Edmonton
May 19	Ariel Prieto placed on 15-day DL, strained right elbow	Aug. 16	Bill Taylor placed on 15-day DL, pulled groin
May 19	Jim Corsi reinstated from 15-day DL	Aug. 16	Brent Gates transferred to 60-day DL
May 22	John Wasdin recalled from Edmonton	Aug. 16	Jay Witasick optioned to Edmonton
May 22	Mark Acre optioned to Edmonton	Aug. 17	Mark Acre recalled from Edmonton
May 22	John Briscoe designated for assignment	Aug. 19	Bobby Chouinard optioned to Edmonton
May 22	Bobby Chouinard selected from Edmonton	Aug. 23	Webster Garrison recalled from Edmonton (NTR) and outright to Edmonton
May 28	John Briscoe outright to Edmonton	Aug. 25	Brian Leshar recalled from Edmonton
June 2	Pedro Muñoz placed on 15-day DL, strained left knee	Aug. 25	Paul Fletcher optioned to Edmonton
June 2	Tony Batista recalled from Edmonton	Aug. 30	Kerwin Moore selected from Edmonton
June 4	Allen Battle optioned to Edmonton	Aug. 30	Phil Plantier outright to Edmonton
June 5	Damon Mashore selected from Edmonton	Sept. 13	Jay Witasick recalled from Edmonton
June 11	Willie Adams recalled from Edmonton	Sept. 13	Aaron Small recalled from Edmonton
June 11	Tony Batista optioned to Edmonton	Sept. 13	Scott Spiezio recalled from Edmonton
June 12	Steve Montgomery recalled from Edmonton	Sept. 13	Bill Taylor activated from 15-day DL
June 12	Willie Adams optioned to Edmonton	Sept. 17	Bobby Chouinard recalled from Edmonton
June 16	Brent Gates placed on 15-day DL, left tibia fracture	Sept. 17	George Williams recalled from Edmonton
June 16	Tony Batista recalled from Edmonton	Sept. 18	Steve Karsay recalled from Modesto (NTR)
June 22	Scott Brosius sent to Edmonton on injury rehab assignment	Sept. 18	Steve Cox recalled from Huntsville (NTR)
June 25	Scott Brosius recalled from injury rehab at Edmonton and reinstated from 15-day DL	Sept. 18	Andrew Lorraine recalled from Edmonton (NTR)
June 25	Phil Plantier outright to Edmonton	Sept. 18	Steve Montgomery recalled from Edmonton (NTR)
July 1	Ariel Prieto sent to Modesto on injury rehab assignment	Sept. 18	Steve Wojciechowski recalled from Edmonton (NTR)
July 4	Matt Stairs selected from Edmonton	Sept. 18	Jason McDonald recalled from Edmonton (NTR)
July 4	Steve Montgomery optioned to Edmonton	Sept. 18	Allen Battle recalled from Edmonton (NTR)
July 5	Jay Witasick recalled from Huntsville	Sept. 18	Paul Fletcher recalled from Edmonton (NTR)
July 5	Steve Wojciechowski optioned to Edmonton	Sept. 18	Paul Fletcher outright to Edmonton
July 11	Ariel Prieto transferred on injury rehab to Edmonton	Sept. 30	Damon Mashore reinstated from 15-day disabled list
July 15	Dave Telgheder selected from Modesto	Oct. 2	Dane Johnson claimed on waivers from Toronto Blue Jays
July 15	Jay Witasick optioned to Huntsville	Oct. 11	Kerwin Moore outright to Edmonton
July 22	Willie Adams recalled from Edmonton	Nov. 4	Jim Corsi filed for free agency
July 22	Bobby Chouinard optioned to Edmonton	Nov. 14	Brent Gates reinstated from 15-day DL
July 24	Don Wengert placed on 15-day DL, right shoulder strain	Nov. 14	Pedro Muñoz reinstated from 15-day DL
July 25	Jay Witasick recalled from Huntsville	Nov. 15	Terry Steinbach filed for free agency
July 25	Torey Lovullo outright to Edmonton	Nov. 20	Pedro Muñoz unconditionally released
July 28	Ariel Prieto recalled from injury rehab at Edmonton and reinstated from 15-day DL	Nov. 20	Andrew Lorraine outright to Edmonton
Aug. 1	Webster Garrison selected from Edmonton	Nov. 20	Damon Mashore outright to Edmonton
Aug. 1	Todd Van Poppel designated for assignment	Nov. 20	Steve Wojciechowski outright to Edmonton
Aug. 6	Todd Van Poppel claimed on waivers by Detroit	Nov. 20	Carl Dale selected from Edmonton
Aug. 8	Don Wengert reinstated from disabled list	Nov. 20	Brad Rigby selected from Huntsville
Aug. 8	Webster Garrison optioned to Edmonton	Nov. 20	Bret Wagner selected from Huntsville
Aug. 13	Damon Mashore placed on 15-day DL, dislocated left shoulder	Dec. 7	Mike Bordick granted free agency
Aug. 13	Allen Battle recalled from Edmonton	Dec. 8	Matt Dunbar selected from Edmonton
Aug. 15	Izzy Molina selected from Edmonton	Dec. 9	Wilmer Montoya selected in major league draft (Rule 5)
		Dec. 9	Frank Catalanotto selected in major league draft (Rule 5)
		Dec. 20	Carlos Reyes granted free agency (contract non-tender)
		Jan. 27	Jose Canseco and cash acquired from the Boston Red Sox for pitcher John Wasdin

1996 AMERICAN LEAGUE RECAP

FINAL STANDINGS OF CLUBS AT CLOSE OF 1996 SEASON

American League West					American League Central				
	Won	Lost	Pct	GB		Won	Lost	Pct	GB
Texas	90	72	.556	—	Cleveland	99	62	.615	—
Seattle	85	76	.528	4½	Chicago	85	77	.525	14½
Oakland	78	84	.481	12	Milwaukee	80	82	.494	19½
California	70	91	.435	19½	Minnesota	78	84	.481	21½
					Kansas City	75	86	.466	24

American League East					Wild Card				
	Won	Lost	Pct	GB		Won	Lost	Pct.	GB
New York	92	70	.568	—	Baltimore	88	74	.543	—
Baltimore	88	74	.543	4	Seattle	85	76	.528	2½
Boston	85	77	.525	7	Boston	85	77	.525	3
Toronto	74	88	.457	18	Chicago	85	77	.525	3
Detroit	53	109	.327	39	Milwaukee	80	82	.494	8

CLUB BATTING

CLUB	AVG	G	AB	R	H	2B	3B	HR	RBI	SH	SF	HB	BB	IBB	SO	SB	CS
Cleveland	.293	161	5681	952	1665	335	23	218	904	34	57	43	671	44	844	160	50
New York	.288	162	5628	871	1621	293	28	162	830	41	72	41	632	56	909	96	46
Minnesota	.288	162	5673	877	1633	332	47	118	812	20	63	65	576	42	958	143	53
Seattle	.287	161	5668	993	1625	343	19	245	954	46	58	75	670	57	1052	90	39
Texas	.284	163	5702	928	1622	323	32	221	890	32	69	31	660	51	1041	83	26
Boston	.283	162	5756	928	1631	308	31	209	882	33	47	67	642	50	1020	91	44
Chicago	.281	162	5644	898	1586	284	33	195	860	56	62	34	701	68	927	105	41
Milwaukee	.279	162	5662	894	1578	304	40	178	845	45	50	53	624	35	986	101	48
California	.276	161	5686	762	1571	256	24	192	727	45	33	29	527	40	974	53	39
Baltimore	.274	163	5689	949	1557	299	29	257	914	31	67	61	645	49	915	76	40
Kansas City	.267	161	5542	746	1477	286	38	123	689	66	49	43	529	36	943	195	85
Oakland	.265	162	5630	861	1492	283	21	243	823	35	39	58	640	36	1114	58	35
Toronto	.259	162	5599	766	1451	302	35	177	712	38	37	92	529	19	1105	116	38
Detroit	.256	162	5530	783	1413	257	21	204	741	48	49	29	546	26	1268	87	50
TOTALS	.277	1133	79090	12208	21922	4205	2742	570	11583	752	721	8592	609	14056	1454		

CLUB PITCHING

CLUB	W	L	ERA	G	CG	SHO	SV	IP	H	R	ER	HR	HB	BB	IBB	SO	WP	BK
Cleveland	99	62	4.34	161	13	9	46	1452.1	1530	769	700	173	39	484	42	1033	49	3
Chicago	85	77	4.52	162	7	4	43	1461.0	1529	794	733	174	36	616	60	1039	59	1
Kansas City	75	86	4.55	161	17	8	35	1450.0	1563	786	733	176	56	460	32	926	56	4
Toronto	74	88	4.57	162	19	7	35	1445.2	1476	809	734	187	36	610	37	1033	61	3
New York	92	70	4.65	162	6	9	52	1440.0	1469	787	744	143	49	610	35	1139	55	5
Texas	90	72	4.65	163	19	6	43	1449.1	1569	799	749	168	43	582	44	976	38	9
Boston	85	77	4.98	162	17	5	37	1458.0	1606	921	807	185	50	722	41	1165	51	6
Milwaukee	80	82	5.14	162	6	4	42	1447.1	1570	899	826	213	57	635	33	846	56	6
Baltimore	88	74	5.14	163	13	1	44	1468.2	1604	903	839	209	38	597	35	1047	38	5
Oakland	78	84	5.20	162	7	5	34	1456.1	1638	900	841	205	52	644	61	884	60	6
Seattle	85	76	5.21	161	4	4	34	1431.2	1562	895	829	216	60	605	52	1000	37	3
Minnesota	78	84	5.28	162	13	5	31	1439.2	1561	900	844	233	41	581	27	959	49	3
California	70	91	5.30	161	12	8	38	1439.0	1546	943	847	219	84	662	47	1052	80	8
Detroit	53	109	6.38	162	10	4	22	1432.2	1699	1103	1015	241	80	784	63	957	82	4
TOTALS	1132	1132	4.99	163	79	536	20271.2	21922	11241	721	8592	609	14056	771	66			

CLUB FIELDING

CLUB	PCT.	G	PO	A	E	TC	DP	TP	PB
Texas	.986	163	4348	1647	87	6082	150	0	10
New York	.985	162	4320	1613	91	6024	146	0	17
Baltimore	.984	163	4406	1730	97	6233	173	0	14
Minnesota	.984	162	4319	1519	94	5932	142	0	11
Oakland	.984	162	4369	1778	103	6250	195	1	11
Chicago	.982	162	4383	1574	109	6066	145	1	8
Kansas City	.982	161	4350	1704	111	6165	184	1	11
Toronto	.982	162	4337	1608	110	6055	187	0	16
Seattle	.982	161	4295	1542	110	5947	155	0	8
Cleveland	.980	161	4357	1765	124	6246	156	0	11
California	.979	161	4317	1702	128	6147	156	1	12
Milwaukee	.978	162	4342	1693	134	6169	180	0	9
Boston	.978	162	4374	1638	135	6147	152	0	23
Detroit	.978	162	4298	1727	137	6162	157	0	7
TOTALS	.982	1133	60815	23240	1570	85625	2278	4	168

A.L. TOP FIVE DEPARTMENTAL LEADERS

BATTING

BATTING AVERAGE

.358	Rodriguez	SEA
.349	Thomas	CWS
.341	Molitor	MIN
.341	Knoblauch	MIN
.332	Greer	TEX

HOME RUNS

52	McGwire	OAK
50	Anderson	BAL
49	Griffey, Jr.	SEA
48	Belle	CLE
47	Gonzalez	TEX

RUNS BATTED IN

148	Belle	CLE
144	Gonzalez	TEX
143	Vaughn	BOS
142	Palmeiro	BAL
140	Griffey	SEA

RUNS

141	Rodriguez	SEA
140	Knoblauch	MIN
132	Lofton	CLE
132	Alomar	BAL
125	Griffey, Jr.	SEA

HITS

225	Molitor	MIN
215	Rodriguez	SEA
210	Lofton	CLE
207	Vaughn	BOS
197	Knoblauch	MIN

TOTAL BASES

379	Rodriguez	SEA
375	Belle	CLE
370	Vaughn	BOS
369	Anderson	BAL
348	Gonzalez	TEX

DOUBLES

54	Rodriguez	SEA
52	Martinez	SEA
47	Rodriguez	TEX
46	Cirillo	MIL
46	Cordova	MIN

TRIPLES

14	Knoblauch	MIN
10	Vina	MIL
8	Offerman	KC
8	Martinez	CWS
8	Guillen	CWS
8	Molitor	MIN

STOLEN BASES

75	Lofton	CLE
66	Goodwin	KC
54	Nixon	TOR
45	Knoblauch	MIN
35	Vizquel	CLE

WALKS

125	Phillips	CWS
123	Thome	CLE
123	Martinez	SEA
116	McGwire	OAK
109	Thomas	CWS

ON-BASE PERCENTAGE

.467	McGwire	OAK
.464	Martinez	SEA
.459	Thomas	CWS
.450	Thome	CLE
.448	Knoblauch	MIN

SLUGGING PERCENTAGE

.730	McGwire	OAK
.643	Gonzalez	TEX
.637	Anderson	BAL
.631	Rodriguez	SEA
.628	Griffey, Jr.	SEA

EXTRA BASE HITS

92	Anderson	BAL
91	Rodriguez	SEA
89	Belle	CLE
82	Gonzalez	TEX
81	Palmeiro	BAL
81	Ramirez	CLE

MULTI HIT GAMES

72	Molitor	MIN
67	Lofton	CLE
65	Rodriguez	SEA
61	Knoblauch	MIN
61	Alomar	BAL

GRAND SLAMS

3	Rodriguez	SEA
3	Sorrento	SEA
3	Ramirez	CLE
2	13 players tied	

PITCHING

EARNED RUN AVERAGE

2.93	Guzman	TOR
3.22	Hentgen	TOR
3.41	Nagy	CLE
3.45	Fernandez	CWS
3.62	Appier	KC

WINS

21	Pettitte	NYY
20	Hentgen	TOR
19	Mussina	BAL
17	Nagy	CLE
16	three players tied	

SAVES

43	Weitland	NYY
39	Mesa	CLE
38	Hernandez	CWS
36	Percival	CAL
32	Fetters	MIL

WINNING PERCENTAGE

.813	Moyer	SEA
.773	Nagy	CLE
.724	Pettitte	NYY
.700	Oliver	TEX
.667	Hentgen	TOR

GAMES STARTED

36	Mussina	BAL
35	11 players tied	

COMPLETE GAMES

10	Hentgen	TOR
7	Pavlik	TEX
7	Hill	TEX
6	four players tied	

SHUTOUTS

3	Hentgen	TOR
3	Hill	TEX
3	Robertson	MIN
2	Clemens	BOS
2	Lira	DET

GAMES

83	Guardado	MIN
83	Myers	DET
81	Stanton	TEX
75	Slocumb	BOS
73	Nelson	NYY
73	Jackson	SEA

INNINGS PITCHED

265.2	Hentgen	TOR
258.0	Fernandez	CWS
250.2	Hill	TEX
243.1	Mussina	BAL
242.2	Clemens	BOS

STRIKEOUTS

257	Clemens	BOS
215	Finley	CAL
207	Appier	KC
204	Mussina	BAL
200	Fernandez	CWS

OPP. BATTING AVERAGE

.228	Guzman	TOR
.237	Clemens	BOS
.241	Hentgen	TOR
.245	Appier	KC
.253	Fernandez	CWS

1996 TEAM LEADERS

BATTING AVERAGE

.312	McGwire
.304	Brosius
.291	Giambi
.290	Berroa
.272	Steinbach

TOTAL BASES

312	Berroa
309	McGwire
272	Steinbach
258	Giambi
221	Brosius

WALKS

116	McGwire
59	Brosius
52	Bordick
52	Young
51	Giambi

GAMES

155	Bordick
153	Berroa
145	Steinbach
141	Young
140	Giambi

DOUBLES

40	Giambi
32	Berroa
25	Brosius
25	Steinbach
21	McGwire

STOLEN BASES

10	Battle
8	Herrera
7	Batista
7	Brosius
7	Young

AT BATS

586	Berroa
536	Giambi
525	Bordick
514	Steinbach
462	Young

TRIPLES

4	Bordick
4	Young
2	Batista
2	Bournigal
2	Gates

SLUGGING PERCENTAGE

.730	McGwire
.532	Berroa
.529	Steinbach
.516	Brosius
.481	Giambi

RUNS

104	McGwire
101	Berroa
84	Giambi
79	Steinbach
73	Brosius

HOME RUNS

52	McGwire
36	Berroa
35	Steinbach
22	Brosius
20	Giambi

ON-BASE PERCENTAGE

.467	McGwire
.393	Brosius
.355	Giambi
.344	Berroa
.342	Steinbach

HITS

170	Berroa
156	Giambi
140	Steinbach
132	McGwire
130	Brosius

RUNS BATTED IN

113	McGwire
106	Berroa
100	Steinbach
79	Giambi
71	Brosius

WINS

8	Wasdin
7	Reyes
7	Wengert
6	five players tied

COMPLETE GAMES

2	Prieto
1	Adams
1	Johns
1	Telgheder
1	Wasdin
1	Wengert

INNINGS PITCHED

161.1	Wengert
158.0	Johns
131.1	Wasdin
125.2	Prieto
122.1	Reyes

ERA

3.67	Mohler
3.84	Groom
4.01	Adams
4.03	Corsi
4.15	Prieto

SHUTOUTS

1	Adams
1	Telgheder
1	Wengert

STRIKEOUTS

78	Reyes
75	Prieto
75	Wasdin
75	Wengert
71	Johns

APPEARANCES

72	Groom
72	Mohler
56	Corsi
55	Taylor
46	Reyes

SAVES

17	Taylor
7	Mohler
3	Corsi
2	Acre
2	Groom

OPPONENT BATTING AVG.

.231	Taylor
.257	Adams
.263	Mohler
.270	Corsi
.273	Prieto

MOST HOME RUNS BY A TEAM IN A MONTH

58	Baltimore (May, 1987)
55	Oakland (June, 1996)
	Minnesota (May, 1964)
	New York, NL (July, 1947)
54	New York, AL (July, 1940)

**OAKLAND
ATHLETICS**



OAKLAND A's CAREER BATTING LEADERS

GAMES		AT BATS		RUNS		HITS	
Henderson, R.	1552	Henderson, R.	5598	Henderson, R.	1169	Henderson, R.	1640
Bando	1410	Campaneris	5159	Jackson	743	Campaneris	1355
Jackson	1311	Bando	4991	McGwire	725	Lansford	1317
Campaneris	1295	Lansford	4568	Bando	725	Bando	1279
McGwire	1224	Jackson	4568	Campaneris	722	Jackson	1207
Murphy	1213	Steinbach	4162	Lansford	617	Steinbach	1144
Lansford	1203	McGwire	4082	Murphy	614	Rudi	1079
Steinbach	1199	Murphy	4047	Canseco	606	McGwire	1053
Rudi	1088	Rudi	3950	Steinbach	498	Murphy	999
Canseco	950	Canseco	3582	Rudi	483	Canseco	957

DOUBLES		TRIPLES		HOME RUNS		RUNS BATTED IN	
Henderson, R.	273	Henderson, R.	40	McGwire	329	McGwire	860
Jackson	230	Campaneris	39	Jackson	268	Bando	789
Rudi	214	Rudi	32	Canseco	231	Jackson	770
Bando	208	Phillips	25	Bando	192	Canseco	719
Steinbach	205	Lansford	23	Henderson, R.	153	Steinbach	595
Lansford	201	Jackson	23	Murphy	153	Henderson, R.	591
Campaneris	175	North	23	Steinbach	132	Murphy	563
McGwire	171	Bando	22	Tenace	121	Lansford	548
Canseco	167	Monday	21	Rudi	116	Rudi	539
Henderson, D.	143	Page	21	Armas	111	Campaneris	391
Davis, M.	143						

WALKS		STRIKEOUTS		TOTAL BASES		EXTRA BASE HITS	
Henderson, R.	1109	Jackson	1180	Henderson, R.	2452	Jackson	521
McGwire	789	Canseco	974	Jackson	2287	McGwire	505
Bando	775	McGwire	945	McGwire	2221	Henderson, R.	466
Murphy	693	Murphy	883	Bando	2107	Bando	422
Jackson	623	Henderson, R.	801	Lansford	1846	Canseco	406
Tenace	475	Steinbach	689	Canseco	1833	Rudi	362
Canseco	418	Bando	675	Steinbach	1773	Steinbach	351
Campaneris	387	Campaneris	667	Campaneris	1764	Lansford	318
Gross	368	Armas	599	Rudi	1705	Murphy	302
Lansford	353	Henderson, D.	570	Murphy	1627	Campaneris	266

STOLEN BASES		BATTING AVERAGE		SLUGGING PCT.		ON BASE PCT.	
		(Min. 1000 at bats)		(Min. 1000 at bats)		(Min. 1000 at bats)	
Henderson, R.	801	Henderson, R.	.293	McGwire	.544	Henderson, R.	.412
Campaneris	398	Berroa	.289	Canseco	.512	McGwire	.380
North	232	Lansford	.288	Jackson	.501	Tenace	.374
Lansford	146	Washington, C.	.285	Berroa	.491	Monday	.371
Jackson	144	Revering	.279	Revering	.452	Washington	.367
Canseco	127	Steinbach	.275	Kingman	.450	North	.364
Davis	121	Cater	.275	Brosius	.447	Baines	.360
Page	104	Baines	.274	Henderson, D.	.444	Bando	.359
Javier	103	Griffin	.273	Henderson, R.	.438	Jackson	.357
Murphy	99	Rudi	.273	Tenace	.435	Murphy	.356
		Hill	.273	Sierra	.435		

OAKLAND A's CAREER PITCHING LEADERS

GAMES		GAMES STARTED		COMPLETE GAMES		SHUTOUTS	
Eckersley	525	Blue	262	Blue	105	Blue	28
Fingers	502	Hunter	260	Hunter	96	Hunter	24
Lindblad	391	Stewart	245	Langford	85	Holtzman	13
Honeycutt	387	Welch	195	Holtzman	54	Odom	11
Nelson	281	Langford	195	Keough	53	Dobson	10
Blue	273	Odom	178	Norris	52	Langford	10
Hunter	266	McCatty	161	Stewart	49	Stewart	9
Stewart	257	Norris	157	McCatty	45	Nash	7
Langford	248	Keough	155	Dobson	42	Norris	7
Young	228	Young	155	Odom	34	Keough	7
						McCatty	7

WINS	LOSSES	SAVES	ERA (Min. 300 IP)
Hunter 131	Langford	105 Eckersley	320 Eckersley 2.74
Blue 124	Blue	86 Fingers	136 Nash 2.75
Stewart 119	Stewart	78 Howell	61 Segui 2.78
Welch 96	Hunter	77 Caudill	37 Fingers# 2.91
Holtzman 77	Keough	75 Lindblad	34 Holtzman 2.92
Langford 73	McCatty	63 Honeycutt	32 Blue 2.95
Odom 71	Odom	61 Knowles	30 Lindblad 2.98
Fingers 67	Fingers	61 Grant	27 Hunter 3.00
Moore 66	Welch	60 Beard	25 Honeycutt 3.10
Young 65	Norris	59 Lacey	22 Lacey 3.38

INNINGS PITCHED	WALKS	STRIKEOUTS	W-L PCT. (Min. 30 dec.)
Blue 1946.0	Stewart	655 Blue	1315 W-L PCT
Hunter 1886.1	Blue	617 Stewart	1152 Davis 38-21 .644
Stewart 1717.1	Odom	598 Hunter	1139 Hunter 131-77 .630
Langford 1467.2	McCatty	520 Fingers	784 Lindblad 42-26 .618
Welch 1271.1	Norris	499 Welch	677 Welch 96-60 .615
Odom 1202.1	Hunter	493 Odom	675 Stewart 119-78 .604
McCatty 1189.0	Welch	469 Eckersley	658 Underwood 22-15 .595
Norris 1123.2	Keough	456 Langford	654 Blue 124-86 .590
Holtzman 1083.2	Langford	402 Norris	636 Moore 66-46 .589
Keough 1060.2	Moore	375 Dobson	557 Holtzman 77-55 .583
			Knowles 19-14 .576

OAKLAND A's SEASON BATTING LEADERS

GAMES	AT BATS	RUNS	HITS
Griffin ('86) 162	Campaneris ('68) 642	Jackson ('69) 123	Canseco ('88) 187
Griffin ('85) 162	Sierra (93) 630	Canseco ('88) 120	Lansford ('89) 185
Bando ('73) 162	Canseco ('87) 630	RHenderson ('90) 119	Washington ('75) 182
Bando ('69) 162	Armas ('80) 628	RHenderson ('82) 119	Rudi ('72) 181
Bando ('68) 162	Campaneris ('72) 625	Canseco ('91) 115	Lansford ('84) 179
Bando ('75) 160	Griffin ('85) 614	RHenderson ('84) 113	RHenderson ('80) 179
Garner ('75) 160	Canseco ('88) 610	RHenderson ('80) 111	Campaneris ('68) 177
Tenace ('73) 160	Bando ('69) 609	Bando ('69) 106	Armas ('80) 175
six tied with 159	Bando ('68) 605	RHenderson ('91) 105	Rudi ('74) 174
	Campaneris ('70) 603	RHenderson ('83) 105	Bando ('69) 171

DOUBLES	TRIPLES	HOME RUNS	RUNS BATTED IN
Giambi ('96) 40	Garner ('76) 12	McGwire ('96) 52	Canseco ('88) 124
Jackson ('75) 39	Polonia ('87) 10	McGwire ('87) 49	Canseco ('91) 122
Rudi ('74) 39	Rudi ('72) 9	Jackson ('69) 47	McGwire ('87) 118
DHenderson ('88) 38	Campaneris ('68) 9	Canseco ('91) 44	Kingman ('84) 118
Jackson ('69) 36	Armas ('80) 8	McGwire ('92) 42	Jackson ('69) 118
Canseco ('87) 35	Page ('77) 8	Canseco ('88) 42	Canseco ('86) 117
Canseco ('88) 34	Campaneris ('74) 8	McGwire ('95) 39	Jackson ('73) 117
Davis ('85) 34	seven playes tied 7	McGwire ('90) 39	McGwire ('96) 113
DHenderson ('91) 33		Canseco ('90) 37	Canseco ('87) 113
RHenderson ('90) 33		Berroa ('96) 36	Bando ('69) 113
		Jackson ('75) 36	

WALKS	STRIKEOUTS	TOTAL BASES	EXTRA BASE HITS
Bando ('70) 118	Canseco ('86) 175	Canseco ('88) 347	Jackson ('69) 86
RHenderson ('80) 117	Jackson ('68) 171	McGwire ('87) 344	McGwire ('87) 81
McGwire ('96) 116	Jackson ('71) 161	Jackson ('69) 334	Jackson ('75) 78
RHenderson ('82) 116	Canseco ('90) 158	Canseco ('91) 318	Canseco ('91) 77
Jackson ('69) 114	Canseco ('87) 157	Armas ('80) 314	Canseco ('88) 76
Bando ('69) 111	Canseco ('91) 152	Berroa ('96) 312	McGwire ('96) 73
McGwire ('90) 110	Monday ('68) 143	McGwire ('96) 309	Berroa ('96) 69
Tenace ('74) 110	Jackson ('69) 142	Jackson ('75) 303	Canseco ('87) 69
Tenace ('75) 106	Jackson ('70) 135	Canseco ('87) 296	Rudi ('74) 65
RHenderson ('83) 103	Jackson ('75) 133	Bando ('73) 295	five players tied 64
		Bando ('69) 295	

OAKLAND A's SEASON BATTING LEADERS, cont.

STOLEN BASES		BATTING AVERAGE		SLUGGING PCT.		ON-BASE PCT.	
		(Min. 400 at bats)		(Min. 400 at bats)		(Min. 450 PA)	
RHenderson ('82)	130	Lansford ('89)	.336	McGwire ('96)	.730	McGwire ('96)	.467
RHenderson ('83)	108	RHenderson ('90)	.325	McGwire ('87)	.618	RHenderson ('90)	.439
RHenderson ('80)	100	RHenderson ('81)	.319	Jackson ('69)	.608	RHenderson ('92)	.426
North ('76)	75	McGwire ('96)	.312	McGwire ('92)	.585	RHenderson ('80)	.420
RHenderson ('84)	66	Washington ('75)	.308	RHenderson ('90)	.577	RHenderson ('83)	.414
RHenderson ('90)	65	Canseco ('88)	.307	Canseco ('88)	.569	Jackson ('69)	.410
Campaneris ('69)	62	Page ('77)	.307	Canseco ('91)	.556	RHenderson ('81)	.408
Campaneris ('68)	62	Berroa ('94)	.306	Canseco ('90)	.543	RHenderson ('95)	.407
RHenderson ('91)	58	Rudi ('72)	.305	Berroa ('96)	.532	Bando ('70)	.407
RHenderson ('81)	56	Henderson ('88)	.304	Jackson ('73)	.531	Page ('77)	.405
		Brosius ('96)	.304				

OAKLAND A's SEASON PITCHING LEADERS

GAMES	GAMES STARTED	COMPLETE GAMES	SHUTOUTS
Fingers ('74)	76 Hunter ('74)	41 Langford ('80)	28 Blue ('71)
Fingers ('75)	75 Blue ('74)	40 Norris ('80)	24 Blue ('76)
Lacey ('78)	74 Holtzman ('73)	40 Blue ('71)	24 Hunter ('74)
Groom ('96)	72 Dobson ('70)	40 Hunter ('74)	23 Nash ('68)
Mohler ('96)	72 Hunter ('70)	40 Keough ('80)	20 Hunter ('72)
Grant ('70)	72 Torre ('76)	39 Blue ('76)	20 Dobson ('70)
Fingers ('76)	70 Blue ('71)	39 Langford ('81)	18 nine players tied
Eckersley ('92)	69 Blue ('77)	38 six players tied	16
Heaverlo ('78)	69 Blue ('75)	38	
three players tied	68 Holtzman ('75)	38	
	Holtzman ('74)	38	

WINS	LOSSES	SAVES	ERA (Min. 100 IP)
Welch ('90)	27 Kingman ('80)	20 Eckersley ('92)	51 Blue ('71)
Hunter ('74)	25 Blue ('77)	19 Eckersley ('90)	48 Grant ('70)
Blue ('71)	24 Langford ('77)	19 Eckersley ('88)	45 Fingers ('73)
Stewart ('90)	22 Keough ('82)	18 Eckersley ('91)	43 Hunter ('72)
Norris ('80)	22 Keough ('79)	17 Eckersley ('93)	36 Lindblad ('74)
Blue ('75)	22 Holtzman ('74)	17 Caudill ('84)	36 Nash ('68)
six players tied	21 Langford ('82)	16 Eckersley ('89)	33 Todd ('75)
	Langford ('79)	16 Eckersley ('95)	29 McCatty ('81)
	five players tied	15 Howell ('85)	29 Blue ('76)
		Fingers ('75)	24 Odorn ('68)
		Grant ('70)	24

INNINGS PITCHED	WALKS	STRIKEOUTS	W-L PCT. (Min. 15 dec.)
Hunter ('74)	318.0 Odom ('69)	112 Blue ('71)	301 W-L PCT
Blue ('71)	312.0 Stewart ('88)	110 Stottlemyre ('95)	205 Welch ('90) 27-6 .818
Blue ('76)	298.0 Rijo ('86)	108 Stewart ('87)	205 Hunter ('73) 21-5 .808
Holtzman ('73)	297.1 Holtzman ('75)	108 Stewart ('88)	192 Blue ('71) 24-8 .750
Hunter ('72)	295.0 Moore ('91)	105 Hunter ('72)	191 Hunter ('72) 21-7 .750
Langford ('80)	290.0 Stewart ('91)	105 Blue ('75)	189 Dobson ('71) 15-5 .750
Norris ('80)	284.0 Stewart ('87)	105 Hunter ('71)	181 Bosman ('75) 11-4 .733
Blue ('74)	282.0 Blue ('73)	105 Norris ('80)	180 Davis ('89) 19-7 .731
Blue ('77)	280.0 Moore ('92)	103 Hunter ('70)	178 Odom ('72) 15-6 .714
Blue ('75)	278.0 Plunk ('86)	102 Rijo ('86)	176 Odom ('69) 15-6 .714
			Norris ('80) 22-9 .710

A's SEASON RECORDS (1968-1996)

CLUB, GENERAL

Games	163	1968
Games Won (total)	104	1988
(home)	54	1975, 1988 and 1989
(road)	55*	1971
Game Lost (total)	108	1979
(home)	50	1979
(road)	58	1979
Winning Percentage	.642	1988

Shutouts (won)	23	1972
(lost)	19	1978
(fewest lost)	5	1985 and 1989
One-run games (total)	59	1976
(won)	30	1970 and 1971
(lost)	32	1976
Extra-inning games (total)	22	1969 and 1976
(won)	14	1988
(lost)	14	1976
Players used (most)	47	1972
(fewest)	34	1968 and 1980
Winning streak (overall)	14	April 23-May 9, 1988
(home)	10	April 11-May 3, 1991
(road)	12	July 31-August 15, 1971
Losing streak (overall)	14	July 29-August 12, 1977
(home)	12	July 29-August 21, 1977
(road)	12	September 5, 1995-April 9, 1996

CLUB BATTING

Batting average (highest)	.265	1996
(lowest)	.236	1982
Runs	861	1996
Hits	1492	1996
Total Bases	2546	1996
Singles	1061	1983
Doubles	283	1996
Triples	40	1968
Home Runs (overall)	243	1996
(home)	113	1996
(Coliseum)	103	1996
(road)	130	1996
Consecutive games, one or more home runs	23	July 2-27, 1996 (50 total)
Grand Slams	7	1974, 1991, 1995 and 1996
Runs Batted In	823	1996
Walks	707	1992
Strikeouts	1114	1996
Stolen bases (total)	341*	1976
(vs. one team)	57	1976 (Minnesota)
Sacrifice hits	108	1978
Sacrifice flies	77	1984
Hit-by-pitcher	63	1969
Pinch-hitting (average)	.302	1986
(at bats)	213	1969
(hits)	49	1972
(home runs)	8	1970
(runs batted in)	28	1969, 1970 and 1972

CLUB PITCHING

Earned Run Average (lowest)	2.58	1972
(highest)	5.20	1996
Complete games	94	1980
Consecutive complete games	9	August 9-17, 1980
Saves	64	1988 and 1990
Shutouts (most)	23	1972
(fewest)	2	1984 and 1993
(consecutive)	3	June 11-13, 1968
	3	July 31-August 2, 1972
	3	August 14-16, 1983
	3	August 28-31, 1996
Consecutive shutout innings	37	Aug. 13-17, 1983
Consecutive innings, no home runs	136.2	June 19-July 4, 1974
Hits (most)	1638	1996
(fewest)	1170	1972
Walks (most)	680	1993
(fewest)	415	1976
Strikeouts (most)	1042	1987
(fewest)	695	1984
Home Runs (most)	205	1996
(fewest)	90	1974
Hit Batters	55	1991
Wild Pitches	72	1979
Balks	76*	1988

*A.L. Record

OAKLAND A's SEASON RECORDS, cont.

INDIVIDUAL BATTING

Batting average (right)	.336	Carney Lansford	1989
(left)	.308	Claudell Washington	1975
(switch)	.290	Brent Gates	1993
Games	162	Sal Bando	1968, 1969 and 1973
	162	Alfredo Griffin	1985 and 1986
At Bats	642	Bert Campaneris	1968
Runs	123	Reggie Jackson	1969
Hits	187	Jose Canseco	1988
Total Bases	347	Jose Canseco	1988
Singles	153	Carney Lansford	1989
Doubles	40	Jason Giambi	1996
Triples	12	Phil Garner	1976
Home Runs (right)	52*	Mark McGwire	1996
(left)	47	Reggie Jackson	1969
(home)	26	Reggie Jackson	1969
(road)	28	Mark McGwire	1987 and 1996
	28	Jose Canseco	1991
(one month)	15	Mark McGwire	May, 1987
Runs Batted In	124*	Jose Canseco	1988
Slugging Percentage	.730*	Mark McGwire	1996
On-Base Percentage	.467*	Mark McGwire	1996
Walks	118	Sal Bando	1970
Strikeouts	175	Jose Canseco	1986
Stolen Bases	130*	Rickey Henderson	1982
Caught Stealing	42*	Rickey Henderson	1982
Sacrifice Hits	22	Dwayne Murphy	1980
Sacrifice Flies	14*	Dave Kingman	1984
Hit-by-pitcher	20*	Don Baylor	1976
Ground into double play	25	Danny Cater	1969
Grand Slams	3	Gene Tenace	1974
	3*	Dave Kingman	1984
Hitting Streak	24*	Carney Lansford	July 27-August 21, 1984
Consecutive Games Reaching Base	62	Mark McGwire	Sept. 16, 1995-June 18, 1996
Consecutive Hits	8	Brent Gates	May 23-24, 1994
Consecutive Walks	7*	Jose Canseco	August 4-5, 1992
Consecutive Strikeouts	9	Rick Monday	April 28-29, 1970
Consecutive Games with HR	5	Dave Kingman	August 3-8, 1986
Consecutive Games with RBI	10	Rick Monday (18 total)	April 20-30, 1969
Consecutive Stolen Bases	28	Stan Javier	May 31-Oct. 1, 1995
Pinch-hitting (average, min 10 AB)	.500	Terry Steinbach	1996
(at-bats)	38	Bob Johnson	1969
(hits)	13	Bob Johnson	1969
	13	Tommy Davis	1971
(home runs)	4*	Jeff Burroughs	1982
(runs batted in)	12	Tommy Davis	1971
	12*	Jeff Burroughs	1982

INDIVIDUAL PITCHING

Games won (right)	27*	Bob Welch	1990
(left)	24*	Vida Blue	1971
(consecutive)	13*	Jim Hunter	1973
Games lost (right)	20	Brian Kingman	1980
(left)	19	Vida Blue	1977
(consecutive)	14	Matt Keough	1979
Earned run average (starter)	1.82*	Vida Blue	1971
(reliever)	0.61*	Dennis Eckersley	1990
Games (total)	76*	Rollie Fingers	1974
Consecutive games (total)	6	Darold Knowles	Aug. 7-12, 1972
	6	Paul Lindblad	Aug. 21-27, 1970
	6	Bob Locker	Aug. 21-27, 1970
Games started	41	Jim Hunter	1974
Complete games (total)	28	Rick Langford	1980
(consecutive)	22	Rick Langford	May 23-Sept. 12, 1980
(consecutive won)	9	Rick Langford	July 15-Aug. 15, 1980
Saves (right)	51*	Dennis Eckersley	1992
(left)	12	Rick Honeycutt	1989
Shutouts (total)	8*	Vida Blue	1971
(consecutive)	3*	Mike Torrez	September 3, 7, 11, 1976
	3*	Bobby Witt	June 23, 28, July 3, 1994

Consecutive scoreless innings (starter)	38.1	Mike Torrez	1976
(reliever)	33.2	Paul Lindblad	1975
Innings Pitched	318	Jim Hunter	1974
Hits	284	Vida Blue	1977
Runs	144	Matt Keough	1982
Earned Runs	133	Matt Keough	1982
Walks	112	John Odum	1969
Strikeouts	301*	Vida Blue	1971
Games with 10 or more strikeouts	11*	Vida Blue	1971
Home runs	39	Jim Hunter	1973
Consecutive innings, no HR (starter)	140.2	Vida Blue	1976
(reliever)	87.2	Paul Lindblad	1975
Hit batters	11	Bob Welch	1991
Wild Pitches	22	Mike Moore	1992
1-0 Victories	2	Vida Blue	1971
	2	Jim Hunter	1971
Low-hit games (0, 1 or 2-hitters)	3	Ron Darling	1992
Fewest hits, consecutive complete games	3	Bobby Witt	June 23-28, 1994

*Tied or led league

A's ONE GAME RECORDS (1968-96)

CLUB BATTING

Runs (game)	21	at Boston, June 14, 1969
(inning)	13	vs. California, July 5, 1996 (1st inning)
Hits (extra inning game)	29	at Texas, July 1, 1979 (15 innings)
(nine inning game)	25	at Boston, June 14, 1969
(inning)	9	at Texas, September 16, 1975 (8th inning)
	9	at California, July 26, 1993 (3rd inning)
	9	vs. California, July 5, 1996 (1st inning)
Total bases (game)	44	at California, June 27, 1996
(inning)	17	at California, July 26, 1993 (3rd inning)
Doubles	7	at Milwaukee, June 1, 1983
	7	at Seattle, June 22, 1993
	7	vs. Seattle, August 6, 1995
Triples	3	several times. Most recent: at Baltimore, August 30, 1995
Home Runs (game)	8	at California, June 27, 1996
(inning)	3	12 times. Most recent: at Seattle, September 22, 1996
(consecutive)	3	vs. Minnesota, June 22, 1969 (1st game) (Kubiak, Jackson, Bando)
	3	vs. Kansas City, June 19, 1979 (Gross, Revering, Heath)
	3	at Cleveland, June 3, 1980 (Revering, Page, Armas)
	3	at Cleveland, May 16, 1990 (Canseco, McGwire, Hassey)
	3	at Cleveland, July 6, 1990 (RHenderson, Lansford, Canseco)
Walks	14	vs. Baltimore, May 25, 1995
Strikeouts (9 innings)	16	vs. Cleveland, May 1, 1968
	16	at Seattle, September 23, 1995
(extra innings)	17	several times. Most recent: at Toronto, July 3, 1988 (16 innings)
Stolen bases (game)	12	at Minnesota, August 1, 1976
(inning)	5	at Boston, July 17, 1983
Steals of home	2	vs. Detroit, May 3, 1980
	2	vs. Kansas City, May 28, 1980
Pinch-hitters used	10	vs. Chicago, Sept. 19, 1972

CLUB PITCHING

Runs (game)	20	at Minnesota, April 27, 1980
	20	vs. Cleveland, May 4, 1991
	20	at Detroit, April 13, 1993
(inning)	12	vs. Texas, July 3, 1983 (15th inning)
Hits (game)	23	vs. Minnesota, July 8, 1978
(inning)	10	at New York, July 18, 1993 (7th inning)
Doubles	7	vs. Minnesota, June 27, 1992
	7	vs. Texas, May 13, 1993
	7	vs. Texas, July 12, 1996
Triples	4	at Toronto, September 11, 1983
Home Runs (game)	7	at Seattle, April 11, 1985
(inning)	4	at Minnesota, May 16, 1983
	4	at Seattle, September 21, 1996
Walks	14	vs. Detroit, August 27, 1993
Strikeouts (9 innings)	18	at Seattle, April 19, 1986
(extra innings)	26	vs. California, July 9, 1971 (20 innings)
Wild pitches	4	vs. California, July 7, 1975
	4	at Texas, June 11, 1988
	4	at Boston, June 20, 1991

OAKLAND A's ONE GAME RECORDS, cont.

CLUB, GENERAL

Players used (9 innings)	22	vs. Kansas City, October 1, 1983
	22	at Cleveland, September 7, 1984
(extra innings)	30	vs. Chicago, September 19, 1972 (15 innings)
Pitchers used (9 innings)	8	at Baltimore, July 7, 1994
(extra innings)	8	vs. Chicago, August 10, 1972
	8	vs. Texas, June 12, 1992
Left-on-base (9 innings)	17	at Chicago, September 18, 1982
(extra innings)	21	several times. Most recent: at Texas, July 1, 1979 (15 innings)
Double plays (made)	6	several times. Most recent: at Chicago, May 17, 1995
(hit into)	6	several times. Most recent: at Kansas City, May 14, 1971
Errors (9 innings)	7	vs. Kansas City, July 24, 1977
	7	vs. Chicago, September 20, 1977
	7	vs. Cleveland, June 7, 1987
Consecutive games, no errors	9	May 25-June 2, 1975 (88 innings)
Longest game (innings)	21	at Washington, June 4, 1971
(time, 9 innings)	4:09	vs. Detroit, April 7, 1993
(time, extra innings)	5:31	vs. California, April 8, 1982 (16 innings)
	5:31	vs. Chicago, August 10-11, 1972 (19 innings)
Shortest game, time	1:35	vs. Kansas City, September 28, 1971
Margin of Victory	16	at Milwaukee, May 15, 1985 (19-3)
	16	at California, June 27, 1996 (18-2)

INDIVIDUAL PITCHING

No-hitters (A's)	5	Dave Stewart at Toronto, June 29, 1990
		Mike Warren vs. Chicago, September 29, 1983
		Vida Blue, Glenn Abbott, Paul Lindblad and Rollie Fingers vs. California, September 28, 1975
		Vida Blue vs. Minnesota, September 21, 1970
		Jim Hunter vs. Minnesota, May 8, 1968 (Perfect game)
(Opponents)	7	Bob Milacki, Mike Flanagan, Mark Williamson and Gregg Olson, Baltimore, July 13, 1991 (at Oakland)
		Nolan Ryan, Texas, June 11, 1990 (at Oakland)
		John Odom and Francisco Barrios, Chicago, July 28, 1976 (at Oakland)
		Dick Bosman at Cleveland, July 19, 1974
		Jim Bibby, Texas, July 30, 1973 (at Oakland)
		Clyde Wright at California, July 3, 1970
		Jim Palmer at Baltimore, August 13, 1969
One-hitters (A's)	18	Most recent: Steve Ontiveros vs. New York, May 27, 1995
(Opponents)	17	Most recent: David Cone and Mariano Rivera (New York), September 2, 1996
Runs	11	several times. Most recent: Bob Welch vs. Cleveland, May 5, 1991
Hits	17	Mike Norris vs. Milwaukee, September 26, 1980
Home runs	5	Curt Young at Detroit, July 7, 1988
	5	Dave Telgheder at Seattle, September 21, 1996
Walks	9	five times. Most recent: Kelly Downs vs. Baltimore, August 31, 1992
Strikeouts (9 innings)	16	Jose Rijo at Seattle, April 19, 1986
(extra innings)	17	Vida Blue vs. California, July 9, 1971 (11 innings of 20 inning game)
Strikeouts, 3 consecutive games	38	Jose Rijo at Seattle, April 19, 1986 (16); vs. Seattle, April 24, 1986 (14); at Milwaukee, April 30, 1986 (8)
Hit batters	3	Jim Umbarger vs. Texas, August 8, 1977
	3	Dave Stewart vs. New York, May 9, 1990

INDIVIDUAL BATTING

Runs	5	Mike Edwards vs. Texas, September 8, 1978
	5	Mark McGwire at Cleveland, June 27, 1987
	5	Luis Polonia at Kansas City, September 9, 1988
Hits	5	several times. Most recent: Jason Giambi at Seattle, July 2, 1996
Total Bases	14	Harold Baines vs. Baltimore, May 7, 1991
Doubles	3	9 times. Most recent: Mark McGwire at Milwaukee, June 16, 1996
Triples	2	several times. Most recent: Stan Javier vs. Chicago, Sept. 9, 1995
Home Runs	3	Reggie Jackson vs. Seattle, July 2, 1969
	3	Dave Kingman at Seattle, April 16, 1984
	3	Mark McGwire at Cleveland, June 27, 1987
	3	Jose Canseco at Toronto, July 3, 1988
	3	Harold Baines vs. Baltimore, May 7, 1991
	3	Dave Henderson vs. Minnesota, August 3, 1991
	3	Mark McGwire at Boston, June 11, 1995
	3	Ernie Young vs. Minnesota, May 10, 1996
	3	Geronimo Berroa at New York, May 22, 1996
	3	Geronimo Berroa vs. Minnesota, August 12, 1996

Consecutive at bats with a home run	4	Mike Epstein vs. Washington, June 15-16, 1971
Runs batted in	10	Reggie Jackson at Boston, June 14, 1969
Walks	5	Bill North vs. California, September 17, 1973 (3 intentional)
	5	Rickey Henderson vs. California, April 8, 1982
	5	Jose Canseco at Texas, August 4, 1992
Strikeouts	5	Reggie Jackson vs. Minnesota, September 27, 1968
	5	Rick Monday at Boston, April 29, 1970
Stolen Bases	5	Bert Campaneris vs. Minnesota, May 24, 1976
	5	Rickey Henderson vs. Seattle, July 29, 1989
Hit for cycle		Tony Phillips at Baltimore, May 16, 1986
5-for-5 day		Bert Campaneris at Washington, August 9, 1968
		Sal Bando at Seattle, July 17, 1969
		Sal Bando at Seattle, September 30, 1969
		Joe Rudi vs. Minnesota, September 22, 1970
		Dave Duncan vs. Boston, July 12, 1972
		Claudell Washington at Detroit, August 30, 1974
		Tony Phillips at Baltimore, May 16, 1986
		Stan Javier vs. Cleveland, July 18, 1988
		Luis Polonia at Kansas City, September 9, 1988
		Rickey Henderson vs. Texas, September 29, 1991
		Jason Giambi at Seattle, July 2, 1996

OAKLAND A's YEAR-BY-YEAR

YEAR	Pos.	W-L	Pct.	GA/GB	Wild Card	Manager	Home	Road
1968	6	82-80	.506	-21	—	Bob Kennedy	44-38	38-42
1969	2	88-74	.543	-9	—	Hank Bauer (80-69) John McNamara (8-5)	49-32	39-42
1970	2	89-73	.549	-9	—	John McNamara	49-32	40-41
1971	1*	101-60	.627	+16	—	Dick Williams	46-35	55-25
1972	1***	93-62	.600	+5½	—	Dick Williams	48-29	45-33
1973	1***	94-68	.580	+6	—	Dick Williams	50-31	44-37
1974	1***	90-72	.556	+5	—	Alvin Dark	49-32	41-40
1975	1*	98-64	.605	+7	—	Alvin Dark	54-27	44-37
1976	2	87-74	.540	-2½	—	Chuck Tanner	51-30	36-44
1977	7	63-98	.391	-38½	—	Jack McKeon (26-27) Bobby Winkles (37-71)	35-46	28-52
1978	6	69-93	.426	-23	—	Bobby Winkles (24-15) Jack McKeon (45-78)	38-42	31-51
1979	7	54-108	.333	-34	—	Jim Marshall	31-50	23-58
1980	2	83-79	.512	-14	—	Billy Martin	46-35	37-44
1981	1*	64-45	.587	+5	—	Billy Martin	35-21	29-24
1982	5	68-94	.420	-25	—	Billy Martin	36-45	32-49
1983	4	74-88	.457	-25	—	Steve Boros	42-39	32-49
1984	4	77-85	.475	-7	—	Steve Boros (20-24) Jackie Moore (57-61)	44-37	33-48
1985	4	77-85	.475	-14	—	Jackie Moore	43-36	34-49
1986	3t	76-86	.469	-16	—	Jackie Moore (29-44) Jeff Newman (2-8) Tony La Russa (45-34)	16-16 1-5 30-15	13-28 1-3 15-19
1987	3	81-81	.500	-4	—	Tony La Russa	42-39	39-42
1988	1**	104-58	.642	+13	—	Tony La Russa	54-27	50-31
1989	1***	99-63	.611	+7	—	Tony La Russa	54-27	45-36
1990	1**	103-59	.636	+9	—	Tony La Russa	51-30	52-29
1991	4	84-78	.519	-11	—	Tony La Russa	47-34	37-44
1992	1*	96-66	.593	+6	—	Tony La Russa	51-30	45-36
1993	7	68-94	.420	-26	—	Tony La Russa	38-43	30-51
1994	2	51-63	.447	-1	—	Tony La Russa	24-32	27-31
1995	4	67-77	.465	-11½	7th (-12)	Tony La Russa	38-34	29-43
1996	3	78-84	.481	-12	16th (-10)	Art Howe	40-41'	38-43
TOTALS		2358-2211	.516				1276-1010	1082-1201

* American League Western Division Champions (10 times)

** American League Champions (6 times)

*** World Champions (4 times)

t includes 2-4 record at Las Vegas

MONTH-BY-MONTH (1968-96)

Year	April	May	June	July	August	September	October
1968	8-10	13-14	17-12	15-15	16-17	13-12	-
1969	11-8	12-13	17-9	18-11	16-15	13-17	1-1
1970	8-12	17-11	17-10	15-12	13-17	18-11	1-0
1971	17-8	16-10	17-8	14-13	23-8	14-13	-
1972	7-4	18-8	18-11	16-15	14-13	18-10	2-1
1973	9-11	15-13	18-11	17-12	20-7	15-14	-
1974	10-10	17-11	14-14	20-8	15-14	14-13	0-2
1975	12-8	16-10	20-9	18-11	15-16	17-10	-
1976	9-8	12-17	15-13	17-11	17-12	16-11	1-2
1977	12-9	10-15	10-17	10-19	10-18	11-18	0-2
1978	16-5	11-15	11-18	17-13	7-21	7-20	0-1
1979	8-14	9-19	5-24	8-20	14-15	10-16	-
1980	12-8	13-13	7-21	19-10	14-14	16-11	2-2
1981	18-3	13-17	6-3	-	10-9	15-12	2-1
1982	11-11	12-16	10-18	11-15	14-15	9-17	1-2
1983	11-9	11-16	14-15	12-17	17-13	8-16	1-2
1984	14-10	9-17	15-14	10-18	14-14	15-12	-
1985	9-12	13-12	17-10	13-14	15-14	8-20	2-3
1986	11-10	12-16	7-22	14-12	17-11	13-13	2-2
1987	9-14	15-10	16-11	12-15	15-14	12-15	2-2
1988	16-7	19-8	13-14	16-12	20-9	19-7	1-1
1989	18-8	16-10	13-14	16-10	18-11	17-10	1-0
1990	14-5	18-9	15-12	17-14	18-9	20-8	1-2
1991	13-7	15-12	13-15	15-12	15-14	11-15	2-3
1992	14-8	13-14	18-9	15-11	19-10	15-12	2-2
1993	7-11	12-16	12-14	12-17	9-21	15-13	1-2
1994	7-17	8-19	17-9	15-11	4-7	-	-
1995	1-4	16-12	16-12	8-20	17-12	9-16	0-1
1996	13-12	11-16	14-15	17-10	11-19	12-12	-
TOTALS	325-263	392-389	402-384	407-378	427-389	380-374	25-34
PCT.	.553	.502	.511	.518	.523	.504	.424

A's vs. THE AMERICAN LEAGUE (1968-96)

vs.	ANA	BALT	BOS	CHI	CLEV	DET	KC	MIL	MINN	NY	SEA	TEX	TOR	WASH	TOT
Year	W-L	W-L	W-L	W-L	W-L	W-L	W-L	W-L	W-L	W-L	W-L	W-L	W-L	W-L	W-L
1968	13-5	9-9	10-8	8-10	12-6	5-13			10-8	8-10				7-11	82-80
1969	12-6	4-8	8-4	10-8	7-5	5-7	10-8		5-13	6-6	13-5			8-4	89-74
1970	10-8	5-7	5-7	16-2	5-7	6-6	11-7	10-8	5-13	6-6				10-2	89-73
1971	11-7	4-7	9-3	7-11	8-4	8-4	13-5	15-3	10-8	7-5				9-3	101-60
1972	10-8	6-6	3-9	8-7	10-2	8-4	11-7	8-4	9-8	9-3		11-4			93-62
1973	12-6	7-5	8-4	12-6	9-3	5-7	10-8	8-4	4-14	8-4		11-7			94-68
1974	12-6	6-6	4-8	11-7	7-5	7-5	10-8	7-5	13-5	5-7		8-10			90-72
1975	11-7	8-4	6-6	9-9	10-2	6-6	11-7	7-5	12-6	6-6		12-6			98-64
1976	12-6	8-4	8-4	9-8	8-4	6-6	9-9	7-5	7-11	6-6		7-11			87-74
1977	10-5	2-8	3-8	5-10	3-7	5-5	6-9	5-5	6-8	2-9	7-8	2-13	7-3		63-98
1978	6-9	0-11	5-5	8-7	6-4	4-6	5-10	1-9	6-9	2-8	13-2	6-9	7-4		69-93
1979	3-10	4-8	3-9	4-9	4-8	5-7	4-9	6-6	4-9	3-9	8-5	2-11	4-8		54-108
1980	10-3	5-7	3-9	7-6	6-6	6-6	7-6	5-7	7-6	4-8	8-5	7-6	8-4		83-79
1981	8-2	5-7	5-7	6-7	2-3	2-1	3-3	2-4	8-2	3-4	6-1	4-2	10-2		64-45
1982	4-9	5-7	4-8	4-9	8-4	3-9	6-7	5-7	10-3	5-7	6-7	5-8	3-9		68-94
1983	8-5	4-8	4-8	5-8	5-7	6-6	6-7	6-6	9-4	4-8	9-4	2-11	6-6		74-88
1984	6-7	6-6	5-7	7-6	5-7	3-9	8-5	8-4	5-8	4-8	8-5	8-5	4-8		77-85
1985	7-6	5-7	4-8	5-8	9-3	4-8	5-8	9-3	5-8	5-7	8-5	6-7	5-7		77-85
1986	3-10	7-5	5-7	6-7	2-10	6-6	5-8	7-5	7-6	7-5	10-3	3-10	8-4		76-86
1987	7-6	5-7	8-4	4-9	8-4	7-5	8-5	6-6	3-10	7-5	5-8	6-7	7-5		81-81
1988	9-4	8-4	9-3	8-5	8-4	8-4	5-8	9-3	8-5	6-6	9-4	8-5	9-3		104-58
1989	8-5	7-5	5-7	8-5	10-2	8-4	6-7	7-5	7-6	9-3	9-4	8-5	7-5		99-63
1990	9-4	8-4	8-4	5-8	8-4	6-6	9-4	7-5	7-6	12-0	9-4	8-5	7-5		103-59
1991	12-1	9-3	4-8	6-7	7-5	8-4	7-6	4-8	5-8	6-6	6-7	4-9	6-6		84-78
1992	8-5	6-6	7-5	8-5	6-6	6-6	9-4	5-7	8-5	6-6	12-1	9-4	6-6		96-66
1993	7-6	2-10	3-9	6-7	4-8	4-8	7-6	5-7	5-8	6-6	9-4	5-8	5-7		68-94
1994	6-3	5-7	3-9	3-6	0-6	4-5	3-7	1-4	5-2	5-7	4-3	7-3	5-1		51-63
1995	7-6	7-5	4-8	5-7	0-7	3-2	8-5	2-7	7-5	9-4	7-6	5-8	3-7		67-77
1996	7-6	4-9	5-8	7-5	6-6	8-4	7-5	5-7	7-6	3-9	8-5	7-6	4-8		78-84
Totals	161-190	207-209	162-169	167-149	169-178	161-180	34-20								
	248-171	158-194	183-149	209-188	204-210	161-91	121-108								

A's vs. AL OPPONENTS (1968-1996)

WESTERN DIVISION	HOME		AWAY		TOTAL	
	Won	Lost	Won	Lost	Won	Lost
Anaheim	129	80	119	91	248	171
Seattle	91	37	70	54	161	91
Texas/Washington	103	93	92	107	195	200
TOTALS vs. WEST	323	210	281	252	604	462

CENTRAL DIVISION	HOME		AWAY		TOTAL	
	Won	Lost	Won	Lost	Won	Lost
Chicago	107	105	100	104	207	209
Cleveland	96	69	87	80	183	149
Kansas City	120	77	89	111	209	188
Milwaukee/Seattle	101	66	79	88	180	154
Minnesota	114	89	90	121	204	210
TOTALS vs. CENTRAL	538	406	445	504	983	910

EASTERN DIVISION	HOME		AWAY		TOTAL	
	Won	Lost	Won	Lost	Won	Lost
Baltimore	80	100	81	90	161	190
Boston	94	83	64	111	158	194
Detroit	93	72	69	97	162	169
New York	92	81	77	97	169	178
Toronto	56	58	65	50	121	108
TOTALS vs. EAST	415	394	356	445	771	839

OAKLAND A's BATTING (YEAR-BY-YEAR)

YEAR	AVG.	AB	R	H	2B	3B	HR	RBI	BB	SO	SH	SF	SB	CS
1968	.240	5404	569	1300	192	40	94	522	472	1022	78	35	147	62
1969	.249	5614	740	1400	210	28	148	690	617	953	74	35	100	39
1970	.249	5376	678	1338	208	24	171	630	584	977	73	36	131	68
1971	.252	5494	691	1383	195	25	160	642	542	1018	80	38	80	53
1972	.240	5200	604	1248	195	29	134	565	463	886	100	36	87	48
1973	.260	5507	758	1430	216	28	147	714	595	919	67	53	128	57
1974	.247	5301	689	1315	205	37	132	637	568	876	60	51	164	93
1975	.254	5415	758	1375	220	33	151	703	609	846	74	35	183	82
1976	.246	5353	686	1319	208	33	113	625	592	818	58	58	341	123
1977	.240	5357	605	1284	177	37	117	548	516	910	64	46	176	89
1978	.245	5321	532	1304	200	31	100	492	433	800	108	27	144	117
1979	.239	5348	573	1276	188	32	108	541	482	751	75	46	104	69
1980	.259	5495	686	1424	212	35	137	635	506	824	99	41	175	80
1981	.247	3677	458	910	119	26	104	430	342	647	46	32	96	46
1982	.236	5448	691	1286	211	27	149	659	582	948	50	54	232	87
1983	.262	5516	708	1447	237	28	121	662	524	872	55	62	236	97
1984	.259	5457	738	1415	257	29	158	697	568	871	37	77	145	64
1985	.264	5581	757	1475	229	34	155	690	508	861	63	47	116	57
1986	.252	5435	731	1370	213	25	163	683	553	983	56	51	139	61
1987	.260	5511	806	1432	263	33	199	761	593	1056	50	48	140	63
1988	.263	5602	800	1474	251	22	156	752	580	926	54	55	129	54
1989	.261	5416	712	1414	220	25	127	659	562	855	36	62	157	55
1990	.254	5433	733	1379	209	22	164	693	651	992	60	48	122	87
1991	.248	5410	760	1342	246	19	159	716	642	981	41	49	151	64
1992	.258	5387	745	1389	219	24	142	693	707	831	72	59	143	59
1993	.254	5543	715	1408	260	21	158	679	622	1048	46	49	131	59
1994	.260	3885	549	1009	178	13	113	515	417	686	24	51	91	39
1995	.264	4916	730	1296	228	18	169	694	565	911	32	58	112	46
1996	.265	5630	861	1492	283	21	243	823	640	1114	35	39	58	35
TOTALS	.253	20063	20063	6249	6249	4192	4192	16035	16035	1767	1767	4158	4158	1953
		154032		38934		799		18740		26182		1378		1953

DID YOU KNOW...

That on June 18, 1993, the A's set an Oakland record by overcoming an eight run deficit to win. Trailing Kansas City 8-0 entering the bottom of the second, Oakland scored twice in the second, six times in the fifth and two more in the seventh for a 10-9 win. The all-time Athletics record is also the major league record, set by the Philadelphia A's on June 15, 1925 against Cleveland. The A's trailed by 12 runs in that game and scored 13 times in the bottom of the eighth to win 17-15.

OAKLAND A's PITCHING (YEAR-BY-YEAR)

YEAR	ERA	CG	SV	SHO	IP	H	R	ER	HR	BB	SO	HB	WP
1968	2.94	45	29	18	1455.2	1220	542	475	125	505	997	31	55
1969	3.71	42	36	14	1480.2	1356	678	611	163	586	887	39	55
1970	3.30	33	40	15	1442.2	1253	593	529	134	542	858	33	37
1971	3.05	57	36	18	1469.1	1229	564	498	131	501	999	34	56
1972	2.58	42	43	23	1417.2	1170	457	406	96	418	862	19	29
1973	3.29	46	41	16	1457.1	1311	615	532	143	494	797	30	52
1974	2.95	49	28	12	1439.2	1322	551	472	90	430	755	25	28
1975	3.27	36	44	10	1448	1267	606	526	102	523	784	37	47
1976	3.26	39	29	13	1459.1	1412	598	528	96	415	711	30	40
1977	4.05	32	25	3	1436.2	1469	749	647	145	560	788	24	55
1978	3.62	26	29	11	1433.1	1401	690	577	106	582	750	26	37
1979	4.74	41	20	4	1429.1	1606	860	752	147	654	727	49	72
1980	3.46	94	13	9	1471.2	1347	642	566	142	521	769	31	48
1981	3.30	60	10	11	993	883	403	364	80	370	505	28	30
1982	4.54	42	22	6	1456	1506	819	735	177	648	697	30	58
1983	4.35	22	33	7	1454	1462	782	703	135	626	719	31	43
1984	4.48	15	44	2	1430	1554	796	712	155	592	695	35	46
1985	4.41	10	41	1	1453	1451	787	712	172	607	785	25	46
1986	4.31	22	37	8	1433	1334	760	686	166	667	937	34	62
1987	4.32	18	40	6	1445.2	1442	789	694	176	531	1042	36	52
1988	3.44	22	64	9	1489.1	1376	620	569	116	553	983	29	62
1989	3.09	17	57	3	1448.1	1287	576	497	103	510	930	28	71
1990	3.18	18	64	16	1456	1287	570	514	123	494	831	27	50
1991	4.57	14	49	10	1444.1	1425	776	734	155	655	892	55	60
1992	3.73	8	58	9	1447	1396	672	599	129	601	843	41	67
1993	4.90	8	42	2	1452.1	1551	846	791	157	680	864	49	39
1994	4.80	12	23	9	1003.1	979	589	535	128	510	732	34	42
1995	4.93	8	34	4	1273.0	1320	761	698	153	556	890	53	56
1996	5.20	7	34	5	1456.1	1638	900	841	205	644	884	52	60
TOTALS	3.84	885	1065	274	40976.0	39254	19591	17503	3950	15975	23913	995	1455

OAKLAND A's FIELDING (YEAR-BY-YEAR)

YEAR	AVG.	G	PO	A	E	TC	DP	TP	PB
1968	.977	163	4367	1659	145	6171	136	0	20
1969	.979	162	4442	1788	136	6366	162	0	26
1970	.977	162	4328	1680	141	6149	152	0	12
1971	.981	161	4408	1660	117	6185	157	0	17
1972	.979	155	4253	1689	130	6072	146	0	13
1973	.978	162	4372	1710	137	6219	170	0	9
1974	.977	162	4319	1704	141	6164	154	0	10
1975	.977	162	4344	1686	143	6173	140	0	13
1976	.977	161	4378	1821	144	6343	130	0	11
1977	.970	161	4310	1762	190	6262	136	0	12
1978	.971	162	4300	1626	179	6105	145	0	10
1979	.972	162	4288	1718	174	6180	137	3	15
1980	.979	162	4415	1631	130	6176	115	0	9
1981	.980	109	2979	1080	81	4140	74	1	2
1982	.974	162	4368	1647	160	6175	140	0	8
1983	.974	162	4363	1602	157	6122	157	1	14
1984	.975	162	4290	1507	146	5943	159	0	9
1985	.977	162	4359	1566	140	6065	136	0	19
1986	.978	162	4299	1596	135	6030	120	0	16
1987	.977	162	4337	1649	142	6128	123	0	18
1988	.983	162	4468	1629	105	6202	151	0	10
1989	.979	162	4345	1640	129	6114	159	0	13
1990	.986	162	4368	1630	87	6085	152	0	14
1991	.982	162	4333	1608	107	6048	150	0	8
1992	.979	162	4341	1576	125	6042	158	0	8
1993	.982	162	4357	1625	111	6093	161	0	15
1994	.979	114	3010	1122	88	4220	105	0	5
1995	.981	144	3819	1486	102	5407	151	0	4
1996	.984	162	4369	1778	103	6250	195	1	11
TOTALS	.978	4570	122929	46875	3825	173629	4171	6	351

OAKLAND A's DH STATS (YEAR-BY-YEAR)

YEAR	AVG.	AB	R	H	2B	3B	HR	RBI	BB	SO	SB	CS
1973	.240	595	85	143	25	2	22	92	82	132	5	6
1974	.243	608	56	148	24	5	9	67	43	97	12	11
1975	.247	587	93	145	21	1	25	92	84	83	18	5
1976	.228	574	74	131	20	1	14	66	83	88	36	15
1977	.243	608	59	148	21	1	13	71	47	76	10	9
1978	.261	582	71	152	24	5	24	85	73	124	7	14
1979	.245	600	63	147	15	3	11	60	60	112	15	16
1980	.239	618	81	148	17	6	17	70	57	123	17	10
1981	.217	419	51	91	10	1	17	72	41	103	8	5
1982	.246	615	68	151	26	3	20	91	70	130	10	7
1983	.253	613	78	155	24	2	11	73	66	121	6	6
1984	.261	618	80	161	23	1	37	122	60	132	5	1
1985	.229	619	74	142	14	0	32	100	70	117	3	3
1986	.221	639	78	141	24	0	36	101	43	135	5	4
1987	.203	617	81	125	24	2	22	74	65	163	5	5
1988	.231	616	75	142	23	0	18	80	64	109	6	3
1989	.262	641	73	168	30	0	26	107	48	110	4	0
1990	.245	608	76	149	24	2	15	80	79	152	16	8
1991	.280	615	103	172	29	1	27	112	89	103	10	1
1992	.244	622	88	152	20	0	26	108	80	107	5	6
1993	.257	630	87	162	27	1	26	86	73	161	13	6
1994	.272	430	74	117	18	2	20	73	60	89	7	3
1995	.256	566	84	145	24	2	20	77	72	128	7	6
1996	.254	621	101	158	32	0	33	105	75	141	1	2

Oakland Athletics

A's YEAR-BY-YEAR BATTING LEADERS

BATTING AVERAGE			YEAR	G	YEAR	AB		
			1972	Bando	152	1977	Sanguillen	571
YEAR	AVG.		1973	Bando	162*	1978	Revering	521
1968	Cater	.290	1974	Rudi	158	1979	Newman	516
1969	Bando	.281		Tenace	158	1980	Armas	628
1970	Campaneris	.279	1975	Bando	160*	1981	Armas	440
1971	Jackson	.277		Garner	160*	1982	Murphy	543
1972	Rudi	.305	1976	Garner	159	1983	Henderson	513
1973	Jackson	.293	1977	Sanguillen	152	1984	Lansford	597
1974	Rudi	.293	1978	Revering	152	1985	Griffin	614
1975	Washington	.308	1979	Newman	143	1986	Canseco	600
1976	North	.276	1980	Murphy	159	1987	Canseco	630
1977	Page	.307	1981	Armas	109*	1988	Canseco	610
1978	Page	.285	1982	Murphy	151	1989	D. Henderson	579
1979	Revering	.288	1983	Phillips	148	1990	McGwire	523
1980	Henderson	.303	1984	Phillips	154	1991	Canseco	572
1981	Henderson	.319	1985	Griffin	162		D. Henderson	572
1982	Burroughs	.277	1986	Griffin	162	1992	Bordick	504
1983	Lansford	.308	1987	Canseco	159	1993	Sierra	630
1984	Lansford	.300	1988	Canseco	158	1994	Sierra	426
1985	Bochte	.295	1989	D. Henderson	152	1995	Berroa	546
1986	Griffin	.285	1990	McGwire	156	1996	Berroa	586
1987	Lansford	.289	1991	Gallego	159			
	McGwire	.289	1992	Bordick	154			
1988	Canseco	.307	1993	Bordick	159			
1989	Lansford	.336	1994	Bordick	114			
1990	R. Henderson	.325	1995	Berroa	141	YEAR	R	
1991	Baines	.295	1996	Bordick	155	1968	Campaneris	86
1992	Bordick	.300				1969	Jackson	123*
1993	R. Henderson	.327				1970	Campaneris	97
1994	Berroa	.306				1971	Jackson	87
1995	Henderson	.300				1972	Rudi	94
1996	McGwire	.312				1973	Jackson	99*
						1974	Jackson	90
						1975	Jackson	91
						1976	North	91
						1977	Page	85
						1978	Page	62
						1979	Revering	63
						1980	Henderson	111
						1981	Henderson	89*
						1982	Henderson	119

GAMES

YEAR	G	
1968	Bando	162*
1969	Bando	162*
1970	Bando	155
1971	Bando	153

AT BATS

YEAR	AB	
1968	Campaneris	642
1969	Bando	609
1970	Campaneris	603
1971	Campaneris	569
1972	Campaneris	625*
1973	Campaneris	601
1974	Rudi	593
1975	Jackson	593
1976	Baylor	595

RUNS

YEAR	R	
1968	Campaneris	86
1969	Jackson	123*
1970	Campaneris	97
1971	Jackson	87
1972	Rudi	94
1973	Jackson	99*
1974	Jackson	90
1975	Jackson	91
1976	North	91
1977	Page	85
1978	Page	62
1979	Revering	63
1980	Henderson	111
1981	Henderson	89*
1982	Henderson	119

A's YEAR-BY-YEAR BATTING LEADERS, cont.

YEAR	R	YEAR	2B	YEAR	HR			
1983	Henderson	105	1985	Davis	34	1983	Murphy	17
1984	Henderson	113	1986	Canseco	29		Lopes	17
1985	Davis	92	1987	Canseco	35	1984	Kingman	35
1986	Canseco	85	1988	Henderson	38	1985	Kingman	30
1987	McGwire	97	1989	Lansford	28	1986	Kingman	35
1988	Canseco	120	1990	R. Henderson	33	1987	McGwire	49*
1989	Lansford	81	1991	D. Henderson	33	1988	Canseco	42*
1990	R. Henderson	119*	1992	Lansford	30	1989	McGwire	33
1991	Canseco	115	1993	Gates	29	1990	McGwire	39
1992	McGwire	87	1994	Javier	23	1991	Canseco	44*
1993	R. Henderson	77	1995	Henderson	31	1992	McGwire	42
	Sierra	77	1996	Giambi	40	1993	Sierra	22
1994	Javier	75				1994	Sierra	23
1995	Berroa	87				1995	McGwire	39
1996	McGwire	104				1996	McGwire	52*

TRIPLES

YEAR	HITS	YEAR	3B	YEAR	RUNS BATTED IN
1968	Campaneris	177	1968	Campaneris	9
1969	Bando	171	1969	Green	6
1970	Campaneris	168	1970	Monday	7
1971	Jackson	157	1971	Monday	4
1972	Rudi	181*		Rudi	4
1973	Bando	169	1972	Rudi	9*
1974	Rudi	174	1973	Campaneris	6
1975	Washington	182	1974	Campaneris	8
1976	North	163	1975	Washington	7
1977	Sanguillen	157	1976	Garner	12*
1978	Page	147	1977	Page	8
1979	Revering	136	1978	Page	7
1980	Henderson	179	1979	Murphy	4
1981	Henderson	135*	1980	Armas	8
1982	Henderson	143	1981	Henderson	7
1983	Henderson	150	1982	Henderson	4
1984	Lansford	179		Heath	4
1985	Griffin	166	1983	Henderson	7
1986	Griffin	169	1984	Lansford	5
1987	Canseco	162		Heath	5
1988	Canseco	187	1985	Griffin	7
1989	Lansford	185	1986	Griffin	6
1990	R. Henderson	159	1987	Polonia	10
1991	D. Henderson	158	1988	Phillips	4
1992	Bordick	151		Polonia	4
1993	Gates	155	1989	Phillips	6
1994	Javier	114	1990	R. Henderson	3
	Sierra	114		Randolph	3
1995	Berroa	152	1991	three players tied	4
1996	Berroa	170	1992	Wilson	5
			1993	Sierra	5
			1994	Sierra	5
			1995	McGwire	5
			1996	McGwire	4
			1996	Bordick	4
				Young	4

DOUBLES

HOME RUNS

TOTAL BASES

YEAR	2B	YEAR	HR	YEAR	TB
1968	Cater	28	1968	Jackson	250
1969	Jackson	36	1969	Jackson	334
1970	Campaneris	28*	1970	Campaneris	270
1971	Campaneris	29	1971	Jackson	288
1972	Rudi	32*	1972	Rudi	288
1973	Bando	32	1973	Bando	295*
1974	Rudi	39*	1974	Rudi	287*
1975	Jackson	39	1975	Jackson	303
1976	Rudi	32	1976	Bando	235
1977	Page	28	1977	Page	261
1978	Page	25	1978	Page	237
1979	Revering	25	1979	Fleivering	228
1980	Henderson	22	1980	Armas	314
1981	Armas	24	1981	Armas	211
1982	Henderson	24	1982	Armas	232
1983	Almon	29	1983	Henderson	216
1984	Lansford	31	1984	Kingman	277
			1985	Davis	265
			1985	Davis	265

YEAR	TB	YEAR	BB	<i>SACRIFICE HITS</i>	
1986	Canseco	274	1992	R. Henderson	95
1987	McGwire	344	1993	R. Henderson	85
1988	Canseco	347	1994	Henderson	72
1989	Parker	239	1995	McGwire	88
1990	R. Henderson	282	1996	McGwire	116
1991	Canseco	318			
1992	McGwire	273			
1993	Sierra	246			
1994	Sierra	206			
1995	Berroa	246			
1996	Berroa	312			

SLUGGING PCT.

YEAR	PCT.
1968	Jackson .464
1969	Jackson .608*
1970	Mincher .460
1971	Jackson .508
1972	Epstein .490
1973	Jackson .531*
1974	Jackson .514
1975	Jackson .511
1976	Tenace .458
1977	Page .521
1978	Page .459
1979	Revering .483
1980	Armas .500
1981	Armas .480
1982	Burroughs .505
1983	Lansford .475
1984	Kingman .505
1985	Davis .484
1986	Canseco .457
1987	McGwire .618*
1988	Canseco .569*
1989	Canseco .542
1990	R. Henderson .577
1991	Canseco .556
1992	McGwire .585*
1993	R. Henderson .553
1994	Berroa .485
1995	McGwire .685
1996	McGwire .730*

WALKS

YEAR	BB
1968	Monday 72
1969	Jackson 114
1970	Bando 118
1971	Bando 86
1972	Epstein 68
1973	Tenace 101
1974	Tenace 110*
1975	Tenace 106
1976	Tenace 81
1977	Gross 86
1978	Page 53
1979	Murphy 83
1980	Henderson 117
1981	Murphy 73
1982	Henderson 116*
1983	Henderson 103*
1984	Henderson 88
1985	Murphy 84
1986	Phillips 76
1987	McGwire 71
1988	Canseco 78
1989	McGwire 83
1990	McGwire 110*
1991	R. Henderson 98

STRIKEOUTS

YEAR	SO
1968	Jackson 171*
1969	Jackson 142*
1970	Jackson 135*
1971	Jackson 161*
1972	Jackson 125
1973	Jackson 116
1974	Jackson 105
	Tenace 105
1975	Jackson 133
1976	North 95
1977	Gross 84
1978	Page 95
1979	Page 93
1980	Armas 123
1981	Armas 115*
1982	Armas 128
1983	Murphy 105
1984	Kingman 119
1985	Murphy 123
1986	Canseco 175
1987	Canseco 157
1988	Canseco 128
1989	D. Henderson 131
1990	Canseco 158
1991	Canseco 152
1992	McGwire 105
1993	D. Henderson 113
1994	Javier 76
1995	Berroa 98
1996	Berroa 122

STOLEN BASES

YEAR	SB
1968	Campaneris 62*
1969	Campaneris 62
1970	Campaneris 42*
1971	Campaneris 34
1972	Campaneris 52*
1973	North 53
1974	North 54*
1975	Washington 40
1976	North 75*
1977	Page 42
1978	Dilone 50
1979	Henderson 33
1980	Henderson 100*
1981	Henderson 56*
1982	Henderson 130*
1983	Henderson 108*
1984	Henderson 66*
1985	Collins 29
1986	Griffin 33
1987	Polonia 29
1988	Canseco 40
1989	R. Henderson 52
1990	R. Henderson 65*
1991	R. Henderson 58*
1992	R. Henderson 48
1993	R. Henderson 31
1994	Javier 24
1995	Javier 36
1996	Battle 10

YEAR	SH
1968	Campaneris 8
	Hunter 8
1969	Campaneris 10
1970	Bando 7
1971	Blue 13
1972	Campaneris 20*
1973	Campaneris 9
1974	Campaneris 11
	North 11
1975	Garner 21*
1976	Campaneris 18
1977	Picciole 14
1978	Guerrero 17
1979	Murphy 13
1980	Murphy 22*
1981	Picciole 9
1982	Murphy 12
1983	Phillips 11
1984	Phillips 7
1985	Hill 16
1986	Griffin 12
1987	Griffin 10
1988	Hubbard 10
1989	Gallego 8
1990	Gallego 17*
1991	Bordick 12
1992	Browne 16*
1993	Bordick 10
1994	Javier 7
1995	Bordick 7
1996	Bournigal 8

SACRIFICE FLIES

YEAR	SF
1968	Bando 5
1969	Green 6
1970	Mincher 7
1971	Campaneris 6
	Jackson 6
1972	Duncan 6
1973	Campaneris 7
1974	Bando 13
1975	Washington 7
1976	Campaneris 11
	Baylor 11
1977	Armas 8
1978	Page 4
1979	Essian 9
1980	Gross 6
	Guerrero 6
1981	Johnson 6
1982	Murphy 8
	Armas 8
1983	Almon 11
1984	Kingman 14*
1985	Kingman 8
1986	Canseco 9
1987	Canseco 9
1988	Henderson 7
	Weiss 7
1989	McGwire 11
1990	McGwire 9
1991	Steinbach 9
1992	McGwire 9
1993	Sierra 10
1994	Sierra 11
1995	Gates 11
1996	Berroa 6

*Tied or led league

Oakland Athletics

A's YEAR-BY-YEAR PITCHING LEADERS

<i>WINS</i>		<i>ERA (Starters)</i>		<i>GAMES</i>	
YEAR	W	YEAR	ERA	YEAR	G
1968	16	1968	2.28	1968	Aker 54
1969	15	1969	2.92	1969	Lindblad 60
	15	1970	2.56*		Fingers 60
1970	18	1971	1.82*	1970	Grant 72
1971	24	1972	2.04	1971	Fingers 48
1972	21	1973	2.97	1972	Fingers 65
1973	21	1974	2.49	1973	Fingers 62
	21	1975	3.01	1974	Fingers 76*
1974	25*	1976	2.35	1975	Fingers 75*
1975	22	1977	3.83	1976	Fingers 65
1976	18	1978	3.24	1977	Lacey 64
1977	14	1979	4.22	1978	Lacey 74
1978	11	1980	2.53	1979	Heaverlo 62
1979	12	1981	2.32*	1980	Lacey 47
1980	22	1982	3.99	1981	Jones 33
1981	14	1983	3.61	1982	Underwood 56
1982	11	1984	3.15	1983	Underwood 51
	11	1985	3.89	1984	Caudill 68
1983	12	1986	2.74	1985	Howell 63
1984	13	1987	3.68	1986	Ontiveros 46
1985	14	1988	3.23	1987	Eckersley 54
1986	13	1989	2.61		Nelson 54
1987	20*	1990	2.56	1988	Eckersley 60
1988	21	1991	2.96	1989	Honeycutt 64
1989	21	1992	3.27	1990	Eckersley 63
1990	27*	1993	4.29	1991	Eckersley 67
1991	17	1994	2.65*	1992	Eckersley 69
1992	17	1995	4.37	1993	Eckersley 64
1993	14	1996	4.15	1994	Eckersley 45
1994	10			1995	Eckersley 52
1995	14			1996	Groom 72
1996	8				Mohler 72

ERA (Relievers)

<i>LOSSES</i>		<i>ERA</i>		<i>GAMES STARTED</i>	
YEAR	L	YEAR	ERA	YEAR	GS
		1968	2.40		
		1969	2.20		
		1970	0.72		
1968	14	1971	2.88	1968	Dobson 34
1969	15	1972	1.36		Hunter 34
1970	15	1973	1.92	1969	Dobson 35
1971	12	1974	2.06		Hunter 35
1972	11	1975	2.29	1970	Hunter 40
1973	13	1976	2.47		Dobson 40
1974	17	1977	2.62	1971	Blue 39
1975	14	1978	2.64	1972	Hunter 37
1976	13	1979	4.11	1973	Holtzman 40
1977	19	1980	2.84	1974	Hunter 41
	19	1981	2.77	1975	Holtzman 38
1978	15	1982	3.29		Blue 38
1979	17	1983	2.77	1976	Torrez 39
1980	20	1984	2.71	1977	Blue 38
1981	10	1985	1.93	1978	Keough 32
1982	18*	1986	3.00	1979	Langford 29
1983	12	1987	3.03	1980	Langford 33
1984	14	1988	2.35		Norris 33
1985	14	1989	1.56	1981	Langford 24
1986	11	1990	0.61	1982	Keough 34
1987	13	1991	2.96	1983	Codioli 31
1988	12	1992	1.43	1984	McCatty 30
1989	11	1993	2.81	1985	Codioli 37
1990	15	1994	3.50	1986	Young 27
1991	13	1995	2.20	1987	Stewart 37
1992	12	1996	3.65	1988	Stewart 37*
1993	13			1989	Stewart 36*
1994	11			1990	Stewart 36*
1995	8			1991	Stewart 35*
1996	12				Welch 35*
				1992	Moore 36*

YEAR		GS	YEAR	SHO	YEAR	IP		
1993	Witt	33	1984	Burris	1	1979	Langford	219.0
1994	Darling	25*		Young	1	1980	Langford	290.0*
1995	Stottlemyre	31	1985	Sutton	1	1981	Langford	195.1
1996	Wengert	25	1986	Young	2	1982	Langford	237.1

COMPLETE GAMES

YEAR		CG	YEAR	SHO	YEAR	IP		
1968	Nash	12	1987	Ontiveros	1	1983	Codioli	205.2
1969	Dobson	11		Stewart	1	1984	Burris	211.2
1970	Dobson	13	1988	Stewart	2	1985	Codioli	226.0
1971	Blue	24		Welch	2	1986	Young	198.0
1972	Holtzman	16	1989	Moore	3	1987	Stewart	261.1
	Hunter	16	1990	Stewart	4*	1988	Stewart	275.2*
1973	Holtzman	16	1991	Moore	1	1989	Stewart	257.2
1974	Hunter	23		Stewart	1	1990	Stewart	267.0*
1975	Holtzman	13	1992	Welch	1	1991	Stewart	226.0
	Blue	13		Darling	3	1992	Moore	223.0
1976	Blue	20	1993	Witt	1	1993	Witt	220.0
1977	Blue	16	1994	Witt	3	1994	Darling	160.0
1978	Johnson	7	1995	Johns	1	1995	Stottlemyre	209.2
1979	Langford	14		Ontiveros	1	1996	Wengert	161.1
1980	Langford	26*	1996	Adams	1			
1981	Langford	18*		Telgheder	1			
1982	Langford	15		Wengert	1			

SAVES

YEAR		SV	YEAR	SO	
1983	Codioli	7	1968	Hunter	172
1984	Burris	5	1969	Odum	150
1985	Codioli	4		Hunter	150
1986	Andujar	7	1970	Hunter	178
1987	Stewart	8	1971	Blue	301
1988	Stewart	14*	1972	Hunter	191
1989	Stewart	8	1973	Blue	158
1990	Stewart	11*	1974	Blue	174
1991	Welch	7	1975	Blue	189
1992	Darling	4	1976	Blue	166
1993	Witt	5	1977	Blue	157
1994	Witt	5	1978	Keough	108
1995	Ontiveros	2	1979	Langford	101
	Stottlemyre	2	1980	Norris	180
1996	Prieto	2	1981	McCatty	91
			1982	Norris	83
			1983	Conroy	112
			1984	Burris	93
			1985	Codioli	111
			1986	Rijo	176
			1987	Stewart	205
			1988	Stewart	192
			1989	Moore	172
			1990	Stewart	166
			1991	Moore	153
			1992	Stewart	130
			1993	Witt	131
			1994	Witt	111
			1995	Stottlemyre	205
			1996	Reyes	78

SHUTOUTS

YEAR		SHO	YEAR	BB	
1968	Nash	6	1968	Odum	98
1969	Odum	3	1969	Odum	112
	Hunter	3	1970	Odum	100
1970	Dobson	5*	1971	Blue	88
1971	Blue	8*	1972	Odum	87
1972	Hunter	5	1973	Blue	105
1973	Holtzman	4	1974	Blue	98
	Blue	4	1975	Holtzman	108
1974	Hunter	6	1976	Torrez	87
1975	Holtzman	2	1977	Blue	86
	Blue	2	1978	Keough	85
1976	Blue	6	1979	Norris	94
1977	Blue	1	1980	McCatty	99
	Norris	1	1981	Norris	63
	Langford	1	1982	Keough	101
1978	Langford	2	1983	Conroy	98
	Johnson	2			
1979	Keough	1			
	Kingman	1			
	Langford	1			
1980	Keough	2			
	Langford	2			
1981	McCatty	4			
1982	Keough	2			
	Langford	2			
1983	Codioli	2			
	McCatty	2			

INNINGS PITCHED

YEAR		IP	YEAR	BB	
1968	Hunter	234	1968	Odum	98
1969	Hunter	247	1969	Odum	112
1970	Dobson	267	1970	Odum	100
1971	Blue	213	1971	Blue	88
1972	Hunter	295	1972	Odum	87
1973	Holtzman	297	1973	Blue	105
1974	Hunter	318	1974	Blue	98
1975	Blue	278	1975	Holtzman	108
1976	Blue	298	1976	Torrez	87
1977	Blue	279.2	1977	Blue	86
1978	Keough	197.1	1978	Keough	85
			1979	Norris	94
			1980	McCatty	99
			1981	Norris	63
			1982	Keough	101
			1983	Conroy	98

STRIKEOUTS

YEAR		SO
1968	Hunter	172
1969	Odum	150
	Hunter	150
1970	Hunter	178
1971	Blue	301
1972	Hunter	191
1973	Blue	158
1974	Blue	174
1975	Blue	189
1976	Blue	166
1977	Blue	157
1978	Keough	108
1979	Langford	101
1980	Norris	180
1981	McCatty	91
1982	Norris	83
1983	Conroy	112
1984	Burris	93
1985	Codioli	111
1986	Rijo	176
1987	Stewart	205
1988	Stewart	192
1989	Moore	172
1990	Stewart	166
1991	Moore	153
1992	Stewart	130
1993	Witt	131
1994	Witt	111
1995	Stottlemyre	205
1996	Reyes	78

WALKS

YEAR		BB
1968	Odum	98
1969	Odum	112
1970	Odum	100
1971	Blue	88
1972	Odum	87
1973	Blue	105
1974	Blue	98
1975	Holtzman	108
1976	Torrez	87
1977	Blue	86
1978	Keough	85
1979	Norris	94
1980	McCatty	99
1981	Norris	63
1982	Keough	101
1983	Conroy	98

A's YEAR-BY-YEAR PITCHING LEADERS, cont.

YEAR	BB	YEAR	BB	YEAR	BB		
1984	Burriss	90	1990	Moore	84		
1985	Birtsas	91	1991	Moore	105		
1986	Rijo	108		Stewart	105		
1987	Stewart	105	1992	Moore	103		
1988	Stewart	110	1993	Witt	91		
1989	Moore	83	1994	Van Poppel	89*		
					1995	Stottlemire	80
					1996	Johns	69

A's PRIMARY DESIGNATED HITTER STATS

YEAR	PLAYER	AVG.	G	AB	R	H	2B	3B	HR	RBI	BB	SO	SB
1973	Johnson, D.	.245	107	384	55	94	13	1	16	71	50	94	0
1974	Alou, J.	.273	41	132	7	36	4	0	2	14	5	5	0
	Washington, C.	.286	38	119	9	34	8	2	0	15	8	23	2
	Mangual	.222	37	126	8	28	5	1	1	15	5	16	1
1975	Williams, B.	.244	145	500	64	122	19	1	22	77	72	67	0
1976	Williams, B.	.208	106	342	36	71	11	0	11	40	54	43	4
1977	Sanguillen	.274	58	230	18	63	9	1	3	27	10	12	1
	Williams, E.	.232	45	164	17	38	5	0	6	16	8	31	1
1978	Alexander, G.	.183	45	149	13	27	4	1	10	19	34	65	0
	Carty	.277	41	141	19	39	5	1	11	29	11	15	0
	Page	.316	33	117	14	37	4	3	3	14	18	20	2
1979	Page	.244	126	463	50	113	10	2	8	41	49	91	15
1980	Page	.247	101	340	56	84	10	4	17	49	35	84	14
1981	Johnson, C.	.273	68	245	35	67	8	0	14	53	24	57	5
1982	Johnson, C.	.239	48	163	15	39	6	0	5	23	23	31	0
	Burroughs	.268	48	157	21	42	7	1	6	23	26	37	1
	Meyer	.246	38	142	10	35	6	1	3	28	8	15	1
1983	Burroughs	.271	114	395	43	107	15	1	10	56	46	78	0
1984	Kingman	.264	139	518	68	137	21	1	35	112	41	112	2
1985	Kingman	.233	149	567	61	132	13	0	28	84	57	110	2
1986	Kingman	.214	140	552	70	118	19	0	35	94	33	125	3
1987	Jackson	.179	79	252	28	45	7	0	11	32	26	76	2
1988	Baylor	.226	80	257	28	58	7	0	7	33	31	42	0
	Parker	.243	61	239	27	58	11	0	6	33	18	43	0
1989	Parker	.265	140	547	56	145	27	0	22	97	37	89	0
1990	Canseco	.233	43	159	23	37	5	0	6	25	18	59	9
	Baines	.258	30	93	11	24	5	0	3	19	20	17	0
	Steinbach	.256	25	78	5	20	2	0	2	10	4	17	0
1991	Baines	.298	125	447	69	133	22	1	18	81	68	60	0
1992	Baines	.237	116	410	47	97	16	0	15	69	50	58	1
1993	Neel	.274	85	318	43	87	15	0	15	44	34	79	3
1994	Berroa	.287	44	174	32	50	6	2	8	35	20	25	2
	Neel	.292	35	130	19	38	7	0	7	21	13	33	1
1995	Berroa	.277	72	289	51	80	11	1	12	48	32	44	2
1996	Berroa	.287	91	356	66	102	22	0	21	66	31	80	0

OAKLAND A's STEALS OF HOME (36)

1968	Danny Cater vs. Detroit, September 24	1983	Bill Almon vs. Milwaukee, May 24
1974	Angel Mangual vs. Detroit, May 27		Mike Heath vs. Toronto, September 7
1976	Claudell Washington vs. Minnesota, September 15		Mike Davis vs. Toronto, September 25
1979	Wayne Gross at Seattle, April 11	1984	Jim Essian vs. Chicago, June 16
1980	Rickey Henderson vs. California, April 20		Carney Lansford vs. Kansas City, June 18
	Wayne Gross vs. Detroit, May 3	1985	Rob Picciolo at Boston, May 11
	Dwayne Murphy vs. Detroit, May 3		Mike Davis at Chicago, June 20
	Dwayne Murphy vs. Kansas City, May 28		Donnie Hill vs. Cleveland, June 21
	Wayne Gross vs. Kansas City, May 28		Mike Gallego at Chicago, September 21
	Jeff Cox at Chicago, July 4	1986	Alfredo Griffin at Seattle, April 18
	Rickey Henderson vs. Cleveland, July 19		Carney Lansford at Milwaukee, May 1
1981	Dave McKay vs. Toronto, September 30		Dwayne Murphy at Milwaukee, July 6
1982	Davey Lopes at Seattle, April 17	1987	Reggie Jackson vs. Seattle, April 18
	Dave McKay vs. Cleveland, May 8	1989	Mike Gallego vs. California, April 22
	Rickey Henderson at Chicago, June 8	1991	Jose Canseco at Minnesota, April 23
	Rickey Henderson at California, July 26		Mike Gallego at Seattle, August 15
	Jeff Burroughs vs. Boston, August 20		Scott Brosius at Kansas City, October 2
		1992	Mike Bordick vs. Kansas City, April 6
			Carney Lansford vs. Detroit, July 19

HOME RUNS

OAKLAND A's ONE SEASON, 20 OR MORE (1968-96)

52	Mark McGwire	1996	30	Dave Kingman	1985	22	Bert Campaneris	1970
49	Mark McGwire	1987	29	Reggie Jackson	1968		Sal Bando	1974
47	Reggie Jackson	1969		Sal Bando	1973		Joe Rudi	1974
44	Jose Canseco	1991		Reggie Jackson	1974		Gene Tenace	1976
42	Jose Canseco	1988		Gene Tenace	1975		Wayne Gross	1977
	Mark McGwire	1992	28	Tony Armas	1982		Jeff Newman	1979
39	Mark McGwire	1990		Rickey Henderson	1990		Tony Armas	1981
	Mark McGwire	1995	27	Don Mincher	1970		Mike Davis	1987
37	Jose Canseco	1990		Sal Bando	1976		Dave Parker	1989
36	Reggie Jackson	1975		Dwayne Murphy	1982		Mark McGwire	1991
	Geronimo Berroa	1996	26	Mike Epstein	1972		Jose Canseco	1992
35	Tony Armas	1980		Gene Tenace	1974		Ruben Sierra	1993
	Dave Kingman	1984	25	Reggie Jackson	1972		Geronimo Berroa	1995
	Dave Kingman	1986		Dave Henderson	1991		Scott Brosius	1996
	Terry Steinbach	1996	24	Sal Bando	1971	21	Joe Rudi	1975
33	Dwayne Murphy	1984		Gene Tenace	1973		Mitchell Page	1977
	Jose Canseco	1986		Mike Davis	1985	20	Sal Bando	1970
	Mark McGwire	1989		Dave Henderson	1988		Dwayne Murphy	1985
32	Reggie Jackson	1971	23	Reggie Jackson	1970		Dave Henderson	1990
	Reggie Jackson	1973		Billy Williams	1975		Harold Baines	1991
	Mark McGwire	1988		Ruben Sierra	1994		Dave Henderson	1993
31	Sal Bando	1969					Jason Giambi	1996
	Jose Canseco	1987						

OAKLAND HOME RUN LEADERS BY POSITION

POS	PLAYER	YEAR	NO	POS	PLAYER	YEAR	NO
C	Terry Steinbach	1996	34	LF	Rickey Henderson	1990	27
1B	Mark McGwire	1987	48	CF	Dwayne Murphy	1984	33
2B	Davey Lopes	1983	16	RF	Reggie Jackson	1969	45
SS	Bert Campaneris	1970	22	OF	Reggie Jackson	1969	47
3B	Sal Bando	1969	31	DH	Dave Kingman	1984	35
					Dave Kingman	1986	35

ALL-TIME A's HOME RUN LEADERS BY POSITION

POS	PLAYER	YEAR	NO	POS	PLAYER	YEAR	NO
C	Terry Steinbach	1996	34	SS	Eddie Joost	1949	23
1B	Jimmie Foxx	1932	58	3B	Sal Bando	1969	31
2B	Jimmy Dykes	1921	16	OF	Reggie Jackson	1969	47
	Davey Lopes	1983	16				

GRAND SLAMS (88)

- 1969 Sal Bando vs. California, April 16 (George Brunet)
- Rick Monday at California, April 30 (George Brunet)
- Rick Monday vs. New York, May 10 (Bill Burbach)
- Sal Bando at Boston, June 15 (Garry Roggenburk)
- Danny Cater vs. Boston, August 31 (Lee Stange)
- 1970 Frank Fernandez at Detroit, June 15 (Mickey Lolich)
- Reggie Jackson vs. Kansas City, September 5 (Tom Burgmeier)
- 1971 Dick Green vs. Detroit, April 24 (Tom Timmerman)
- Sal Bando vs. Milwaukee, August 4 (Marcellino Lopez)
- Sal Bando vs. Washington, August 28 (Denny Riddleberger)
- 1972 Sal Bando vs. New York, July 4 (Mel Stottlemyre)
- 1973 Gene Tenace at Milwaukee, July 13 (Frank Linzy)
- Dick Green at California, August 5 (Steve Barber)
- Deron Johnson vs. Milwaukee, August 19 (Bill Parsons)
- Gene Tenace vs. Texas, September 14 (Lloyd Allen)
- Joe Rudi vs. Texas, September 16 (Steve Dunning)
- 1974 Angel Mangual at Chicago, May 19 (Stan Bahnsen)
- Gene Tenace at Detroit, June 5 (Dave Lemanczyk)
- Joe Rudi vs. New York, June 15 (Doc Medich)
- Sal Bando vs. California, June 24 (Barry Razzano)
- Gene Tenace vs. Milwaukee, August 20 (Bill Travers)
- Joe Rudi at Boston, August 25 (Roger Moret)
- Gene Tenace vs. Minnesota, September 24 (Joe Decker)

GRAND SLAMS, cont.

- 1975 Gene Tenace vs. Chicago, April 9 (Jim Kaat)
Sal Bando vs. California, May 7 (Chuck Dobson)
Joe Rudi at Minnesota, June 18 (Vic Albury)
Joe Rudi at Texas, August 7 (Jackie Brown)
- 1977 Mike Jorgensen vs. California, July 2 (Dave LaRoche)
Tony Armas vs. Texas, September 23 (Gaylord Perry)
- 1979 Jim Essian vs. Toronto, June 10 (Mike Willis)
Wayne Gross vs. Chicago, September 14 (Ed Farmer)
- 1980 Tony Armas vs. Baltimore, June 11 (Sammy Stewart)
- 1981 Dwayne Murphy at Chicago, September 18 (Kevin Hickey)
- 1982 Jeff Burroughs at Detroit, May 18 (Elias Sosa)
Tony Armas vs. Boston, August 21 (Bob Stanley)
- 1983 Dwayne Murphy at Detroit, May 12 (Don Petry)
Davey Lopes at Toronto, June 15 (Dave Geisel)
Carney Lansford vs. Kansas City, June 29 (Paul Splittorff)
Dwayne Murphy vs. Cleveland, September 3 (Neal Heaton)
- 1984 Dave Kingman at Seattle, April 16 (Matt Young)
Dave Kingman vs. New York, May 25 (Curt Brown)
Dave Kingman vs. Kansas City, June 20 (Mark Gubicza)
- 1985 Dave Collins at California, August 17 (Mike Witt)
Dave Kingman vs. Texas, September 10 (Matt Williams)
- 1986 Dave Kingman vs. Detroit, June 3 (Dave LaPoint)
- 1987 Tony Phillips at California, April 20 (Gary Lucas)
- 1988 Terry Steinbach at Toronto, July 2 (Mike Flanagan)
Walt Weiss at Detroit, July 10 (Mike Trujillo)
Mark McGwire vs. California, August 11 (DeWayne Buice)
- 1989 Mark McGwire at Toronto, May 2 (Tom Henke)
Mark McGwire at Texas, June 9 (Charlie Hough)
Terry Steinbach at Toronto, July 16 (Duane Ward)
Dave Parker vs. Boston, September 6 (Mike Smithson)
- 1990 Jose Canseco at Toronto, May 22 (Frank Wills)
Terry Steinbach at Detroit, June 20 (Lance McCullers)
Felix Jose vs. Milwaukee, July 15 (Chris Bosio)
Mark McGwire vs. Boston, August 15 (Rob Murphy)
- 1991 Mike Gallego at Chicago, May 31 (Ramon Garcia)
Harold Baines vs. Milwaukee, June 6 (Mark Lee)
Harold Baines vs. Kansas City, June 29 (Storm Davis)
Rickey Henderson at Texas, July 4 (Gerald Alexander)
Jose Canseco at Kansas City, July 5 (Tom Gordon)
Ernest Riles at Baltimore, July 26 (Dave Johnson)
Jose Canseco at Toronto, September 15 (Jim Acker)
- 1992 Mark McGwire vs. Texas, June 13 (Kenny Rogers)
Randy Ready at Minnesota, July 27 (Bob Kipper)
Carney Lansford vs. Kansas City, August 7 (Dennis Moeller)
Jose Canseco at New York, August 20 (John Habyan)
- 1993 Eric Fox vs. Detroit, April 5 (Tom Bolton)
Mike Aldrete at Detroit, August 20 (John Doherty)
Ruben Sierra at Seattle, September 25 (Ted Power)
Dave Henderson vs. California, October 1 (Mark Holzemer)
- 1994 Terry Steinbach at Milwaukee, April 5 (Cal Eldred)
Scott Brosius vs. Boston, July 16 (Aaron Sele)
- 1995 Terry Steinbach at Minnesota, May 14 (Mark Guthrie)
Terry Steinbach vs. Baltimore, May 25 (Armando Benitez)
Craig Paquette at Baltimore, June 4 (Alan Mills)
Geronimo Berroa at New York, June 6 (Mariano Rivera)
Mark McGwire vs. California, June 30 (Lee Smith)
Mike Bordick vs. Seattle, August 5 (Salomon Torres)
George Williams at Kansas City, August 14 (Billy Brewer)
- 1996 Mark McGwire vs. California, May 1 (Phil Leftwich)
George Williams at Minnesota (2nd Game), June 8 (Greg Hansell)
Terry Steinbach at Detroit, June 17 (Gregg Olson)
Geronimo Berroa at California, June 27 (Shad Williams)
Matt Stairs vs. California, July 5 (Ryan Hancock)
Terry Steinbach at Chicago, July 23 (Alex Fernandez)
Mark McGwire at Seattle, September 22 (Matt Wagner)

PINCH-HIT HOME RUNS (76)

- 1968 Floyd Robinson at New York, April 16 (Dooley Wornack)
Rick Monday at Chicago, May 19 (Tommy John)
Mike Hershberger vs. Baltimore, June 16 (Moe Drabowsky)
Joe Keough at New York, August 7 (Lindy McDaniel)
- 1969 Tommy Reynolds vs. Cleveland, May 30 (Luis Tiant)
Tito Francona vs. Chicago, September 23 (Bill Wynne)
- 1970 Tito Francona at Boston, April 29 (Lee Stange)
Frank Fernandez at Boston, April 30 (Gary Peters)
John Donaldson at Chicago, May 22 (Jerry Janeski)
Joe Rudi vs. Detroit, June 7 (Mickey Lolich)
Frank Fernandez vs. Kansas City, June 22 (Tom Burgmeier)
Reggie Jackson at Detroit, August 30 (Tom Timmerman)
Frank Fernandez vs. Chicago, September 3 (Wilbur Wood)
Reggie Jackson vs. Kansas City, September 5 (Tom Burgmeier)
- 1971 Angel Mangual at Boston, May 29 (Ken Brett)
Curt Blefary vs. Minnesota, June 30 (Jim Perry)
- 1972 Gene Tenace at Detroit, June 9 (Fred Scherman)
Angel Mangual vs. Cleveland, August 28 (Mike Kilkenny)
- 1973 Mike Hegan at Milwaukee, May 2 (Jerry Bell)
Rico Carty vs. Minnesota, September 25 (Ray Corbin)
- 1974 Pat Bourque vs. Cleveland, July 9 (Steve Arlin)
- 1976 Ken McMullen vs. Minnesota, June 25 (Bill Campbell)
- 1977 Rick McKinney vs. Milwaukee, April 19 (Bill Castro)
Rick McKinney at Seattle, June 15 (Enrique Romo)
Rick McKinney at Toronto, May 25 (Jerry Garvin)
Willie Crawford vs. Toronto, August 22 (Dave Lemaczyk)
- 1978 Jeff Newman vs. Seattle, April 12 (Shane Rawley)
Jeff Newman vs. Chicago, May 20 (Lerrin LaGrow)
Dave Revering vs. California, June 7 (Paul Hartzell)
Wayne Gross vs. Boston, September 1 (Bill Lee)
Jeff Newman vs. Milwaukee, September 24 (Mike Caldwell)
- 1979 Wayne Gross vs. Chicago, September 14 (Ed Farmer)
- 1980 Wayne Gross at Minnesota, April 25 (Doug Corbett)
Dave Revering at Minnesota, August 14 (Doug Corbett)
Mickey Klutts at Texas, September 16 (John Henry Johnson)
- 1981 Tim Hosley vs. California, April 29 (Andy Hassler)
Mitchell Page vs. Detroit, May 7 (Dan Petry)
Cliff Johnson vs. Milwaukee, May 10 (Jerry Augustine)
Wayne Gross at Baltimore, May 19 (Tim Stoddard)
- 1982 Jeff Burroughs vs. Seattle, April 11 (Floyd Bannister)
Jeff Burroughs at Detroit, May 18 (Elias Sosa)
Jeff Burroughs vs. Kansas City, June 21 (Vida Blue)
Jeff Burroughs vs. New York, July 7 (Roger Erickson)
- 1984 Jeff Burroughs vs. Cleveland, June 12 (Tom Waddell)
Bill Almon at Boston, July 4 (Bob Ojeda)
Bruce Bochte vs. California, August 1 (Luis Sanchez)
- 1986 Mike Davis vs. Baltimore (2nd game), August 28 (Rich Bordi)
Mark McGwire at Chicago, September 9 (Ray Searage)
Terry Steinbach at Texas, October 1 (Matt Williams)
- 1987 Reggie Jackson vs. Chicago, June 8 (Ray Searage)
Terry Steinbach vs. Milwaukee, July 12 (Juan Nieves)
Terry Steinbach at Texas, September 15 (Steve Howe)
- 1988 Mark McGwire at Toronto, April 26 (David Wells)
Dave Parker vs. Texas, June 19 (Craig McMurry)
- 1989 Terry Steinbach vs. Detroit, June 20 (Brad Havens)
- 1990 Ken Phelps vs. Seattle, April 20 (Brian Holman)
Jamie Quirk at Texas, September 27 (Brad Arnsberg)
- 1991 Harold Baines vs. Boston, August 3 (Mark Guthrie)
Dann Howitt at Milwaukee, September 3 (Julio Machado)
Mark McGwire at Kansas City, October 1 (Tom Gordon)
- 1992 Randy Ready vs. Baltimore, May 30 (Mike Flanagan)
- 1993 Dale Sveum at Toronto, June 5 (Mark Eichhorn)
Mike Aldrete at Baltimore, June 8 (Alan Mills)
Kurt Abbott at Baltimore, September 12 (Jamie Moyer)
- 1994 Mike Aldrete at New York, April 24 (Jeff Reardon)
Mike Aldrete vs. New York, April 30 (Jeff Reardon)
Troy Neel vs. Baltimore, May 4 (Lee Smith)

PINCH HIT HOME RUNS, cont.

- 1995 Andy Tomberlin vs. Texas, May 8 (Jeff Russell)
Rickey Henderson vs. Seattle, May 9 (Ron Villone)
Mike Aldrete at Kansas City, May 19 (Melvin Bunch)
Andy Tomberlin vs. Boston, May 29 (Stan Belinda)
Mike Aldrete vs. Baltimore, August 18 (Terry Clark)
- 1996 Matt Stairs vs. Detroit (at Las Vegas), April 5 (Mike Christopher)
Terry Steinbach at Boston, May 18 (Mike Stanton)
Mark McGwire at Toronto, July 26 (Paul Quantrill)
Matt Stairs at New York, August 25 (Jeff Nelson)

OAKLAND COLISEUM HOME RUNS

Since its opening in 1968 a total of 3,822 Major League home runs have been hit in the Oakland Coliseum during the regular season, an average of 131.8 per year.

COLISEUM CAREER HOME RUN LEADERS

Mark McGwire	149
Reggie Jackson	146*
Jose Canseco	108*
Sal Bando	90
Rickey Henderson	76*
Dwayne Murphy	63
Gene Tenace	62
Tony Armas	59*
Dave Henderson	57*
Terry Steinbach	57

* Home runs hit while non-Athletic (included in individual total): Armas (8), Canseco (4), D. Henderson (2), R. Henderson (3), Jackson (13)

NON-A's COLISEUM CAREER HOME RUN LEADERS

Carlton Fisk	18
Brian Downing	17
Danny Tartabull	16*
Eddie Murray	15
Dwight Evans	14
Larry Parrish	14
Cal Ripken	14
George Brett	13
Reggie Jackson	13
Tony Oliva	12
Jim Rice	12

* Does not include 1 home run hit while a member of the Athletics.

OAKLAND A's TOP HITTING STREAKS

24 games	Carney Lansford (1984)	16 games	Danny Cater (1969)
19 games	Jason Giambi (1996)		Gene Tenace (1975)
	Carney Lansford (1983)	15 games	Bert Campaneris (1968)
	Carney Lansford (1989)		Bert Campaneris (1971)
18 games	Mark McGwire (1995)		Billy North (1973)
17 games	Joe Rudi (1972)		Reggie Jackson (1974)
	Bert Campaneris (1972)		Bert Campaneris (1974)
	Mike Edwards (1978)		Terry Steinbach (1989)
	Donnie Hill (1985)		Craig Paquette (1995)
	Luis Polonia (1987)		
	Carney Lansford (1988)		
	Stan Javier (1994)		
	Brent Gates (1995)		
	Geronimo Berroa (1995)		

OAKLAND A's TITLE CLINCHING DATES

Year	Date	Opponent	Score	Winner-Loser
1992	September 28	Off Day*		
1990	September 25	at Kansas City	5-0	Stewart-Appier
1989	September 27	Texas	5-0	Moore-Moyer
1988	September 19	Minnesota	5-3	Stewart-Toliver
1975	September 24	Chicago	13-2	Blue-Jefferson
1974	September 27	Chicago	2-3	Bahnsen-Holtzman
1973	September 23	at Chicago	10-5	Blue-Wood
1972	September 28	Minnesota	8-7	Fingers-LaRoche
1971	September 15	at Chicago	3-2	Grant-Wood

*Chicago defeated 2nd place Minnesota on the A's off day.

LOW-HIT GAMES

NO-HITTERS

A's (5): Jim Hunter vs. Minnesota, May 8, 1968 (4-0, perfect game); Vida Blue vs. Minnesota, September 21, 1970 (6-0); Vida Blue, Glenn Abbott, Paul Lindblad and Rollie Fingers vs. California, September 28, 1975 (5-0); Mike Warren vs. Chicago, September 29, 1983 (3-0); Dave Stewart at Toronto, June 29, 1990 (5-0).

vs. A's (7): Jim Palmer at Baltimore, August 13, 1969 (0-8); Clyde Wright at California, July 3, 1970 (0-4); Jim Bibby (Texas) at Oakland, July 30, 1973 (0-6); Dick Bosman at Cleveland, July 19, 1974 (0-4); John Odum and Francisco Barrios (Chicago) at Oakland, July 28, 1976 (1-2); Nolan Ryan (Texas) at Oakland, June 11, 1990 (0-5); Bob Milacki, Mike Flanagan, Mark Williamson and Gregg Olson (Baltimore) at Oakland, July 13, 1991 (0-2).

ONE-HITTERS

A's (18): John Odum at Baltimore, June 7, 1968 (6-1); Chuck Dobson at Chicago, May 24, 1970 (5-1); Vida Blue at Kansas City, September 11, 1970 (3-0); Vida Blue vs. Detroit, July 16, 1971 (4-0); Ken Holtzman vs. Detroit, June 8, 1975 (4-0); Jim Perry vs. Baltimore, June 10, 1975 (4-0); Vida Blue vs. Detroit, August 28, 1976 (5-2); Mike Norris at Baltimore, May 9, 1979 (4-2); Rick Langford at California, July 5, 1979 (3-0); Curt Young vs. Kansas City, October 5, 1986 (6-0); Curt Young vs. Chicago, June 9, 1987 (8-3); Dave Stewart vs. Seattle, August 4, 1988 (2-0); Bobby Witt vs. Kansas City, June 23, 1994 (4-0); Steve Ontiveros vs. New York, May 27, 1995 (3-0). **COMBINED:** John Odum, Diego Segui and Jack Aker at Washington, August 10, 1968 (4-1); Ken Holtzman and Rollie Fingers at New York, May 31, 1973 (6-0); Todd Burns, Rick Honeycutt and Eric Plunk at New York, May 26, 1989 (4-0); Ron Darling and Rick Honeycutt at Kansas City, April 14, 1992 (1-3).

vs. A's (17): Most recent: Mark Gubicza (Kansas City) at Oakland, June 15, 1995 (0-7); Mike Moore at Detroit, August 23, 1993 (0-9); Randy Johnson (Seattle) at Oakland, May 16, 1993 (0-7); Randy Johnson at Seattle, August 14, 1991 (0-4); Brian Holman (Seattle) at Oakland, April 20, 1990 (1-6); Phil Huffman at Toronto, August 27, 1979 (0-7); Luis Tiant (New York) at Oakland, July 8, 1979 (0-2). **COMBINED:** Most recent: David Cone and Mariano Rivera (New York), September 2, 1996 at Oakland (0-5); Kevin Appier, Mike Magnante, Stan Belinda and Rusty Meacham (Kansas City), June 21, 1994 at Oakland (0-2); Jim Palmer and Don Stanhouse (Baltimore), May 9, 1979 at Oakland (2-4).

TWO-HITTERS

A's (45): Most recent: Doug Johns vs. California, September 18, 1995 (4-0); Steve Ontiveros vs. New York, July 20, 1994 (0-1); Bobby Witt vs. California, June 28, 1994 (3-0); Ron Darling vs. Toronto, July 25, 1992 (6-0); Ron Darling at Toronto, July 12, 1992 (8-0); Ron Darling at Boston, May 24, 1992 (4-0); Joe Slusarski vs. Baltimore, July 27, 1991 (9-1). **COMBINED:** Most recent: Doug Johns, Jim Corsi, Rick Honeycutt and Dennis Eckersley vs. Baltimore, August 20, 1995 (6-3); Carlos Reyes and Dennis Eckersley vs. California, June 28, 1994 (1-0); Ron Darling and Dennis Eckersley vs. Minnesota, September 15, 1992 (2-1); Bob Welch, Kelly Downs and Jeff Russell vs. Seattle, September 13, 1992 (3-1); Dave Stewart, Jeff Russell and Dennis Eckersley at California, September 9, 1992 (3-0); Kelly Downs, Jeff Parrett and Rich Gossage vs. Detroit, July 16, 1992 (4-0); Mike Moore and Dennis Eckersley at Toronto, July 11, 1992 (3-1); Joe Slusarski and Dennis Eckersley vs. New York, May 10, 1992 (5-2); Ron Darling, Rick Honeycutt and Gene Nelson at Chicago, September 17, 1991 (0-1); Ron Darling, Rick Honeycutt and Dennis Eckersley vs. Seattle, August 5, 1991 (3-0); Kirk Dressendorfer, Bruce Walton and Dana Allison at New York, May 11, 1991 (10-2).

vs. A's (50): Most recent: Kevin Appier at Kansas City, August 7, 1996 (0-7); Roger Clemens (Boston) at Oakland, July 14, 1994 (1-2); Roger Clemens at Boston, April 20, 1994 (0-2); Tim Lincecum at Chicago, August 10, 1993 (0-4); Jose Guzman (Texas) at Oakland, September 27, 1991 (0-3); Bud Black at Cleveland, July 7, 1990 (0-1); Mark Gubicza at Kansas City, September 16, 1988 (0-3). **COMBINED:** Most recent: Pat Hentgen and Mike Timlin (Toronto), June 20, 1996 at Oakland (0-1); Jack McDowell and Bob Wickman at New York, September 2, 1995 (0-5); Frank Viola, Scott Bankhead and Jeff Russell (Boston) at Oakland, April 27, 1994 (0-1); Paul Spoljaric, Scott Brow, Woody Williams and Greg Cadaret (Toronto) at Oakland, April 12, 1994 (8-4); Ben McDonald and Alan Mills (Baltimore) at Oakland, September 2, 1992 (1-2); Roger Clemens and Dennis Lamp (Boston) at Oakland, June 8, 1991 (1-8); Ramon Garcia, Scott Radinsky and Bobby Thigpen at Chicago, May 31, 1991 (4-5).

DID YOU KNOW...

That there have been two games in major league history where four pitcher's have combined on a no-hitter and both have come in the Oakland Coliseum. On September 28, 1975, Vida Blue, Glenn Abbott, Paul Lindblad and Rollie Fingers no-hit the California Angels and on July 13, 1991, Bob Milacki, Mike Flanagan, Mark Williamson and Gregg Olson of the Baltimore Orioles combined to no-hit the A's.

OPENING DAY LINEUPS

1968		1974		1980		1986	
Campaneris	SS	North	CF	Henderson	LF	Phillips	2B
R. Jackson	RF	Campaneris	SS	Murphy	CF	Murphy	CF
Bando	3B	Bando	3B	Heath	C	Baker	DH
Webster	1B	R. Jackson	RF	Newman	1B	Kingman	1B
Donaldson	2B	Tenace	1B	Essian	DH	Canseco	LF
Pagliaroni	C	Rudi	LF	Armas	RF	Lansford	3B
Gosger	LF	D. Johnson	DH	Guerrero	SS	Davis	RF
Monday	CF	Fosse	C	Klutts	3B	Griffin	SS
Hunter	P	Green	2B	Picciolo	2B	Tettleton	C
		Hunter	P	Langford	P	Codioli	P
1969		1975		1981		1987	
Campaneris	SS	North	CF	Henderson	LF	Davis	RF
R. Jackson	RF	Campaneris	SS	Murphy	CF	Phillips	2B
Hershberger	LF	Bando	3B	C. Johnson	DH	Lansford	3B
Bando	3B	R. Jackson	RF	Armas	RF	Canseco	LF
Cater	1B	Rudi	1B	Heath	C	Jackson	DH
Green	2B	B. Williams	DH	Newman	1B	Murphy	CF
Monday	CF	Tenace	C	Babitt	2B	R. Nelson	1B
Duncan	C	C. Washington	LF	McKay	3B	Tettleton	C
Odom	P	Garner	2B	Picciolo	SS	Griffin	SS
		Blue	P	Norris	P	Young	P
1970		1976		1982		1988	
Campaneris	SS	North	CF	Henderson	LF	Phillips	2B
Monday	CF	Campaneris	SS	Murphy	CF	Lansford	3B
F. Alou	LF	C. Washington	RF	Meyer	DH	Canseco	RF
R. Jackson	RF	Baylor	1B	Armas	RF	McGwire	1B
Bando	3B	Rudi	LF	Gross	3B	Parker	LF
Mincher	1B	Bando	3B	Spencer	1B	Henderson	CF
Green	2B	Tenace	C	Lopes	2B	Baylor	DH
Fernandez	C	B. Williams	DH	Kearney	C	Steinbach	C
Odom	P	Garner	2B	Stanley	SS	Weiss	SS
		M. Torrez	P	Langford	P	Stewart	P
1971		1977		1983		1989	
Campaneris	SS	North	CF	Henderson	LF	Phillips	LF
F. Alou	LF	Scott	2B	Davis	RF	D. Henderson	CF
R. Jackson	RF	Page	LF	Lansford	3B	Lansford	3B
Mincher	1B	Allen	1B	Murphy	CF	McGwire	1B
Bando	3B	Sanguillen	C	Burroughs	DH	Steinbach	C
Monday	CF	Gross	3B	Moore	1B	Parker	DH
Duncan	C	E. Williams	DH	Lopes	2B	Hubbard	2B
Green	2B	Armas	RF	Kearney	C	Javier	RF
Blue	P	Picciolo	SS	Phillips	SS	Weiss	SS
		M. Torrez	P	Langford	P	Stewart	P
1972		1978		1984		1990	
Campaneris	SS	Dilone	LF	Henderson	LF	R. Henderson	LF
Rudi	LF	North	CF	Murphy	CF	Lansford	3B
R. Jackson	RF	Thomasson	1B	Morgan	2B	Canseco	RF
Bando	3B	Armas	RF	Lansford	3B	McGwire	1B
Epstein	1B	G. Alexander	DH	Bochte	1B	D. Henderson	CF
B. Brooks	CF	Essian	C	Kingman	DH	Steinbach	C
Duncan	C	Gross	3B	Davis	RF	Javier	DH
Green	2B	Guerrero	SS	Heath	C	Gallego	2B
Holtzman	P	Staggs	2B	Hill	SS	Weiss	SS
		Langford	P	McCatty	P	Stewart	P
1973		1979		1985		1991	
North	DH	Burke	LF	Collins	LF	R. Henderson	LF
Maxvill	SS	Dilone	RF	Lansford	3B	D. Henderson	CF
Rudi	LF	Page	DH	Murphy	CF	Canseco	RF
R. Jackson	RF	Newman	C	Kingman	DH	Baines	DH
Bando	3B	Revering	1B	Bochte	1B	Steinbach	C
Tenace	1B	Edwards	2B	Heath	C	McGwire	1B
Conigliaro	CF	Armas	CF	Davis	RF	Riles	3B
Fosse	C	Klutts	3B	Hill	2B	Weiss	SS
Green	2B	Picciolo	SS	Griffin	SS	Gallego	2B
Hunter	P	Langford	P	Codioli	P	Stewart	P

1992		1994		1996		MOST OPENING DAY STARTS
R. Henderson	LF	Henderson	LF	Young	CF	R. Henderson 11
Wilson	CF	Javier	CF	Gates	2B	Bando 9
Canseco	RF	Sierra	RF	Giambi	1B	Jackson 9
Baines	DH	McGwire	1B	Berroa	DH	Lansford 9
McGwire	1B	Gates	2B	Plantier	LF	Steinbach 9
Steinbach	C	Neel	DH	Muñoz	RF	Steinbach 9
Lansford	3B	Steinbach	C	Steinbach	C	Campaneris 8
Bordick	SS	Brosius	3B	Lovullo	3B	McGwire 8
Blankenship	2B	Bordick	SS	Bordick	SS	Murphy 8
Stewart	P	Witt	P	Reyes	P	five players tied 6

1993		1995		The A's are 16-13 on opening day. They are 12-5 at the Coliseum, 4-7 on the road and 0-1 in Las Vegas.		MOST STARTS BY POSITION
R. Henderson	LF	Henderson	LF			P: Stewart 6, Langford 5
D. Henderson	CF	Javier	CF			C: Steinbach 9, Heath 4
Sierra	RF	Berroa	DH			1B: McGwire 8, 4 with 2
McGwire	1B	Sierra	RF			2B: Green 6, Gallego 3, Phillips 3
Neel	DH	McGwire	1B			3B: Bando 9, Lansford 9
Steinbach	C	Steinbach	C			SS: Campaneris 8, Bordick 5
Browne	3B	Brosius	3B			LF: Henderson 11, Rudi 4
Bordick	SS	Gallego	2B			CF: Murphy 8, North 5, D. Henderson 5
Blankenship	2B	Bordick	SS			RF: Jackson 8, Armas 5, Davis 5
Welch	P	Stewart	P			DH: five players with 2

THE JUNE DRAFT

OAKLAND A's FIRST ROUND SELECTIONS (1968-1996)

1968	Pete Broberg*	RHP	1984	Mark McGwire	1B
1969	Don Stanhouse	RHP/SS	1985	Walt Weiss	SS
1970	Dan Ford	OF	1986	Scott Hemond	C
1971	William Daniels	RHP	1987	Lee Tinsley	OF
1972	Chet Lemon	SS	1988	Stan Royer	3B
1973	Randy Scarbery	RHP	1989	Choice to Seattle as compensation for Mike Moore	
1974	Jerry Johnson*	C	1990	Todd Van Poppel	RHP
1975	Bruce Robinson	C		Don Peters	RHP
1976	Mike Sullivan*	RHP	1991	Brent Gates	SS
1977	Craig Harris	RHP	1992	Benji Grigsby	RHP
1978	Mike Morgan	RHP	1993	John Wasdin	RHP
	Tim Conroy	LHP	1994	Ben Grieve	OF
1979	Juan Bustabad*	INF	1995	Ariel Prieto	RHP
1980	Mike King	LHP	1996	Eric Chavez	SS
1981	Tim Pyznarski	3B			
1982	Choice to Boston as compensation for Joe Rudi				
1983	Stan Hilton	RHP			

*Denotes player did not sign with A's

A's DOUBLEHEADERS (1968-1996)

TEAM	HOME		ROAD		TOTALS		LAST DOUBLEHEADER	RESULT
	W-L-S	W-L-S	W-L-S	W-L-S	W-L-S			
Anaheim	4-0-6	1-1-2	5-1-8	July 30, 1983 at California	W, 13-8; W, 2-1 (12)			
Baltimore	4-1-1	3-3-6	7-4-7	August 16, 1996 at Oakland	L, 3-14; L, 4-5 (10)			
Boston	1-0-1	0-1-1	1-1-2	July 26, 1983 at Oakland	W, 9-2; L, 3-5			
Chicago	6-5-5	4-5-5	10-10-10	June 12, 1983 at Oakland	L, 10-12 (11); L, 1-8			
Cleveland	2-0-5	4-4-7	6-4-12	September 14, 1996 at Cleveland	L, 2-9; L, 8-9			
Detroit	1-0-2	1-1-6	2-1-8	May 1, 1983 at Oakland	W, 8-3; W, 2-0			
Kansas City	4-1-7	3-2-4	7-3-11	September 27, 1986 at K.C.	W, 6-3; W, 9-6			
Milwaukee	2-0-3	3-1-3	5-1-6	August 24, 1993 at Milwaukee	L, 2-9; L, 6-7 (13)			
Minnesota	4-4-3	3-9-10	7-13-13	June 8, 1996 at Minnesota	L, 2-4; W, 13-7			
New York	0-1-2	2-0-6	2-1-8	May 3, 1981 at Oakland	L, 2-3 (10); L, 0-2			
Seattle	2-1-3	0-0-0	2-1-3	August 3, 1984 at Oakland	W, 5-3; W, 11-7			
Texas	1-3-8	2-2-6	3-5-14	September 28, 1993 at Texas	L, 0-2; W, 10-3			
Toronto	1-0-2	1-1-1	2-1-3	July 8, 1995 at Oakland	L, 6-9; W, 6-3			
TOTALS	32-16-48	27-30-57	59-46-105					

A's GAMES PLAYED LEADERS BY POSITION

CATCHER	THIRD BASE	OUTFIELD
Terry Steinbach 1050	Sal Bando 1395	Rickey Henderson 1441
Mike Heath 537	Carney Lansford 1096	Dwayne Murphy 1227
Gene Tenace 446	Wayne Gross 719	Reggie Jackson 1162
Jeff Newman 438	Scott Brosius 291	Joe Rudi 846
Dave Duncan 423	Craig Paquette 193	Jose Canseco 807
Jim Essian 316	Tony Phillips 157	Mike Davis 695
Ray Fosse 291	Mickey Klutts 131	Dave Henderson 636
Mickey Tettleton 277	Dave McKay 113	Bill North 627
Larry Haney 263	Mike Gallego 96	Stan Javier 589
Ron Hassey 228	Taylor Duncan 84	Tony Armas 547
FIRST BASE	SHORTSTOP	DESIGNATED HITTER
Mark McGwire 1150	Bert Campaneris 1272	Dave Kingman 428
Bruce Bochte 387	Mike Bordick 715	Mitchell Page 355
Gene Tenace 385	Walt Weiss 522	Harold Baines 271
Dave Revering 337	Alfredo Griffin 461	Billy Williams 251
Danny Cater 253	Rob Picciolo 434	Geronimo Berroa 207
Mike Epstein 233	Mario Guerrero 311	Dave Parker 201
Joe Rudi 218	Mike Gallego 282	Jeff Burroughs 185
Jeff Newman 172	Tony Phillips 268	Jose Canseco 136
Don Mincher 171	Bill Almon 161	Troy Neel 129
Mike Hegan 167	Donnie Hill 119	Deron Johnson 129
SECOND BASE		
Dick Green 721		
Tony Phillips 463		
Mike Gallego 452		
Brent Gates 397		
Phil Garner 322		
Mike Edwards 269		
Ted Kubiak 266		
Davey Lopes 265		
Donnie Hill 194		
Lance Blankenship 190		

OAKLAND A's AWARD WINNERS

Most Valuable Player, A.L. (BBWAA): Vida Blue (1971); Reggie Jackson (1973); Jose Canseco (1988); Rickey Henderson (1990); Dennis Eckersley (1992)

Cy Young Award, A.L. (BBWAA): Vida Blue (1971); Jim Hunter (1974); Bob Welch (1990); Dennis Eckersley (1992)

Player of the Year, A.L. & M.L. (The Sporting News): Reggie Jackson (1973); Tony Armas-A.L. (1981); Jose Canseco-A.L. (1988)

Player of the Year (A.P.): Jose Canseco (1988)

Joe Cronin Award (MLB): Rickey Henderson (1982); Jose Canseco (1988); Dave Stewart (1990)

Roberto Clemente Award (MLB): Dave Stewart (1990)

Pitcher of the Year, A.L. & M.L. (The Sporting News): Vida Blue (1971); Jim Hunter (1974); Bob Welch-A.L. (1990); Dennis Eckersley-A.L. (1992)

Fireman of the Year, A.L. (The Sporting News): Dennis Eckersley (1988, 1991 & 1992)

Rolands Relief Man Award, A.L.: Dennis Eckersley (1988 & 1992)

World Series—Most Valuable Player: Gene Tenace (1972); Reggie Jackson (1973); Rollie Fingers (1974); Dave Stewart (1989)

American League Championship Series—Most Valuable Player: Dennis Eckersley (1988); Rickey Henderson (1989); Dave Stewart (1990)

All-Star Game—Most Valuable Player: Terry Steinbach (1988)

Sportsman of the Year (The Sporting News): Charlie Finley (1972)

A.L. Comeback Player of the Year (The Sporting News, UPI): Dave Kingman (1984); Storm Davis (1988, TSN); Dave Henderson (1988, UPI); Mark McGwire (1992, UPI)

The Sporting News A.L. Rookie of the Year: Mitchell Page (1977); Jose Canseco (1986); Mark McGwire (1987); Walt Weiss (1988)

Rookie of the Year (BBWAA): Jose Canseco (1986); Mark McGwire (1987); Walt Weiss (1988)

A.L. All-Star Team, post-season (The Sporting News): Reggie Jackson (of, 1969); Vida Blue (lhp, 1971); Joe Rudi (of, 1972); Sal Bando (3b, 1973); Bert Campaneris (ss, 1973); Ken Holtzman (lhp, 1973); Reggie Jackson (of, 1973); Sal Bando (3b, 1974); Bert Campaneris (ss, 1974); Jim Hunter (rhp, 1974); Joe Rudi (of, 1974); Reggie Jackson (of, 1975); Joe Rudi (of, 1976); Dwayne Murphy (of, 1981); Rickey Henderson (of, 1981); Tony Armas (of, 1981); Dave Kingman (dh, 1984); Mark McGwire (dh, 1987); Jose Canseco (of, 1988); Dennis Eckersley (rp, 1988); Dave Stewart (rhp, 1988); Carney Lansford (3b, 1989); Jose Canseco (of, 1990); Rickey Henderson (of, 1990); Bob Welch (rhp, 1990); Jose Canseco (of, 1991); Dennis Eckersley (rhp, 1991); Mark McGwire (1b, 1992); Dennis Eckersley (rp, 1992)

M.L. All-Star Team, post season (AP): Rickey Henderson (of, 1990); Bob Welch (rhp, 1990); Jose Canseco (of, 1991); Dennis Eckersley (rp, 1992); Mark McGwire (1b, 1992 & 1996)
A.L. All-Star Team (UPI): Mark McGwire (1b, 1992); Dennis Eckersley (rp, 1992)
A.L. Gold Glove (Rawlings): Joe Rudi (1974, 76), Dwayne Murphy (1980-85); Mike Norris (1980-81); Rickey Henderson (1981); Alfredo Griffin (1985); Mark McGwire (1990)
Silver Slugger Team (The Sporting News/Hillerich & Bradsby): Rickey Henderson (1981); Jose Canseco (1988 & 1990); Mark McGwire (1992 & 1996)
Manager of the Year, A.L. (BBWAA): Tony La Russa (1988 & 1992)
Manager of the Year (The Sporting News): Billy Martin (1981); Tony La Russa (1988 & 1992)
Manager of the Year (AP): Billy Martin (1980)
Manager of the Year (UPI): Tony La Russa (1992)
Team MVP (Oakland-S.F. Chapter, BBWAA): Joe Rudi (1974); Rollie Fingers (1975); Vida Blue (1976)
Pitcher of the Month, A.L.: Rick Langford (August, 1979); Matt Keough (April, 1981); Jay Howell (June, 1985); Steve Ontiveros (June, 1987); Dave Stewart (April, 1988); Mike Moore (July, 1989); Dave Stewart (April, 1990); Dave Stewart (September, 1990)
Player of the Month, A.L.: Gene Tenace (September, 1975); Tony Armas (April, 1981); Carney Lansford (May, 1988); Jose Canseco (September, 1988); Jose Canseco (May, 1990); Dave Henderson (April, 1991); Mark McGwire (June, 1996)
Executive of the Year (UPI): Sandy Alderson (1988, 1990)

A's ALL-STAR GAME SELECTIONS (1968-96)

1968	1975	1985
Bert Campaneris (ss)	Alvin Dark (manager)	Jay Howell (p)
Rick Monday (of)	Wes Stock (coach)	
John Odom (p)	Vida Blue (p)	1986
	Bert Campaneris (ss)*	Jose Canseco (of)
1969	Rollie Fingers (p)	
Sal Bando (3b)*	Reggie Jackson (of)*	1987
Reggie Jackson (of)*	Joe Rudi (of)*	Tony La Russa (coach)
John Odom (p)	Gene Tenace (c)	Rene Lachemann (coach)
	Claudell Washington (of)	Jay Howell (p)
1970		Mark McGwire (1b)
Jim Hunter (p)	1976	
	Rollie Fingers (p)	1988
1971	Phil Garner (2b)	Jose Canseco (of)*
Vida Blue (p)		Dennis Eckersley (p)
Dave Duncan (c)	1977	Carney Lansford (3b)
Reggie Jackson (of)	Wayne Gross (3b)	Mark McGwire (1b)*
		Terry Steinbach (c)*
1972	1978	
Dick Williams (coach)	Matt Keough (p)	1989
Sal Bando (3b)		Tony La Russa (manager)
Bert Campaneris (ss)	1979	Dave Duncan (coach)
Ken Holtzman (p)	Jeff Newman (c)	Art Kusnyer (coach)
Jim Hunter (p)		Jose Canseco (of)**
Reggie Jackson (of)*	1980	Mark McGwire (1b)*
Joe Rudi (of)	Rickey Henderson (of)	Mike Moore (p)
		Terry Steinbach (c)*
1973	1981	Dave Stewart (p)*
Dick Williams (manager)	Tony Armas (of)	
Sal Bando (3b)	Mike Norris (p)	1990
Bert Campaneris (ss)		Tony La Russa (manager)
Rollie Fingers (p)	1982	Dave Duncan (coach)
Ken Holtzman (p)	Billy Martin (manager)	Dave McKay (coach)
Jim Hunter (p)	Art Fowler (coach)	Jose Canseco (of)*
Reggie Jackson (of)*	Jackie Moore (coach)	Dennis Eckersley (p)
	Rickey Henderson (of)*	Rickey Henderson (of)*
1974		Mark McGwire (1b)*
Sal Bando (3b)	1983	Bob Welch (p)*
Bert Campaneris (ss)*	Rickey Henderson (of)	
Rollie Fingers (p)		
Jim Hunter (p)	1984	
Reggie Jackson (of)*	Bill Caudill (p)	
Joe Rudi (of)	Rickey Henderson (of)	
	Jackie Moore (coach)	

A's ALL-STAR GAME SELECTIONS, cont.

<p>1991</p> <p>Tony La Russa (manager)</p> <p>Dave Duncan (coach)</p> <p>Rene Lachemann (coach)</p> <p>Tommie Reynolds (coach)</p> <p>Harold Baines (of)</p> <p>Dennis Eckersley (p)</p> <p>Dave Henderson (of)*</p> <p>Rickey Henderson (of)*</p> <p>Mark McGwire (1b)**</p>	<p>1992</p> <p>Jose Canseco (of)**</p> <p>Dennis Eckersley (p)</p> <p>Mark McGwire (1b)*</p> <p>1993</p> <p>Terry Steinbach (c)</p> <p>1994</p> <p>Ruben Sierra (of)</p>	<p>1995</p> <p>Mark McGwire (1b)***</p> <p>Steve Ontiveros (rhp)</p> <p>1996</p> <p>Mark McGwire (1b)</p> <p>*All-Star Game Starters</p> <p>**Elected Starter, Injured</p> <p>***Injured, did not play</p>
-------------------------------------------------------------------------------------------------------------------------------------------------------------------------------------------------------------------------------------------------------------------------------	--------------------------------------------------------------------------------------------------------------------------------------------------------------------------------	------------------------------------------------------------------------------------------------------------------------------------------------------------------------------------------------------------------

OAKLAND ATTENDANCE

YEAR-BY-YEAR

YEAR	DATES	HOME		HIGH	ROAD		
		TOTAL	AVG		DATES	TOTAL	AVG.
1968	78	837,466	10,737	47,233 (April 17 vs. Bal)	68	960,210	14,121
1969	72	778,232	10,809	35,243 (May 10 vs. N.Y.)	71	992,124	13,974
1970	77	778,355	10,109	48,758 (June 6 vs. Det)	73	971,568	13,309
1971	73	914,993	12,534	42,970 (May 22 vs. Min)	70	1,222,741	17,468
1972	70	921,323	13,162	47,741 (June 12 vs. Bal)	71	1,115,553	15,712
1973	79	1,000,763	12,668	47,570 (Sept. 10 vs. KC)	75	1,382,250	18,430
1974	76	845,693	11,128	47,570 (July 8 vs. Cle)	77	1,526,630	19,826
1975	77	1,075,518	13,968	46,378 (Aug. 11 vs. Bos)	72	1,436,383	19,950
1976	79	780,593	9,881	42,592 (July 24 vs. KC)	74	1,392,109	18,812
1977	72	495,412	6,881	32,346 (May 16 vs. NY)	75	1,195,138	15,935
1978	72	526,999	7,319	36,463 (June 5 vs. Bos)	76	1,381,142	18,173
1979	77	306,763	3,984	19,538 (July 6 vs. NY)	80	1,393,196	17,415
1980	75	842,259	11,230	49,300 (Aug. 25 vs. NY)	78	1,572,926	20,166
1981	51	1,311,761	25,721	48,592 (May 3 vs. NY)	51	1,105,337	21,673
1982	78	1,735,489	22,250	48,348 (April 6 vs. Cal)	78	1,709,054	21,911
1983	77	1,294,941	16,817	45,413 (July 4 vs. Tex)	76	1,557,202	20,490
1984	79	1,353,281	17,130	46,238 (May 28 vs. Det)	79	1,565,597	19,818
1985	77	1,334,599	17,332	46,770 (July 4 vs. Tor)	80	1,666,480	20,831
1986	79	1,314,646	16,641	44,726 (April 8 vs. Min)	78	1,614,837	20,703
1987	80	1,678,921	20,987	46,120 (April 10 vs. Cal)	81	1,930,731	23,836
1988	79	2,287,335	28,954	45,333 (April 4 vs. Sea)	80	2,251,515	28,144
1989	81	2,667,225	32,929	46,163 (April 3 vs. Sea)	80	2,283,228	28,540
1990	80	2,900,217	36,253	45,207 (April 9 vs. Min)	79	2,597,920	32,885
1991	81	2,713,493	33,500	44,595 (June 9 vs. Bos)	80	2,636,157*	32,952
1992	81	2,494,160	30,792	44,078 (April 6 vs. KC)	81	2,438,292	30,102
1993	79	2,035,025	25,760	43,627 (July 4 vs. NY)	79	2,326,919	29,455
1994	56	1,242,692	22,191	44,501 (Aug. 7 vs. Tex)	58	1,799,360	31,023
1995	71	1,174,310	16,540	42,596 (July 3 vs. Mil)	71	1,753,085	24,691
1996	80	1,148,380	14,355	36,129 (July 5 vs. Cal)	79	2,091,338	26,473
TOTAL	2186	38,790,874	17,745		2170	47,869,022	22,059

*AL record

Average: Home 1,337,615

Road 1,650,656

GAME RECORDS VS. CLUBS

	HOME	DATE	ROAD	DATE
Anaheim	48,348	April 6, 1982	61,696	August 11, 1989
Baltimore	47,741	June 12, 1972	50,071	July 27, 1991
Boston	46,378	August 11, 1975	35,886	August 23, 1974
Chicago	45,150	April 17, 1988	43,297	June 16, 1990
Cleveland	47,570	July 8, 1974	49,989	July 7, 1990
Detroit	48,758	June 6, 1970	53,565	July 25, 1971
Kansas City	47,570	September 10, 1973	41,329	September 21, 1980
Milwaukee	45,398	April 3, 1984	54,987	September 27, 1992
Minnesota	45,207	April 9, 1990	52,080	August 17, 1991
New York	49,300	August 25, 1980	55,034	May 30, 1987
Seattle	46,786	April 17, 1981	56,535	September 20, 1996
Texas	45,413	July 4, 1983	46,422	June 18, 1994
Toronto	46,770	July 4, 1985	50,529	September 8, 1993

ALL-TIME RECORDS

Season (total)	5,498,137 (1990)
Season (home)	2,900,217 (1990)
Season (road)	2,636,157 (1991)
Homestand	518,534 (July 12-26, 1990, 14 dates)
Homestand, Average	38,569 (August 2-7, 1991, 231,414 in 6 dates)
Road Trip	441,284 (August 9-19, 1991, 11 dates)
Single game (home)	49,300 (August 25, 1980, New York, N)
Single game (road)	61,696 (August 11, 1989, California, N)
Day game (home)	48,758 (June 6, 1970, Detroit)
Day game (road)	60,326 (August 13, 1989, California)
Doubleheader (home)	48,592 (May 3, 1981, New York, D)
Doubleheader (road)	53,565 (July 25, 1971, Detroit, D)
Two-night doubleheader (home)	47,768 (June 13, 1980, New York)
Two-night doubleheader (road)	51,017 (July 28, 1990, Minnesota)
Season opener (home)	48,348 (April 6, 1982, California, N)
Season opener (home, secondary)	47,233 (April 17, 1968, Baltimore, N)
Season opener (road)	52,012 (April 5, 1994, Milwaukee, D)
Season opener (road, secondary)	54,597 (April 13, 1990, Seattle, N)
Home vs. one club (season)	255,686 (Kansas City, 1989)
Road vs. one club (season)	303,088 (Toronto, 1993)
Smallest (home)	653 (April 17, 1979, Seattle, N)
Smallest (road)	1,201 (May 11, 1989, Baltimore, D)
3-date series (home)	140,876 (May 1-3, 1981, New York)
4-date series (home)	162,410 (July 18-21, 1991, New York)
3-date series (road)	175,058 (August 11-13, 1989, California)
4-date series (road)	201,607 (July 9-12, 1992, Toronto)
Sellouts (season)	20 (1990)
Consecutive Sellouts	5 (July 22-26, 1989, Baltimore 2 & California 3)

TOP 10 A's REGULAR SEASON CROWDS AT OAKLAND

ATTENDANCE	DATE	OPPONENT	W/L
1 49,300	August 25, 1980 (Monday Night)	New York	W
2 48,758	June 6, 1970 (Saturday Day)	Detroit	L
3 48,592	May 3, 1981 (Sunday DH)	New York	LL
4 48,348	April 6, 1982 (Tuesday Night)	California	W
5 48,179	May 2, 1981 (Saturday Day)	New York	W
6 48,137	May 16, 1982 (Sunday Day)	New York	W
7 47,768	June 13, 1980 (Friday DH)	New York	WL
8 47,741	June 12, 1972 (Monday Night)	Baltimore	L
9 47,570	July 8, 1974 (Monday Night)	Cleveland	W
9 47,570	September 10, 1973 (Monday Night)	Kansas City	W

TOP 10 A's REGULAR SEASON CROWDS ON THE ROAD

ATTENDANCE	DATE	OPPONENT	W/L
1 61,696	August 11, 1989 (Friday Night)	California	W
2 60,326	August 13, 1989 (Sunday Day)	California	L
3 58,963	April 24, 1982 (Saturday Night)	California	L
4 56,535	September 20, 1996 (Friday Night)	Seattle	L
5 56,103	September 21, 1996 (Saturday Night)	Seattle	L
6 55,034	May 30, 1987 (Sunday Day)	New York	L
7 54,987	September 27, 1992 (Sunday Day)	Milwaukee	L
8 54,719	May 22, 1988 (Sunday Day)	New York	L
9 54,597	April 13, 1990 (Friday Night)	Seattle	W
10 54,589	September 23, 1995 (Saturday Night)	Seattle	L

ALL-TIME LARGEST COLISEUM BASEBALL CROWDS

1 49,671	July 14, 1987 — All-Star Game
2 49,444	October 4, 1989 vs. Toronto, Game 2, ALCS
3 49,435	October 3, 1989 vs. Toronto, Game 1, ALCS
4 49,410	October 20, 1972 vs. Cincinnati, Game 5, World Series
5 49,410	October 19, 1972 vs. Cincinnati, Game 4, World Series
6 49,410	October 18, 1972 vs. Cincinnati, Game 3, World Series
7 49,406	October 9, 1988 vs. Boston, Game 4, ALCS
8 49,388	October 15, 1989 vs. San Francisco, Game 2, World Series
9 49,385	October 14, 1989 vs. San Francisco, Game 1, World Series
10 49,358	October 7, 1975 vs. Boston, Game 3, ALCS

A's ATTENDANCE, cont.

ALL-TIME LARGEST A's CROWDS ON THE ROAD

1	62,038	October 27, 1989 at San Francisco, Game 3, World Series
2	62,032	October 28, 1989 at San Francisco, Game 4, World Series
3	61,696	August 11, 1989 at California
4	60,326	August 13, 1989 at California
5	58,963	April 24, 1982 at California
6	56,535	September 20, 1996 at Seattle
7	56,103	September 21, 1996 at Seattle
8	56,051	October 16, 1988 at Los Angeles, Game 2, World Series
9	56,040	October 22, 1972 at Cincinnati, Game 7, World Series
10	55,989	October 13, 1974 at Los Angeles, Game 2, World Series

OAKLAND TRADES & FREE AGENT SIGNINGS

DATE	ACQUIRED	FROM	IN EXCHANGE FOR
December 3, 1967	C Jim Pagliaroni	Pittsburgh Pirates	Cash
July 31, 1968	Cash	Boston Red Sox	OF Floyd Robinson
February 24, 1969	P Jim Roland	Minnesota Twins	Cash
May 7, 1969	OF Jose Tartabull	Boston Red Sox	Cash
May 27, 1969	Cash	Seattle Pilots	C Jim Pagliaroni
June 3, 1969	OF Federico Velazquez	Seattle Pilots	Cash
June 14, 1969	C Larry Haney	Seattle Pilots	2B John Donaldson
July 12, 1969	IF Bob Johnson	St. Louis Cardinals	OF Joe Nossek
August 22, 1969	OF Tito Francona	Atlanta Braves	Cash
August 29, 1969	P Fred Talbot	Seattle Pilots	P Bob Meyer IF Pete Koegel Cash
September 21, 1969	P Juan Pizarro	Cleveland Indians	Cash
December 3, 1969	OF Felipe Alou	Atlanta Braves	P Jim Nash
December 5, 1969	P Al Downing	New York Yankees	1B Danny Cater
	C Frank Fernandez		C Ossie Chavarria
December 5, 1969	P Mudcat Grant	St. Louis Cardinals	Cash
December 7, 1969	P Diego Segui	Seattle Pilots	IF Ted Kubiak P George Lauzerique
	SS Ray Oyler		OF Mike Hershberger
January 15, 1970	1B Don Mincher	Milwaukee Brewers	P Lew Krausse C Phil Roof P Ken Sanders
	IF Ron Clark		1B Ramon Webster
March 24, 1970	IF Roberto Pena	San Diego Padres	SS Ray Oyler
April 17, 1970	Cash	California Angels	OF Tommie Reynolds
May 16, 1970	Cash	California Angels	IF Roberto Pena
May 18, 1970	2B John Donaldson	Milwaukee Brewers	P Roberto Rodriguez
May 26, 1970	Cash	San Diego Padres	P Al Downing
June 11, 1970	OF Steve Hovley	Milwaukee Brewers	OF Tito Francona Cash
June 15, 1970	P Bob Locker	Milwaukee Brewers	Cash
June 22, 1970	OF Tommy Davis	Houston Astros	Cash
September 14, 1970	OF Angel Mangual	Pittsburgh Pirates	P Mudcat Grant
	(Oakland received Mangual on October 20, 1970.)		
September 16, 1970	Cash	Chicago Cubs	OF Tommy Davis
October 19, 1970	1B Ramon Webster	San Diego Padres	Cash
October 20, 1970	Cash	Cincinnati Reds	P Ed Sprague
April 9, 1971	P Ron Klimkowski	New York Yankees	OF Felipe Alou
	P Rob Gardner		
April 24, 1971	SS Larry Brown	Cleveland Indians	Cash
May 8, 1971	1B Mike Epstein	Washington Senators	C Frank Fernandez
	P Darold Knowles		1B Don Mincher P Paul Lindblad Cash
May 22, 1971	P Darryl Patterson	Detroit Tigers	2B John Donaldson
May 26, 1971	1B Curt Blefary	New York Yankees	P Rob Gardner
June 14, 1971	1B Mike Hegan	Milwaukee Brewers	Cash
June 17, 1971	Cash	Chicago Cubs	1B Ramon Webster
June 23, 1971	C Frank Fernandez	Washington Senators	Cash
June 25, 1971	Cash	St. Louis Cardinals	P Daryl Patterson
	(Patterson was returned to Oakland on October 21, 1971.)		
August 10, 1971	P Mudcat Grant	Pittsburgh Pirates	Cash
August 14, 1971	Cash	Atlanta Braves	IF Tony La Russa
August 31, 1971	OF Adrian Garrett	Chicago Cubs	C Frank Fernandez OF Bill McNulty

DATE	ACQUIRED	FROM	IN EXCHANGE FOR
November 29, 1971	P Ken Holtzman	Chicago Cubs	OF Rick Monday
March 4, 1972	P Denny McLain	Texas Rangers	P Don Stanhouse P Jim Panther
April 28, 1972	Cash	New York Yankees	P Jim Roland
May 9, 1972	P Mike Kilkenny	Detroit Tigers	1B Reggie Sanders
May 15, 1972	P Don Shaw	St. Louis Cardinals	IF Dwain Anderson
May 17, 1972	OF Ollie Brown	San Diego Padres	OF Curt Blefary P Mike Kilkenny Minor league OF Greg Schubert
May 18, 1972	IF Marty Martinez (Aleya was returned to Oakland on July 23, 1972.)	St. Louis Cardinals	OF Brant Aleya
June 7, 1972	Cash	St. Louis Cardinals	P Diego Segui
June 20, 1972	OF Bill Voss	Milwaukee Brewers	OF Ron Clark
June 28, 1972	OF Art Shamsky	Chicago Cubs	Cash
June 29, 1972	Cash	Milwaukee Brewers	OF Ollie Brown
June 29, 1972	1B Orlando Cepeda	Atlanta Braves	P Denny McLain
July 20, 1972	1B Don Mincher	Texas Rangers	IF Marty Martinez
	SS Ted Kubiak		IF Vic Harris P Steve Lawson
August 27, 1972	OF Matty Alou	St. Louis Cardinals	OF Bill Voss Minor league P Steve Easton
August 30, 1972	SS Dai Maxvill	St. Louis Cardinals	Minor leaguers IF Joe Lindsey C Gene Dusen
September 6, 1972	C Larry Haney	San Diego Padres	Cash
October 30, 1972	P Paul Lindblad	Texas Rangers	OF Bill McNulty OF Brant Aleya
November 21, 1972	OF Bill North	Chicago Cubs	P Bob Locker
November 24, 1972	P Rob Gardner	New York Yankees	OF Matty Alou
	OF Rich McKinney		
November 30, 1972	P Horacio Pina	Texas Rangers	1B Mike Epstein
February 14, 1973	OF Billy Conigliaro	Milwaukee Brewers	Cash
March 24, 1973	C Ray Fosse	Cleveland Indians	OF George Hendrick
	SS Jack Heidemann		C Dave Duncan Minor league UT Jack Bastable
May 2, 1973	1B Deron Johnson	Philadelphia Phillies	
May 4, 1973	Cash	Pittsburgh Pirates	C Jerry McNertney
May 31, 1973	Cash	Milwaukee Brewers	P Rob Gardner
	(Deal was cancelled and Gardner was returned to Oakland on July 16, 1973.)		
July 7, 1973	Cash	Pittsburgh Pirates	SS Dai Maxvill
July 31, 1973	OF Jesus Alou	Houston Astros	Cash
August 1, 1973	OF Vic Davalillo	Pittsburgh Pirates	Cash
August 18, 1973	Cash	New York Yankees	1B Mike Hegan
August 29, 1973	1B Pat Bourque	Chicago Cubs	1B Gonzalo Marquez
September 1, 1973	Cash	St. Louis Cardinals	P Lew Krausse C Larry Haney
September 11, 1973	OF Rico Carty	Chicago Cubs	Cash
September 18, 1973	Cash	Montreal Expos	OF Jose Morales
December 3, 1973	P Bob Locker	Chicago Cubs	P Horacio Pina
January 9, 1974	Cash	St. Louis Cardinals	OF Jay Johnstone
March 25, 1974	Cash	Cleveland Indians	IF Jack Heidemann
March 26, 1974	C Larry Haney	St. Louis Cardinals	Cash
June 24, 1974	P Bill Parsons	Milwaukee Brewers	1B Deron Johnson
	Cash		
August 19, 1974	1B-OF Jim Holt	Minnesota Twins	1B Pat Bourque
October 23, 1974	OF Billy Williams	Chicago Cubs	P Darold Knowles P Bob Locker 2B Manny Trillo
October 23, 1974	1B Pat Bourque	Minnesota Twins	OF Dan Ford Minor league P Denny Myers
December 2, 1974	Cash	St. Louis Cardinals	P Bill Parsons
December 31, 1974	No compensation (free agent signing)	New York Yankees	P Catfish Hunter
March 26, 1975	OF Don Hopkins	Montreal Expos	Cash
April 6, 1975	P Jim Todd	Chicago Cubs	OF Champ Summers Cash
April 28, 1975	OF Matt Alexander	Chicago Cubs	Minor league P Howell Copeland
May 16, 1975	P Sonny Siebert	San Diego Padres	IF Ted Kubiak

OAKLAND TRADES & FREE AGENT SIGNINGS, cont.

DATE	ACQUIRED	FROM	IN EXCHANGE FOR
May 18, 1975	IF Teddy Martinez	St. Louis Cardinals	P Mike Barlow Minor league P Steve Staniland
May 20, 1975	P Dick Bosman P Jim Perry	Cleveland Indians	P Blue Moon Odom Cash
June 15, 1975	P Stan Bahnsen P Skip Pitlock	Chicago White Sox	P Dave Hamilton OF Chet Lemon
August 13, 1975	OF Tommy Harper	California Angels	Cash
August 31, 1975	UT Cesar Tovar	Texas Rangers	Cash
October 28, 1975	SS Larry Lintz	St. Louis Cardinals	OF Charlie Chant
December 9, 1975	Cash	Cleveland Indians	C Ray Fosse
April 2, 1976	OF Don Baylor P Mike Torrez P Paul Mitchell	Baltimore Orioles	OF Reggie Jackson P Ken Holtzman Minor league Bill Van Bommel
April 19, 1976	C Tim Hosley	Chicago Cubs	Cash
August 30, 1976	1B Willie McCovey	San Diego Padres	Cash
September 14, 1976	1B Ron Fairly	St. Louis Cardinals	Cash
November 5, 1976	C Manny Sanguillen Cash	Pittsburgh Pirates	MGR Chuck Tanner
November 5, 1976	2B Tommy Helms	Pittsburgh Pirates	Cash
November 16, 1976	No compensation (free agent signing)	California Angels	OF Don Baylor
November 17, 1976	No compensation (free agent signing)	Texas Rangers	SS Bert Campaneris
November 17, 1976	No compensation (free agent signing)	California Angels	OF Joe Rudi
November 19, 1976	No compensation (free agent signing)	Milwaukee Brewers	3B Sal Bando
December 6, 1976	Cash	Milwaukee Brewers	C Larry Haney
December 14, 1976	No compensation (free agent signing)	San Diego Padres	P Rollie Fingers
December 14, 1976	No compensation (free agent signing)	San Diego Padres	C Gene Tenace
January 6, 1977	No compensation (free agent signing)	San Francisco Giants	1B Willie McCovey
February 19, 1977	Cash	Texas Rangers	P Paul Lindblad
February 24, 1977	Minor league IF Mike Weathers Cash	Toronto Blue Jays	1B Ron Fairly
February 25, 1977	Cash	Milwaukee Brewers	3B Ken McMullen
March 15, 1977	P Dave Giusti P Doc Medich P Doug Bair P Rick Langford OF Tony Armas OF Mitchell Page	Pittsburgh Pirates	2B Phil Garner 3B Tommy Helms P Chris Batton
March 15, 1977	IF Jerry Tabb	Chicago Cubs	Cash
March 15, 1977	P Joe Coleman	Chicago Cubs	P Jim Todd
March 15, 1977	1B Richie Allen	Philadelphia Phillies	No compensation (free agent signing)
March 25, 1977	Cash	St. Louis Cardinals	IF Tom Sandt
March 26, 1977	P Jim Umbarger IF Rodney Scott Cash	Texas Rangers	OF Claudell Washington
March 29, 1977	P Pablo Torrealba	Atlanta Braves	Cash
April 4, 1977	OF Sheldon Mallory	New York Mets	Cash
April 27, 1977	P Dock Ellis IF Marty Perez OF Larry Murray	New York Yankees	P Mike Torrez
May 22, 1977	1B Mike Jorgensen	Montreal Expos	P Stan Bahnsen
June 15, 1977	OF Willie Crawford	Houston Astros	OF Dennis Walling Cash
June 15, 1977	Cash	Texas Rangers	P Dock Ellis
August 4, 1977	Cash	Seattle Mariners	P Paul Mitchell
August 5, 1977	Cash	Chicago Cubs	P Dave Giusti
August 12, 1977	P Steve Dunning	St. Louis Cardinals	P Randy Scarbery
August 25, 1977	Cash	Texas Rangers	P Jim Umbarger
September 13, 1977	Cash	Seattle Mariners	P Doc Medich

DATE	ACQUIRED	FROM	IN EXCHANGE FOR
January 21, 1978	Free agent signing (Oakland selected P Tim	Texas Rangers	1B Mike Jorgensen 1st round pick.)
February 25, 1978	1B Dave Revering Cash	Cincinnati Reds	P Doug Bair
March 15, 1978	C Gary Alexander OF Gary Thomasson P Dave Heaverlo P Alan Wirth P John Henry Johnson P Phil Huffman SS Mario Guerrero Cash	San Francisco Giants	P Vida Blue
March 25, 1978	2B Steve Staggs	Toronto Blue Jays	OF Sheldon Mallory
March 29, 1978	P Pete Broberg	Chicago Cubs	2B Rodney Scott Cash
March 30, 1978	P Steve Renko C Jim Essian	Chicago White Sox	P Pablo Torrealba
April 1, 1978	3B Mike Adams	Chicago Cubs	Cash
April 4, 1978	OF Miguel Dilone P Elias Sosa 2B Mike Edwards	Pittsburgh Pirates	C Manny Sanguillen
May 17, 1978	OF Glenn Burke	Los Angeles Dodgers	OF Bill North
May 22, 1978	Cash	Toronto Blue Jays	P Joe Coleman
June 15, 1978	OF Del Alston 3B Mickey Klutts Cash	New York Yankees	OF Gary Thomasson
June 15, 1978	OF Joe Wallis	Cleveland Indians	C Gary Alexander
August 15, 1978	DH Rico Carty	Toronto Blue Jays	DH Willie Horton P Phil Huffman
October 3, 1978	Cash	Toronto Blue Jays	DH Rico Carty
January 9, 1979	Free agent signing (Oakland selected RHP	Montreal Expos	P Elias Sosa
January 20, 1979	Free agent signing (Oakland selected OF	Boston Red Sox	P Steve Renko
February 3, 1979	Cash	New York Yankees	C Bruce Robinson
June 15, 1979	3B Dave Chalk C Mike Heath Cash	Texas Rangers	P John Henry Johnson
July 4, 1979	Cash	Chicago Cubs	OF Miguel Dilone
February 29, 1980	No compensation (free agent signing)	Kansas City Royals	3B Dave Chalk
April 9, 1980	Cash	Seattle Mariners	P Dave Heaverlo
July 25, 1980	1B Orlando Gonzalez	Philadelphia Phillies	Cash
November 3, 1980	SS Fred Stanley 2B Brian Doyle	New York Yankees	P Mike Morgan
November 20, 1980	Free agent signing (Oakland selected 2B Mike Gallego with the White Sox's 2nd round pick in 1981.)	Chicago White Sox	C Jim Essian
December 8, 1980	Cash	Seattle Mariners	SS Mario Guerrero
December 11, 1980	C-1B Cliff Johnson IF Keith Drumright	Chicago Cubs	Minor league P Mike King
February 10, 1981	IF Jimmy Sexton	Houston Astros	P Rick Lysander
March 27, 1981	3B Kevin Bell SS Tony Phillips Minor league P Eric Mustard	San Diego Padres	P Bob Lacey Minor league P Ray Moretti
April 6, 1981	P Bob Owchinko	Pittsburgh Pirates	P Ernie Gamacho Cash
May 20, 1981	1B Jim Spencer P Tom Underwood	New York Yankees	1B Dave Revering OF Mike Patterson Minor league P Chuck Dougherty Cash
June 10, 1981	OF Rich Bosetti	Toronto Blue Jays	Cash
December 4, 1981	1B Joe Rudi (Boston selected 1B-OF	Boston Red Sox	Free agent signing Jeff Ledbetter with the A's 1st round pick.)
December 9, 1981	1B Dan Meyer	Seattle Mariners	P Rich Bordi
December 9, 1981	OF Rusty McNealy Minor league P Tim Hallgren	Seattle Mariners	P Roy Thomas
February 8, 1982	2B Davey Lopes	Los Angeles Dodgers	Minor league 2B Lance Hudson
February 24, 1982	Minor league P Allen Edwards	Baltimore Orioles	P Craig Minetto

OAKLAND TRADES & FREE AGENT SIGNINGS, cont.

DATE	ACQUIRED	FROM	IN EXCHANGE FOR
March 1, 1982	OF Darrell Brown Minor league P Mark Fellows P Jack Smith	Detroit Tigers	3B Jeff Cox C Scott Meyers
April 7, 1982	OF Jeff Burroughs	Seattle Mariners	No compensation (free agent signing)
May 14, 1982	Minor league P Mike Warren 1B John Evans	Milwaukee Brewers	SS Rob Picciolo
November 5, 1982	OF Al Woods	Toronto Blue Jays	DH Cliff Johnson
November 15, 1982	P Tom Burgmeier (Boston selected SS Mike Brumley with the A's 2nd round pick.)	Boston Red Sox	Free agent signing
December 6, 1982	3B Carney Lansford	Boston Red Sox	OF Tony Armas
	OF Garry Hancock Minor league P Jerome King Cash		C Jeff Newman
January 17, 1983		Boston Red Sox	P Brian Kingman
January 18, 1983	SS Bill Almon (Chicago selected 1B-OF Ross Mounan with a special selection following the first round of the June, 1983 draft.)	Chicago White Sox	Free agent signing
June 15, 1983	P Ben Callahan 1B Marshall Brant Cash	New York Yankees	P Matt Keough
September 2, 1983	Minor league P Tom Dozier P Jim Strickek	St. Louis Cardinals	P Steve Baker
November 21, 1983	P Bill Caudill Minor league P Darrel Akerfelds	Seattle Mariners	P Dave Beard C Bob Kearney
December 6, 1983	C Jim Essian	Cleveland Indians	SS Luis Quinones
December 7, 1983	P Ray Burris	Montreal Expos	OF Rusty McNealy Cash
December 8, 1983	P Tim Stoddard	Baltimore Orioles	3B Wayne Gross
December 13, 1983	2B Joe Morgan	Philadelphia Phillies	No compensation (free agent signing)
January 23, 1984	P Lary Sorensen (Cleveland selected RHP Kurt Dempster with the A's 2nd round pick.)	Cleveland Indians	Free agent signing
February 6, 1984	Free agent signing (Oakland selected P Tim Belcher of New York Yankees from the compensation pool on February 8, 1984.)	Baltimore Orioles	P Tom Underwood
March 26, 1984	Minor leaguers P Stan Kyles OF Stan Boderick	Chicago Cubs	P Tim Stoddard
July 15, 1984	P Chuck Rainey (Chicago received Lopes on August 31, 1984.)	Chicago Cubs	UT Davey Lopes
December 7, 1984	P Don Sutton	Milwaukee Brewers	P Ray Burris Minor league P Eric Barry PTBNL
December 8, 1984	P Jay Howell Minor league P Jose Rijo P Eric Plunk P Tim Birtsas OF Stan Javier	New York Yankees	OF Rickey Henderson Minor league P Bert Bradley Cash
December 8, 1984	OF Dave Collins SS Alfredo Griffin Cash	Toronto Blue Jays	P Bill Caudill
December 18, 1984	No compensation (free agent signing)	Chicago Cubs	P Lary Sorensen
December 22, 1984	Cash	Toronto Blue Jays	DH Jeff Burroughs
March 24, 1985	OF Dusty Baker	San Francisco Giants	C Dan Winters Minor League P Ed Puikunas
March 31, 1985	OF Steve Henderson	Seattle Mariners	No compensation (free agent signing)
April 8, 1985	No compensation (free agent signing)	Pittsburgh Pirates	SS Bill Almon

DATE	ACQUIRED	FROM	IN EXCHANGE FOR
September 10, 1985	OF Jerome Nelson P Robert Sharpnack (Oakland received Nelson and Sharpnack on September 25, 1985.)	California Angels	P Don Sutton
November 13, 1985	UT Barbaro Garbey	Detroit Tigers	OF Dave Collins
December 10, 1985	P Joaquin Andujar	St. Louis Cardinals	C Mike Heath P Tim Conroy
March 30, 1986	P Moose Haas	Milwaukee Brewers	Minor league SS Steve Kiefer P Peter Kendrick C Charlie O'Brien P Mike Fulmer
May 2, 1986	No compensation (free agent signing)	New York Yankees	P Tommy John
May 20, 1986	P Eric Broersma Cash	Minnesota Twins	P Keith Atherton
December 11, 1986	P Gene Nelson Minor league P Bruce Tanner (Oakland received Tanner on December 18, 1986.)	Chicago White Sox	IF Donnie Hill
December 16, 1986	No compensation (free agent signing)	New York Yankees	2B Lenn Sakata
December 24, 1986	OF Reggie Jackson (California selected P Dave Holdridge as a compensation pick following the 1st round.) (California selected P Mike Erb with the A's 2nd round pick.)	California Angels	Free agent signing
January 30, 1987	3B Ron Cey	Chicago Cubs	SS Luis Quinones
April 3, 1987	P Dennis Eckersley Minor league SS Dan Rohn	Chicago Cubs	Minor league OF Dave Wilder SS Brian Guinn P Mark Leonette
July 15, 1987	2B Tony Bernazard	Cleveland Indians	Minor league P Darrel Akerfelds C Brian Dorsett
August 29, 1987	P Rick Honeycutt	Los Angeles Dodgers	P Tim Belcher
August 30, 1987	P Storm Davis	San Diego Padres	1B Rob Nelson P Dave Leiper
December 7, 1987	OF Doug Jennings	California Angels	Rule 5 ML draft
December 8, 1987	OF Dave Parker	Cincinnati Reds	P Jose Rijo P Tim Lirtsas
December 9, 1987	C Ron Hassey	Chicago White Sox	No compensation (free agent signing)
December 11, 1987	P Bob Welch P Matt Young P Jack Savage P Jesse Orosco	Los Angeles Dodgers	SS Alfredo Griffin P Jay Howell
		New York Mets	P Wally Whitehurst P Kevin Tapani P Jack Savage
December 15, 1987	(To Complete Dodger Deal) Free agent signing (Oakland selected C Wynn Beck with the Dodgers' 2nd round pick in 1988.)	Los Angeles Dodgers	P Jesse Orosco
December 21, 1987	OF Dave Henderson	Los Angeles Dodgers	OF Mike Davis
January 8, 1988	No compensation (free agent signing)	San Francisco Giants	No compensation (free agent signing)
January 11, 1988	IF Glenn Hubbard	Houston Astros	P Joaquin Andujar
March 10, 1988	No compensation (free agent signing)	Atlanta Braves	No compensation (free agent signing)
November 28, 1988	P Mike Moore (Seattle selected P Scott Burrell with the A's 1st round pick.)	Houston Astros	OF Steve Henderson
June 21, 1989	OF Rickey Henderson	Seattle Mariners	Free agent signing
August 31, 1989	1B Ken Phelps	New York Yankees	P Greg Cadaret P Eric Plunk OF Luis Polonia Minor league P Scott Holcomb
December 3, 1989	Free agent signing (Oakland selected P Todd Van Poppel with the Brewers' 1st round pick.) (Oakland selected P Kirk Dressendorfer as a compensation pick following the 1st round.)	Milwaukee Brewers	DH Dave Parker
December 4, 1989	P Reggie Harris	Boston Red Sox	Rule 5 ML draft
December 5, 1989	Free agent signing (Oakland selected P Curtis Shaw with the Tigers' 2nd round pick.)	Detroit Tigers	IF Tony Phillips

OAKLAND TRADES & FREE AGENT SIGNINGS, cont.

DATE	ACQUIRED	FROM	IN EXCHANGE FOR
December 7, 1989	Free agent signing (Oakland selected P Dave Zancanaro as a compensation pick following the 1st round in 1990.)	Kansas City Royals	P Storm Davis
December 13, 1989	(Oakland selected C Eric Helfand with the Royals' 2nd round pick in 1990.) P Scott Sanderson	Chicago Cubs	No compensation (free agent signing)
December 13, 1989	C Jamie Quirk	Baltimore Orioles	No compensation (free agent signing)
December 15, 1989	No compensation (free agent signing)	Seattle Mariners	P Matt Young
May 13, 1990	2B Willie Randolph	Los Angeles Dodgers	OF Stan Javier
June 17, 1990	Cash	Cleveland Indians	1B Ken Phelps
August 29, 1990	DH Harold Baines	Texas Rangers	Minor league RHP Scott Chiamparino RHP Joe Bitker (Texas received Chiamparino and Bitker on September 4, 1990.)
August 29, 1990	OF Willie McGee	St. Louis Cardinals	OF Felix Jose Minor League IF Stan Royer RHP Daryl Green
December 3, 1990	Free agent signing (Oakland selected P Mike Rossiter as a compensation pick following the 1st round in 1991.)	San Francisco Giants	OF Willie McGee
December 3, 1990	(Oakland selected OF Mike Neill with the Giants' 2nd round pick in 1991.) P Joe Turek	Cincinnati Reds	Rule 5 ML Draft
December 3, 1990	C Eddie Taubensee (Turek was returned to Cincinnati on April 5, 1991.)		
December 3, 1990	OF Willie Wilson	Kansas City Royals	No compensation (free agent signing)
December 4, 1990	IF Ernest Riles	San Francisco Giants	OF Darren Lewis Minor league P Pedro Pena (San Francisco received Pena on December 17, 1990.)
December 10, 1990	P Eric Show	San Diego Padres	No compensation (free agent signing)
December 31, 1990	Cash	New York Yankees	P Scott Sanderson
January 7, 1991	IF Vance Law	Chunichi Dragons	No compensation (free agent signing)
April 4, 1991	Claimed on waivers (Rule 5)	Cleveland Indians	C Eddie Taubensee
July 26, 1991	IF Brook Jacoby	Cleveland Indians	Minor league P Apolinar Garcia OF Lee Tinsley
July 31, 1991	P Ron Darling	Montreal Expos	Minor league P Matt Grott P Russ Cormier
January 7, 1992	Free agent signing (Oakland selected SS Gabe Alvarez with the Yankees' 3rd round pick in 1992.)	New York Yankees	IF Mike Gallego
January 14, 1992	IF Randy Ready	Philadelphia Phillies	No compensation (Free agent signing)
August 31, 1992	P Jeff Russell OF Ruben Sierra P Bobby Witt Cash	Texas Rangers	OF Jose Canseco
November 17, 1992	Minor league C Eric Helfand P Scott Baker (Oakland received Baker on November 20, 1992.)	Florida Marlins	SS Walt Weiss
December 7, 1992	P Kirt Ojala (Ojala was returned to New York on March 27, 1993.)	New York Yankees	Rule 5 ML draft
December 8, 1992	Free agent signing (Oakland selected P Willie Adams as a compensation pick following the 1st round in 1993.)	Toronto Blue Jays	P Dave Stewart
December 8, 1992	(Oakland selected IF Michael Moschetti with Toronto's 2nd round pick in 1993.) P Storm Davis	Baltimore Orioles	No compensation (Free agent signing)
December 9, 1992	No compensation (free agent signing)	Detroit Tigers	P Mike Moore
December 18, 1992	No compensation (free agent signing)	Chicago Cubs	OF Willie Wilson

DATE	ACQUIRED	FROM	IN EXCHANGE FOR
January 14, 1993	Minor league P Bobby Chouinard P David Plaster	Baltimore Orioles	OF Harold Baines
January 22, 1993	P Joe Boever	Houston Astros	No compensation (Free agent signing)
January 22, 1993	No compensation (free agent signing)	Colorado Rockies	P Jeff Parrett
February 1, 1993	IF Kevin Seitzer	Milwaukee Brewers	No compensation (Free agent signing)
February 18, 1993	No compensation (free agent signing)	Boston Red Sox	P Jeff Russell
July 31, 1993	Minor league P Steve Karsay OF Jose Herrera (Oakland received Herrera on August 7, 1993.)	Toronto Blue Jays	OF Rickey Henderson
November 29, 1993	No compensation (free agent signing)	Texas Rangers	P Rick Honeycutt
December 3, 1993	OF Stan Javier	California Angels	No compensation (free agent signing)
December 13, 1993	P Bill Taylor	Atlanta Braves	No compensation (free agent signing)
December 13, 1993	P Carlos Reyes	Atlanta Braves	Rule 5 ML draft
December 17, 1993	OF Rickey Henderson	Toronto Blue Jays	No compensation (free agent signing)
December 20, 1993	OF Kerwin Moore	Florida Marlins	IF Kurt Abbott
January 5, 1994	No compensation (free agent signing)	Florida Marlins	IF Jerry Browne
January 28, 1994	No compensation (free agent signing)	Kansas City Royals	OF Dave Henderson
December 5, 1994	P Chris Eddy (Eddy was returned to Kansas City on May 15, 1995)	Kansas City Royals	Rule 5 ML draft
January 31, 1995	Cash	Orix Blue Wave	IF Troy Neel
April 8, 1995	P Dave Stewart	Toronto Blue Jays	No compensation (free agent signing)
April 8, 1995	No compensation (free agent signing)	Florida Marlins	P Bobby Witt
April 11, 1995	P Todd Stottlemire	Toronto Blue Jays	No compensation (free agent signing)
April 12, 1995	IF Mike Gallego	New York Yankees	No compensation (free agent signing)
July 28, 1995	OF Danny Tartabull	New York Yankees	OF Ruben Sierra Minor league P Jason Beverlin
August 24, 1995	Minor league OF Demond Smith	California Angels	IF Mike Aldrete
September 8, 1995	P Todd Williams	Los Angeles Dodgers	Minor league P Matt McDonald
September 25, 1995	Cash	New York Yankees	P Rick Honeycutt
December 8, 1995	No compensation (free agent signing)	San Francisco Giants	OF Stan Javier
January 2, 1996	No compensation (free agent signing)	San Diego Padres	OF Rickey Henderson
January 9, 1996	OF Allen Battle P Jay Witasick Minor League P Bret Wagner P Carl Dale	St. Louis Cardinals	P Todd Stottlemire
January 11, 1996	No compensation (free agent signing)	St. Louis Cardinals	IF Mike Gallego
January 22, 1996	P Andrew Lorraine Minor League OF Charlie Poe	Chicago White Sox	OF Danny Tartabull
January 27, 1996	No compensation (free agent signing)	California Angels	P Steve Ontiveros
January 29, 1996	OF Pedro Muñoz	Minnesota Twins	No compensation (free agent signing)
February 8, 1996	Cash	Fukuoka Daiei Hawks	OF Scott Lydy
February 13, 1996	P Steve Montgomery	St. Louis Cardinals	P Dennis Eckersley
March 22, 1996	OF Phil Plantier	Detroit Tigers	Minor League IF Fausto Cruz P Ramon Fermin
December 5, 1996	No compensation (free agent signing)	Minnesota Twins	C Terry Steinbach

OAKLAND TRADES & FREE AGENT SIGNINGS, cont.

DATE	ACQUIRED	FROM	IN EXCHANGE FOR
December 12, 1996	Free agent signing	Baltimore Orioles	SS Mike Bordick
	(A's receive compensation in 1997 free agent draft.)		
January 27, 1997	OF Jose Canseco Cash	Boston Red Sox	P John Wasdin

OAKLAND A's ALUMNI CLUB

Includes every player who has appeared in at least one game for the Oakland A's from 1968-1996.

MANAGERS

Bauer, Hank	69	Rudi, Joe	86-87	Beane, Billy	89
Boros, Steve	83-84	Saul, Jim	79	Beard, Dave	80-83
Dark, Alvin	74-75	Schoendienst, Red	77-78	Bernazard, Tony	87
Howe, Art	96	Schueler, Ron	83-84	Berroa, Geronimo	94-96
Kennedy, Bob	68	Stange, Lee	77-79	Bell, Kevin	82
La Russa, Tony	86-95	Stock, Wes	73-76, 84-86	Bettendorf, Jeff	84
Marshall, Jim	79	Walling, Denny	96	Birtsas, Tim	85-86
Martin, Billy	80-82	Walls, Lee	79-82	Bitker, Joe	90
McKeon, Jack	77-78	Washington, Ron	96	Blankenship, Lance	88-93
McNamara, John	69-70	Watson, Bob	86-88	Blefary, Curt	71-72
Moore, Jackie	84-86	Williams, Billy	83-85	Blue, Vida	69-77
Newman, Jeff	86	Winkles, Bobby	74-75	Bochte, Bruce	84-86
Tanner, Chuck	76			Boever, Joe	93
Williams, Dick	71-73			Bogle, Warren	68
Winkles, Bobby	77-78			Bordi, Rich	80-81, 88

PLAYERS

COACHES

Adair, Jerry	72-74	Abbott, Glenn	73-76	Bosetti, Rick	81-82
Alejo, Bob	96	Abbott, Kurt	93	Bosman, Dick	75-76
Boyer, Clete	80-85	Acre, Mark	94-96	Bournigal, Rafael	96
Burleson, Rick	91	Adams, Mike	78	Bourque, Pat	73-74
Cluck, Bob	96	Adams, Willie	96	Bowie, Jim	94
Didier, Bob	84-86	Atenir, Troy	90-91	Bradley, Bert	83
DiMaggio, Joe	68-69	Aker, Jack	68	Brant, Marshall	83
Dyer, Duffy	96	Akerfelds, Darrel	86	Briscoe, John	91-96
Duncan, Dave	86-95	Aldrete, Mike	93-95	Broberg, Pete	78
Ermer, Cal	77	Alexander, Gary	78	Brooks, Bobby	69-72
Fischer, Brad	96	Alexander, Matt	75-77	Brosius, Scott	91-96
Fowler, Art	80-82	Allen, Dick	77	Brown, Darrell	82
Hofman, Bob	69-70, 74-78	Allison, Dana	91	Brown, Larry	71-72
Hoscheit, Vern	69-74	Almon, Bill	83-84	Brown, Ollie	72
Jackson, Reggie	91	Alou, Felipe	70-71	Browne, Jerry	92-93
Kusnyer, Art	89-95	Alou, Jesus	73-74	Brumley, Mike	94
Lachemann, Rene	87-92	Alou, Matty	72	Bryant, Derek	79
Lansford, Carney	94-95	Alston, Dell	78	Budaska, Mark	78, 81
Lau, Charlie	70	Alyea, Brant	72	Burgmeier, Tom	83-84
Lefebvre, Jim	87-88, 94-95	Anderson, Dwain	71-72	Burke, Glenn	78-79
Lollar, Sherm	68-69	Andrews, Mike	73	Burns, Todd	88-91
Lonnett, Joe	76	Andujar, Joaquin	86-87	Burris, Ray	84
Lumpe, Jerry	71	Armas, Marcos	93	Burroughs, Jeff	82-84
Luzinski, Greg	93	Armas, Tony	77-82		
Maxvill, Dal	75	Arndt, Larry	89	C	
McKay, Dave	84-95	Arroyo, Fernando	82, 86	Cadaret, Greg	87-89
McKeon, Jack	78	Atherton, Keith	83-86	Callahan, Ben	83
McNamara, John	68-69			Camacho, Ernie	80
Metro, Charlie	82	B		Campaneris, Bert	68-76
Mitterwald, George	79-82	Babitt, Shooty	81	Campbell, Kevin	91-93
Moore, Jackie	81-84	Bahnsen, Stan	75-77	Canseco, Jose	85-92
Monchak, Al	76	Baines, Harold	90-92	Canseco, Ozzie	90
Newman, Al	76	Bair, Doug	77, 86	Carty, Rico	73, 78
Newman, Jeff	86	Baker, Dusty	85-86	Cater, Danny	68-69
Noren, Irv	71-74	Baker, Scott	95	Caudill, Bill	84, 87
Nottle, Ed	83	Baker, Steve	82-83	Cepeda, Orlando	72
Paul, Mike	87-88	Bando, Sal	68-76	Cey, Ron	87
Plaza, Ron	86	Bando, Chris	89	Chalk, Dave	79
Posedel, Bill	68-72	Bathe, Bill	86	Chant, Charlie	75
Rader, Doug	92	Batista, Tony	96	Chitren, Steve	90-91
Rettenmund, Merv	89-90	Battle, Allen	96	Chouinard, Bobby	96
Reynolds, Tommie	89-95	Batton, Chris	76	Cias, Darryl	83
		Baylor, Don	76, 88	Clark, Ron	71-72
				Codioli, Chris	82-87

Colbert, Nate	76	Groom, Buddy	96	Kilkenny, Mike	72
Coleman, Joe	77-78	Gross, Wayne	76-83, 86	Kingery, Mike	92
Collins, Dave	85	Guerrero, Mario	78-80	Kingman, Brian	79-82
Conigliaro, Billy	73	Guzman, Johnny	91-92	Kingman, Dave	84-86
Conroy, Tim	78, 82-85			Kinney, Dennis	82
Corsi, Jim	88-89, 92, 95-96	H		Kirkowski, Ron	71
Cosey, Ray	80	Haas, Moose	86-87	Klink, Joe	90-91
Cox, Jeff	80-81	Hamilton, Dave	72-75, 79-80	Klutts, Mickey	79-82
Crawford, Willie	77	Hancock, Garry	83-84	Knowles, Darold	71-74
Cruz, Fausto	94-95	Hanna, Preston	82	Komminsk, Brad	91
Cullen, Tim	72	Haney, Larry	69-70, 72-76	Krausse, Lew	68-69
		Harkey, Mike	95	Krueger, Bill	83-87
D		Harris, Reggie	90-91	Kubiak, Ted	68-69, 72-75
D'Acquisto, John	82	Harper, Brian	87, 95		
Darling, Ron	91-95	Harper, Tommy	75	L	
Davalillo, Vic	73-74	Hassey, Ron	88-90	Lacey, Bob	77-80
Davis, Mike	80-87	Hawkins, Andy	91	Lachemann, Marcell	69-71
Davis, Storm	87-89, 93	Heath, Mike	79-85	Lachemann, Rene	68
Davis, Tommy	70-71	Heaverlo, Dave	78-79, 81	Lamp, Dennis	87
Dawley, Bill	89	Hegand, Mike	71-73	Langford, Rick	77-86
Dilone, Miguel	78-79	Helfand, Eric	93-95	Lansford, Carney	83-92
Dobson, Chuck	68-71, 73	Hemond, Scott	89-94	La Russa, Tony	68-71
Donaldson, John	68-70, 74	Heimueller, Gorman	83-84	Lauzerique, George	68-69
Downing, Al	70	Henderson, Dave	88-93	Lavelle, Gary	87
Downs, Kelly	92-93	Henderson, Rickey	79-84, 89-95	Law, Vance	91
Doyle, Brian	81	Henderson, Steve	85-87	Leiper, Dave	84, 86-87, 94-95
Dozier, Tom	86	Hendrick, George	71-72	LeMaster, John	87
Dressendorfer, Kirk	91	Herrera, Jose	95-96	Leshner, Brian	96
Driscoll, Jim	70	Hershberger, Mike	68-69	Lewis, Allan	68-70, 72-73
Drumright, Keith	81	Hill, Donnie	83-86	Lewis, Darren	90
Duncan, Dave	68-72	Hillegas, Shawn	92-93	Lindblad, Paul	68-71, 73-76
Duncan, Taylor	78	Holt, Jim	74-76	Lintz, Larry	76-77
Dunning, Steve	77	Holtzman, Ken	72-75	Locker, Bob	70-72
		Honeycutt, Rick	87-93, 95	Lopes, Davey	82-84
E		Hooten, Leon	74	Lovullo, Torey	96
Eckersley, Dennis	87-95	Hopkins, Donnie	75-76	Lydy, Scott	93
Eddy, Chris	95	Horlen, Joe	72	Lysander, Rick	80
Edwards, Mike	78-80	Horsman, Vince	92-94		
Elliott, Randy	80	Horton, Willie	78	M	
Ellis, Dock	77	Hosley, Tim	73-74, 76-78, 81	Mallory, Sheldon	77
Epstein, Mike	71-72	Hovley, Steve	70-71	Mangual, Angel	71-76
Essian, Jim	78-80, 84	Howard, Steve	90	Manrique, Fred	91
		Howell, Jay	85-87	Marquez, Gonzalo	72-73
F		Howitt, Dann	89-92	Martinez, Marty	72
Fairly, Ron	76	Hubbard, Glenn	88-89	Martinez, Teddy	75
Farmer, Ed	83	Hudgens, Dave	83	Mashore, Damon	96
Fermin, Ramon	95	Hunter, Jim	68-74	Matos, Francisco	94
Fernandez, Frank	70-71			Maxvill, Dal	72-75
Figueroa, Ed	81	J		McCatty, Steve	77-85
Fingers, Rollie	68-76	Jackson, Reggie	68-75, 87	McCovey, Willie	76
Fletcher, Paul	96	Jacoby, Brook	91	McGee, Willie	90
Fosse, Ray	73-75	Javier, Stan	86-90, 94-95	McGwire, Mark	86-96
Fox, Eric	92-94	Jennings, Doug	88-91	McKay, Dave	80-82
Francona, Tito	69-70	Jimenez, Miguel	93-94	McKinney, Rich	73-75, 77
Fuentes, Tito	78	John, Tommy	85	McLain, Denny	72
		Johns, Doug	95-96	McLaughlin, Bo	81-82
G		Johnson, Bob	69-70	McMullen, Ken	76
Gallego, Mike	85-91, 95	Johnson, Cliff	81-82	McNulty, Bill	69, 72
Gardner, Rob	71, 73	Johnson, Deron	73-74	McNealy, Rusty	83
Garner, Phil	73-76	Johnson, John	78-79	Medich, George	77
Garrett, Adrian	71-72	Johnstone, Jay	73	Mercado, Orlando	88
Garrison, Webster	96	Jones, Jeff	80-84	Mercedes, Henry	92-93
Gates, Brent	93-96	Jorgensen, Mike	77	Meyer, Dan	82-85
Giambi, Jason	95-96	Jose, Felix	88-90	Meyer, Scott	78
Giusti, Dave	77	Jurak, Ed	88	Mincher, Don	70-72
Gonzalez, Orlando	80			Minetto, Craig	78-81
Goodwin, Danny	82	K		Mitchell, Craig	75-77
Gosger, Jim	68	Kaiser, Jeff	85	Mitchell, Paul	76-77
Gossage, Rich	92-93	Karsay, Steve	93-94	Mohler, Mike	93-96
Grabarkewitz, Billy	75	Kearney, Bob	81-83	Molina, Izzy	96
Grant, Jim	70-71	Keough, Joe	68	Monday, Rick	68-71
Green, Dick	68-74	Keough, Matt	77-83	Montgomery, Steve	96
Griffin, Alfredo	85-87	Kiefer, Steve	84-85	Mooneyham, Bill	86
				Moore, Kelvin	81-83

OAKLAND A's ALUMNI CLUB, cont.

Moore, Kerwin	96	Revenig, Todd	92	Tillman, Rusty	86
Moore, Mike	89-92	Revering, Dave	78-81	Todd, Jim	75-76, 79
Morales, Jose	73	Reyes, Carlos	94-96	Tomberlin, Andy	95
Morgan, Joe	84	Reynolds, Tommy	69	Torrealba, Pablo	77
Morgan, Mike	78-79	Righetti, Dave	94	Torrez, Mike	76-77, 84
Muñoz, Pedro	96	Rijo, Jose	85-87	Tovar, Cesar	75-76
Mura, Steve	85	Riles, Ernest	91	Trillo, Manny	73-74
Murphy, Dwayne	78-87	Robinson, Bruce	78	Tyrone, Jim	77
Murray, Larry	77-79	Robinson, Floyd	68		
		Rodriguez, Rick	86-87	U	
N		Rodriquez, Roberto	70	Umbarger, Jim	77
Nash, Jim	68-69	Roland, Jim	69-72	Underwood, Tom	81-83
Neel, Troy	92-94	Roof, Phil	68-69		
Nelson, Gene	87-92	Rudi, Joe	68-76, 82	V	
Nelson, Rob	86-87	Russell, Jeff	92	Van Poppel, Todd	91, 93-96
Nettles, Jim	81			Von Ohlen, Dave	86-87
Newman, Jeff	76-82	S		Vosberg, Ed	94
Noboa, Junior	94	Sakata, Lenn	86	Voss, Bill	72
Norris, Mike	75-83, 90	Sanchez, Alex	87		
North, Bill	73-78	Sanders, Ken	68	W	
Nosseck, Joe	69	Sanderson, Scott	90	Wagner, Mark	84
Núñez, Edwin	93-94	Sands, Charlie	75	Walling, Dennis	75-76
		Sandt, Tommy	75-76	Wallis, Joe	78-79
O		Sanguillen, Manny	77	Walton, Bruce	91-92
O'Brien, Charlie	85	Sax, Steve	94	Warren, Mike	83-85
Odom, John	68-75	Schaeffer, Jeff	94	Wasdin, John	95-96
Ontiveros, Steve	85-88, 94-95	Scott, Rodney	77	Washington, Claudell	74-76
Osteen, Darrell	70	Scott, Dickie	89	Washington, Herb	74-75
Otto, Dave	87-90	Segui, Diego	68, 70-72	Waslewski, Gary	72
Owchinko, Bob	81-82	Seitzer, Kevin	93	Webster, Ramon	68-69, 71
		Sexton, Jim	81-82	Weiss, Walt	87-92
P		Shamsky, Art	72	Welch, Bob	88-94
Page, Mitchell	77-83	Shaver, Jeff	88	Wengert, Don	95-96
Pagliaroni, Jim	68-69	Shaw, Don	72	Willard, Jerry	86-87
Panther, Jim	71	Show, Eric	91	Williams, Billy	75-76
Paquette, Craig	93-95	Siebert, Sonny	75	Williams, Earl	77
Parker, Dave	88-89	Sierra, Ruben	92-95	Williams, George	95-96
Parrett, Jeff	92	Sinatro, Matt	87-88	Williams, Mark	77
Parsons, Bill	74	Slusarski, Joe	91-93	Wilson, Willie	91-92
Patterson, Daryl	71	Small, Aaron	96	Wirth, Alan	78-80
Patterson, Mike	81	Smith, Mark	83	Witasick, Jay	96
Pena, Roberto	70	Smithberg, Roger	93-94	Witmeyer, Ron	91
Perez, Marty	77-78	Snyder, Brian	89	Witt, Bobby	92-94
Perry, Jim	75	Sorensen, Lary	84	Wojciechowski, Steve	95-96
Peters, Ricky	83, 86	Sosa, Elias	78	Wornack, Dooley	70
Phelps, Ken	89-90	Souza, Mark	80	Woodard, Darrell	78
Phillips, Tony	82-89	Spencer, Jim	81-82	Woods, Gary	76
Phoenix, Steve	94-95	Splezio, Scott	96	Wortham, Rich	83
Picciolo, Rob	77-82, 85	Sprague, Ed	68-69	Wyatt, John	69
Pierce, Tony	68	Staggs, Steve	78		
Pina, Horacio	73	Stairs, Matt	96	Y	
Pitts, Gaylen	74-75	Stanley, Fred	81-82	Young, Curt	83-91, 93
Pizarro, Juan	69	Steinbach, Terry	86-96	Young, Ernie	94-96
Plantier, Phil	96	Stewart, Dave	86-92, 95	Young, Matt	89
Plunk, Eric	86-89	Stottlemire, Todd	95		
Polonia, Luis	87-89	Summers, John	74		
Prieto, Artel	95-96	Sutton, Don	85		
		Sveum, Dale	93		
Q		T			
Quinones, Luis	83	Tabb, Jerry	77-78		
Quirk, Jamie	89-92	Talbot, Fred	69-70		
		Tartabull, Danny	95		
R		Tartabull, Jose	69-70		
Raczka, Mike	92	Taylor, Bill	94, 96		
Rainey, Chuck	84	Telgheder, Dave	96		
Ramirez, Milton	79	Teilmann, Tom	85		
Randolph, Willie	90	Tenace, Gene	69-76		
Ready, Randy	92	Tettleton, Mickey	84-87		
Renko, Steve	78	Thomasson, Gary	78		

PHILADELPHIA
KANSAS CITY
ATHLETICS



ATHLETICS ALL-TIME BATTING LEADERS

GAMES		AT BATS		RUNS		HITS	
Campaneris	1795	Campaneris	7180	Henderson, R.	1169	Campaneris	1882
Dykes	1702	Dykes	6023	Johnson, B.	997	Simmons	1827
Henderson, R.	1552	Henderson, R.	5598	Campaneris	983	Dykes	1705
Bando	1468	Johnson, B.	5428	Foxx	975	Henderson, R.	1640
Johnson, B.	1459	Davis, H.	5362	Simmons	969	Johnson, B.	1617
Suder	1421	Bando	5145	Bishop	882	Davis, H.	1498
Davis, H.	1412	Murphy, Da.	5134	Dykes	881	Foxx	1492
Murphy, Da.	1411	Simmons	5132	Cochrane	823	Murphy, Da.	1488
Miller	1361	Suder	5085	Davis, H.	808	Miller	1483
Valo	1361	Miller	4762	Jackson	756	Lansford	1317
						Cochrane	1317

DOUBLES		TRIPLES		HOME RUNS		RUNS BATTED IN	
Dykes	365	Murphy, Da.	101	McGwire	329	Simmons	1178
Simmons	348	Simmons	98	Foxx	302	Foxx	1074
Davis, H.	321	Baker	88	Jackson	269	Johnson, B.	1040
Johnson, B.	307	Collins	85	Johnson, B.	252	McGwire	860
Miller	292	Davis, H.	82	Canseco	231	Bando	796
Murphy, Da.	279	Foxx	79	Simmons	209	Jackson	776
Moses	274	Oldring	76	Bando	192	Dykes	764
Henderson, R.	273	Hartsel	75	Zemial	191	Miller	762
Campaneris	270	Miller	73	Chapman	174	Davis, H.	761
Foxx	257	Dykes	73	Henderson, R.	153	Chapman	737
				Murphy, Dw.	153		

WALKS		STRIKEOUTS		TOTAL BASES		EXTRA BASE HITS	
Henderson, R.	1109	Jackson	1226	Simmons	2998	Simmons	655
Bishop	1043	Canseco	974	Johnson, B.	2824	Foxx	638
Johnson	853	McGwire	945	Foxx	2813	Johnson, B.	631
Valo	821	Campaneris	933	Campaneris	2502	Jackson	530
Bando	792	Murphy, Dw	883	Dykes	2477	Dykes	525
McGwire	789	Henderson, R.	801	Henderson, R.	2452	McGwire	505
Foxx	781	Green	785	Jackson	2323	Davis, H.	471
Joost	766	Dykes	705	McGwire	2221	Henderson, R.	466
Hartsell	733	Bando	702	Miller	2206	Miller	460
Murphy, Dw.	693	Steinbach	689	Davis, H.	2187	Bando	429

STOLEN BASES		BATTING AVERAGE		SLUGGING PCT.	
		(Min. 2000 at bats)		(Min. 2000 at bats)	
Henderson, R.	801	Simmons	.356	Foxx	.640
Campaneris	566	Foxx	.339	Simmons	.584
Collins	377	Collins	.336	McGwire	.544
North	232	Cochrane	.321	Johnson, B.	.520
Davis, H.	223	Baker	.321	Canseco	.512
Hartsell	195	McInnis	.313	Jackson	.496
Oldring	187	Miller	.311	Cochrane	.490
Murphy, Da.	185	Cramer	.308	Zemial	.489
Baker, F.	172	Higgins	.307	Higgins	.478
Lansford	146	Moses	.307	Baker	.470

ATHLETICS ALL-TIME PITCHING LEADERS

GAMES		GAMES STARTED		COMPLETE GAMES		SHUTOUTS	
Eckersley	525	Plank	457	Plank	364	Plank	59
Plank	523	Hunter	340	Bender	229	Waddell	37
Fingers	502	Bender	289	Grove	181	Bender	37
Rommel	500	Grove	267	Waddell	168	Hunter	31
Lindblad	479	Walberg	267	Rommel	147	Blue	28
Walberg	412	Blue	262	Coombs	136	Coombs	28
Grove	402	Rommel	249	Walberg	126	Grove	20
Honeycutt	387	Stewart	245	Hunter	116	Rommel	18
Bender	385	Kellner	239	Blue	105	Dygert	16
Hunter	363	Odom	214	Kellner	95	Bush	15
						Walberg	15

WINS		LOSSES		SAVES (since 1969)		ERA (Min. 600 IP)	
Plank	285	Plank	161	Eckersley	320	Waddell	1.97
Grove	195	Rommel	119	Fingers	136	Morgan	2.15
Bender	191	Walberg	114	Howell	61	Bender	2.32
Rommel	171	Hunter	113	Caudill	37	Plank	2.39
Hunter	161	Kellner	108	Lindblad	34	Coombs	2.60
Walberg	134	Langford	105	Honeycutt	32	Dygert	2.65
Waddell	130	Bender	102	Knowles	30	Eckersley	2.74
Blue	124	Harriss	93	Grant	27	Grove	2.88
Stewart	119	Blue	86	Beard	25	Fingers	2.91
Coombs	116	Naylor	83	Lacey	22	Holtzman	2.92
		Waddell	83				

INNINGS PITCHED		WALKS		STRIKEOUTS		W-L PCT (Min. 100 dec.)	
Plank	3870.1	Plank	913	Plank	1985	W-L PCT.	
Bender	2602.0	Walberg	853	Waddell	1576	Grove	195-79 .712
Rommel	2556.1	Grove	740	Bender	1536	Bender	191-102 .652
Hunter	2455.2	Odorn	732	Grove	1523	Plank	285-161 .639
Grove	2401.0	Rommel	724	Hunter	1520	Coombs	116-67 .634
Walberg	2187.2	Kellner	717	Blue	1315	Earnshaw	98-58 .628
Blue	1946.0	Hunter	687	Stewart	1152	Welch	96-60 .615
Waddell	1869.1	Marchildon	682	Walberg	907	Waddell	130-83 .610
Kellner	1730.1	Stewart	655	Coombs	870	Stewart	119-78 .604
Stewart	1717.1	Blue	617	Odorn	799	Mahaffey	64-43 .598
						Quinn	69-47 .595

ATHLETICS SEASON BATTING LEADERS

GAMES		AT BATS		RUNS		HITS	
Griffin ('86)	162	Simmons ('32)	670	Simmons ('30)	152	Simmons ('25)	253
Griffin ('85)	162	Cramer ('33)	661	Foxx ('32)	151	Lajoie ('01)	229
Bando ('73)	162	Simmons ('25)	658	Lajoie ('01)	145	Simmons ('32)	216
Bando ('69)	162	Finney ('36)	653	Simmons ('32)	144	Cramer ('35)	214
Bando ('68)	162	Moses ('37)	649	Collins ('12)	137	Foxx ('32)	213
Siebern ('62)	162	Cramer ('34)	649	Joost ('49)	128	Simmons ('29)	212
Bando ('75)	160	Cramer ('35)	644	Foxx ('30)	127	Simmons ('30)	211
Garner ('75)	160	Campaneris ('68)	642	Foxx ('33)	125	Moses ('37)	208
Tenace ('73)	160	Lumpe ('62)	641	Collins ('13)	125	Foxx ('33)	204
Colavito ('64)	160	Sierra ('93)	630	Jackson ('69)	123	three players tied	202
		Canseco ('87)	630	Foxx ('29)	123		

DOUBLES		TRIPLES		HOME RUNS		RUNS BATTED IN	
Simmons ('26)	53	Baker ('12)	21	Foxx ('32)	58	Foxx ('32)	169
Moses ('37)	48	Baker ('09)	19	McGwire ('96)	52	Simmons ('30)	165
Lajoie ('01)	48	Da. Murphy ('10)	18	McGwire ('87)	49	Foxx ('33)	163
McNair ('32)	47	Da. Murphy ('04)	17	Foxx ('33)	48	Simmons ('29)	157
H. Davis ('05)	47	Simmons ('30)	16	Jackson ('69)	47	Foxx ('30)	156
Seybold ('03)	45	Miller ('29)	16	Canseco ('91)	44	Simmons ('32)	151
B. Johnson ('33)	44	Strunk ('15)	16	Foxx ('34)	44	Baker ('12)	133
Fain ('52)	43	Cimoli ('62)	15	McGwire ('92)	42	Foxx ('34)	130
Miller ('31)	43	Witt ('16)	15	Canseco ('88)	42	Simmons ('25)	129
Simmons ('25)	43	Baker ('10)	15	Zernial ('53)	42	Simmons ('31)	128
H. Davis ('02)	43	Collins ('10)	15				

WALKS		STRIKEOUTS		TOTAL BASES		EXTRA BASE HITS	
Joost ('49)	149	Canseco ('86)	175	Foxx ('32)	438	Foxx ('32)	100
Fain ('49)	136	Jackson ('68)	171	Foxx ('33)	403	Foxx ('33)	94
Fain ('50)	133	Simmons ('71)	161	Simmons ('30)	392	Simmons ('30)	93
Bishop ('30)	128	Canseco ('90)	158	Simmons ('25)	392	Jackson ('69)	86
Bishop ('29)	128	Canseco ('87)	157	Simmons ('29)	373	Moses ('37)	86
Joost ('52)	122	Canseco ('91)	152	Simmons ('32)	367	Simmons ('29)	84
Hartsel ('05)	121	Monday ('68)	143	Foxx ('30)	358	Foxx ('30)	83
Valo ('49)	119	Jackson ('69)	142	Moses ('37)	357	Simmons ('26)	82
Joost ('48)	119	Jackson ('70)	135	Foxx ('34)	352	McGwire ('87)	81
Bando ('70)	118	Jackson ('75)	133	Canseco ('88)	347	Simmons ('25)	79

ATHLETICS SEASON BATTING LEADERS, cont.

STOLEN BASES		BATTING AVERAGE		SLUGGING PCT.	
		(Min. 400 at bats)		(Min. 400 at bats)	
RHenderson ('82)	130	Lajoie ('01)	.422	Foxx ('32)	.749
RHenderson ('83)	108	Simmons ('27)	.392	McGwire ('96)	.730
RHenderson ('80)	100	Simmons ('31)	.390	Simmons ('30)	.708
Collins ('10)	81	Simmons ('25)	.384	Foxx ('33)	.703
North ('76)	75	Simmons ('30)	.381	Foxx ('34)	.653
Collins ('09)	67	Collins ('11)	.365	Simmons ('27)	.645
RHenderson ('84)	66	Simmons ('29)	.365	Simmons ('29)	.642
RHenderson ('90)	65	Foxx ('32)	.364	Simmons ('31)	.641
Collins ('12)	63	Cochrane ('30)	.357	Foxx ('30)	.637
Campaneris ('69)	62	Cobb ('27)	.357	Foxx ('35)	.636
Campaneris ('68)	62				

ATHLETICS SEASON PITCHING LEADERS

GAMES	GAMES STARTED	COMPLETE GAMES	SHUTOUTS	
Wyatt ('64)	81	Waddell ('04)	39	Coombs ('10) 13
Fingers ('74)	76	Plank ('04)	37	Blue ('71) 8
Fingers ('75)	75	Hunter ('74)	36	Plank ('07) 8
Lacey ('78)	74	Plank ('05)	35	Waddell ('06) 8
Groom ('96)	72	eight players tied	35	Waddell ('04) 8
Mohler ('96)	72		34	Bush ('16) 8
Grant ('70)	72	Fraser ('01)	33	six players tied 7
Fingers ('76)	70	Waddell ('03)	33	
Eckersley ('92)	69	Plank ('07)	31	
Heaverlo ('78)	69	Plank ('03)	31	
		Plank ('02)	31	
		Myers ('16)	31	
		Henley ('04)	31	

WINS	LOSSES	SAVES (Since 1969)	ERA (Min. 100 IP)				
Grove ('31)	31	Perry ('20)	25	Eckersley ('92)	51	Coombs ('10)	1.30
Coombs ('10)	31	Bush ('16)	24	Eckersley ('90)	48	Krause ('09)	1.39
Grove ('30)	28	Myers ('16)	23	Eckersley ('88)	45	Waddell ('05)	1.48
Coombs ('11)	28	Rommel ('21)	23	Eckersley ('91)	43	Morgan ('10)	1.55
Welch ('90)	27	Naylor ('20)	23	Eckersley ('93)	36	Bender ('10)	1.58
Rommel ('22)	27	Wyckoff ('15)	22	Caudill ('84)	36	Waddell ('04)	1.62
Plank ('04)	26	Ditmar ('56)	22	Eckersley ('89)	33	Morgan ('09)	1.65
Plank ('12)	26	Kelley ('37)	21	Eckersley ('95)	29	Bender ('09)	1.66
Waddell ('05)	26	Harris ('43)	21	Howell ('85)	29	Plank ('09)	1.70
four players tied	25	nine tied with	20	Fingers ('75)	24	Bender ('08)	1.75
				Grant ('70)	24		

INNINGS PITCHED	WALKS	STRIKEOUTS	W-L PCT (Min. 15 dec.)			
Waddell ('04)	383	Myers ('16)	168	Waddell ('04)	349	W-L PCT
Plank ('04)	357	Wyckoff ('15)	165	Waddell ('03)	302	Grove ('31) 31-4 .886
Coombs ('10)	353	Marchildon ('47)	141	Blue ('71)	301	Bender ('14) 17-3 .850
Plank ('05)	346.2	Marchildon ('42)	140	Waddell ('05)	287	Grove ('30) 28-5 .848
Plank ('07)	343.2	Earnshaw ('30)	139	Waddell ('07)	232	Bender ('10) 23-5 .821
Coombs ('11)	336.2	Cain ('33)	137	Coombs ('10)	224	Welch ('90) 27-6 .818
Plank ('03)	336	Fraser ('01)	132	Plank ('05)	210	Plank ('12) 26-6 .813
Perry ('18)	332.1	Grove ('25)	131	Waddell ('02)	210	Hunter ('73) 21-5 .808
Fraser ('01)	331	Marchildon ('48)	131	Grove ('30)	209	Mahaffey ('31) 15-4 .789
Waddell ('05)	328.2	Bush ('16)	130	Stottlemire ('95)	205	Coombs ('10) 31-9 .775
				Stewart ('87)	205	Waddell ('02) 24-7 .774
						Shantz ('52) 24-7 .774

THE A's BEFORE OAKLAND

Season Records Set by Philadelphia A's Prior to 1955

PITCHING	NAME	RECORD	YEAR
Games Won	Jack Coombs	31	1910
	Lefty Grove	31	1931
Games Started	Rube Waddell	46	1904
Complete Games	Rube Waddell	39	1904
Innings Pitched	Rube Waddell	383	1904

Bases on Balls	Elmer Myers	168	1916
Strikeouts	Rube Waddell	349	1904
Shutouts	Jack Coombs	13	1910

BATTING	NAME	RECORD	YEAR
Average	Nap Lajoie	.422	1901
At Bats	Al Simmons	670	1932
Runs	Al Simmons	152	1930
Hits	Al Simmons	253	1925
Two Base Hits	Al Simmons	53	1926
Three Base Hits	Frank Baker	21	1912
Home Runs	Jimmie Foxx	58	1932
Runs Batted In	Jimmie Foxx	169	1932
Stolen Bases	Eddie Collins	81	1910
Strikeouts (Most)	Eddie Joost	110	1947
Strikeouts (Fewest)	Dick Siebert	17	1942
Bases on Balls	Eddie Joost	149	1949
Hitting Streak (Games)	Billy Lamar	29	1925

TEAM	RECORD	YEAR
Home Runs by Pinch Hitters	6	1952
Home Runs with Bases Filled	8	1932
Highest Batting Average	.307	1925
Lowest Batting Average	.223	1908
Most .300 hitters	11	1927
Most Errors	317	1901
Fewest Errors	113	1948
Consecutive Errorless Games	7	1951
Games Won	107	1931
Games Lost	117	1916
Shutouts Won	27	1909
Shutouts Lost	24	1943
Consecutive Games Won	17	1931
Consecutive Games Lost	20	1916, 1943
Runs, Game	24	5/18/12; 5/1/29
Runs, Game, Opponent	25 (Clev., N.Y.)	5/11/30; 5/24/36
Runs, Inning	13	6/15/25 (8th)
Hits, Game	29	5/1/29
Home Runs, Game	7	6/3/21
Consecutive Games, one or more HR's	12 (20 HR's)	1951

Season Records Set by Kansas City A's 1955-67

PITCHING	NAME	RECORD	YEAR
Games Won	Bud Daley	16	1959-60
Games Saved	Jack Aker	26	1966
Complete Games	Art Ditmar	14	1956
Strikeouts, Game	Diego Segui	12	1963
	Jim Nash	12	1967
	Jim Hunter	12	1967
Strikeouts, Season	Orlando Pena	184	1964
Games	John Wyatt	81	1964

BATTING	NAME	RECORD	YEAR
Highest Batting Average	Vic Power	.319	1955
Hitting Streak	Hector Lopez	22	1957
Home Runs	Bob Cerv	38	1958
Runs Batted In	Norm Siebern	117	1962
Hits	Jerry Lumpe	193	1962
Runs	Norm Siebern	114	1962
Doubles	Norm Siebern	36	1961
Triples	Gino Cimoli	15	1962
Stolen Bases	Bert Campaneris	55	1967
Most Strikeouts	Nelson Mathews	143	1964
Fewest Strikeouts	Vic Power	27	1955

THE A's BEFORE OAKLAND, cont.

TEAM	RECORD	YEAR
Home Runs by Pinch Hitters	7	1964
Home Runs with Bases Full	4	1958, 1959, 1960
Highest Batting Average	.263	1959 (154 games); 1962 (162 games)
Lowest Batting Average	.233	1967 (163 games)
Most .300 hitters	4	1955
Most Errors	175	1961 (162 games)
Fewest Errors	125	1957 (154 games); 1958 (156 games)
Consecutive Errorless Games	8	1960, 1964
Games Won	74	1966
Games Lost	105	1964
Shutouts Won	11	1963, 1966
Shutouts Lost	19	1967
Consecutive Games Won	11	1959
Consecutive Games Lost	13	1959
Runs, Game	20	4/25/61 (Minnesota)
Runs, Game, Opponent	25	4/23/55 (Chicago)
Runs, Inning	13	4/21/56 (Chicago, 2nd)
Hits, Game (9 innings)	21	three times
Hits, Extra Inning Game	26	7/27/56 (New York, 14 innings)
Home Runs, Game	5	three times
Consecutive Games, one or more HR's	11 (13 HR)	1964

THE ATHLETICS (1901-1967)

PHILADELPHIA	W	L	PCT.	POS.	MANAGER	ATTENDANCE
1901	74	62	.544	4	Connie Mack	206,329
1902	83	53	.610	1*	Connie Mack	442,473
1903	75	60	.556	2	Connie Mack	420,078
1904	81	70	.536	5	Connie Mack	512,294
1905	92	56	.622	1*	Connie Mack	554,576
1906	78	67	.538	4	Connie Mack	489,129
1907	88	57	.607	2	Connie Mack	625,581
1908	68	85	.444	6	Connie Mack	455,062
1909	95	58	.621	2	Connie Mack	674,915
1910	102	48	.680	1**	Connie Mack	588,095
1911	101	50	.669	1**	Connie Mack	605,749
1912	90	62	.592	3	Connie Mack	517,653
1913	96	57	.627	1**	Connie Mack	571,896
1914	99	53	.651	1*	Connie Mack	346,641
1915	43	109	.283	8	Connie Mack	146,223
1916	36	117	.235	8	Connie Mack	184,471
1917	55	98	.359	8	Connie Mack	221,432
1918	52	76	.406	8	Connie Mack	177,926
1919	36	104	.257	8	Connie Mack	225,209
1920	48	106	.312	8	Connie Mack	287,888
1921	53	100	.346	8	Connie Mack	344,430
1922	65	89	.422	7	Connie Mack	425,356
1923	69	83	.454	6	Connie Mack	534,122
1924	71	81	.467	5	Connie Mack	531,992
1925	88	64	.579	2	Connie Mack	869,703
1926	83	67	.553	3	Connie Mack	714,308
1927	91	63	.591	2	Connie Mack	605,529
1928	98	55	.641	2	Connie Mack	689,756
1929	104	46	.693	1**	Connie Mack	839,176
1930	102	52	.662	1**	Connie Mack	721,663
1931	107	45	.704	1*	Connie Mack	627,464
1932	94	60	.610	2	Connie Mack	405,500
1933	79	72	.523	3	Connie Mack	297,138
1934	68	82	.453	5	Connie Mack	305,847
1935	58	91	.389	8	Connie Mack	233,173
1936	53	100	.346	8	Connie Mack	285,173
1937	54	97	.358	7	Connie Mack	430,733
1938	53	99	.349	8	Connie Mack	385,357
1939	55	97	.362	7	Connie Mack	395,022
1940	54	100	.351	8	Connie Mack	432,145
1941	64	90	.416	8	Connie Mack	528,894
1942	55	99	.357	8	Connie Mack	423,387
1943	49	105	.318	8	Connie Mack	376,735
1944	72	82	.468	5	Connie Mack	505,322

PHILADELPHIA	W	L	PCT.	POS.	MANAGER	ATTENDANCE
1945	52	98	.347	8	Connie Mack	462,631
1946	49	105	.318	8	Connie Mack	621,793
1947	78	76	.506	5	Connie Mack	911,566
1948	84	70	.545	4	Connie Mack	945,076
1949	81	73	.526	5	Connie Mack	816,514
1950	52	102	.338	8	Connie Mack	809,805
1951	70	84	.455	6	Jimmie Dykes	465,469
1952	79	75	.513	4	Jimmie Dykes	627,100
1953	59	95	.383	7	Jimmie Dykes	362,113
1954	51	103	.331	8	Ed Joost	304,666
KANSAS CITY	W	L	PCT.	POS.	MANAGER	ATTENDANCE
1955	63	91	.409	6	Lou Boudreau	1,393,054
1956	52	102	.338	8	Lou Boudreau	1,015,154
1957	59	94	.386	7	Lou Boudreau/Harry Craft	901,067
1958	73	81	.474	7	Harry Craft	925,090
1959	66	88	.429	7	Harry Craft	963,683
1960	58	96	.377	8	Bob Elliot	774,994
1961	61	100	.379	9	Joe Gordon/Hank Bauer	683,817
1962	72	90	.444	9	Hank Bauer	635,675
1963	73	89	.451	8	Ed Lopat	762,364
1964	57	105	.352	10	Ed Lopat/Mel McGaha	642,478
1965	59	103	.364	10	Mel McGaha/Haywood Sullivan	528,344
1966	74	86	.481	7	Alvin Dark	773,829
1967	62	99	.385	10	Alvin Dark/Luke Appling	726,639

* indicates American League Champions

** indicates World Champions

CHAMPIONSHIPS

	W	L	PCT.	World	American League	Western Division
Philadelphia A's (1901-54)	3886	4248	.478	5	9	—
Kansas City A's (1955-67)	829	1224	.404	0	0	—
Oakland A's (1968-96)	2358	2211	.516	4	6	10
TOTALS (1901-96)	7073	7683	.479	9	15	10

ATHLETICS TEAM STATISTICS (1901-67)

BATTING

YEAR	AVG.	AB	R	H	2B	3B	HR	RBI	BB	SO	SB	CS
1901	.289	4882	805	1409	239	87	35	665	301	344	173	
1902	.287	4762	775	1369	235	67	38	673	343	293	201	
1903	.264	4673	597	1236	227	68	32	502	268	513	157	
1904	.249	5088	557	1266	197	77	31	486	313	605	137	
1905	.255	5146	623	1310	256	51	24	511	376		190	
1906	.247	4883	561	1206	213	49	32	489	385		165	
1907	.254	5008	582	1274	223	43	22	485	384		137	
1908	.223	5065	486	1131	183	50	21	392	368		116	
1909	.256	4905	605	1257	186	88	21	498	403		205	
1910	.266	5156	673	1373	191	105	19	541	409		207	
1911	.296	5199	861	1540	237	93	35	692	424		226	
1912	.282	5111	779	1442	204	108	22	620	485		258	
1913	.280	5044	794	1412	223	80	33	660	534	547	221	
1914	.272	5126	749	1392	165	80	29	627	545	517	231	188
1915	.237	5081	545	1204	183	72	16	440	436	634	127	89
1916	.242	5010	447	1212	169	65	19	380	406	631	151	
1917	.254	5109	529	1296	177	62	17	457	435	519	112	
1918	.243	4278	412	1039	124	44	22	356	343	485	83	
1919	.244	4730	457	1156	175	71	35	396	349	565	103	
1920	.252	5256	558	1324	220	49	44	470	353	593	50	67
1921	.274	5465	657	1497	256	64	82	601	424	565	68	55
1922	.270	5211	705	1409	229	63	111	631	437	591	60	63
1923	.271	5196	661	1407	229	64	53	577	445	517	72	62
1924	.281	5184	685	1459	251	59	63	608	374	482	79	66
1925	.307	5399	831	1659	298	79	76	767	453	432	67	59
1926	.269	5046	677	1359	259	65	61	619	523	452	56	46
1927	.303	5296	841	1606	281	70	56	767	551	326	98	63
1928	.295	5226	829	1540	323	75	89	759	533	442	59	48
1929	.296	5204	901	1539	288	76	122	845	543	440	61	38
1930	.294	5345	951	1573	319	74	125	895	599	531	48	33
1931	.287	5377	858	1544	311	64	118	798	528	543	25	23

ATHLETICS TEAM STATISTICS (1901-67), cont.

YEAR	AVG.	AB	R	H	2B	3B	HR	RBI	BB	SO	SB	CS
1932	.290	5537	981	1606	303	52	172	923	647	630	38	23
1933	.285	5330	875	1519	298	56	139	829	625	618	34	34
1934	.280	5317	764	1491	236	50	144	708	491	584	57	35
1935	.279	5269	710	1470	243	44	112	671	475	602	43	35
1936	.269	5373	714	1443	240	60	72	663	524	590	59	43
1937	.267	5228	699	1398	278	60	94	649	583	557	95	48
1938	.270	5229	726	1410	243	62	98	686	605	590	65	53
1939	.271	5309	711	1438	282	55	98	666	503	532	60	34
1940	.262	5304	703	1391	242	53	105	648	556	656	48	33
1941	.268	5336	713	1431	240	69	85	660	574	588	27	36
1942	.249	5285	549	1315	213	46	33	517	440	490	44	45
1943	.232	5244	497	1219	174	44	26	462	430	465	55	42
1944	.257	5312	525	1364	169	47	36	475	422	490	42	32
1945	.245	5296	494	1297	201	37	33	440	449	463	25	45
1946	.253	5200	529	1317	220	51	40	481	482	594	39	30
1947	.252	5198	633	1311	218	52	61	581	605	563	37	33
1948	.260	5181	729	1345	231	47	68	685	726	523	40	32
1949	.260	5123	726	1331	214	49	82	680	783	493	36	25
1950	.261	5212	670	1361	204	53	100	627	685	493	42	25
1951	.262	5277	736	1381	262	43	102	685	677	565	47	36
1952	.253	5163	664	1305	212	35	89	634	683	561	52	43
1953	.256	5455	632	1398	205	38	116	588	498	602	41	24
1954	.236	5206	542	1228	191	41	94	503	504	677	30	29
1955	.261	5335	638	1395	189	46	121	593	463	725	22	36
1956	.252	5256	619	1325	204	41	112	581	480	727	40	30
1957	.244	5170	563	1262	195	40	166	535	364	760	35	27
1958	.247	5261	642	1297	196	50	138	605	452	747	22	36
1959	.263	5264	681	1383	231	43	117	638	481	780	34	24
1960	.249	5226	615	1303	212	34	110	566	513	744	16	11
1961	.247	5423	683	1342	216	47	90	632	580	772	58	22
1962	.263	5576	745	1467	220	58	116	691	556	803	76	21
1963	.247	5495	615	1356	225	38	95	582	529	829	47	26
1964	.239	5524	621	1321	216	29	166	594	548	1104	34	20
1965	.240	5393	585	1294	186	59	110	546	521	1020	110	51
1966	.236	5328	564	1259	212	56	70	509	421	982	132	50
1967	.233	5349	533	1244	212	50	69	481	452	1019	132	59

PITCHING

FIELDING

YEAR	ERA	CG	SHO	IP	H	HR	BB	SO	YEAR	AVG.	G	E	DP
1901	4.00	124	6	1200.2	1346	20	374	350	1901	.942	137	337	93
1902	3.29	114	5	1216.1	1292	33	368	455	1902	.953	137	270	75
1903	2.98	112	10	1207	1124	20	315	728	1903	.960	137	217	66
1904	2.35	136	26	1361.1	1149	13	366	887	1904	.959	155	250	67
1905	2.19	117	19	1383.1	1137	21	409	895	1905	.957	152	265	64
1906	2.60	107	19	1322	1135	9	425	749	1906	.957	149	267	86
1907	2.35	106	27	1354.2	1106	13	378	789	1907	.958	150	263	67
1908	2.56	102	23	1400.1	1194	10	410	741	1908	.957	157	272	68
1909	1.93	110	27	1378	1069	9	386	728	1909	.961	153	245	92
1910	1.79	123	24	1421.2	1103	8	450	789	1910	.965	155	230	117
1911	3.01	97	13	1375.2	1343	17	487	739	1911	.964	152	225	100
1912	3.32	95	11	1357	1273	12	518	601	1912	.959	153	263	115
1913	3.19	69	17	1351.1	1200	24	532	630	1913	.966	153	212	108
1914	2.78	89	24	1404	1264	18	521	720	1914	.966	158	213	116
1915	4.29	78	6	1348.1	1358	22	827	588	1915	.947	154	338	118
1916	3.92	94	11	1343.2	1311	26	715	575	1916	.951	154	314	126
1917	3.27	80	8	1365.2	1310	23	562	516	1917	.961	154	251	106
1918	3.23	80	13	1155	1106	13	486	277	1918	.959	130	228	136
1919	4.26	72	1	1239.1	1371	44	503	417	1919	.956	140	257	96
1920	3.92	79	6	1380.1	1612	56	461	423	1920	.959	156	266	125
1921	4.61	75	2	1400.1	1645	85	548	431	1921	.958	155	274	144
1922	4.59	73	4	1362.1	1573	107	469	373	1922	.966	155	215	118
1923	4.08	65	7	1364.2	1465	68	550	400	1923	.965	153	221	127
1924	4.39	68	8	1345.1	1527	43	597	371	1924	.971	152	180	157
1925	3.87	61	8	1381.2	1468	60	544	495	1925	.966	153	211	148
1926	3.00	62	10	1346	1362	38	451	571	1926	.972	150	171	131
1927	3.97	66	8	1384	1467	65	442	553	1927	.970	155	190	124
1928	3.36	81	15	1367.2	1349	66	424	607	1928	.970	153	181	124
1929	3.44	70	9	1357	1371	73	487	573	1929	.975	151	146	117
1930	4.28	72	8	1371	1457	84	488	672	1930	.975	154	145	121

PITCHING, cont.

FIELDING, cont.

YEAR	ERA	CG	SHO	IP	H	HR	BB	SO	YEAR	AVG.	G	E	DP
1931	3.47	97	12	1365.1	1342	73	457	574	1931	.976	153	141	151
1932	4.45	95	10	1386	1477	112	511	595	1932	.979	154	124	142
1933	4.81	69	6	1343.2	1523	77	644	423	1933	.966	152	203	121
1934	5.01	68	8	1337	1429	84	693	480	1934	.967	153	196	166
1935	5.12	58	7	1326.1	1486	73	704	469	1935	.968	149	190	150
1936	6.08	68	3	1352.1	1645	131	696	405	1936	.965	154	209	152
1937	4.85	65	6	1335	1490	105	613	469	1937	.967	154	198	150
1938	5.48	56	4	1324	1573	142	599	473	1938	.965	154	206	119
1939	5.79	50	6	1342.2	1687	148	579	397	1939	.964	153	210	131
1940	5.22	72	4	1345	1543	135	534	488	1940	.960	154	238	131
1941	4.83	64	3	1365.1	1516	136	557	386	1941	.967	154	200	150
1942	4.45	67	5	1374.2	1404	89	639	546	1942	.969	154	188	124
1943	4.05	73	5	1394	1421	73	536	503	1943	.973	155	162	148
1944	3.26	72	10	1397.1	1345	58	390	534	1944	.971	155	176	127
1945	3.62	65	11	1381	1380	55	571	531	1945	.973	153	168	160
1946	3.90	61	10	1342.2	1371	83	577	562	1946	.971	155	167	141
1947	3.51	70	12	1391.1	1291	85	597	493	1947	.976	156	143	161
1948	4.43	74	7	1368.2	1456	86	638	486	1948	.981	154	113	180
1949	4.23	85	9	1365	1359	105	758	490	1949	.976	154	140	217
1950	5.49	50	3	1346.1	1528	138	729	466	1950	.974	154	155	208
1951	4.47	52	7	1358	1421	109	569	437	1951	.978	154	136	204
1952	4.15	73	11	1384.1	1402	113	526	562	1952	.977	155	140	148
1953	4.67	51	7	1409.2	1475	121	594	566	1953	.977	157	137	161
1954	5.18	49	3	1371.1	1523	141	685	555	1954	.972	156	169	163
1955	5.35	29	9	1382	1486	175	707	572	1955	.976	155	146	174
1956	4.86	30	3	1370.1	1424	187	679	636	1956	.973	154	166	187
1957	4.19	26	6	1369.2	1344	153	565	626	1957	.979	154	125	162
1958	4.15	42	9	1398.1	1405	150	467	721	1958	.979	156	125	166
1959	4.35	44	8	1360.2	1452	148	492	703	1959	.973	154	160	156
1960	4.38	44	4	1374	1428	160	525	664	1960	.979	155	127	149
1961	4.74	32	5	1415	1519	141	629	703	1961	.972	162	175	160
1962	4.79	32	4	1434	1450	199	655	825	1962	.979	162	132	131
1963	3.92	35	11	1458	1417	156	540	887	1963	.980	162	127	131
1964	4.71	18	6	1455.2	1516	220	614	966	1964	.975	163	158	152
1965	4.24	18	7	1433	1399	161	574	882	1965	.977	162	139	142
1966	3.56	19	11	1435	1281	106	630	854	1966	.977	160	139	154
1967	3.68	26	10	1428	1265	125	558	990	1967	.978	161	132	120

Phi./K.C. Athletics

ATHLETICS YEARLY BATTING LEADERS

BATTING AVERAGE		YEAR	AVG.	YEAR	AVG.		
		1927	Simmons	.392	1956	Power	.309
		1928	Simmons	.351	1957	Power	.259
		1929	Simmons	.365	1958	Cerv	.305
		1930	Simmons	.381*	1959	Tuttle	.300
		1931	Simmons	.390*	1960	Williams	.288
		1932	Foxx	.364	1961	Siebern	.296
		1933	Foxx	.356*	1962	Siebern	.308
		1934	Foxx	.334	1963	Causey	.280
		1935	Foxx	.346	1964	Causey	.281
		1936	Moses	.345	1965	Campaneris	.270
		1937	Moses	.320	1966	Cater	.292
		1938	Johnson	.313	1967	Cater	.270
		1939	Johnson	.338			
		1940	Moses	.309			
		1941	Siebert	.334			
		1942	Johnson	.291			
		1943	Hall	.256			
		1944	Siebert	.306			
		1945	Estalella	.299			
		1946	Rosar	.283			
		1947	McCosky	.328			
		1948	McCosky	.326			
		1949	Valo	.283			
		1950	Lehner	.309			
		1951	Fain	.344*			
		1952	Fain	.327*			
		1953	Philly	.303			
		1954	Finigan	.302			
		1955	Power	.319			

GAMES		YEAR	G	
		1901	Fultz	132
		1902	four players tied	137
		1903	four players tied	137
		1904	Cross	155
		1905	Murphy	150
		1906	Davis	145
		1907	Davis	149
		1908	Nicholls	150
		1909	Collins	153
		1910	Collins	153
		1911	Baker	148
		1912	Collins	153
			McInnis	153

HITS		DOUBLES		YEAR		2B
YEAR	H	YEAR	H	YEAR	H	2B
1901	Lajoie 229*	1901	Lajoie 48*	1963	Causey 32	32
1902	Cross 189	1902	Davis 43*	1964	Causey 31	31
1903	Cross 162	1903	Seybold 43*		Colavito 31	31
1904	Cross 177	1904	Murphy 29	1965	Campaneris 23	23
1905	Davis 171		Cross 29	1966	Campaneris 29	29
1906	Davis 161	1905	Davis 47*	1967	Campaneris 29	29
1907	Davis 155	1906	Davis 40	TRIPLES		
1908	Murphy 139	1907	Davis 37*	YEAR		3B
1909	Collins 198	1908	Murphy 28	1901	Lajoie 13	13
1910	Collins 188	1909	Collins 30	1902	Hartsel 12	12
1911	Baker 198	1910	Murphy 28	1903	Hartsel 14	14
1912	Baker 200	1911	Baker 38	1904	Murphy 18	18
1913	Baker 190	1912	Baker 40	1905	Hoffman 10	10
1914	Baker 182	1913	Baker 34	1906	Hartsel 9	9
1915	Strunk 144	1914	Baker 23	1907	Davis 8	8
1916	Strunk 172		Collins 23		Oldring 8	8
1917	McInnis 172	1915	Strunk 28	1908	Davis 9	9
1918	Burns 178*	1916	Strunk 30	1909	Baker 19*	19*
1919	Burns 139	1917	Bodie 28	1910	Murphy 18	18
1920	Walker 157	1918	Burns 22	1911	Oldring 14	14
1921	Witt 198		Gardner 22	1912	Baker 21	21
1922	Galloway 185	1919	Walker 30	1913	Collins 13	13
1923	Hauser 165	1920	Dugan 40	1914	Collins 14	14
1924	Simmons 183	1921	Dykes 32	1915	Strunk 16	16
1925	Simmons 253*		Walker 32	1916	Witt 15	15
1926	Simmons 199	1922	Walker 31	1917	Bodie 11	11
1927	Cobb 175	1923	Perkins 34	1918	Burns 9	9
1928	Miller 168	1924	Hauser 31	1919	Thomas 10	10
1929	Simmons 212		Simmons 31	1920	Walker 7	7
1930	Simmons 211	1925	Simmons 43	1921	Dykes 13	13
1931	Simmons 200	1926	Simmons 53	1922	Miller 12	12
1932	Simmons 216*	1927	Simmons 36	1923	Hauser 10	10
1933	Foxx 204	1928	Miller 34	1924	Simmons 9	9
1934	Cramer 202	1929	Simmons 41	1925	Simmons 12	12
1935	Cramer 214		Haas 41	1926	Simmons 10	10
1936	Moses 202	1930	Cochrane 42	1927	Simmons 11	11
1937	Moses 208	1931	Miller 43	1928	Cochrane 12	12
1938	Moses 181	1932	McNair 47*	1929	Miller 16	16
1939	Johnson 184	1933	Johnson 44	1930	Simmons 16	16
1940	Siebert 170	1934	Higgins 37	1931	Simmons 13	13
1941	Chapman 178	1935	Cramer 37	1932	Simmons 9	9
1942	Siebert 159	1936	Moses 35		Foxx 9	9
1943	Siebert 140	1937	Moses 48	1933	Higgins 11	11
1944	Estalella 151	1938	Moses 29	1934	Cramer 9	9
1945	Hall 161	1939	Johnson 30	1935	Foxx 7	7
1946	Chapman 142	1940	Moses 41		Warstler 7	7
1947	McCosky 179	1941	Moses 31	1936	Johnson 14	14
1948	Majeski 183	1942	Johnson 35	1937	Moses 13	13
1949	Chapman 164	1943	Siebert 26	1938	Finney 12	12
1950	Fain 147	1944	Siebert 27	1939	Johnson 9	9
1951	Joost 160	1945	Kell 30	1940	Moses 9	9
1952	Fain 176	1946	McQuinn 23	1941	Chapman 9	9
1953	Phillely 188	1947	Fain 28		Brancato 9	9
1954	Finigan 147		Suder 28		Suder 9	9
1955	Power 190	1948	Majeski 41	1942	Valo 10	10
1956	Power 164	1949	Valo 27	1943	Siebert 7	7
1957	Power 121	1950	Fain 25	1944	Estalella 9	9
1958	Cerv 157	1951	Fain 30	1945	Peck 9	9
1959	Tuttle 139		Zernial 30	1946	Valo 6	6
1960	Lumpe 156	1952	Fain 43*		McQuinn 6	6
1961	Howser 171	1953	Phillely 30	1947	McCosky 7	7
1962	Lumpe 193	1954	Finigan 25	1948	Fain 6	6
1963	Lumpe 161	1955	Power 34		Chapman 6	6
	Charles 161	1956	Lopez 27		Coleman 6	6
1964	Causey 170	1957	Smith 26	1949	Valo 12	12
1965	Campaneris 156	1958	Lopez 28	1950	Dillinger 9	9
1966	Campaneris 153	1959	Williams 33	1951	Valo 8	8
1967	Campaneris 149	1960	Williams 31	1952	Michaels 5	5
			Siebern 31	1953	Phillely 9	9
		1961	Siebern 36	1954	Finigan 6	6
		1962	Lumpe 34		Valo 6	6

Phi./K.C. Athletics

ATHLETICS YEARLY BATTING LEADERS, cont.

YEAR	3B	YEAR	HR	YEAR	RBI			
1955	Power	10	1949	Chapman	24	1948	Majeski	120
1956	Simpson	11*	1950	Chapman	23	1949	Chapman	108
1957	Simpson	6	1951	Zernial	33*	1950	Chapman	95
	DeMaestri	6	1952	Zernial	29	1951	Zernial	125*
1958	Tuttle	9	1953	Zernial	42	1952	Zernial	100
1959	Maris	7	1954	Wilson	15	1953	Zernial	108
1960	Siebern	6	1955	Zernial	30	1954	Zernial	62
1961	Lumpe	9	1956	Simpson	21	1955	Zernial	84
1962	Cimoli	15*	1957	Zernial	27	1956	Simpson	105
1963	Cimoli	11	1958	Cerv	38	1957	Zernial	69
1964	Green	5	1959	Cerv	20	1958	Cerv	104
	Mathews	5	1960	Siebern	19	1959	Cerv	87
1965	Campaneris	12*	1961	Siebern	18	1960	Siebern	69
1966	Campaneris	10	1962	Siebern	25	1961	Siebern	98
1967	Campaneris	6	1963	Siebern	16	1962	Siebern	117
	Monday	6	1964	Colavito	34	1963	Siebern	83
			1965	Harrelson	23	1964	Colavito	102
			1966	Repoz	11	1965	Harrelson	66
			1967	Monday	14	1966	Green	62
						1967	Monday	58

HOME RUNS

YEAR	HR	YEAR	RBI	YEAR	TB	
1901	Lajoie	14*	125*	1901	Lajoie	345*
1902	Seybold	16*	108	1902	Seybold	264
1903	Seybold	8	90	1903	Seybold	241
1904	Davis	12*	77	1904	Murphy	245
1905	Davis	8*	83*	1905	Davis	254
1906	Davis	12*	96*	1906	Davis	253
1907	Davis	8*	87	1906	Davis	253
1908	Davis	5	66	1907	Davis	231
1909	Murphy	5	85	1908	Murphy	191
1910	Murphy	4	81	1909	Collins	257
	Oldring	4	115	1910	Murphy	244
1911	Baker	11	130*	1911	Baker	299
1912	Baker	10*	117*	1912	Baker	312
1913	Baker	12*	95	1913	Baker	278
1914	Baker	9*	61	1914	Baker	252
1915	Oldring	6	60	1915	Strunk	207
1916	Schang	7	74	1916	Strunk	229
1917	Bodie	7	70	1917	Bodie	233
1918	Walker	11*	64	1918	Burns	236*
1919	Walker	10	82	1919	Burns	210
1920	Walker	17	101	1920	Walker	245
1921	Walker	23	99	1921	Walker	280
1922	Walker	37	94	1922	Walker	310
1923	Hauser	16	115	1923	Hauser	254
1924	Hauser	27	129	1924	Hauser	290
1925	Simmons	24	109	1925	Simmons	392*
1926	Simmons	19	108	1926	Simmons	329
1927	Simmons	15	107	1927	Simmons	262
1928	Hauser	16	157*	1928	Simmons	259
1929	Simmons	34	165	1929	Simmons	373*
1930	Foxx	37	128	1930	Simmons	392
1931	Foxx	30	169*	1931	Simmons	329
1932	Foxx	58*	163*	1932	Foxx	438*
1933	Foxx	48*	130	1933	Foxx	403*
1934	Foxx	44	115	1934	Foxx	352
1935	Foxx	36*	121	1935	Foxx	340
1936	Johnson	25	108	1936	Johnson	297
1937	Moses	25	113	1937	Moses	357
	Johnson	25	114	1938	Johnson	311
1938	Johnson	30	103	1939	Johnson	301
1939	Johnson	23	107	1940	Johnson	263
1940	Johnson	31	80	1941	Chapman	300
1941	Chapman	25	63	1942	Johnson	248
1942	Johnson	13	78	1943	Siebert	183
1943	Estalella	11	56	1944	Hayes	213
1944	Hayes	13	67	1945	Siebert	205
1945	Estalella	8	83	1946	Chapman	234
1946	Chapman	20				
1947	Chapman	14				
1948	Jocst	16				

RUNS BATTED IN

TOTAL BASES

YEAR		TB	YEAR	PCT.	YEAR	BB		
1947	McCosky	218	1949	Chapman	.455	1949	Joost	149
1948	Majeski	268	1950	Chapman	.434	1950	Fain	132
1949	Chapman	268	1951	Zernial	.525	1951	Joost	106
1950	Chapman	240	1952	Zernial	.452	1952	Joost	122
1951	Zernial	290	1953	Zernial	.559	1953	Robinson	63
1952	Zernial	248	1954	Finigan	.421	1954	Finigan	64
1953	Zernial	311	1955	Zernial	.508	1955	Finigan	61
1954	Finigan	205	1956	Simpson	.490	1956	Lopez	63
1955	Power	301	1957	Zernial	.471	1957	Lopez	41
1956	Simpson	266	1958	Cerv	.592	1958	Tuttle	74
1957	Zernial	206	1959	Cerv	.479	1959	Maris	58
1958	Cerv	305	1960	Siebern	.471	1960	Siebern	72
1959	Cerv	222	1961	Siebern	.475	1961	Howser	92
1960	Siebern	245	1962	Siebern	.490	1962	Siebern	110
1961	Siebern	266	1963	Siebern	.410	1963	Siebern	79
1962	Siebern	297	1964	Colavito	.507	1964	Causey	88
1963	Charles	238	1965	Harrelson	.429	1965	Harrelson	66
1964	Colavito	298	1966	Cater	.393	1966	Hersberger	47
1965	Campaneris	221	1967	Monday	.419	1967	Gosger	53
1966	Campaneris	217						
1967	Campaneris	199						

WALKS

STRIKEOUTS

SLUGGING PCT.

YEAR	PCT.	YEAR	BB	YEAR	SO			
1901	Lajoie	.635*	1901	Seybold	40	1913	Murphy	44
1902	Seybold	.503	1902	Hartsel	87*		Schang	44
1903	Seybold	.462	1903	Pickering	53	1914	Murphy	46
1904	Davis	.511	1904	Hartsel	75	1915	Walsh	64
1905	Davis	.422	1905	Hartsel	121*	1916	Witt	71
1906	Davis	.459	1906	Hartsel	88*	1917	Grover	53
1907	Davis	.399	1907	Hartsel	106*	1918	Dugan	55
1908	Murphy	.364	1908	Hartsel	93*		Kopp	55
1909	Collins	.449	1909	Collins	62	1919	Thomas	52
1910	Murphy	.436	1910	Hartsel	58	1920	Dykes	73
1911	Baker	.502	1911	Collins	62	1921	Dykes	75
1912	Baker	.541	1912	Collins	101	1922	Dykes	98*
1913	Baker	.492	1913	Collins	85	1923	Hauser	52
1914	Collins	.452	1914	Collins	97	1924	Simmons	60
1915	Strunk	.427	1915	Schang	66	1925	Dykes	49
1916	Strunk	.421	1916	Strunk	66	1926	Simmons	49
1917	Bodie	.418	1917	Strunk	68	1927	Hale	32
1918	Burns	.467	1918	Jamieson	54	1928	Hauser	45
1919	Walker	.450	1919	Witt	46	1929	Foxx	70*
1920	Dugan	.442	1920	Dykes	52	1930	Foxx	66*
1921	Walker	.504	1921	Witt	77	1931	Foxx	84*
1922	Miller	.553	1922	Walker	61	1932	Foxx	96
1923	Hauser	.473	1923	Hauser	94	1933	Foxx	93*
1924	Hauser	.516	1924	Hauser	56	1934	Foxx	75
1925	Simmons	.596	1925	Bishop	87	1935	Foxx	99*
1926	Simmons	.566	1926	Bishop	116	1936	Johnson	71
1927	Simmons	.645	1927	Bishop	105	1937	Peters	59
1928	Simmons	.558	1928	Bishop	97	1938	Chapman	94
1929	Simmons	.642	1929	Bishop	128*	1939	Nagel	86
1930	Simmons	.708	1930	Bishop	128	1940	Chapman	96*
1931	Simmons	.641	1931	Bishop	112	1941	Johnson	75
1932	Foxx	749*	1932	Foxx	116	1942	Johnson	61
1933	Foxx	.703*	1933	Bishop	106	1943	White	51
1934	Foxx	.653	1933	Cochrane	106	1944	Estalella	60
1935	Foxx	.636*	1934	Foxx	111*	1945	Estalella	46
1936	Johnson	.525	1935	Foxx	114	1946	Chapman	66
1937	Johnson	.556	1936	Johnson	88	1947	Joost	110*
1938	Johnson	.552	1937	Johnson	98	1948	Joost	87
1939	Johnson	.553	1938	Werber	93	1949	Joost	80
1940	Johnson	.514	1939	Johnson	99	1950	Chapman	79
1941	Chapman	.543	1940	Johnson	83	1951	Zernial	99*
1942	Johnson	.451	1941	Johnson	95	1952	Joost	94
1943	Siebert	.328	1941	McCoy	95	1953	Zernial	79
1944	Siebert	.423	1942	Johnson	82	1954	Finigan	66
1945	Estalella	.435	1943	White	61	1955	Zernial	90
1946	Chapman	.429	1944	Siebert	62	1956	Simpson	82
1947	Fain	.423	1945	Estalella	74	1957	Zernial	84
1948	Majeski	.454	1946	McQuinn	64	1958	DeMaestri	84
			1947	Joost	114	1959	Cerv	87
			1948	Joost	119			

ATHLETICS YEARLY BATTING LEADERS, cont.

YEAR	SO	YEAR	SB	YEAR	SB
1960 Williams	68	1917 McInnis	18	1943 Welaj	12
Siebern	68	1918 Kopp	22	White	12
1961 Siebern	91	1919 Kopp	16	1944 Garrison	10
1962 Cimoli	89	1920 Walker	9	1945 Peck	5
1963 Siebern	82	1921 Witt	16	1946 Valo	9
1964 Mathews	143*	1922 Miller	10	1947 Valo	11
1965 Harrelson	112	Galloway	10	1948 Fain	10
1966 Green	101	1923 Mathews	16	Valo	10
1967 Monday	107	1924 Simmons	16	1949 Valo	14
		1925 Galloway	16	1950 Valo	12
		1926 Simmons	10	1951 Valo	11
		1927 Cobb	22	1952 Valo	12
		1928 Miller	10	1953 Philley	13
		1929 Miller	24	1954 Jacobs	17
		1930 Miller	13	1955 Valo	5
		1931 Miller	5	1956 Pilarcik	9
		1932 McNair	8	1957 Martin	7
		Dykes	8	1958 Tuttle	7
		1933 Johnson	8	1959 Tuttle	10
		Cochrane	8	1960 Snyder	7
		1934 Johnson	12	1961 Howser	37
		1935 Warstler	8	1962 Charles	20
		1936 Newsome	13	1963 Tartabull	16
		1937 Werber	35*	1964 Charles	12
		1938 Werber	19	1965 Campaneris	51*
		1939 Johnson	15	1966 Campaneris	52*
		1940 Hayes	9	1967 Campaneris	55*
		1941 Chapman	6		
		Johnson	6	*Tied or led league	
		1942 Valo	13		

STOLEN BASES

YEAR	SB
1901 Fultz	36
1902 Hartsel	47*
1903 Pickering	40
1904 Murphy	22
1905 Hoffman	46*
1906 Hartsel	31
1907 Oldring	29
1908 Davis	20
1909 Collins	67
1910 Collins	81*
1911 Collins	38
Baker	38
1912 Collins	63
1913 Collins	54
1914 Collins	58
1915 Walsh	22
1916 Walsh	27

ATHLETICS YEARLY PITCHING LEADERS

YEAR	WINS	YEAR	W	YEAR	W
		1932 Grove	25	1964 Pena	12
		1933 Grove	24*	1965 Sheldon	10
1901 Fraser	20	1934 Marcum	14	Talbot	10
1902 Waddell	24	1935 Marcum	17	1966 Krausse	14
1903 Plank	23	1936 Kelley	15	1967 Hunter	13
1904 Plank	26	1937 Kelley	13		
1905 Waddell	26*	1938 Caster	16		
1906 Plank	19	1939 Nelson	10		
1907 Plank	24	1940 Babich	14		
1908 Vickers	18	1941 Knott	13		
1909 Plank	19	1942 Marchildon	17		
1910 Coombs	31*	1943 Flores	12		
1911 Coombs	28*	1944 Christopher	14		
1912 Plank	26	1945 Christopher	13		
1913 Bender	21	1946 Marchildon	13		
1914 Bender	17	1947 Marchildon	19		
Bush	17	1948 Fowler	15		
1915 Wyckoff	10	1949 Kellner	20		
1916 Bush	15	1950 Hooper	15		
1917 Bush	11	1951 Shantz	18		
1918 Perry	21	1952 Shantz	24*		
1919 Johnson	9	1953 Kellner	11		
Kinney	9	Byrd	11		
1920 Perry	11	1954 Portocarrero	9		
1921 Rommel	16	1955 Ditmar	12		
1922 Rommel	27*	1956 Ditmar	12		
1923 Rommel	18	1957 Trucks	9		
1924 Rommel	18	Morgan	9		
1925 Rommel	21*	1958 Garver	12		
1926 Grove	13	1959 Daley	16		
1927 Grove	20	1960 Daley	16		
1928 Grove	24*	1961 Bass	11		
1929 Earnshaw	24*	1962 Rakow	14		
1930 Grove	28*	1963 Wickersham	12		
1931 Grove	31*	Pena	12		

LOSSES

YEAR	L
1901 Fraser	15
1902 Plank	15
1903 Plank	16
1904 Plank	17
Waddell	17
1905 Plank	17
1906 Waddell	16
1907 Plank	16
1908 Vickers	19
1909 Morgan	11
Coombs	11
1910 Morgan	12
1911 Coombs	12
1912 Brown	11
1913 Brown	11
1914 Bush	12
1915 Wyckoff	22*
1916 Bush	24*
1917 Bush	17
1918 Perry	19*
1919 Naylor	18
1920 Perry	25*
1921 Rommel	23*

ATHLETICS YEARLY PITCHING LEADERS, cont.

YEAR	GS	YEAR	CG	YEAR	SHO			
1914	Shawkey	31	1909	Plank	24	1903	Waddell	4
1915	Wyckoff	34		Bender	24	1904	Waddell	8
1916	Myers	35	1910	Coombs	35	1905	Waddell	7
1917	Bush	31	1911	Coombs	26	1906	Waddell	8
1918	Perry	36*	1912	Plank	24	1907	Plank	8*
1919	Johnson	25	1913	Plank	18	1908	Vickers	6
1920	Naylor	36	1914	Shawkey	18	1909	Krause	7
1921	Rommel	32	1915	Wyckoff	20	1910	Coombs	13*
1922	Rommel	33	1916	Myers	31	1911	Plank	6*
1923	Hasty	36	1917	Bush	17	1912	Plank	3
1924	Rommel	34	1918	Perry	30*		Brown	3
1925	Harriss	33*	1919	Naylor	17	1913	Plank	7
1926	Grove	33	1920	Perry	20	1914	Bender	7
1927	Walberg	34		Naylor	20	1915	six players tied with	1
1928	Grove	31	1921	Rommel	20	1916	Bush	8
1929	Grove	37*	1922	Rommel	22	1917	Bush	4
1930	Earnshaw	39*	1923	Rommel	19	1918	Perry	3
1931	Walberg	35	1924	Rommel	21		Gregg	3
1932	Walberg	34	1925	Harriss	15		Watson	3
1933	Cain	32	1926	Grove	20	1919	Rogers	1
1934	Cain	32	1927	Walberg	15	1920	Rommel	2
1935	Marcum	27	1928	Grove	24	1921	Heimach	1
1936	Rhodes	28	1929	Grove	21	1922	Rommel	3
1937	Caster	33	1930	Grove	22	1923	Rommel	3
1938	Caster	40*	1931	Grove	27*	1924	Rommel	3
1939	Ross	28	1932	Grove	27*	1925	Gray	4
1940	Babich	30	1933	Grove	21*	1926	Quinn	3
1941	Marchildon	27	1934	Marcum	17		Rommel	3
1942	Marchildon	31	1935	Marcum	19	1927	Quinn	3
1943	Flores	27	1936	Kelley	20	1928	Grove	4
	Harris	27	1937	Caster	19		Quinn	4
1944	Newsom	33	1938	Caster	20	1929	Walberg	3
1945	Newsom	34	1939	Nelson	12	1930	Earnshaw	3*
1946	Marchildon	29	1940	Babich	16	1931	Earnshaw	3*
1947	Marchildon	35	1941	Marchildon	14		Grove	3*
1948	Marchildon	30	1942	Marchildon	18	1932	Grove	4*
1949	Coleman	30	1943	Harris	15	1933	Grove	2
1950	Brissie	31	1944	Newsom	18	1934	Dietrich	4
1951	Kellner	29	1945	Christopher	17	1935	Wilshere	3
1952	Shantz	33	1946	Marchildon	16	1936	Kelley	1
	Kellner	33	1947	Marchildon	21		Rhodes	1
1953	Byrd	37	1948	Fowler	16		Ross	1
1954	Portocarrero	33	1949	Kellner	19	1937	Caster	3
1955	Kellner	24	1950	Kellner	15	1938	Caster	2
1956	Ditmar	34		Brissie	15	1939	Beckman	2
1957	Garver	23	1951	Shantz	13	1940	Beckman	2
1958	Terry	33	1952	Shantz	27	1941	Marchildon	1
1959	Garver	30	1953	Kellner	14		McCrabb	1
1960	Daley	35	1954	Portocarrero	16		Ferrick	1
1961	Archer	27	1955	Ditmar	7	1942	Wolf	2
1962	Rakow	35	1956	Ditmar	14	1943	Wolf	2
1963	Wickersham	33	1957	Garver	6	1944	four players tied with	2
1964	Segui	35	1958	Garver	10	1945	Flores	4
1965	Talbot	33	1959	Daley	12	1946	Flores	4
1966	Hunter	25	1960	Herbert	14	1947	Fowler	3
1967	Hunter	35	1961	Archer	9	1948	Coleman	3
			1962	Rakow	11	1949	Fowler	4
			1963	Drabowsky	9	1950	Brissie	2
				Pena	9	1951	Shantz	3
			1964	Pena	5	1952	Shantz	5
			1965	Segui	5	1953	Kellner	2
			1966	Nash	5		Byrd	2
			1967	Hunter	13	1954	Portocarrero	1
							Kellner	1
							Trice	1
						1955	Kellner	3
						1956	Ditmar	2
						1957	four players tied with	1
						1958	Garver	3
							Terry	3

COMPLETE GAMES

SHUTOUTS

YEAR	CG	YEAR	SHO	
1901	Fraser	35	2	
1902	Plank	31	2	
1903	Waddell	34*	3	
1904	Waddell	39	3	
1905	Plank	35*	3	
1906	Bender	24	3	
1907	Plank	33	3	
1908	Vickers	21	3	
	Plank	21	3	
		1901	Fraser	2
			Wiltse	2
		1902	Waddell	3

ATHLETICS YEARLY PITCHING LEADERS, cont.

YEAR	BB	YEAR	BB	YEAR	BB
1924 Rommel	94	1940 Babich	80	1956 Ditmar	108
1925 Grove	131*	1941 Marchildon	118	1957 Trucks	62
1926 Grove	101	1942 Marchildon	140*	1958 Garver	66
1927 Walberg	91	1943 Black	110	1959 Daley	62
1928 Earnshaw	100	1944 Newsom	82	Herbert	62
1929 Earnshaw	125*	1945 Newsom	103	1960 Daley	96
1930 Earnshaw	139	1946 Marchildon	114	1961 Walker	96
1931 Walberg	109	1947 Marchildon	141*	1962 Pfister	106
1932 Walberg	103	1948 Marchildon	131	1963 Wickersham	79
1933 Cain	137	1949 Kellner	129	1964 Segui	94
1934 Cain	128	1950 Brissie	117	1965 Talbot	86
1935 Dietrich	101	1951 Kellner	93	1966 Hunter	64
1936 Rhodes	102	1952 Byrd	98	1967 Nash	87
1937 Caster	107	1953 Byrd	115		
1938 Caster	117	1954 Portocarrero	114	*Tied or led league	
1939 Ross	95	1955 Ditmar	86		

ATHLETICS NO-HITTERS (1901-67)

BY ATHLETICS

DATE	PITCHER	OPPONENT	SCORE
July 22, 1905	Weldon Henley	at St. Louis (1st game)	6-0
August 15, 1905	Rube Waddell	vs. St. Louis*	2-0
August 29, 1906	Jimmy Dygert (3) & Rube Waddell (2)	vs. Chicago*	4-3
October 5, 1907	Rube Vickers	at Washington (2nd game, Perfect Game)*	4-0
May 12, 1910	Chief Bender	vs. Cleveland	4-0
August 26, 1916	Joe Bush	vs. Cleveland	5-0
September 9, 1945	Dick Fowler	vs. St. Louis (2nd game)	1-0
September 3, 1947	Bill McCahan	vs. Washington	3-0

*5 innings

vs. ATHLETICS

DATE	PITCHER	OPPONENT	SCORE
May 5, 1904	Cy Young	at Boston (Perfect Game)	0-3
September 20, 1908	Frank Smith	at Chicago	0-1
September 4, 1923	Sam Jones	vs. New York	0-2
September 7, 1923	Howard Ehmke	vs. Boston	0-4
July 10, 1947	Don Black	at Cleveland (1st game)	0-3
May 6, 1953	Bobo Holloman	at St. Louis	0-6
August 26, 1962	Jack Kralick	at Minnesota	0-1

ATHLETICS ALL-STAR GAME SELECTIONS

- 1933:** Connie Mack (manager), Jimmie Foxx (1b), Lefty Grove (p)
1934: Jimmie Foxx (1b), Pinky Higgins (3b)
1935: Jimmie Foxx (1b), Bob Johnson (of)
1936: Pinky Higgins (3b)
1937: Wally Moses (of)
1938: Bob Johnson (of)
1939: Russell Blackburne (coach), Frank Hayes (c), Bob Johnson (of)
1940: Frank Hayes (c), Bob Johnson (of)
1941: Frank Hayes (c)
1942: Bob Johnson (of)
1943: Russell Blackburne (coach), Dick Siebert (1b)
1944: Frank Hayes (c), Bobo Newsom (p)
1945: NO GAME
1946: Buddy Rosar (c), Sam Chapman (of)
1947: Buddy Rosar (c)
1948: Buddy Rosar (c)*, Joe Coleman (p)
1949: Eddie Joost (ss)*, Lou Brissie (p), Alex Kellner (p)
1950: Ferris Fain (1b)
1951: Ferris Fain (1b)*, Bobby Shantz (p)
1952: Ferris Fain (1b), Bobby Shantz (p), Eddie Joost (ss)

1953: Gus Zernial (of)*, Eddie Robinson (1b)
 1954: Jim Finigan (3b)
 1955: Jim Finigan (3b)*, Vic Power (1b)
 1956: Harry Simpson (of), Vic Power (1b)
 1957: Joe DeMaestri (ss)
 1958: Bob Cerv (of)*
 1959: Harry Craft (coach), Bud Daley (p), Roger Maris (of)**
 1960: Bud Daley (p)
 1961: Dick Howser (ss)
 1962: Norm Siebern (1b), Hank Bauer (coach)**
 1963: Norm Siebern (1b-of)
 1964: John Wyatt (p)
 1965: John O'Donoghue (p)
 1966: Jim Hunter (p)
 1967: Jim Hunter (p)

*Elected starter

**Second game addition

ATHLETICS AWARD WINNERS (1901-67)

Most Valuable Player (BBWAA): Lefty Grove (1931); Jimmie Foxx (1932-33); Ferris Fain (1951)

Rookie of the Year (BBWAA): Harry Byrd (1952)

Rookie of the Year (The Sporting News): Dick Howser (1961)

Rookie Pitcher of the Year (The Sporting News): Jim Nash (1966)

A.L. Player of the Year (The Sporting News): Al Simmons (1929); Jimmie Foxx (1932-33); Ferris Fain (1951)

Pitcher of the Year (The Sporting News): Bobby Shantz (1952)

Fireman of the Year (The Sporting News): Jack Aker (1966)

ATHLETICS IN THE HALL OF FAME (27)

PLAYERS

PLAYER	G	AB	R	H	2B	3B	HR	RBI	BB	SO	SB	AVG.
Frank Baker, 3B												
Phi (1908-14)	899	3436	573	1103	194	88	48	612	266		172	.321
Career (1908-14, 16-19, 21-22)	1575	5984	887	1838	315	103	96	987	483		235	.307
Ty Cobb, OF												
Phi (1927-28)	229	843	158	289	59	11	6	133	101	28	27	.343
Career (1905-28)	3035	11434	2246	4189	724	295	117	1937	1249		891	.366
Mickey Cochrane, C												
Phi (1925-33)	1167	4097	823	1317	250	59	108	680	612	157	50	.321
Career (1925-37)	1482	5169	1041	1652	333	64	119	832	857	217	64	.320
Eddie Collins, 2B												
Phi (1906-14)	1156	3884	756	1305	172	84	16	496	534		376	.336
Career (1906-30)	2826	9949	1821	3312	438	186	47	1300	1499		744	.333
Jimmy Collins, 3B												
Phi (1907-08)	215	798	72	194	36	3	0	65	44		9	.243
Career (1895-08)	1726	6796	1055	2000	353	116	65	983	426		194	.294
Elmer Flick, OF												
Phi (1902)	11	37	15	11	2	1	0	3	6		4	.297
Career (1898-1910)	1483	5597	948	1752	268	164	48	756	597		330	.313
Jimmie Foxx, 1B												
Phi (1925-35)	1256	4397	975	1492	257	79	302	1075	781	644	48	.339
Career (1925-42, 44-45)	2317	8134	1751	2646	458	125	534	1922	1452	1311	87	.325
Reggie Jackson, OF												
KC/Oak (1967-75, 87)	1346	4686	756	1228	234	27	269	776	633	1226	145	.262
Career (1967-87)	2820	9864	1551	2584	463	49	563	1702	1375	2597	228	.262
George Kell, 3B												
Phi (1943-46)	313	1173	105	319	51	8	4	112	59	44	7	.272
Career (1943-57)	1795	6702	881	2054	385	50	78	870	621	287	51	.306
Nap Lajoie, 2B												
Phi (1901-02, 15-16)	374	1464	218	475	86	23	17	222	49		53	.324
Career (1896-1916)	2480	9589	1504	3242	657	163	83	1599	516		380	.338
Willie McCovey, 1B												
Oak (1976)	11	24	0	5	0	0	0	0	3	4	0	.208
Career (1959-80)	2588	8197	1229	2211	353	46	521	1555	1345	1550	26	.270
Joe Morgan, 2B												
Oak (1984)	116	365	50	89	21	0	6	43	66	39	8	.244
Career (1963-84)	2649	9277	1650	2517	449	96	268	1133	1865	1015	689	.271

ATHLETICS IN THE HALL OF FAME, cont.

PLAYER	G	AB	R	H	2B	3B	HR	RBI	BB	SO	SB	AVG.
Al Simmons, OF												
Phi (1924-32, 40-41, 44)	1290	5130	969	1827	348	98	209	1178	344	413	64	.356
Career (1924-41, 43-44)	2215	8759	1507	2927	539	149	307	1827	615	737	87	.334
Enos Slaughter, OF												
KC (1955-56)	199	490	86	148	26	7	7	57	69	37	3	.302
Career (1938-42, 46-59)	2380	7946	1247	2383	413	148	169	1304	1018	538	71	.300
Tris Speaker, OF												
Phi (1928)	64	191	28	51	22	2	3	30	10	5	5	.267
Career (1907-28)	2789	10195	1882	3514	792	222	117	1529	1381		434	.345
Zack Wheat, OF												
Phi (1927)	88	247	34	80	12	1	1	38	18	5	2	.324
Career (1909-27)	2410	9106	1289	2884	476	172	132	1248	650		205	.317
Billy Williams, OF												
Oak (1975-76)	275	871	104	201	32	1	34	122	134	112	4	.231
Career (1959-76)	2488	9350	1410	2711	434	88	426	1475	1045	1046	90	.290

PITCHERS

PITCHER	W	L	ERA	G	GS	CG	ShO	SV	IP	H	BB	SO
Chief Bender, RHP												
Phi (1903-14)	193	102	2.32	385	288	228	36		2602	2225	614	1536
Career (1903-17, 25)	212	127	2.46	459	334	255	40		3017	2645	712	1711
Stan Coveleski, RHP												
Phi (1912)	2	1	3.43	5	2	2	1		21	18	4	9
Career (1912, 16-28)	215	142	2.89	450	385	224	38		3082	3055	802	981
Rollie Fingers, RHP												
Oak (1968-76)	67	61	2.91	502	37	4	2	136	1016	860	293	784
Career (1968-82, 84-85)	114	118	2.90	944	37	4	2	341	1701.1	1474	492	1299
Lefty Grove, LHP												
Phi (1925-33)	195	79	2.88	402	267	179	20		2401	2262	740	1523
Career (1925-41)	300	141	3.06	616	457	298	35		3940.2	3849	1187	2266
Waite Hoyt, RHP												
Phi (1931)	10	5	4.22	16	14	9	2		111	130	37	30
Career (1918-38)	237	182	3.59	674	423	226	26		3762.1	4037	1003	1206
Jim Hunter, RHP												
KC/Oak (1965-74)	161	113	3.13	363	340	116	31	0	2456.1	2079	687	1520
Career (1965-79)	224	166	3.26	500	476	181	42	0	3449.1	2958	954	2012
Herb Pennock, LHP												
Phi (1912-15)	17	13	3.77	70	27	13	4		279	260	146	169
Career (1912-17, 19-34)	240	162	3.60	617	420	247	35		3571.2	3900	916	1227
Eddie Plank, LHP												
Phi (1901-14)	284	162	2.39	524	458	362	59		3860.2	3438	913	1985
Career (1901-17)	326	194	2.35	623	529	410	69		4495.2	3958	1072	2246
Rube Waddell, LHP												
Phi (1902-07)	131	82	1.97	251	212	168	37		1869.1	1491	495	1576
Career (1897, 1899-1910)	193	143	2.16	407	340	261	50		2961.1	2460	803	2316

*saves since 1969

MANAGER

MANAGER	W	L	PCT.	WORLD CHAMPIONSHIPS	LEAGUE CHAMPIONSHIPS
Connie Mack					
Phi (1901-50)	3627	3891	.482	5	9
Career (1894-96, 1901-50)	3776	4025	.484	5	9

A's ROOKIE BATTING RECORDS

Games: 157, Jose Canseco, 1986
 At Bats: 600, Jose Canseco, 1986
 Runs: 97, Mark McGwire, 1987
 Hits: 161, Mark McGwire, 1987
 Doubles: 29, Jose Canseco, 1986 and Brent Gates, 1993
 Triples: 10, Luis Polonia, 1987
 Home Runs: 49, Mark McGwire, 1987
 Runs Batted In: 118, Mark McGwire, 1987
 Stolen Bases: 42, Mitchell Page, 1977
 Batting Average: .307, Mitchell Page, 1977

ATHLETICS
POST SEASON



OAKLAND A's WORLD SERIES REVIEW

Game	Date	Site	W/L	Score	Winner	Loser	Attendance	Total
1972								
1	10/14	at Cincinnati	W	3-2	Holtzman	Nolan	52,918	
2	10/15	at Cincinnati	W	2-1	Hunter	Grimsley	53,244	
3	10/18	at Oakland	L	0-1	Billingham	Odom	49,410	
4	10/19	at Oakland	W	3-2	Fingers	Carroll	49,410	
5	10/20	at Oakland	L	4-5	Grimsley	Fingers	49,410	
6	10/21	at Cincinnati	L	1-8	Grimsley	Blue	52,737	
7	10/22	at Cincinnati	W	3-2	Hunter	Borbon	56,040	363,169
1973								
1	10/13	at Oakland	W	2-1	Holtzman	Matlack	46,021	
2	10/14	at Oakland	L	7-10 (12)	McGraw	Fingers	49,151	
3	10/16	at New York	W	3-2 (11)	Lindblad	Parker	54,817	
4	10/17	at New York	L	1-6	Matlack	Holtzman	54,817	
5	10/18	at New York	L	0-2	Koosman	Blue	54,817	
6	10/20	at Oakland	W	3-1	Hunter	Seaver	49,333	
7	10/21	at Oakland	W	5-2	Holtzman	Matlack	49,333	358,289
1974								
1	10/12	at Los Angeles	W	3-2	Fingers	Messersmith	55,974	
2	10/13	at Los Angeles	L	2-3	Sutton	Blue	55,989	
3	10/15	at Oakland	W	3-2	Hunter	Downing	49,347	
4	10/16	at Oakland	W	5-2	Holtzman	Messersmith	49,347	
5	10/17	at Oakland	W	3-2	Odom	Marshall	49,347	260,004
1988								
1	10/15	at Los Angeles	L	4-5	Pena	Eckersley	55,983	
2	10/16	at Los Angeles	L	0-6	HERSHISER	Davis	56,051	
3	10/18	at Oakland	W	2-1	Honeycutt	Howell	49,316	
4	10/19	at Oakland	L	3-4	Belcher	Stewart	49,317	
5	10/20	at Oakland	L	2-5	HERSHISER	Davis	49,317	259,984
1989								
1	10/14	at Oakland	W	5-0	STEWART	Garrelts	49,385	
2	10/15	at Oakland	W	5-1	Moore	Reuschel	49,388	
3	10/27	at San Francisco	W	13-7	Stewart	Garrelts	62,038	
4	10/28	at San Francisco	W	9-6	Moore	Robinson	62,032	222,843
1990								
1	10/16	at Cincinnati	L	0-7	Rijo	Stewart	55,830	
2	10/17	at Cincinnati	L	4-5 (10)	Dibble	Eckersley	55,832	
3	10/19	at Oakland	L	3-8	Browning	Moore	48,269	
4	10/20	at Oakland	L	1-2	Rijo	STEWART	48,613	208,544

Capitals denote complete game pitched.

WORLD SERIES ONLY

	Record	Attendance	Average
Overall:	17-15	1,672,833	52,276
Home:	10-7	833,714	49,042
Road:	7-8	839,119	55,941

OAKLAND WORLD SERIES TEAM TOTALS

YEAR	G	AB	R	H	2B	3B	HR	RBI	TB	BB	SO	SB	AVG.	SLG.
1972	7	220	16	46	4	0	5	16	65	21	37	1	.209	.295
1973	7	241	21	51	12	3	2	20	75	28	62	3	.212	.311
1974	5	142	16	30	4	0	4	14	46	16	42	3	.211	.324
1988	5	158	11	28	3	0	2	11	37	17	41	3	.177	.234
1989	4	146	32	44	8	3	9	30	85	18	22	4	.301	.582
1990	4	135	8	28	4	0	3	8	41	12	28	7	.207	.304
TOTALS	32	1042	104	227	35	6	25	99	349	112	232	21	.218	.335

YEAR	W	L	SV	G	CG	ShO	IP	H	R	ER	BB	SO	ERA
1972	4	3	3	7	0	0	62.0	46	21	21	27	46	3.05
1973	4	3	4	7	0	0	66.0	66	24	17	26	36	2.32
1974	4	1	3	5	0	0	44.0	36	11	10	16	32	2.05
1988	1	4	0	5	0	0	43.2	41	21	19	13	36	3.92
1989	4	0	1	4	1	1	36.0	28	14	14	8	27	3.50
1990	0	4	0	4	1	0	35.1	45	22	15	15	9	3.82
TOTALS	17	15	11	32	2	1	287.0	262	113	96	105	186	3.01

OAKLAND A's WORLD SERIES RECORDS

INDIVIDUAL BATTING

Batting Average, Series (min. 10 ab)	.474, Rickey Henderson, 1989 (9 for 19)
Batting Average, Career (min. 20 ab)	.412, Rickey Henderson (14 for 34)
Games, Career	19, five players tied
At Bats, Series	31, Bert Campaneris, 1973
At Bats, Career	76, Bert Campaneris
Runs, Game	4, Carney Lansford, October 27, 1989
Runs, Series	6, Dave Henderson (1989) and Bert Campaneris (1973)
Runs, Career	10, Sal Bando
Hits, Game	4, Dave Henderson (October 19, 1988) and Reggie Jackson (October 14, 1973)
Hits, Series	9, four times
Hits, Career	21, Joe Rudi
Total Bases, Game	10, Dave Henderson, October 27, 1989
Total Bases, Series	21, Gene Tenace, 1972
Total Bases, Career	29, Joe Rudi
Slugging Percentage, Series (min. 10 ab)	.923, Dave Henderson, 1989 (12 for 13)
Slugging Percentage, Career (min. 20 ab)	.794, Rickey Henderson (27 for 34)
Doubles, Game	2, Rickey Henderson (October 16, 1990) and Reggie Jackson (October 20, 1973)
Doubles, Series	3, Reggie Jackson, 1973
Doubles, Career	5, Dave Henderson
Triples, Game	1, six times
Triples, Series	2, Rickey Henderson, 1989
Triples, Career	2, Rickey Henderson
Home Runs, Game	2, Dave Henderson (October 27, 1989) and Gene Tenace (October 14, 1972)
Home Runs, Series	4, Gene Tenace, 1972
Home Runs, Career	4, Gene Tenace
RBI, Game	4, Dave Henderson (October 27, 1989) and Jose Canseco (October 15, 1988)
RBI, Series	9, Gene Tenace, 1972
RBI, Career	12, Gene Tenace
Walks, Game	3, Gene Tenace, October 14, 1973 and October 17, 1973
Walks, Series	11, Gene Tenace, 1973
Walks, Career	16, Gene Tenace
Strikeouts, Game	3, three times
Strikeouts, Series	7, five times
Strikeouts, Career	17, Sal Bando
Stolen Bases, Game	2, Rickey Henderson, October 27, 1989
Stolen Bases, Series	3, Rickey Henderson (1989 and 1990) and Bert Campaneris (1973)
Stolen Bases, Career	6, Rickey Henderson
Hitting Streak, Series	4, six times
Hitting Streak, Career	7, Rickey Henderson, October 14, 1989 to October 19, 1990 7, Sal Bando, October 19, 1972 to October 16, 1973 Jose Canseco, October 15, 1988

Grand Slams

INDIVIDUAL PITCHING

Wins, Series	2, four times
Wins, Career	4, Ken Holtzman and Jim Hunter
Losses, Series	2, Dave Stewart (1990) and Storm Davis (1988)
Losses, Career	3, Dave Stewart and Vida Blue
Saves, Series	2, four times
Saves, Career	6, Rollie Fingers
ERA, Series (most IP, no ER)	0.00, Darold Knowles (0 ER in 6.1 IP), 1973
ERA, Career (min. 10 ip)	1.35, Rollie Fingers (5 ER in 33.1 IP)
Games, Series	7, Darold Knowles, 1973
Games, Career	16, Rollie Fingers
Games Started, Series	3, Ken Holtzman, 1973
Games Started, Career	7, Ken Holtzman
Complete Games, Series	1, Dave Stewart, October 20, 1990 and October 14, 1989
Complete Games, Career	2, Dave Stewart
Innings Pitched, Game	9, Dave Stewart, October 20, 1990 and October 14, 1989
Innings Pitched, Series	16, Dave Stewart (1989) and Jim Hunter (1972)
Innings Pitched, Career	43.1, Dave Stewart
Hits, Game	9, Bob Welch, October 17, 1990

OAKLAND A's WORLD SERIES RECORDS, cont.

Fewest Hits, Complete Game	5, Dave Stewart, October 14, 1989
Runs, Game	6, Mike Moore (October 19, 1990) and Storm Davis (October 16, 1988)
Earned Runs, Game	6, Storm Davis, October 16, 1988
Walks, Game	5, Vida Blue, October 17, 1974
Strikeouts, Game	11, John Odom, October 18, 1972
Strikeouts, Series	14, Dave Stewart, 1989
Strikeouts, Career	25, Rollie Fingers
Shutouts	Dave Stewart, October 14, 1989 (5-0)

TEAM BATTING

Runs, Inning	4, six times
Runs, Game	13, October 27, 1989
Hits, Game	14, October 27, 1989
Total Bases, Game	31, October 27, 1989
Doubles, Game	4, October 14, 1973
Triples, Game	3, October 14, 1973
Home Runs, Game	5, October 27, 1989
RBI, Game	12, October 27, 1989
Walks, Game	7, October 28, 1989, October 18, 1973 and October 14, 1973
Strikeouts, Game	15, October 14, 1973
Stolen Bases, Game	2, five times
Left On Base, Game	12, October 14, 1973 (12 innings)
Left On Base, Nine-Inning Game	11, October 16, 1990
Double Plays, Game	4, October 17, 1973
Errors, Game	5, October 14, 1973
Longest Game, Time	4:13, October 14, 1973
Longest Game, Innings	12, October 14, 1973
Fastest Game	2:06, October 19, 1972

TEAM PITCHING

Hits, Game	15, October 14, 1973
Runs, Game	10, October 14, 1973
Earned Runs, Game	8, October 21, 1972
Walks, Game	6, four times
Strikeouts, Game	14, October 18, 1972

A's CHAMPIONSHIP SERIES REVIEW

Game	Date	Site	W/L	Score	Winner	Loser	Attendance	Total
1971								
1	10/3	at Baltimore	L	3-5	McNally	Blue	42,621	
2	10/4	at Baltimore	L	1-5	CUELLAR	HUNTER	35,003	
3	10/6	at Oakland	L	3-5	PALMER	Segui	33,176	110,800
1972								
1	10/7	at Oakland	W	3-2 (11)	Fingers	Lolich	29,536	
2	10/8	at Oakland	W	5-0	ODOM	Fryman	31,088	
3	10/10	at Detroit	L	0-3	COLEMAN	Holtzman	41,156	
4	10/11	at Detroit	L	3-4 (10)	Hiller	Horlen	37,615	
5	10/12	at Detroit	W	2-1	Odom	Fryman	50,276	189,671
1973								
1	10/6	at Baltimore	L	0-6	PALMER	Blue	41,279	
2	10/7	at Baltimore	W	6-3	Hunter	McNally	48,425	
3	10/9	at Oakland	W	2-1 (11)	HOLTZMAN	CUELLAR	34,467	
4	10/10	at Oakland	L	4-5	Jackson	Fingers	27,497	
5	10/11	at Oakland	W	3-0	HUNTER	Alexander	24,265	175,933
1974								
1	10/5	at Oakland	L	3-6	Cuellar	Hunter	41,609	
2	10/6	at Oakland	W	5-0	HOLTZMAN	McNally	42,810	
3	10/8	at Baltimore	W	1-0	BLUE	PALMER	32,060	
4	10/9	at Baltimore	W	2-1	Hunter	Cuellar	28,136	144,615
1975								
1	10/4	at Boston	L	1-7	TIANT	Holtzman	35,578	
2	10/5	at Boston	L	3-6	Moret	Fingers	35,578	
3	10/7	at Oakland	L	3-5	Wise	Holtzman	49,358	120,514
1981 (DIVISION SERIES)								
1	10/6	at Kansas City	W	4-0	NORRIS	LEONARD	40,592	
2	10/7	at Kansas City	W	2-1	McCATTY	Jones	40,274	
3	10/8	at Oakland	W	4-1	Langford	Gura	40,002	120,868

Game	Date	Site	W/L	Score	Winner	Loser	Attendance	Total
1981 (AMERICAN LEAGUE CHAMPIONSHIP SERIES)								
1	10/13	at New York	L	1-3	John	Norris	55,740	
2	10/14	at New York	L	3-13	Frazier	McCatty	48,497	
3	10/15	at Oakland	L	0-4	Righetti	Keough	47,302	151,539
1988								
1	10/5	at Boston	W	2-1	Honeycutt	HURST	34,104	
2	10/6	at Boston	W	4-3	Nelson	Smith	34,605	
3	10/8	at Oakland	W	10-6	Nelson	Boddicker	49,261	
4	10/9	at Oakland	W	4-1	Stewart	Hurst	49,406	167,376
1989								
1	10/3	at Oakland	W	7-3	Stewart	Stieb	49,435	
2	10/4	at Oakland	W	6-3	Moore	Stottlemire	49,444	
3	10/6	at Toronto	L	3-7	Key	Davis	50,268	
4	10/7	at Toronto	W	6-5	Welch	Flanagan	50,076	
5	10/8	at Toronto	W	4-3	Stewart	Stieb	50,024	249,247
1990								
1	10/6	at Boston	W	9-1	Stewart	Andersen	35,192	
2	10/7	at Boston	W	4-1	Welch	Harris	35,070	
3	10/9	at Oakland	W	4-1	Moore	BODDICKER	49,026	
4	10/10	at Oakland	W	3-1	Stewart	Clemens	49,052	168,340
1992								
1	10/7	at Toronto	W	4-3	Russell	MORRIS	51,039	
2	10/8	at Toronto	L	1-3	Cone	Moore	51,114	
3	10/10	at Oakland	L	5-7	Guzman	Darling	46,911	
4	10/11	at Oakland	L	6-7 (11)	Ward	Downs	47,732	
5	10/12	at Oakland	W	6-2	STEWART	Cone	44,955	
6	10/14	at Toronto	L	2-9	Guzman	Moore	51,335	293,086

Capitals denote complete game pitched.

AMERICAN LEAGUE CHAMPIONSHIP SERIES ONLY

	Record	Attendance	Average
Overall:	23-19	1,771,121	42,170
Home:	12-7	796,330	41,912
Road:	11-12	974,791	42,382

A's ALCS TEAM TOTALS

YEAR	G	AB	R	H	2B	3B	HR	RBI	TB	BB	SO	SB	AVG.	SLG.
1971	3	96	7	22	8	1	3	7	41	5	16	0	.229	.427
1972	5	170	13	38	8	0	1	10	49	12	35	7	.224	.288
1973	5	160	15	32	5	1	5	15	54	17	39	3	.200	.338
1974	4	120	11	22	4	1	3	11	37	22	16	3	.183	.308
1975	3	98	7	19	6	0	1	7	28	9	14	0	.194	.286
1981	3	99	4	22	4	1	0	4	28	6	23	2	.222	.283
1988	4	137	20	41	8	0	7	20	70	10	35	1	.299	.511
1989	5	158	26	43	9	1	7	23	75	20	32	13	.272	.475
1990	4	127	20	38	4	0	0	18	42	19	21	9	.299	.331
1992	6	207	24	52	5	1	4	23	71	24	33	16	.251	.343
TOTALS	42	1372	147	329	61	6	31	138	495	144	264	54	.240	.361

YEAR	W	L	SV	G	CG	ShO	IP	H	R	ER	BB	SO	ERA
1971	0	3	0	3	1	0	25.0	26	15	15	13	22	5.40
1972	3	2	1	5	1	1	46.0	32	10	9	13	25	1.76
1973	3	2	1	5	2	1	46.0	36	15	14	16	25	2.74
1974	3	1	1	4	2	2	36.0	22	7	7	5	20	1.75
1975	0	3	0	3	0	0	25.0	31	18	12	3	12	4.32
1981	0	3	0	3	0	0	25.0	36	20	19	13	10	6.84
1988	4	0	4	4	0	0	36.0	26	11	8	18	23	2.00
1989	4	1	3	5	0	0	44.0	40	21	19	15	24	3.89
1990	4	0	3	4	0	0	36.0	23	4	4	6	16	1.00
1992	2	4	1	6	1	0	54.0	59	31	27	23	29	4.50
TOTALS	23	19	14	42	7	4	373.0	331	152	134	125	206	3.23

A's ALCS RECORDS

INDIVIDUAL BATTING

Batting Average, Series (min. 10 ab)	.500, Sal Bando, 1975 (6 for 12)
Batting Average, Career (min. 20 ab)	.410, Harold Baines (16 for 39)
Games, Career	20, Sal Bando and Reggie Jackson
At Bats, Series	25, Harold Baines, 1992
At Bats, Career	75, Reggie Jackson
Runs, Game	3, Mark McGwire, October 8, 1988
Runs, Series	8, Rickey Henderson, 1989
Runs, Career	14, Rickey Henderson
Hits, Game	4, Jerry Browne (October 12, 1992) and Sal Bando (October 5, 1975)
Hits, Series	11, Harold Baines, 1992
Hits, Career	21, Rickey Henderson
Total Bases, Game	9, Reggie Jackson, October 5, 1971
Total Bases, Series	16, Harold Baines, 1992
Total Bases, Career	39, Sal Bando
Slugging Percentage, Series (min. 10 ab)	1.000, Rickey Henderson, 1989 (15 for 15)
Slugging Percentage, Career (min. 20 ab)	.625, Ruben Sierra (15 for 24)
Doubles, Game	2, five times
Doubles, Series	4, Matty Alou, 1972
Doubles, Career	4, four players tied
Triples, Game	1, six times
Triples, Series	1, six times
Triples, Career	2, Rickey Henderson
Home Runs, Game	2, Rickey Henderson (October 7, 1989), Sal Bando (October 7, 1973) and Reggie Jackson (October 5, 1971)
Home Runs, Series	3, Jose Canseco, 1988
Home Runs, Career	5, Sal Bando
RBI, Game	4, Rickey Henderson, October 7, 1989
RBI, Series	7, Ruben Sierra, 1992
RBI, Career	11, Mark McGwire
Walks, Game	3, four times
Walks, Series	7, Rickey Henderson, 1989
Walks, Career	13, Rickey Henderson and Gene Tenace
Strikeouts, Game	3, seven times
Strikeouts, Series	7, Terry Steinbach (1992) and Jose Canseco (1989)
Strikeouts, Career	17, Reggie Jackson
Stolen Bases, Game	4, Rickey Henderson, October 4, 1989
Stolen Bases, Series	8, Rickey Henderson, 1989
Stolen Bases, Career	14, Rickey Henderson
Hitting Streak, Series	5, Ruben Sierra, October 8-14, 1992
Hitting Streak, Career	5, Bert Campaneris, October 6-11, 1973 8, Harold Baines, October 6, 1991-October 11, 1992 8, Rickey Henderson, October 4, 1989-October 10, 1990 8, Dave Henderson, October 5, 1988-October 7, 1989
Grand Slams	None

INDIVIDUAL PITCHING

Wins, Series	2, five times
Wins, Career	6, Dave Stewart
Losses, Series	2, Mike Moore (1992) and Ken Holtzman (1975)
Losses, Career	3, Ken Holtzman
Saves, Series	4, Dennis Eckersley, 1988
Saves, Career	10, Dennis Eckersley
ERA, Series (most IP with no ER)	0.00, John Odom, 1972 (0 ER in 14.0 IP)
ERA, Career (min. 10 IP)	0.40, John Odom (1 ER in 22.1 IP)
Games, Series	4, Dennis Eckersley (1988 & 1989) and Vida Blue (1972)
Games, Career	14, Dennis Eckersley
Games Started, Series	2, 11 times
Games Started, Career	8, Dave Stewart
Complete Games, Series	1, seven times
Complete Games, Career	2, Jim Hunter and Ken Holtzman
Innings Pitched, Game	11, Ken Holtzman, October 9, 1973
Innings Pitched, Series	16.2, Dave Stewart, 1992
Innings Pitched, Career	62.0, Dave Stewart
Hits, Game	8, three times
Fewest Hits, Complete Game	2, Vida Blue, October 8, 1974
Runs, Game	6, three times
Earned Runs, Game	6, Jim Hunter, October 5, 1974
Walks, Game	6, Matt Keough (October 15, 1981) and Diego Segui (October 5, 1971)

Strikeouts, Game	8, Vida Blue, October 3, 1971
Strikeouts, Series	11, Dave Stewart, 1988
Strikeouts, Career	31, Dave Stewart
Shutouts	Vida Blue, October 8, 1974 (1-0) Ken Holtzman, October 6, 1974 (5-0) Jim Hunter, October 11, 1973 (3-0) John Odom, October 8, 1972 (5-0)

TEAM BATTING

At Bats, Game	42, October 11, 1992
Runs, Inning	7, October 6, 1990 (9th)
Runs, Game	10, October 8, 1988
Hits, Game	15, October 8, 1988
Total Bases, Game	30, October 8, 1988
Doubles, Game	5, October 5, 1975 and October 3, 1971
Triples, Game	1, six times
Home Runs, Game	4, October 8, 1988 and October 7, 1973
RBI, Game	10, October 8, 1988
Walks, Game	11, October 9, 1974
Strikeouts, Game	14, October 10, 1972
Stolen Bases, Game	6, October 8, 1992 and October 4, 1989
Left On Base, Game	12, October 7, 1990
Double Plays, Game	4, October 5, 1975
Errors, Game	4, October 4, 1975
Longest Game, Time	4:25, October 11, 1992
Longest Game, Innings	11, October 11, 1992, October 9, 1973 and October 7, 1972
Fastest Game	1:57, October 8, 1974

TEAM PITCHING

Hits, Game	19, October 14, 1981
Runs, Game	13, October 14, 1981
Earned Runs, Game	13, October 14, 1981
Walks, Game	9, October 5, 1971
Strikeouts, Game	9, October 5, 1988 and October 3, 1971

OAKLAND POST-SEASON CAREER RECORDS

INDIVIDUAL BATTING

Batting Average (min. 40 ab)	.370, Harold Baines (17 for 46)
Games	39, Sal Bando
At Bats	144, Bert Campaneris
Runs	23, Rickey Henderson
Hits	37, Rickey Henderson
Total Bases	63, Rickey Henderson
Slugging Percentage (min. 40 ab)	.568, Rickey Henderson (63 for 111)
Doubles	9, Dave Henderson
Triples	4, Rickey Henderson
Home Runs	7, Jose Canseco
RBI	18, Jose Canseco
Walks	29, Gene Tenace
Strikeouts	31, Gene Tenace
Stolen Bases	22, Rickey Henderson
Hitting Streak	15, Rickey Henderson, October 4, 1989 to October 19, 1990

INDIVIDUAL PITCHING

Wins	8, Dave Stewart
Losses	5, Vida Blue
Saves	11, Dennis Eckersley
ERA (min. 15 ip)	1.13, John Odom (5 ER in 39.2 IP)
Games	27, Rollie Fingers
Games Started	14, Dave Stewart
Complete Games	3, Dave Stewart
Innings Pitched	105.1, Dave Stewart
Hits	76, Dave Stewart
Runs	31, Vida Blue
Earned Runs	31, Vida Blue
Walks	30, Dave Stewart
Strikeouts	55, Dave Stewart

PHILADELPHIA A's WORLD SERIES REVIEW

Game	Date	Site	W/L	Score	Winner	Loser	Attendance	Total
1905								
1	10/9	at Philadelphia	L	0-3	MATHEWSON	PLANK	17,955	
2	10/10	at New York	W	3-0	BENDER	McGinnity	24,992	
3	10/12	at Philadelphia	L	0-9	MATHEWSON	COAKLEY	10,991	
4	10/13	at New York	L	0-1	McGINNITY	PLANK	13,598	
5	10/14	at New York	L	0-2	MATHEWSON	BENDER	24,187	91,723
1910								
1	10/17	at Philadelphia	W	4-1	BENDER	Overall	26,891	
2	10/18	at Philadelphia	W	9-3	COOMBS	Brown	24,597	
3	10/20	at Chicago	W	12-5	COOMBS	McIntire	26,210	
4	10/22	at Chicago	L	3-4 (10)	Brown	BENDER	19,150	
5	10/23	at Chicago	W	7-2	COOMBS	BROWN	27,374	124,222
1911								
1	10/14	at New York	L	1-2	MATHEWSON	BENDER	38,281	
2	10/16	at Philadelphia	W	3-1	PLANK	Marquard	26,286	
3	10/17	at New York	W	3-2 (11)	COOMBS	MATHEWSON	37,216	
4	10/24	at Philadelphia	W	4-2	BENDER	Mathewson	24,355	
5	10/25	at New York	L	3-4 (10)	Crandall	Plank	33,228	
6	10/26	at Philadelphia	W	13-2	BENDER	Ames	20,485	179,851
1913								
1	10/7	at New York	W	6-4	BENDER	Marquard	36,291	
2	10/8	at Philadelphia	L	0-3 (10)	MATHEWSON	PLANK	20,563	
3	10/9	at New York	W	8-2	BUSH	Tesreau	36,896	
4	10/10	at Philadelphia	W	6-5	BENDER	Demaree	20,568	
5	10/11	at New York	W	3-1	PLANK	MATHEWSON	36,632	150,950
1914								
1	10/9	at Philadelphia	L	1-7	RUDOLPH	Bender	20,562	
2	10/10	at Philadelphia	L	0-1	JAMES	PLANK	20,562	
3	10/12	at Boston	L	4-5 (12)	James	BUSH	35,520	
4	10/13	at Boston	L	1-3	RUDOLPH	Shawkey	34,365	111,009
1929								
1	10/8	at Chicago	W	3-1	EHMKE	Root	50,740	
2	10/9	at Chicago	W	9-3	Earnshaw	Malone	49,987	
3	10/11	at Philadelphia	L	1-3	BUSH	EARNSHAW	29,921	
4	10/12	at Philadelphia	W	10-8	Rommel	Blake	29,921	
5	10/14	at Philadelphia	W	3-2	Walberg	MALONE	29,921	190,490
1930								
1	10/1	at Philadelphia	W	5-2	GROVE	GRIMES	32,295	
2	10/2	at Philadelphia	W	6-1	EARNSHAW	Rhem	32,295	
3	10/4	at St. Louis	L	0-5	HALLAHAN	Walberg	36,944	
4	10/5	at St. Louis	L	1-3	HAINES	GROVE	39,946	
5	10/6	at St. Louis	W	2-0	Grove	GRIMES	38,844	
6	10/8	at Philadelphia	W	7-1	EARNSHAW	Hallahan	32,295	212,619
1931								
1	10/1	at St. Louis	W	6-2	GROVE	Derringer	38,529	
2	10/2	at St. Louis	L	0-2	HALLAHAN	EARNSHAW	35,947	
3	10/5	at Philadelphia	L	2-5	GRIMES	Grove	32,295	
4	10/6	at Philadelphia	W	3-0	EARNSHAW	Johnson	32,295	
5	10/7	at Philadelphia	L	1-5	HALLAHAN	Hoyt	32,295	
6	10/9	at St. Louis	W	8-1	GROVE	Derringer	39,401	
7	10/10	at St. Louis	L	2-4	Grimes	Earnshaw	20,805	231,567

Capitals denote complete game pitched.

WORLD SERIES ONLY

	Record	Attendance	Average
Overall:	24-19	1,292,431	30,057
Home:	12-8	517,348	25,867
Road:	12-11	775,083	33,699

OPPONENTS



ANAHEIM ANGELS

Mailing Address:

Anaheim Stadium
 2000 Gene Autry Way
 Anaheim, CA 92806
 Phone: (714) 940-2000
 Fax: (714) 940-2205
 Stadium: Anaheim Stadium (31,000)

Vice President & General Manager: Bill Bavasi

Assistant General Manager: Tim Mead

Field Manager: Terry Collins

Director of Communications: Bill Robertson (714) 940-2027

Manager, Media Services: Larry Babcock (714) 940-2015

Angels hotel in Oakland: Marriott (510) 451-4000

A's hotel in Anaheim: Doubletree (714) 634-4500

SERIES RESULTS (1968-96)

YEAR	HOME	ROAD	TOTALS	YEAR	HOME	ROAD	TOTALS
1968	7-2	6-3	13-5	1983	4-2	4-3	8-5
1969	7-2	5-4	12-6	1984	2-5	4-2	6-7
1970	5-4	5-4	10-8	1985	4-2	3-4	7-6
1971	4-5	7-2	11-7	1986	2-5	1-5	3-10
1972	5-4	5-4	10-8	1987	2-4	5-2	7-6
1973	5-4	7-2	12-6	1988	6-1	3-3	9-4
1974	7-2	5-4	12-6	1989	4-2	4-3	8-5
1975	6-3	5-4	11-7	1990	4-3	5-1	9-4
1976	6-3	6-3	12-6	1991	6-0	6-1	12-1
1977	6-1	4-4	10-5	1992	5-2	3-3	8-5
1978	3-5	3-4	6-9	1993	4-2	3-4	7-6
1979	1-5	2-5	3-10	1994	3-0	3-3	6-3
1980	6-1	4-2	10-3	1995	5-1	2-5	7-6
1981	4-2	4-0	8-2	1996	3-4	4-2	7-6
1982	3-4	1-5	4-9	Totals	129-80	119-91	248-171

Longest A's Winning Streak: 10, 4/26/91-4/20/92 and 5/26-9/3, 1974

Longest Angels Winning Streak: 7 (three times), last time: 9/28/95-5/2/96

Last A's Series Sweep: 9/18-20, 1995 at Oakland (3 games)

Last Angels Series Sweep: 4/30-5/2, 1996 at Oakland (3 games)

A'S BATTING AND PITCHING IN ANAHEIM STADIUM

1996							CAREER						
BATTING	AVG	G	AB	H	HR	RBI	AVG	G	AB	H	HR	RBI	
Batista	.350	4	20	7	0	0	.350	4	20	7	0	0	
Berroa	.273	6	22	6	2	7	.274	19	73	20	6	17	
Bournigal	.250	3	8	2	0	0	.250	3	8	2	0	0	
Brosius	.238	6	21	5	2	5	.250	21	72	18	3	15	
Canseco	.182	3	11	2	1	3	.251	50	191	48	18	43	
Gates	—	0	0	0	0	0	.155	16	58	9	0	4	
Giambi	.250	6	20	5	3	9	.250	6	20	5	3	9	
Herrera	.389	4	18	7	1	2	.348	6	23	8	1	2	
Leshner	.143	2	7	1	1	1	.143	2	7	1	1	1	
McGwire	.250	6	12	3	1	2	.268	49	164	44	11	34	
Molina	—	1	0	0	0	0	—	1	0	0	0	0	
Spiezio	.000	1	4	0	0	0	.000	1	4	0	0	0	
Stairs	.000	1	1	0	0	0	.000	1	1	0	0	0	
Williams	.000	2	3	0	0	0	.000	3	6	0	0	0	
Young	.227	6	22	5	3	4	.227	6	22	5	3	4	

PITCHING																
	ERA	W	L	S	G	IP	H	ER	ERA	W	L	S	G	IP	H	ER
Acre	—	0	0	0	0	0.0	0	0	6.75	0	0	0	5	6.7	7	5
Adams	5.06	0	1	0	1	5.3	7	3	5.06	0	1	0	1	5.3	7	3
Chouinard	5.06	1	0	0	1	5.3	5	3	5.06	1	0	0	1	5.3	5	3
Groom	0.00	1	0	0	2	1.0	2	0	0.00	1	0	0	2	1.0	2	0
Johns	2.00	1	0	0	1	9.0	8	2	2.35	1	1	0	2	15.3	13	4
Mohler	7.36	0	0	0	3	3.7	5	3	4.05	0	0	0	7	6.7	6	3
Prieto	0.00	1	0	0	1	6.7	7	0	0.00	1	0	0	2	7.7	8	0
Taylor	0.00	0	0	0	3	3.0	1	0	1.50	0	0	0	5	6.0	3	1
Wengert	—	0	0	0	0	0.0	0	0	3.00	0	0	0	2	3.0	3	1

BALTIMORE ORIOLES

Mailing Address:
333 West Camden Street
Baltimore, MD 21201
Phone: (410) 685-9800
Fax: (410) 547-6272
Stadium: Oriole Park at Camden Yards (48,188)

General Manager: Pat Gillick
Assistant General Manager: Kevin Malone
Field Manager: Davey Johnson
Director/Public Relations: John Maroon (410) 547-6160
Assistant Director/Public Relations: Bill Stetka (410) 547-6156
Traveling Secretary: Phil Itzoe

Orioles hotel in Oakland: Parc 55 (San Francisco) (415) 392-8000
A's hotel in Baltimore: Renaissance Harborplace (410) 547-1200

SERIES RESULTS (1968-96)

YEAR	HOME	ROAD	TOTALS	YEAR	HOME	ROAD	TOTALS
1968	6-4	3-5	9-9	1983	3-3	1-5	4-8
1969	3-3	1-5	4-8	1984	2-4	4-2	6-6
1970	3-3	2-4	5-7	1985	3-3	2-4	5-7
1971	2-4	2-3	4-7	1986	5-3	2-2	7-5
1972	1-5	5-1	6-6	1987	2-4	3-3	5-7
1973	3-3	4-2	7-5	1988	4-2	4-2	8-4
1974	2-4	4-2	6-6	1989	5-1	2-4	7-5
1975	5-1	3-3	8-4	1990	3-3	5-1	8-4
1976	4-2	4-2	8-4	1991	4-2	5-1	9-3
1977	0-5	2-3	2-8	1992	1-5	5-1	6-6
1978	0-6	0-5	0-11	1993	1-5	1-5	2-10
1979	2-4	2-4	4-8	1994	3-3	2-4	5-7
1980	2-4	3-3	5-7	1995	3-3	4-2	7-5
1981	3-3	2-4	5-7	1996	2-5	2-4	4-9
1982	3-3	2-4	5-7	Totals	80-100	81-90	161-190

Longest A's Winning Streak: 8 (three times), most recent: 7/14/91-5/29/92

Longest Orioles Winning Streak: 13, 8/14/77-4/27/79

Last A's Series Sweep: 8/29-31, 1995 at Baltimore (3 games)

Last Orioles Series Sweep: 9/3-5, 1993 at Oakland (3 games)

A'S BATTING AND PITCHING IN ORIOLE PARK AT CAMDEN YARDS

1996	BATTING						CAREER					
	AVG	G	AB	H	HR	RBI	AVG	G	AB	H	HR	RBI
Batista	.357	3	14	5	2	4	.357	3	14	5	2	4
Battle	.250	2	4	1	0	0	.250	2	4	1	0	0
Berroa	.250	5	12	3	0	0	.238	17	63	15	0	7
Bournigal	1.000	2	2	2	0	0	1.000	2	2	2	0	0
Brosius	.214	3	14	3	0	1	.250	18	56	14	3	8
Canseco	.409	6	22	9	1	5	.296	24	98	29	6	21
Gates	.143	2	7	1	0	0	.258	18	66	17	0	7
Giambi	.125	4	16	2	0	0	.095	6	21	2	0	0
Herrera	.333	5	9	3	0	2	.308	8	13	4	0	2
Leshner	.333	3	9	3	1	1	.333	3	9	3	1	1
McGwire	.286	6	21	6	2	5	.212	22	66	14	5	13
Molina	.000	2	3	0	0	0	.000	2	3	0	0	0
Stairs	.400	3	10	4	1	3	.333	6	15	5	1	3
Young	.217	6	23	5	0	2	.217	6	23	5	0	2

1996	PITCHING								CAREER							
	ERA	W	L	S	G	IP	H	ER	ERA	W	L	S	G	IP	H	ER
Acre	10.80	0	1	0	1	1.7	1	2	7.71	0	1	0	4	4.7	4	4
Chouinard	9.00	0	1	0	1	5.0	8	5	9.00	0	1	0	1	5.0	8	5
Groom	2.70	0	0	1	2	3.3	1	1	2.70	0	0	1	2	3.3	1	1
Johns	5.40	1	0	0	2	6.7	7	4	3.46	2	0	0	3	13.0	13	5
Johnson	0.00	0	0	0	2	0.7	0	0	3.86	0	0	0	4	2.3	3	1
Karsay	—	0	0	0	0	0.0	0	0	9.00	0	0	0	1	5.0	8	5
Mohler	0.00	0	0	0	1	0.3	1	0	0.00	0	0	0	4	2.0	4	0
Prieto	3.38	0	1	0	1	8.0	6	3	3.38	0	1	0	1	8.0	6	3
Taylor	0.00	0	0	0	1	1.3	2	0	2.25	0	0	0	4	4.0	6	1
Wengert	0.60	1	0	0	2	15.0	14	1	1.17	1	0	0	3	15.3	15	2

Opponents

BOSTON RED SOX

Mailing Address:

4 Yawkey Way
 Boston, MA 02215
 Phone: (617) 267-9440
 Fax: (617) 236-6797
 Stadium: Fenway Park (33,871)

Executive V.P. & General Manager: Dan Duquette

Assistant General Managers: Elaine Steward and Michael Port
Field Manager: Jimmy Williams
Vice President, Public Relations: Dick Bresciani (617) 236-6710
Director of Corporate Communications: Kevin Shea (617) 236-6613
Traveling Secretary: John McCormick

Red Sox hotel in Oakland: Parc 55 (San Francisco) (415) 392-8000

A's hotel in Boston: Sheraton (617) 236-2000

SERIES RESULTS (1968-96)

YEAR	HOME	ROAD	TOTALS	YEAR	HOME	ROAD	TOTALS
1968	6-3	4-5	10-8	1983	2-4	2-4	4-8
1969	4-2	4-2	8-4	1984	3-3	2-4	5-7
1970	4-2	1-5	5-7	1985	2-4	2-4	4-8
1971	4-2	5-1	9-3	1986	3-3	2-4	5-7
1972	1-5	2-4	3-9	1987	5-1	3-3	8-4
1973	3-3	5-1	8-4	1988	6-0	3-3	9-3
1974	2-4	2-4	4-8	1989	4-2	1-5	5-7
1975	4-2	2-4	6-6	1990	4-2	4-2	8-4
1976	5-1	3-3	8-4	1991	2-4	2-4	4-8
1977	2-4	1-4	3-8	1992	4-2	3-3	7-5
1978	3-2	2-3	5-5	1993	2-4	1-5	3-9
1979	2-4	1-5	3-9	1994	1-5	2-4	3-9
1980	2-4	1-5	3-9	1995	2-5	2-3	4-8
1981	4-2	1-5	5-7	1996	4-2	1-6	5-8
1982	4-2	0-6	4-8	Totals	94-83	64-111	158-194

Longest A's Winning Streak: 6, 6/13-8/3, 1969

Longest Red Sox Winning Streak: 11, 7/10/93-4/28/94

Last A's Series Sweep: 6/1-3, 1992 at Oakland (3 games)

Last Red Sox Series Sweep: 8/20-22, 1996 at Boston (3 games)

A'S BATTING AND PITCHING IN FENWAY PARK

1996							CAREER					
BATTING	AVG	G	AB	H	HR	RBI	AVG	G	AB	H	HR	RBI
Batista	.429	3	7	3	0	0	.429	3	7	3	0	0
Battle	.125	4	8	1	0	0	.125	4	8	1	0	0
Berroa	.063	5	16	1	0	0	.208	15	53	11	0	5
Bournigal	.167	4	6	1	0	0	.167	4	6	1	0	0
Brosius	.273	3	11	3	1	3	.207	17	58	12	2	4
Canseco	.316	45	174	55	18	43	.313	136	531	166	39	120
Gates	.278	4	18	5	0	1	.260	18	77	20	1	6
Giambi	.407	7	27	11	3	6	.407	7	27	11	3	6
Herrera	.208	7	24	5	0	1	.192	9	26	5	0	1
McGwire	.348	7	23	8	2	3	.271	50	181	49	18	42
Molina	.500	1	2	1	0	0	.500	1	2	1	0	0
Stairs	.200	3	5	1	0	0	.280	23	50	14	0	12
Williams	.000	3	7	0	0	0	.125	4	8	1	0	0
Young	.154	5	13	2	0	1	.154	5	13	2	0	1

PITCHING									CAREER								
	ERA	W	L	S	G	IP	H	ER	ERA	W	L	S	G	IP	H	ER	
Acre	11.25	0	1	0	3	4.0	8	5	6.75	0	1	0	5	6.7	10	5	
Adams	3.86	0	0	0	1	7.0	8	3	3.86	0	0	0	1	7.0	8	3	
Groom	2.25	1	0	0	3	4.0	4	1	2.25	1	0	0	3	4.0	4	1	
Johns	27.00	0	2	0	2	2.7	8	8	25.20	0	3	0	3	5.0	16	14	
Karsay	—	0	0	0	0	0.0	0	0	2.25	0	1	0	1	8.0	7	2	
Mohler	2.70	0	1	0	4	3.3	6	1	3.68	0	1	0	6	7.3	10	3	
Prieto	1.00	0	0	0	2	9.0	8	1	0.90	0	0	0	3	10.0	8	1	
Taylor	9.00	0	0	1	3	3.0	6	3	7.71	0	0	1	4	4.7	7	4	
Telgheder	0.00	0	0	0	1	1.0	1	0	0.00	0	0	0	1	1.0	1	0	
Wengert	14.73	0	1	0	1	3.7	7	6	9.00	0	1	0	2	6.0	9	6	

CHICAGO WHITE SOX

Mailing Address:
333 W. 35th Street
Chicago, IL 60616
Phone: (312) 674-1000
Fax: (312) 674-5116
Stadium: Comiskey Park (44,321)

Senior V.P., Major League Operations: Ron Schueler
Director of Baseball Operations: Daniel Evans
Field Manager: Terry Bevington
Director of Communications: Eric Webb (312) 674-5301
Assistant Director of Communications: Scott Reifert (312) 674-5302
Traveling Secretary: Glen Rosenbaum

White Sox hotel in Oakland: Marriott (510) 451-4000
A's hotel in Chicago: Westin (312) 943-7200

SERIES RESULTS (1968-96)

YEAR	HOME	ROAD	TOTALS	YEAR	HOME	ROAD	TOTALS
1968	4-5	4-5	8-10	1983	4-3	1-5	5-8
1969	6-3	4-5	10-8	1984	4-2	3-4	7-6
1970	7-2	9-0	16-2	1985	3-4	2-4	5-8
1971	1-8	6-3	7-11	1986	4-2	2-5	6-7
1972	6-3	2-4	8-7	1987	3-4	1-5	4-9
1973	6-3	6-3	12-6	1988	3-3	5-2	8-5
1974	7-2	4-5	11-7	1989	4-3	4-2	8-5
1975	6-3	3-6	9-9	1990	1-5	4-3	5-8
1976	6-3	3-5	9-8	1991	4-3	2-4	6-7
1977	3-5	2-5	5-10	1992	4-2	4-3	8-5
1978	3-4	5-3	8-7	1993	3-4	3-3	6-7
1979	3-4	1-5	4-9	1994	1-5	2-1	3-6
1980	3-3	4-3	7-6	1995	3-3	2-4	5-7
1981	2-5	4-2	6-7	1996	2-4	5-1	7-5
1982	1-5	3-4	4-9	Totals	107-105	100-104	207-209

Longest A's Winning Streak: 11, 6/20-9/7, 1970

Longest White Sox Winning Streak: 6, 5/15-24, 1979

Last A's Series Sweep: 7/22-24, 1996 at Chicago (3 games)

Last White Sox Series Sweep: 5/20-22, 1994 at Oakland (3 games)

A'S BATTING AND PITCHING IN NEW COMISKEY PARK

1996								CAREER								
BATTING	AVG	G	AB	H	HR	RBI		AVG	G	AB	H	HR	RBI			
Batista	.200	2	5	1	1	1		.200	2	5	1	1	1			
Battle	.300	3	10	3	0	1		.300	3	10	3	0	1			
Berroa	.250	5	24	6	2	5		.339	14	56	19	3	11			
Bournigal	.111	3	9	1	0	0		.111	3	9	1	0	0			
Brosius	.318	6	22	7	0	4		.295	16	44	13	1	8			
Canseco	.154	3	13	2	0	2		.214	19	70	15	6	16			
Gates	.333	3	12	4	0	4		.282	18	71	20	0	11			
Giambi	.276	6	29	8	1	4		.243	8	37	9	1	4			
Herrera	.071	3	14	1	0	0		.143	5	21	3	0	0			
McGwire	.462	3	13	6	2	3		.315	17	54	17	7	15			
Stairs	.500	3	6	3	0	1		.333	4	9	3	0	1			
Williams	.167	3	6	1	0	0		.286	6	14	4	1	3			
Young	.000	4	6	0	0	0		.000	4	6	0	0	0			
PITCHING	ERA	W	L	S	G	IP	H	ER	ERA	W	L	S	G	IP	H	ER
Acre	—	0	0	0	0	0.0	0	0	13.50	0	1	0	2	1.3	1	2
Groom	6.00	1	0	0	4	3.0	7	2	6.00	1	0	0	4	3.0	7	2
Johns	8.44	0	0	0	1	5.3	10	5	8.44	0	0	0	1	5.3	10	5
Johnson	0.00	0	0	0	1	1.0	1	0	7.94	1	1	0	6	5.7	6	5
Mohler	0.00	0	0	0	2	2.7	1	0	2.16	0	1	0	5	8.3	4	2
Montgomery	0.00	0	0	0	1	1.7	0	0	0.00	0	0	0	1	1.7	0	0
Prieto	3.00	0	0	0	1	6.0	5	2	4.22	0	0	0	2	10.7	14	5
Taylor	0.00	1	0	1	2	3.3	1	0	0.00	1	0	1	2	3.3	1	0
Wengert	5.40	1	1	0	2	8.3	9	5	5.40	1	1	0	2	8.3	9	5

Opponents

CLEVELAND INDIANS

Mailing Address:

 2401 Ontario Street
 Cleveland, OH 44115

Phone: (216) 420-4350

Fax: (216) 420-4396

Stadium: Jacobs Field (43,368)

Executive Vice President and General Manager: John Hart

Assistant General Manager: Dan O'Dowd

Field Manager: Mike Hargrove

Manager, Media Relations: Bart Swain (216) 420-4386

Assitant Director, Media Relations: Susie Gharrity (216) 420-4388

Traveling Secretary: Mike Seghi

Indians hotel in Oakland: 1st trip — Parc 55 (San Francisco) (415) 392-8000

2nd trip — Airport Hilton (510) 635-5000

A's hotel in Cleveland: Cleveland Marriott (216) 696-9200

SERIES RESULTS (1968-96)

YEAR	HOME	ROAD	TOTALS	YEAR	HOME	ROAD	TOTALS
1968	7-2	5-4	12-6	1983	1-5	4-2	5-7
1969	3-3	4-2	7-5	1984	2-4	3-3	5-7
1970	3-3	2-4	5-7	1985	5-1	4-2	9-3
1971	4-2	4-2	8-4	1986	2-4	0-6	2-10
1972	6-0	4-2	10-2	1987	4-2	4-2	8-4
1973	5-1	4-2	9-3	1988	5-1	3-3	8-4
1974	4-2	3-3	7-5	1989	4-2	6-0	10-2
1975	5-1	5-1	10-2	1990	5-1	3-3	8-4
1976	4-2	4-2	8-4	1991	3-3	4-2	7-5
1977	1-4	2-3	3-7	1992	3-3	3-3	6-6
1978	3-2	3-3	6-4	1993	2-4	2-4	4-8
1979	3-3	1-5	4-8	1994	0-3	0-3	0-6
1980	4-2	2-4	6-6	1995	0-3	0-4	0-7
1981	1-1	1-2	2-3	1996	4-2	2-4	6-6
1982	3-3	5-1	8-4	Totals	96-69	87-80	183-149

Longest A's Winning Streak: 10, 7/31/71-8/18/72

Longest Indians Winning Streak: 13, 5/27/94-7/23/95

Last A's Series Sweep: 8/28-30, 1992 at Oakland (3 games)

Last Indians Series Sweep: 7/21-23, 1995 at Oakland (3 games)

A'S BATTING AND PITCHING IN JACOBS FIELD

1996
BATTING

	AVG	G	AB	H	HR	RBI
Batista	.357	3	14	5	0	1
Berroa	.393	6	28	11	0	2
Bournigal	.400	3	5	2	0	0
Brosius	.231	3	13	3	0	1
Canseco	.333	5	18	6	1	4
Gates	.267	3	15	4	0	4
Giambi	.167	6	24	4	0	0
Herrera	.357	4	14	5	0	1
Leshner	.250	2	8	2	0	0
McGwire	.389	6	18	7	5	10
Molina	.250	1	4	1	0	1
Spiezio	.429	2	7	3	0	2
Stairs	.200	1	5	1	1	2
Williams	.000	2	4	0	0	0
Young	.176	5	17	3	1	4

CAREER

	AVG	G	AB	H	HR	RBI
Batista	.357	3	14	5	0	1
Berroa	.304	12	46	14	1	5
Bournigal	.400	3	5	2	0	0
Brosius	.206	10	34	7	1	2
Canseco	.279	17	68	19	1	12
Gates	.293	10	41	12	0	6
Giambi	.189	10	37	7	0	2
Herrera	.357	4	14	5	0	1
Leshner	.250	2	8	2	0	0
McGwire	.308	8	26	8	5	10
Molina	.250	1	4	1	0	1
Spiezio	.429	2	7	3	0	2
Stairs	.286	3	7	2	1	3
Williams	.125	4	8	1	0	0
Young	.125	8	24	3	1	4

PITCHING

	ERA	W	L	S	G	IP	H	ER	ERA	W	L	S	G	IP	H	ER
Acre	0.00	0	0	0	1	1.0	2	0	6.75	0	0	0	4	4.0	9	3
Adams	6.00	0	0	0	1	6.0	7	4	6.00	0	0	0	1	6.0	7	4
Chouinard	11.25	0	0	0	1	4.0	7	5	11.25	0	0	0	1	4.0	7	5
Groom	3.00	0	0	0	4	3.0	2	1	3.00	0	0	0	4	3.0	2	1
Johns	9.64	0	1	0	3	4.7	9	5	9.64	0	1	0	3	4.7	9	5
Mohler	0.00	0	0	1	4	6.3	2	0	0.00	0	0	1	4	6.3	2	0
Montgomery	4.50	1	0	0	1	2.0	2	1	4.50	1	0	0	1	2.0	2	1
Prieto	—	0	0	0	0	0.0	0	0	1.13	0	1	0	1	8.0	4	1
Small	17.18	0	1	0	1	3.7	7	7	17.18	0	1	0	1	3.7	7	7
Taylor	27.00	0	0	0	2	0.7	2	2	10.80	0	0	0	3	1.7	2	2
Telgheder	7.94	0	0	0	1	5.7	10	5	7.94	0	0	0	1	5.7	10	5
Wengert	14.73	0	1	0	1	3.7	8	6	11.57	0	1	0	2	4.7	10	6
Witasick	9.00	0	0	0	1	1.0	1	1	9.00	0	0	0	1	1.0	1	1

DETROIT TIGERS

Mailing Address:

 2121 Trumbull
 Detroit, MI 48216

Phone: (313) 962-4000

Fax: (313) 965-2138

Stadium: Tiger Stadium (46,945)

General Manager: Randy Smith

Assistant General Manager: Steve Lubratick

Field Manager: Buddy Bell

Director of Public Relations: Tyler Barnes (313) 965-2113

Assistant Director of Public Relations: David Matheson (313) 965-2349

Traveling Secretary: Bill Brown

Tigers hotel in Oakland: Marriott (510) 451-4000

A's hotel in Detroit: The Atheneum (313) 962-2323

SERIES RESULTS (1968-96)

YEAR	HOME	ROAD	TOTALS	YEAR	HOME	ROAD	TOTALS
1968	3-6	2-7	5-13	1984	3-3	0-6	3-9
1969	3-3	2-4	5-7	1985	2-4	2-4	4-8
1970	3-3	3-3	6-6	1986	4-2	2-4	6-6
1971	4-2	4-2	8-4	1987	4-2	3-3	7-5
1972	4-2	4-2	8-4	1988	4-2	4-2	8-4
1973	4-2	1-5	5-7	1989	4-2	4-2	8-4
1974	3-3	4-2	7-5	1990	4-2	2-4	6-6
1975	2-4	4-2	6-6	1991	4-2	4-2	8-4
1976	4-2	2-4	6-6	1992	4-2	2-4	6-6
1977	3-2	2-3	5-5	1993	3-3	1-5	4-8
1978	2-3	2-3	4-6	1994	3-0	1-5	4-5
1979	2-4	3-3	5-7	1995	2-0	1-2	3-2
1980	4-2	2-4	6-6	1996	3-3*	5-1	8-4
1981	2-1	0-0	2-1	Totals	93-72*	69-97	162-169
1982	2-4	1-5	3-9				
1983	4-2	2-4	6-6				

*includes 2-2 in Las Vegas

Longest A's Winning Streak: 7, 9/6/86-5/9/87

Longest Tigers Winning Streak: 6, 5/18-30, 1982 and 9/2-15, 1968

Last A's Series Sweep: 6/17-19, 1996 at Detroit (3 games)

Last Tigers Series Sweep: 5/10-12, 1994 at Detroit (3 games)

A'S BATTING AND PITCHING IN TIGER STADIUM

1996							CAREER						
BATTING	AVG	G	AB	H	HR	RBI	AVG	G	AB	H	HR	RBI	
Batista	.625	3	8	5	1	1	.625	3	8	5	1	1	
Battle	.100	3	10	1	0	0	.100	3	10	1	0	0	
Berroa	.333	6	27	9	2	6	.305	15	59	18	3	9	
Bournigal	.350	5	20	7	0	2	.350	5	20	7	0	2	
Brosius	.500	3	10	5	2	3	.288	21	66	19	3	9	
Canseco	.227	7	22	5	1	4	.257	53	206	51	9	30	
Gates	.333	3	9	3	0	1	.333	13	45	15	2	7	
Giambi	.368	5	19	7	3	6	.310	8	29	9	3	9	
Herrera	.100	3	10	1	0	0	.100	3	10	1	0	0	
McGwire	.200	5	15	3	3	6	.296	44	159	47	21	46	
Stairs	—	0	0	0	0	0	.000	2	3	0	0	0	
Williams	.125	3	8	1	1	1	.125	3	8	1	1	1	
Young	.263	6	19	5	1	2	.261	9	23	6	1	2	

PITCHING							CAREER									
	ERA	W	L	S	G	IP	H	ER	ERA	W	L	S	G	IP	H	ER
Acre	—	0	0	0	0	0.0	0	0	15.00	0	0	0	4	3.0	3	5
Chouinard	5.06	0	0	0	1	5.3	10	3	5.06	0	0	0	1	5.3	10	3
Groom	0.00	0	0	0	1	1.3	0	0	0.00	0	0	0	1	1.3	0	0
Johns	13.50	0	1	0	1	4.0	6	6	13.50	0	1	0	1	4.0	6	6
Johnson	81.00	0	0	0	1	0.3	2	3	40.50	1	0	0	2	0.7	3	3
Karsay	—	0	0	0	0	0.0	0	0	11.57	0	1	0	1	4.7	9	6
Mohler	3.38	0	0	0	2	2.7	2	1	10.45	0	0	0	6	10.3	16	12
Montgomery	0.00	0	0	0	1	1.3	1	0	0.00	0	0	0	1	1.3	1	0
Small	27.00	0	0	0	1	2.0	5	6	27.00	0	0	0	1	2.0	5	6
Taylor	0.00	0	0	3	3	3.7	0	0	1.69	0	1	3	4	5.3	2	1
Wengert	0.00	0	0	0	1	0.3	0	0	2.08	0	0	0	3	4.3	2	1

Opponents

KANSAS CITY ROYALS

Mailing Address:
 P.O. Box 419969
 Kansas City, MO 64141-6969
Phone: (816) 921-2200
Fax: (816) 921-5775
Stadium: Kauffman Stadium (40,625)

Executive V.P. & General Manager: Herk Robinson
Assistant General Manager: Jay Hinrichs
Field Manager: Bob Boone
Manager-Media Relations: Steve Fink (816) 921-8154
Traveling Secretary: David Witly

Royals hotel in Oakland: 1st trip — Marriott (510) 451-4000
 2nd trip — Airport Hilton (510) 635-5000
A's hotel in Kansas City: Ritz Carlton (816) 756-1500

SERIES RESULTS (1969-96)

YEAR	HOME	ROAD	TOTALS	YEAR	HOME	ROAD	TOTALS
1969	4-5	6-3	10-8	1984	4-2	4-3	8-5
1970	7-2	4-5	11-7	1985	3-4	2-4	5-8
1971	7-2	6-3	13-5	1986	2-4	3-4	5-8
1972	7-2	4-5	11-7	1987	3-4	5-1	8-5
1973	6-3	4-5	10-8	1988	2-4	3-4	5-8
1974	7-2	3-6	10-8	1989	4-3	2-4	6-7
1975	8-1	3-6	11-7	1990	5-1	4-3	9-4
1976	5-4	4-5	9-9	1991	4-3	3-3	7-6
1977	5-3	1-6	6-9	1992	5-1	4-3	9-4
1978	3-4	2-6	5-10	1993	5-2	2-4	7-6
1979	3-4	1-5	4-9	1994	1-2	2-5	3-7
1980	4-2	3-4	7-6	1995	3-4	5-1	8-5
1981	1-2	2-1	3-3	1996	5-1	2-4	7-5
1982	3-3	3-4	6-7	Totals	120-77	89-111	209-188
1983	4-3	2-4	6-7				

Longest A's Winning Streak: 5, 9/28/71-4/19/72 and 9/4-12, 1970

Longest Royals Winning Streak: 8, 9/4/78-6/18/79

Last A's Series Sweep: 9/6-8, 1996 at Oakland (3 games)

Last Royals Series Sweep: 8/1-4, 1994 at Kansas City (4 games)

A'S BATTING AND PITCHING IN KAUFFMAN STADIUM

1996								CAREER							
BATTING	AVG	G	AB	H	HR	RBI		AVG	G	AB	H	HR	RBI		
Batista	.500	2	4	2	0	0		.500	2	4	2	0	0		
Battle	.077	3	13	1	0	0		.077	3	13	1	0	0		
Berroa	.125	6	24	3	0	1		.167	15	60	10	1	5		
Bournigal	.222	4	9	2	0	0		.222	4	9	2	0	0		
Brosius	.267	5	15	4	0	1		.239	22	71	17	0	9		
Canseco	.333	3	12	4	2	3		.284	52	211	60	12	35		
Gates	.125	3	8	1	0	2		.304	16	56	17	1	8		
Giambi	.217	6	23	5	1	3		.364	9	33	12	4	8		
Herrera	.250	3	12	3	0	0		.304	6	23	7	0	1		
McGwire	.154	5	13	2	0	0		.278	49	169	47	6	26		
Stairs	.167	3	6	1	0	0		.235	6	17	4	1	3		
Williams	.200	4	10	2	0	0		.286	7	21	6	1	6		
Young	.286	4	7	2	0	1		.200	6	10	2	0	1		

PITCHING								CAREER								
	ERA	W	L	S	G	IP	H	ER	ERA	W	L	S	G	IP	H	ER
Acre	—	0	0	0	0	0.0	0	0	0.00	0	0	0	4	3.3	2	0
Groom	0.00	0	0	1	3	4.7	3	0	0.00	0	0	1	3	4.7	3	0
Johns	0.00	0	0	0	1	4.3	3	0	0.00	0	0	0	1	4.3	3	0
Mohler	6.75	0	0	0	2	1.3	2	1	5.40	0	0	1	7	6.7	5	4
Prieto	3.21	0	2	0	2	14.0	14	5	3.21	0	2	0	2	14.0	14	5
Taylor	0.00	0	0	1	1	1.0	0	0	10.80	0	0	1	2	1.7	1	2
Wengert	1.42	1	0	0	1	6.3	4	1	1.42	1	0	0	1	6.3	4	1

MILWAUKEE BREWERS

Mailing Address:
P.O. Box 3099
Milwaukee, WI 53201-3099
Phone: (414) 933-4114
Fax: (414) 933-7323
Stadium: County Stadium (53,192)

Senior V.P., Baseball Operations: Sal Bando
Field Manager: Phil Garner
Assistant General Manager: Fred Stanley
Director - Media Relations: Jon Greenberg (414) 933-6975
Manager - Baseball Information: Steve Gilbert (414) 933-6975
Traveling Secretary: Steve Ethier

Brewers hotel in Oakland: Marriott (510) 451-4000
A's hotel in Milwaukee: Pfister (414) 273-8222

SERIES RESULTS (1970-96)

YEAR	HOME	ROAD	TOTALS	YEAR	HOME	ROAD	TOTALS
1970	6-3	4-5	10-8	1984	4-2	4-2	8-4
1971	7-2	8-1	15-3	1985	4-2	5-1	9-3
1972	4-2	4-2	8-4	1986	5-1	2-4	7-5
1973	4-2	4-2	8-4	1987	3-3	3-3	6-6
1974	4-2	3-3	7-5	1988	4-2	5-1	9-3
1975	3-3	4-2	7-5	1989	4-2	3-3	7-5
1976	5-1	2-4	7-5	1990	5-1	2-4	7-5
1977	3-2	2-3	5-5	1991	3-3	1-5	4-8
1978	0-5	1-4	1-9	1992	3-3	2-4	5-7
1979	4-2	2-4	6-6	1993	5-1	0-6	5-7
1980	2-4	3-3	5-7	1994	1-2	0-2	1-4
1981	2-1	0-3	2-4	1995	1-3	1-4	2-7
1982	2-4	3-3	5-7	1996	3-3	2-4	5-7
1983	4-2	2-4	6-6	Totals	95-63	72-86	167-149

Longest A's Winning Streak: 9, 10/1/70-6/20/71

Longest Brewers Winning Streak: 8, 6/16/91-6/8/92 and 5/30/78-5/18/79

Last A's Series Sweep: 8/16-18, 1993 at Oakland (3 games)

Last Brewers Series Sweep: 8/24-26, 1993 at Milwaukee (4 games)

A'S BATTING AND PITCHING IN COUNTY STADIUM

1996 PLAYER	1996						CAREER					
	AVG	G	AB	H	HR	RBI	AVG	G	AB	H	HR	RBI
Batista	—	1	0	0	0	0	—	1	0	0	0	0
Battle	.500	2	4	2	0	2	.500	2	4	2	0	2
Berroa	.269	6	26	7	2	5	.234	16	47	11	2	8
Bournigal	.313	4	16	5	0	2	.313	4	16	5	0	2
Brosius	.143	2	7	1	0	0	.184	13	38	7	0	0
Canseco	—	0	0	0	0	0	.274	45	168	46	9	36
Gates	.385	4	13	5	0	2	.229	14	48	11	0	5
Giambi	.190	6	21	4	0	3	.185	8	27	5	0	4
Herrera	.263	4	19	5	0	2	.263	4	19	5	0	2
McGwire	.400	4	15	6	1	3	.307	44	150	46	11	37
Stairs	.000	1	1	0	0	0	.333	3	6	2	0	1
Williams	.250	4	4	1	1	1	.250	4	4	1	1	1
Young	.409	6	22	9	2	11	.391	7	23	9	2	11

PITCHING	1996								CAREER							
	ERA	W	L	S	G	IP	H	ER	ERA	W	L	S	G	IP	H	ER
Acre	—	0	0	0	0	0.0	0	0	1.93	0	0	0	3	4.7	5	1
Groom	0.00	0	0	0	2	2.3	0	0	0.00	0	0	0	2	2.3	0	0
Johns	6.00	1	0	0	2	12.0	12	8	6.00	1	0	0	2	12.0	12	8
Johnson	0.00	0	0	0	1	0.7	0	0	13.50	0	0	0	2	0.7	2	1
Mohler	54.00	0	0	1	2	0.7	5	4	8.00	0	1	1	4	9.0	8	8
Montgomery	10.80	0	0	0	2	3.3	4	4	10.80	0	0	0	2	3.3	4	4
Small	0.00	0	0	0	1	2.0	1	0	0.00	0	0	0	1	2.0	1	0
Taylor	3.00	1	0	0	2	3.0	1	1	1.69	1	0	0	4	5.3	1	1
Wengert	13.50	0	1	0	1	4.7	9	7	9.00	0	2	0	3	9.0	14	9

Opponents

MINNESOTA TWINS

Mailing Address:

34 Kirby Puckett Place
Minneapolis, MN 55415

Phone: (612) 375-1366

Fax: (612) 375-7473

Stadium: Metrodome (48,678)

Vice President/General Manager: Terry Ryan

Vice President/Assistant General Manager: Bill Smith

Field Manager: Tom Kelly

Manager of Media Relations: Sean Harlin (612) 375-7470

Assistant Manager of Media Relations: Brad Smith (612) 375-7489

Traveling Secretary: Remzi Kiralti

Twins hotel in Oakland: Airport Hilton (510) 635-5000

A's hotel in Minnesota: Hyatt Regency (612) 370-1234

SERIES RESULTS (1968-96)

YEAR	HOME	ROAD	TOTALS	YEAR	HOME	ROAD	TOTALS
1968	6-3	4-5	10-8	1983	4-2	5-2	9-4
1969	3-6	2-7	5-13	1984	4-3	1-5	5-8
1970	2-7	3-6	5-13	1985	3-1	2-7	5-8
1971	5-4	5-4	10-8	1986	4-3	3-3	7-6
1972	6-2	3-6	9-8	1987	3-3	0-7	3-10
1973	2-7	2-7	4-14	1988	4-3	4-2	8-5
1974	7-2	6-3	13-5	1989	4-2	3-4	7-6
1975	6-3	6-3	12-6	1990	5-2	2-4	7-6
1976	6-3	1-8	7-11	1991	3-3	2-5	5-8
1977	4-3	2-5	6-8	1992	4-3	4-2	8-5
1978	3-5	3-4	6-9	1993	1-5	4-3	5-8
1979	2-4	2-5	4-9	1994	2-2	3-0	5-2
1980	5-2	2-4	7-6	1995	4-2	3-3	7-5
1981	3-0	5-2	8-2	1996	4-2	3-4	7-6
1982	5-2	5-1	10-3	Totals	114-89	90-121	204-210

Longest A's Winning Streak: 9, 8/13/80-4/22/81

Longest Twins Winning Streak: 8, 8/11/78-5/28/79

Last A's Series Sweep: 5/10-12, 1996 at Oakland (3 games)

Last Twins Series Sweep: 8/13-15, 1993 at Oakland (4 games)

A'S BATTING AND PITCHING IN METRODOME

1996							CAREER						
BATTING	AVG	G	AB	H	HR	RBI	AVG	G	AB	H	HR	RBI	
Batista	.267	5	15	4	0	1	.267	5	15	4	0	1	
Berroa	.273	7	22	6	2	4	.407	16	59	24	6	18	
Bournigal	.500	1	4	2	0	0	.500	1	4	2	0	0	
Brosius	.000	3	12	0	0	0	.302	17	63	19	1	12	
Canseco	.300	3	10	3	0	2	.245	49	200	49	13	35	
Gates	.167	4	18	3	1	3	.263	19	76	20	2	9	
Giambi	.267	7	30	8	0	2	.268	11	41	11	0	3	
Herrera	.222	4	9	2	0	2	.222	4	9	2	0	2	
Leshar	.375	2	8	3	1	3	.375	2	8	3	1	3	
McGwire	.222	6	18	4	2	3	.272	48	162	44	13	30	
Stairs	.200	2	5	1	1	1	.235	6	17	4	1	1	
Williams	.333	2	3	1	1	4	.200	4	10	2	1	4	
Young	.185	7	27	5	1	5	.185	7	27	5	1	5	

PITCHING																
	ERA	W	L	S	G	IP	H	ER	ERA	W	L	S	G	IP	H	ER
Acre	—	0	0	0	1	0.0	1	1	4.50	1	0	0	4	4.0	3	2
Adams	12.27	0	1	0	1	3.7	7	5	12.27	0	1	0	1	3.7	7	5
Chouinard	0.00	0	0	0	1	2.7	3	0	0.00	0	0	0	1	2.7	3	0
Groom	0.00	0	0	0	3	3.0	1	0	0.00	0	0	0	3	3.0	1	0
Johns	0.00	0	0	0	1	0.3	0	0	0.00	0	0	0	1	0.3	0	0
Johnson	—	0	0	0	0	0.0	0	0	0.00	0	0	0	2	1.7	2	0
Karsay	—	0	0	0	0	0.0	0	0	1.38	2	0	0	2	13.0	10	2
Mohler	7.71	0	1	0	2	2.3	2	2	5.40	1	1	0	3	3.3	2	2
Prieto	2.25	0	0	0	1	8.0	8	2	4.40	0	1	0	2	14.3	17	7
Taylor	9.00	0	0	0	2	2.0	5	2	6.75	0	0	1	3	2.7	5	2
Telgheder	0.00	1	0	0	1	9.0	3	0	0.00	1	0	0	1	9.0	3	0
Wengert	5.40	0	1	0	1	6.7	9	4	4.70	0	1	0	2	7.7	10	4

NEW YORK YANKEES

Mailing Address:

Yankee Stadium

Bronx, NY 10451

Phone: (718) 293-4300

Fax: (718) 293-8414

Stadium: Yankee Stadium (57,545)

Vice President, General Manager: Bob Watson

Assistant General Manager: Brian Cashman

Field Manager: Joe Torre

Senior Advisor, Media Relations: Arthur Richman (718) 579-4455

Director, Media Relations: Rick Cerrone (718) 579-4456

Traveling Secretary: David Szen

Yankees hotel in Oakland: 1st trip — Marriott (510) 451-4000

2nd trip — Parc 55 (San Francisco) (415) 392-8000

A's hotel in New York: Grand Hyatt (212) 883-1234

SERIES RESULTS (1968-96)

YEAR	HOME	ROAD	TOTALS	YEAR	HOME	ROAD	TOTALS
1968	2-7	6-3	8-10	1983	2-4	2-4	4-8
1969	5-1	1-5	6-6	1984	3-3	1-5	4-8
1970	4-2	2-4	6-6	1985	4-2	1-5	5-7
1971	2-4	5-1	7-5	1986	4-2	3-3	7-5
1972	4-2	5-1	9-3	1987	4-2	3-3	7-5
1973	5-1	3-3	8-4	1988	4-2	2-4	6-6
1974	3-3	2-4	5-7	1989	4-2	5-1	9-3
1975	3-3	3-3	6-6	1990	6-0	6-0	12-0
1976	2-4	4-2	6-6	1991	3-3	3-3	6-6
1977	1-4	1-5	2-9	1992	4-2	2-4	6-6
1978	2-3	0-5	2-8	1993	4-2	2-4	6-6
1979	1-5	2-4	3-9	1994	2-4	3-3	5-7
1980	3-3	1-5	4-8	1995	5-1	4-3	9-4
1981	2-2	1-2	3-4	1996	1-5	2-4	3-9
1982	3-3	2-4	5-7	Totals	92-81	77-97	169-178

Longest A's Winning Streak: 16, 9/9/89 to 5/1/91

Longest Yankees Winning Streak: 8, 7/16/93-4/30/94 and 6/12/78-4/24/79

Last A's Series Sweep: 8/21-23, 1995 at Oakland (3 games)

Last Yankees Series Sweep: 5/31-6/2, 1996 at Oakland (3 games)

A'S BATTING AND PITCHING IN YANKEE STADIUM

1996							CAREER						
BATTING	AVG	G	AB	H	HR	RBI	AVG	G	AB	H	HR	RBI	
Batista	.308	3	13	4	0	1	.308	3	13	4	0	1	
Battle	.000	2	5	0	0	0	.000	2	5	0	0	0	
Berroa	.429	6	21	9	3	4	.373	18	67	25	9	23	
Bournigal	.167	5	6	1	0	0	.167	5	6	1	0	0	
Brosius	.286	3	14	4	0	1	.175	17	57	10	2	7	
Canseco	.100	6	20	2	0	3	.254	61	224	57	15	51	
Gates	.500	2	4	2	0	0	.274	15	62	17	0	7	
Giambi	.222	5	18	4	0	1	.182	6	22	4	0	1	
Herrera	.375	4	8	3	0	1	.385	6	13	5	0	1	
Leshner	.333	1	3	1	0	1	.333	1	3	1	0	1	
McGwire	.421	5	19	8	2	6	.240	58	204	49	14	35	
Molina	.400	2	5	2	0	0	.400	2	5	2	0	0	
Stairs	.333	3	3	1	1	1	.250	4	4	1	1	1	
Williams	.500	1	4	2	0	1	.500	1	4	2	0	1	
Young	.190	6	21	4	0	2	.190	6	21	4	0	2	

PITCHING								CAREER								
ERA	W	L	S	G	IP	H	ER	ERA	W	L	S	G	IP	H	ER	
Acre	0.00	0	0	1	3	2.7	4	0	1.08	0	0	1	7	8.3	7	1
Adams	4.05	0	0	0	1	6.7	8	3	4.05	0	0	0	1	6.7	8	3
Groom	9.82	0	0	0	2	3.7	9	4	9.82	0	0	0	2	3.7	9	4
Johns	2.70	0	0	0	1	6.7	3	2	2.70	0	0	0	1	6.7	3	2
Johnson	—	0	0	0	0	0.0	0	0	3.86	0	0	0	2	2.3	2	1
Mohler	2.08	1	0	1	4	4.3	4	1	2.08	2	1	1	9	8.7	6	2
Taylor	6.75	0	1	0	2	1.3	1	1	1.93	0	1	0	6	4.7	1	1
Teigheder	5.06	0	1	0	1	5.3	5	3	5.06	0	1	0	1	5.3	5	3
Wengert	20.25	0	1	0	1	1.3	4	3	13.50	0	1	0	2	2.0	5	3

SEATTLE MARINERS

Mailing Address:

P.O. Box 4100

Seattle, WA 98104

Phone: (206) 628-3555

Fax: (206) 628-3340

Stadium: Kingdome (59,158)

Vice President of Baseball Operations: Woody Woodward

Director of Baseball Administration: Lee Pelekoudas

Field Manager: Lou Piniella

Director of Public Relations: Dave Aust (206) 343-4608

Asst. Dir. of Public Relations: Tim Hevly (206) 343-4623

Traveling Secretary: Craig Detwiler

Mariners hotel in Oakland: Parc 55 (San Francisco) (415) 392-8000

A's hotel in Seattle: 6/23-25—Crowne Plaza (206) 464-1980

9/26-28—Cavanaugh's Inn (206) 971-8000

SERIES RESULTS (1977-96)

YEAR	HOME	ROAD	TOTALS	YEAR	HOME	ROAD	TOTALS
1977	3-4	4-4	7-8	1988	5-2	4-2	9-4
1978	7-1	6-1	13-2	1989	5-1	4-3	9-4
1979	5-1	3-4	8-5	1990	4-3	5-1	9-4
1980	4-3	4-2	8-5	1991	6-0	0-7	6-7
1981	3-1	3-0	6-1	1992	7-0	5-1	12-1
1982	4-3	2-4	6-7	1993	3-3	6-1	9-4
1983	4-2	5-2	9-4	1994	2-2	2-1	4-3
1984	6-1	2-4	8-5	1995	5-2	2-4	7-6
1985	5-1	3-4	8-5	1996	5-2	3-3	8-5
1986	5-2	5-1	10-3	Totals	91-37	70-54	161-91
1987	3-3	2-5	5-8				

Longest A's Winning Streak: 11, 6/22-9/18, 1992

Longest Mariners Winning Streak: 4, 8/12-15, 1991 and 5/9/84-7/29/84

Last A's Series Sweep: 5/9-11, 1995 at Oakland (3 games)

Last Mariners Series Sweep: 9/22-24, 1995 at Seattle (3 games)

A'S BATTING AND PITCHING IN THE KINGDOME

1996

BATTING

	AVG	G	AB	H	HR	RBI	CAREER	AVG	G	AB	H	HR	RBI
Batista	.333	5	18	6	1	2	.333	5	18	6	1	2	
Berroa	.240	6	25	6	0	3	.220	12	50	11	0	6	
Bournigal	.308	4	13	4	0	2	.308	4	13	4	0	2	
Brosius	.238	6	21	5	0	2	.233	19	60	14	1	4	
Canseco	.118	4	17	2	1	4	.232	50	198	46	9	37	
Gates	—	0	0	0	0	0	.411	16	56	23	0	11	
Giambi	.381	5	21	8	0	3	.320	6	25	8	0	3	
Herrera	.313	5	16	5	2	3	.294	8	17	5	2	3	
Leshner	.143	3	7	1	0	2	.143	3	7	1	0	2	
McGwire	.350	6	20	7	3	10	.237	46	156	37	13	34	
Spiezio	.250	2	4	1	1	3	.250	2	4	1	1	3	
Stairs	.000	1	3	0	0	0	.000	1	3	0	0	0	
Williams	.500	1	2	1	0	0	.500	1	2	1	0	0	
Young	.182	5	11	2	0	0	.182	5	11	2	0	0	

PITCHING

	ERA	W	L	S	G	IP	H	ER	CAREER	ERA	W	L	S	G	IP	H	ER
Acre	0.00	0	0	0	2	2.0	3	0	9.00	0	1	0	5	5.0	9	5	
Chouinard	3.52	0	0	0	2	7.7	7	3	3.52	0	0	0	2	7.7	7	3	
Groom	2.08	0	0	0	3	4.3	2	1	2.08	0	0	0	3	4.3	2	1	
Johns	12.00	0	0	0	2	6.0	12	8	12.19	0	1	0	3	10.3	18	14	
Johnson	—	0	0	0	0	0.0	0	0	5.40	0	0	0	2	1.7	1	1	
Karsay	—	0	0	0	0	0.0	0	0	0.00	1	0	0	1	5.7	4	0	
Mohler	6.75	2	0	0	3	2.7	6	2	5.79	2	0	0	7	4.7	8	3	
Prieto	12.46	0	0	0	1	4.3	6	6	8.53	0	0	0	2	6.3	7	6	
Small	0.00	0	0	0	1	1.3	2	0	0.00	0	0	0	1	1.3	2	0	
Taylor	0.00	0	0	2	3	4.3	3	0	0.00	0	0	2	4	5.3	4	0	
Telgheder	20.25	0	1	0	1	2.7	6	6	20.25	0	1	0	1	2.7	6	6	
Wengert	12.27	1	1	0	2	7.3	13	10	12.27	1	1	0	2	7.3	13	10	

TEXAS RANGERS

Mailing Address:

P.O. Box 90111
 Arlington, TX 76004
 Phone: (817) 273-5222
 Fax: (817) 273-5206

Vice President/General Manager: Doug Melvin

Field Manager: Johnny Oates

Vice President, Public Relations: John Blake (817) 273-5208

Assistant Director, Public Relations: Charley Green (817) 273-5204

Traveling Secretary: Dan Schimek

Stadium: The Ballpark in Arlington (49,166)

Rangers hotel in Oakland: 1st trip — Marriott (510) 451-4000

2nd trip — Airport Hilton (510) 635-5000

A's hotel in Texas: Arlington Marriott (817) 261-8200

SERIES RESULTS (1972-96)

YEAR	HOME	ROAD	TOTALS	YEAR	HOME	ROAD	TOTALS
1972	4-2	7-2	11-4	1985	3-4	3-3	6-7
1973	7-2	4-5	11-7	1986	2-4	1-6	3-10
1974	3-6	5-4	8-10	1987	3-4	3-3	6-7
1975	6-3	6-3	12-6	1988	4-2	4-3	8-5
1976	4-5	3-6	7-11	1989	4-3	4-2	8-5
1977	2-6	0-7	2-13	1990	3-3	5-2	8-5
1978	4-2	2-7	6-9	1991	2-5	2-4	4-9
1979	1-6	1-5	2-11	1992	4-2	5-2	9-4
1980	3-3	4-3	7-6	1993	4-3	1-5	5-8
1981	2-1	2-1	4-2	1994	3-3	4-0	7-3
1982	3-3	2-5	5-8	1995	3-4	2-4	5-8
1983	2-5	0-6	2-11	1996	3-3	4-3	7-6
1984	5-1	3-4	8-5	Totals	84-85	77-95	161-180

Longest A's Winning Streak: 8, 6/12-9/29, 1992 and 6/23-9/26, 1984

Longest Rangers Winning Streak: 13, 7/6/77-5/18/78

Last A's Series Sweep: 8/5-7, 1994 at Oakland (3 games)

Last Rangers Series Sweep: 5/16-18, 1994 at Oakland (3 games)

A'S BATTING AND PITCHING IN THE BALLPARK IN ARLINGTON

1996							CAREER						
BATTING	AVG	G	AB	H	HR	RBI	AVG	G	AB	H	HR	RBI	
Batista	.167	2	6	1	0	0	.167	2	6	1	0	0	
Battle	.200	2	10	2	1	2	.200	2	10	2	1	2	
Berroa	.320	6	25	8	1	4	.354	16	65	23	2	10	
Bournigal	.250	4	16	4	0	2	.250	4	16	4	0	2	
Brosius	.560	7	25	14	2	6	.422	13	45	19	2	6	
Canseco	.318	6	22	7	1	5	.275	68	258	71	21	60	
Gates	.000	3	12	0	0	1	.113	13	53	6	1	7	
Giambi	.379	7	29	11	2	5	.379	7	29	11	2	5	
Herrera	.077	4	13	1	0	1	.059	6	17	1	0	1	
McGwire	.267	4	15	4	3	4	.333	12	36	12	6	10	
Stairs	.400	4	5	2	0	0	.400	4	5	2	0	0	
Williams	.000	3	6	0	0	0	.000	5	7	0	0	0	
Young	.286	6	21	6	0	0	.286	6	21	6	0	0	

PITCHING												
ERA	W	L	S	G	IP	H	ER	ERA	W	L	S	G
Acre	—	0	0	0	0	0.0	0	0.00	1	0	0	3
Chouinard	14.54	0	0	0	1	4.3	8	7	14.54	0	0	1
Groom	0.00	1	0	0	4	3.7	5	0	0.00	1	0	4
Johns	10.38	0	1	0	2	8.7	13	10	10.38	0	1	2
Mohler	1.23	1	0	1	4	7.3	4	1	1.23	1	0	5
Prieto	—	0	0	0	0	0.0	0	0	0.00	0	0	1
Small	2.45	0	0	0	1	3.7	2	1	2.45	0	0	1
Taylor	0.00	0	0	1	3	2.0	1	0	2.08	0	0	5
Telgheder	7.20	0	0	0	1	5.0	9	4	7.20	0	0	1
Wengert	2.79	0	0	0	2	9.7	11	3	4.22	0	0	3

TORONTO BLUE JAYS

Mailing Address:
 1 Blue Jays Way, Suite 3200
 Toronto, Ontario M5V 1J1
Phone: (416) 341-1000
Fax: (416) 341-1250
Stadium: SkyDome (50,516)

Vice President & General Manager: Gord Ash
Assistant General Managers: Bob Engle and Tim McCleary
Field Manager: Cito Gaston
Director, Public Relations: Howard Starkman (416) 341-1255
Assistant Director, Public Relations: Jay Stenhouse (416) 341-1248
Traveling Secretary: John Brioux

Blue Jays hotel in Oakland: Parc 55 (San Francisco) (415) 392-8000
A's hotel in Toronto: Hilton (416) 869-3456

SERIES RESULTS (1977-96)

YEAR	HOME	ROAD	TOTALS	YEAR	HOME	ROAD	TOTALS
1977	2-3	5-0	7-3	1989	4-2	3-3	7-5
1978	5-0	2-4	7-4	1990	2-4	5-1	7-5
1979	2-4	2-4	4-8	1991	3-3	3-3	6-6
1980	4-2	4-2	8-4	1992	3-3	3-3	6-6
1981	6-0	4-2	10-2	1993	1-5	4-2	5-7
1982	0-6	3-3	3-9	1994	2-1	3-0	5-1
1983	4-2	2-4	6-6	1995	2-3	1-4	3-7
1984	2-4	2-4	4-8	1996	1-5*	3-3	4-8
1985	2-4	3-3	5-7	Totals	56-58*	65-50	121-108
1986	5-1	3-3	8-4				
1987	3-3	4-2	7-5				
1988	3-3	6-0	9-3				

*includes 0-2 in Las Vegas

Longest A's Winning Streak: 9, 7/22/80-5/24/81
Longest Blue Jays Winning Streak: 8, 6/18-9/15, 1982
Last A's Series Sweep: 5/30-6/1, 1994 at Toronto (3 games)
Last Blue Jays Series Sweep: 8/30-9/1, 1993 at Oakland (3 games)

A'S BATTING AND PITCHING IN THE SKYDOME

1996 PLAYER	1996						CAREER					
	AVG	G	AB	H	HR	RBI	AVG	G	AB	H	HR	RBI
Batista	.000	2	4	0	0	0	.000	2	4	0	0	0
Battle	.000	2	2	0	0	0	.000	2	2	0	0	0
Berroa	.250	6	24	6	1	2	.259	13	54	14	3	10
Bournigal	.200	4	10	2	0	2	.200	4	10	2	0	2
Brosius	.318	6	22	7	0	2	.250	23	72	18	2	11
Canseco	.417	3	12	5	1	3	.256	32	125	32	12	36
Gates	.500	2	8	4	0	2	.302	15	63	19	0	15
Giambi	.240	6	25	6	1	2	.364	8	33	12	1	3
Herrera	.000	4	9	0	0	0	.000	4	9	0	0	0
McGwire	.250	3	8	2	2	2	.202	27	89	18	6	12
Stairs	.250	3	8	2	1	1	.222	4	9	2	1	1
Williams	.000	1	3	0	0	0	.286	2	7	2	0	0
Young	.182	6	22	4	1	5	.214	9	28	6	1	6

PITCHING	1996								CAREER							
	ERA	W	L	S	G	IP	H	ER	ERA	W	L	S	G	IP	H	ER
Acre	—	0	0	0	0	0.0	0	0	0.00	1	0	0	3	4.3	0	0
Adams	3.68	0	0	0	1	7.3	4	3	3.68	0	0	0	1	7.3	4	3
Groom	0.00	1	0	0	2	2.3	1	0	0.00	1	0	0	2	2.3	1	0
Johnson	0.00	0	0	0	5	6.3	2	0	0.00	0	0	0	5	6.3	2	0
Karsay	—	0	0	0	0	0.0	0	0	5.07	0	0	0	1	5.3	5	3
Mohler	1.35	1	0	0	3	6.7	3	1	3.12	1	0	0	4	8.7	4	3
Prieto	4.91	1	1	0	2	11.0	12	6	10.38	1	2	0	3	13.0	19	15
Taylor	0.00	0	0	1	1	1.0	0	0	0.00	0	0	1	3	2.3	2	0
Telgheder	1.50	0	0	0	1	6.0	8	1	1.50	0	0	0	1	6.0	8	1
Wengert	0.00	0	0	0	1	2.0	1	0	0.00	0	0	0	2	4.0	3	0
Witasick	18.00	0	1	0	1	1.0	1	2	18.00	0	1	0	1	1.0	1	2

COLORADO ROCKIES

Mailing Address:

2001 Blake Street
Denver, CO 80205-2000

Phone: (303) 292-0200

Fax: (303) 312-2319

Stadium: Coors Field (50,249)

Executive Vice President - General Manager: Bob Gebhard

Assistant General Manager: Tony Siegle

Field Manager: Don Baylor

Director - Public Relations: Mike Swanson (303) 312-2325

Assistant Director - Public Relations: Brandy Lay (303) 312-2327

Traveling Secretary: Peter Durso

Rockies hotel in Oakland: Parc 55 (San Francisco) (415) 392-8000

A's hotel in Colorado: Westin (303) 572-9100

A'S BATTING AND PITCHING IN COORS FIELD

1996 PLAYER							CAREER					
	AVG	G	AB	H	HR	RBI	AVG	G	AB	H	HR	RBI
Battle	—	0	0	0	0	0	.000	2	2	0	0	0
Bournigal	—	0	0	0	0	0	.300	4	10	3	0	1

LOS ANGELES DODGERS

Mailing Address:

1000 Elysian Park Avenue
Los Angeles, CA 90012

Phone: (213) 224-1500

Fax: (213) 224-1459

Stadium: Dodger Stadium (56,000)

Executive Vice President - General Manager: Fred Claire

Field Manager: Bill Russell

Director, Publicity: Derrick Hall (213) 224-1301

Assistant Director, Publicity: Shaun Rachau (213) 224-1301

Traveling Secretary: Bill DeLury

Dodgers hotel in Oakland: Airport Hilton (510) 635-5000

A's hotel in Los Angeles: Sheraton Grande (213) 617-1133

A'S BATTING AND PITCHING IN DODGER STADIUM

1996 PLAYER							CAREER					
	AVG	G	AB	H	HR	RBI	AVG	G	AB	H	HR	RBI
Battle	—	0	0	0	0	0	.400	2	5	2	0	0
Berroa	—	0	0	0	0	0	.600	2	5	3	0	0
Bournigal	—	0	0	0	0	0	.299	26	67	20	0	6

PITCHING									CAREER							
	ERA	W	L	S	G	IP	H	ER	ERA	W	L	S	G	IP	H	ER
Telgheder	—	0	0	0	0	0.0	0	0	6.48	0	1	0	3	8.1	12	6

SAN DIEGO PADRES

Mailing Address:

P.O. Box 2000
San Diego, CA 92112-2000

Phone: (619) 881-6500

Fax: (619) 497-5454

Stadium: Jack Murphy Stadium (48,639)

Senior Vice President/General Manager: Kevin Towers

Assistant General Manager: Fred Uhlman, Jr.

Field Manager: Bruce Bochy

Director - Media Relations: Ken Nigro (619) 881-6503

Assistant Director - Media Relations: Glenn Geffner (619) 881-6509

Traveling Secretary: Roger Riley

Padres hotel in Oakland: Parc 55 (San Francisco) (415) 392-8000

A's hotel in San Diego: Hyatt Regency (619) 232-1234

A'S BATTING AND PITCHING IN JACK MURPHY STADIUM

1996 PLAYER							CAREER					
	AVG	G	AB	H	HR	RBI	AVG	G	AB	H	HR	RBI
Battle	—	0	0	0	0	0	.250	2	4	1	0	0
Berroa	—	0	0	0	0	0	.200	6	10	2	0	0

PITCHING									CAREER							
	ERA	W	L	S	G	IP	H	ER	ERA	W	L	S	G	IP	H	ER
Telgheder	—	0	0	0	0	0.0	0	0	7.20	0	1	0	1	5.0	10	4

SAN FRANCISCO GIANTS

Mailing Address:

3 Com Park
San Francisco, CA 94124

Phone: (415) 468-3700

Fax: (415) 467-0485

Stadium: 3 Com Park at Candlestick Point (63,000)

General Manager: Brian Sabean

Assistant General Manager: Ned Colletti

Field Manager: Dusty Baker

Vice President, Communications: Bob Rose (415) 330-2445

Media Relations Manager: Jim Moorehead (415) 330-2449

Traveling Secretary: Reggie Younger, Jr.

A'S BATTING AND PITCHING IN CANDLESTICK PARK

1996 PLAYER	AVG	G	AB	H	HR	RBI	CAREER					
							AVG	G	AB	H	HR	RBI
Battle	—	0	0	0	0	0	.000	3	5	0	0	0
Berroa	—	0	0	0	0	0	.143	6	7	1	0	0
Bournigal	—	0	0	0	0	0	.250	3	12	3	0	2

PITCHING	ERA	W	L	S	G	IP	H	ER	CAREER							
									ERA	W	L	S	G	IP	H	ER
Dunbar	—	0	0	0	0	0.0	0	0	0.00	0	0	0	1	1.0	1	0
Telgheder	—	0	0	0	0	0.0	0	0	8.31	0	0	0	2	4.1	6	4

A's BATTING & PITCHING IN THE COLISEUM

1996 PLAYER	AVG	G	AB	H	HR	RBI	CAREER					
							AVG	G	AB	H	HR	RBI
Batista	.255	36	110	28	1	14	.255	36	110	28	1	14
Battle	.196	19	46	9	0	0	.196	19	46	9	0	0
Berroa	.317	71	265	84	19	55	.296	190	695	206	33	117
Bournigal	.206	40	126	26	0	8	.206	40	126	26	0	8
Brosius	.312	53	202	63	12	36	.263	233	720	189	38	101
Canseco	.286	2	7	2	1	1	.270	488	1755	473	108	338
Gates	.274	25	95	26	1	9	.276	187	704	194	8	72
Giambi	.310	58	210	65	6	30	.283	88	307	87	9	42
Herrera	.310	54	145	45	3	15	.295	68	176	52	3	16
Leshner	.200	13	40	8	2	8	.200	13	40	8	2	8
McGwire	.310	64	213	66	24	56	.246	607	1968	484	149	404
Molina	.091	7	11	1	0	0	.091	7	11	1	0	0
Spiezio	.357	4	14	5	1	3	.357	4	14	5	1	3
Stairs	.268	29	71	19	4	11	.268	29	71	19	4	11
Williams	.149	25	67	10	0	3	.196	39	107	21	1	8
Young	.263	64	217	57	10	26	.239	89	276	66	12	33

PITCHING	ERA	W	L	S	G	IP	H	ER	CAREER							
									ERA	W	L	S	G	IP	H	ER
Acre	5.93	1	1	1	11	13.7	19	9	5.36	3	2	1	45	50.3	51	30
Adams	2.90	3	2	0	6	40.3	35	13	2.90	3	2	0	6	40.3	35	13
Chouinard	5.11	3	1	0	5	24.7	27	14	5.11	3	1	0	5	24.7	27	14
Groom	5.35	0	0	0	34	33.7	43	20	5.35	0	0	0	34	33.7	43	20
Johns	5.02	2	7	1	20	80.7	93	45	4.50	6	7	1	27	116.0	112	58
Karsay	—	0	0	0	0	0.0	0	0	3.06	1	2	0	5	35.3	32	12
Mohler	4.41	1	1	3	33	32.7	33	16	4.48	1	5	3	65	74.3	67	37
Montgomery	15.43	0	0	0	1	2.3	5	4	15.43	0	0	0	1	2.3	5	4
Prieto	4.53	4	2	0	8	51.7	54	26	4.30	6	5	0	14	83.7	80	40
Small	7.50	1	1	0	4	12.0	15	10	7.50	1	1	0	4	12.0	15	10
Taylor	5.87	4	2	7	27	30.7	29	20	5.04	5	4	7	47	55.3	51	31
Telgheder	4.43	3	5	0	9	44.7	50	22	4.43	3	5	0	9	44.7	50	22
Wengert	5.17	3	4	0	17	85.3	103	49	5.00	4	4	0	23	95.3	111	53
Witasick	4.91	1	0	0	10	11.0	10	6	4.91	1	0	0	10	11.0	10	6

FIGURING BASEBALL STATISTICS

Batting Average—divide the total number of hits by the total times at bat.


Slugging Percentage—divide the total bases of all hits by the total times at bat.

Earned Run Average—multiply the total earned runs by 9, and divide the result by total innings pitched.

Fielding Average—divide the total putouts and assists by the total putouts, assists and errors.

On-Base Percentage—divide hits plus walks plus hit-by-pitcher by at bats plus walks, plus hit-by-pitcher and sacrifice flies.

A's PLAYER DEVELOPMENT



A's PLAYER DEVELOPMENT SYSTEM 1997

ASSISTANT GENERAL MANAGER	Billy Beane
SPECIAL ASSISTANT FOR BASEBALL OPERATIONS	J.P. Ricciardi
DIRECTOR OF PLAYER DEVELOPMENT	Keith Lieppman
DIRECTOR OF SCOUTING	Grady Fuson
DIRECTOR OF BASEBALL ADMINISTRATION	Pamela Pitts
DIRECTOR OF ARIZONA BASEBALL OPERATIONS	Ted Polakowski
ASSISTANT DIRECTOR OF PLAYER DEVELOPMENT	Dave Hudgens
ASSISTANT DIRECTOR OF SCOUTING	Dave Seifert
MINOR LEAGUE INSTRUCTOR	Ron Plaza
MINOR LEAGUE STRENGTH AND CONDITIONING/MEDICAL COORDINATOR	Greg Hauck
ADMINISTRATOR, DOMINICAN REPUBLIC OPERATIONS	Raymond Abreu

1997 Scouting Staff:

NATIONAL CROSS-CHECKER	Ron Hopkins
NATIONAL CROSS-CHECKER/MAJOR LEAGUES/SPECIAL ASSIGNMENTS	Dick Bogard
REGIONAL CROSS-CHECKER/LATIN AMERICAN COORDINATOR	Miguel Machado
MAJOR LEAGUE/ADVANCE SCOUT	Bob Johnson
SCOUTS (Territory)	Steve Bowden (Southern Texas, Western Texas, Louisiana, Mississippi), Tom Clark (New England, Upstate New York), Ron Elam (Maryland, Virginia, West Virginia, North Carolina, South Carolina, Washington D.C.), Ruben Escalera (Puerto Rico), Julio Franco (Venezuela), Tim Holt (Northern Texas, Oklahoma, Kansas, Arkansas), Eric Kubota (Northern California, Pacific Rim), John Kuehl (Arizona, Colorado, New Mexico, Utah, Wyoming), Rick Magnante (Southern California, Southern Nevada), Gary McGraw (Oregon, Washington, Idaho, Western Canada), Chris Pittaro (New York, New Jersey, Pennsylvania, Delaware), John Poloni (Georgia, Alabama, Tennessee, Florida Panhandle), Joe Robinson (Minnesota, Iowa, Nebraska, Missouri, Illinois, Wisconsin, North Dakota, South Dakota), Will Schock (Northern California, Northern Nevada), Mike Soper (Florida), Rich Sparks (Michigan, Indiana, Ohio, Kentucky), Ron Vaughn (Southern California), Santiago Villalona (Dominican Republic).

OAKLAND A's 1996 FREE AGENT DRAFT

ROUND	PLAYER	SCHOOL	POS
1	CHAVEZ, Eric	Mt. Carmel HS	SS
2	ESPADA, Josue	University of Mobile	SS
3	HINCH, A.J.	Stanford	C
4	GRAHAM, Tom	Beyer HS	RHP
5	LEYVA, Julian	Arlington HS	RHP
6	SOSA, Nicholas	Lake Mary HS	1B
7	PARADIS, Michael	Auburn HS	RHP
8	BLUMENSTOCK, Brad	Southern Illinois University	RHP
9	McKAY, Cody	Arizona State University	C/3B
10	LEE, Eric	Clear Lake HS	CF
11	O'DELL, Jake	University of Texas	RHP
12	MENSIK, Todd	University of Mississippi	1B
13	ROBERTSON, Doug	Bradley University	RHP
14	HAWKINS, Chad	Grapevine HS	RHP
15	GREGG, Kevin	Corvallis HS	RHP
16	BOWLES, Justin	Louisiana State University	OF
17	RIX, Derek	Bishop Kenny HS	3B
18	COLGROVE, Joel	University of Alabama	RHP
19.	CARUSO, Joe	University of Alabama	2B
20.	FAULK, Eric	New Hanover HS	RHP
21.	LUDERER, Brian	Crespi HS	C
22.	SKEEN, Scott	Mountain View HS	OF
23.	JACOBS, Frankey	Jordan HS	RHP
24.	LAXTON, Brett	Louisiana State University	RHP
25.	EVERSGERD, Randy	Kaskaskia JC	RHP
26.	LAGATTUTA, Rico	University of Nevada	LHP
27.	WALLACE, Flint	Texas Christian University	RHP
28.	MARCINCZYK, T.R.	University of Miami	1B
29.	DAVIS, George	Indian Hills CC	SS
30.	DELLARATTA, Peter	Univeristy of South Alabama	RHP
31.	NORIEGA, Raymundo	New Mexico Highlands University	LHP
32.	GARCIA, Bryan	Quartz Hills HS	RHP
33.	GILL, Ryan	Galveston JC	RHP
34.	DUSAN, Joseph	Bend HS	1B
35.	PERIO, Ian	Castle HS	LHP

ROUND	PLAYER	SCHOOL	POS
36.	CHAVERS, Danny	Riverview HS	SS
37.	SPOONER, Brent	Godby HS	C
38.	KING, Bryan	Yavapai JC	RHP
39.	TAYLOR, Anthony	Central Arizona JC	RHP
40.	BURNHAM, Gary	Clemson University	OF/1B
41.	BROWN, Graeme	Avon Old Farms Prep	RHP
42.	MILLER, Brent	Butte CC	3B
43.	KNIGHT, Michael	Oakland HS	OF

Bold denotes player signed

EDMONTON TRAPPERS (AAA)

Mailing Address:

10233 - 96 Avenue
Edmonton, Alberta T5K 0A5
Phone: (403) 429-2934
League: Pacific Coast

President & General Manager: Mel Kowalchuk

Manager: Gary Jones
Pitching Coach: Pete Richert
Coach: Orv Franchuk
Trainer: Walt Horn

GARY WAYNE JONES

Born: Henderson, Texas, November 11, 1960

Height: 5-9 **Weight:** 163

Infielder in his playing career.

Gary Jones returns for his third consecutive season with the A's Triple-A affiliate in Edmonton after earning Pacific Coast League and *Baseball America* Triple-A Manager of the Year honors in 1996. Entering his eighth season overall as a manager in the A's minor league system, Jones guided the Trappers to the PCL Championship last year with a 84-58 record, the best mark in Edmonton history. Jones has also earned Manager of the Year honors at Madison of the Midwest League in 1991 and Huntsville of the Southern League in 1994. He began his minor league managerial career in Scottsdale in 1990 and sandwiched two seasons at the helm of Madison around a 1992 stint at Reno of the California League. Gary moved up to the Double-A level in 1994 and guided Huntsville to the Southern League Championship before moving on to Edmonton in 1995. He served as player-coach in Huntsville in 1989 and finished his playing career with a .275 average. Gary came to the A's organization from the Chicago Cubs along with John Cox in exchange for Bob Bathe and Phil Stephenson prior to the 1986 season. That year he hit .311, stole 34 bases and scored 116 runs. He was promoted to Tacoma for the 1987 and '88 seasons before taking his player-coach position in Huntsville. After being drafted by the Cubs in 1982, Jones began his pro career in Geneva of the New York-Penn League. He played just two games there before being promoted and finishing the season at Sarasota of the Gulf Coast League, where he hit .349 and stole 18 bases in just 29 games. From there, he spent three more years with the Cubs before being acquired by the A's. A native of Henderson, Texas, Jones was a four-sport letterman at Henderson High School. From there it was on to Paris Junior College for two years and the University of Arkansas. As a Razorback, Jones was a first-team All Southwest Conference selection.

MANAGERIAL RECORD

Year	Club	League	Position	W-L
1990	Scottsdale	Arizona	4th	25-27
1991	Madison	Midwest	1st - Northern Division	39-29
			4th - Northern Division	38-32
	(Defeated by Kane County 2 games to 0 in first round of league playoffs)			
1992	Reno	California	2nd - Northern Division	39-29
			4th - Northern Division	26-42
1993	Madison	Midwest	2nd - Northern Division	39-28
			2nd - Northern Division	38-30
1994	Huntsville	Southern	1st - Western Division	43-26
			2nd - Western Division	38-31
	(Defeated Chattanooga 3 games to 0 in first round of league playoffs)			
	(Defeated Carolina 3 games to 1 for Southern League Championship)			
1995	Edmonton	Pacific Coast	4th - Northern Division	35-37
			3rd - Northern Division	33-39
1996	Edmonton	Pacific Coast	1st - Northern Division	39-31
			1st - Northern Division	45-27
	(Defeated Salt Lake City 3 games to 1 in first round of league playoffs)			
	(Defeated Phoenix 3 games to 1 for Pacific Coast League Championship)			
TOTALS				477-408

EDMONTON, cont.

1996 EDMONTON TRAPPERS RECAP

Record: 84-58

1st Half: 39-31 (1st place, Northern Division, +.001)

Post Season Record: 6-2

2nd Half: 45-27 (1st place, Northern Division, +2)

HONORS: *Gary Jones* was named Pacific Coast League Manager of the Year and Triple-A Manager of the Year by *Baseball America*...the Trappers were recognized as *Baseball America's* 1996 Minor League Team of the Year.

TEAM RANKINGS: Led the PCL in ERA (4.03) and finished 7th in batting (.276)...pitching staff allowed a league low 406 walks, 628 runs (team record) and 549 earned runs...finished 1st in wins (84), 2nd in shutouts (9), 6th in complete games (6) and tied for 7th in strikeouts (840)...offense ranked 1st in walks (582) and grand slams (10), 2nd in runs (785), homers (147), and steals (123) and 8th in hits (1306)...also finished second in the league in attendance (7,479, team record).

INDIVIDUAL RANKINGS: OF *Kerwin Moore* led the league in stolen bases (38) and walks (95) and was 4th in runs (90)...3B *Scott Spiezio* led all third basemen with a .970 fielding percentage...he also ranked second in RBI (91) and 5th in runs (87)...2B *Jason McDonald* ranked 4th in steals (33).

POST SEASON: The Trappers won the 1996 Pacific Coast League championship, defeating the Salt Lake City Buzz 3 games to 1 in the Northern Division playoff and the Phoenix Firebirds 3 games to 1 in the League championship...Three-run homers by SS *Scott Sheldon* and IF *Torey Lovullo* lifted Edmonton to a 8-6 championship victory on September 12 over the Firebirds...it was the Trappers' second PCL Championship, their first since 1984.

NOTES: RHP *Aaron Small* threw the first no-hitter in the Trappers 16-year history on August 8, shutting out Vancouver 6-0 and facing just two batters over the minimum (9.0 IP, 0 BB, 9 SO)...the following night, LHP *Steve Wojciechowski* carried a perfect game into the ninth, but finished with a one hit shutout (9.0 IP, 1 H, 1 BB, 8 SO) in the Trappers 3-0 win over Phoenix...RHP's *Willie Adams* (10-4) and *Bobby Chouinard* (10-2) combined for a 20-6 mark, the best combined record for two pitchers in Edmonton history...Chouinard's 2.77 ERA also set a new Trappers best...OF *Patrick Lennon* hit safely in 17 straight games June 2-17 (26 for 65, 7 2B, 2 3B, 3 HR, 13 RBI, 2 SB)...1B *Brian Leshler* tied a team record when he drove in eight runs on August 18 vs. Salt Lake (4 for 6, grand slam, two-run double, two-run single)...C *George Williams* had consecutive two-homer games on August 26th and 27th...Trappers set a team record with a nine-game winning streak July 7-17...finished with the 2nd best mark in Triple-A and sixth best in the minors.

INDIVIDUAL BATTING

PLAYER	AVG.	G	AB	R	H	2B	3B	HR	RBI	BB	SO	SB	CS
Batista, Tony	.322	57	205	33	66	17	4	8	40	15	30	2	1
Battle, Allen	.304	62	224	53	68	12	4	3	33	37	37	9	3
Brosius, Scott	.625	3	8	5	5	1	0	0	0	3	1	0	0
Correia, Rod	.087	8	23	1	2	0	0	0	0	0	2	1	0
Garrison, Webster	.303	80	294	56	89	18	0	10	49	41	47	2	1
Gubanich, Creighton	.248	34	117	14	29	7	1	4	19	6	33	3	0
Horne, Tyrone	.230	67	204	28	47	7	2	4	16	32	53	5	3
Lee, Derek	.200	9	25	3	5	1	0	0	1	6	2	0	1
Lennon, Patrick	.327	68	251	37	82	16	2	12	42	28	82	3	3
Leshler, Brian	.287	109	414	57	119	29	2	18	75	36	108	6	5
Lovullo, Torey	.280	26	93	18	26	4	0	4	19	18	12	0	0
Mashore, Damon	.268	50	183	32	49	9	1	8	29	19	48	6	2
McDonald, Jason	.238	137	479	71	114	7	5	8	46	63	82	33	13
Molina, Izzy	.263	98	342	45	90	12	3	12	56	25	55	2	5
Moore, Kerwin	.230	119	452	90	104	12	11	2	32	95	115	38	12
Neill, Mike	.150	6	20	4	3	1	0	1	4	2	3	0	0
Plantier, Phil	.352	34	122	25	43	7	1	9	45	12	25	1	0
Poe, Charles	.200	3	15	2	3	0	0	0	0	1	5	0	0
Sheldon, Scott	.300	98	350	61	105	27	3	10	60	43	83	5	3
Smith, Demond	.333	2	3	0	1	0	0	0	0	0	2	0	0
Spiezio, Scott	.262	140	523	87	137	30	4	20	91	56	66	6	5
Stairs, Matt	.344	51	180	35	62	16	1	8	41	21	34	0	0
Tomberlin, Andy	.283	17	60	12	17	2	1	0	5	8	15	1	0
Ventura, Wilfredo	.250	2	4	1	1	0	0	0	0	0	1	0	0
Walters, Dan	.250	25	64	5	16	5	0	1	8	4	7	0	0
Williams, George	.404	14	57	10	23	5	0	5	18	6	11	0	1
Wood, Jason	.000	3	12	0	0	0	0	0	0	5	6	0	1

INDIVIDUAL PITCHING

PITCHER	W	L	ERA	G	GS	CG	SHO	SV	IP	H	R	ER	BB	SO
Acre, Mark	6	2	2.09	39	0	0	0	8	43.0	33	11	10	16	50
Adams, Willie	10	4	3.78	19	19	3	1	0	112.0	95	49	47	39	80
Briscoe, John	5	2	4.77	30	1	0	0	1	54.2	69	33	29	23	62
Chouinard, Bobby	10	2	2.77	15	15	0	0	0	84.1	70	32	26	24	45
Correia, Rod	0	0	5.40	1	0	0	0	0	1.2	1	1	1	0	0
Daspit, Jamie	4	5	4.12	33	9	0	0	0	89.2	96	50	41	29	76
Dressendorfer, Kirk	0	1	5.54	10	0	0	0	0	13.0	23	11	8	3	10
Fletcher, Paul	4	6	2.70	38	0	0	0	1	83.1	66	28	25	41	76
Garrison, Webster	1	0	0.00	1	0	0	0	0	1.0	1	0	0	0	0
Grigsby, Benji	0	3	7.25	11	3	0	0	0	22.1	29	20	18	7	15
Kubinski, Tim	0	0	0.00	1	0	0	0	0	1.0	1	0	0	1	0
Lorraine, Andrew	8	10	5.68	30	25	0	0	0	141.0	181	95	89	46	73
Lovullo, Torey	0	0	4.50	2	0	0	0	0	4.0	3	2	2	3	0
Montgomery, Steve	2	0	2.89	36	0	0	0	1	56.0	51	19	18	12	40
Prieto, Ariel	3	0	0.57	3	3	0	0	0	15.2	11	1	1	6	18
Rose, Scott	4	4	2.91	50	0	0	0	10	55.2	57	21	18	16	20
Shaw, Curtis	0	0	18.00	1	1	0	0	0	3.0	6	6	6	2	1
Small, Aaron	8	6	4.29	25	19	1	1	1	119.2	111	65	57	28	83
Taylor, Bill	0	0	0.79	7	0	0	0	4	11.1	10	1	1	3	13
Telgheder, Dave	8	6	4.17	17	17	1	0	0	101.1	102	53	47	23	59
Wasdin, John	2	1	4.14	9	9	0	0	0	50.0	52	23	23	17	30
Williams, Todd	5	3	5.50	35	10	0	0	0	91.2	125	71	56	37	33
Witasick, Jay	0	0	4.15	6	0	0	0	2	8.2	9	4	4	6	9
Wojciechowski, Steve	4	3	3.73	11	11	1	1	0	60.1	56	32	25	21	46
Wood, Jason	0	0	0.00	1	0	0	0	0	2.0	1	0	0	3	1

HUNTSVILLE STARS (AA)

Mailing Address:

P.O. Box 2769
 Huntsville, AL 35804
Phone: (205) 882-2562
League: Southern

President & General Manager:

Don Mincher
Manager: Mike Quade
Pitching Coach: Bert Bradley
Coach: Gil Lopez
Trainer: Brian Thorson

GREGORY MIKE QUADE

Goes by Mike

Born: Evanston, Illinois, March 12, 1957
Height: 6-0 **Weight:** 182

Infielder in his playing career.

After guiding West Michigan to the Midwest League Championship in his first season in the Athletics organization last year, Mike Quade has been promoted to Double-A Huntsville. The Whitecaps posted a 77-61 record in Quade's 10th season as a minor league manager. He made his managerial debut in the Pittsburgh organization in 1985 at Macon (A) of the South Atlantic League where he spent two seasons. He moved to the Montreal organization in 1987 and was a coach at Jacksonville (1987) and West Palm Beach (1988) before he was named skipper of Rockford of the Midwest League in 1989. After a two-year stint at Rockford Mike moved on to manage Harrisburg (AA) of the Eastern League for the 1991 and 1992 seasons. In 1991 he guided Harrisburg to the league championship series and earned Manager of the Year Honors. He earned Manager of the Years again in 1993, this time at Ottawa (AAA) of the International League, as his team reached the playoffs for the third consecutive season. The following year, Mike joined the Philadelphia organization and spent two years as manager of Scranton/Wilkes-Barre of the International League, the Phillies Triple-A affiliate. Quade's professional career began as a player in the Pirates system where he spent five seasons after he was drafted in the 22nd round out of the University of New Orleans in 1979. Mike resides in Palm Beach Shores, Florida.

DID YOU KNOW...

Only the New York Yankees have won more World Series than the Athletics franchise. The Yankees have won 23 titles while the Athletics won five in Philadelphia and four in Oakland. The St. Louis Cardinals have also won nine world titles. The Dodgers franchise has won six and Boston, Pittsburgh, Cincinnati and the Giants franchise have won five each.

HUNTSVILLE, cont.

MANAGERIAL RECORD

Year	Club	League	Position	W-L
1985	Macon	South Atlantic	4th - Southern Division	28-43
			5th - Southern Division	28-39
1986	Macon	South Atlantic	4th - Southern Division	27-42
			5th - Southern Division	27-42
1989	Rockford	Midwest	3rd - Northern Division	34-32
			1st - Northern Division	40-27
(Defeated by South Bend 2 games to 0 in first round of league playoffs)				
1990	Rockford	Midwest	4th - Northern Division	34-34
			7th - Northern Division	22-46
1991	Harrisburg	Eastern	1st	87-53
			(Defeated Canton-Akron 3 games to 1 in first round of league playoffs)	
(Defeated by Albany 3 games to 0 in league championship)				
1992	Harrisburg	Eastern	3rd	78-59
			(Defeated by Binghamton 3 games to 1 in first round of league playoffs)	
1993	Ottawa	International	2nd - Eastern Division	73-69
			(Defeated by Rochester 3 games to 2 in first round of league playoffs)	
1994	Scranton/Wilkes-Barre	International	5th - Eastern Division	62-80
1995	Scranton/Wilkes-Barre	International	4th - Eastern Division	70-72
1996	West Michigan	Midwest	1st - Eastern Division	38-30
			1st - Eastern Division	39-31
(Defeated Lansing 2 games to 1 in first round of league playoffs)				
(Defeated Rockford 2 games to 0 in second round of league playoffs)				
(Defeated Wisconsin 3 games to 1 in league championship)				
TOTALS				687-699

1996 HUNTSVILLE STARS RECAP

Record: 66-74

1st Half: 33-37 (3rd place, Western Division, -14)

2nd Half: 33-37 (5th place, Western Division, -15)

HONORS: C *Willie Morales* was named to the Southern League post-season All-Star Team.

TEAM RANKINGS: Finished 6th in the league in batting (.262) and 9th in ERA (4.58)...offense ranked 2nd in walks (583) and RBI (673), tied for 3rd in home runs (120) and 5th in hits (1219)...pitching staff was tied for 2nd in complete games (8), 6th in strikeouts (950) and shutouts (9), 7th in wins (66) and 10th in saves (22).

INDIVIDUAL RANKINGS: OF *Demond Smith* led the league in triples (14) and was 5th in steals (30)...2B *Mark Bellhorn* ranked 5th in walks (73)...RHP *Stacy Hollins* tied for the league lead in shutouts (2) and also tied for 2nd with RHP *Brad Rigby* for complete games (3).

NOTES: 1B *Steve Cox* hit safely in 20 straight games (29-75, 9 2B, 2 HR, 16 RBI, 2 SB) July 5-August 4...*Demond Smith* hit two grand slams and drove in 8 runs on June 28 in the Stars 12-7 win over Orlando...*Smith* also stole 4 bases on April 28 vs. Orlando...C *Creighton Gubanich* hit .353 (18-51, 7 2B, 3 HR, 13 RBI) in 15 games (April 23-May 9) and earned Player-of-the-Week honors for May 3-9...*Stacy Hollins* tossed a 2-hit, 5-0 shutout at Chattanooga August 25 and was named Pitcher-of-the-Week August 23-September 2...*Willie Morales* hit safely in 12 straight games (17-44, 5 2B, 4 HR, 13 RBI) June 11-23...*Brad Rigby* allowed two earned runs or fewer in six consecutive starts April 24-May 21 (35.2 IP, 29 H, 15 R, 8 ER, 16 BB, 26 SO).

INDIVIDUAL BATTING

PLAYER	AVG.	G	AB	R	H	2B	3B	HR	RBI	BB	SO	SB	CS
Bellhorn, Mark	.250	131	468	84	117	24	5	10	71	73	124	19	2
Bowles, Justin	.333	3	12	1	4	0	0	0	2	0	5	0	0
Correia, Rod	.253	66	241	38	61	9	1	2	30	28	24	11	1
Cox, Steve	.281	104	381	59	107	21	1	12	61	51	65	2	2
DeBoer, Rob	.279	44	122	24	34	6	0	5	21	25	45	1	3
Francisco, David	.259	114	386	59	100	12	1	3	28	28	72	13	4
Garrison, Webster	.281	47	178	28	50	12	2	7	31	22	33	1	1
Grieve, Ben	.237	63	232	34	55	8	1	8	32	35	53	0	3
Gubanich, Creighton	.276	62	217	40	60	19	0	9	43	31	71	1	0
Herrera, Jose	.286	23	84	18	24	4	0	1	7	14	15	3	2
Hust, Gary	.223	60	197	22	44	11	0	3	26	18	64	3	0
Martins, Eric	.255	111	388	61	99	23	2	1	34	47	77	7	7
Morales, William	.292	108	377	54	110	24	0	18	73	38	67	0	2
Poe, Charles	.264	122	416	74	110	18	3	12	68	46	99	5	4
Smith, Demond	.260	123	447	75	116	17	14	9	62	55	89	30	15
Wood, Jason	.261	133	491	77	128	21	1	20	84	72	87	2	5

INDIVIDUAL PITCHING

PITCHER	W	L	ERA	G	GS	CG	SHO	SV	IP	H	R	ER	BB	SO
Bennett, Bob	5	3	5.27	38	2	0	0	0	83.2	92	55	49	36	83
DeBoer, Rob	0	0	27.00	1	0	0	0	0	1.0	5	3	3	0	0
Dressendorfer, Kirk	4	4	4.99	30	1	0	0	2	52.1	54	38	29	21	43
Gogolin, Al	0	0	0.00	5	0	0	0	0	6.0	3	0	0	2	4
Haught, Gary	3	2	3.90	45	0	0	0	4	67.0	67	33	29	24	52
Hollins, Stacy	9	9	5.11	28	26	3	2	0	141.0	149	100	80	56	102
Hust, Gary	0	0	9.00	1	0	0	0	0	1.0	2	1	1	1	1
Jimenez, Miguel	0	4	8.84	19	2	0	0	0	37.2	43	37	37	27	28
Kubinski, Tim	8	7	2.38	43	3	0	0	3	102.0	84	41	27	36	78
Manning, Derek	0	4	6.75	18	12	0	0	1	72.0	96	59	54	22	51
Martins, Eric	1	0	3.86	2	0	0	0	0	2.1	4	1	1	3	2
Maurer, Mike	4	6	3.76	52	0	0	0	8	64.2	67	31	27	35	46
Michalak, Chris	4	0	7.71	21	0	0	0	0	23.1	32	29	20	26	15
Poe, Charles	0	0	0.00	1	0	0	0	0	1.0	0	0	0	0	0
Rigby, Brad	9	12	3.95	26	26	3	0	0	159.1	161	89	70	59	127
Rossiter, Michael	8	9	4.84	27	25	2	1	0	145.0	167	92	78	44	116
Silva, Luis	0	0	13.50	1	0	0	0	0	2.2	5	4	4	2	2
Wagner, Bret	8	8	4.23	27	27	0	0	0	134.0	125	77	63	77	98
Witasick, Jay	0	3	2.30	25	6	0	0	4	66.2	47	21	17	26	63
Wood, Jason	0	0	0.00	2	0	0	0	0	2.1	0	0	0	3	3
Zancanaro, Dave	3	3	5.61	10	10	0	0	0	43.1	54	32	27	26	36

MODESTO A's (A)

Mailing Address:
P.O. Box 883
Modesto, CA 95353-0883
Phone: (209) 572-4487
League: California

CEO: Fred Anderson
General Manager: Tim Marting
Manager: Jeffrey Leonard
Pitching Coach: Rick Rodriguez
Coach: Dave Joppie
Trainer: Michael Castain

JEFFREY LEONARD

Born: Philadelphia, Pennsylvania, September 22, 1955
Height: 6-4 **Weight:** 205
Outfielder in his playing career.

Former major league outfielder Jeffrey Leonard is making his minor league managerial debut at Modesto. Jeffrey began his coaching career last year as the first base coach and hitting instructor at Modesto and also managed the A's instructional league team in Arizona. "Hac Man's" playing career spanned 14 years and included stops in Los Angeles, Houston, San Francisco, Milwaukee and Seattle. Jeffrey was signed out of Overbrook High School (Philadelphia, PA) by the Dodgers in 1973 and made his major league debut in 1977, hitting .300 in 11 games with Los Angeles. Leonard was traded to the Astros with Rafael Landestoy in exchange for Joe Ferguson on September 11, 1978. In 1979 he hit .290 on his way to being named *The Sporting News* Rookie of the Year in the National League. In April, 1981 he and Dave Bergman were traded to the Giants, where he spent parts of eight seasons, in exchange for Mike Ivie. He enjoyed his best season in 1987 when he was selected to the N.L. All-Star squad for the first time while enjoying a .280, 19 homer, 63 RBI season. Jeffrey posted a .417 average in the post-season en route to being named MVP of the NLCS and became the first player in LCS history to hit a home run in four consecutive games. On June 8, 1988 he was dealt to the Brewers for Ernest Riles and in 1989 joined the Mariners as a free agent. Leonard was a member of the A.L. All-Star team that year, but his playing career came to an end when he was released at the end of the 1990 season. He finished with a .266 career average with 144 HR and 723 RBI.

1996 MODESTO A's RECAP

Record: 82-58 **1st Half:** 37-33 (3rd place, Northern Division, -7)
Post Season Record: 0-2 **2nd Half:** 45-25 (11st place, Northern Division, +6)

HONORS: Five Modesto A's were named to the California League post-season All-Star Team including DH **D.T. Cromer** who was also named Cal League MVP, *Baseball America* Minor League All-Star and Class-A All-Star as a DH, and A's Minor League Player of the Year by the A's Player Development Department...also honored were RHP **Bill King**, SS **Miguel Tejada** and outfielders **Ben Grieve** and **Mike Neill**...Tejada and Grieve were also named to the *Baseball America* Class-A All-Star Team

TEAM RANKINGS: Ranked 2nd in the league in ERA (4.22) and finished 4th in batting (.285)...offense led the Cal League in home runs (187) and steals (219) and ranked 2nd in walks (650) and 3rd in hits (1386)...pitching staff finished 2nd in wins (82) and shutouts (6), tied for third in saves (39) and 6th in strikeouts (1048)...were the only team in the league without a complete game for the second consecutive year.

MODESTO, cont.

INDIVIDUAL RANKINGS: *D.T. Cromer* led the California league in extra base hits (80), total bases (316) and slugging (.626), finished 2nd in home runs (30) and RBI (130), 3rd in hits (166) and doubles (40), tied for third in triples (10) and 4th in batting (.329)...*Mike Neill* ranked 3rd in batting (.339) and on base percentage (.430) and 5th in slugging percentage (.541)...*Bill King* ranked second among pitchers in wins (16).

POST SEASON: Modesto was eliminated in the first round after losing the first two games of a best-of-three series versus Stockton.

NOTES: *D.T. Cromer* hit safely in 20 straight contests (34 for 83, 5 2B, 3 3B, 7 HR, 28 RBI, 4 SB) June 27-July 16 and was selected California League Player of the Month for July (.351, 9 2B, 5 3B, 7 HR, 33 RBI)...twice earned Player-of-the-Week honors (June 16-25, August 11-17)...OF *David Newhan* hit for the cycle on July 2 in a 6-4 win at San Jose...*Ben Grieve* hit safely in 13 straight contests (27 for 53, 3 2B, 4 HR, 12 RBI, 4 SB), including homering in three consecutive games May 27-29 against Rancho Cucamonga and was named Player-of-the-Week along the way...*Miguel Tejada* hit safely in 15 straight games (23 for 62, 2 2B, 1 3B, 4 HR, 15 RBI, 7 SB) April 28-May 13...*Bill King* won his first five starts (29 IP, 20 H, 5 ER, 7 BB, 17 SO) and was 6-0 with a 1.98 ERA after seven starts...*Mike Neill* hit safely in 13 straight games (27 for 57, 5 2B, 2 3B, 3 HR, 17 RBI 3 SB) July 21-August 6 and earned Player-of-the-Week Honors for July 28-August 3.

INDIVIDUAL BATTING

PLAYER	AVG.	G	AB	R	H	2B	3B	HR	RBI	BB	SO	SB	CS
Ardoin, Danny	.262	91	317	55	83	13	3	6	34	47	81	5	7
Brown, Emil	.303	57	211	50	64	10	1	10	47	32	51	13	5
Castro, Jose	.226	95	363	58	82	16	1	8	48	42	124	25	12
Cesar, Dionys	.200	22	60	5	12	2	0	0	4	7	19	1	3
Cromer, D.T.	.329	124	505	100	166	40	10	30	130	32	67	20	7
D'Amico, Jeffrey	.267	47	172	28	46	7	1	4	21	19	31	3	1
DeBoer, Rob	.285	73	249	68	71	8	6	12	52	74	75	12	5
Dilone, Juan	.265	111	404	78	107	17	1	14	66	45	138	31	10
Grieve, Ben	.356	72	281	61	100	20	1	11	51	38	52	8	7
Hust, Gary	.238	12	42	6	10	2	0	2	10	10	14	0	2
Madsen, Dave	.241	52	174	25	42	7	0	4	19	31	31	2	0
Maxwell, Pat	.455	4	11	1	5	1	0	0	0	1	1	0	0
Moore, Mark	.179	31	95	13	17	6	0	4	24	17	37	0	0
Neill, Mike	.339	114	442	101	150	20	6	19	78	68	123	28	7
Newhan, David	.301	117	455	96	137	27	3	25	75	62	106	17	8
Ortega, Randy	.246	23	65	8	16	2	1	1	5	9	11	1	2
Ortiz, Jose	.250	1	4	0	1	0	0	0	0	0	1	0	0
Polanco, Juan	.214	8	28	4	6	2	0	1	2	3	7	1	2
Slemmer, Dave	.294	26	85	17	25	9	0	3	13	11	15	2	2
Soriano, Fred	.262	33	126	21	33	3	0	2	19	14	33	14	3
Tejada, Miguel	.279	114	458	97	128	12	5	20	72	51	93	27	16
Ventura, Wilfredo	.260	32	100	15	26	3	1	4	23	8	37	1	0
White, Derrick	.294	54	197	45	58	15	1	7	39	29	41	8	3

INDIVIDUAL PITCHING

PITCHER	W	L	ERA	G	GS	CG	SHO	SV	IP	H	R	ER	BB	SO
Cochrane, Chris	5	4	4.00	21	10	0	0	0	74.1	74	38	33	21	68
Connelly, Steven	4	7	3.76	52	0	0	0	14	64.2	58	33	27	32	65
Corsi, Jim	0	0	0.00	1	1	0	0	0	1.0	0	0	0	0	2
D'Amico, Jeffrey	0	0	18.00	1	0	0	0	0	1.0	3	3	2	0	0
Dale, Carl	8	2	4.28	26	24	0	0	0	128.1	124	79	61	72	102
Hause, Brendan	0	0	13.50	1	0	0	0	0	2.0	4	3	3	1	2
Holden, Jason	0	0	13.50	1	0	0	0	0	2.0	5	3	3	0	1
Jimenez, Miguel	7	1	4.58	13	12	0	0	0	70.2	87	40	36	28	75
Karsay, Steve	0	1	2.65	14	14	0	0	0	34.0	35	16	10	1	31
King, Bill	16	4	4.75	29	27	0	0	1	163.0	193	102	86	40	100
Lemke, Steve	4	5	5.68	12	6	0	0	0	44.1	65	34	28	17	29
Michalak, Chris	2	2	3.03	21	0	0	0	4	38.2	37	21	13	17	39
Neill, Mike	0	0	18.00	1	0	0	0	0	1.0	0	2	2	5	0
Nelson, Chris	3	5	5.40	14	13	0	0	0	63.1	86	50	38	17	62
O'Dell, Jake	1	0	5.40	1	1	0	0	0	5.0	6	4	3	0	4
Perez, Juan	2	4	5.02	38	8	0	0	4	98.2	120	68	55	34	89
Prieto, Ariel	0	0	3.00	2	1	0	0	1	9.0	9	4	3	2	8
Rajotte, Jason	3	6	2.52	47	0	0	0	7	75.0	50	24	21	28	57
Shaw, Curtis	10	5	3.77	39	10	0	0	1	107.1	101	63	45	63	89
Silva, Luis	0	0	0.00	1	0	0	0	0	1.0	0	0	0	1	1
Telgheder, Dave	1	0	1.50	1	1	0	0	0	6.0	4	3	1	1	3
Walsh, Matthew	3	1	3.49	38	0	0	0	4	69.2	54	38	27	31	68
Whitaker, Ryan	6	8	4.99	37	9	0	0	0	113.2	142	83	63	39	87
Zancanaro, Dave	7	3	3.38	20	3	0	0	3	77.1	61	38	29	37	66

VISALIA OAKS (A)

Mailing Address:
P.O. Box 48
Visalia, CA 93279
Phone: 209-625-0480
League: California

President: John McHale, Sr.
General Manager: Andrew Bettencourt
Manager: Tony DeFrancesco
Pitching Coach: Glenn Abbott
Coach: Greg Sparks
Trainer: Jeremy Loew

ANTHONY JOHN DE FRANCESCO

Born: Bronx, New York, April 24, 1963
Height: 5-11 **Weight:** 190

Catcher in his playing career.

Tony DeFrancesco begins his fourth season as a manager in the A's minor league system, his first at Visalia. He made his managerial debut in 1994 at Scottsdale and has spent the last two seasons guiding the A's Southern Oregon team in the Northwest League. A catcher during his playing career, Tony was the Boston Red Sox 9th round selection in June of 1984 and played eight years in the minor leagues with both the Red Sox and the Cincinnati Reds organizations. His top season was 1984 at Elmira when he led his club with a .299 average and was named to the New York-Penn League All-Star squad. With the Athletics organization, Tony has served as both a coach at Southern Oregon of the Northwest League and as a roving catching instructor for the minor leagues for two years before taking over as manager at Scottsdale. A 1981 graduate of Suffern (New York) High School where he was a teammate of former A's shortstop, Walt Weiss, DeFrancesco also played three years of baseball at Seton Hall University (South Orange, New Jersey). DeFrancesco returned to Seton Hall to earn a BS degree in Physical Education in 1987. Tony and his wife, Adriene, reside in Mesa, Arizona during the winter months.

MANAGERIAL RECORD

Year	Club	League	Position	W-L
1994	Scottsdale	Arizona	2nd	32-24
1995	Southern Oregon	Northwest	4th - Southern Division	33-43
1996	Southern Oregon	Northwest	4th - Southern Division	29-47
TOTALS				94-114

1996 WEST MICHIGAN WHITECAPS RECAP

Record: 77-61 **1st Half:** 38-30 (1st place, Eastern Division, +3)
Post Season Record: 7-2 **2nd Half:** 39-31 (1st place, Eastern Division, +4)

HONORS: C *Ramon Hernandez* was named to the Midwest League post-season All-Star team.

TEAM RANKINGS: Finished 2nd in ERA (3.42) and 10th in batting (.249)...pitching staff led the league in saves (45) and strikeouts (1090), tied for 2nd in wins (77) and tied for 3rd in shutouts (9)...were the only team in the league without a complete game...offense led the league in walks (653) and finished 6th in runs (639), tied for 7th in home runs (71), 8th in hits (1133) and tied for 8th in stolen bases (117)...the Whitecaps also led the Midwest league in attendance (7,933).

INDIVIDUAL RANKINGS: 2B *Dane Walker* led the league and was second in all of minor league baseball in walks (112)...also finished 4th in runs (97) and 5th in on base percentage (.415)...1B *Alex Miranda* ranked third in walks (86)...RHP *Robert Kazmirski* ranked 2nd in the league and set a new franchise record for saves (28)...RHP *Kevin Mlodik* finished third in ERA (2.77).

POST SEASON: West Michigan won the 1996 Midwest League Championship. The Whitecaps advanced to the championship by defeating Lansing 2-1 in the quarter-finals and sweeping Rockford 2-0 in the semi-final series...defeated the Wisconsin Timber Rattlers three games to one to capture the third title in franchise history.

NOTES: *Robert Kazmirski* allowed no runs in 12 games from April 23-May 21 (12 IP, 9 H, 3 BB, 10 SO) saving three games...DH *Derrick White* had 14 RBI in eight games May 16-23...*Dane Walker* hit safely in 14 straight games (21 for 49, 5 2B, 2 HR, 9 RBI, 1 SB) July 5-20...also had a 12-game hitting streak (18 for 48, 2 2B, 8 RBI, 6 SB), June 3-16...OF *Duane Filchner* hit safely in 10 straight games (15 for 44, 10 RBI) August 7-17...RHP *Jamey Price* allowed no runs in three consecutive outings August 12-22 (21 IP, 18 H, 1 BB, 23 SO) posting a 3-0 mark over that span...the Whitecaps set a single game attendance record with 8,864 fans on June 8 in a 5-3 win over Ft. Wayne.

WEST MICHIGAN RECAP, cont.

INDIVIDUAL BATTING

PLAYER	AVG.	G	AB	R	H	2B	3B	HR	RBI	BB	SO	SB	CS
Christenson, Ryan	.311	33	122	21	38	2	2	2	18	13	22	2	4
DaVanon, Jeff	.242	89	289	43	70	13	4	2	33	49	66	5	7
Encarnacion, Mario	.229	118	401	55	92	14	3	7	43	49	131	23	8
Espada, Josue	.270	23	74	9	20	2	0	0	4	13	11	3	1
Filchner, Duane	.264	133	477	66	126	24	3	7	82	73	82	2	0
Hernandez, Ramon	.255	123	447	62	114	26	2	12	68	69	62	2	3
Lara, Edward	.216	87	259	29	56	7	1	0	16	25	39	16	6
Miranda, Alex	.222	123	414	57	92	18	2	5	48	86	84	3	0
Ortega, Randy	.252	49	139	15	35	4	0	2	21	25	34	0	1
Paulino, Arturo	.221	87	231	27	51	7	1	2	19	24	46	9	10
Rauer, Troy	.045	13	22	3	1	0	0	0	1	3	13	0	0
Rondon, Alex	.213	19	47	3	10	1	1	0	7	4	15	1	0
Soriano, Fred	.247	126	434	57	107	20	3	4	44	31	86	20	11
Valenti, Jon	.260	125	462	46	120	19	4	11	57	33	91	5	3
Walker, Dane	.277	127	477	97	132	25	3	7	47	112	75	14	10
White, Derrick	.262	73	263	49	69	17	0	10	43	44	63	12	3

INDIVIDUAL PITCHING

PITCHER	W	L	ERA	G	GS	CG	SHO	SV	IP	H	R	ER	BB	SO
Abbott, Todd	11	7	3.98	32	13	0	0	1	131.0	135	66	58	41	104
Baez, Benito	8	4	3.47	32	20	0	0	4	129.2	123	60	50	52	92
Bennett, Tom	0	1	3.92	6	5	0	0	0	20.2	17	11	9	18	17
Gunther, Kevin	5	5	2.92	43	0	0	0	6	95.2	83	37	31	25	90
Kazmirski, Robert	3	5	2.68	51	0	0	0	28	53.2	45	19	16	28	37
Mlodik, Kevin	8	6	2.77	31	22	0	0	1	136.1	118	53	42	53	135
Moreno, Juan	4	6	4.37	38	11	0	0	0	107.0	98	60	52	69	97
Morrison, Chris	5	5	4.32	40	0	0	0	1	58.1	64	38	28	20	51
Nelson, Chris	3	1	2.42	16	9	0	0	1	70.2	53	19	19	20	79
Price, Jamey	6	1	1.71	20	16	0	0	0	89.1	80	22	17	19	88
Rivette, Scott	8	9	3.52	32	29	0	0	1	153.1	145	80	60	51	142
Smith, Andy	10	7	4.58	37	13	0	0	1	116.0	112	71	59	68	94
Weinberg, Todd	6	4	3.45	43	0	0	0	1	57.1	48	25	22	31	64

SOUTHERN OREGON TIMBER JACKS (A)

Mailing Address:
P.O. Box 1457
Medford, OR 97501
Phone: (503) 770-5364
League: Northwest

President: Fred Herrmann
General Manager: Suzanne Daniel
Manager: John Kuehl
Pitching Coach: Steve Bowden
Coach: Randy Elliott
Trainer: Blake Bowers

JOHN KARL KUEHL

Born: Fullerton, California, August 15, 1967
Height: 6-4 **Weight:** 200

Infielder in his playing career.

Former Athletics farm hand John Kuehl makes his managerial debut in 1997, guiding the A's Southern Oregon team in the Northwest League. Kuehl's playing career ended prior to the 1994 season when he was named as a coach at Scottsdale, the A's affiliate in the Arizona Rookie League. In 1995 and 1996, he served as a scout in the A's system, covering Arizona, Colorado, New Mexico and Utah. John's playing career began in 1988 when he was selected by the San Diego Padres organization in the 33rd round of the free agent draft. He hit .325 for Spokane in his first professional season and followed that up by batting .258 with 20 HR and 98 RBI for Charleston in 1989. Injuries limited his playing time over the next three seasons, including 1990 when he missed the entire season. John was released by the Padres in August of 1992 and signed with the A's organization, finishing the year at Madison. He played at Double-A Huntsville in 1993, batting .240 with 11 HR and 67 RBI in his final professional season. A 1985 graduate of Saguaro HS, John also attended the University of California. His father, Karl, managed in the majors with Montreal and was also the A's Director of Player Development from 1984-1991. John and his wife, Beth, reside in Fountain Hills, Arizona, with their son, Ethan.

1996 SOUTHERN OREGON A's RECAP

Record: 29-47 (4th place, Southern Division, -20)

HONORS: OF *Justin Bowles* was named to the Northwest League post-season All-Star team.

TEAM RANKINGS: Finished 7th in the league in batting (.244) and 8th in ERA (5.29)...offense ranked 2nd in steals (101), 3rd in homers (63) and doubles (136), 4th in runs (374) and walks (295) and 7th in hits (631)...pitching staff was 8th in wins (29) and saves (14) and allowed a league-high in hits (746), runs (484), walks (340) and home runs (68)...were also one of three teams with a league-low two shutouts...ranked 7th in attendance (2,038).

INDIVIDUAL RANKINGS: *Justin Bowles* ranked 3rd in slugging percentage (.542), 5th in doubles (20) and tied for 5th in on-base percentage (.378)...2B *Terrance Freeman* was 4th in the league in stolen bases (21).

NOTES: OF *Ryan Christenson* hit safely in 21 straight games (29 for 81, 9 2B, 3 HR, 17 RBI, 4 SB) July 3-24...*Justin Bowles* homered in three straight games August 8-10, belting a pair of home runs on August 9 as he went on to earn Player-of-the-Week honors...Bowles also hit three homers (4 for 5, 6 RBI) in a 9-2 win at Bellingham on July 13 and had seven RBI (3-5) July 21 in a 11-6 win at Boise.

INDIVIDUAL BATTING

PLAYER	AVG.	G	AB	R	H	2B	3B	HR	RBI	BB	SO	SB	CS
Bowles, Justin	.285	56	214	41	61	20	1	11	45	31	53	8	3
Byers, MacGregor	.302	34	126	28	38	9	1	1	20	23	32	5	2
Cesar, Dionys	.271	52	203	37	55	7	4	1	12	19	46	18	6
Christenson, Ryan	.287	36	136	31	39	11	0	5	21	19	21	8	6
Espada, Josue	.222	15	54	7	12	1	0	1	5	5	10	0	0
Freeman, Terrance	.234	56	167	26	39	5	1	0	18	23	29	21	7
Johnson, Jace	.228	36	114	13	26	9	0	1	8	14	29	3	1
Jones, Tim	.202	62	173	25	35	8	0	6	18	27	69	7	5
Kieffer, Brian	.000	2	2	0	0	0	0	0	0	3	2	0	0
Marcinczyk, T.R.	.222	63	216	29	48	13	2	7	38	22	57	3	3
McKay, Cody	.268	69	254	33	68	13	0	3	30	25	42	0	5
Mensik, Todd	.240	59	192	21	46	8	0	0	14	19	39	2	0
Polanco, Juan	.216	56	208	22	45	7	2	4	24	15	57	13	3
Rauer, Troy	.205	62	215	29	44	10	0	8	24	21	85	7	1
Rondon, Alex	.213	49	174	15	37	10	0	5	20	14	43	0	1
Slemmer, Dave	.273	35	139	17	38	5	0	10	29	15	30	6	2

INDIVIDUAL PITCHING

PITCHER	W	L	ERA	G	GS	CG	SHO	SV	IP	H	R	ER	BB	SO
Batchelder, Bill	0	0	8.71	6	0	0	0	0	10.1	19	17	10	12	10
Blumenstock, Brad	3	1	9.87	23	1	0	0	0	34.2	48	49	38	34	20
Costello, T.J.	0	0	6.00	9	0	0	0	0	12.0	15	8	8	11	9
Della Ratta, Pete	0	5	7.19	22	0	0	0	2	41.1	45	34	33	24	41
Glaze, Randy	1	2	6.35	19	1	0	0	3	28.1	23	22	20	23	26
Gogolin, Al	1	1	8.68	6	0	0	0	0	9.1	10	9	9	14	3
Hilton, Willy	2	1	5.84	26	2	0	0	2	61.2	71	44	40	27	38
Holden, Jason	3	5	5.79	9	8	0	0	0	32.2	39	27	21	14	21
Kjos, Ryan	0	3	3.72	24	1	0	0	0	48.1	41	33	20	26	64
Knickerbocker, Tom	1	1	4.71	12	1	0	0	1	21.0	22	11	11	17	11
Lagattuta, Rico	3	3	2.82	28	0	0	0	3	54.1	49	23	17	23	31
Laxton, Brett	0	5	7.71	13	8	0	0	0	32.2	39	34	28	26	38
Noriega, Ray	4	4	3.54	17	14	0	0	0	61.0	61	28	24	22	50
O'Dell, Jake	2	3	3.33	13	10	0	0	0	48.2	41	25	18	16	46
Paulino, Jose	4	1	3.10	10	8	0	0	0	40.2	43	20	14	9	21
Robertson, Doug	2	3	6.02	23	4	0	0	3	52.1	69	44	35	17	48
Silva, Luis	1	3	9.50	5	4	0	0	0	18.0	25	22	19	10	18
Wallace, Flint	2	6	4.22	17	14	0	0	0	70.1	86	34	33	15	45

DID YOU KNOW...

That Tony Phillips is the only Oakland A's player to hit for the cycle. He accomplished the feat on May 16, 1986 at Baltimore. It was the 12th cycle in Athletics history. Mickey Cochrane did it twice and Harry Davis, Nap Lajoie, Danny Murphy, Frank Baker, Jimmy Foxx, Mike Higgins, Roger Cramer, Sam Chapman and Elmer Valo had one each.

SCOTTSDALE A's (Rookie)

Mailing Address:
1802 North 64th Street
Papago Park Baseball Complex
Phoenix, AZ 85008
Phone: (602) 949-5951
League: Arizona

Manager: Juan Navarrete
Pitching Coach: Curt Young
Coach: Ruben Escalera
Trainer: Chris Lessner

JUAN NAVARRETE

Born: Gomez Palacio, Mexico, September 22, 1953
Height: 6-1 **Weight:** 188

Infielder in his playing career.

Juan Navarrete returns to Scottsdale for the third consecutive season. In his first season as manager in 1995, he guided the A's Arizona Rookie League club to a 37-19 record and first place finish en route to being named Manager of the Year. Last year, the A's finished in 2nd place with a 33-23 record and Navarrete earned Co-Manager of the Year honors. Navarrete has been involved in baseball since 1970. His playing career spanned 21 years (1970-90), during which he spent the majority of his time with the Saltillo Saraperos of the Mexican League as both a player (1970-71, 78-82) and player-manager (1983-85). Navarrete was an eight-time All-Star and a member of the 1980 Championship squad at Saltillo. The former infielder also had a six-year stint in the Montreal Expos organization (1972-77). Navarrete spent his winters fine tuning his baseball skills by participating in the Mexican-Pacifico Winter League (1972-90). He put up impressive numbers and ranks as the all-time stolen base leader and tenth all-time in hitting in league history. Prior to joining the A's, Navarrete's most recent job was as manager of the Tabasco Olemecas of the Mexican League from 1991-94. Juan and his wife, Maria, are the parents of two daughters, Airam and Ana. The family resides in Saltillo, Mexico.

MANAGERIAL RECORD

Year	Club	League	Position	W-L
1995	Scottsdale	Arizona	1st	37-19
1996	Scottsdale	Arizona	2nd	33-23
TOTALS				70-42

1996 SCOTTSDALE A's RECAP

Record: 33-23 (2nd place, -3)

HONORS: 3B *Monty Davis*, SS *Jose Ortiz*, OF *Hipolito Martinez* and LHP *Greg Winkleman* were named to the Arizona League post-season All-Star team... *Juan Navarrete* was named Arizona League Co-Manager of the Year.

TEAM RANKINGS: Finished 3rd in batting (.250) and 5th in ERA (4.29)...offense led the Arizona League in home runs (26), doubles (101) and walks (236) and also finished 2nd in runs (322) and steals (99) and 3rd in hits (479)...pitching staff ranked 2nd in wins (33), and 3rd in saves (15) and strikeouts (468)...were one of two teams with out a complete game...Athletics also finished with a league best .955 fielding percentage.

INDIVIDUAL RANKINGS: *Jose Ortiz* led the league in runs (43) and slugging percentage (.530) and tied for the lead in extra base hits (43)...he also finished 2nd in triples (8) and total bases (106), tied for 2nd in hits (66) and 3rd in batting average (.330)...*Hipolito Martinez* and OF *Braulio Goris* tied for 3rd in RBI (34)...*Martinez* also tied for 4th with OF *Victor Hernandez* in home runs (5)...*Monty Davis* tied for 3rd in runs (40)...*Luis Vizcaino* tied for 3rd in wins (6).

NOTES: RHP *Jose Paulino* won four straight starts July 6-22 (21 IP, 18 H, 7 R, 7 ER, 0 BB, 20 SO)... *Greg Winkleman* allowed no earned runs in 15 consecutive games (20.1 IP, 13 H, 3 R, 7 BB, 16 SO) July 6-August 13, picking up 5 saves... *Victor Hernandez* had six RBI (2 for 3, 1 2B, 1 HR) August 8 in a 11-6 loss to the Padres and earned Player-of-the-Week honors August 5-11... *Monty Davis* hit safely in nine straight games (19 for 42, 3 2B, 2 3B, 6 RBI, 1 SB) July 10-20.

DID YOU KNOW...

That the A's have appeared in 10 League Championship Series, more than any other club. Pittsburgh has appeared in nine, Cincinnati and Baltimore in eight each and Los Angeles and Atlanta in seven each. Oakland has also won six LCS, one more than Baltimore, Los Angeles and Cincinnati.

INDIVIDUAL BATTING

PLAYER	AVG.	G	AB	R	H	2B	3B	HR	RBI	BB	SO	SB	CS
Brown, Emil	.267	4	15	5	4	3	0	0	2	3	2	1	1
Byers, Macgregor	.325	21	77	15	25	9	1	1	13	18	20	2	0
Clifton, Rodney	.207	42	164	27	34	4	1	2	11	13	34	10	2
Davis, Monty	.286	52	206	40	59	9	4	1	20	21	27	7	8
Figueroa, Jose	.153	49	157	18	24	8	0	1	17	23	38	8	1
Goris, Braulio	.244	49	172	24	42	10	3	2	34	31	52	5	2
Hernandez, Victor	.236	46	144	27	34	5	1	5	22	20	29	11	2
Luderer, Brian	.308	6	13	1	4	0	0	0	2	0	1	0	0
Martinez, Hipolito	.265	48	185	29	49	8	3	5	34	19	39	9	0
Nova, Kelvin	.268	47	164	37	44	12	3	0	18	21	43	14	3
Ortiz, Jose	.330	52	200	43	66	12	8	4	25	20	34	16	5
Sosa, Nicolas	.206	46	165	22	34	8	1	1	26	20	52	2	1
Tegland, Ron	.282	27	85	10	24	6	0	3	18	4	25	6	0
Vasquez, Jose	.221	46	145	19	32	6	2	1	20	17	42	7	4
Ventura, Wilfredo	.160	8	25	5	4	1	0	0	2	6	8	1	0

INDIVIDUAL PITCHING

PITCHER	W	L	ERA	G	GS	CG	SHO	SV	IP	H	R	ER	BB	SO
Abreu, Oscar	5	3	6.48	17	6	0	0	1	50.0	47	43	36	37	62
Bennett, Tom	0	0	1.38	4	4	0	0	0	13.0	2	2	2	11	12
D'Amico, Jeff	3	0	1.42	8	0	0	0	0	19.0	14	3	3	2	15
Faulk, Eric	0	1	3.50	6	4	0	0	0	18.0	18	8	7	6	19
Gallagher, Bryan	2	1	3.26	16	1	0	0	0	30.1	37	24	11	10	27
Garcia, Bryan	4	2	5.47	18	3	0	0	1	51.0	58	36	31	11	39
Gogolin, Al	0	2	7.80	6	2	0	0	0	15.0	24	14	13	10	20
Gorrell, Chris	1	2	3.93	12	2	0	0	1	36.2	36	18	16	8	32
Gregg, Kevin	3	3	3.10	11	9	0	0	0	40.2	30	14	14	21	48
Hernandez, Victor	0	0	18.00	1	0	0	0	0	1.0	1	2	2	1	0
Kern, Brian	0	0	2.05	10	4	0	0	3	26.1	23	11	6	5	27
Knickerbocker, Tom	0	2	7.08	8	0	0	0	0	20.1	21	21	16	16	19
Leyva, Julian	0	0	0.00	1	0	0	0	0	2.0	1	0	0	1	2
Martinez, Hipolito	1	0	0.00	1	0	0	0	0	0.2	1	0	0	1	0
Mercedes, Jose	2	2	6.97	10	5	0	0	1	31.0	42	28	24	14	19
Nova, Kelvin	0	1	9.82	3	0	0	0	1	3.2	8	4	4	2	2
Paulino, Jose	4	0	3.68	6	6	0	0	0	29.1	32	13	12	0	31
Silva, Luis	1	0	5.00	5	0	0	0	0	9.0	9	5	5	0	10
Vasquez, Jose	0	0	0.00	1	0	0	0	0	2.1	5	0	0	0	0
Vizcaino, Luis	6	3	4.07	15	10	0	0	1	59.2	58	36	27	24	52
Winkleman, Greg	1	1	1.72	25	0	0	0	6	36.2	31	11	7	15	32

MINOR LEAGUE PLAYERS

WILLIAM TODD ABBOTT

RHP

Goes by Todd

Born: Little Rock, Arkansas, September 13, 1973; **Home:** North Little Rock, Arkansas

Bats: Right; **Throws:** Right; **Height:** 6-4; **Weight:** 200

Obtained: Selected in the 44th round of the June, 1995 free agent draft.

Graduated from North Little Rock HS in 1991...attended the University of Arkansas...signed by Tim Holt.

Year	Club/League	W	L	ERA	G	GS	CG	SV	IP	H	R	ER	BB	SO
1995	So. Oregon, Northwest	2	3	2.96	17	5	0	1	48.2	39	22	16	18	41
	Huntsville, Southern	0	0	4.05	4	0	0	0	6.2	6	3	3	3	4
1996	West Michigan, Midwest	11	7	3.98	32	13	0	1	131.0	135	66	58	41	104

OSCAR MANUEL ABREU (PICHARDO)

RHP

Born: Santo Domingo, Dominican Republic, February 21, 1976; **Home:** Santo Domingo, Dominican Republic

Bats: Right; **Throws:** Right; **Height:** 6-1; **Weight:** 175

Obtained: Signed as a non-drafted free agent, December 7, 1993

Signed by A's scout Santiago Villalona.

MINOR LEAGUE PLAYERS, cont.

Year	Club/League	W	L	ERA	G	GS	CG	SV	IP	H	R	ER	BB	SO
1994	Athletics, Dominican	0	1	6.23	9	3	0	0	17.1	12	18	12	23	14
1995	Scottsdale, Arizona	1	2	7.96	20	1	0	0	26.0	33	30	23	35	29
1996	Scottsdale, Arizona	5	3	6.48	17	6	0	1	50.0	47	43	36	37	62

DANIEL WAYNE ARDOIN**C**

See biography in 1997 Non-Roster Players section, page 110.

BENITO BAEZ (CERI)**LHP****Born:** Bonao, Dominican Republic, May 6, 1977; **Home:** Bonao, Dominican Republic**Bats:** Left; **Throws:** Left; **Height:** 6-0; **Weight:** 160**Obtained:** Signed as a non-drafted free agent, November 8, 1993

Signed by A's scout Santiago Villalona.

Year	Club/League	W	L	ERA	G	GS	CG	SV	IP	H	R	ER	BB	SO
1994	Athletics, Dominican	8	5	2.93	16	3	0	1	58.1	44	34	19	30	44
1995	Scottsdale, Arizona	5	1	3.34	14	11	1	0	70.0	64	35	26	28	83
1996	West Michigan, Midwest	8	4	3.47	32	20	0	4	129.2	123	60	50	52	92

MARK CHRISTIAN BELLHORN**IF****Born:** Boston, Massachusetts, August 23, 1974; **Home:** Oviedo, Florida**Bats:** Switch; **Throws:** Right; **Height:** 6-0; **Weight:** 190**Obtained:** Selected in the 2nd round of the June, 1995 free agent draft

Graduated from Oviedo HS in 1992...attended Auburn University...signed by Billy Merkel.

Year	Club/League	AVG.	G	AB	R	H	2B	3B	HR	RBI	BB	SO	SB
1995	Modesto, California	.258	56	229	35	59	12	0	6	31	27	52	5
1996	Huntsville, Southern	.250	131	468	84	117	24	5	10	71	73	124	19

ROBERT ANTOINE BENNETT**RHP****Born:** Rapid City, South Dakota, December 30, 1970; **Home:** Rapid City, South Dakota**Bats:** Right; **Throws:** Right; **Height:** 6-4; **Weight:** 205**Obtained:** Selected in the 7th round of the June, 1992 free agent draft

Graduated from Rapid City Central HS in 1989...attended Dartmouth college...signed by J.P. Ricciardi.

Year	Club/League	W	L	ERA	G	GS	CG	SV	IP	H	R	ER	BB	SO
1992	So. Oregon, Northwest	2	6	5.81	17	6	0	2	48.0	60	41	31	20	41
1993	Madison, Midwest	7	8	3.28	26	17	0	1	107.0	103	45	39	23	102
1994	West Michigan, Midwest	0	2	2.19	6	4	0	1	24.2	23	8	6	6	23
	Modesto, California	8	2	3.01	20	10	0	0	80.2	75	31	27	25	71
1995	Huntsville, Southern	10	7	4.22	23	21	0	0	117.1	119	62	55	28	70
1996	Huntsville, Southern	5	3	5.27	38	2	0	0	83.2	92	55	49	36	83

THOMAS WILLIAM BENNETT**RHP****Born:** Oakland, California, May 13, 1976; **Home:** Alameda, California**Bats:** Right; **Throws:** Right; **Height:** 6-4; **Weight:** 180**Obtained:** Selected in the 8th round of the June, 1995 free agent draft.

Graduated from Alameda HS in 1994...attended Ohlone Junior College...signed by Will Schock.

Year	Club/League	W	L	ERA	G	GS	CG	SV	IP	H	R	ER	BB	SO
1995	Scottsdale, Arizona	1	1	2.72	11	6	0	0	36.1	20	16	11	16	46
1996	Scottsdale, Arizona	0	0	1.38	4	4	0	0	13.0	2	2	2	11	12
	West Michigan, Midwest	0	1	3.92	6	5	0	0	20.2	17	11	9	18	17

BRAD ALAN BLUMENSTOCK**RHP**

Born: Carbondale, Illinois, February 19, 1975; **Home:** Marion, Illinois
Bats: Right; **Throws:** Right; **Height:** 6-6; **Weight:** 225
Obtained: Selected in the 8th round of the June, 1996 free agent draft.

Graduated from Marion HS in 1993...attended Southern Illinois University...signed by Marty Miller.

Year	Club/League	W	L	ERA	G	GS	CG	SV	IP	H	R	ER	BB	SO
1996	So. Oregon, Northwest	0	0	8.71	6	0	0	0	10.1	19	17	10	12	10

JUSTIN ALLEN BOWLES**OF**

Born: Freeport, Texas, August 20, 1973; **Home:** Lake Jackson, Texas
Bats: Left; **Throws:** Left; **Height:** 6-0; **Weight:** 185
Obtained: Selected in the 16th round of the June, 1996 free agent draft.

Graduated from Brazoswood HS in 1992...attended Louisiana State University...signed by Steve Bowden...hit three homers in a game for Southern Oregon on July 13, 1996...named to the Northwest League All-Star team in 1996.

Year	Club/League	AVG.	G	AB	R	H	2B	3B	HR	RBI	BB	SO	SB
1996	Southern Oregon, Northwest	.285	56	214	41	61	20	1	11	45	31	53	8
	Huntsville, Southern	.333	3	12	1	4	0	0	0	2	0	5	0

TODD MITCHELL BUSA**RHP**

Born: Honesdale, Pennsylvania, December 13, 1972; **Home:** St. Augustine, Florida
Bats: Right; **Throws:** Right; **Height:** 5-11; **Weight:** 190
Obtained: Signed as a minor league free agent, December 9, 1996

Graduated from Honesdale HS in 1991...originally drafted by Detroit in the 16th round of the June, 1991 free agent draft...released prior to the 1995 season and signed by the Florida Marlins organization...granted free agency following the 1995 season, was signed by the Boston organization and then selected by the San Diego organization in the Rule 5 draft.

Year	Club/League	W	L	ERA	G	GS	CG	SV	IP	H	R	ER	BB	SO
1991	Bristol, Appalachian	1	2	2.73	12	1	0	1	29.2	28	16	9	17	26
1992	Fayetteville, South Atlantic	2	9	3.88	44	0	0	4	67.1	65	37	29	30	52
1993	Fayetteville, South Atlantic	4	3	3.65	39	0	0	7	79.0	70	33	32	36	92
1994	Fayetteville, South Atlantic	2	0	0.00	5	0	0	1	15.0	10	1	0	4	13
	Lakeland, Florida State	3	5	4.75	28	1	0	1	53.0	67	30	28	25	27
1995	Kane County, Midwest	0	1	0.86	36	0	0	14	42.0	20	4	4	15	38
1996	Clinton, Midwest	1	0	1.30	32	0	0	18	34.2	22	7	5	7	50
	Rancho Cucamonga, Cal.	0	1	9.72	16	0	0	0	16.2	27	20	18	16	19

MacGREGOR CUNNINGHAM BYERS**IF**

Born: Houston, Texas, July 22, 1974; **Home:** Houston, Texas
Bats: Right; **Throws:** Right; **Height:** 6-0; **Weight:** 185
Obtained: Signed as a non-drafted free agent, June 28, 1996

Graduated from Bellaire HS in 1993...attended the University of Texas...signed by Steve Bowden.

Year	Club/League	AVG.	G	AB	R	H	2B	3B	HR	RBI	BB	SO	SB
1996	Scottsdale, Arizona	.325	21	77	15	25	9	1	1	13	18	20	2
	Southern Oregon, Northwest	.302	34	126	28	38	9	1	1	20	23	32	5

JUAN ALBERTO CAMILO (CASTRO)**OF**

Born: Santo Domingo, Dominican Republic, June 24, 1978; **Home:** Santo Domingo, Dominican Republic
Bats: Left; **Throws:** Right; **Height:** 6-0; **Weight:** 180
Obtained: Signed as a non-drafted free agent, June 1, 1996

Signed by Santiago Villalona.

Year	Club/League	AVG.	G	AB	R	H	2B	3B	HR	RBI	BB	SO	SB
1996	Athletics, Dominican	.241	61	187	48	45	8	5	2	32	57	40	13

Player Level.

MINOR LEAGUE PLAYERS, cont.

JOSE ANTONIO CASTRO (NUÑEZ)

IF

Born: Villa Vasquez, Dominican Republic, October 15, 1974; **Home:** Villa Vasquez, Dominican Republic

Bats: Switch; **Throws:** Right; **Height:** 5-10; **Weight:** 160

Obtained: Signed as a non-drafted free agent, March 23, 1993

Signed by Juan Marichal...had a pair of five-hit games for Modesto in 1996.

Year	Club/League	AVG.	G	AB	R	H	2B	3B	HR	RBI	BB	SO	SB
1993	Athletics, Dominican	.307	57	192	52	59	7	2	2	26	59	30	25
1994	Scottsdale, Arizona	.280	42	150	27	42	5	3	1	11	22	34	17
1995	West Michigan, Midwest	.240	113	409	76	98	20	2	2	40	76	94	51
1996	Modesto, California	.226	95	363	58	82	16	1	8	48	42	124	25

DIONYS ALEJANDRO CESAR (ALVAREZ)

IF

Born: Monte Plata, Dominican Republic, September 27, 1976; **Home:** Monte Plata, Dominican Republic

Bats: Switch; **Throws:** Right; **Height:** 5-10; **Weight:** 155

Obtained: Signed as a non-drafted free agent, August 1, 1993

Named to the Arizona League post-season All-Star team following the 1995 season...signed by A's scout Santiago Villalona.

Year	Club/League	AVG.	G	AB	R	H	2B	3B	HR	RBI	BB	SO	SB
1994	Athletics, Dominican	.275	50	167	33	46	5	2	1	20	17	23	9
1995	Scottsdale, Arizona	.322	48	171	41	55	11	4	2	21	23	29	17
1996	Southern Oregon, Northwest	.271	52	203	37	55	7	4	1	12	19	46	18
	Modesto, California	.200	22	60	5	12	2	0	0	4	7	19	1

ERIC CESAR CHAVEZ

IF

Born: Los Angeles, California, December 7, 1977; **Home:** San Diego, California

Bats: Left; **Throws:** Right; **Height:** 6-1; **Weight:** 195

Obtained: Selected in the 1st round (10th selection overall) of the June, 1996 free agent draft

Graduated from Mount Carmel HS in 1996...signed by Ron Vaughn on August 27, 1996...was a first team High School All-America selection by *Baseball America* in 1996.

Year	Club/League	AVG.	G	AB	R	H	2B	3B	HR	RBI	BB	SO	SB
1996													

(Did not play)

RYAN ALAN CHRISTENSON

OF

Born: Redlands, California, March 28, 1974; **Home:** Apple Valley, California

Bats: Right; **Throws:** Right; **Height:** 5-11; **Weight:** 175

Obtained: Selected in the 10th round of the June, 1995 free agent draft

Graduated from Apple Valley HS in 1992...attended Pepperdine University...signed by Ron Vaughn.

Year	Club/League	AVG.	G	AB	R	H	2B	3B	HR	RBI	BB	SO	SB
1995	Southern Oregon, Northwest	.190	49	158	14	30	4	1	1	16	22	33	5
1996	Southern Oregon, Northwest	.287	36	136	31	39	11	0	5	21	19	21	8
	West Michigan, Midwest	.311	33	122	21	38	2	2	2	18	13	22	2

RODNEY DEON CLIFTON

OF

Born: Elgin, Illinois, November 7, 1976; **Home:** Elgin, Illinois

Bats: Right; **Throws:** Right; **Height:** 6-2; **Weight:** 175

Obtained: Selected in the 32nd round of the June, 1995 free agent draft

Graduated from Elgin HS in 1995...attended Triton College...signed by Marty Miller on May 27, 1996.

Year	Club/League	AVG.	G	AB	R	H	2B	3B	HR	RBI	BB	SO	SB
1996	Scottsdale, Arizona	.207	42	164	27	34	4	1	2	11	13	34	10

CHRISTOPHER MARTIN COCHRANE**RHP****Born:** Plainfield, New Jersey, December 21, 1972; **Home:** South Plainfield, New Jersey**Bats:** Right; **Throws:** Right; **Height:** 6-3; **Weight:** 205**Obtained:** Selected in the 14th round of the June, 1994 free agent draft.

Graduated from South Plainfield HS in 1991...attended Rutgers University...signed by Chris Pittaro...led the Northwest League with 14 saves in 1994.

Year	Club/League	W	L	ERA	G	GS	CG	SV	IP	H	R	ER	BB	SO
1994	So. Oregon, Northwest	2	5	3.78	28	0	0	14	33.1	26	16	14	14	33
1995	West Michigan, Midwest	6	4	3.07	41	4	0	9	85.0	79	37	29	28	48
1996	Modesto, California	5	4	4.00	21	10	0	0	74.1	74	38	33	21	68

ALEXANDER COLE, JR.**OF**

See biography in 1997 Non-Roster Players section, page 110.

STEVEN LEE CONNELLY**RHP****Born:** Long Beach, California, April 27, 1974; **Home:** Long Beach, California**Bats:** Right; **Throws:** Right; **Height:** 6-4; **Weight:** 210**Obtained:** Selected in the 24th round of the June, 1995 free agent draft.

Graduated from Woodrow Wilson HS in 1992...attended the University of Oklahoma...signed by Tim Holt.

Year	Club/League	W	L	ERA	G	GS	CG	SV	IP	H	R	ER	BB	SO
1995	So. Oregon, Northwest	2	4	3.81	17	0	0	2	28.1	29	17	12	14	19
1996	Modesto, California	4	7	3.76	52	0	0	14	64.2	58	33	27	32	65

MICHAEL ROBERT COOLBAUGH**IF****Born:** Binghamton, NY, June 5, 1972; **Home:** San Antonio, Texas**Bats:** Right; **Throws:** Right; **Height:** 6-1; **Weight:** 185**Obtained:** Signed as a minor league free agent, November 4, 1996

Graduated from Theodore Roosevelt HS in 1990...originally drafted by Toronto in the 16th round of the June, 1990 free agent draft...selected by the Texas Rangers in the 1995 Rule 5 minor league draft.

Year	Club/League	AVG.	G	AB	R	H	2B	3B	HR	RBI	BB	SO	SB
1990	Medicine Hat, Pioneer	.190	58	211	21	40	9	0	2	16	13	47	3
1991	St. Catherines, New York-Penn.	.227	71	255	28	58	13	2	3	26	17	40	4
1992	St. Catherines, New York-Penn.	.286	15	49	3	14	1	1	0	2	3	12	0
1993	Hagerstown, South Atlantic	.242	112	389	58	94	23	1	16	62	32	94	4
1994	Dunedin, Florida State	.263	122	456	53	120	33	3	16	66	28	94	3
1995	Knoxville, Southern	.240	142	500	71	120	32	2	9	56	37	110	7
1996	Charlotte, Florida State	.287	124	449	76	129	33	4	15	75	42	80	8
	Tulsa, Texas	.348	7	23	6	8	3	0	2	9	2	3	1

HENRY JAVIER CORNIEL**RHP****Born:** San Pedro de Macoris, Dominican Republic, June 18, 1977; **Home:** San Pedro de Macoris, Dominican Republic**Bats:** Right; **Throws:** Right; **Height:** 6-0; **Weight:** 180**Obtained:** Signed as a non-drafted free agent, March 20, 1994.

Signed by Juan Marichal.

Year	Club/League	AVG.	G	AB	R	H	2B	3B	HR	RBI	BB	SO	SB
1994	Athletics, Dominican	.000	4	9	1	0	0	0	0	0	5	3	0

Year	Club/League	W	L	ERA	G	GS	CG	SV	IP	H	R	ER	BB	SO
1995	Athletics, Dominican	0	0	13.50	2	1	0	0	4.0	7	6	6	4	1
1996	Athletics, Dominican	5	3	1.74	29	0	0	12	41.1	34	12	8	11	25

CAONABO JOSE COSME (CRUZ)**IF****Born:** La Vega, Dominican Republic, March 18, 1979; **Home:** La Vega, Dominican Republic**Bats:** Right; **Throws:** Right; **Height:** 6-2; **Weight:** 160**Obtained:** Signed as a non-drafted free agent, June 1, 1996.

MINOR LEAGUE PLAYERS, cont.

Signed by Santiago Villalona.

Year	Club/League	AVG.	G	AB	R	H	2B	3B	HR	RBI	BB	SO	SB
1996	Athletics, Dominican	.243	65	226	35	55	8	4	1	31	26	34	5

DAVID THOMAS CROMER**OF****Born:** Lake City, South Carolina, March 19, 1971; **Home:** Lexington, South Carolina**Bats:** Left; **Throws:** Left; **Height:** 6-2; **Weight:** 190**Obtained:** Selected in the 11th round of the June, 1992 free agent draft

Graduated from Lexington HS in 1989...attended the University of South Carolina...signed by Mark Conkin...was named California League MVP in 1996 after leading the league in total bases (316), extra base hits (80) and slugging percentage (.626)...also topped the A's farm system with 30 home runs and 130 RBI...was the DH on *Baseball America's* Minor League All-Star team in 1996 and was also named best defensive first baseman in the California League.

Year	Club/League	AVG.	G	AB	R	H	2B	3B	HR	RBI	BB	SO	SB
1992	Southern Oregon, Northwest	.208	50	168	17	35	7	0	4	26	13	34	4
1993	Madison, Midwest	.262	98	321	37	84	20	4	4	41	22	72	8
1994	West Michigan, Midwest	.255	102	349	50	89	20	5	10	58	33	76	11
1995	Modesto, California	.259	108	378	59	98	18	5	14	52	36	66	5
1996	Modesto, California	.329	124	505	100	166	40	10	30	130	32	67	20

JEFFREY MICHAEL D'AMICO**RHP****Born:** Inglewood, California, November 9, 1974; **Home:** Redmond, Washington**Bats:** Right; **Throws:** Right; **Height:** 6-3; **Weight:** 195**Obtained:** Selected in the 2nd round of the June, 1993 free agent draft

Graduated from Redmond HS in 1993...signed by Dave Roberts...was originally drafted as an infielder but was converted to pitcher during the 1996 season.

Year	Club/League	AVG.	G	AB	R	H	2B	3B	HR	RBI	BB	SO	SB
1993	So. Oregon, Northwest	.263	33	114	12	30	9	0	3	15	9	25	2
1994	West Michigan, Midwest	.278	9	36	5	10	3	0	0	3	4	7	2
1995	West Michigan, Midwest	.226	125	434	56	98	24	1	7	55	56	94	8
1996	Modesto, California	.267	47	172	28	46	7	1	4	21	19	31	3

Year	Club/League	W	L	ERA	G	GS	CG	SV	IP	H	R	ER	BB	SO
1996	Scottsdale, Arizona	3	0	1.42	9	0	0	0	19.0	14	3	3	2	15
	Modesto	0	0	18.00	1	0	0	0	1.0	3	3	2	0	0

JEFFREY GRAHAM DaVANON**OF****Born:** San Diego, California, December 8, 1973; **Home:** Del Mar, California**Bats:** Switch; **Throws:** Right; **Height:** 6-0; **Weight:** 185**Obtained:** Selected in the 26th round of the June, 1995 free agent draft

Graduated from Bellaire HS in 1992...attended San Diego State University...signed by Ed Crosby.

Year	Club/League	AVG.	G	AB	R	H	2B	3B	HR	RBI	BB	SO	SB
1995	Southern Oregon, Northwest	.251	57	167	29	42	6	2	1	17	34	49	6
1996	West Michigan, Midwest	.242	89	289	43	70	13	4	2	33	49	66	5

GEORGE MONTGOMERY DAVIS**IF**

Goes by Monty

Born: Vernon, British Columbia, December 25, 1977; **Home:** Vernon, British Columbia**Bats:** Right; **Throws:** Right; **Height:** 6-0; **Weight:** 180**Obtained:** Selected in the 29th round of the June, 1996 free agent draft

Graduated from Vernon Secondary School in 1995...attended Indian Hills CC...signed by Joe Robinson...was the third baseman on the Arizona League All-Star team in 1996.

Year	Club/League	AVG.	G	AB	R	H	2B	3B	HR	RBI	BB	SO	SB
1996	Scottsdale, Arizona	.286	52	206	40	59	9	4	1	20	21	27	7

ROB EDWARDS DeBOER**C****Born:** Omaha, Nebraska, February 4, 1971; **Home:** Omaha, Nebraska**Bats:** Right; **Throws:** Right; **Height:** 5-10; **Weight:** 205**Obtained:** Selected in the 8th round of the June, 1994 free agent draft

Graduated from Burke HS in 1990...attended the University of South Carolina...signed by Mark Conkin.

Year	Club/League	AVG.	G	AB	R	H	2B	3B	HR	RBI	BB	SO	SB
1994	Southern Oregon, Northwest	.256	45	129	23	33	4	0	4	21	18	43	7
1995	West Michigan, Midwest	.242	104	339	57	82	25	2	6	50	58	110	11
1996	Modesto, California	.285	73	249	68	71	8	6	12	52	74	75	12
	Huntsville, Southern	.279	44	122	24	34	6	0	5	21	25	45	1

PETER DELLA RATTA**RHP****Born:** Ft. Lauderdale, Florida, February 14, 1974; **Home:** Gulf Breeze, Florida**Bats:** Right; **Throws:** Right; **Height:** 6-4; **Weight:** 220**Obtained:** Selected in the 30th round of the June, 1996 free agent draft.

Graduated from Gulf Breeze HS in 1992...attended attended South Alabama...signed by John Poloni.

Year	Club/League	W	L	ERA	G	GS	CG	SV	IP	H	R	ER	BB	SO
1996	So. Oregon, Northwest	0	5	7.19	22	0	0	2	41.1	45	34	33	24	41

JUAN DE JESUS DILONE (SANTOS)**IF****Born:** Santo Domingo, Dominican Republic, May 10, 1973; **Home:** Higüey, Dominican Republic**Bats:** Switch; **Throws:** Right; **Height:** 6-0; **Weight:** 165**Obtained:** Signed as a free agent, June 5, 1990

Year	Club/League	AVG.	G	AB	R	H	2B	3B	HR	RBI	BB	SO	SB
1990													
1991	Scottsdale, Arizona	.222	48	153	26	34	2	0	0	21	37	44	5
1992	Scottsdale, Arizona	.232	48	151	30	35	5	0	0	13	39	42	12
1993	So. Oregon, Northwest	.211	54	152	19	32	6	1	1	19	22	52	7
1994	West Michigan, Midwest	.230	106	352	66	81	15	5	12	48	46	110	29
1995	Modesto, California												
1996	Modesto, California	.265	111	404	78	107	17	1	14	66	45	138	31

WELVIS DIAZ (MEDINA)**OF****Born:** Azua, Dominican Republic, May 14, 1978; **Home:** Azua, Dominican Republic**Bats:** Left; **Throws:** Right; **Height:** 6-1; **Weight:** 175**Obtained:** Signed as a non-drafted free agent, January 27, 1995

Signed by Santiago Villalona.

Year	Club/League	AVG.	G	AB	R	H	2B	3B	HR	RBI	BB	SO	SB
1995	Athletics, Dominican	.274	57	168	31	46	7	3	2	19	54	49	3
1996	Athletics, Dominican	.279	51	154	30	43	10	3	5	34	41	42	3

MARIO ENCARNACION (GONZALEZ)**OF****Born:** Bani, Dominican Republic, September 24, 1977; **Home:** Bani, Dominican Republic**Bats:** Right; **Throws:** Right; **Height:** 6-2; **Weight:** 187**Obtained:** Signed as a non-draft free agent, July 11, 1994

Signed by Santiago Villalona.

Year	Club/League	AVG.	G	AB	R	H	2B	3B	HR	RBI	BB	SO	SB
1995	Athletics, Dominican	.345	64	229	56	79	11	5	8	44	40	36	17
1996	West Michigan, Midwest	.229	118	401	55	92	14	3	7	43	49	131	23

JOSUE ESPADA**IF**

See biography in 1997 Non-Roster Players section, page 113.

MINOR LEAGUE PLAYERS, cont.**ERIC STEPHEN FAULK****RHP****Born:** Wilmington, North Carolina, February 8, 1977; **Home:** Wilmington, North Carolina**Bats:** Right; **Throws:** Right; **Height:** 5-11 **Weight:** 180**Obtained:** Selected in the 20th round of the June, 1996 free agent draft.

Graduated from New Hanover HS in 1996...signed by Ron Elam.

Year	Club/League	W	L	ERA	G	GS	CG	SV	IP	H	R	ER	BB	SO
1996	Scottsdale, Arizona	0	1	3.50	6	4	0	0	18.0	18	8	7	6	19

JOSE MARIA FIGUEROA (FIGUEROA)**C****Born:** Santo Domingo, Dominican Republic, December 25, 1977; **Home:** Santo Domingo, Dominican Republic**Bats:** Right; **Throws:** Right; **Height:** 5-9; **Weight:** 180**Obtained:** Signed as a non-drafted free agent, December 15, 1994

Signed by Santiago Villalona.

Year	Club/League	AVG.	G	AB	R	H	2B	3B	HR	RBI	BB	SO	SB
1995	Dominican, Athletics	.212	39	113	19	24	8	0	3	17	14	21	2
1996	Scottsdale, Arizona	.153	49	157	18	24	8	0	1	17	23	38	8

DUANE GREGORY FILCHNER**OF****Born:** Allentown, Pennsylvania, February 28, 1973; **Home:** Northampton, Pennsylvania**Bats:** Left; **Throws:** Left; **Height:** 6-1; **Weight:** 185**Obtained:** Selected in the 23rd round of the June, 1995 free agent draft

Graduated from Northampton HS in 1991...attended Radford University...signed by Ron Elam.

Year	Club/League	AVG.	G	AB	R	H	2B	3B	HR	RBI	BB	SO	SB
1995	Southern Oregon, Northwest	.275	62	189	34	52	4	0	6	34	35	28	12
1996	West Michigan, Midwest	.264	133	477	66	126	24	3	7	82	73	82	2

BRYAN MICHAEL GALLAGHER**LHP****Born:** Klamath Falls, Oregon, October 7, 1976; **Home:** Klamath Falls, Oregon**Bats:** Left; **Throws:** Left; **Height:** 6-2; **Weight:** 195**Obtained:** Signed as a non-drafted free agent, June 25, 1996.

Graduated from Mazama HS in 1994...attended the College of Southern Idaho...signed by Gary McGraw.

Year	Club/League	W	L	ERA	G	GS	CG	SV	IP	H	R	ER	BB	SO
1996	Scottsdale, Arizona	2	1	3.26	16	1	0	0	30.1	37	24	11	10	27

BRYAN SCOTT GARCIA**RHP****Born:** Tarzana, California, June 21, 1978; **Home:** Quartz Hill, California**Bats:** Right; **Throws:** Right; **Height:** 6-3; **Weight:** 165**Obtained:** Selected in the 32nd round of the June, 1996 free agent draft.

Graduated from Quartz Hills HS in 1996...signed by Rick Magnante.

Year	Club/League	W	L	ERA	G	GS	CG	SV	IP	H	R	ER	BB	SO
1996	Scottsdale, Arizona	4	2	5.47	18	3	0	1	51.0	58	36	31	11	39

EXPEDDY RAFAEL GARCIA (SUERO)**LHP****Born:** Santo Domingo, Dominican Republic, February 28, 1977; **Home:** Santo Domingo, Dominican Republic**Bats:** Left; **Throws:** Left; **Height:** 6-2; **Weight:** 180**Obtained:** Signed as a non-drafted free agent, April 25, 1994.

Signed by Juan Marichal.

Year	Club/League	W	L	ERA	G	GS	CG	SV	IP	H	R	ER	BB	SO
1994	Athletics, Dominican	0	0	1.50	2	1	0	0	6.0	5	3	1	5	3
1995	Athletics, Dominican	1	2	9.15	8	5	0	0	19.2	16	26	20	24	28
1996	Athletics, Dominican	5	4	2.79	14	14	1	0	80.2	79	36	25	30	55

WEBSTER LEOTIS GARRISON

IF

See biography in 1997 Non-Roster Players section, page 114.

RANDY CRAIG GLAZE

RHP

Born: Mesquite, Texas, February 11, 1974; **Home:** Carthage, Texas

Bats: Right; **Throws:** Right; **Height:** 6-3; **Weight:** 185

Obtained: Signed as a non-drafted free agent, June 16, 1996.

Graduated from Carthage Hills HS in 1992...graduated from Panola JC and the University of Texas-Arlington...signed by Tim Holt.

Year	Club/League	W	L	ERA	G	GS	CG	SV	IP	H	R	ER	BB	SO
1996	So. Oregon, Northwest	1	2	6.35	19	1	0	3	28.1	23	22	20	23	26

ELTON WILLIAM GOGOLIN

RHP

Goes by Al

Born: Columbia, South Carolina, January 14, 1972; **Home:** Marietta, Georgia

Bats: Right; **Throws:** Right; **Height:** 6-5; **Weight:** 215

Obtained: Selected in the 13th round of the June, 1994 free agent draft.

Graduated from Marist HS in 1990...attended Georgia Institute of Technology...signed by Mark Conkin.

Year	Club/League	W	L	ERA	G	GS	CG	SV	IP	H	R	ER	BB	SO
1994	West Michigan, Midwest	0	0	1.47	11	0	0	1	18.1	13	6	3	14	23
1995	Scottsdale, Arizona								(Injured—did not pitch)					
1996	Scottsdale, Arizona	0	2	7.80	6	2	0	0	15.0	24	14	13	10	20
	So. Oregon, Northwest	1	1	8.68	6	0	0	0	9.1	10	9	9	14	3
	Huntsville, Southern	0	0	0.00	5	0	0	0	6.0	3	0	0	2	4

BRAULIO GORIS (TEJADA)

IF

Born: Brooklyn, New York, October 5, 1976; **Home:** New York, New York

Bats: Left; **Throws:** Left; **Height:** 6-3; **Weight:** 200

Obtained: Signed as a non-drafted free agent, December 7, 1995.

Graduated from La Salle Academy in New York in 1994...signed by Santiago Villalona.

Year	Club/League	AVG.	G	AB	R	H	2B	3B	HR	RBI	BB	SO	SB
1996	Scottsdale, Arizona	.244	49	172	24	42	10	3	2	34	31	52	5

CHRISTOPHER TODD GORRELL

RHP

Born: Boston, Massachusetts, January 27, 1976; **Home:** Las Vegas, Nevada

Bats: Right; **Throws:** Right; **Height:** 6-2; **Weight:** 188

Obtained: Signed as a non-drafted free agent, June 30, 1996.

Graduated from El Dorado HS in 1994...attended Arizona Western College.

Year	Club/League	W	L	ERA	G	GS	CG	SV	IP	H	R	ER	BB	SO
1996	Scottsdale, Arizona	1	2	3.93	12	2	0	1	36.2	36	18	16	8	32

KEVIN MARSCHALL GREGG

RHP

Born: Corvallis, Oregon, June 20, 1978; **Home:** Corvallis, Oregon

Bats: Right; **Throws:** Right; **Height:** 6-6; **Weight:** 200

Obtained: Selected in the 15th round of the June, 1996 free agent draft.

Graduated from Corvallis HS in 1996.

Year	Club/League	W	L	ERA	G	GS	CG	SV	IP	H	R	ER	BB	SO
1996	Scottsdale, Arizona	3	3	3.10	11	9	0	0	40.2	30	14	14	21	48

MINOR LEAGUE PLAYERS, cont.**BENJAMIN GRIEVE****OF**

See biography in 1997 Non-Roster Players section, page 116.

CREIGHTON WADE GUBANICH**C**

See biography in 1997 Non-Roster Players section, page 118.

KEVIN SCOTT GUNTHER**RHP****Born:** Olympia, Washington, February 6, 1973; **Home:** Olympia, Washington**Bats:** Right; **Throws:** Right; **Height:** 6-0; **Weight:** 200**Obtained:** Selected in the 31st round of the June, 1995 free agent draft.

Graduated from Olympia HS in 1991...attended Fresno State...signed by Will Schock.

Year	Club/League	W	L	ERA	G	GS	CG	SV	IP	H	R	ER	BB	SO
1995	So. Oregon, Northwest	1	1	1.42	5	5	0	0	19.0	14	6	3	2	11
	West Michigan, Midwest	1	3	3.71	17	0	0	2	26.2	28	16	11	3	17
1996	West Michigan, Midwest	5	5	2.92	43	0	0	6	95.2	83	37	31	25	90

TOMOHIRO HASHIMOTO**C****Born:** Hakodate, Hokkaido, Japan, March 26, 1977; **Home:** Kamiisho-gun, Hokkaido, Japan**Bats:** Right; **Throws:** Right; **Height:** 6-0; **Weight:** 193**Obtained:** Signed as a non-drafted free agent, November 20, 1996

Graduated from Hakodate Utoh HS in Japan in 1995...signed by Ed Crosby.

GARY ALLEN HAUGHT**RHP****Born:** Tacoma, Washington, September 29, 1970; **Home:** Choctaw, Oklahoma**Bats:** Switch; **Throws:** Right; **Height:** 6-1; **Weight:** 180**Obtained:** Selected in the 22nd round of the June, 1992 free agent draft.

Graduated from Choctaw HS in 1988...attended Southwest Louisiana...signed by Bill Gayton.

Year	Club/League	W	L	ERA	G	GS	CG	SV	IP	H	R	ER	BB	SO
1992	So. Oregon, Northwest	8	2	1.98	19	4	0	2	68.1	58	18	15	14	69
1993	Madison, Midwest	7	1	2.58	17	12	2	0	83.2	62	27	24	29	75
	Modesto, California	0	1	5.09	12	0	0	0	23.0	25	14	13	17	15
1994	Modesto, California	4	3	4.33	39	1	0	2	70.2	66	35	34	26	52
1995	Modesto, California	9	5	2.60	34	4	0	4	86.2	76	29	25	24	81
	Huntsville, Southern	1	1	4.30	9	3	0	0	23.0	23	14	11	8	20
1996	Huntsville, Southern	3	2	3.90	45	0	0	4	67.0	67	33	29	24	52

BRENDAN SEAN HAUSE**LHP****Born:** San Diego, California, October 21, 1974; **Home:** San Diego, California**Bats:** Left; **Throws:** Left; **Height:** 6-1; **Weight:** 185**Obtained:** Selected in the 37th round of the June, 1992 free agent draft

Graduated from Mira Mesa HS in 1992...signed by Ed Crosby.

Year	Club/League	AVG.	G	AB	R	H	2B	3B	HR	RBI	BB	SO	SB
1992	Scottsdale, Arizona	.303	45	145	23	44	13	1	0	17	13	32	0
1993	Scottsdale, Arizona	.667	1	3	0	2	0	0	0	2	1	1	0

Year	Club/League	W	L	ERA	G	GS	CG	SV	IP	H	R	ER	BB	SO
1992	Scottsdale, Arizona	1	0	2.66	14	0	0	2	20.1	18	10	6	5	31
1994	So. Oregon, Northwest	4	1	2.02	13	6	0	0	58.0	46	18	13	23	55
	West Michigan, Midwest	0	1	5.40	4	2	0	0	13.1	16	9	8	6	5
1995	West Michigan, Midwest	8	7	3.87	31	18	0	0	137.1	136	75	59	57	106
1996	Modesto, California	0	0	13.50	1	0	0	0	2.0	4	3	3	1	2

RAMON JOSE HERNANDEZ (MARIN)**C**

See biography in 1997 Non-Roster Players section, page 119.

VICTOR L. HERNANDEZ**OF****Born:** Arecibo, Puerto Rico, February 28, 1977; **Home:** Ciales, Puerto Rico**Bats:** Right; **Throws:** Right; **Height:** 6-0; **Weight:** 166**Obtained:** Selected in the 28th round of the June, 1995 free agent draft

Graduated from Juan Rios Serpa in Ciales, Puerto Rico in 1995...signed by Ruben Escalera.

Year	Club/League	AVG.	G	AB	R	H	2B	3B	HR	RBI	BB	SO	SB
1995	Scottsdale, Arizona	.152	21	46	5	7	0	0	0	3	5	21	0
1996	Scottsdale, Arizona	.236	46	144	27	34	5	1	5	22	20	29	11

ANDREW JAY HINCH**C**

See biography in 1997 Non-Roster Players section, page 120.

STACY EVAN HOLLINS**RHP****Born:** Conroe, Texas, July 31, 1972; **Home:** Denver, Colorado**Bats:** Right; **Throws:** Right; **Height:** 6-3; **Weight:** 180**Obtained:** Selected in the 43rd round of the June, 1992 free agent draft

Graduated from Willis HS (Willis, TX) in 1990...attended San Jacinto JC in Houston...signed by Bill Gayton...tossed a no-hitter on July 7, 1993 while pitching for Madison...had a 10-game winning streak in 1994 which was second best in all of minor league baseball...tied for the league lead with two shutouts at Huntsville in 1996.

Year	Club/League	W	L	ERA	G	GS	CG	SV	IP	H	R	ER	BB	SO
1992	Scottsdale, Arizona	6	3	3.39	15	14	3	0	93.0	89	47	35	19	93
1993	Madison, Midwest	10	11	5.14	26	26	2	0	150.2	145	100	86	52	105
1994	Modesto, California	13	6	3.39	29	22	0	0	143.1	133	57	54	55	131
1995	Huntsville, Southern	3	8	5.33	15	15	0	0	82.2	80	52	49	42	62
	Edmonton, Pacific Coast	0	7	10.31	7	7	0	0	29.2	47	43	34	21	25
1996	Huntsville, Southern	9	9	5.11	28	26	3	0	141.0	149	100	80	56	102

TROY DARNELL HUGHES**OF****Born:** Mt. Vernon, Illinois, January 3, 1971; **Home:** Mt. Vernon, Illinois**Bats:** Right; **Throws:** Right; **Height:** 6-4; **Weight:** 196**Obtained:** Signed as a minor league free agent, January 6, 1997.

Graduated from Mt. Vernon HS...was originally selected by Atlanta in the 8th round of the June, 1989 free agent draft...traded to the New York Yankees organization on August 11, 1995...signed with the Cubs organization as a free agent on February 18, 1996.

Year	Club/League	AVG.	G	AB	R	H	2B	3B	HR	RBI	BB	SO	SB
1989	Bradenton, Gulf Coast	.218	36	110	17	24	5	0	0	10	11	29	8
1990	Pulaski, Appalachian	.269	46	145	22	39	7	1	1	17	16	39	5
1991	Macon, South Atlantic	.300	112	404	69	121	33	2	9	80	36	76	22
1992	Durham, Carolina	.245	128	449	64	110	21	4	16	53	49	97	12
1993	Greenville, Southern	.266	109	383	49	102	20	4	14	58	44	6	7
1994	Greenville, Southern	.303	27	89	14	27	7	0	3	12	11	11	4
	Richmond, International	.215	81	228	24	49	9	1	1	18	29	48	6
1995	Greenville, Southern	.255	73	200	24	51	7	1	6	25	17	52	3
	Norwich, Eastern	.327	15	55	7	18	2	1	1	8	4	11	0
1996	Orlando, Southern	.273	123	450	75	123	26	3	18	93	50	86	3

MIGUEL ANTHONY JIMENEZ**RHP****Born:** New York, New York, August 19, 1969; **Home:** New York, New York**Bats:** Right; **Throws:** Right; **Height:** 6-2; **Weight:** 205**Obtained:** Selected in the 12th round of the June, 1991 free agent draft

MINOR LEAGUE PLAYERS, cont.

Graduated from John F. Kennedy High School in New York in 1987...graduated from Fordham University with a degree in Computer Science...signed by J.P. Ricciardi...made his major league debut with Oakland on September 12, 1993 at Baltimore and retired five of the first six hitters he faced...first win came on October 1, 1993 vs. California, allowing just 1 run over 6 innings...also appeared with the A's in 1994.

Year	Club/League	W	L	ERA	G	GS	CG	SV	IP	H	R	ER	BB	SO
1991	So. Oregon, Northwest	0	2	3.12	10	9	0	0	34.2	22	21	12	34	39
1992	Madison, Midwest	7	7	2.92	26	19	2	0	120.1	78	48	39	78	135
	Huntsville, Southern	1	0	1.80	1	1	0	0	5.0	3	1	1	3	8
1993	Huntsville, Southern	10	6	2.94	20	19	0	0	107.0	92	49	35	64	105
	Tacoma, Pacific Coast	2	3	4.78	8	8	0	0	37.21	32	23	20	24	34
	OAKLAND	1	0	4.00	5	4	0	0	27.0	27	12	12	16	13
1994	Tacoma, Pacific Coast	3	9	9.12	23	15	0	0	74.0	82	83	75	79	64
	OAKLAND	1	4	7.41	8	7	0	0	34.0	38	33	28	32	22
1995	Modesto, California	1	2	6.00	4	4	0	0	18.0	14	13	12	14	11
	Huntsville, Southern	3	2	3.60	6	6	0	0	30.0	25	12	12	11	28
	Edmonton, Pacific Coast	0	0	12.27	6	3	0	0	7.1	12	10	10	10	4
1996	Modesto, California	7	1	4.58	13	12	0	0	70.2	87	40	36	28	75
	Huntsville, Southern	0	4	8.84	19	2	0	0	37.2	43	37	37	27	28
M.L. Totals		2	4	5.90	13	11	0	0	61.0	65	45	40	48	35

TIMOTHY STEVEN JONES

OF

Born: Tustin, California, September 13, 1977; **Home:** Buena Park, California

Bats: Left; **Throws:** Right; **Height:** 6-0; **Weight:** 208

Obtained: Selected in the 7th round of the June, 1995 free agent draft

Graduated from Buena Park HS in 1995...signed by Ron Vaughn.

Year	Club/League	AVG.	G	AB	R	H	2B	3B	HR	RBI	BB	SO	SB
1995	Scottsdale, Arizona	.198	32	96	7	19	2	2	0	10	6	36	5
1996	Southern Oregon, Northwest	.202	62	173	25	35	8	0	6	18	27	69	7

ROBERT WILLIAM KAZMIRSKI

RHP

Born: Van Nuys, California, June 24, 1972; **Home:** Agoura Hills, California

Bats: Right; **Throws:** Right; **Height:** 6-3; **Weight:** 200

Obtained: Signed as a non-drafted free agent, June 19, 1995

Graduated from Agoura Hills HS in 1990...graduated from UCLA in 1995...named to the Arizona League post-season All-Star team in 1995 after leading the league in games and tying for the league lead in saves...topped the A's farm system with 28 saves in 1996...signed by Ron Vaughn.

Year	Club/League	W	L	ERA	G	GS	CG	SV	IP	H	R	ER	BB	SO
1995	Scottsdale, Arizona	4	0	2.13	28	0	0	10	38.0	36	13	9	6	32
1996	West Michigan, Midwest	3	5	2.68	51	0	0	28	53.2	45	19	16	28	37

BRIAN SCOTT KERN

RHP

Born: Benton, Illinois, May 11, 1974; **Home:** Ewing, Illinois

Bats: Right; **Throws:** Right; **Height:** 6-0; **Weight:** 185

Obtained: Signed as a non-drafted free agent, June 27, 1996

Graduated from Benton HS in 1992...attended St. Louis University...signed by Joe Robinson.

Year	Club/League	W	L	ERA	G	GS	CG	SV	IP	H	R	ER	BB	SO
1996	Scottsdale, Arizona	0	0	2.05	10	4	0	3	26.1	23	11	6	5	27

WILLIAM BYRON KING

RHP

Born: Tallahassee, Florida, February 18, 1973; **Home:** Chiple, Florida

Bats: Right; **Throws:** Right; **Height:** 6-5; **Weight:** 215

Obtained: Selected in the 3rd round of the June, 1994 free agent draft

Graduated from Carroll HS in 1991...attended Birmingham Southern...signed by Billy Merkel...named to the California League Post-Season All-Star team in 1996 after leading the A's farm system with 16 wins.

Year	Club/League	W	L	ERA	G	GS	CG	SV	IP	H	R	ER	BB	SO
1994	So. Oregon, Northwest	0	0	0.00	1	1	0	0	3.0	1	0	0	1	2
	West Michigan, Midwest	2	1	1.81	17	1	0	4	44.2	35	11	9	19	25
1995	West Michigan, Midwest	9	7	3.34	30	18	0	2	148.1	152	75	55	41	95
1996	Modesto, California	16	4	4.75	29	27	0	1	163.0	193	102	86	40	100

RYAN DAVID KJOS

RHP

Born: St. Louis Park, Minnesota, March 4, 1973; **Home:** Hopkins, Minnesota

Bats: Right; **Throws:** Right; **Height:** 6-5; **Weight:** 217

Obtained: Selected in the 27th round of the June, 1995 free agent draft.

Graduated from Hopkins HS in 1991...attended the University of Texas...signed by Steve Bowden.

Year	Club/League	W	L	ERA	G	GS	CG	SV	IP	H	R	ER	BB	SO
1995	Scottsdale, Arizona	0	0	19.64	3	0	0	0	3.2	9	10	8	1	5
	So. Oregon, Northwest	2	0	2.45	9	0	0	2	11.0	9	4	3	5	16
1996	So. Oregon, Northwest	0	3	3.72	24	1	0	0	48.1	41	33	20	26	64

THOMAS GARY KNICKERBOCKER

LHP

Born: Fort Atkinson, Wisconsin, July 15, 1975; **Home:** Prairie du Chien, Wisconsin

Bats: Left; **Throws:** Left; **Height:** 6-4; **Weight:** 215

Obtained: Selected in the 9th round of the June, 1995 free agent draft

Graduated from Prairie du Chien Sr. HS in 1993...attended Kirkwood CC...signed by Joe Robinson.

Year	Club/League	W	L	ERA	G	GS	CG	SV	IP	H	R	ER	BB	SO
1995	Scottsdale, Arizona	4	3	3.92	17	7	0	1	43.2	39	27	19	25	40
1996	Scottsdale, Arizona	0	2	7.08	8	0	0	0	20.1	21	21	16	16	19
	So. Oregon, Northwest	1	1	4.71	12	1	0	1	21.0	22	11	11	17	11

TIMOTHY MARK KUBINSKI

LHP

Born: Pullman, Washington, January 20, 1972; **Home:** San Luis Obispo, California

Bats: Left; **Throws:** Left; **Height:** 6-4; **Weight:** 205

Obtained: Selected in the 7th round of the June, 1993 free agent draft

Graduated from San Luis Obispo HS in 1990...attended UCLA...signed by Craig Wallenbrock...led the A's farm system with a 2.36 ERA in 1996.

Year	Club/League	W	L	ERA	G	GS	CG	SV	IP	H	R	ER	BB	SO
1993	Scottsdale, Arizona	0	1	6.00	1	1	0	0	3.0	5	2	2	0	3
	So. Oregon, Northwest	5	5	2.83	12	12	1	0	70.0	67	36	22	18	51
1994	West Michigan, Midwest	14	6	3.63	30	23	1	0	158.2	168	82	64	36	126
1995	Modesto, California	6	10	4.95	25	17	0	2	109.0	126	73	60	24	83
	Edmonton, Pacific Coast	1	2	4.78	6	5	0	0	32.0	34	18	17	10	12
1996	Huntsville, Southern	8	7	2.38	43	3	0	3	102.0	84	41	27	36	78
	Edmonton, Pacific Coast	0	0	0.00	1	0	0	0	1.0	1	0	0	1	0

RICO STEVEN LAGATTUTA

LHP

Born: Atlanta, Georgia, January 14, 1974; **Home:** Thousand Oaks, California

Bats: Left; **Throws:** Left; **Height:** 6-2; **Weight:** 200

Obtained: Selected in the 26th round of the June, 1996 free agent draft

Graduated from Westlake HS in 1992...attended the University of Nevada...signed by Will Schock.

Year	Club/League	W	L	ERA	G	GS	CG	SV	IP	H	R	ER	BB	SO
1996	So. Oregon, Northwest	3	3	2.82	28	0	0	3	54.1	49	23	17	23	31

EDWARD EUFEMIO LARA

IF

Born: Bani, Dominican Republic, October 30, 1975; **Home:** Bani, Dominican Republic

Bats: Switch; **Throws:** Right; **Height:** 5-9; **Weight:** 145

Obtained: Signed as a non-drafted free agent, July 17, 1992

Graduated from Colegio Intermedio de Fatima in 1991...named to the Arizona League post-season All-Star team in 1995...signed by Juan Marichal.

Graduated from Crespi HS in 1996...signed by Rick Magnante.

Year	Club/League	AVG.	G	AB	R	H	2B	3B	HR	RBI	BB	SO	SB
1996	Scottsdale, Arizona	.308	6	13	1	4	0	0	0	2	0	1	0

DAVID JOSEPH MAGADAN

IF

See biography in 1997 Non-Roster Players section, page 125.

DEREK HOWARD MANNING

LHP

Born: Wilmington, North Carolina, July 21, 1970; **Home:** Wilmington, North Carolina

Bats: Left; **Throws:** Left; **Height:** 6-4; **Weight:** 220

Obtained: Selected in the 26th round of the June, 1993 free agent draft

Graduated from New Hanover HS in 1988...graduated from the University of North Carolina in 1993...was named A's Minor League Pitcher of the Year by the A's Player Development Department in 1995...signed by Mark Conkin.

Year	Club/League	W	L	ERA	G	GS	CG	SV	IP	H	R	ER	BB	SO
1993	So. Oregon, Northwest	5	4	3.63	15	13	2	0	79.1	71	35	32	21	63
1994	West Michigan, Midwest	11	7	2.28	29	23	2	2	154.0	120	52	39	42	118
1995	Modesto, California	10	1	2.43	25	12	0	3	111.0	112	43	30	25	102
	Huntsville, Southern	1	2	4.50	5	5	0	0	28.0	26	14	14	7	22
1996	Huntsville, Southern	0	4	6.75	18	12	0	1	72.0	96	59	54	22	51

EDWARD STANLEY MARCINCZYK

IF

Goes by T.R.

Born: Plainville, Connecticut, October 11, 1973; **Home:** Plainville, Connecticut

Bats: Right; **Throws:** Right; **Height:** 6-3; **Weight:** 195

Obtained: Selected in the 28th round of the June, 1996 free agent draft

Attended the University of Miami...signed by Mike Soper.

Year	Club/League	AVG.	G	AB	R	H	2B	3B	HR	RBI	BB	SO	SB
1996	Southern Oregon, Northwest	.222	63	216	29	48	13	2	7	38	22	57	3

HIPOLITO YNDONECIO MARTINEZ (LORA)

OF

Born: Bani, Dominican Republic, January 30, 1977; **Home:** Bani, Dominican Republic

Bats: Right; **Throws:** Right; **Height:** 6-1; **Weight:** 170

Obtained: Signed as a non-drafted free agent, December 7, 1993

Signed by A's scout Santiago Villalona...named to the 1996 Arizona League All-Star team.

Year	Club/League	AVG.	G	AB	R	H	2B	3B	HR	RBI	BB	SO	SB
1994	Athletics, Dominican	.277	40	130	24	36	6	2	2	19	27	24	4
1995	Scottsdale, Arizona	.221	46	149	23	33	4	4	2	27	16	47	8
1996	Scottsdale, Arizona	.265	48	185	29	49	8	3	5	34	19	39	9

ANTHONY ERIC MARTINS

IF

Goes by Eric

Born: East Los Angeles, California, November 19, 1972; **Home:** Rowland Heights, California

Bats: Right; **Throws:** Right; **Height:** 5-9; **Weight:** 170

Obtained: Selected in the 17th round of the June, 1994 free agent draft

Graduated from La Serna HS in 1990...attended Long Beach State...signed by Ed Crosby...was the shortstop on the post season Northwest League All-Star team in 1994.

Year	Club/League	AVG.	G	AB	R	H	2B	3B	HR	RBI	BB	SO	SB
1994	Southern Oregon, Northwest	.331	56	236	47	78	16	3	4	34	23	36	17
	West Michigan, Midwest	.310	18	71	11	22	4	1	0	7	5	12	1
1995	Modesto, California	.290	106	407	71	118	17	5	1	54	62	74	7
1996	Huntsville, Southern	.255	111	388	61	99	23	2	1	34	47	77	7

DAMON WAYNE MASHORE

OF

See biography in 1997 Non-Roster Players section, page 129.

MINOR LEAGUE PLAYERS, cont.

MICHAEL JAMES MAURER

RHP

Born: St. Louis Park, Minnesota, July 4, 1972; **Home:** Burnsville, Minnesota

Bats: Right; **Throws:** Right; **Height:** 6-2; **Weight:** 185

Obtained: Selected in the 7th round of the June, 1994 free agent draft

Graduated from Apple Valley HS in 1990...attended Iowa State University...signed by Marty Miller.

Year	Club/League	W	L	ERA	G	GS	CG	SV	IP	H	R	ER	BB	SO
1994	So. Oregon, Northwest	2	6	3.55	17	8	0	3	63.1	68	42	25	20	67
1995	Modesto, California	2	2	1.79	39	0	0	18	40.1	27	9	8	9	44
	Huntsville, Southern	0	2	6.53	17	0	0	6	20.2	34	18	15	5	19
1996	Huntsville, Southern	4	6	3.76	52	0	0	8	64.2	67	31	27	35	46

CODY DEAN McKAY

C/IF

Born: Vancouver, British Columbia, January 11, 1974; **Home:** Scottsdale, Arizona

Bats: Left; **Throws:** Right; **Height:** 6-0; **Weight:** 190

Obtained: Selected in the 9th round of the June, 1996 free agent draft

Graduated from Horizon HS in 1992...attended Arizona State University...signed by John Kuehl...is the son of former A's player and coach, Dave McKay.

Year	Club/League	AVG.	G	AB	R	H	2B	3B	HR	RBI	BB	SO	SB
1996	Southern Oregon, Northwest	.268	69	254	33	68	13	0	3	30	25	42	0

TODD LUIS MENSIK

IF

Born: Chicago, Illinois, February 27, 1975; **Home:** Orland Park, Illinois

Bats: Left; **Throws:** Left; **Height:** 6-2; **Weight:** 195

Obtained: Selected in the 12th round of the June, 1996 free agent draft

Graduated from Carl Sandburg HS in 1993...attended the University of Mississippi...signed by John Poloni.

Year	Club/League	AVG.	G	AB	R	H	2B	3B	HR	RBI	BB	SO	SB
1996	Southern Oregon, Northwest	.240	59	192	21	46	8	0	0	14	19	39	2

ALEXIS JOSE MERCEDES (GEORGE)

RHP

Goes by Jose

Born: San Pedro de Macoris, D.R., April 12, 1977; **Home:** San Pedro de Macoris, D.R.

Bats: Right; **Throws:** Right; **Height:** 6-4; **Weight:** 165

Obtained: Signed as a non-drafted free agent, March 19, 1994

Signed by Santiago Villalona.

Year	Club/League	W	L	ERA	G	GS	CG	SV	IP	H	R	ER	BB	SO
1994	Athletics, Dominican	1	3	4.54	12	8	0	0	37.2	36	27	19	39	11
1995	Athletics, Dominican	2	6	5.03	15	13	1	1	73.1	87	63	41	48	36
1996	Scottsdale, Arizona	2	2	6.97	10	5	0	1	31.0	42	28	24	14	19

CHRISTIAN MATTHEW MICHALAK

LHP

Born: Joliet, Illinois, January 4, 1971; **Home:** Lemont, Illinois

Bats: Left; **Throws:** Left; **Height:** 6-3; **Weight:** 195

Obtained: Selected in the 12th round of the June, 1993 free agent draft

Graduated from Joliet Catholic HS in 1989...attended Notre Dame...signed by Mike Stafford.

Year	Club/League	W	L	ERA	G	GS	CG	SV	IP	H	R	ER	BB	SO
1993	So. Oregon, Northwest	7	3	2.85	16	15	0	0	79.0	77	41	25	36	57
1994	West Michigan, Midwest	5	3	3.90	15	10	0	0	67.0	66	32	29	28	38
	Modesto, California	5	3	2.91	17	10	1	2	77.1	67	28	25	20	46
1995	Modesto, California	3	2	2.62	44	0	0	2	65.1	56	26	19	27	49
	Huntsville, Southern	1	1	11.12	7	0	0	1	5.2	10	7	7	5	4
1996	Modesto, California	2	2	3.03	21	0	0	4	38.2	37	21	13	17	39
	Huntsville, Southern	4	0	7.71	21	0	0	0	23.1	32	29	20	26	15

ALEJANDRO EDUARDO MIRANDA**1B**

Born: Miami Beach, Florida, May 14, 1972; **Home:** Miami, Florida
Bats: Left; **Throws:** Left; **Height:** 6-2; **Weight:** 205
Obtained: Selected in the 21st round of the June, 1994 free agent draft

Graduated from Columbus HS in 1990...attended the University of Miami...signed by Tony Arias.

Year	Club/League	AVG.	G	AB	R	H	2B	3B	HR	RBI	BB	SO	SB
1994	Southern Oregon, Northwest	.302	73	222	41	67	11	1	3	23	22	54	1
1995	West Michigan, Midwest	.232	124	393	53	91	21	2	8	60	75	78	6
1996	West Michigan, Midwest	.222	123	414	57	92	18	2	5	48	86	84	3

KEVIN JAMES MLODIK**RHP**

Born: Stevens Point, Wisconsin, August 21, 1974; **Home:** Rosholt, Wisconsin
Bats: Right; **Throws:** Right; **Height:** 6-1; **Weight:** 205
Obtained: Selected in the 14th round of the June, 1995 free agent draft

Graduated from Rosholt HS in 1992...attended the University of Wisconsin, Oshkosh...signed by Marty Miller.

Year	Club/League	W	L	ERA	G	GS	CG	SV	IP	H	R	ER	BB	SO
1995	So. Oregon, Northwest	2	2	3.15	20	10	0	0	60.0	62	35	21	20	43
1996	West Michigan, Midwest	8	6	2.77	31	22	0	1	136.1	118	53	42	53	135

AGUSTIN MONTERO (ALCANTARA)**RHP**

Born: San Pedro de Macoris, Dominican Republic, August 26, 1977; **Home:** San Pedro de Macoris, Dominican Republic
Bats: Right; **Throws:** Right; **Height:** 6-2; **Weight:** 185
Obtained: Signed as a non-drafted free agent, January 20, 1995

Signed by Santiago Villalona.

Year	Club/League	W	L	ERA	G	GS	CG	SV	IP	H	R	ER	BB	SO
1995	Athletics, Dominican	0	1	11.59	1	0	0	0	2.1	7	6	3	2	2
1996	Athletics, Dominican	8	2	2.21	17	12	2	1	85.2	64	29	21	58	71

WILLIAM ANTHONY MORALES**C**

Born: Tucson, Arizona, September 7, 1972; **Home:** Tucson, Arizona
Bats: Right; **Throws:** Right; **Height:** 5-10; **Weight:** 182
Obtained: Selected in the 14th round of the June, 1993 free agent draft

Graduated from Tucson HS in 1990...attended the University of Arizona...signed by Ed Crosby...was 3 for 3 in the 1995 California League All-Star Game...was the catcher on the 1996 Southern League Post-Season All-Star team.

Year	Club/League	AVG.	G	AB	R	H	2B	3B	HR	RBI	BB	SO	SB
1993	Southern Oregon, Northwest	.269	60	208	34	56	16	0	1	27	19	36	0
	Tacoma, Pacific Coast	.000	2	3	0	0	0	0	0	0	1	1	0
1994	West Michigan, Midwest	.266	111	380	47	101	26	0	13	51	36	64	3
1995	Modesto, California	.277	109	419	49	116	32	0	4	60	28	75	1
1996	Huntsville, Southern	.292	108	377	54	110	24	0	18	73	38	67	0

JUAN CARLOS MORENO (VEGAS)**LHP**

Born: Maiquetia, Municipio Vargas, Venezuela, February 28, 1975; **Home:** Cagua, Edo Aragua, Venezuela
Bats: Left; **Throws:** Left; **Height:** 6-1; **Weight:** 190
Obtained: Signed as an undrafted free agent, April 14, 1993

Graduated from Josefina Crespo HS in Venezuela in 1992...signed by Ubaldo Heredia.

Year	Club/League	W	L	ERA	G	GS	CG	SV	IP	H	R	ER	BB	SO
1993	Athletics, Dominican	3	1	3.33	13	3	0	1	48.2	42	23	18	35	36
1994	Athletics, Dominican	3	1	4.23	17	4	0	3	38.1	26	27	18	44	41
1995	Scottsdale, Arizona	6	2	1.21	20	0	0	0	44.2	36	10	6	20	49
1996	West Michigan, Midwest	4	6	4.37	38	11	0	0	107.0	98	60	52	69	97

MINOR LEAGUE PLAYERS, cont.**CHRIS MICHAEL MORRISON****RHP**

Born: Albany, New York, April 3, 1972; **Home:** Lithonia, Georgia
Bats: Right; **Throws:** Right; **Height:** 6-0; **Weight:** 195
Obtained: Selected in the 34th round of the June, 1995 free agent draft

Graduated from Lithonia HS in 1990...graduated from Auburn University in 1995...signed by Billy Merkel.

Year	Club/League	W	L	ERA	G	GS	CG	SV	IP	H	R	ER	BB	SO
1995	So. Oregon, Northwest	2	1	2.40	6	0	0	0	15.0	14	4	4	1	11
	West Michigan, Midwest	4	1	4.98	13	0	0	0	21.2	28	13	12	4	13
1996	West Michigan, Midwest	5	5	4.32	40	0	0	1	58.1	64	38	28	20	51

MICHAEL ROBERT NEILL**OF**

Born: Martinsville, Virginia, April 27, 1970; **Home:** Seaford, Delaware
Bats: Left; **Throws:** Left; **Height:** 6-2; **Weight:** 190
Obtained: Selected in the 2nd round of the June, 1991 free agent draft.

Graduated from Seaford HS in 1988...attended Villanova...led the Northwest League with a .350 batting average in 1991 and was named to the post season All-Star team...was an outfielder on the post season California League All-Star team in 1992 and was also named Rookie of the Year in the California League...was an outfielder on the 1996 California League Post-Season All-Star team...led the A's farm system in 1996 with a .331 average...signed by J.P. Ricciardi.

Year	Club/League	AVG.	G	AB	R	H	2B	3B	HR	RBI	BB	SO	SB
1991	Southern Oregon, Northwest	.350	63	240	42	84	14	0	5	42	35	54	9
1992	Reno, California	.336	130	473	101	159	26	7	5	76	81	96	23
	Huntsville, Southern	.313	5	16	4	5	0	0	0	2	2	7	1
1993	Modesto, California	.194	17	62	4	12	3	0	0	4	12	12	0
	Huntsville, Southern	.246	54	179	30	44	8	0	1	15	34	45	3
1994	Modesto, California	.291	47	165	22	48	4	1	2	18	26	50	1
	Tacoma, Pacific Coast	.227	7	22	1	5	1	0	0	2	3	7	0
1995	Modesto, California	.276	71	257	39	71	17	1	6	36	34	65	4
	Huntsville, Southern	.299	33	107	11	32	6	1	2	16	12	29	1
1996	Modesto, California	.339	114	442	101	150	20	6	19	78	68	123	28
	Edmonton, Pacific Coast	.150	6	20	4	3	1	0	1	4	2	3	0

CHRISTOPHER ALLEN NELSON**RHP**

Born: San Diego, California, January 26, 1973; **Home:** San Diego, California
Bats: Switch; **Throws:** Right; **Height:** 6-2; **Weight:** 180
Obtained: Selected in the 41st round of the June, 1995 free agent draft.

Graduated from Morse HS in 1991...attended Oklahoma State University...signed by Tim Holt.

Year	Club/League	W	L	ERA	G	GS	CG	SV	IP	H	R	ER	BB	SO
1995	So. Oregon, Northwest	2	3	3.48	16	6	0	1	54.1	43	25	21	13	52
	Modesto, California	2	0	0.90	2	2	0	0	10.0	4	1	1	4	8
1996	West Michigan, Midwest	3	1	2.42	16	9	0	1	70.2	53	19	19	20	79
	Modesto, California	3	5	5.40	14	13	0	0	63.1	86	50	38	17	62

DAVID MATTHEW NEWHAN**OF**

Born: Fullerton, California, September 7, 1973; **Home:** Yorba Linda, California
Bats: Left; **Throws:** Right; **Height:** 5-10; **Weight:** 180
Obtained: Selected in the 17th round of the June, 1995 free agent draft

Graduated from Esperanza HS in 1991...attended Pepperdine University...signed by Ron Vaughn...had five hits and hit for the cycle on July 2, 1996 vs. San Jose.

Year	Club/League	AVG.	G	AB	R	H	2B	3B	HR	RBI	BB	SO	SB
1995	Southern Oregon, Northwest	.269	42	145	25	39	8	1	6	21	29	30	10
	West Michigan, Midwest	.219	25	96	9	21	5	0	3	8	13	26	3
1996	Modesto, California	.301	117	455	96	137	27	3	25	75	62	106	17

CHRISTOPHER THOMAS NICHTING**RHP**

See biography in 1997 Non-Roster Players section, page 131.

WAYNE JOSEPH NIX**RHP****Born:** Van Nuys, California, September 16, 1976; **Home:** North Hills, California**Bats:** Right; **Throws:** Right; **Height:** 6-5; **Weight:** 210**Obtained:** Selected in the 4th round of the June, 1995 free agent draft

Graduated from Monroe HS in 1995...signed by Ron Vaughn.

Year	Club/League	W	L	ERA	G	GS	CG	SV	IP	H	R	ER	BB	SO
1995	Scottsdale, Arizona	0	2	5.79	6	3	0	0	14.0	15	10	9	4	14
1996	Scottsdale, Arizona								(Injured — did not pitch)					

RAYMUNDO ENCINAS NORIEGA**LHP****Born:** Tucson, Arizona, March 28, 1974; **Home:** Tucson, Arizona**Bats:** Right; **Throws:** Left; **Height:** 5-10; **Weight:** 170**Obtained:** Selected in the 31st round of the June, 1996 free agent draft.

Graduated from Desert View HS in 1992...attended New Mexico Highlands University...signed by John Kuehl.

Year	Club/League	W	L	ERA	G	GS	CG	SV	IP	H	R	ER	BB	SO
1996	So. Oregon, Northwest	4	4	3.54	17	14	0	0	61.0	61	28	24	22	50

KELVIN NOVA**IF****Born:** Bani, Dominican Republic, June 15, 1977; **Home:** Bani, Dominican Republic**Bats:** Switch; **Throws:** Right; **Height:** 5-11; **Weight:** 160**Obtained:** Signed as a non-drafted free agent, January 25, 1994

Signed by Santiago Villalona.

Year	Club/League	AVG.	G	AB	R	H	2B	3B	HR	RBI	BB	SO	SB
1995	Athletics, Dominican	.209	47	153	29	32	8	1	1	14	21	23	9
1996	Scottsdale, Arizona	.268	47	164	37	44	12	3	0	18	21	43	14

JOSE MANUEL NUÑEZ (MORALES)**C****Born:** Bonao, Dominican Republic, November 12, 1976; **Home:** Bonao, Dominican Republic**Bats:** Right; **Throws:** Right; **Height:** 5-9; **Weight:** 180**Obtained:** Signed as a non-drafted free agent, November 21, 1994.

Signed by Santiago Villalona.

Year	Club/League	AVG.	G	AB	R	H	2B	3B	HR	RBI	BB	SO	SB
1995	Athletics, Dominican	.225	51	151	26	34	7	1	5	29	20	62	2
1996	Athletics, Dominican	.282	41	110	19	31	6	2	5	28	27	40	1

JACOB ERIC O'DELL**RHP****Born:** Carmel, California, September 22, 1973; **Home:** Round Rock, Texas**Bats:** Right; **Throws:** Right; **Height:** 6-1; **Weight:** 205**Obtained:** Selected in the 11th round of the June, 1996 free agent draft

Graduated from Round Rock HS in 1992...attended the University of Texas...signed by Steve Bowden.

Year	Club/League	W	L	ERA	G	GS	CG	SV	IP	H	R	ER	BB	SO
1996	So. Oregon, Northwest	2	3	3.33	13	10	0	0	48.2	41	25	18	16	46
	Modesto, California	1	0	5.40	1	1	0	0	5.0	6	4	3	0	4

MICHAEL LEE OQUIST**RHP**

See biography in 1997 Non-Roster Players section, page 133.

MINOR LEAGUE PLAYERS, cont.

RANDY MONTOYA ORTEGA

C/IF

Born: Stockton, California, July 5, 1972; **Home:** Stockton, California

Bats: Right; **Throws:** Right; **Height:** 6-1; **Weight:** 205

Obtained: Selected in the 33rd round of the June, 1993 free agent draft

Graduated from Lincoln HS in 1990...attended the University of Santa Clara...signed by Will Schock.

Year	Club/League	AVG.	G	AB	R	H	2B	3B	HR	RBI	BB	SO	SB
1993	Scottsdale, Arizona	.250	36	88	14	22	5	0	1	12	20	13	2
1994	West Michigan, Midwest	.239	74	222	26	53	11	0	2	30	29	42	3
1995	West Michigan, Midwest	.216	48	162	8	35	4	0	0	13	13	27	0
	Modesto, California	.174	10	23	2	4	1	0	0	1	6	7	0
1996	West Michigan, Midwest	.252	49	139	15	35	4	0	2	21	25	34	0
	Modesto, California	.246	23	65	8	16	2	1	1	5	9	11	1

JOSE DANIEL ORTIZ (SANTOS)

IF

Born: Santo Domingo, Dominican Republic, June 13, 1977; **Home:** Santo Domingo, Dominican Republic

Bats: Right; **Throws:** Right; **Height:** 5-9; **Weight:** 160

Obtained: Signed as a non-drafted free agent, November 8, 1994

Signed by Santiago Villalona...was the shortstop on the 1996 Arizona League All-Star team after leading the league in runs scored (43) and slugging percentage (.530) and tying for the league lead in extra base hits (24).

Year	Club/League	AVG.	G	AB	R	H	2B	3B	HR	RBI	BB	SO	SB
1995	Athletics, Dominican	.300	61	217	45	65	12	2	9	41	32	22	14
1996	Scottsdale, Arizona	.330	52	200	43	66	12	8	4	25	20	34	16
	Modesto, California	.250	1	4	0	1	0	0	0	0	0	1	0

ARTURO PAULINO

IF

Born: San Cristobal, Dominican Republic, July 18, 1974; **Home:** San Cristobal, Dominican Republic

Bats: Right; **Throws:** Right; **Height:** 5-10; **Weight:** 150

Obtained: Signed as a non-drafted free agent, July 17, 1992

Signed by Juan Marichal.

Year	Club/League	AVG.	G	AB	R	H	2B	3B	HR	RBI	BB	SO	SB
1993	Athletics, Dominican	.285	48	137	25	39	7	1	4	17	18	26	7
1994	Scottsdale, Arizona	.277	44	141	13	39	8	3	1	22	11	40	11
1995	Scottsdale, Arizona	.256	31	117	18	30	2	4	0	13	14	36	14
	Modesto, California	.111	5	9	2	1	0	0	0	0	4	4	1
1996	West Michigan, Midwest	.221	87	231	27	51	7	1	2	19	24	46	9

A's TRIPLE PLAYS

The A's have grounded into six triple plays in Oakland history. They have also turned five and infielder Wayne Gross participated in four of them.

Turned

May 7, 1979 at Baltimore (Gross to Klutts to Revering) by Gary Roenicke

June 19, 1979 vs. Kansas City (Gross to Edwards to Revering) by Al Cowens

June 23, 1979 vs. Texas (Gross to Armas to Chalk to Armas) by John Grubb

April 27, 1981 vs. California (Picciolo to Revering) by Don Baylor

July 18, 1983 vs. Detroit (Peters to Phillips to Almon to Gross) by John Wockenfuss

April 7, 1996 vs. Detroit at Las Vegas (Young to Gates to Giambi to Steinbach)

Grounded Into

June 23, 1968 vs. Washington by Dave Duncan

July 7, 1973 at Baltimore by Gene Tenace

August 8, 1977 at Texas by Manny Sanguillen

August 12, 1986 vs. Seattle by Carney Lansford

August 8, 1990 vs. Baltimore by Willie Randolph

May 14, 1994 at Kansas City by Geronimo Berroa

JOSE LUIS PAULINO**RHP**

Born: San Cristobal, Dominican Republic, January 2, 1977; **Home:** Santo Domingo, Dominican Republic
Bats: Right; **Throws:** Right; **Height:** 6-3; **Weight:** 170
Obtained: Signed as a non-drafted free agent, August 20, 1993

Signed by A's scout Santiago Villalona...led the Dominican Summer League with a 0.67 ERA in 1994...named to the Arizona League post-season All-Star team in 1995 after tying for the league lead in wins and games started.

Year	Club/League	W	L	ERA	G	GS	CG	SV	IP	H	R	ER	BB	SO
1994	Athletics, Dominican	12	0	0.67	16	14	4	0	107.1	71	19	8	21	80
1995	Scottsdale, Arizona	9	2	3.19	15	13	0	0	87.1	74	35	31	17	72
1996	Scottsdale, Arizona	4	0	3.68	6	6	0	0	29.1	32	13	12	0	31
	So. Oregon, Northwest	4	1	3.10	10	8	0	0	40.2	43	20	14	9	21

CRISTIAN JHOSIE PELLERANO (SOTO)**OF**

Born: Santo Domingo, Dominican Republic, August 25, 1978; **Home:** Santo Domingo, Dominican Republic
Bats: Right; **Throws:** Right; **Height:** 6-2; **Weight:** 185
Obtained: Signed as a non-drafted free agent, August 3, 1995

Signed by Santiago Villalona.

Year	Club/League	AVG.	G	AB	R	H	2B	3B	HR	RBI	BB	SO	SB
1996	Athletics, Dominican	.167	11	30	6	5	1	0	0	3	4	12	0

JUAN ANTONIO PEÑA (JEREZ)**LHP**

Born: Santo Domingo, Dominican Republic, June 4, 1979; **Home:** Santo Domingo, Dominican Republic
Bats: Left; **Throws:** Left; **Height:** 6-3; **Weight:** 165
Obtained: Signed as a non-drafted free agent, November 1, 1995.

Signed by A's scout Santiago Villalona.

Year	Club/League	W	L	ERA	G	GS	CG	SV	IP	H	R	ER	BB	SO
1996	Athletics, Dominican	8	2	3.21	12	12	0	0	70.0	75	34	25	15	59

TROY MICHAEL PENIX**IF**

Born: Stockton, California, August 25, 1971; **Home:** Stockton, California
Bats: Left; **Throws:** Left; **Height:** 6-4; **Weight:** 230
Obtained: Selected in the 8th round of the June, 1992 free agent draft.

Graduated from Tokay HS in 1989...attended the University of California...hit for the cycle on August 11, 1992 vs. Everett...signed by Bill Bowman.

Year	Club/League	AVG.	G	AB	R	H	2B	3B	HR	RBI	BB	SO	SB
1992	Southern Oregon, Northwest	.287	56	209	25	60	9	2	7	38	21	52	4
1993	Madison, Midwest	.254	66	236	35	60	10	3	10	45	20	39	1
1994													
1995													
1996													

JUAN LUIS PEREZ**LHP**

Born: La Romana, Dominican Republic, March 28, 1973; **Home:** La Romana, Dominican Republic
Bats: Left; **Throws:** Left; **Height:** 6-0; **Weight:** 155
Obtained: Signed as a non-drafted free agent, January 17, 1972

Went to school at Batey Lechuga in the Dominican Republic...signed by Juan Marichal.

Year	Club/League	W	L	ERA	G	GS	CG	SV	IP	H	R	ER	BB	SO
1992	Athletics, Dominican	6	2	3.17	15	6	0	2	68.0	70	30	24	28	43
1993	Scottsdale, Arizona	4	1	2.31	12	0	0	0	35.0	34	12	9	9	31
1994	Scottsdale, Arizona	3	2	4.37	14	4	0	1	47.1	66	30	23	14	41
1995	West Michigan, Midwest	11	8	3.64	30	19	1	1	141.0	129	73	57	55	117
1996	Modesto, California	2	4	5.02	38	8	0	4	98.2	120	68	55	34	89

MINOR LEAGUE PLAYERS, cont.**STEVEN ROBERT PHOENIX****RHP**

Born: Phoenix, Arizona, January 31, 1968; **Home:** Gilbert, Arizona
Bats: Right; **Throws:** Right; **Height:** 6-2; **Weight:** 185
Obtained: Signed as a minor league free agent, January 21, 1997

Graduated from Valhalla HS in El Cajon, California in 1986...attended Grossmont JC for two years and Grand Canyon College for two years...originally signed by the A's as a non drafted free agent on June 19, 1990...spent six years in the A's organization, including 1994 when he made his major league debut on July 30 vs. Detroit...made one other ML appearance in 1994 and one in 1995 before signing with the Pittsburgh organization as a six-year minor league free agent on February 12, 1996.

Year	Club/League	W	L	ERA	G	GS	CG	SV	IP	H	R	ER	BB	SO
1990	Scottsdale, Arizona	3	1	1.45	6	6	0	0	31.0	25	14	5	4	31
	Modesto, California	4	1	4.58	6	6	0	0	37.1	43	21	19	10	23
1991	Madison, Midwest	3	0	2.95	7	2	0	2	21.1	26	8	7	10	19
	Modesto, California	5	2	3.74	27	3	1	2	84.1	87	44	35	33	65
	Huntsville, Southern	0	0	6.00	2	0	0	0	3.0	7	3	2	1	3
1992	Huntsville, Southern	11	5	2.79	32	24	0	0	174.0	179	68	54	36	124
1993	Huntsville, Southern	2	2	1.40	11	0	0	1	19.1	13	5	3	5	15
	Tacoma, Pacific Coast	0	2	6.97	11	5	0	0	31.0	42	27	24	27	21
1994	Huntsville, Southern	6	2	1.29	38	0	0	20	48.2	42	9	7	16	40
	Tacoma, Pacific Coast	0	2	1.23	20	0	0	9	22.0	16	5	3	4	16
	OAKLAND	0	0	6.23	2	0	0	0	4.1	4	3	3	2	3
1995	Edmonton, Pacific Coast	4	3	4.50	40	0	0	5	64.0	66	36	32	28	28
	OAKLAND	0	0	32.40	1	0	0	0	1.2	3	6	6	3	3
1996	Calgary, Pacific Coast	1	1	1.69	10	1	0	0	16.0	16	8	3	5	9
	Carolina, Southern	2	2	4.98	20	0	0	5	21.2	31	12	12	6	16
M.L. Totals		0	0	13.50	3	0	0	0	6.0	7	9	9	5	6

DAVID EDWARD PLANT**RHP**

Born: Modesto, California, February 1, 1976; **Home:** Modesto, California
Bats: Right; **Throws:** Right; **Height:** 6-0; **Weight:** 170
Obtained: Selected in the 34th round of the June, 1994 free agent draft

Graduated from Grace M. Davis HS in 1994...attended Modesto JC...did not sign until May 23, 1995...signed by Will Schock.

Year	Club/League	W	L	ERA	G	GS	CG	SV	IP	H	R	ER	BB	SO
1995	Scottsdale, Arizona	4	2	1.76	14	6	0	2	51.0	34	11	10	12	51
1996	Scottsdale, Arizona	(Injured — did not pitch)												

JUAN ALEXANDER POLANCO (ACOSTA)**IF**

Born: Bani, Dominican Republic, January 6, 1975; **Home:** Bani, Dominican Republic
Bats: Right; **Throws:** Right; **Height:** 5-10; **Weight:** 160
Obtained: Signed as a non-drafted free agent, July 17, 1992

Graduated from Liceo Francisco Gregorio Villini in 1991...named to the Arizona League post-season All-Star team in 1995...signed by Juan Marichal.

Year	Club/League	AVG.	G	AB	R	H	2B	3B	HR	RBI	BB	SO	SB	
1992		(Played in Dominican Republic)												
1993	Athletics, Dominican	.262	61	195	36	51	5	0	5	31	34	36	6	
1994	Athletics, Dominican	.315	52	235	52	74	12	9	8	39	19	36	11	
1995	Scottsdale, Arizona	.296	48	179	41	53	11	5	2	23	17	35	18	
1996	Southern Oregon, Northwest	.216	56	208	22	45	7	2	4	24	15	57	13	
	Modesto, California	.214	8	28	4	6	2	0	1	2	3	7	1	

JAMES HARRIS PRICE**RHP**

Goes by Jamey
Born: Pine Bluff, Arkansas, February 11, 1972; **Home:** Pine Bluff, Arkansas
Bats: Left; **Throws:** Right; **Height:** 6-7; **Weight:** 220
Obtained: Selected in the 6th round of the June, 1995 free agent draft

Graduated from Pine Bluff HS in 1990...graduated from the University of Mississippi in 1995...signed by Billy Merkel on January 17, 1996.

Year	Club/League	W	L	ERA	G	GS	CG	SV	IP	H	R	ER	BB	SO
1996	West Michigan, Midwest	6	1	1.71	20	16	0	0	89.1	80	22	17	19	88

RAFAEL MANUEL PUJOL (GONZALEZ)

C

Born: Bani, Dominican Republic, January 20, 1978; **Home:** Bani, Dominican Republic

Bats: Right; **Throws:** Right; **Height:** 6-0; **Weight:** 165

Obtained: Signed as a non-drafted free agent, August 10, 1994

Signed by Santiago Villalona.

Year	Club/League	AVG.	G	AB	R	H	2B	3B	HR	RBI	BB	SO	SB
1995	Athletics, Dominican	.250	49	168	26	42	6	1	0	19	13	13	3
1996	Athletics, Dominican	.256	50	172	18	44	2	2	4	30	19	11	1

JASON O'NEIL RAJOTTE

LHP

Born: Warwick, Rhode Island, December 15, 1972; **Home:** West Warwick, Rhode Island

Bats: Left; **Throws:** Left; **Height:** 6-0; **Weight:** 180

Obtained: Selected in the 11th round of the June, 1993 draft

Graduated from West Warwick HS in 1990...attended the University of Maine...signed by J.P. Ricciardi.

Year	Club/League	W	L	ERA	G	GS	CG	SV	IP	H	R	ER	BB	SO
1993	So. Oregon, Northwest	0	1	6.28	9	0	0	0	14.1	15	15	10	9	14
1994	West Michigan, Midwest	0	4	4.15	36	0	0	7	47.2	47	28	22	20	31
1995	West Michigan, Midwest	2	2	3.12	44	0	0	13	52.0	51	27	18	38	52
1996	Modesto, California	3	6	2.52	47	0	0	7	75.0	50	24	21	28	57

TROY MATTHEW RAUER

OF

Born: St. Joseph, Missouri, November 18, 1972; **Home:** Scottsdale, Arizona

Bats: Right; **Throws:** Right; **Height:** 6-4; **Weight:** 220

Obtained: Selected in the 12th round of the June, 1995 free agent draft

Graduated from Central HS in 1991...attended Arizona State University...signed by John Kuehl.

Year	Club/League	AVG.	G	AB	R	H	2B	3B	HR	RBI	BB	SO	SB
1995	Scottsdale, Arizona	.160	30	100	13	16	2	2	1	12	12	43	3
1996	Southern Oregon, Northwest	.205	62	215	29	44	10	0	8	24	21	85	7
	West Michigan, Midwest	.045	13	22	3	1	0	0	0	1	3	13	0

CHARLES MARK RICCI

RHP

See biography in 1997 Non-Roster Players section, page 135.

SCOTT PATRICK RIVETTE

RHP

Born: Montclair, California, February 8, 1974; **Home:** Upland, California

Bats: Switch; **Throws:** Right; **Height:** 6-2; **Weight:** 200

Obtained: Selected in the 11th round of the June, 1995 free agent draft

Graduated from Upland HS in 1990...attended Long Beach State University...signed by Ed Crosby...tied for the Midwest League lead with 29 starts in 1996 and led the A's farm system with 142 strikeouts.

Year	Club/League	W	L	ERA	G	GS	CG	SV	IP	H	R	ER	BB	SO
1995	West Michigan, Midwest	1	0	2.93	8	0	0	2	15.1	12	5	5	7	15
1996	West Michigan, Midwest	8	9	3.52	32	29	0	1	153.1	145	80	60	51	142

DOUGLAS LEE ROBERTSON

RHP

Born: Springfield, Illinois, October 10, 1974; **Home:** Bath, Illinois

Bats: Right; **Throws:** Right; **Height:** 6-0; **Weight:** 205

Obtained: Selected in the 13th round of the June, 1996 free agent draft

Graduated from Riverton HS in 1993...attended Bradley University...signed by Marty Miller.

MINOR LEAGUE PLAYERS, cont.

Year	Club/League	W	L	ERA	G	GS	CG	SV	IP	H	R	ER	BB	SO
1996	So. Oregon, Northwest	2	3	6.02	23	4	0	3	52.1	69	44	35	17	48

MICHAEL BRIAN ROSSITER**RHP****Born:** Garden Grove, California, June 20, 1973; **Home:** Burbank, California**Bats:** Right; **Throws:** Right; **Height:** 6-6; **Weight:** 200**Obtained:** Selected as a compensation pick following the 1st round of the June, 1991 free agent draft.

Graduated from John Burroughs HS in 1991...signed by Craig Wallenbrock.

Year	Club/League	W	L	ERA	G	GS	CG	SV	IP	H	R	ER	BB	SO
1991	Scottsdale, Arizona	3	4	3.99	10	9	0	0	38.1	43	24	17	22	35
1992	Madison, Midwest	8	14	3.96	27	27	2	0	154.2	135	83	68	68	135
1993	Modesto, California	8	6	4.34	20	17	2	0	112.0	120	62	54	45	96
1994	Scottsdale, Arizona	0	1	4.91	2	0	0	0	3.2	8	6	2	0	3
1995	Modesto, California	7	2	4.19	18	7	0	0	68.2	68	33	32	19	70
1996	Huntsville, Southern	8	9	4.84	27	25	2	0	145.0	167	92	78	44	116

OSCAR ENRIQUE SALAZAR**IF****Born:** Maracay, Edo Aragua, Venezuela, June 27, 1978; **Home:** Maracay, Edo Aragua, Venezuela**Bats:** Right; **Throws:** Right; **Height:** 6-0; **Weight:** 155**Obtained:** Signed as a non-drafted free agent, July 2, 1994

Signed by Ubaldo Heredia.

Year	Club/League	AVG.	G	AB	R	H	2B	3B	HR	RBI	BB	SO	SB
1995	Athletics, Dominican	.271	53	166	29	45	10	1	0	23	22	23	5
1996	Athletics, Dominican	.256	69	219	49	56	9	4	3	29	47	37	9

SCOTT PATRICK SHELDON**IF****Born:** Hammond, Indiana, November 28, 1968; **Home:** Houston, Texas**Bats:** Right; **Throws:** Right; **Height:** 6-3; **Weight:** 185**Obtained:** Selected in the 8th round of the June, 1991 free agent draft

Graduated from Clear Lake HS in 1987...attended the University of Houston...signed by Bill Gayton.

Year	Club/League	AVG.	G	AB	R	H	2B	3B	HR	RBI	BB	SO	SB
1991	Southern Oregon, Northwest	.253	65	229	34	58	10	3	0	24	23	44	9
1992	Madison, Midwest	.272	74	275	41	76	16	0	6	24	32	78	5
1993	Madison, Midwest	.213	131	428	67	91	22	1	8	67	49	121	8
1994	Huntsville, Southern	.231	91	268	31	62	10	1	0	28	28	69	7
1995	Huntsville, Southern	.217	66	235	25	51	10	2	4	15	23	60	5
	Edmonton, Pacific Coast	.258	45	128	21	33	7	1	4	12	15	15	4
1996	Edmonton, Pacific Coast	.300	98	350	61	105	27	3	10	60	43	83	5

DAVID JOSEPH SLEMMER**IF****Born:** Highland, Illinois, March 29, 1973; **Home:** Edwardsville, Illinois**Bats:** Right; **Throws:** Right; **Height:** 6-0; **Weight:** 186**Obtained:** Selected in the 20th round of the June, 1995 free agent draft

Graduated from Edwardsville HS in 1991...attended Southwest Missouri State University...signed by Joe Robinson.

Year	Club/League	AVG.	G	AB	R	H	2B	3B	HR	RBI	BB	SO	SB
1995	Southern Oregon, Northwest	.224	66	246	36	55	5	3	1	20	36	42	16
1996	Southern Oregon, Northwest	.273	35	139	17	38	5	0	10	29	15	30	6
	Modesto, California	.294	26	85	17	25	9	0	3	13	11	15	2

ANDREW EARL SMITH**RHP****Born:** Kannapolis, North Carolina, January 29, 1975; **Home:** Kannapolis, North Carolina**Bats:** Right; **Throws:** Right; **Height:** 6-5; **Weight:** 210**Obtained:** Selected in the 5th round of the June, 1993 free agent draft

Graduated from A.L. Brown HS in 1993...signed by Mark Conkin.

Year	Club/League	W	L	ERA	G	GS	CG	SV	IP	H	R	ER	BB	SO
1993	Scottsdale, Arizona	1	2	9.00	8	2	0	0	19.0	32	24	19	6	10
1994	So. Oregon, Northwest Modesto, California	4	4	4.96	16	7	0	1	52.2	56	46	29	27	32
1995	West Michigan, Midwest	4	10	3.89	30	22	0	2	122.2	117	71	53	72	68
1996	West Michigan, Midwest	10	7	4.58	37	13	0	1	116.0	112	71	59	68	94

DEMOND SMITH

OF

Born: Long Beach, California, November 6, 1972; **Home:** Rialto, California

Bats: Switch; **Throws:** Right; **Height:** 5-11; **Weight:** 170

Obtained: Acquired from the California Angels in exchange for Mike Aldrete, August 24, 1995.

Graduated from Eisenhower HS...originally drafted by the New York Mets in the sixth round of the June, 1990 free agent draft...released in April of 1993 and was signed by the California Angels organization on March 18, 1994...named to the Midwest League post-season All-Star Team and the *Baseball America* Class-A All-Star Team in 1995...led the league with a .338 batting average...led the Southern League with 14 triples in 1996...hit two grand slams on June 28, 1996 vs. Orlando, driving in eight runs.

Year	Club/League	AVG.	G	AB	R	H	2B	3B	HR	RBI	BB	SO	SB
1990	Mets, Gulf Coast	.261	46	153	19	40	9	2	1	7	20	34	17
1991	Kingsport, Appalachian	.250	35	116	28	29	3	4	1	12	12	24	16
1992	Pittsfield, New-York Penn.	.249	66	233	39	58	10	4	1	24	23	42	21
1993	Capital City, South Atlantic	.000	1	2	0	0	0	0	0	0	1	0	2
1994	Boise, Northwest Lake Elsinore, California	.280	71	279	60	78	9	7	5	45	43	57	26
1995	Lake Elsinore, California Cedar Rapids, Midwest West Michigan, Midwest	.351	34	148	32	52	8	2	7	26	11	36	14
1996	Huntsville, Southern Edmonton, Pacific Coast	.341	79	317	64	108	25	7	7	41	32	61	37
		.313	8	32	6	10	1	1	2	3	2	8	3
		.260	123	447	75	116	17	14	9	62	55	89	30
		.333	2	3	0	1	0	0	0	0	0	2	0

JOSE MANUEL SORIANO (ARIAS)

OF

Born: Bani, Dominican Republic, April 20, 1974; **Home:** Bani, Dominican Republic

Bats: Right; **Throws:** Right; **Height:** 6-0; **Weight:** 165

Obtained: Signed as a non-drafted free agent, April 10, 1992

Was an outfielder on the post season Arizona League All-Star team in 1993...signed by Juan Marchal.

Year	Club/League	AVG.	G	AB	R	H	2B	3B	HR	RBI	BB	SO	SB
1992	Athletics, Dominican	.316	60	209	42	66	12	1	1	41	29	37	17
1993	Scottsdale, Arizona	.265	48	181	30	48	7	5	3	31	12	51	8
1994	Southern Oregon, Northwest	.216	60	176	34	38	8	2	3	23	11	48	12
1995	West Michigan, Midwest	.213	123	413	64	88	12	2	6	43	33	103	35
1996	West Michigan, Midwest	.247	126	434	57	107	20	3	4	44	31	86	20

NICOLAS CHARLES SOSA

IF

Born: St. Croix, Virgin Island, July 18, 1977; **Home:** Longwood, Florida

Bats: Right; **Throws:** Right; **Height:** 6-2; **Weight:** 205

Obtained: Selected in the 6th round of the June, 1996 free agent draft

Graduated from Lake Mary HS in 1996...signed by Mike Soper.

Year	Club/League	AVG.	G	AB	R	H	2B	3B	HR	RBI	BB	SO	SB
1996	Scottsdale, Arizona	.206	46	165	22	34	8	1	1	26	20	52	2

RONALD MARTIN TEGLAND

IF

Born: Oxnard, California, August 18, 1973; **Home:** Oxnard, California

Bats: Right; **Throws:** Right; **Height:** 6-2; **Weight:** 212

Obtained: Signed as a non-drafted free agent, July 25, 1996

Graduated from Santa Clara HS in 1991...attended San Francisco State University.

Year	Club/League	AVG.	G	AB	R	H	2B	3B	HR	RBI	BB	SO	SB
1996	Scottsdale, Arizona	.282	27	85	10	24	6	0	3	18	4	25	6

MINOR LEAGUE PLAYERS, cont.

MIGUEL ODALIS TEJADA (MARTINEZ)

IF

See biography in 1997 Non-Roster Players section, page 137.

JON MICHAEL VALENTI

IF

Born: Bakersfield, California, November 26, 1973; **Home:** Bakersfield, California

Bats: Right; **Throws:** Right; **Height:** 6-1; **Weight:** 195

Obtained: Selected in the 15th round of the June, 1994 free agent draft

Graduated from Highland HS in 1991...attended Oklahoma City University...signed by Steve Nichols...was the first baseman on the post season Arizona League All-Star team in 1994.

Year	Club/League	AVG.	G	AB	R	H	2B	3B	HR	RBI	BB	SO	SB
1994	Scottsdale, Arizona	.287	53	195	27	56	9	5	2	27	19	34	4
1995	Southern Oregon, Northwest	.209	35	110	13	23	5	0	2	16	8	18	2
1996	West Michigan, Midwest	.260	125	462	46	120	19	4	11	57	33	91	5

DAVID VALLE

C

See biography in 1997 Non-Roster Players section, page 138.

WILFREDO VENTURA (D' OLEO)

C

Born: Santo Domingo, Dominican Republic, February 11, 1976; **Home:** Santo Domingo, Dominican Republic

Bats: Right; **Throws:** Right; **Height:** 5-10; **Weight:** 190

Obtained: Signed as a non-drafted free agent, August 20, 1992

Signed by Juan Marichal.

Year	Club/League	AVG.	G	AB	R	H	2B	3B	HR	RBI	BB	SO	SB
1993	Athletics, Dominican	.236	23	55	5	13	2	0	1	5	6	14	2
1994	Athletics, Dominican	.298	31	84	15	25	4	2	2	9	5	11	1
1995	Scottsdale, Arizona	.279	34	104	19	29	3	1	3	20	20	32	7
1996	Scottsdale, Arizona	.160	8	25	5	4	1	0	0	2	6	8	1
	Modesto, California	.260	32	100	15	26	3	1	4	23	8	37	1
	Edmonton, Pacific Coast	.250	2	4	1	1	0	0	0	0	0	1	0

LUIS VIZCAINO (ARIAS)

RHP

Born: Bani, Dominican Republic, June 1, 1977; **Home:** Bani, Dominican Republic

Bats: Right; **Throws:** Right; **Height:** 6-1; **Weight:** 170

Obtained: Signed as a non-drafted free agent, December 9, 1994

Signed by Santiago Villalona.

1996 A's AT A GLANCE

	1	2	3	4	5	6	7	8	9	x	TOTAL
Opposition	95	80	101	133	125	98	103	77	69	19	900
Athletics	88	78	83	117	147	98	91	92	51	16	861

PITCHING ANALYSIS	ERA	W-L-S	IP	H	R	ER	HR	BB	SO
Starters	5.57	47-65-0	913.7	1072	610	565	140	362	501
Relievers	4.59	31-19-34	542.7	566	290	277	65	282	383

46-31	When A's Score First	44-19	More Homers Than Opponent
32-53	When Opponent Scores First	13-39	Fewer Homers Than Opponent
62-8	With Lead Entering The 8th	21-26	Same Total Of Homers
64-4	With Lead Entering The 9th	6-0	When Staff Walks None
6-5	With Score Tied Entering The 8th	50-32	When Staff Walks 3 Or Less
11-5	With Score Tied Entering The 9th	28-52	When Staff Walks 4 Or More
10-71	Trailing Entering The 8th	60-25	When Scoring In 3 Or More Innings
3-75	Trailing Entering The 9th	19-16-7	In Series Play

Year	Club/League	W	L	ERA	G	GS	CG	SV	IP	H	R	ER	BB	SO
1995	Athletics, Dominican	10	2	2.27	16	15	5	0	115.0	93	41	29	29	89
1996	Scottsdale, Arizona	6	3	4.07	15	10	0	1	59.2	58	36	27	24	52

DANE MICHAEL WALKER

OF

Born: Portland, Oregon, November 16, 1969; **Home:** Lake Oswego, Oregon

Bats: Left; **Throws:** Right; **Height:** 5-10; **Weight:** 180

Obtained: Selected in the 36th round of the June, 1991 free agent draft.

Graduated from Lakeridge HS in 1988...attended Portland State University...signed by Kelly Smith...led the Midwest League with 112 walks in 1996.

Year	Club/League	AVG.	G	AB	R	H	2B	3B	HR	RBI	BB	SO	SB
1991	Scottsdale, Arizona	.364	29	118	37	43	3	0	2	22	24	11	12
	Modesto, California	.273	22	66	11	18	2	1	0	5	14	9	2
1992	Madison, Midwest	.296	82	287	56	85	13	2	3	23	42	58	23
	Reno, California	.279	31	122	24	34	6	0	0	3	23	23	8
1993	Modesto, California	.296	122	443	94	131	22	1	9	67	94	55	16
1994	Modesto, California	.407	9	27	6	11	4	0	1	16	10	5	0
	Huntsville, Southern	.275	47	153	21	42	10	0	0	10	24	29	6
1995	Huntsville, Southern	.232	110	370	46	86	13	2	2	35	57	84	9
1996	West Michigan, Midwest	.277	127	477	97	132	25	3	7	47	112	75	14

FLINT COLEMAN WALLACE

RHP

Born: San Angelo, Texas, July 21, 1974; **Home:** Clyde, Texas

Bats: Right; **Throws:** Right; **Height:** 6-1; **Weight:** 185

Obtained: Selected in the 27th round of the June, 1996 free agent draft.

Graduated from Weatherford HS in 1992...attended Texas Christian University...signed by Tim Holt.

Year	Club/League	W	L	ERA	G	GS	CG	SV	IP	H	R	ER	BB	SO
1996	So. Oregon, Northwest	2	6	4.22	17	14	0	0	70.1	86	34	33	15	45

MATTHEW TODD WALSH

RHP

Born: Boston, Massachusetts, December 11, 1972; **Home:** Melrose, Massachusetts

Bats: Right; **Throws:** Right; **Height:** 6-2; **Weight:** 190

Obtained: Selected in the 41st round of the June, 1993 free agent draft

Graduated from Boston College HS in 1990...attended the University of Rochester before transferring to Boston College...signed by J.P. Ricciardi.

Year	Club/League	W	L	ERA	G	GS	CG	SV	IP	H	R	ER	BB	SO
1993	Scottsdale, Arizona	2	0	1.62	9	5	0	0	33.1	29	9	6	6	33
	So. Oregon, Northwest	1	0	2.08	3	0	0	0	4.1	4	1	1	3	1
1994	West Michigan, Midwest	10	5	3.43	30	22	0	1	133.2	118	62	51	38	98
1995	Modesto, California	2	7	4.65	44	9	0	5	100.2	98	64	52	45	108
1996	Modesto, California	3	1	3.49	38	0	0	4	69.2	54	38	27	31	68

TODD MAXWELL WEINBERG

LHP

Born: Fall River, Massachusetts, June 13, 1972; **Home:** Somerset, Massachusetts

Bats: Right; **Throws:** Left; **Height:** 6-3; **Weight:** 235

Obtained: Selected in the 12th round of the June, 1994 free agent draft

Graduated from Somerset HS in 1990...attended the Community College of Rhode Island...signed by J.P. Ricciardi.

Year	Club/League	W	L	ERA	G	GS	CG	SV	IP	H	R	ER	BB	SO
1994	So. Oregon, Northwest	7	3	3.57	17	9	0	1	68.0	65	36	27	31	73
1995	West Michigan, Midwest	4	5	4.76	36	9	0	1	87.0	86	52	46	56	54
1996	West Michigan, Midwest	6	4	3.45	43	0	0	1	57.1	48	25	22	31	64

Player Devel.

MINOR LEAGUE PLAYERS, cont.

ANTHONY RYAN WHITAKER

RHP

Born: Tulsa, Oklahoma, February 3, 1972; **Home:** Broken Arrow, Oklahoma

Bats: Right; **Throws:** Right; **Height:** 5-11; **Weight:** 175

Obtained: Selected in the 27th round of the June, 1993 free agent draft

Graduated from Union HS in 1990...attended the University of Arkansas...signed by Steve Nichols.

Year	Club/League	W	L	ERA	G	GS	CG	SV	IP	H	R	ER	BB	SO
1993	So. Oregon, Northwest	2	3	4.40	27	0	0	7	45.0	39	25	22	21	42
1994	West Michigan, Midwest	3	4	4.10	37	5	0	2	79.0	83	41	36	25	56
1995	Modesto, California	5	10	4.41	32	25	0	0	151.0	177	90	74	54	88
1996	Modesto, California	6	8	4.99	37	9	0	0	113.2	142	83	63	39	87

GREGORY LEE WINKELMAN

LHP

Born: Whittier, California, September 7, 1973; **Home:** Santa Rosa, California

Bats: Switch; **Throws:** Left; **Height:** 5-10; **Weight:** 175

Obtained: Signed as a non-drafted free agent, June 21, 1996

Graduated from Piner HS in 1992...attended the San Diego State University...signed by Ron Vaughn...was the left handed reliever on the 1996 Arizona League All-Star team after tying for the league lead with six saves.

Year	Club/League	W	L	ERA	G	GS	CG	SV	IP	H	R	ER	BB	SO
1996	Scottsdale, Arizona	1	1	1.72	25	0	0	6	36.2	31	11	7	15	32

STEVEN JOSEPH WOJCIECHOWSKI

LHP

See biography in 1997 Non-Roster Players section, page 141.

JASON WILLIAM WOOD

SS

Born: San Bernardino, California, December 16, 1969; **Home:** Fresno, California

Bats: Right; **Throws:** Right; **Height:** 6-1; **Weight:** 170

Obtained: Selected in the 11th round of the June, 1991 free agent draft.

Graduated from McLane HS in 1988...attended Fresno State...was named to the post season Southern League All-Star team in 1994 as a utility player...signed by David Wilder.

Year	Club/League	AVG.	G	AB	R	H	2B	3B	HR	RBI	BB	SO	SB
1991	Southern Oregon, Northwest	.310	44	142	30	44	3	4	3	23	28	30	5
1992	Modesto, California	.231	128	454	66	105	28	3	6	49	40	106	5
1993	Huntsville, Southern	.230	103	370	44	85	21	2	3	36	33	97	2
1994	Huntsville, Southern	.274	134	468	54	128	29	2	6	84	46	83	3
1995	Edmonton, Pacific Coast	.235	127	421	49	99	20	5	2	50	29	72	1
1996	Huntsville, Southern	.261	133	491	77	128	21	1	20	84	72	87	2
	Edmonton, Pacific Coast	.000	3	12	0	0	0	0	0	0	5	6	0

KOTA YOSHIDA

IF

Born: Tokyo, Japan, December 24, 1977; **Home:** Tokyo, Japan

Bats: Switch; **Throws:** Right; **Height:** 5-10; **Weight:** 160

Obtained: Signed as a non-drafted free agent, February 4, 1997

Graduated from Goin Gakuen HS in 1996...team played in the National High School Tournament in Koshien Stadium in both his junior and senior years...signed by Eric Kubota.

LONGEST OAKLAND A's WINNING STREAKS

14	April 23-May 9, 1988
11	April 9-19, 1981
10	September 8-18, 1992
9	August 7-15, 1976
9	August 11-20, 1973

SPRING TRAINING/MISCELLANEOUS



A's 1996 SPRING TRAINING STATISTICS

BATTER	AVG.	G	AB	R	H	2B	3B	HR	RBI	BB	SO	SB
Batista	.333	4	9	3	3	1	0	0	2	2	2	0
Battle	.283	18	46	8	13	1	1	2	5	7	13	1
Bellhorn	.167	5	6	0	1	0	0	0	0	1	2	0
Berroa	.273	23	67	14	25	9	0	4	11	9	6	0
Bordick	.254	23	67	6	17	4	2	1	11	6	13	1
Bournigal	.356	24	45	8	16	3	0	0	9	3	3	0
Brosius	.333	24	69	11	23	7	1	1	16	14	11	6
Castro	.000	4	4	1	0	0	0	0	1	0	1	0
Cox	.308	7	13	1	4	0	0	0	0	2	1	0
Cruz	.111	12	18	3	2	0	0	0	2	1	1	0
Francisco	.000	2	2	0	0	0	0	0	0	0	2	0
Garrison	.500	1	2	0	1	0	0	0	0	0	0	0
Gates	.293	23	75	10	22	2	3	1	6	3	16	0
Giambi	.347	23	72	13	25	9	0	3	18	8	9	0
Gubanich	.000	1	1	0	0	0	0	0	0	0	1	0
Hernandez	.000	2	3	1	0	0	0	0	0	0	1	0
Herrera	.105	12	19	4	2	1	0	0	1	2	3	0
Horne	.304	12	23	6	7	0	0	2	6	6	4	0
Lee	.227	11	22	7	5	0	0	0	1	5	2	2
Leshar	.333	6	9	4	3	0	0	0	1	3	3	0
Lovullo	.369	26	65	14	24	3	2	4	18	9	9	1
Mashore	.000	1	2	0	0	0	0	0	0	0	1	0
McDonald	.294	13	17	5	5	1	0	2	5	5	3	4
McGwire	.333	7	15	2	5	0	0	0	1	1	5	0
Molina	.306	22	36	6	11	4	0	1	5	3	4	0
Moore	.229	23	35	9	8	0	1	0	5	2	16	1
Morales	.400	4	5	0	2	0	0	0	0	0	1	0
Muñoz	.424	21	66	16	28	8	1	4	16	3	11	0
Neill	.000	1	1	0	0	0	0	0	0	0	0	0
Paquette	.208	12	24	3	5	0	1	0	6	2	6	0
Plantier (TOT)	.250	20	56	13	14	7	0	0	10	14	9	0
Plantier (OAK)	.154	5	13	4	2	1	0	0	2	4	4	0
Poe	.000	1	2	0	0	0	0	0	0	0	1	0
Sheldon	---	1	0	0	0	0	0	0	0	0	0	0
Soriano	.333	3	3	1	1	0	0	0	0	0	1	0
Spiezio	.233	14	30	5	7	3	0	0	4	2	6	0
Stairs	.333	26	45	9	15	5	1	0	6	7	7	0
Steinbach	.385	19	52	11	20	9	0	2	13	5	7	0
Tejada	.250	4	8	3	2	0	0	1	3	3	2	1
Tomberlin	.222	14	27	6	6	0	0	1	2	4	3	1
Walters	.625	5	8	3	5	0	0	0	4	0	2	0
Williams, G.	.286	16	28	5	8	1	0	1	5	3	2	0
Wood	.000	2	3	0	0	0	0	0	0	0	1	0
Young	.343	24	67	14	23	5	0	8	23	9	20	0
TEAM	.306	33	1139	217	348	77	13	38	208	134	213	18
OPPONENTS	.288	33	1121	189	323	68	6	36	175	106	160	22

PITCHER	W	L	ERA	G	GS	CG	SV	IP	H	R	ER	BB	SO
Acre	2	0	7.84	8	0	0	1	10.1	17	9	9	4	8
Adams	0	0	9.00	2	0	0	0	5.0	5	5	5	3	5
Briscoe	1	1	1.32	10	0	0	1	13.2	13	6	2	3	11
Chouinard	0	0	10.80	1	0	0	0	1.2	3	2	2	0	2
Corbin	1	1	6.75	4	0	0	0	4.0	5	4	3	3	4
Corsi	0	0	2.70	8	0	0	3	10.0	5	4	3	0	8
Daspit	0	0	0.00	1	0	0	0	1.2	0	0	0	0	0
Dressendorfer	0	0	16.20	1	0	0	0	1.2	3	3	3	3	1
Fermin	0	0	0.00	1	0	0	0	1.0	0	0	0	0	0
Fletcher	0	0	2.57	5	0	0	0	7.0	6	2	2	4	1
Grigsby	0	0	0.00	1	0	0	0	1.1	0	0	0	0	1
Groom	0	1	0.63	8	2	0	0	14.1	16	3	1	2	9
Hollins	0	0	9.00	2	0	0	0	2.0	3	4	2	2	0
Johns	1	0	0.00	1	1	0	0	4.0	2	0	0	1	0
Karsay	0	0	1.50	5	0	0	0	6.0	4	1	1	1	4
Lorraine	1	1	9.00	4	2	0	0	9.0	13	11	9	5	3
Mohler	0	0	3.86	7	1	0	0	9.1	9	4	4	2	6
Montgomery	0	3	5.65	11	0	0	0	14.1	12	9	9	8	7
Prieto	0	0	5.95	5	4	0	0	19.2	19	13	13	14	13
Reyes	1	1	5.63	5	3	0	0	16.0	17	10	10	3	7
Rigby	0	0	18.00	1	0	0	0	1.0	3	2	2	1	0
Rose	0	0	9.00	1	0	0	0	1.0	1	1	1	0	0
Small	0	1	4.50	12	0	0	0	14.0	18	8	7	4	7
Taylor	1	2	3.75	8	1	0	1	12.0	11	8	5	5	5
Teigheder	2	1	3.00	6	2	0	0	15.0	21	5	5	2	4
Van Poppel	2	1	4.85	7	7	0	0	26.0	21	18	14	17	10
Wagner	0	1	216.00	1	1	0	0	0.1	8	8	8	1	1
Wasdin	1	0	7.88	5	4	0	0	16.0	23	15	14	5	12
Wengert	2	0	5.27	10	1	0	0	13.2	19	8	8	4	9
Williams, T.	0	1	7.20	8	0	0	1	10.0	16	9	8	3	7
Witasick	0	0	6.75	2	0	0	0	2.2	4	2	2	0	3
Wojciechowski	1	1	5.89	6	4	0	0	18.1	26	15	12	6	12
TEAM	16	16	5.23	33	33	0	7	282.0	323	189	164	106	160
OPPONENTS	16	16	6.09	33	33	0	9	281.0	348	217	190	134	213

A's 1997 SPRING TRAINING SCHEDULE

DAY	DATE	OPPONENT	SITE	DAY	DATE	OPPONENT	SITE
Fri.	Feb. 28	Anaheim	Tempe	Mon.	Mar. 17	San Francisco	Phoenix (7:05)
Sat.	Mar. 1	Chicago	Mesa	Tue.	Mar. 18	Anaheim	Phoenix
Sun.	Mar. 2	Milwaukee	Phoenix	Wed.	Mar. 19	San Francisco	Scottsdale
Mon.	Mar. 3	San Diego	Phoenix	Thu.	Mar. 20	San Diego	Peoria
Tue.	Mar. 4	Colorado	Phoenix	Fri.	Mar. 21	Seattle	Peoria
Wed.	Mar. 5	San Diego (SS) Anaheim (SS)	Phoenix Tempe	Sat.	Mar. 22	Seattle	Phoenix
Thu.	Mar. 6	Chicago	Mesa	Sun.	Mar. 23	Colorado	Tucson
Fri.	Mar. 7	Seattle (SS) Seattle (SS)	Phoenix Peoria	Mon.	Mar. 24	Milwaukee	Chandler
Sat.	Mar. 8	San Francisco	Phoenix	Tue.	Mar. 25	Colorado	Phoenix
Sun.	Mar. 9	San Diego	Peoria	Wed.	Mar. 26	Milwaukee	Phoenix
Mon.	Mar. 10	Chicago	Phoenix	Thu.	Mar. 27	OFF DAY	
Tue.	Mar. 11	Anaheim (SS) Milwaukee (SS)	Phoenix Chandler	Fri.	Mar. 28	Milwaukee	Phoenix (12:05)
Wed.	Mar. 12	OFF DAY		Sat.	Mar. 29	San Francisco	Oakland
Thu.	Mar. 13	Chicago	Phoenix	Sun.	Mar. 30	San Diego	Las Vegas (12:05)
Fri.	Mar. 14	Colorado	Tucson	Mon.	Mar. 31	Pittsburgh	Oakland
Sat.	Mar. 15	San Francisco	Scottsdale				
Sun.	Mar. 16	Anaheim	Phoenix				

All games start at 1:05 p.m. unless otherwise noted
Home games in **bold**

A's SPRING TRAINING RECORD

YEAR	RECORD	HOME	ROAD	HOME ATT (dates)	ONE-GAME HIGH
1969	10-14	4-9	6-5	12,003 (13)	2,130 (Cubs, 3/20)
1970	15-13	9-5	6-8	17,614 (14)	2,775 (Giants, 3/14)
1971	12-15	9-6	3-9	14,889 (16)	2,021 (Brewers, 3/6)
1972	9-11	7-5	2-6	17,295 (13)	3,205 (Giants, 3/9)
1973	14-10	8-5	6-5	21,206 (14)	3,810 (Cubs, 3/24)
1974	8-16	4-8	4-8	26,732 (12)	4,040 (Cubs, 3/16)
1975	7-11	4-6	3-5	36,732 (10)	4,824 (Dodgers, 4/3)
1976	4-10	2-7	2-3	21,373 (9)	4,085 (Angels, 3/25)
1977	12-15	9-6	3-9	24,446 (16)	3,540 (Mariners, 3/11)
1978	9-15	6-6	3-9	28,695 (12)	4,451 (Dodgers, 4/4)
1979	12-10	6-3	6-7	13,295 (9)	2,763 (Cubs, 4/7)
1980	13-7	7-3	6-4	19,098 (10)	2,980 (Brewers, 3/13)
1981	17-10	10-4	7-6	37,899 (13)	5,305 (Indians, 3/21)
1982	8-14	4-6	4-8	42,043 (10)	7,324 (Angels, 3/17)
1983	14-11	7-4	7-7	28,621 (9)	22,350 (Giants, 4/3)*
1984	12-14	7-5	5-9	33,352 (12)	18,211 (Giants, 3/31)*
1985	13-13-1	8-4-1	5-9	49,718 (13)	18,646 (Giants, 4/7)*
1986	17-12	11-5	6-7	68,292 (15)	23,134 (Giants, 4/5)*
1987	14-15	6-8	8-7	88,994 (14)	27,524 (Giants, 4/5)*
1988	14-16	7-8	7-8	129,120 (15)	43,533 (Giants, 4/1)*
1989	19-13	8-8	11-5	152,416 (16)	33,763 (Giants, 4/1)*
1990	6-10	5-4	1-6	81,490 (9)	37,040 (Giants, 4/8)*
1991	13-16-1	9-7	4-9-1	156,345 (16)	31,868 (Giants, 4/6)*
1992	15-13	6-8	9-5	131,460 (14)	41,427 (Giants, 4/5)*
1993	15-18-1	10-8-1	5-10	174,911 (19)	31,167 (Giants, 4/3)*
1994	19-11	9-6	10-5	126,160 (15)	33,422 (Giants, 4/3)*
1995 (I)	15-11-1	8-7	7-4-1	41,893 (15)	11,626 (Giants, 4/1)*
(II)	6-4-2	3-1-2	3-3	16,617 (6)	3,887 (Padres, 4/15)
1996	16-16-1	9-5-1	7-11	86,543 (15)	8,634 (Rockies, 3/23)
TOTALS	358-364-7	202-167-5	156-197-2	1,699,252	

*Oakland Coliseum, Bay Bridge Series

Opponents	Angels	Brewers	Cubs	Giants	Padres	Mariners	Rockies	Others**
at Home	18-21-1	32-25	30-27-1	40-30-1	30-15	23-19	7-2	24-32
on Road	16-32	21-29	27-25	29-33-1	21-30	18-17	2-4	19-27
Totals	34-53-1	53-54	57-52-1	69-63-2	51-45	41-36	9-6	43-59

**vs. Cleveland (19-24 at home, 19-23 on road); vs. Houston (0-1 at Mesa); vs. Los Angeles (1-4 at Mesa, 1-1 at New Orleans, 0-1 on road); vs. Minnesota (1-1 at Mesa); vs. New York Mets (0-2 at New Orleans); vs. Tokyo Orions (1-1 at Mesa, 0-1 on road); vs. Taiyo (1-0 at Scottsdale).

SPRING TRAINING INFORMATION

REPORTING DATES

Pitchers and catcher report on February 16th and the first workout is February 17th. The full squad reports on February 19th and the first workout is February 20th.

HEADQUARTERS HOTEL

Airport Hilton
2435 South 47th Street
Phoenix, Arizona 85034
(602) 894-1600

ROAD HOTEL

Las Vegas Hilton
3000 Paradise Road
Las Vegas, Nevada 89109
(702) 732-5111

MINOR LEAGUE HEADQUARTERS

Papago Park Baseball Complex
1802 North 64th Street
Phoenix, Arizona 85004

TELEPHONE NUMBERS

Phoenix Stadium, Baseball Operations	(602) 225-9400
Phoenix Stadium, Business and Ticket Office	(602) 392-0074
Phoenix Stadium, Press Box	(602) 225-9476
Phoenix Stadium, Media Press Box Phone	(602) 225-0426
Papago Park Complex	(602) 949-5951
FAX, Baseball Operations	(602) 225-9473

STADIUM

Phoenix Municipal Stadium
5999 East Van Buren
Phoenix, Arizona 85008
Capacity: 8,776

WORKOUTS

Begin at approximately 9:00 a.m. each morning. The A's will work out at their minor league headquarters, Papago Park Baseball Complex, from February 17th-26th, then move to Phoenix Stadium, February 27th for the duration of their Phoenix stay. All mail and calls should be directed to Phoenix Stadium.

GAME TIMES

All home games in Arizona start at 1:05 p.m. (MST) except for March 17 which starts at 7:05 p.m. and March 28 which starts at 12:05 p.m.

MEDIA INFORMATION

For credentials, please contact Mike Selleck or Eric Carrington, (602) 225-9400, at least 24 hours in advance. A media lunch is served at all home games.

A's RADIO-TELEVISION/SPORTSCHANNEL

The Oakland Athletic's will televise 96 regular season games this year. Cable SportsChannel Pacific will air 56 of those games while the A's television network, headed by the A's flagship station, KRON-TV in San Francisco, will broadcast 32 games, not including eight games on Bay TV. Greg Papa will team with Ray Fosse on SportsChannel and Fosse will team up with Ken Wilson on the A's television network.

A's TELEVISION NETWORK

STATION	ON DIAL	CITY	STATION	ON DIAL	CITY
KRON Flagship	4	San Francisco	KRZT		Roseburg, OR
KAIL	53	Fresno	KUPN	21	Las Vegas, NV
KDQT	46	Redding	KUSK	55	Phoenix, AZ
KOBI	5	Medford, OR		7	Prescott, AZ
				17	Mesa, AZ
				30	Flagstaff, AZ

KFRC 610 AM in San Francisco is in its third season as the flagship station of the A's Radio Network. Bill King, Ken Korach and Ray Fosse will call the action for all regular season games.

A's RADIO NETWORK

STATION	ON DIAL	CITY	STATION	ON DIAL	CITY
KFRC	610 AM	San Francisco	KPMO	1300 AM	Mendocino
KAHI	950 AM	Auburn	KQMS	1400 AM	Redding
KBLF	1490 AM	Red Bluff	KRKC	1490 AM	King City
KBUL	970 AM	Modesto	KTIP	1450 AM	Porterville
KINS	980 AM	Eureka	KTMT	880 AM	Medford, OR
KMYC	1410 AM	Marysville	KVML	1450 AM	Sonora

A's BROADCAST HISTORY


Year Radio Broadcasters

1968	Monte Moore, Al Helfer
1969	Monte Moore, Al Helfer
1970	Monte Moore, Harry Caray
1971	Monte Moore, Bob Elson
1972	Monte Moore, Jim Woods, Red Rush
1973	Monte Moore, Jim Woods
1974	Monte Moore, Jon Miller
1975	Monte Moore, Bob Waller
1976	Monte Moore, Bob Waller
1977	Monte Moore, Bob Waller
1978	Larry Baer, Bob Cosgrove
1979	Red Rush
1980	Red Rush
1981	Bill King, Lon Simmons, Wayne Hagin
1982	Bill King, Lon Simmons, Wayne Hagin
1983	Bill King, Lon Simmons, Wayne Hagin
1984	Bill King, Lon Simmons, Wayne Hagin
1985	Bill King, Lon Simmons
1986	Bill King, Lon Simmons, Ray Fosse
1987	Bill King, Lon Simmons, Ray Fosse
1988	Bill King, Lon Simmons, Ray Fosse
1989	Bill King, Lon Simmons, Ray Fosse
1990	Bill King, Lon Simmons, Ray Fosse
1991	Bill King, Lon Simmons, Ray Fosse
1992	Bill King, Lon Simmons, Ray Fosse
1993	Bill King, Lon Simmons, Ray Fosse
1994	Bill King, Lon Simmons, Ray Fosse
1995	Bill King, Lon Simmons, Ray Fosse
1996	Bill King, Ken Korach, Ray Fosse
1997	Bill King, Ken Korach, Ray Fosse

Television Broadcasters

Monte Moore, Al Helfer
Monte Moore, Al Helfer
Monte Moore, Harry Caray
Monte Moore, Bob Elson
Monte Moore, Jim Woods
Monte Moore, Jim Woods
Monte Moore, Jon Miller
Monte Moore, Bob Waller
Monte Moore, Wayne Walker
Monte Moore, Wayne Walker
Monte Moore, Wayne Walker, Curt Flood
Monte Moore, Wayne Walker
Monte Moore, Wayne Walker
Bill King, Wayne Walker
Bill King, Lon Simmons, Harmon Killebrew
Bill King, Lon Simmons, Bill Rigney
Bill King, Lon Simmons, Bill Rigney
Bill King, Lon Simmons, Wayne Walker
Bill King, Lon Simmons, Ted Robinson
Bill King, Lon Simmons, Ted Robinson
Monte Moore, John Shrader, Ray Fosse
Monte Moore, John Shrader, Ray Fosse
Monte Moore, Ray Fosse
Monte Moore, Ray Fosse, Greg Papa, Reggie Jackson, Bill Rigney
Monte Moore, Ray Fosse, Greg Papa, Reggie Jackson, Bill Rigney
Greg Papa, Dick Stockton, Ray Fosse
Greg Papa, Dick Stockton, Ray Fosse
Greg Papa, Dick Stockton, Ray Fosse
Greg Papa, Ken Wilson, Ray Fosse
Greg Papa, Ken Wilson, Ray Fosse

A's ON THE AIR



BILL KING has a style of broadcasting that combines baseball knowledge with a unique ability to paint word pictures which transport radio listeners right into the action. The 1997 season marks Bill's 17th year of play-by-play for the A's. In addition to his work with the A's, Bill was also the voice of the Oakland and Los Angeles Raiders and the Golden State Warriors. He worked for the Raiders from 1966 to 1992, a span that included four Super Bowls. From 1962 through the 1982-83 season, King was the play-by-play voice of the Warriors. His background in baseball stems from his days playing semi-pro baseball as a youngster in

the Midwest, and his first play-by-play job was for a club in Pekin, Illinois in 1948. Bill makes his home in Marin County.



KEN KORACH begins his second year with the A's as a play-by-play announcer and the host of the pre-game show. He came to the A's after four years as part of the Chicago White Sox radio broadcast team. Ken was also the voice of the Pacific Coast League's Las Vegas Stars for six years. In the off season, he handles the radio and television play-by-play for the University of Nevada-Las Vegas basketball team. Ken has several ties to the Bay Area including radio for the football and basketball teams at San Jose State University from 1985-1992. He also worked as a reporter for KCBS radio. His first baseball job was in 1984 with the Redwood Pioneers of the California League. Ken attended San Diego State University and the University of California, Santa Barbara where he graduated with a degree in social sciences in 1975. Ken and his wife Denise live in Henderson, Nevada with their daughter Emilee.



RAY FOSSE begins his 12th year as a member of the A's radio broadcast team, his ninth on A's television and his 13th in the Oakland A's front office. Fosse brings with him the ability to inject a former players point of view into game broadcasts. Ray started his playing career in 1965 with Reading of the Eastern League as a number one draft pick of the Cleveland Indians. He had his best season with the Indians in 1970 when he was winner of the Gold Glove Award, co-winner of the Man of the Year Award with Sam McDowell and catcher for the American League All-Star Game. In 1973, he was traded to the Oakland A's where he played on two World Championship teams. Ray finished his career playing baseball with the Milwaukee Brewers in 1979. In 12 years of major league ball, he batted .256 with 61 home runs. Ray and his wife, Carol, were married April 4, 1970. They have two children, Nikki (9/24/75) and Lindsey (10/8/82). Ray and his family have been East Bay residents since 1973.



GREG PAPA returns for his eighth season as A's play-by-play man. In addition to his work with the A's, Papa also handles play-by-play for the Golden State Warriors Television Network. He has been with the Warriors since the 1986-87 season. Before coming to the Bay Area, Papa spent two years as an announcer/analyst for the Indiana Pacers 55-station radio network. He has also done occasional work for NBC, ABC and ESPN. He is a graduate of Syracuse University's Newhouse School of Broadcasting. Papa resides in Danville with his wife, Angela, and their children, Derek, Alexandra and Danielle.



KEN WILSON is in his second season as the play-by-play broadcaster at KRON. The 23-year veteran of sports broadcasting joined the A's after spending five seasons as the television voice of the California Angels from 1991-95. Wilson broadcasted the first six seasons of Seattle Mariners baseball from 1977-82, and did the play-by-play for the Cincinnati Reds from 1983-85. He also spent five seasons behind the microphone with the St. Louis Cardinals (1985-90). In addition to his baseball duties, Wilson works as the radio and television voice of the St. Louis Blues hockey team and has won four straight Mid-America Emmy awards for his play-by-play with the Blues. Wilson is a graduate of the University of Michigan. Ken and his wife, Marlene, have two sons, Ryan and Grant.

BEHIND THE SCENES



ALLAN PONT M.D.
Team Physician

Dr. Allan Pont starts his 13th year as the A's Team Physician. Born and raised in Montreal, Canada, he received his B.S. and M.D. degrees from McGill University in Montreal. After completing his internship and residency at McGill, Dr. Pont went on to complete his subspecialty work in endocrinology at Harvard University. Currently the Co-Chairman of the Department of Medicine at California Pacific Medical Center in San Francisco, Dr. Pont is involved in teaching, administra-

tion and has a private practice in internal medicine. Dr. Pont and his wife Joan have a son (Sean) and reside in Marin County.



MICKEY MORABITO
Director of Team Travel

Mickey Morabito returns for his 18th season as the A's Director of Team Travel. A native of Brooklyn, Mickey earned his Bachelor of Arts Degree in Physical Education from Hunter College in New York. His baseball career began in 1970 as a bat boy for the New York Yankees and he worked his way through the organization before becoming the Yankees' Director of Public Relations in 1977. He held that position through the 1979 season, and moved to the A's just prior to the 1980

season. Mickey makes his home in Alameda, California.



STEVE VUCINICH
Equipment Manager

Steve Vucinich is in his fourth season as the A's Equipment Manager. He joined the Oakland A's organization as a ball boy when the franchise moved to Oakland in 1968, and in 1969 he took over the responsibilities of the A's assistant clubhouse manager. In 1974, Steve was named Visiting Clubhouse Manager. An Oakland native, he graduated from St. Joseph's High School in Alameda and Chabot College in Hayward. Known as the Oakland A's historian, Steve

resides in Castro Valley, California with his wife, Valerie, and daughter, Kayla.



MIKE THALBLUM
Visiting Clubhouse Manager

Mike Thalblum, 30, begins his fourth season as the visiting clubhouse manager. A native of Scottsdale, Arizona, Mike has worked for the A's organization since he was 13 years old. The first six years of his baseball career were spent in the A's spring training clubhouse but he moved to Oakland in 1985 to work in the visitor's clubhouse at the Oakland Coliseum. Then in 1992 he moved across the hall to the A's home clubhouse where he worked as an assistant for two seasons under Frank Ciensczyk. Thalblum is single and makes his home in

Castro Valley, California.



BARRY WEINBERG
Trainer

Barry Weinberg begins his 16th season as the trainer for the A's. A native of Silver Spring, Maryland, Barry graduated from Springfield College in Springfield, Massachusetts with a degree in Physical Education. He then entered Indiana University where he received his Masters Degree in Athletic Training in 1976. He spent five years working in the Pittsburgh Pirates minor league system before joining the New York Yankees as an assistant trainer in 1979. Barry was named to the A's

trainer position following the 1981 season. He resides in Alameda, California.



LARRY DAVIS
Assistant Trainer

After eleven years in the minor leagues, Larry Davis made his major league debut with the A's in 1984. Raised in Tucson, Arizona, Larry attended the University of Arizona where he majored in Physical Education. His baseball career began in 1973 with the Tucson Toros, then the Triple-A affiliate of the A's. He served as the Toro's trainer, traveling secretary and equipment manager. Larry maintained those duties for the A's Triple-A club as it moved from San Jose to Vancouver to Ogden to Tacoma. Larry and his wife Suzi make their

home in Livermore, California



CLAY WOOD
Head Groundskeeper

The 1997 season will mark Clay Wood's third as the head groundskeeper of the Oakland Coliseum, but his eighth with the organization. Clay assumed his current position in September, 1994, after working for the A's field maintenance team in Arizona since May, 1989. He had served as the head groundskeeper in Arizona since June, 1993. In addition to the Coliseum, Wood is also responsible for the maintenance of the A's minor league complex in Phoenix, Papago Park, as well as Phoenix Municipal Stadium, the A's spring training home. Clay

is a native of Ft. Worth, Texas but graduated from high school in Boulder, Colorado and then earned a B.S. degree in marketing from Arizona State University. He is single and makes his home in Alameda, California.

AN OAKLAND ATHLETIC LAST ACHIEVED:

A no-hitter: On June 29, 1990; by Dave Stewart at Toronto

A one-hitter: On May 27, 1995; by Steve Ontiveros vs. New York

A two-hitter: On September 18, 1995; by Doug Johns vs. California

Ten or more strikeouts in a single game: On August 5, 1996; by Willie Adams (10) vs. Milwaukee

More than nine innings pitched in a game: On June 16, 1995; by Todd Stottlemyre (10) vs. Kansas City

Two home runs in a game: On September 22, 1996; by Mark McGwire at Seattle

Three home runs in a game: On August 12, 1996; by Geronimo Berroa vs. Minnesota

A grand slam: On September 22, 1996; by Mark McGwire at Seattle

An inside-the-park home run: On September 26, 1996; by Terry Steinbach vs. Seattle

Back-to-back home runs: On September 17, 1996; by Terry Steinbach and Brian Leshar at California

Four hits in a game: On September 7, 1996; by Tony Batista vs. Kansas City

Five hits in a game: On July 2, 1996; by Jason Giambi at Seattle

A steal of home: On July 19, 1992; by Carney Lansford vs. Detroit

Batting for the cycle: On May 16, 1986; by Tony Phillips at Baltimore

OAKLAND A's MEDIA INFORMATION

Oakland A's • 7677 Oakport Street, 2nd Floor • Oakland, CA 94621
(510) 638-4900 • Public Relations Fax: (510) 562-1633

Ken Pries, Senior Director, Broadcasting and Communications (510-563-2261)
Mike Selleck, Baseball Information Manager (510-563-2233)
Eric Carrington, Public Relations Manager (510-563-2380)
Debbie Kenney, Admin. Assist., P.R. & Community Relations (510-563-2207)

TO OBTAIN CREDENTIALS: Send your request on letterhead stationery to Debbie Kenney. Credentials will be issued only to legitimate media. Season credentials will be issued to those news agencies that cover the Athletics on a daily basis. All agencies who wish to cover the Athletics must have a letter on file to have credentials issued. **REQUESTS MUST BE MADE 48 HOURS IN ADVANCE OF THE GAME. ALL CREDENTIALS ARE NON-TRANSFERABLE. ALL MEMBERS OF THE MEDIA MUST BE ON ASSIGNMENT. NO FREE LANCE JOURNALISTS OR PHOTO JOURNALISTS WILL BE CREDENTIALLED.**

PHOTO CREDENTIALS: All photographs taken are to be used for news gathering purposes or officially licensed products. Any other use of photographs will be considered a violation of existing trademark and copyright restrictions. Roving is prohibited unless authorized.

PRESS WILL CALL: Credentials may be picked up at Press Will Call located on the Plaza Level between the Stadium and the Arena. Press Will Call opens two and a half hours prior to game time.

CLUBHOUSES: The Athletics clubhouse is located on the third base side and the visitors is located on the first base side. Access can be obtained by taking the press elevator to the first floor or through the door on the right near the end of the hall after you enter through the North Press Gate. Only credentialed media with clubhouse access will be admitted. The training room and players break room is closed to the media. The A's clubhouse is closed until three and one-half hours prior to the game and closes again 45 minutes prior to game time. It will open no earlier than five minutes or no later than 10 minutes following the game. At times, certain additional restrictions may be imposed. Access to the visiting clubhouse will be determined solely by the visiting club's policies.

FIELD: Only credentialed media with field access will be allowed onto the field. All media must clear the field immediately **following** batting practice. Only newspaper and magazine photographers will be allowed on the field level during the game.

PRESS BOX: The press box and all broadcast positions are located on the loge level. Access is by the press elevator only.

PRESS LOUNGE: The press lounge is located behind Section 117 (second floor from the press elevator). It opens two hours prior to game time for accredited media members and baseball personnel. The press lounge closes at game time. The charge is \$8.00 and meal tickets are available for purchase in the lounge.

GAME NOTES AND INFORMATION GUIDES: Game notes for the Athletics and the visiting team, statistics and starting lineups are available on the first base side of the press box for working press only. Information guides for all clubs are available upon request from the A's public relations staff in the press box.

TELEPHONES: A total of four telephones, three credit card and one pay phone, are available in the main press box.

TICKETS: All requests for media complimentary tickets must be made to Debbie Kenney at least 48 hours prior to game time. Tickets may be picked up at Press Will Call. There is a limit of two tickets per game.

TELEVISION CREWS: Television crews wishing to film game highlights should notify the A's Public Relations Department at least 48 hours prior to the game. During the game, no television photographers will be allowed on the field.

NO AUTOGRAPHS: ANY MEMBER OF THE MEDIA REQUESTING AUTOGRAPHS OR EQUIPMENT FROM ANY PLAYER WILL HAVE PRESS ACCESS REVOKED.

THE A's ELEPHANT

Prior to the 1988 season the A's brought back one of the team's most familiar and successful characters from past years—the Athletics' Elephant. After two seasons featuring a more aggressive elephant holding two crossed bats in its trunk, the old A's Elephant, which brought the A's three straight American League titles from 1988-90 and a World Championship in 1989, returned in 1995. The A's Elephant has been featured in many of the club's promotions and publications. Also, each player wears a special A's Elephant patch on the left sleeve of their uniform.

For 60 years the Athletic Elephant was one of the most popular and colorful logos in all of major league baseball. In 1901 Connie Mack and his Philadelphia Athletics helped form the American League. The following year, New York Giants Manager John McGraw dismissed the A's with contempt, calling them "The White Elephants," implying Mack shouldn't be allowed to spend money without supervision. Mack defiantly adopted the White Elephant as the team insignia, and in 1902, the A's won the American League pennant.

The White Elephant remained the team's mascot until later that decade, when it finally made its way to an A's uniform. Its first appearance was on the team's sweaters. In about 1918, the Elephant finally saw game action when Mack had the pachyderm symbol (in blue with a white "A" inside) placed on the left sleeve of every player.

By 1920, Mack had fully adopted the A's Elephant as the team's symbol. Gone was the traditional "A" on the front of the jersey. In was a blue elephant logo. But after a few poor seasons, Mack decided a change was in order. So, in 1924, the blue elephant was replaced by the white elephant on the team's jersey. The new-look pachyderm seemed to do the trick, as the A's played better ball for the next few years.

In 1928, Mack decided the elephant had worn out its brief welcome on the A's jersey fronts. He replaced it with the familiar "A" on the uniforms, and the A's went on to win two World Championships and an AL crown in the next three years. This resurgence was probably due more to the additions of Foxx, Simmons, Grove, Cochrane, et al., than to the elephant's absence.

That was the last year for the elephant on the A's uniform until 1955, when the A's, now in Kansas City, added an elephant patch to their left sleeves. But when Charlie Finley purchased the team in the early sixties, the elephant mascot was once again sent packing, replaced by, of all animals, a mule. This was the last we saw of this loveable A's mascot until 1988.

The elephant has once again proven to be a "good luck" charm for the A's, as since its return the Athletics have won three American League pennants and one world championship.



1997 A's SCHEDULE

SUN	MON	TUE	WED	THU	FRI	SAT
APRIL		1	2 7:35 CLE ◆	3 12:15 CLE	4 7:35 NY ●	5 1:05 NY ●
6 1:05 NY ◆	7 7:05 BOS ◆	8 7:05 BOS	9 12:15 BOS	10	11 10:05 NY	12 10:35 NY ●
13 10:35 NY	14 3:05 BOS	15 3:05 BOS	16 4:35 TOR	17 9:35 TOR	18 10:05 DET	19 10:05 DET
20 10:05 DET	21	22 12:15 MIN	23 7:05 MIN ◆	24 12:15 MIN	25 7:35 KC ◆	26 1:05 KC ◆
27 1:05 KC ◆	28	29 4:05 CLE	30 4:05 CLE ◆			

MAY				1 4:05 CLE	2 4:35 BAL	3 10:35 BAL
4 10:35 BAL	5 5:05 MIL	6 5:05 MIL	7 11:05 MIL	8 5:05 CHI ◆	9 5:05 CHI ◆	10 4:05 CHI ◆
11 11:05 CHI	12 7:05 BAL ●	13 12:15 BAL	14 7:05 MIL ◆	15 7:05 MIL ◆	16 7:35 CHI ●	17 1:05 CHI ◆
18 1:05 CHI ◆	19	20 5:35 TEX	21 5:35 TEX	22 11:35 TEX	23 5:05 MIN ●	24 5:05 MIN ●
25 4:05 MIN	26 11:05 KC	27 5:05 KC	28 7:35 ANA ◆	29 12:15 ANA	30 7:35 TOR ◆	31 1:05 TOR

1 1:05 TOR ◆	2 7:05 DET ◆	3 12:15 DET	4	5 4:35 TOR ●	6 4:35 TOR	7 1:05 TOR
8 10:05 TOR	9	10 4:05 DET	11 10:05 DET	12 7:05 LA ◆	13 7:35 LA ◆	14 1:05 COL
15 1:05 COL ◆	16	17 7:05 SD ◆	18 7:35 SD ◆	19 7:05 ANA ◆	20 7:05 ANA ●	21 7:05 ANA ◆
22 1:05 ANA ●	23 7:05 SEA ●	24 7:05 SEA ◆	25 7:35 SEA ◆	26 7:05 TEX ◆	27 7:35 TEX ◆	28 6:15 TEX ●
29 5:05 TEX ■	30 7:05 SD ●				JUNE	

JULY		1 12:15 SD ◆	2 1:05 SF ◆	3 7:05 SF ◆	4 5:35 TEX ●	5 5:35 TEX ●
6 5:05 TEX	7	8 All-Star Game @ Cle.	9	10 12:15 ANA	11 7:35 ANA ◆	12 1:05 ANA
13 1:05 ANA	14 7:05 SEA ●	15 12:15 SEA ◆	16 7:05 KC ◆	17 12:15 KC	18 7:35 MIN ◆	19 1:05 MIN □
20 1:05 MIN ◆	21	22 4:05 BOS	23 4:05 BOS ◆	24 4:05 BOS	25 4:05 CLE ●	26 10:05 CLE
27 10:05 CLE ●	28 4:35 NY ●	29 4:35 NY	30 10:05 NY	31 7:05 BAL ◆		

AUGUST					1 7:35 BAL ●	2 1:05 BAL
3 1:05 BAL ◆	4	5 12:15 CHI ◆	6 7:35 CHI ◆	7 1:05 MIL	8 7:35 MIL	9 1:05 MIL
10 1:05 MIL ●	11	12 4:35 BAL ●	13 4:35 BAL ◆	14 5:05 CHI	15 5:05 CHI ●	16 5:05 MIL ●
17 11:05 MIL	18	19 7:05 BOS ◆	20 7:05 BOS ◆	21 12:15 BOS	22 7:35 CLE ◆	23 6:05 CLE ●
24 1:05 CLE ◆	25	26 12:15 NY ◆	27 7:35 NY ◆	28 7:05 LA ◆	29 7:05 LA ●	30 5:05 COL ●
31 12:05 COL ◆						

	1 6:15 SF ●	2	3 7:35 SF ◆	4 5:05 KC	5 5:05 KC ●	6 5:05 KC ●
7 11:05 KC	8 5:05 MIN ●	9 10:15 MIN	10 7:05 TOR ◆	11 12:15 TOR	12 7:35 DET ◆	13 1:05 DET
14 1:05 DET ◆	15 7:05 DET ◆	16	17 7:35 ANA ◆	18 3:05 ANA	19 7:35 SEA ◆	20 1:05 SEA
21 1:05 SEA ◆	22 7:05 SEA ◆	23 12:15 TEX	24 7:35 TEX ◆	25	26 7:05 SEA ◆	27 1:05 SEA
28 1:35 SEA ●	29	30		SEPTEMBER		

Games and times subject to change.

◆ Denotes TV games on KRON Channel 4.

● Denotes TV games on Bay TV.

TV schedule as of February 13, 1997.

■ Denotes home games. □ Denotes away games.

◆ Denotes TV games on SportsChannel.

■ Denotes TV games on ESPN.

All times listed are Pacific.

□ Denotes TV game on Fox.

BE THERE WHEN
IT HAPPENS AGAIN.

