



20  02
CHAMPIONS
A.L. WEST

2003 MEDIA GUIDE

2003 Season Schedule

MARCH						
SUN	MON	TUE	WED	THU	FRI	SAT
23	24	SEA 25 2:10 AM	SEA 26 2:10 AM	27	28	29
30	31					

APRIL						
SUN	MON	TUE	WED	THU	FRI	SAT
		SEA 1 7:05	SEA 2 7:05	3	ANA 4 7:05	ANA 5 1:05
ANA 6 5:05	7	TEX 8 5:05	TEX 9 5:05	TEX 10 11:05	ANA 11 7:05	ANA 12 7:05
ANA 13 1:05	SEA 14 7:05	SEA 15 7:05	SEA 16 7:05	SEA 17 1:35	TEX 18 7:05	TEX 19 1:05
TEX 20 5:05	21	DET 22 7:05	DET 23 7:05	DET 24 12:35	CLE 25 7:05	CLE 26 1:05
CLE 27 1:05	28	CHW 29 5:05	CHW 30 5:05			

MAY						
SUN	MON	TUE	WED	THU	FRI	SAT
				CHW 1 5:05	NYN 2 4:05	NYN 3 10:05
NYN 4 10:05	5	CHW 6 7:05	CHW 7 7:05	CHW 8 12:35	NYN 9 7:05	NYN 10 1:05
NYN 11 1:05	12	DET 13 4:05	DET 14 4:05	DET 15 4:05	CLE 16 4:05	CLE 17 4:05
CLE 18 10:05	19	MIN 20 7:05	MIN 21 12:35	MIN 22 12:35	KC 23 6:05	KC 24 1:05
KC 25 1:05	26	MIN 27 5:05	MIN 28 10:05	KC 29 5:05	KC 30 5:05	KC 31 11:05

JUNE						
SUN	MON	TUE	WED	THU	FRI	SAT
KC 1 11:05	2	FLA 3 4:05	FLA 4 4:05	FLA 5 4:05	PHI 6 4:05	PHI 7 10:20
PHI 8 10:35	9	ATL 10 7:05	ATL 11 7:05	ATL 12 12:35	MON 13 7:05	MON 14 1:05
MON 15 1:05	16	TEX 17 7:05	TEX 18 7:05	TEX 19 12:35	SF 20 7:05	SF 21 7:05
SF 22 1:05	TEX 23 4:05	TEX 24 5:05	TEX 25 5:05	TEX 26 5:05	SF 27 7:15	SF 28 1:05
SF 29 1:05	30					

JULY						
SUN	MON	TUE	WED	THU	FRI	SAT
		SEA 1 7:05	SEA 2 7:05	SEA 3 12:35	ANA 4 5:05	ANA 5 6:05
ANA 6 1:05	7	TB 8 7:05	TB 9 12:35	TB 10 12:35	BAL 11 7:05	BAL 12 1:05
BAL 13 1:05	14	15	16	MIN 17 5:05	MIN 18 5:05	MIN 19 1:05
ALL STAR BREAK						
MIN 20 11:05	KC 21 5:05	KC 22 11:05	SEA 23 7:05	SEA 24 7:05	ANA 25 7:05	ANA 26 1:05
ANA 27 1:05	ANA 28 7:05	CLE 29 7:05	CLE 30 7:05	CLE 31 12:35		

AUGUST						
SUN	MON	TUE	WED	THU	FRI	SAT
					NYN 1 7:05	NYN 2 1:05
NYN 3 1:05	4	DET 5 4:05	DET 6 4:05	DET 7 10:05	CHW 8 5:05	CHW 9 4:05
CHW 10 11:05	BOS 11 7:05	BOS 12 7:05	BOS 13 7:05	BOS 14 12:35	TOR 15 7:05	TOR 16 1:05
TOR 17 1:05	18	BOS 19 4:05	BOS 20 4:05	BOS 21 4:05	TOR 22 4:05	TOR 23 1:05
TOR 24 10:05	TOR 25 4:05	BAL 26 7:05	BAL 27 7:05	BAL 28 12:35	TB 29 7:05	TB 30 6:05
TB 31 1:05						

SEPTEMBER						
SUN	MON	TUE	WED	THU	FRI	SAT
	1	BAL 2 4:05	BAL 3 4:05	BAL 4 12:05	TB 5 4:15	TB 6 3:15
TB 7 10:15	ANA 8 7:05	ANA 9 7:05	ANA 10 7:05	ANA 11 12:35	TEX 12 5:05	TEX 13 5:05
TEX 14 2:05	ANA 15 7:05	ANA 16 7:05	ANA 17 1:05	18	SEA 19 7:05	SEA 20 1:05
SEA 21 1:05	TEX 22 7:05	TEX 23 7:05	TEX 24 12:35	25	SEA 26 7:05	SEA 27 TBA
SEA 28 1:05	29	30				

■ HOME ■ TOKYO, JAPAN

● FSN ◆ ACTION 36/CABLE 6 ▲ ESPN ■ FOX/KTVU

All games and times subject to change. All times are Pacific.



YOU'RE IN BASEBALL COUNTRY NOW.



#1 for Oldies
& A's Baseball!

2003 Oakland Athletics Baseball



More publications available at:

www.retroseasons.com/library/

18. [unclear] 19. [unclear]
 21. [unclear] 22. [unclear]
 33. [unclear] 34. [unclear]
 41. [unclear] 42. [unclear]
 51. [unclear] 52. [unclear]
 61. [unclear] 62. [unclear]
 71. [unclear] 72. [unclear]
 81. [unclear] 82. [unclear]
 91. [unclear] 92. [unclear]

[unclear] [unclear] [unclear] [unclear] [unclear] [unclear]
 [unclear] [unclear] [unclear] [unclear] [unclear] [unclear]
 [unclear] [unclear] [unclear] [unclear] [unclear] [unclear]
 [unclear] [unclear] [unclear] [unclear] [unclear] [unclear]
 [unclear] [unclear] [unclear] [unclear] [unclear] [unclear]

Ken Macha takes over the managerial duties after serving as the A's bench coach for the previous four seasons.

Table of Contents

FRONT OFFICE

Front Office Directory.....	4
Executive Profiles.....	7
Baseball Operations Bios.....	10
Administration Bios.....	17
Training Staff.....	18
Medical Consultants.....	19
Clubhouse and Staff.....	19

2003 ATHLETICS

Manager and Coaches.....	22
The Players.....	30
Non-Roster Invitees.....	170
Roster.....	204
Non-Roster Players Invited To Spring Training.....	206

REVIEW

Season In Review.....	208
Final Batting Statistics.....	212
Final Pitching Statistics.....	212
Fielding Statistics.....	213
Day-By-Day.....	214
Division Series Day-By-Day.....	217
Wild Card Day-By-Day.....	218
Final Division Series Statistics.....	218
Club Statistics.....	219
Highs and Lows.....	220
Game Tying And Go Ahead RBI.....	222
Multiple Hit Games.....	222
Multiple RBI Games.....	222
Batting and Pitching Breakdown.....	223
Designated Hitting Statistics.....	223
Pinch Hitting Statistics.....	224
Batting With Runners In Scoring Position.....	224
Batting With The Bases Loaded.....	225
Player Transactions.....	225
Major League Standings.....	227
American League Team Statistics.....	228
American League Individual Batting Leaders.....	229
American League Individual Pitching Leaders.....	230

RECORDS

Athletics Year-By-Year.....	232
Athletics vs. The American League.....	234
Athletics vs. The National League.....	235
Athletics In Divisional Play.....	236
Oakland A's Month-By-Month.....	237
Athletics Franchise Records.....	238

Oakland Athletics Records.....	243
Franchise Career Batting Leaders.....	250
Oakland A's Career Batting Leaders.....	251
Franchise Career Pitching Leaders.....	252
Oakland A's Career Pitching Leaders.....	253
Franchise Season Batting Leaders.....	254
Oakland A's Season Batting Leaders.....	255
Franchise Season Pitching Leaders.....	256
Oakland A's Season Pitching Leaders.....	257
Athletics Year-By-Year Batting.....	258
Athletics Year-By-Year Pitching.....	260
Athletics Year-By-Year Fielding.....	262
Athletics Year-By-Year Batting Leaders.....	264
Athletics Year-By-Year Pitching Leaders.....	270
Athletics Year-By-Year Designated Hitter Stats.....	274
Athletics Primary Designated Hitter Stats.....	275
Athletics With 20 or More Home Runs In A Season.....	276
Athletics Home Run Leaders By Position.....	277
Athletics Grand Slam Leaders.....	277
Athletics Lead Off Home Run Leaders.....	278
Athletics Pinch Hit Home Run Leaders.....	278
Athletics Game Ending Home Run Leaders.....	278
Athletics Inside the Park Home Run Leaders.....	278
Athletics Games of Five or More Home Runs.....	279
Oakland Teammates Homering in the Same Game.....	279
Network Associates Coliseum Home Runs.....	279
Athletics No-Hitters.....	280
No-Hitters Against Athletics.....	280
Oakland Athletics One-Hit And Two-Hit Games.....	281
Oakland Athletics Steals of Home.....	282
Oakland Athletics Doubleheaders.....	283
Athletics Career Games Played Leaders.....	284
Oakland Career Games Played Leaders.....	284
High Scoring Games in Oakland History.....	285
Oakland Athletics Streaks.....	286
Longest Games in Oakland History.....	288
Game Times.....	288
Homestands and Road Trips.....	289

HISTORY

Notable Performances and Award Winners.....	292
Athletics In The Hall of Fame.....	294
Athletics Retired Numbers.....	295
Athletics All-Star Game Selections.....	296
Oakland A's and San Francisco Giants.....	297
Oakland Athletics in Season Openers.....	298
Oakland Athletics Opening Day Lineups.....	299
Postseason Results.....	301
Most Recent Trades With Each Major League Team.....	304
Oakland Athletics All-Time Roster.....	305
The A's Elephant.....	308

ON THE COVER

From left to right, the Oakland Athletics 2002 award winners: American League Gold Glove and Silver Slugger recipient Eric Chavez; the American League's Most Valuable Player Miguel Tejada; and the American League's Cy Young Award winner Barry Zito.

Table of Contents

OPPONENTS

Anaheim Angels	310
Baltimore Orioles	311
Boston Red Sox	312
Chicago White Sox	313
Cleveland Indians	314
Detroit Tigers	315
Kansas City Royals	316
Minnesota Twins	317
New York Yankees	318
Seattle Mariners	319
Tampa Bay Devil Rays	320
Texas Rangers	321
Toronto Blue Jays	322
Atlanta Braves	323
Florida Marlins	323
Montreal Expos	324
Philadelphia Phillies	324
San Francisco Giants	325

PLAYER DEVELOPMENT

Athletics Minor League Directory	328
Athletics Minor League Affiliates	329
Minor League Field Staff	330
Sacramento Rivercats (AAA)	331
Midland Rockhounds (AA)	334
Modesto A's (A)	337
Kane County Cougars (A)	340

Vancouver Canadians (A)	342
Visalia Oaks Statistics	345
Arizona A's (Rookie)	346
Organizational Standings and Leaders	349
Minor League Players	350
A's 2002 Free Agent Draft	374

NETWORK ASSOCIATES COLISEUM

The Network Associates Coliseum	376
A's Ticket Prices	377
Batting Practice Schedule	377
Ground Rules	377
Network Associates Coliseum Attendance	378
Rainouts at the Coliseum	380
Shortened Games at the Coliseum	380

MISCELLANEOUS INFORMATION

Media Information and Policies	382
A's On The Air	384
A's Broadcast History	386
Network Affiliates	387
Spring Training Information	388
Spring Training Schedule	388
Past Spring Training Finishes	389
Spring Training Final Batting Statistics	390
Spring Training Final Pitching Statistics	390
Earning Straight A's in the Community	391
A's Promotional Schedule	392

INDEX TO FILLERS

20-Game Winners, Oakland A's	249	Monthly Records, A's	237
At a Glance, A's in 2002	219	MVP Voting, 2002 American League	155
Ballparks, Athletics Home	380	No-Hitters, Four Pitcher	280
Cactus League Opponents, A's Record vs	389	Opening Day Leaders	299
Chavez Home Run Charts	44	Opening Day Starters, Oakland A's Youngest	300
Clinching Dates, Oakland A's	274	Organizational Awards, 2002 A's	348
Coliseum Quick Facts	376	Ownership, Athletics	8
Comebacks, Athletics Biggest	245	Pitchers, A's Career Hitting	252
Consecutive Games Played, Most by Oakland A's	118	Pitchers, Lasts by A's	253
Cycle, A's Players	247	Players of the Week, Recent A's Winners	297
Cy Young Voting, 2002 American League	166	Players Who Have Pitched, Oakland A's	130
Designated Hitter Rule	275	Post-Season Results, 2002 MLB	227
Disabled List, A's on the	221	Presidents, Past of the Oakland A's	9
Ejections, Recent Oakland A's	236	Radio Network, A's 2003	387
Firsts, Coliseum	379	RBI, Most in a Season by an A's Shortstop	154
First Round Draft Picks, A's	374	Relief Pitcher Effectiveness	222
Franchise Facts, Athletics	308	Runs in Three Consecutive Games, Most	285
Games Caught, Most by Oakland Catcher, Season	96	Save Rule	256
Hitting Streaks, Top Athletics	283	Scoreless Streaks, Oakland Pitchers	257
Homerless Streaks, Oakland Pitchers	257	Series Won, Consecutive by Oakland A's	276
Home Runs, Athletics Milestones	279	Triple Plays, Oakland A's	242
Home Runs, Most by A's Shortstops	156	Winning Percentage, Best in Major League History	167
Home Runs, Most by M.L. Shortstops	157	Winning Streaks, Longest Individual A's	165
Home Runs, Most by Player Born in South Dakota	64	Wins, Most in American League, Last Three Years	104
Home Winning Streaks, Longest MLB	286	Wins, Most in American League, Last Two Years	132
Managers, Athletics	22	Won Loss Records, MLB Best Since 1998 and 2000	10
Monthly Bests, A's	237		

Front Office Directory

EXECUTIVE

Owner/Managing Partner	Steve Schott
Owner/Partner	Ken Hofmann
President	Michael Crowley
Vice President, General Manager	Billy Beane
Vice President, Sales and Marketing	David Alioto
Vice President, Broadcasting and Communications	Ken Pries
Vice President, Stadium Operations	David Rinetti
Vice President, Finance	Paul Wong
General Counsel	Nick Rossi
Assistant to the General Counsel	Caleb Jay
Executive Assistant	Carolyn Jones

BASEBALL OPERATIONS

Field Manager	Ken Macha
Assistant General Manager	Paul DePodesta
Assistant to GM, Coordinator of Professional Scouting	David Forst
National Field Coordinator	Chris Pittaro
Special Assistant to the General Manager	Matt Keough
Special Assistant to the General Manager	Randy Johnson
Special Assistant, Advance Scout	Bob Johnson
Director of Player Development	Keith Lieppman
Director of Scouting	Eric Kubota
Director of Team Travel	Mickey Morabito
Director of Minor League Operations	Ted Polakowski
Director of Baseball Administration	Pamela Pitts
Assistant Director of Player Development	Dave Hudgens
Scouting and Player Development Coordinator	Danny McCormack
Video Coordinator	Dan Feinstein
Executive Assistant	Betty Shinoda

CLUBHOUSE

Equipment Manager	Steve Vucnich
Visiting Clubhouse Manager	Mike Thalblum
Assistant Equipment Manager	Brian Davis
Clubhouse Assistant	William Angel
Arizona Clubhouse Manager	Jesse Sotomayor

MEDICAL STAFF

Head Trainer	Larry Davis
Assistant Trainer	Steve Sayles
Strength and Conditioning Coordinator	Clarence Cockrell
Team Physician	Dr. Allan Pont
Team Orthopedist	Dr. Jerrald Goldman
Consulting Orthopedist	Dr. Lewis Yocum, Dr. John Frazier
Arizona Team Physician	Dr. Fred Dicke

STADIUM OPERATIONS

Director of Stadium Operations	David Avila
Stadium Operations Manager	Lesley Nolan
Stadium Operations Systems Manager	Eric Nelson
Stadium Services Manager	Randy Duran
Stadium Operations Coordinator	Kristy Ledbetter
Stadium Services Coordinator	David Cochran
Guest Services Coordinator	TBA
Head Groundskeeper	Clay Wood
Arizona Groundskeeper	Chad Huss

PUBLIC RELATIONS

Director of Public Relations	Jim Young
Baseball Information Manager	Mike Selleck
Media Relations Coordinator	Kristy Fick
Media Services Coordinator	Debbie Gallas
Team Photographer	Michael Zagaris

Front Office Directory

COMMUNITY RELATIONS

Community Relations Manager	Detra Paige
Community Relations & Broadcasting Coordinator	Warren Chu
Community Relations Assistant	Sharon Floyd

STADIUM ENTERTAINMENT

Director of In-Stadium Entertainment	Troy Smith
Director of Multimedia Services	David Don
Multimedia Services Coordinator	Rick Ruvalcaba
In-Stadium Entertainment Coordinator	Jeff Gass
Public Address Announcer	Roy Steele

BROADCASTING

Team Announcers	Bill King, Ken Korach, Ray Fosse, Greg Papa
Broadcasting Manager & Post-Game Show Host	Robert Buan

SALES AND MARKETING

Director of Corporate Sales	Franklin Lowe
Corporate Account Managers	Tika Belanger, Jill Golden, Kelle Venezia, Susan Weiglein
Sales & Marketing Manager	Lisa Wood
Sales & Marketing Coordinator	Lynne Tibbet

CREATIVE SERVICES

Creative Services Manager	Mike Ono
---------------------------------	----------

TICKET SALES

Director of Ticket Sales	TBA
Premium Seating Sales Manager	Grant Christensen
Sr. Account Managers, Outside Sales	Phil Chapman, Mike Fagundes, Craig Kadden, Parker Newton, Mercedes Veloz
Account Managers, Outside Sales	Adam Clar, Brian DiTucci, Sean O'Keefe
Inside Sales Coordinator	Aaron Dragomir
Inside Sales Representatives	Mike Bonacic, Kimberlee Kelso

TICKET OPERATIONS

Director of Ticket Operations	Steve Fanelli
Ticket Operations Manager	Doug Vanderheyden
Box Office Manager	Cameron Stewart
Asst. Box Officer Manager	Anthony Silva
Ticket Services Manager	Josh Ziegenbusch
Group Services Coordinator	David Adame
Spring Training & Ticket Service Representative	Paul Gemelli
Spring Training & Sales Operation Manager	Mike Saverino
Ticket Service Representatives	Ryan Jones, Travis LoDolce, Molly Sklut, Matt Weiss

PREMIUM SEATING SERVICES

Premium Seating Services Manager	Dayn Floyd
Premium Seating Services Coordinator	Susie Campion

SPECIAL EVENTS

Special Events Manager	Adrienne Carew
Special Events Assistant	Janette Golomeic
Ticket Events Assistant	Liam Miller
Corporate Events Assistant	Katie Williams
Mascot	Stomper

MERCHANDISING AND PURCHASING

Director of Merchandising & Purchasing	Drew Bruno
Merchandise Operations & Purchasing Manager	Colin Nicholas
Merchandise Warehouse Manager	Doug Heater
Merchandising Manager	Stephanie Moritz
Merchandising Coordinator	TBA

Front Office Directory

FINANCE AND ACCOUNTING

Director of Finance.....	Linda Rease
Payroll Specialist.....	Kathy Leviege
Senior Accountant.....	Isabelle Mahaffey
Staff Accountant.....	Helga Mahlmann
Ticket Accountant.....	Chris James
Accounts Payable Specialist.....	Lynell Roeber
Accounts Receivable Specialist.....	David Bunnell

HUMAN RESOURCES

Director of Human Resources.....	Eleanor Yee
Human Resources and Finance Coordinator.....	Kim Chen

INFORMATION SYSTEMS

Information Systems Manager.....	Debbie Dean
----------------------------------	-------------

OFFICE SERVICES

Office Services Coordinator.....	Julie Vasconcellos
Office Services Assistant.....	Joe St. Jean
Executive Offices Receptionist.....	Maggie Baptist
Travel Specialist.....	Colleen Osterberg

FRANCHISE FACTS



Oakland Athletics
7000 Coliseum Way
Oakland, CA 94621

Administrative Offices:

(510) 638-4900

Ticket Information:

(510) 762-BALL

Home Ballpark:

Network Associates Coliseum
(43,662)

Team Colors:

Green and Gold

Spring Training Facility:

Phoenix Municipal Stadium
5999 East Van Buren
Phoenix, AZ 85008

Club Affiliates

Sacramento River Cats (AAA)

Midland Rockhounds (AA)

Modesto A's (A)

Kane County Cougars (A)

Vancouver Canadians (Short A)

Arizona A's (Rookie)

Founded: 1901





STEVE SCHOTT

Owner, Managing General Partner

When Steve Schott purchased the Oakland Athletics on November 1, 1995 along with Ken Hofmann, he laid out a long-term plan for success that would restore the glory to one of baseball's most storied franchises.

The plan concentrated on three areas—build a World Series contender from within the organization; assemble a dynamic front office staff; and continue to strengthen the A's commitment to the city of Oakland and the East Bay by expanding the club's public and community relations programs.

Under the Schott and Hofmann ownership, the Athletics franchise has successfully rebuilt itself by emphasizing a strong minor league system that produced the majority of the players who have led the A's to three straight post-season appearances, including a pair of American League West Division titles in 2000 and 2002. In this day and age of free spending and constant player movement, Schott envisioned a team made up of young, dynamic homegrown players which fans would identify with for years to come.

Schott has assured the nucleus of the team will remain intact for future pennant runs by signing mainstays Tim Hudson, Barry Zito, Eric Chavez, Miguel Tejada, Mark Mulder, Terrence Long, Jermaine Dye and Ramon Hernandez to long-term deals. In addition, he inked Billy Beane, considered by many to be the top general manager in the game, to a contract extension through the 2008 season.

The wealth of talent throughout the A's organization and sound player evaluation earned the Athletics back-to-back Organization of the Year Awards in 1998 and 1999.

Under Schott's ownership, the A's are one of the most community-minded teams in all of sports, donating over two million dollars to various community projects since 1995. Three recent beneficiaries of the team's generosity are the Oakland public schools, the Oakland Parks and Recreation Department and the Boys and Girls Club of Oakland.

While ownership has demonstrated a commitment to fielding a championship team and enhancing the community of Oakland, A's baseball remains the most affordable entertainment values of all of the major sports franchises in the Bay Area. Despite recent renovations, the Network Associates Coliseum remains a comfortable, safe, clean, entertaining and accessible venue to watch a game.

While Schott's off-the-field focus remains on securing a baseball-only stadium for the Athletics in the Bay Area, he successfully negotiated an agreement with the Joint Powers Authority last July to extend the A's lease at the Network Associates Coliseum through the 2007 season with three one-year options through 2010.

A native of the Bay Area, Mr. Schott serves as the CEO of Citation Homes Central/Award Homes, one of the largest homebuilders in California. Citation Homes Central/Award Homes and its predecessor companies have built over 50,000 homes in Northern California over the last four decades. A member of the National Association of Home Builders, Schott has been involved with development in Santa Clara, Alameda, San Mateo, Monterey, San Joaquin and San Benito counties for over 35 years.

Mr. Schott's philanthropic interests include the "A's Home Run Readers" program which he and his wife, Patricia, assisted in launching 10 years ago to stimulate reading and promote the importance of literacy among elementary, middle and high school students through the Bay Area. After receiving a Presidential Citation from the White House in 1997, "A's Home Run Readers" is increasingly viewed as a unique and successful example of how positive results can be obtained when business, government and the community join to support education. The Schotts also played a key role in the development of the Role Model Program, an organization that pairs at-risk middle school students with positive role models in the community, with the hopes the students will make positive life choices and achieve in the classroom. The Schotts have established their own private foundation that funds scholarships for needy students and contributes to a variety of non-profit organizations throughout the Bay

Executive Profiles

Area. A founding member of the Alexis de Tocqueville Society, which is associated with the United Way, Mr. Schott is regent at Bellarmine College Preparatory in San Jose and past chairman of the Saint Francis High School Foundation Board.

Two years ago, Mr. Schott was one of 10 national recipients of the prestigious Horatio Alger Award, which annually honors a group of men and women who have faced and overcome significant personal

adversity through positive thinking, determination and hard work while exemplifying the values that formed the foundation of the American spirit. Past honorees include President Dwight D. Eisenhower, General Colin Powell, Senator Bob Dole, Oprah Winfrey, Ray Kroc and Dr. Maya Angelou, to name a few.

A native of Santa Clara, Calif., Mr. Schott attended Bellarmine Preparatory and Santa Clara University, where he was a pitcher on the school's baseball team. He currently serves on the University's Board of Trustees. In 1989, he earned the University's Distinguished Alumnus Award.

Mr. Schott and his wife, Pat, reside in Los Altos Hills. They have three children, Lisa, Stephen E. and Kristen, and eight grandchildren, who all live in the Bay Area.

ATHLETICS OWNERSHIP

Principal Owner(s)	Years
Benjamin F. Shibe.....	1901-1912
Benjamin F. Shibe, Connie Mack.....	1913-21
Connie Mack.....	1921-54
Arnold M. Johnson.....	1954-60
Charles O. Finley.....	1961-80
Walter J. Haas.....	1980-1995
Steve Schott, Ken Hofmann.....	1995-Present

KEN HOFMANN

Partner/Owner

When Oakland native Ken Hofmann purchased the Athletics franchise with partner Steve Schott in November 1, 1995, the duo ensured the A's would remain a fixture in the Bay Area for the foreseeable future.

Mr. Hofmann, like Schott, has enjoyed a successful business career as one of California's top land developers. After working as a plastering contractor for three years, he moved into the home building business in 1951 and in 1957, formed the Hofmann Company. Over the last 45 years, the Hofmann Company has built over 30,000 homes and apartments, along with over \$150 million in other commercial and industrial properties. Today, the Hofmann Company operates two athletic clubs, a youth center and a championship golf course. Mr. Hofmann is a two-time president and a member of the Board of Directors of the Building Industry Association and also holds a membership with the National Association of Home Builders.

Born and raised in Oakland, Mr. Hofmann graduated from Fremont High School and attended Saint Mary's College in Moraga for two years before earning his degree from the U.S. Merchant Marine Academy in Kings Point, NY. A World War II veteran, Mr. Hofmann served the Merchant Marines in many theaters, earning a rating of Master Marine.

Mr. Hofmann has served on the Board of Trustees and is a Regent Emeritus at Saint Mary's College and is a member of the alumni association of the U.S. Merchant Marine Academy. He endowed Saint Mary's football stadium, basketball facility and a football scholarship. In 1983, he was named Saint Mary's Alumnus of the Year.

An avid outdoorsman, Mr. Hofmann is a former executive director of the National Fish and Wildlife Foundation. He has also been an active fundraiser for Ducks Unlimited, the California Waterfowl Association, and the Regional Theater for the Arts in Walnut Creek and the Mount Diablo Medical Center.

Mr. Hofmann and his wife of 45 years, Jean, reside in Lafayette, Calif. They have two daughters.



MICHAEL CROWLEY

President

Michael Crowley begins his fifth full season as president of the Oakland Athletics after assuming the position on September 28, 1998. He oversees all aspects of the A's franchise both on and off the field.

A key figure in the A's resurgence as one of baseball's premier franchises, Crowley joined the Athletics organization in July of 1997 as vice president and chief financial officer. He previously spent ten years with I.C.I./Fuller O'Brien Paints and three years with Price Waterhouse.

During his tenure as team president, Crowley has been committed to fielding a championship caliber team with homegrown talent. He also works closely with General Manager Billy Beane on key player decisions and issues relating to the organization's overall objectives and philosophies.

Crowley has built a strong front office whose goals and objectives are to provide an affordable entertainment product on the field as well as delivering the absolute highest levels of customer service to fans attending games at the Network Associates Coliseum. He is actively involved in all of the organization's business affairs, including finance, sales, marketing, public relations and community affairs.

Last season, the A's drew 2,169,811 fans to the Network Associates Coliseum, marking the second straight season the club topped the two million mark in attendance and the sixth largest attendance total in franchise history. In November of 2002, Crowley was named one of Street & Smith's Sports Business Journal's "40 Under 40" list, honoring the nation's top 40 sports executives under the age of 40.

PAST PRESIDENTS OF THE OAKLAND A'S

President	Years
Charles O. Finley	1968-80
Roy Eisenhardt.....	1981-86
Walter J. Haas	1990-92
Sandy Alderson.....	1993-95; 1997-98
Steve Schott.....	1996
Michael Crowley.....	1998-Present

The A's organization continues to be active in the Oakland community and surrounding areas under Crowley's leadership. In 1999, Crowley and his wife, Kathy, played a key role in organizing Breast Cancer Awareness Day, which has raised over \$250,000 for the American Cancer Society over the last four years. He also served on the board of top business executives and community leaders which attempted to land the 2012 Summer Olympic Games in the Bay Area.

A native Californian, the 39-year old Crowley graduated from the University of Notre Dame in 1985 with a degree in business administration. He earned his MBA from Duke's Fuqua School of Business in 1992. Crowley resides in Cupertino with his wife Kathy and their three children.



Baseball Operations



BILLY BEANE

Vice President, General Manager

Billy Beane enters his sixth season as general manager of the Oakland Athletics and his 15th year with the A's organization. He is responsible for the overall baseball operations of the club, including scouting, player personnel and player development.

The 41-year old Beane has gained the respect of baseball's brightest minds for molding the A's into a World Series contender without jeopardizing the organization's financial framework. Under Beane's watch, the A's have improved by 38 games in the win column since a 65-97 showing in 1997 and have compiled 457-352 (.565) record over the last five seasons.

The A's have increased their win total in each of the last five seasons, becoming just the sixth team in major league history since 1900 to accomplish that feat.

The Athletics 103 wins in 2002 were tied with the New York Yankees for the most wins in the majors, marking the fifth 100-win season in Oakland history and the 10th in the history of the storied Athletics franchise dating back to 1901. The 103 wins were tied for the fourth most in franchise history, one shy of the Oakland record of 104 set in 1988.

The A's have won 205 games over the last two seasons, an Oakland record for wins in consecutive seasons. The A's are 296-189 (.610) over the past three seasons, the second best record in baseball next to Seattle's 300-186 (.617) three-year mark. Dating back to the 1998 season, the A's have compiled the third best five-year record in the majors at 457-352 (.565), trailing only the New York Yankees and Atlanta Braves.

The organization's long-term plan of scouting and developing young talent into coveted major league players has come to fruition as the A's have made post-season appearances each of the last three seasons, capturing the American League West Division crowns in 2000 and 2002 and securing the AL Wild Card in 2001.

After a seven-year absence from post-season play, the A's returned to the play-offs in Beane's third year as general manager, edging out Seattle to win the 2000 American League West on the last day of the regular season. The 2001 club secured the AL Wild Card with a 102-win season, which was the second highest win total in the majors next to Seattle's record-setting 116-win campaign. The A's faced many question marks entering the 2002 campaign following the off-season departures of high profile free agents Jason Giambi, Johnny Damon and Jason Istringhausen. However, the A's responded with a major league-high 103 wins enroute to their second division championship in three seasons.

While the A's organization is blessed with a wealth of young talent on all levels, Beane's player acquisitions

over the years have proved to be the necessary pieces to complete the club's championship puzzle. This past off-season, Beane successfully addressed two of the club's

A'S AMONG THE BEST UNDER BEANE'S WATCH

Major League's Best Records Since 1998				Major League's Best Records Since 2000			
Club	Wins	Losses	Pct.	Club	Wins	Losses	Pct.
New York-AL	497	309	.617	Seattle	300	186	.617
Atlanta	493	315	.610	Oakland	296	189	.610
Oakland	457	352	.565	New York-AL	285	197	.591
San Francisco	457	353	.564	Atlanta	284	200	.587
Seattle	455	354	.562	St. Louis	285	201	.586
Houston	448	362	.553	San Francisco	282	203	.581
Boston	446	363	.551	Arizona	275	211	.566
St. Louis	443	366	.548	Los Angeles	264	222	.543
Cleveland	441	369	.544	Boston	260	225	.536
Arizona	440	370	.543	Chicago-AL	259	227	.533

needs by strengthening the outfield defense with the signing of free agent Chris Singleton and the designated hitter's slot by swinging a four-team trade that brought Erubiel Durazo to Oakland. He also swung a deal with the Chicago White Sox to land closer Keith Foulke and veteran backup catcher Mark Johnson, along with highly-touted minor league pitching prospect Joe Valentine. On January 17, he signed free agent left-handed pitcher John Halama to round out one of the game's deepest pitching staffs.

Prior to the 2002 season, Beane orchestrated deals that brought closer Billy Koch and veteran David Justice to Oakland and also inked free agent Scott Hatteberg. Koch went on to earn the AL Rolaids Relief Man of the Year award after notching 44 saves while Justice made 108 combined starts in left field, right field and designated hitter. Hatteberg, who was converted to the club's everyday first baseman, posted career highs in average (.280), games (136), at bats (492), runs (58), hits (138), home runs (15) and RBI (61).

Beane has always been one of the most active general managers around the trading deadline, making key acquisitions to strengthen the club for late season title drives. His moves have paid huge dividends, as Oakland has compiled a 154-71 (.684) record after the trading deadline over the past four seasons, including an 87-23 (.791) record over the past two seasons.

Last July, Beane orchestrated three major deals that propelled the club to the American League West Division title. On July 5, he put together a three-team, seven-player deal with New York-AL and Detroit that brought left-handed pitcher Ted Lilly and highly-touted prospects John-Ford Griffin and Jason Arnold to Oakland. On July 25, he acquired coveted lead-off hitter Ray Durham from the Chicago White Sox in exchange for a minor league prospect. One day prior to the trading deadline, Beane landed left-handed reliever Ricardo Rincon from Cleveland. The three deals helped the A's to a major league-best 42-12 (.778) record over the last two months of the season.

Beane has set the offensive style for the A's, emphasizing plate discipline, on-base percentage and the big inning. The ability to work a count and develop a solid understanding of the strike zone is stressed on all levels of the A's organization. Last season, the A's ranked third in the American League in walks (609), fourth in home runs (205) and fifth in on-base percentage (.339). A's batters fanned just 1,008 times, the lowest total in a non-strike season since 1992.

While the A's offense has flourished, the pitching staff has also blossomed. Last season, the A's led the American League in ERA for the first time since 1990, finishing with a 3.68 mark. The staff also topped the majors with 19 shutouts, which were the third-best single-season total in Oakland history. A's starters were 75-41 with a 3.62 ERA and a .247 opponent batting average. The starting staff led the American League in innings pitched (1033.0), ranked second in ERA and opponent batting average and were third in wins and strikeouts (727).

Beane joined the A's front office staff in 1990 as the club's major league advance scout. In 1993, former A's President and General Manager Sandy Alderson promoted him to the assistant general manager's position when Walt Jocketty left the organization to accept the assistant general manager's job in Colorado. Alderson handed over his general manager's duties to Beane on October 17, 1997.

A first round draft pick (23rd overall) of the New York Mets in the 1980 June Free Agent Draft, Beane played six major league seasons as an infielder, outfielder and catcher for the Mets, Minnesota Twins, Detroit Tigers and Oakland A's. His final season in uniform was 1989 when he was a utility player on the A's World Championship team. Beane retired as an active player in the spring of 1990.

Beane's executive talents have earned him numerous awards over the years. He was named The Sporting News' Executive of the Year in 1999 and earned Major League Baseball's Executive of the Year honors by Baseball America magazine following the 2002 season. In November of 2001, Beane was named one of Street & Smith's Sports Business Journal's "40 Under 40" list, honoring the nation's top 40 sports executives under the age of 40.

A native of San Diego, Calif., Beane attended Mt. Carmel High School and UC San Diego, where he studied economics. Beane and his wife, Tara, reside in San Ramon. He has one daughter, Casey.

Baseball Operations

WHAT THEY ARE SAYING ABOUT BILLY BEANE

"Billy Beane is a genius. Not a genius in the sense of a John Nash or an Albert Einstein, able to calculate mathematical equations on a moment's notice. But in the realm of baseball, the Oakland Athletics vice president and general manager might be the smartest man in the game." **Scott Merkin, Chicago Tribune, Oct. 4, 2002**

"We laid out a plan when we bought this team, to build from player development and then add key veterans. Billy has executed that plan brilliantly." **Steve Schott, Co-Owner and Managing Partner, Oakland Athletics**

"As a talent judge and team builder, Beane is turning into baseball's version of Bill Walsh. Beane continually drafts and trades smarter than anyone in his sport." **Skip Bayless, San Jose Mercury News**

"The A's success is no coincidence. They have had continuity in key positions in their organization and they teach the same style of play at both the minor and major league level." **Glenn Dickey, San Francisco Chronicle, January 20, 2000.**

*"A's General Manager Billy Beane hit the throttle Wednesday. Did he ever. Here were the A's, running fast, having won 13 of their last 16, when Beane said in so many words, 'Let's open her up and see what this baby can do. Let's get Jermaine Dye.'" **Bob Padecky, Santa Rosa Press Democrat, July 26, 2001***

"Have Oakland's Billy Beane and Terry Ryan of the Twins enshrined immediately into the Hall of Fame instead of dismissing their terrific work as an aberration." **Aaron Moore, Sports Business Journal, September 16, 2002**

"Beane's signature is a big, splashy deal that makes sense and doesn't leave the other team embarrassed." **Scott Ostler, San Francisco Chronicle**

"If baseball owners ever manage to negotiate a revenue-sharing salary cap, A's General Manager Billy Beane would have to be declared illegal." **Skip Bayless, San Jose Mercury News**

"He looks as if he has all the stress of a 21-year-old fraternity kid sipping a Hurricane at Mardi Gras." **Bob Nightengale, USA TODAY Baseball Weekly**

"There's nothing he couldn't do in life. I have no doubt in my mind that with his intelligence, work ethic, confidence and leadership skills, he could be CEO of any company in any industry. I'm anxious to see what his future entails because, really, I think this guy can do anything he'd ever want in life." **Brian Cashman, General Manager, New York Yankees**

"He's such a dynamic guy he could be a great politician, a congressman, or even president for that matter. He's like watching West Wing. There are so many things going on around him, but he solves everything and doesn't let anything bother him. Billy loves to be challenged intellectually." **J.P. Ricciardi, General Manager, Toronto Blue Jays**

"The greatest sign of flattery is imitation and I'm not embarrassed to say that I'd like to imitate what Billy has done with the A's. That team isn't built for the short term. They're not going to just win now and go away. I don't care about their payroll. They're going to keep on winning." **Dan O'Dowd, General Manager, Colorado Rockies**



Baseball Operations

TRADES MADE BY BILLY BEANE

1997		2000	
November 7	Acquired P Kenny Rogers and cash considerations from New York-AL in exchange for a player to be named later (IF Scott Brosius on November 18).	February 18	Acquired OF Jeremy Giambi from Kansas City in exchange for P Brett Laxton.
November 26	Acquired P Doug Bochtler and IF Jorge Velandria from San Diego in exchange for P Don Wengert and minor league IF David Newhan.	March 30	Acquired C Sal Fasano from Kansas City for cash considerations.
December 4	Received cash considerations from the Yakult Swallows in exchange for P Mark Acre.	May 11	Traded P Ron Mahay to Florida for cash considerations.
December 8	Acquired P Mike Fetters from Cleveland in exchange for P Steve Karsay.	July 28	Acquired P Jim Mecer and P Todd Belitz from Tampa Bay in exchange for minor league P Jesus Colome and cash considerations.
December 19	Acquired IF Kurt Abbott from Florida in exchange for P Eric Ludwick.	July 31	Acquired IF Mario Valdez from Minnesota in exchange for minor league C Danny Ardoin.
1998		November 17	Acquired minor league P Ryan Cullen and minor league P Aaron Harang from Texas in exchange for IF Randy Velarde.
March 17	Traded OF Ernie Young to Kansas City in exchange for cash considerations.	November 20	Acquired P Eric Ireland from Chicago-NL in exchange for OF Matt Stairs.
March 25	Traded P Doug Bochtler to Detroit for cash considerations.	December 7	Acquired P Chad Bradford from Chicago-AL in exchange for minor league C Miguel Olivo.
April 8	Acquired C Mike Macfarlane and cash considerations from Kansas City in exchange for OF Shane Mack and a player to be named later (minor league P Greg Hansell on May 8).	2001	
June 9	Acquired a player to be named later (minor league P Ara Petrosian) from Colorado in exchange for IF Kurt Abbott.	January 8	Acquired P Roberto Hernandez and P Cory Lidle from Tampa Bay in exchange for OF Ben Grieve and cash considerations; traded P Roberto Hernandez, C A.J. Hinch, minor league IF Angel Berroa and cash considerations to Kansas City for OF Johnny Damon, minor league IF Mark Ellis and cash considerations.
June 23	Acquired IF Bip Roberts from Detroit in exchange for a player to be named later (minor league IF Jason Wood on July 18).	March 28	Traded P Omar Olivares to Pittsburgh for cash considerations.
July 12	Acquired P Tim Worrell from Cleveland in exchange for minor league IF Adam Robinson.	March 28	Acquired IF Eric Hinske from Chicago-NL in exchange for minor league IF Miguel Cairo; as part of the deal, the A's also refused the return of Rule 5 Draft selection P Scott Chiasson.
July 31	Acquired IF Ed Sprague from Toronto in exchange for minor league P Scott Rivette.	May 22	Traded C Sal Fasano to Kansas City for cash considerations.
August 10	Traded P Mike Fetters to Anaheim for cash considerations.	June 19	Acquired OF Rob Ryan from Arizona in exchange for minor league OF Ryan Christenson.
1999		July 3	Acquired OF Ron Gant from the Colorado Rockies in exchange for minor league OF Robin Jennings.
March 30	Acquired a player to be named later (minor league P Scott Chiasson on June 10) from Kansas City in exchange for P Jay Witasick.	July 25	Acquired OF Jermaine Dye from Kansas City in a three-team trade in which Colorado sent infielder Neifi Perez to Kansas City and Oakland sent minor league OF Mario Encarnacion, minor league IF Jose Ortiz and minor league P Todd Belitz to Colorado.
July 23	Acquired minor league OF Terrence Long and minor league P Leoner Vasquez from New York-NL in exchange for P Kenny Rogers.	September 4	Acquired P Mike Fyhrle from Chicago-NL in exchange for minor league OF Mike Wenner.
July 29	Acquired P Omar Olivares and IF Randy Velarde from Anaheim in exchange for minor league OF Jeff DaVanon, minor league OF Nathan Haynes and minor league P Elvin Nina.	November 2	Acquired minor league IF Adam Morrissey from Chicago-NL in exchange for IF Mark Bellhorn.
July 31	Acquired P Kevin Appier from Kansas City in exchange for P Brad Rigby, minor league P Blake Stein and minor league P Jeff D'Amico.	December 7	Acquired P Billy Koch from Toronto in exchange for IF Eric Hinske and P Justin Miller.
July 31	Acquired P Jason Isringhausen and P Greg McMichael from New York-NL in exchange for P Billy Taylor.	December 14	Acquired OF David Justice and cash considerations from New York-NL in exchange for P Mark Guthrie and P Tyler Yates.
August 17	Acquired OF Rich Becker from Milwaukee in exchange for minor league P Carl Dale.	2002	
December 13	Acquired P Justin Miller from Colorado in exchange for P Jimmy Haynes. (Trade was part of a four-team deal in which Colorado traded Haynes, C Henry Blanco and P Jamey Wright to Milwaukee; Milwaukee then traded IF Jeff Cirillo, P Scott Karl and cash considerations to Colorado; Colorado traded IF Vinny Castilla to Tampa Bay; Tampa Bay traded P Rolando Arrojo and IF Aaron Ledesma to Colorado).	January 2	Acquired minor league C Mike Kremblas from Toronto in exchange for C Tom Wilson.
		January 14	Acquired IF Carlos Pena and P Mike Venafro from Texas in exchange for P Mario Ramos, IF Jason Hart, OF Ryan Ludwick and minor league C Gerald Laird.
		March 18	Traded P Luis Vizcaino to Texas for P Justin Duchscherer.

Baseball Operations

- May 22 Acquired OF John Mabry from Philadelphia in exchange for OF Jeremy Giambi.
- July 5 Acquired P Ted Lilly, minor league OF John-Ford Griffin and minor league P Jason Arnold from the New York Yankees as part of a three-team, seven player trade in which the A's sent IF Carlos Pena, P Franklyn German and a player to be named later (P Jeremy Bonderman on Aug. 22) to Detroit for P Jeff Weaver and cash considerations. The A's then sent Weaver to New York to complete the deal.
- July 25 Acquired Ray Durham from Chicago-AL in exchange for minor league P Jon Adkins.
- July 30 Acquired P Ricardo Rincon from Cleveland in exchange for minor league IF Marshall McDougall.
- November 13 Acquired P Roy Smith from Cleveland for cash considerations.
- November 16 Traded P Cory Lidle to Toronto for minor leaguers IF Mike Rouse and P Chris Mowday.
- December 3 Acquired P Keith Foulke, C Mark Johnson and minor league P Joe Valentine in exchange for P Billy Koch and two minor league players to be named later (P Neal Cotts and OF Daylan Holt on December 16).
- December 15 Acquired IF Erubiel Durazo from Arizona in a four-team trade in which the A's sent a minor league player to be named later (P Jason Arnold on December 16) to Toronto; Toronto then sent IF Felipe Lopez to Cincinnati; Cincinnati then sent P Elmer Dessens to Arizona.
- December 16 Acquired P Buddy Hernandez from San Diego in exchange for IF Jose Flores.
- 2003
- January 2 Acquired P Jeremy Fikac from San Diego in exchange for a player to be named later or cash considerations.



PAUL DePODESTA

Assistant General Manager

Considered one of the brightest young minds in the game, Paul DePodesta enters his fifth season as the A's assistant general manager, a position he assumed on November 17, 1998. His current responsibilities include assisting Billy Beane in all player acquisitions and contract negotiations.

Prior to joining the Athletics as Billy Beane's top aid, the 30-year old DePodesta spent three years in the Cleveland Indians organization. He was hired by the Indians in 1996 as an intern in Tribe's baseball operations department and quickly made his way up the organizational ladder. DePodesta was named an advance scout for the 1997 and '98 regular and post seasons and was promoted to special assistant to the general manager in October of 1998.

DePodesta graduated cum laude from Harvard University in 1995 with a degree in economics. He also played baseball and football for the Crimson. A native of Alexandria, Virg., DePodesta resides in San Francisco with his wife, Karen.



ERIC KUBOTA

Director of Scouting

Eric Kubota is in his 19th season with the Athletics organization and his second as director of scouting. His primary responsibilities focus on all of the club's scouting efforts, both on the major and minor league levels, as well as overseeing the organization's scouting operation in Latin America.

Kubota's first draft was a memorable one, as the A's had seven of the first 39 picks in the 2002 First Year Player Draft. The club agreed to terms with 32 of their 51 selections, including each of its first 24 picks.

Prior to assuming his current position, Kubota served as the club's supervisor of international scouting for three seasons, overseeing the scouting staff and player evaluations in the Dominican Republic and Venezuela.

Kubota began his baseball career in June of 1984 while he was an undergraduate at the University of California, Berkeley, spending the better part of six seasons as an assistant working in the A's media relations department. In November of 1989, he joined the baseball operations staff as an assistant director of scouting, handling daily administrative duties of the scouting department, including preparation work for the Rule 4, Rule 5 and June Drafts, compiling the team's prospect book and preparing statistical information.

He was elevated to Pacific Rim coordinator in November of 1996, where he acted as a liaison between the A's and Asian baseball teams in addition to his scouting duties in Northern California and Hawaii.

The 38-year old Kubota graduated from Cal in 1986 with a bachelor of arts degree in political science. He resides in Roseville with his wife, Karen. The couple has one child.



KEITH LIEPPMAN

Director of Player Development

Keith Lieppman begins his 12th season as the organization's director of player development, with responsibilities in the assignment, development and evaluation of players throughout the A's farm system, which consistently ranks among the best in the game. He also coordinates field instruction for the entire minor league system.

Lieppman has managed on all levels of the A's minor league system, most recently with the Triple A Tacoma Tigers from 1985-87. He began his baseball career in 1971 as a minor league player for the A's.

Lieppman is a graduate of the University of Kansas with a degree in journalism. He currently resides in Prescott, Ariz. with his wife, Corinne and twins, Burke and Lauren.



TED POLAKOWSKI

Director of Minor League Operations

Ted Polakowski enters his fifth season as director of minor league operations. He oversees all aspects of the club's training facility in Phoenix as well as handling budgeting and purchasing responsibilities for the organization's entire minor league system. He also assists in the management of the A's baseball operation in the Dominican Republic.

Polakowski joined the A's organization in 1984 as an athletic trainer for the Idaho Falls affiliate. He also headed up training staffs in Pocatello (1985), Medford (1986-87) and with the A's team in the Arizona Fall League (1988) before moving into administrative duties on a full time basis in 1989. He was promoted to his current position prior to the 1999 season.

A native of Somerville, N.J., Polakowski graduated from Arizona State in 1984 with a degree in health education and sports medicine. He currently resides in Mesa, Ariz. with his wife, Cheryl and their four children Kimberly, Matthew, Krista and Michael.



CHRIS PITTARO

National Field Coordinator

Chris Pittaro is in his second season as national field coordinator after serving as an area scout and national cross checker with the Athletics since 1991. He oversees the daily duties of the scouting department in addition his player evaluation responsibilities.

Drafted by the Detroit Tigers in the 1982 June First Year Player Draft, Pittaro made his major league debut with the Tigers in 1985, batting .242 in 28 games. He was traded to the Minnesota Twins in 1986 and spent parts of the '86 and '87 seasons on the Twins big league roster. He retired during the 1988 season.

Pittaro attended the University of North Carolina in Chapel Hill from 1980-82 before signing with the Tigers following his junior season. After he retired as a player in 1988, he enrolled in Rider College in New Jersey where he obtained a Bachelor of Science degree in finance in 1991, graduating summa cum laude.

A native of Hamilton, NJ, the 41-year old Pittaro resides in Robbinsville, NJ with his wife Lisa and three children.



BOB JOHNSON

Advance Scout

Bob Johnson begins his seventh season with the Athletics as the club's advance scout. During the season, Johnson travels the country gathering vital information on the A's future opponents, data he shares with Manager Ken Macha and his coaching staff prior to each series.

The 2003 season marks Johnson's 28th year as a professional scout. Prior to joining the A's, he spent 12 years as a scout in the Montreal Expos organization and served in the same capacity with the Pittsburgh Pirates for nine seasons.

A former catcher and first baseman at Muhlenberg College in Allentown, Pa., Johnson resides in University Park, Fla.

Baseball Operations



RANDY JOHNSON

Special Assistant to the General Manager

Randy Johnson begins his first season as a member of Billy Beane's staff. He will be involved in evaluating talent on all levels of the organization with special emphasis on scouting in the Southern California area.

Johnson spent the last eight seasons in the Detroit Tigers organization, where he served as a special assistant to the general manager and coordinator of pro scouting. Prior to joining the Detroit organization, he spent two seasons (1994-95) as a major league scout for the San Diego Padres and also worked as an area scout for the Padres from 1990-92. Johnson worked as a regional cross checker (1993) and area scout (1992) with the Colorado Rockies.

Johnson played 11 seasons of professional baseball, including three seasons in the major leagues with the Atlanta Braves (1982-84) and compiled a .267 career batting average. He also played two seasons in Japan with Hiroshima and another season in the Senior Professional League before officially retiring in 1991.

Johnson, 46, attended Palomar (CA) Junior College before transferring to San Jose State where he earned baseball all-league, all-district and Academic All-America honors in 1978. He was also an all-state junior college placekicker for the Palomar football team in 1975.

Johnson resides in Escondido, Calif.



MATT KEOUGH

Special Assistant to the General Manager

Former A's pitcher Matt Keough begins his second season as a special assistant to the general manager.

Oakland's fourth pick in the 1973 June Free Agent Draft, Keough compiled a 58-84 record with a 4.17 ERA in 215 career games, including 175 starts. His major league career included stops with Oakland (1977-83), New York Yankees (1983), St. Louis (1985), Chicago Cubs (1986) and Houston (1986). Keough's best year came in 1980, when he finished with a 16-13 record to go along with a 2.92 ERA in 34 games, including 20 complete games. For his efforts, The Sporting News named Keough its Comeback Player of the Year. In 1978, he was Oakland's lone representative at the All-Star Game in San Diego. Keough still ranks among Oakland's career pitching leaders in starts (155; 1-9th), complete games (53; 5th), shutouts (7; 1-8th) and innings pitched (10th; 1060.2).

Keough, 47, resides in Coto de Caza, Calif. His father, Marty, played in the majors with Boston, Cleveland, Washington, Cincinnati, Atlanta and the Chicago Cubs, while his uncle, Joe Keough, saw time with Oakland, Kansas City Royals and the Chicago White Sox.



DAVID FORST

Assistant to the General Manager Coordinator of Professional Scouting

David Forst begins his fourth season with the Athletics and his second in his current position of assistant to the general manager and coordinator of professional scouting. His primary duties include assisting both the general manager and assistant general manager in all player personnel moves, contract negotiations and statistical research, providing the major league coaching staff with advance scouting and statistical analysis reports and coordinating professional scouting assignments and

scheduling.

Forst, 26, graduated Cum Laude from Harvard University in 1998 with a bachelor of arts degree in sociology. He played baseball for the Crimson for four seasons and earned third team All-America honors as a senior in 1998.

A native of Encino, Calif., Forst currently resides in Berkeley, Calif.



PAM PITTS

Director of Baseball Administration

One of the longest tenured employees in the A's front office, Pam Pitts enters her 22nd season in the organization and her 11th as director of baseball administration. Her responsibilities include handling all major and minor league staff contract administration, player records and waivers. She started her baseball career with the A's in November of 1981 as the minor league and public relations secretary. Pam resides in San Ramon with her husband, Dan Dunn.



DAVID ALIOTO

Vice President, Sales and Marketing

David Alioto is in his 12th season with the Oakland Athletics and his fourth as vice president, sales and marketing, a position he was promoted to in March of 2000.

In his present position, Alioto oversees all areas of the A's marketing efforts, including advertising, ticket sales, corporate advertising, promotions, luxury suites, customer service, spring training operations and sales. He has played an instrumental role in developing the team's nationally-acclaimed advertising campaigns the last four seasons. The A's website - OaklandAthletics.com - was relaunched prior to the 2000 season and is now a major part of the team's marketing efforts.

In addition, the A's have seen an attendance increase each of the last five seasons, culminating in last year's home total of 2,169,811, which marked the sixth largest attendance total in franchise history and the second straight season the A's topped the two million mark. The A's ranked eighth in the American League in total attendance and enjoyed an increase of 36,534 from the previous season, marking the fourth largest increase in attendance among American League teams and eighth largest in the majors. The A's had nine sellouts last season and had six crowds over 50,000, including 55,528 against Kansas City on September 4, which was the largest regular season crowd in Coliseum history.

Alioto has been instrumental in bringing companies such as Network Associates, The Pepsi Bottling Company, Ultimate TV, Albertson's, AT&T Wireless, to name a few, to the A's corporate sponsorship team.

Alioto joined the A's organization in March of 1992 after serving as the general manager and limited partner of Sports Stuff, Inc. in Pleasanton, Calif. He played a major role in growing the company to a nine-store operation over during a three-year span. He began his baseball career in 1981, when he joined the San Francisco Giant organization as a general manager of the Giant Dugout stores, a position he held until 1988.

Alioto has served on Major League Baseball's marketing and advertising committees. In the community, he is a member of the Oakland Chamber of Commerce and is a coach in the Walnut Creek Youth Soccer League.

A native of Salinas, the 44-year old Alioto is a 1979 graduate of the University of San Francisco, where he earned a bachelor of arts degree. He resides in Walnut Creek with his two sons, Justin and Conner.



KEN PRIES

Vice President, Broadcasting and Communications

Entering his 13th season with the Athletics organization, Ken Pries was promoted to his current position of vice president, broadcasting communication in March of 2000 after serving as the team's senior director for broadcasting and communications for the previous three years.

In his current position, Pries oversees all of the A's television and radio matters, in addition to the club's community relations, public relations and Diamond Vision departments.

Pries is responsible for negotiating all of the teams broadcast agreements which include the A's flagship radio station KFRC 610 AM, cable partner Fox Sport Net Bay Area, and over the air rights-

holder KICU Action 36 Cable 6. The 2002 season television rating average on Fox Sport Net were the highest cable ratings in franchise history.

Last season, the A's Community Fund distributed over \$500,000 for the third consecutive year to various projects and made donations to over 1,000 various charities throughout Northern California. The Annual 2002 A's Community Fund Golf Tournament held at the Chardonnay Golf Club in Napa raised over \$126,000 and the Fourth Annual Breast Cancer Awareness Day raised \$108,000 for the American Cancer Society.

Prior to joining the A's organization in 1991, Pries worked seven years with KSFO radio, where he was an executive producer for A's broadcasts, as well as Stanford football and men's basketball broadcasts. Before enjoying a seven-year stint at KSFO, Pries worked as a sports coordinator at KNBR radio from 1979-84, where he worked on the station's broadcasts of San Francisco Giants baseball games, along with University of San Francisco and Golden State Warrior basketball games.

A native of Alameda, Pries attended San Francisco State University, where he majored in broadcast communication arts. He resides in San Ramon with his wife Karen and their two children.



DAVID RINETTI

Vice President, Stadium Operations

David Rinetti enters his 23rd season with the A's organization and his fourth as vice president, stadium operations.

In his current position, Rinetti coordinates event management, oversees all game day employees, including ushers, security officers, ticket takers, parking attendants, grounds crew, etc. and also assists in all construction-related issues at the Network Associates Coliseum. He is also the team's liaison with local law enforcement agencies and Major League Baseball's Security Department.

The 38-year old Rinetti began his career with the A's in 1981, serving as stadium operations assistant, where he organized in-stadium promotions and giveaways. From 1987-93, he managed game day operations and maintenance of the A's luxury suites. In 1994, he was promoted to director of stadium operations and was elevated to vice president in March of 2000.

Rinetti also worked with Major League Baseball's Security Department at the 1995 and 1998 World Series in addition to the 2002 All-Star Game.

A 1986 graduate of California State University-Hayward with a degree in business administration, Rinetti currently resides in Pleasanton.

Administration



PAUL WONG

Vice President, Finance

Paul Wong enters his eighth season with the Athletics organization and his third as vice president, finance. He is responsible for all of the club's financial technology and telecommunications affairs, including overseeing the accounting and computer information systems departments, management of the company's annual budget and cash flow, the preparation of financial forecasts, reports and tax returns for the company and Major League Baseball, as well as analyzing and implementing the company's technology and telecommunication requirements.

Wong came to the Athletics in January of 1996 as a controller after serving four years with KPMG Peat Marwick in Oakland as a supervising tax specialist and senior auditor and two years as an accounting analyst for Pacific Gas and Electric Company in San Francisco.

A native of the Bay Area, Wong earned his Bachelor of Science degree in business administration from California State University, Hayward in 1990. He currently resides in San Lorenzo with his wife, Trisha.

Training Staff



LARRY DAVIS

Head Trainer

Larry Davis enters his sixth season as the Athletics head trainer after serving as an assistant from 1984-1997. The 2003 season marks Davis' 30th year with the A's organization, the first 11 which were spent in the organization's farm system. A native of Tucson, Ariz., Davis attended the University of Arizona where he majored in physical education. He began his baseball career in 1973 as the head trainer, traveling secretary and equipment manager of the Tucson Toros, then Oakland's Triple-A affiliate. He remained in that capacity for 11 seasons as the affiliate moved to San Jose, Vancouver, Ogden and Tacoma. Davis makes his off-season home in Mesa, Ariz. with his wife Suzi.



STEVE SAYLES

Assistant Trainer

Steve Sayles begins his 21st season in professional baseball and his sixth as the A's assistant trainer. Prior to joining the Oakland staff in 1998, he spent 15 years as a trainer in the San Diego Padre organization, including a five-year (1993-97) stint as the head trainer of the Padres Triple-A affiliate in Las Vegas. A native of San Diego, Sayles graduated from San Diego State in 1983 with a Bachelor of Arts degree in athletic training. He lettered in baseball at San Diego State where he was a college teammate of Tony Gwynn and MLB umpire Kerwin Danley and later played professionally in the San Diego Padres minor league system. Sayles and his wife, Jessica, make their off-season home in Las Vegas, Nev.



CLARENCE COCKRELL

Strength and Conditioning Coach

Clarence Cockrell enters his second season as the A's strength and conditioning coach after serving the previous two seasons as the minor league strength and conditioning coordinator for the Detroit Tigers. He is responsible for all aspects of the players year-round conditioning program, fitness testing, pre-game preparation and nutrition. Prior to joining the Tigers organization, Cockrell spent two seasons in the Arizona Diamondbacks organization, where he served as the strength and conditioning coordinator at Double A-El Paso (1999) and Single A-South Bend (1998). A 1991 graduate of Youngstown

State with a degree in sports psychology, Cockrell was a member of the Penguins track team from 1987-91 and served as a team captain his final two seasons. He also was a member of the football team in 1987. The 35-year old Cockrell makes his off-season home in Lakeland, Fla. with his wife Laneah and their son, Casey.

Medical Consultants



ALLAN PONT, M.D.

Team Physician

The 2003 season marks Dr. Allan Pont's 19th year with the Athletics organization as the club's team physician. In addition to his duties with the A's, Pont has a private practice in internal medicine and serves as co-chairman of the Department of Medicine at California Pacific Medical Center in San Francisco. A native of Montreal, Canada, Pont received his B.S. and M.D. degrees from McGill University in Montreal. After serving his internship and residency at McGill, Pont completed his subspecialty work in endocrinology at Harvard University. Dr. Pont resides in Mill Valley with his wife

Joan and their son, Sean.



JERRALD R. GOLDMAN, M.D.

Team Orthopedist

Jerrald Goldman enters his 24th season as an orthopaedic consultant and arthroscopic surgeon for the Oakland A's. He also serves in the same capacity for the Golden State Warriors. In addition to his staff positions at San Ramon Regional Medical Center and teaching at Highland Hospital's Orthopedic Clinic, Dr. Goldman is an associate clinical professor in the Department of Orthopaedic Surgery at UCSF. A native of San Francisco, Goldman received his undergraduate degree from Stanford University and received his medical degree from the University of Cincinnati/College of Medicine. He performed his internship at UCLA and upon completion of his residency, Dr. Goldman served as a major in the U.S. Air Force Medical Corps at Westover Air Force Base. He began his practice in 1972.



ELLIOTT SCHWARTZ, M.D.

Internal Medicine Consultant

Elliott N. Schwartz moves into his 13th season as internal medicine consultant for the Oakland A's. He also serves in the same capacity with the Golden State Warriors and the Oakland Raiders. In addition to his duties with the A's, Schwartz currently serves as the co-medical director of the Foundation for Osteoporosis Research and Education in Oakland. Certified in both central and peripheral densitometry by the International Society of Clinical Densitometry, Dr. Schwartz also maintains a private practice in metabolic bone disease in Oakland. He is one of only eight physicians worldwide who is certified in both central and peripheral densitometry. Dr. Schwartz has held positions as chief of nephrology services at Providence Hospital in Oakland, and as co-director of the Acute Dialysis Unit at Samuel Merritt Hospital, the Merritt-Peralta Medical Center and as co-medical director of the Walnut Creek Dialysis Center. He has held teaching positions at the Stanford Medical Center, Fort Miley V.A. Hospital and at Highland-Alameda County Hospital. A graduate of Johns Hopkins University in Baltimore, Md. and State University of New York Downstate Medical Center, Dr. Schwartz trained in internal medicine at Long Island Jewish Medical Center in New Hyde Park, NY. He completed his residency in Pathology and Fellowships in Surgical Pathology and Nephrology at the Stanford University Medical Center. Dr. Schwartz resides in Oakland.

Clubhouse and Staff



MICKEY MORABITO

Director of Team Travel

Mickey Morabito enters his 24th season as the Athletics director of team travel. He is responsible for arranging the transportation and accommodations of the team during spring training and the regular season with additional responsibilities in spring training scheduling, payroll and ticketing. He has the sixth longest tenure among all major league traveling secretaries and ranks fourth in service among his American League colleagues. Morabito's career in professional baseball spans four decades, dating back to 1970 when he served as a batboy for the New York Yankees. He worked in the Yankees public relations department for seven seasons, working as an assistant from 1974-76 before taking over the director's duties in 1977. While with the Yankees, he managed the club's media relations efforts during the club's back-to-back World Championship seasons of 1977 and '78. Morabito joined the Athletics organization in the spring of 1980, handling dual roles as the club's director of public relations and traveling secretary. During his long career, he has been a part of six World Series teams, three with the A's and three with the Yankees. A native of Brooklyn, NY, Morabito attended Lafayette High School in Brooklyn and later earned his Bachelor of Arts degree in physical education from Hunter College in New York City. A fan of Frank Sinatra, fine dining and hockey, he makes his home in Alameda.

Clubhouse and Staff



STEVE VUCINICH
Equipment Manager

A fixture of the A's organization ever since the club moved to Oakland in 1968, Steve Vucinich enters his 10th season as the club's equipment manager after serving as the visiting clubhouse manager from 1974-93. An Oakland native, Vucinich joined the A's organization as a ball boy in 1968 when the franchise relocated from Kansas City. From 1969-73, he served as an assistant in the home clubhouse before being named visiting clubhouse manager in 1974. Vucinich is a past president of Major League Baseball's Equipment Managers' Association and also serves on the advisory committee for Major League Baseball Properties. Vucinich graduated from St. Joseph's High School in Alameda and Chabot College in Hayward. An avid golfer, he makes his off-season home in Scottsdale with his wife Valerie and daughter, Kayla.



MIKE THALBLUM
Visiting Clubhouse Manager

The 2003 season marks Mike Thalblum's 23rd season with the A's organization and his 10th as the visiting clubhouse manager. He began his baseball career when he was 13 years old, serving as a clubhouse assistant in the team's spring training clubhouse in Phoenix. In 1985, Thalblum relocated to Oakland to work in the visiting clubhouse with Steve Vucinich and then in 1992, moved across the hall to the home side where he worked with the late Frank Ciensczyk for two seasons. In 1994, he assumed his current position as the visiting clubhouse manager. A native of Scottsdale, Ariz., Thalblum and his wife, Janine, make their home in Dublin. The couple has one son, Stewart Robert, named after former A's pitchers Dave Stewart and Bob Welch.



CLAY WOOD
Head Groundskeeper

The 2003 season marks Clay Wood's ninth season as head groundskeeper of the Network Associates Coliseum and his 14th year with the Athletics organization. Under his direction, the Coliseum's playing surface is considered by players to be among the best in the major leagues. In addition to his responsibilities in Oakland, Wood also oversees the field maintenance of the Papago Park Baseball Complex, the A's minor league facility in Phoenix, as well as Phoenix Municipal Stadium. Clay joined the A's organization in May of 1989 as part of the club's spring training field maintenance team. A native of Fort Worth, Tex., Wood earned his Bachelor of Science degree in marketing from Arizona State University. Clay and his wife Lisa make their home in Walnut Creek.



Brian Davis
Asst. Equipment
Manager



Brandon Buckley
Bullpen Catcher



Dan Feinstein
Video Coordinator



William Angel
Clubhouse Assistant




Mike "Cliffy" Claven
Clubhouse Assistant



Adam Rhoden
Umpire's Room Attendant



Kurt Johnson
Batboy



Jermaine Dye has
hit 20 or more home
runs in each of the
last four seasons.

2003 ATHLETICS



Ken Macha

39

Manager

Kenneth Edward Macha

Named as A's bench coach, October 30, 1998.

Named as A's manager, October 29, 2002.

Ht/Wt: 6-2 / 220

Birthdate: September 29, 1950 Opening Day Age: 52

Birthplace/Resides: Wilksburg, Pennsylvania / Export, Pennsylvania

Contract Status: First year of a three-year contract through 2005

Ken Macha begins his first season as a major league manager after being named as the 16th manager in Oakland history and the 27th manager in franchise history on October 29, 2002. He spent the last four seasons with the A's as the bench coach for the man he succeeded, Art Howe. Macha has 13 years of experience on a major league coaching staff and has also managed for four seasons in the minor leagues.

Macha came to the A's in 1999 from the Boston organization where he spent four seasons as a manager in the Red Sox farm system. In his first season in 1995, he guided Double-A Trenton to a 73-69 record and a tie for first place in the Southern Division of the Eastern League before losing to Reading in the playoffs. In 1996, he managed the American League affiliates in the Double-A All-Star game in July and the Thunder finished the year 86-56, winning their division for the second consecutive season before losing to Harrisburg in the playoffs. Macha was promoted to Triple-A Pawtucket in 1997 and guided his team to a third straight post-season appearance before losing to Rochester in the first round of the playoffs after an 81-60 record during the regular season. He was named International League Manager of the Year in 1998 after his club went 77-64 and combined for a 317-249 record in his four seasons as manager.

ATHLETICS MANAGERS

Manager	Years	W	L	Pct.	Notes
Connie Mack	1901-50	3627	3891	.482	9 A.L. Pennants, 5 World Championships
Jimmie Dykes	1951-53	208	254	.450	
Eddie Joost	1954	51	103	.331	
Lou Boudreau	1955-57	151	260	.367	
Harry Craft	1957-59	162	196	.453	
Bob Elliot	1960	58	96	.377	
Joe Gordon	1961	26	33	.441	
Hank Bauer	1961-62, 69	187	226	.453	
Ed Lopat	1963-64	90	124	.421	
Mel McGaha	1964-65	45	91	.331	
Haywood Sullivan	1965	54	82	.397	
Alvin Dark	1966-67, 74-75	314	291	.519	2 A.L. West Titles, 1 A.L. Pennant, 1 World Championship
Luke Appling	1967	10	30	.250	
Bob Kennedy	1968	82	80	.506	
John McNamara	1969-70	97	78	.554	
Dick Williams	1971-73	288	190	.603	3 A.L. West Titles, 2 A.L. Pennants, 2 World Championships
Chuck Tanner	1976	87	74	.540	
Jack McKeon	1977-78	71	105	.403	Started 1977 season, finished 1978
Bobby Winkles	1977-78	61	86	.415	Finished 1977 season, started 1978
Jim Marshall	1979	54	108	.333	
Billy Martin	1980-82	215	218	.497	1 A.L. West Title
Steve Boros	1983-84	94	112	.456	
Jackie Moore	1984-86	163	190	.462	
Jeff Newman	1986	2	8	.200	Interim Manager
Tony La Russa	1986-1995	798	673	.542	4 A.L. West Titles, 3 A.L. Pennants, 1 World Championship
Art Howe	1996-2002	600	533	.530	2 A.L. West Titles, 1 A.L. Wild Card

Macha's coaching career began in the major leagues with Montreal in 1986 when he was named to Buck Rodgers coaching staff. His responsibilities included pre-game workouts, defensive positioning and charting pitches. He was named third base coach in 1987 and remained in that role until taking a job as bullpen coach for the California Angels in 1992. He was moved to third base following the May 21 team bus crash and remained with the Angels through 1994.

Macha played professionally for 14 seasons in the Pittsburgh, Montreal and Toronto organizations. He was originally drafted by the Pirates in the sixth round of the 1972 June draft and played portions of the 1974, 77 and 78 seasons with Pittsburgh. The former infielder also played for both Canadian teams, spending two seasons with Montreal (1979-80) and one with Toronto (1981). He saw his most significant playing time with the Expos in 1980, batting a career high .290 in 49 games with his only major league home run. Macha concluded his playing career in Japan, slugging 82 home runs with the Chunichi Dragons from 1982-85. In six seasons in the majors, Macha hit .258 with one home run and 35 RBI in 180 games as a catcher, first baseman, third baseman and outfielder.


Ken graduated from Gateway High School in Pittsburgh and then earned a degree in civil engineering from the University of Pittsburgh. He and his wife, Carolyn Virginia, have two children, Eric and Kristin.

MAJOR LEAGUE RECORD

	AVG.	G	AB	R	H	2B	3B	HR	RBI
M.L. TOTALS	.258	180	380	30	98	16	3	1	35

MANAGERIAL RECORD

YEAR	CLUB	LEAGUE	CLASS	W-L	POS
1995	Trenton	Eastern	Double-A	73-69	1/South
1996	Trenton	Eastern	Double-A	86-56	1/South
1997	Pawtucket	International	Triple-A	81-60	2/East
1998	Pawtucket	International	Triple-A	77-64	3/East
Minor League Totals				317-249	





Thad Bosley

41

Hitting Coach

Thaddis Bosley, Jr.
Named as A's first base coach, November 16, 1998; named as A's hitting coach, October 19, 1999.

Ht/Wt: 6-3 / 215

Birthdate: September 17, 1956 Opening Day Age: 46
Birthplace/Resides: Oceanside, California / Cerritos, California

Thad Bosley is in his fifth season on a major league coaching staff, his fourth as the A's hitting coach. Bosley joined the A's in 1999 as first base, outfield and base running coach and in his first year as hitting coach in 2000, the A's set a franchise record with a .458 slugging percentage and set Oakland records with a .270 batting average, .360 on-base percentage and 947 runs scored.

Bosley's playing career spanned 14 seasons with seven different teams including California, both Chicago teams, Milwaukee, Seattle, Kansas City and Texas. He was a career .272 hitter in 784 major league games and also excelled as a pinch hitter. Bosley finished his career with 82 pinch hits, ranking him among baseball's all-time top 30.

An outfielder in his playing days, Bosley was originally drafted by the Angels in the fourth round of the 1974 draft and made his major league debut with California in 1977. He batted .297 in 58 games in his first big league season but was dealt to the White Sox with Bobby Bonds and Rich Dotson for Chris Knapp, Dave Frost and Brian Downing during the off-season. Bosley played for Chicago from 1978-80, Milwaukee in 1981 and Seattle in 1982.

Bosley's career featured a brief stop in the Oakland organization during the spring of 1983, but he was acquired by the Chicago Cubs at the end of spring training and spent the next four years with the Cubs. He had his finest season as a major leaguer in 1985 when he hit a career high .328 in 108 games and also had career highs in home runs (7) and RBI (27). Bosley played for Kansas City in 1987 and part of 1988 before he was released. He finished the 1988 season with California and concluded his playing career with two seasons with Texas in 1989 and 1990.

Thad graduated from Oceanside High School where he was a high school All-American in basketball and baseball. He graduated from the Jamie Faunt Creative School of Music in 1981. Bosley has two children, Thaddis (21) and Elishawn (20).

MAJOR LEAGUE RECORD

	AVG.	G	AB	R	H	2B	3B	HR	RBI
TOTALS	.272	784	1581	183	430	50	12	20	158



Eric Chavez



Brad Fischer

35

First Base Coach

Bradley James Fischer

Named as A's bullpen coach, December 6, 1995.

Ht/Wt: 6-3 / 198

Birthdate: June 28, 1956

Opening Day Age: 46

Birthplace/Resides: Blissfield, Michigan / McFarland, Wisconsin

Brad Fischer is entering his 25th season in the A's organization, his eighth at the major league level. He had been a minor league player, minor league manager, minor league instructor and assistant director of player development before being named him as his bullpen coach in 1996. Brad was the A's first base coach in 1997 before moving back to the bullpen for the 1998 season. He returns to the first base coaching box in 2003 and will also serve as the A's spring training coordinator.

Fischer's playing career lasted just one season (1978) at Bend, the A's rookie league club, although he did appear in emergency situations at Madison in 1983 and '84. He was out of baseball in 1979 but returned to the Oakland organization in 1980 as manager of Single-A Medford.

In his second season as manager, the A's won the Northwest League championship with a 42-28 record as Fischer earned Manager of the Year honors. After a promotion to Madison he guided the Muskies to a league championship in 1982 and a playoff appearance in 1984. Fischer managed at Huntsville from 1985-87 and reached the playoff all three years, including his second league championship in 1985. The former catcher took over the helm of the A's Triple-A affiliate at Tacoma from 1988-90 and in his final season with the Tigers he reached the post season for the seventh time. Fischer finished his 11-year minor league managerial career with a 743-670 record.

Following his stint as a manager, Fischer was a minor league instructor for the A's from 1991-93. He then spent two seasons working with Keith Lieppman as the assistant director of player development.

Fischer attended Western Michigan University in Kalamazoo and earned a B.S. degree in Industrial Education. He hit .352 with 34 RBI in 40 games as a senior and signed with the A's as a non-drafted free agent. He and his wife, Mary, have four children, Dan (21), Kelly (18), Kaitlyn (13) and Ryan (9).

MINOR LEAGUE RECORD

	AVG.	G	AB	R	H	2B	3B	HR	RBI
TOTALS	.267	58	180	26	48	8	2	3	27



Mark Ellis



Terry Francona 47

Bench Coach

Terry Jon Francona

Named as A's bench coach, November 6, 2002.

Ht/Wt: 6-1 / 185

Birthdate: April 22, 1959

Opening Day Age: 43

Birthplace/Resides: Aberdeen, South Dakota / Yardley, Pennsylvania

Terry Francona joins the A's coaching staff in 2003 as bench coach after serving in the same capacity for the Texas Rangers in 2002. This will be Francona's seventh season on a major league coaching staff which includes one season as Detroit's third base coach in 1996 and four seasons as manager of Philadelphia from 1997 to 2000.

Francona guided the Phillies to a 285-363 record in his four seasons as manager. The Phillies improved their record in each of his first three years at the helm with a 68-94 mark in 1997, 75-87 in 1998 and 77-85 in 1999. He guided the club to third place finishes in 1998 and 1999 as the Phillies were in the wild card race until mid-August in 1998 and started the 1999 season 61-48. Francona's club then went 65-97 in his final season, 2000.

Following his stint as the Phillies manager, Francona joined the Cleveland Indians organization as a Special Assistant to Baseball Operations for the 2001 season. He also managed Team USA to a Silver Medal in the 2001 XXXIV Baseball World Cup in Taipei, Taiwan in November. Team USA finished 7-3 in the tournament, losing to Cuba in the championship game.

Francona's coaching career began in the Chicago White Sox organization where he started as a hitting instructor for the White Sox affiliate in the Gulf Coast League in 1991. He was named manager of South Bend in the Midwest League in 1992, compiling a 73-64 record. Francona spent the next three seasons managing Double-A Birmingham and guided the Barons to the Southern League title in 1993. He was named Southern League Manager of the Year and Baseball America Minor League Manager of the Year that year with a 78-64 record. He was voted the minor league's top managerial prospect by Baseball America in 1994 but the Barons club, which included basketball great Michael Jordan, finished 65-74. Birmingham finished 80-64 in 1995 and he posted a 296-266 record in four seasons as a minor league manager. Francona also managed Grand Canyon (1992) and Scottsdale (1994) in the Arizona Fall League and guided Aguila's to the Dominican Winter League Championship in 1995-96.

Francona's playing career spanned 11 seasons from 1980 to 1990, including 10 seasons in the majors with Montreal (1981-85), the Chicago Cubs (1986), Cincinnati (1987), Cleveland (1988) and Milwaukee (1989-90). He compiled a .274 career batting average with 16 home runs and 143 RBI in 708 career games as a first baseman and outfielder. Francona made his major league debut with Montreal in 1981 in his second professional season and hit .333 (4 for 12) in the Division Series that year against Philadelphia. He had two of his best seasons interrupted by knee injuries as he hit .321 in 46 games in 1982 while spending time on the disabled list from June 17 to September 27 because of right knee surgery, and .346 in 58 games in 1984 despite being on the disabled list from June 15 to September 5 after left knee surgery.

Francona graduated from New Brighton (PA) High School in 1977, hitting .769 in 1976. He played for three seasons at the University of Arizona in Tucson, winning the Golden Spikes Award as the top amateur player in 1980. Francona was also selected College Player of the Year by The Sporting News that year after hitting .401 before he was the Expos first round pick (22nd selection overall) in the June, 1980 draft.

Francona is the son of Tito Francona, an outfielder and first baseman with nine major league teams from 1956 to 1970. He and his wife, the former Jacque Lang, were married on January 9, 1982 and have four children: Nicholas (7/11/85), Alyssa (4/7/87), Leah (1/27/90) and Jamie (11/24/93).

MAJOR LEAGUE RECORD

	AVG.	G	AB	R	H	2B	3B	HR	RBI
TOTALS	.274	708	1731	163	474	74	6	16	143



Bob Geren

52

Bullpen Coach

Robert Peter Geren

Named as A's bullpen coach, November 13, 2002

Ht/Wt: 6-3 / 228

Birthdate: September 22, 1961 **Opening Day Age:** 41

Birthplace/Resides: San Diego, California / Phoenix, Arizona

Former major league catcher Bob Geren joins the A's coaching staff in 2003 as the bullpen coach. It is his first assignment at the major league level.

Geren joined the A's organization in 1999 as a manager at Single-A Modesto and he has spent the last three seasons at the helm of Triple-A Sacramento. In his first season, the Modesto club finished 88-52 and won both halves in the Northern Division of the California League before losing to San Jose in the Cal League semi-finals. For his efforts, Geren was named California League Manager of the Year. He then led Sacramento to consecutive first place finishes in the Southern Division of the Pacific Coast League, finishing 90-54 in 2000 and 75-69 in 2001, before losing in the first round of the playoffs both times. Sacramento went 66-78 in 2002, giving Geren a 319-253 record in four seasons as a manager in the A's farm system.

Geren has a 452-390 record in seven seasons as a minor league manager as he also managed in three of his five seasons in the Boston Red Sox organization from 1994-98. He joined the Red Sox as the minor league roving catching instructor in 1994 and made his managerial debut at Utica of the New York-Penn League in 1995. The Blue Sox went 33-40 that year and Geren moved on to the Red Sox Gulf Coast League team in 1996 where his club went 24-36. He returned to his duties as minor league catching instructor in 1997 before managing Sarasota of the Florida State league to a 76-61 record in 1998.

Geren's professional playing career spanned 15 seasons, including five years in the majors with the New York Yankees and the San Diego Padres. Originally a first round pick of the San Diego organization in 1979, he was traded to the St. Louis organization prior to making his major league debut with the Yankees in 1988. He played four seasons with New York from 1988-91 and enjoyed his best season in 1989 when he batted .288 and hit a career best nine home runs. After spending the 1992 season in Boston's minor league system, Geren finished his playing career with San Diego in 1993. He owns a .233 career batting average in 307 major league games.

Geren graduated from Clairemont High School in San Diego in 1979 and he was the San Diego High School Baseball Player of the Year as a senior.

MAJOR LEAGUE RECORD

	AVG.	G	AB	R	H	2B	3B	HR	RBI
TOTALS	.233	307	765	62	178	21	1	22	76



Rick Peterson

46

Pitching Coach

Eric H. Peterson

Named as A's pitching coach, March 26, 1998

Ht/Wt: 6-0 / 175

Birthdate: October 30, 1954

Opening Day Age: 48

Birthplace/Resides: New Brunswick, New Jersey / Wall, New Jersey

Rick Peterson begins his sixth season as the A's pitching coach. He joined the A's organization as the minor league roving pitching instructor for the 1998 season and was named major league pitching coach on March 26, 1998.

Under Peterson's guidance, the A's have finished in the top three in the American League in ERA in each of the last four seasons. The A's finished third in 1999 (4.69) and 2000 (4.58) and second in 2001 (3.59) before leading the league in ERA with a mark of 3.68 last year. It marked the first time the A's had led the league in ERA since 1990. Peterson inherited a staff that had a 5.48 ERA in 1997 and under his guidance that mark had improved each year prior to last year's 3.68.

This will be Peterson's 10th season as a major league coach as he was also a bullpen coach with Pittsburgh from 1984-85 and the Chicago White Sox from 1994-95.

Peterson's coaching career began as his playing career was coming to an end. He coached at Salem (1979-80), Bradenton (1980), Buffalo (1981-82) and Lynn (1983) in the Pittsburgh farm system before taking over as the Pirates bullpen coach in 1984. After two seasons with Pittsburgh, he joined the Cleveland Indians organization and had coaching stints at Waterbury (1986), Buffalo (1987) and Colorado Springs (1988).

Following his three years in the Cleveland organization, Peterson was hired by the Chicago White Sox and spent six years as a pitching coach in the White Sox farm system: three years at Birmingham (1989-91), a year at Vancouver (1992) and a season and a half at Nashville (1993-94). He was honored with the Charles W. Lubin Award by the White Sox organization in 1989 and his 1993 Nashville Sounds pitching staff led the American Association with a 3.88 ERA. Peterson was promoted to bullpen coach with the White Sox major league team on June 21, 1994 and remained there until June 2 of next season when Terry Bevington replaced manager Gene Lamont. Prior to joining the A's organization, Peterson was the minor league pitching coordinator for the Toronto Blue Jays from 1996-97.

Peterson's playing career spanned four seasons in the Pirates organization from 1976-79 although he did make several appearances as a player-coach in 1980, 82, 83 and 88. He compiled a lifetime mark of 6-11 with a 5.67 ERA in 67 career appearances, 18 starts. Peterson was originally drafted in the 21st round of the June, 1976 free agent draft but never pitched above the Single-A level during his playing days.

Rick graduated from Mt. Lebanon (PA) High School and attended Gulf Coast Junior College in Panama City, Florida before graduating from Jacksonville University with a degree in psychology. He and his wife, Betsy, reside in Wall, New Jersey. Rick has three children, Sean (10/25/87), Derek (3/6/91) and Dylan (11/18/92).

MINOR LEAGUE RECORD

	W	L	ERA	G	IP	H	R	ER	BB	SO
TOTALS	6	11	5.67	67	188.2	240	152	119	78	100



Ron Washington 38

Third Base Coach

Ronald Washington

Named as A's first base coach, December 6, 1995; named third base coach, September 30, 1996.

Ht/Wt: 5-11 / 170

Birthdate: April 29, 1952

Opening Day Age: 50

Birthplace/Resides: New Orleans, Louisiana / New Orleans, Louisiana

Ron Washington is in his eighth season as A's coach. After serving as the A's first base coach in 1996, Ron moved across the diamond to third base in 1997 and has remained there ever since. He came to the A's after five years in the New York Mets organization.

Washington's coaching career began in 1991 at Tidewater, the Mets Triple-A affiliate in the International League. He spent two seasons there before taking over as manager of New York's Single-A Columbia Bombers of the South Atlantic League. In 1993 he guided the Bombers to a 64-77 record and Columbia finished 59-76 in 1994. In 1995, he returned as a coach for the Mets Triple-A affiliate, now at Norfolk.

The former infielder spent all or parts of 10 seasons in the major leagues with Los Angeles, Minnesota, Baltimore, Cleveland and Houston. He made his debut with the Dodgers in 1977 and, despite hitting .368 in 10 games, did not return to the majors until 1981 with Minnesota. The New Orleans native hit .271 with a career high 5 HR and 39 RBI in his first full season in the majors in 1982 and he batted a career high .294 for the Twins in 1984. Washington was released by the Twins prior to the 1987 season and played 26 games for Baltimore that year. He played 69 games with Cleveland in 1988 and seven games for the Astros in 1989. Washington finished his professional playing career with the Texas Rangers Triple-A Oklahoma City farm team in 1990.

He graduated from John McDonogh High School in 1970 and attended Manatee Junior College. He was signed as a free agent by Kansas City out of the Royals Baseball Academy. Ron and his wife, Geraldine, live in New Orleans, Louisiana.

MAJOR LEAGUE RECORD

	AVG.	G	AB	R	H	2B	3B	HR	RBI
TOTALS	.261	564	1586	190	414	65	22	20	146



Jermaine Dye



Shane Bazzell 60

Right Handed Pitcher

Ht/Wt: 6-2 / 180

Bats/Throws: Left / Right

Birthdate: March 2, 1979

Opening Day Age: 24

Birthplace/Resides: Amory, Mississippi / Columbus, Mississippi

Major League Service: None

Obtained: Selected in the 16th round of the June, 1998 draft

Contract Status: First year of a one-year contract through 2003.

2002 Highlights

Spent his first full season at the Double-A level as he was 5-7 with three saves and a 4.61 ERA in 39 games, 12 starts with Midland of the Texas League...the seven losses were a career high as were his 47 walks...tied for second on the Rockhounds in losses...allowed a .269 opponents batting average which broke down to .313 (42 for 134) against left handers and .245 (59 for 241) against right handers...average increased to .327 (36 for 110) with runners in scoring position...allowed just three home runs in 97.2 innings or 1 per 32.6 innings...opened the season in the Rockhounds starting rotation as he began the season with 12 consecutive starts...moved to the bullpen on June 11 and finished the season with 27 relief appearances...was 3-4 with a 6.02 ERA and .298 opponents batting average in his starting assignments and 2-3 with a 2.76 ERA and .227 opponents batting average in relief...tossed five or more innings in just six of his 12 starts...tossed two or more innings in 12 of his 27 relief appearances...was 0-3 with a 10.89 ERA and .398 opponents batting average in five April starts and allowed two of his three home runs...allowed nine runs in 3.0 innings in his first start on April 8 against San Antonio and eight runs in 2.1 innings in his second start on April 13 against Round Rock, both losses...struck out a season high seven in 4.1 innings on April 24 against Arkansas...did not allow an earned run over a three start stretch from May 11 to 21 (18.2 ip, 10 h, 1 r, 5 bb, 13 so)...won two of those starts...including a season high seven scoreless innings on May 11 against Round Rock when he combined on a two-hit shutout for his first win of the season...went 2-0 with a 2.00 ERA and .198 opponents batting average in five May starts...first relief outing came on June 11 at Wichita and although he allowed a run in 3.1 innings, he picked up his first of three saves...did not allow a run in 11 of his last 12 outings, posting a 1.29 ERA (3 er in 21.0 ip) from July 25 until the end of the season...began that stretch by striking out six in 3.1 scoreless, hitless innings on July 25 against El Paso...was 0-1 with two saves a 6.00 ERA (12 er in 18.0 ip) in 16 relief appearances for Phoenix in the Arizona Fall League...however, held the opposition to a .185 batting average (12 for 65).

Career

1998—began his professional career with the A's affiliate in the Arizona Rookie League and tied for the team lead in wins (4) while ranking second in strikeouts (51)...held the opposition to a .197 batting average and allowed just one home run in 41.1 innings...combined with teammates Jose Negrón and Tyler Yates to no-hit the Mariners on July 25...tossed 5.0 innings and struck out eight while allowing just one baserunner, a hit batter with two outs in the third...was named Arizona League Pitcher of the Week for the week of July 20-26. **1999**—began the year at Southern Oregon of the Northwest League and was 3-1 with a 1.86 ERA in five starts before he was promoted to Visalia of the California League...was 2-4 with a 5.13 ERA in eight starts with the Oaks for a combined mark of 5-5 with a 3.76 ERA in 13 games, all starts...tossed 8.0 shutout innings (4 h, 1 bb, 6 so) in a win over Eugene on July 1 and was named NL Pitcher of the Week for the week of June 28 to July 4...held opponents to a .239 (27 for 113) average with Southern Oregon...was promoted to Visalia on July 18 and went 2-0 with a 2.28 ERA over his first four starts before going 0-4 with a 9.18 ERA over his final four starts...allowed a .311 (50 for 161) opponents average with Visalia, but that marked dropped to .245 (12 for 49) with runners in scoring position, including .211 (4 for 19) with RISP and two outs...was on the disabled list from September 6 to 17 with right elbow ulnar neuritis. **2000**—spent the entire season at Single-A Modesto in the California League...worked primarily in relief for the first time in his career as he made just five starts among his 32 appearances...was 3-4 with a 5.75 ERA and his first professional save...was 1-2

with a 5.71 ERA in his five starts and 2-2 with a 5.76 ERA in 27 relief appearances...allowed a .310 (91 for 294) opponents batting average, including .347 (33 for 95) by left handers...was on the disabled list from April 21 to May 14 with an ulnar nerve strain in his right elbow...made one playoff appearance for the A's (1.0 ip). **2001**—spent most of the season at Modesto before a late season promotion to Double-A Midland on August 26...was 10-4 with a 2.73 ERA in 28 games, 20 starts at Modesto...led the team in wins and strikeouts (129)...ranked fourth in the Cal League in ERA and baserunners per nine innings, starter (10.54)...then went 0-2 with a 19.64 ERA in two starts at Midland...combined at both stops to go 10-6 with a 3.60 ERA...had career highs in wins, starts (22), innings (142.1) and strikeouts (133)...ranked second in the A's farm system in ERA and tied for fourth in wins...eight of his first nine appearances at Modesto came in relief before making 19 consecutive starts before his promotion...was 7-3 with a 2.83 ERA in his 20 starting assignments and 3-1 with a 2.40 ERA in eight relief appearances...held the opposition to a .231 (116 for 503) batting average at Modesto...that mark dropped to .206 (21 for 102) with runners in scoring position, including .089 (4 for 45) with RISP and two outs...struck out a season high 12 in 6.0 innings on May 12 against Rancho Cucamonga...went 2-2 with a 1.64 ERA over his final six starts before his promotion.

Personal/Miscellaneous

Shane Allen Bazzell was originally signed by A's scout Steve Bowden...graduated from New Hope High School (Columbus, MS) in 1998.

LIFETIME PITCHING RECORD

Year	Club	W	L	ERA	G	GS	CG	SHO	SV	IP	H	R	ER	HR	HB	BB	IBB	SO	WP	BK
1998	Arizona A's	4	2	3.27	12	8	0	0	0	41.1	30	19	15	1	3	15	0	51	9	5
1999	Southern Oregon	3	1	1.86	5	5	0	0	0	29.0	27	15	6	1	1	9	0	18	0	4
	Visalia	2	4	5.13	8	8	0	0	0	40.1	50	27	23	4	0	19	0	29	0	1
2000	Modesto	3	4	5.75	32	5	0	0	1	72.0	91	57	46	6	1	30	4	71	7	1
2001	Modesto	10	4	2.73	28	20	0	0	0	135.0	116	51	41	9	3	38	1	129	6	3
	Midland	0	2	19.64	2	2	0	0	0	7.1	20	17	16	2	0	2	1	4	1	0
2002	Midland	5	7	4.61	39	12	0	0	3	97.2	101	59	50	3	4	47	3	88	3	1

CAREER TRANSACTIONS

1998—Selected by the Oakland Athletics organization in the 16th round of the free agent draft, June 2.



Micah Bowie

57

Left Handed Pitcher

Ht/Wt: 6-4 / 203

Bats/Throws: Left / Left

Birthdate: November 10, 1974

Opening Day Age: 28

Birthplace/Resides: Webster, Texas / New Braunfels, Texas

Major League Service: 136 days

Obtained: Signed to a minor league contract, December 20, 2000

Contract Status: First year of a one-year contract through 2003.

2002 Highlights

Spent the first four months of the season at Triple-A Sacramento before he was called up to Oakland on July 29...made a total of 13 relief appearances with Oakland and was 2-0 with a 1.50 ERA...did not allow a run in 11 of those outings but allowed 5 of his 9 (55.6%) inherited runners to score...first batters faced were 5 for 12 (.417) with a walk...pitched less than 1.0 innings in seven of his 13 outings...allowed a .261 opponents batting average which broke down to .273 (6 for 22) against left handers and .250 (6 for 24) against right handers...average dropped to .167 (3 for 18) with runners in scoring position...made his A's debut on July 29 against Cleveland (1.1 ip, 1 h, 1 bb, 1 so)...it was his first out-

ing in the majors since September 29, 1999 at Philadelphia while pitching for the Cubs...picked up the win in his second outing on August 1 against Detroit (0.2 ip, 1 h, 1 bb), his first major league win since September 23, 1999 vs. Pittsburgh...earned his second win with three scoreless innings in the A's 16 inning win at New York on August 9...had a scoreless streak of 8.1 innings before allowing his first run on August 25 at Detroit...inherited a bases loaded situation and allowed a grand slam to Randall Simon...followed that up with four consecutive scoreless outings (2.1 ip) before allowing one run in his final outing of the season on September 29 at Texas...made one appearance in the ALDS against Minnesota, retiring the final four hitters in Game 4 in Minnesota (1.1 ip, 3 so)...was 3-2 with a career high four saves and a 3.13 ERA in a career high 46 games at Sacramento, all in relief...in 54.2 innings, he allowed just two home runs and 24 walks while striking out 64 (10.5 per nine innings)...held the opposition to a .201 batting average which broke down to .274 (20 for 73) against left handers and .159 (20 for 126) against right handers...average dropped to .185 (5 for 27) with runners in scoring position and two outs...pitched exclusively in relief for the first time in his career as he had 143 starts and 36 relief appearances in his minor league career entering this season...had a 1.84 ERA (3 er in 14.2 ip) and .163 (8 for 49) opponents batting average over his first 14 outings through May 4...including his first save of the season on May 3 against New Orleans...then allowed one run in three consecutive games, May 7 to 11, followed by four runs in 2.0 innings on May 14 at Colorado Springs...tossed a season high 2.2 innings on May 17 and June 13, both against Tucson...struck out a season high four on June 22 against Omaha...went 2-2 with a save and a 4.88 ERA (15 er in 27.2 ip) over a 21-game stretch from May 7 to June 26...then allowed just one run over his final 11 outings (12.1 ip, 0.73 ERA) and finished his Triple-A campaign with a 7.0 innings scoreless streak over his final seven games.

Career

1994—saw his first professional action, pitching in six games for the Braves Gulf Coast Rookie League affiliate and seven games for Single-A Danville...combined to strike out 73 batters in 62.1 innings. **1995**—opened the year at Single-A Macon before receiving an early season promotion to Durham...in five starts for Macon, he went 4-1 with 36 strikeouts and a 2.28 ERA in 27.2 innings...allowed only nine hits...in 23 starts for Durham, he was 4-11 with a 3.59 ERA. **1996**—missed the second half of the campaign with a strained tendon in his left elbow...before the injury, he pitched in 13 games for Durham and was 3-6 with a 3.66 ERA. **1997**—after completing his rehab program for his injured left elbow, he made 17 appearances for Single-A Durham and Greenville...was activated from the disabled list May 29 and assigned to Durham, where he went 2-2 with a 3.66 ERA in nine games, six starts...was promoted to Greenville July 20, going 3-2 with a 3.50 ERA in eight games, seven starts...in his first Double-A action. **1998**—had his best professional season, going 11-6 with a 3.48 ERA in 30 games for Atlanta's Double-A Greenville affiliate...tied for the Southern League lead in starts (29)...was third in the league in strikeouts (160) and sixth in ERA...held opposing batters to a .221 average (132 for 597)...earned league pitcher of the week honors twice and was the league's pitcher of the month for August (4-0, 0.22 ERA in seven starts). **1999**—was acquired by the Cubs from Atlanta on July 31 as part of a five-player deal...in 14 games, 11 starts, for the Braves and Cubs, he went 2-7 with a 10.24 ERA...opened the campaign with Atlanta's Triple-A Richmond affiliate, where he was a Triple-A All-Star...started for the International League against the Pacific Coast League All-Stars...in 13 starts for Richmond, he went 4-4 with a 2.96 ERA...strained his left forearm during his sixth start and went on the disabled list May 18-June 10...was recalled by Atlanta July 23 and appeared in his first three major league games, all in relief...made his M.L. debut July 24, allowing one run in 2.0 innings and taking the loss in a 4-3 decision at Philadelphia...in 11 starts after joining the Cubs, he went 2-6 with a 9.96 ERA...made his Cubs debut—and his first M.L. start—August 3 vs. Montreal and took the loss in a 9-4 decision...earned his first big league victory August 21, working 6.0 innings in a 8-6 win over Colorado. **2000**—began the season at Triple-A Iowa but after posting a 1-7 record with a 7.94 ERA in nine starts, he was transferred to Double-A West Tenn...finished the year with the Diamond Jaxx, posting a 7-6 record and 3.45 ERA in 18 starts...combined for an 8-13 record and a 4.70 ERA in 27 starts at both levels...the losses were a career high...allowed a .248 (150 for 606) opponents batting average...including .216 (91 for 422) at West Tenn...ranked fifth in the Cubs farm system with 141 strikeouts...tossed a complete game four-hit shutout in his first start at West Tenn on May 28 against Mobile...went 3-1 with a 0.85 ERA in six July starts...also went 3-1 in six starts in August but his ERA in the month increased to 5.50...tossed seven or more innings in nine of his 18 starts and allowed two runs or fewer nine times...held left-handed hitters to a .184 (14 for 76) average at West Tenn...went 1-0 with a 2.84 ERA in two post season starts as West Tenn won the Southern

League Championship. **2001**—had just eight relief appearances among his 141 career minor league appearances entering the 2001 season before going 6-8 with a 5.04 ERA in 38 games, 10 starts, at Triple-A Sacramento...also recorded the first three saves of his professional career for the River Cats...tied for second on his team in games, was third in innings (116.0) and tied for third in strikeouts (102)...allowed a .272 opponents batting average, including .239 (26 for 109) against left handers and .282 (97 for 344) against right handers...was 3-7 with a 6.34 ERA (39 er in 55.1 ip) and .289 (63 for 218) opponents batting average in his 10 starting assignments and 3-1 with a 3.86 ERA (26 er in 60.2 ip) and .255 (60 for 235) opponents batting average in his 28 relief appearances...started the second game of a doubleheader on May 1 at Tacoma and tossed a seven-inning no-hitter, walking one and striking out a season high 10 in a 3-0 Sacramento victory...made three relief appearances in the first round of the Pacific Coast League playoffs and was 1-0 with a 1.29 ERA (7.0 ip, 7 h, 1 r, 1 er, 0 bb, 9 so)...pitched for Aguilas in the Dominican Winter League and was 1-0 with a 4.73 ERA in four games, two starts.

Personal/Miscellaneous

Micah Andrew Bowie was originally signed by Atlanta scout Ralph Garr...graduated from Kingwood High School (Humble, TX) in 1993...he and his wife, Keeley, were married on the pitcher's mound in Durham, North Carolina, between games of a Durham Bulls doubleheader on June 3, 1995...their marriage was witnessed by a crowd of just under 8,000 fans...has one child, Brayden...his father-in-law, Johnny Kolacek, played linebacker in the Canadian Football League.

LIFETIME PITCHING RECORD

Year	Club	W	L	ERA	G	GS	CG	SHO	SV	IP	H	R	ER	HR	HB	BB	IBB	SO	WP	BK
1994	GCL Braves	0	3	3.03	6	5	0	0	0	29.2	27	14	10	1	1	5	0	35	1	0
	Danville	3	1	3.58	7	5	0	0	0	32.2	28	16	13	4	3	13	1	38	2	0
1995	Macon	4	1	2.28	5	5	0	0	0	27.2	9	8	7	1	3	11	0	36	1	0
	Durham	4	11	3.59	23	23	1	0	0	130.1	119	65	52	8	8	61	3	91	4	3
1996	Durham	3	6	3.66	13	13	0	0	0	66.1	55	29	27	4	7	33	0	65	2	0
1997	Durham	2	2	3.66	9	6	0	0	0	39.1	29	16	16	2	0	27	0	44	2	0
	Greenville	3	2	3.50	8	7	0	0	0	43.2	34	19	17	3	3	26	1	41	2	0
1998	Greenville	11	6	3.48	30	29	1	0	0	163.0	132	73	63	12	6	64	0	160	7	3
1999	Richmond	4	4	2.96	13	13	0	0	0	73.0	65	24	24	4	0	14	0	82	2	0
	ATLANTA	0	1	13.50	3	0	0	0	0	4.0	8	6	6	1	0	4	0	2	0	0
	CHICAGO (NL)	2	6	9.96	11	11	0	0	0	47.0	73	54	52	8	2	30	2	39	4	2
2000	Iowa	1	7	7.94	9	9	0	0	0	45.1	59	44	40	9	1	31	3	35	2	0
	West Tenn	7	6	3.45	18	18	1	1	0	117.1	91	47	45	6	3	48	1	106	1	0
2001	Sacramento	6	8	5.04	38	10	1	1	3	116.0	123	68	65	13	5	44	1	102	1	0
2002	Sacramento	3	2	3.13	46	0	0	0	4	54.2	40	21	19	2	2	24	2	64	1	1
	OAKLAND	2	0	1.50	13	0	0	0	0	12.0	12	2	2	1	1	8	1	8	0	0
A.L. Totals		2	0	1.50	13	0	0	0	0	12.0	12	2	2	1	1	8	1	8	0	0
N.L. Totals		2	7	10.24	14	11	0	0	0	51.0	81	60	58	9	2	34	2	41	4	2
M.L. Totals		4	7	8.57	27	11	0	0	0	63.0	93	62	60	10	3	42	3	49	4	2

CAREER TRANSACTIONS

1993 — Selected by the Atlanta Braves organization in the 8th round of the free agent draft, June 3.

1999 — Traded with pitcher Ruben Quevedo and a PTBNL (pitcher Joey Nation on August 24) to the Chicago Cubs for pitcher Terry Mulholland and infielder Jose Hernandez, July 31.

2000 — Released, November 27; signed by the Oakland Athletics organization, December 20.

DIVISION SERIES RECORD

Year	Club/Opp.	W	L	ERA	G	GS	CG	SHO	SV	IP	H	R	ER	HR	HB	BB	IBB	SO	WP	BK
2002	OAK vs. MIN	0	0	0.00	1	0	0	0	0	1.1	0	0	0	0	0	0	0	3	0	0

VS. THE AMERICAN LEAGUE

2002											CAREER										
ERA	W	L	SV	G	IP	H	HR	ER	SO	vs. TEAM	ERA	W	L	SV	G	IP	H	HR	ER	SO	
0.00	0	0	0	1	0.2	1	0	0	1	Anaheim	0.00	0	0	0	1	0.2	1	0	0	1	
0.00	0	0	0	1	1.0	1	0	0	0	Boston	0.00	0	0	0	1	1.0	1	0	0	0	
0.00	0	0	0	3	2.2	2	0	0	2	Cleveland	0.00	0	0	0	3	2.2	2	0	0	2	
4.50	1	0	0	3	2.0	3	1	1	0	Detroit	4.50	1	0	0	3	2.0	3	1	1	0	
0.00	0	0	0	1	0.1	0	0	0	0	Kansas City	0.00	0	0	0	1	0.1	0	0	0	0	
0.00	0	0	0	1	0.1	1	0	0	1	Minnesota	0.00	0	0	0	1	0.1	1	0	0	1	
0.00	1	0	0	1	3.0	2	0	0	2	New York	0.00	1	0	0	1	3.0	2	0	0	2	
4.50	0	0	0	2	2.0	2	0	1	2	Texas	4.50	0	0	0	2	2.0	2	0	1	2	

VS. THE NATIONAL LEAGUE

2002											CAREER vs. TEAM										
ERA	W	L	SV	G	IP	H	HR	ER	SO	vs. TEAM	ERA	W	L	SV	G	IP	H	HR	ER	SO	
—	0	0	0	0	0.0	0	0	0	0	Cincinnati	12.46	0	1	0	1	4.1	6	1	6	5	
—	0	0	0	0	0.0	0	0	0	0	Colorado	4.50	1	0	0	1	6.0	6	1	3	8	
—	0	0	0	0	0.0	0	0	0	0	Houston	8.10	0	2	0	2	10.0	16	1	9	10	
—	0	0	0	0	0.0	0	0	0	0	Milwaukee	6.43	0	0	0	2	7.0	8	0	5	7	
—	0	0	0	0	0.0	0	0	0	0	Montreal	17.18	0	1	0	1	3.2	7	1	7	3	
—	0	0	0	0	0.0	0	0	0	0	Philadelphia	12.15	0	2	0	3	6.2	13	2	9	1	
—	0	0	0	0	0.0	0	0	0	0	Pittsburgh	3.60	1	0	0	1	5.0	4	0	2	1	
—	0	0	0	0	0.0	0	0	0	0	St. Louis	7.94	0	0	0	1	5.2	8	2	5	6	
—	0	0	0	0	0.0	0	0	0	0	San Diego	162.00	0	1	0	1	0.1	6	1	6	0	
—	0	0	0	0	0.0	0	0	0	0	San Francisco	23.14	0	0	0	1	2.1	7	0	6	0	

MONTHLY BREAKDOWN

2002											CAREER vs. TEAM										
ERA	W	L	SV	G	IP	H	HR	ER	SO	vs. TEAM	ERA	W	L	SV	G	IP	H	HR	ER	SO	
0.00	0	0	0	1	1.1	1	0	0	1	July	10.13	0	1	0	4	5.1	9	1	6	3	
1.23	2	0	0	7	7.1	7	1	1	3	August	9.39	3	3	0	13	30.2	51	6	32	25	
2.70	0	0	0	5	3.1	4	0	1	4	September	7.33	1	3	0	10	27.0	33	3	22	21	

PITCHING BREAKDOWN

2002											CAREER vs. TEAM										
ERA	W	L	SV	G	IP	H	HR	ER	SO	vs. TEAM	ERA	W	L	SV	G	IP	H	HR	ER	SO	
0.00	1	0	0	3	2.1	2	0	0	1	Home	8.76	3	3	0	12	37.0	52	4	36	30	
1.86	1	0	0	10	9.2	10	1	2	7	Road	8.31	1	4	0	15	26.0	41	6	24	19	
13.50	0	0	0	2	1.1	3	1	2	2	Day	8.90	1	2	0	8	30.1	41	6	30	31	
0.00	2	0	0	11	10.2	9	0	0	6	Night	8.27	3	5	0	19	32.2	52	4	30	18	
1.54	2	0	0	12	11.2	11	1	2	7	Grass	8.43	4	4	0	23	52.1	75	8	49	42	
0.00	0	0	0	1	0.1	1	0	0	1	Turf	9.28	0	3	0	4	10.2	18	2	11	7	
—	0	0	0	0	0.0	0	0	0	0	Pre-ASG	—	0	0	0	0	0.0	0	0	0	0	
1.50	2	0	0	13	12.0	12	1	2	8	Post-ASG	8.57	4	7	0	27	63.0	93	10	60	49	
—	0	0	0	0	0.0	0	0	0	0	Starter	9.96	2	6	0	11	47.0	73	8	52	39	
1.50	2	0	0	13	12.0	12	1	2	8	Reliever	4.50	2	1	0	16	16.0	20	2	8	10	

BALLPARK BREAKDOWN

	ERA	W	L	S	G	IP	H	HR	ER	SO
Edison Field	0.00	0	0	0	1	0.2	1	0	0	1
Fenway Park	0.00	0	0	0	1	1.0	1	0	0	0
Jacobs Field	0.00	0	0	0	2	1.1	1	0	0	1
Comerica Park	6.75	0	0	0	2	1.1	2	1	1	0
Metrodome	0.00	0	0	0	1	0.1	1	0	0	1
Yankee Stadium	0.00	1	0	0	1	3.0	2	0	0	2
Network Associates Coliseum	0.00	1	0	0	3	2.1	2	0	0	1
Ballpark in Arlington	4.50	0	0	0	2	2.0	2	0	1	2
Turner Field	22.50	0	0	0	2	2.0	5	1	5	2
Wrigley Field	8.54	2	3	0	7	32.2	45	3	31	27
Astrodome	9.64	0	1	0	1	4.2	6	1	5	5
Veterans Stadium	9.53	0	2	0	2	5.2	11	1	6	1
Busch Stadium	7.94	0	0	0	1	5.2	8	2	5	6
Qualcomm Stadium	162.00	0	1	0	1	0.1	6	1	6	0

FIELDING STATISTICS

Pitcher	Year	Pct.	G	PO	A	E	TC	DP
	1999	.857	14	0	6	1	7	0
	2002	1.000	13	1	2	0	3	0
Totals		.900	27	1	8	1	10	0

Bowie's Bests

Low Hit Complete Game: None
Innings Pitched, Start: 6.0 (twice), September 18, 1999 vs. Milwaukee; August 21, 1999 vs. Colorado
Innings Pitched, Relief: 3.0, August 9, 2002 at New York
Strikeouts, Start: 8, August 21, 1999 vs. Colorado
Strikeouts, Relief: 2 (three times), last time: September 29, 2002 at Texas
Longest Winning Streak: 2, August 1, 2002 to present
Longest Losing Streak: 3 (twice), August 31 to September 11, 1999; July 24 to August 8, 1999



Chad Bradford 53

Right Handed Pitcher

Ht/Wt: 6-5 / 203

Bats/Throws: Right / Right

Birthdate: September 14, 1974 Opening Day Age: 28

Birthplace/Resides: Jackson, Mississippi / Raymond, Mississippi

Major League Service: 2 years, 75 days

Obtained: Acquired from the Chicago White Sox for catcher Miguel Olivo, December 7, 2000

Contract Status: First year of a one-year contract through 2003.

2002 Highlights

Had the best season of his career, establishing career highs in wins (4), games (75), saves (2), innings pitched (75.1) and strikeouts (56)...also had a career high in losses (2)...the 75 games pitched ranked second on the A's pitching staff, tied for fifth most in one season in Oakland history and were sixth most in the American League...had pitched just 79 games in his previous four seasons in the majors...allowed just two home runs for an average of 0.24 per nine innings which ranked third among A.L. relievers...walked just 14 batters for an average of 1.67 per nine innings which ranked fourth among A.L. relievers...struck out 56 for a 4.0 strikeout to walk ratio which tied for sixth best among A.L. relievers...now has 110 career strikeouts and 33 walks for a ratio of 3.3...first batters faced were 15 for 73 (.205) with a walk and a hit by pitch...allowed 21 of his 64 (32.8%) inherited runners to score, but just 8 of 41 (19.5%) over his final 54 games...had a 1.71 ERA and .219 opponents batting average in 39 games before the break but posted a 4.86 ERA and .292 opponents batting average in 36 games after the break...allowed a .267 (24 for 90) average against left handers and .247 (49 for 198) against right handers...now has a .311 (65 for 209) career average against lefties and .237 (98 for 413) against righties...had an outstanding ERA over the first five months of the season, but he struggled with inherited runners over the first two months...recorded a 1.90 ERA (5 er in 23.2 ip) over his first 21 games through May 29...however, he allowed 13 of his 23 (56.5%) inherited runners to score over that span...then allowed just 1 of 24 inherited runners to score over a 24-game stretch from May 30 to July 20, including 0 of 15 over a 17-game span from June 14 to July 20...compiled a 1.03 ERA (3 er in 26.1 ip) over that 24-game span and had his ERA as low as 1.42 on July 25...allowed a season high four runs the next day at Texas, snapping a season high 12.1 inning scoreless streak...that started a season ending 28-game streak where he compiled a 6.57 ERA (18 er in 24.2 ip)...had a 1.42 ERA in April and did not walk a batter...first free pass came on May 4 at Chicago and it was his first walk since June 30, 2001 at Texas, snapping a 21-game, 20.1-innings, 84-batter streak without a walk...retired 18 consecutive hitters from May 11 to 24...picked up his first of two saves on May 25 against Tampa Bay...made his 100th career appearance on May 29 at Baltimore and allowed his first home run of the season (Cordine), snapping a 30-game, 31.1-inning, 128-batter homerless streak...finished May with a 2.63 ERA but held the opposition to a .188 batting average...retired 23 of his first batters faced over a 26-game span from April 30 to June 29, allowing just a single, a walk and a hit batter...finished June with a 1.29 ERA...tossed a career high tying 3.0 innings on July 20 against Texas for the second time in 2002 (also April 30 at New York)...posted a 2.57 ERA in July and had his ERA under 2.00 as late as August 6 (1.86)...then allowed at least one run in eight of his final 21 games (14 er in 17.1 ip, 7.27 ERA)...ERA was 2.63 or below in each of the first four months of the season...then posted a 3.75 ERA in August and 9.00 in September...recorded his second save of the season on August 22 at Cleveland...made two appearances against Minnesota in the Division Series and did not allow a run, retiring eight of the 10 hitters that he faced (3.0 ip)...did not allow a run in four games against Toronto (4.1 ip) and had a 1.08 ERA (1 er in 8.1 ip) and .103 (3 for 29) opponents batting average in eight career outings against the Blue Jays...did not allow a run in 10 interleague games (10.0 ip, 3 h, 2 bb, 10 so).

Career

1996—ranked second in the White Sox organization with 18 saves in his professional debut at Class A Hickory...his 0.90 ERA topped the organization among pitchers with at least 30.0 innings...had

saves in his last seven outings...limited opposing hitters to a .194 (21 for 108) average...did not allow a run in his first 11 outings (11.0 innings). **1997**—ranked second in the organization and fifth in the Carolina League with 15 saves at Single-A Winston-Salem...led the organization and was third in the CL in games finished (41), was fourth in the CL in relief points (37) and fourth in the organization in games (46)...did not allow an earned run in his first 14.0 innings over 10 outings...earned eight saves in August, including six straight games from August 15-25. **1998**—split time between Triple-A Calgary and Double-A Birmingham before his contract was purchased by the White Sox...side-armed tied for 10th among American League rookies with 29 appearances after his contract was purchased from Triple-A Calgary on July 31...ranked third on the team with nine holds...allowed just 4 of 18 (22.2%) inherited runners to score...limited opponents to a .229 (27 for 118) batting average, including a .182 (12 for 66) mark vs. right-handers...issued just 2.1 walks per nine innings...first batters were 7 for 28 (.250)...made his major league debut on August 1 at Texas, allowing one earned run in 2.1 innings...retired the first seven batters he faced...earned his first major league victory on August 8 vs. Anaheim...made 12 consecutive scoreless appearances (14.0 innings) from August 11-September 4...suffered first loss and blown save on September 4 vs. New York and then recorded his first career save on September 7 against Detroit...combined to go 5-2 with a 2.11 ERA (16 er in 68.1 ip) at his two minor league stops...opponents batted .246 (63 for 256)...began the season with the Barons, appearing in 12 games before being promoted to Calgary...threw 14.0 consecutive scoreless innings from June 30-July 21. **1999**—spent the majority of the season at Triple-A Charlotte...went 9-3 with a 1.94 ERA and five saves in 47 relief appearances...ranked second in the organization in winning percentage (.750), fourth in appearances (47), ninth in games finished (19) and tied for ninth in saves (5)...finished 12th among Triple-A relief pitchers with an average of 7.6 hits allowed per nine innings...limited opponents to a .231 (63 for 273) average, including a .199 (37 for 186) mark vs. right-handers...posted scoreless streaks of 16.1 innings (twice), 13.2 and 11.0...went 5-0 with an 0.87 ERA (3 er in 31.0 ip) on the road...was recalled from Charlotte on May 19...went 0-0 with a 19.64 ERA (8 er in 3.2 ip) in three relief appearances before being optioned back to Charlotte on June 5...allowed just two home runs in 74.1 innings...retired 28 of 31 batters (9.1 ip) from July 23-August 5...tossed a season high 3.2 innings on July 24 at Rochester...struck out a season-high five batters on May 17 vs. Rochester...threw 4.0 scoreless innings in the Triple-A World Series vs. Vancouver. **2000**—earned his first victory on September 29 vs. Kansas City and his first sin wince 1998, going 1.2 scoreless innings...owned a 0.77 ERA (1 er in 11.2 ip) with eight strikeouts in his final 10 outings (from September 9)...limited first batters to a .091 (1 for 11) average...right-handers hit .125 (4 for 32)...stranded all seven inherited runners...posted two holds (September 21 and 23 at Minnesota)...went 2.0 scoreless innings on September 12 vs. Detroit...made one post-season appearance in the Division Series against Seattle...pitched two-thirds of an inning in Game 1, allowing two hits, including a RBI single to Mike Cameron that allowed an inherited runner to score...was recalled from Triple-A Charlotte on September 1...was 2-4 with 10 saves, a 1.51 ERA, 12 walks and 42 strikeouts in 55 games with the Knights...did not allow an earned run after July 8, a span of 21.2 innings and 22 appearances...was 1-1 with a 0.86 ERA (2 er in 21.0 ip) combined in April and May. **2001**—posted a 2.70 ERA and .281 opponents batting average in 35 games over two stints with the A's...average broke down to .300 (12 for 40) against left handers and .274 (29 for 106) against right handers...stranded 21 of the 34 runners he inherited (61.8%) and first hitters faced were 10 for 34 (.294) with a walk...struck out 34 and walked just six in 36.2 innings for a 5.7 strikeout to walk ratio...had a 1.33 ERA in 17 day games compared to 4.41 in 18 appearances at night...began the year at Triple-A Sacramento and saved two games in five appearances without allowing a run (9.1 ip) before he was recalled by Oakland for the first time on April 24...had a career high six strikeouts in 2.2 innings on May 5 against Boston...posted a 1.93 ERA in his 10 May outings...equaled his career high with 3.0 innings pitched on June 2 against Baltimore and had eight outings of two or more innings...had his only save of the season on June 10 against San Francisco...was optioned to Sacramento on July 15...made seven appearances with the River Cats and posted a 0.63 ERA before he was brought back to Oakland for good on August 7...finished the Triple-A portion of his campaign with a 0.38 ERA and .181 opponents batting average in 12 games...did not allow a home run and had two walks and 24 strikeouts in 23.2 innings...appeared in one Division Series game against New York, retiring the side in order in the eighth inning of the A's 9-2 loss in Game 4.

Personal/Miscellaneous

Chadwick Lee Bradford...graduated in 1993 from Byram High School in Jackson, Miss...attended Hinds Community College in Raymond, Miss., where he was named NJCAA Second Team All-American in 1995...played college baseball at Southern Mississippi University...was 5-4 with a 3.59 ERA and 93 strikeouts in 1996...throws sidearm...is married, Jenny Lack...has two children, Keller and Lanie.

LIFETIME PITCHING RECORD

Year	Club	W	L	ERA	G	GS	CG	SHO	SV	IP	H	R	ER	HR	HB	BB	IBB	SO	WP	BK
1996	Hickory	0	2	0.90	28	0	0	0	18	30.0	21	7	3	1	3	7	1	27	0	0
1997	Winston-Salem	3	7	3.95	46	0	0	0	15	54.2	51	30	24	2	5	25	5	43	2	0
1998	Birmingham	1	1	2.60	10	0	0	0	1	17.1	13	6	5	2	0	8	0	14	2	0
	Calgary	4	1	1.94	29	0	0	0	0	51.0	50	12	11	3	1	11	2	27	2	2
	CHICAGO (AL)	2	1	3.23	29	0	0	0	1	30.2	27	16	11	0	0	7	0	11	1	1
1999	Charlotte	9	3	1.94	47	0	0	0	5	74.1	63	19	16	2	2	15	0	56	0	0
	CHICAGO (AL)	0	0	19.64	3	0	0	0	0	3.2	9	8	8	1	0	5	0	0	1	0
2000	Charlotte	2	4	1.51	55	0	0	0	10	53.2	38	18	9	2	3	12	1	42	1	0
	CHICAGO (AL)	1	0	1.98	12	0	0	0	0	13.2	13	4	3	0	0	1	1	9	0	0
2001	Sacramento	0	0	0.38	12	0	0	0	2	23.2	15	2	1	0	2	2	0	24	0	0
	OAKLAND	2	1	2.70	35	0	0	0	1	36.2	41	12	11	6	1	6	0	34	0	0
2002	OAKLAND	4	2	3.11	75	0	0	0	2	75.1	73	29	26	2	5	14	5	56	0	1
M.L. Totals		9	4	3.32	154	0	0	0	4	160.0	163	69	59	9	6	33	6	110	2	2

CAREER TRANSACTIONS

1996 — Selected by the Chicago White Sox organization in the 13th round of the free agent draft, June 4.

2000 — Traded to the Oakland A's for a player to be named later (catcher Miguel Olivo on December 12), December 7.

DIVISION SERIES RECORD

Year	Club/Opp.	W	L	ERA	G	GS	CG	SHO	SV	IP	H	R	ER	HR	HB	BB	IBB	SO	WP	BK
2000	CHI (AL) vs. SEA	0	0	0.00	1	0	0	0	0	0.2	2	0	0	0	0	0	0	0	0	0
2001	OAK vs. NY (AL)	0	0	0.00	1	0	0	0	0	1.0	0	0	0	0	0	0	0	1	0	0
2002	OAK vs. MIN	0	0	0.00	2	0	0	0	0	3.0	1	0	0	0	0	1	0	0	1	0
Totals		0	0	0.00	4	0	0	0	0	4.2	3	0	0	0	0	1	0	0	2	0

VS. THE AMERICAN LEAGUE

2002	ERA	W	L	SV	G	IP	H	HR	ER	SO	CAREER vs. TEAM	ERA	W	L	SV	G	IP	H	HR	ER	SO
0.82	1	0	0	11	11.0	12	0	1	4	Anaheim	1.72	2	0	0	18	15.2	18	0	3	7	
3.38	0	0	0	4	5.1	2	1	2	2	Baltimore	2.84	1	0	0	9	12.2	9	1	4	5	
6.75	0	0	0	4	2.2	3	0	2	3	Boston	3.14	0	0	0	9	14.1	17	1	5	17	
0.00	0	0	0	3	3.0	3	0	0	3	Chicago	3.18	0	1	0	7	5.2	6	1	2	5	
0.00	0	0	1	2	3.0	1	0	0	2	Cleveland	7.71	0	0	1	7	7.0	10	1	6	6	
0.00	0	0	0	4	3.2	3	0	0	6	Detroit	3.86	0	0	1	12	11.2	12	0	5	11	
23.14	0	0	0	6	2.1	6	0	6	2	Kansas City	7.04	1	0	0	11	7.2	10	0	6	2	
0.00	1	0	0	1	1.0	1	0	0	0	Minnesota	2.70	1	0	0	5	3.1	4	0	1	1	
5.40	0	0	0	4	5.0	4	0	3	4	New York	5.11	1	1	0	11	12.1	13	0	7	8	
—	0	0	0	0	0.0	0	0	0	0	Oakland	0.00	0	0	0	3	3.1	1	0	0	0	
6.75	0	1	0	7	5.1	16	0	4	4	Seattle	3.46	0	1	0	14	13.0	23	1	5	8	
1.13	0	1	1	6	8.0	7	0	1	7	Tampa Bay	1.42	0	1	1	11	12.2	12	0	2	8	
5.91	0	0	0	9	10.2	11	1	7	4	Texas	4.95	0	0	0	16	20.0	19	2	11	11	
0.00	0	0	0	4	4.1	1	0	0	5	Toronto	1.08	1	0	0	8	8.1	3	1	1	9	

VS. THE NATIONAL LEAGUE

2002	ERA	W	L	SV	G	IP	H	HR	ER	SO	CAREER vs. TEAM	ERA	W	L	SV	G	IP	H	HR	ER	SO
0.00	0	0	0	2	2.1	0	0	0	3	Cincinnati	0.00	0	0	0	2	2.1	0	0	0	0	3
0.00	0	0	0	2	0.1	0	0	0	0	Houston	0.00	0	0	0	2	0.1	0	0	0	0	0
0.00	1	0	0	1	1.1	2	0	0	2	Milwaukee	0.00	1	0	0	1	1.1	2	0	0	2	
0.00	1	0	0	2	2.1	0	0	0	1	Pittsburgh	0.00	1	0	0	2	2.1	0	0	0	1	
—	0	0	0	0	0.0	0	0	0	0	San Diego	13.50	0	0	0	1	0.2	2	1	1	0	
0.00	0	0	0	3	3.2	1	0	0	4	San Francisco	0.00	0	0	1	5	5.1	2	0	0	6	

MONTHLY BREAKDOWN

2002											CAREER									
ERA	W	L	SV	G	IP	H	HR	ER	SO	vs. TEAM	ERA	W	L	SV	G	IP	H	HR	ER	SO
1.42	1	0	0	11	12.2	12	0	2	8	April	2.35	1	1	0	15	15.1	17	1	4	9
2.63	0	1	1	11	13.2	9	1	4	12	May	4.31	2	1	1	24	31.1	33	4	15	27
1.29	2	1	0	14	14.0	10	0	2	13	June	2.05	2	1	1	25	26.1	25	3	6	21
2.57	1	0	0	14	14.0	13	0	4	6	July	2.57	1	0	0	14	14.0	13	0	4	6
3.75	0	0	1	14	12.0	11	0	5	15	August	2.27	2	0	1	37	35.2	26	0	9	29
9.00	0	0	0	11	9.0	18	1	9	2	September	5.40	1	1	1	36	35.0	48	1	21	16
—	0	0	0	0	0.0	0	0	0	0	October	0.00	0	0	0	3	2.1	1	0	0	2

PITCHING BREAKDOWN

2002											CAREER									
ERA	W	L	SV	G	IP	H	HR	ER	SO	vs. TEAM	ERA	W	L	SV	G	IP	H	HR	ER	SO
2.61	3	0	1	35	38.0	38	0	11	32	Home	3.14	8	1	3	73	86.0	85	2	30	69
3.62	1	2	1	40	37.1	35	2	15	24	Road	3.53	1	3	1	81	74.0	78	7	29	41
2.01	1	0	1	24	22.1	23	0	5	23	Day	2.19	4	0	2	55	53.1	58	2	13	53
3.57	3	2	1	51	53.0	50	2	21	33	Night	3.88	5	4	2	99	106.2	105	7	46	57
3.33	4	1	2	69	67.2	67	2	25	51	Grass	3.48	9	3	4	137	144.2	149	8	56	101
1.17	0	1	0	6	7.2	6	0	1	5	Turf	1.76	0	1	0	17	15.1	14	1	3	9
1.71	4	2	1	39	42.0	33	1	8	34	Pre-ASG	3.01	6	3	2	67	74.2	77	8	25	58
4.86	0	0	1	36	33.1	40	1	18	22	Post-ASG	3.59	3	1	2	87	85.1	86	1	34	52
—	0	0	0	0	0.0	0	0	0	0	Starter	—	0	0	0	0.0	0	0	0	0	0
3.11	4	2	2	75	75.1	73	2	26	56	Reliever	3.32	9	4	4	154	160.0	163	9	59	110

BALLPARK BREAKDOWN

	ERA	W	L	S	G	IP	H	HR	ER	SO
Edison Field	1.42	0	0	0	11	6.1	9	0	1	3
Camden Yards	3.86	0	0	0	4	4.2	3	1	2	0
Fenway Park	1.93	0	0	0	4	4.2	6	0	1	6
Comiskey Park	4.41	3	2	1	28	32.2	33	2	16	18
Jacobs Field	3.00	0	0	1	4	3.0	4	0	1	3
Tiger Stadium	13.50	0	0	0	3	3.1	6	0	5	1
Comerica Park	0.00	0	0	0	2	1.1	2	0	0	1
Kauffman Stadium	4.50	0	0	0	5	4.0	5	0	2	1
Metrodome	3.86	0	0	0	4	2.1	3	0	1	1
Yankee Stadium	3.18	0	0	0	4	5.2	4	0	2	4
Network Associates Coliseum	2.45	5	0	2	52	58.2	57	1	16	53
Kingdome	0.00	0	0	0	2	1.1	2	0	0	1
Safeco Field	3.86	0	1	0	5	4.2	8	1	2	4
Tropicana Field	1.29	0	1	0	7	7.0	7	0	1	4
Ballpark in Arlington	7.56	0	0	0	7	8.1	9	2	7	2
SkyDome	1.93	0	0	0	4	4.2	2	1	1	3
Cinergy Field	0.00	0	0	0	2	2.1	0	0	0	3
PNC Park	0.00	1	0	0	2	2.1	0	0	0	1
Qualcomm Stadium	13.50	0	0	0	1	0.2	2	1	1	0
Pacific Bell Park	0.00	0	0	0	3	2.0	1	0	0	1

FIELDING STATISTICS

Pitcher								
	Year	Pct.	G	PO	A	E	TC	DP
1998	.900	29	1	8	1	10	0	
1999	1.000	3	1	3	0	4	0	
2000	1.000	12	0	2	0	2	0	
2001	1.000	35	0	8	0	8	0	
2002	.952	75	10	10	1	21	1	
Totals	.956	154	12	31	2	45	1	

Bradford's Bests

Low Hit Complete Game: None
Innings Pitched: 3.0 (five times), last time: July 20, 2002 vs. Texas
Strikeouts: 6, May 5, 2001 vs. Boston
Longest Winning Streak: 3, May 3, 2001 to April 20, 2002
Longest Losing Streak: 1 (four times), last time: June 26, 2002



Freddie Bynum 50

Infielder

Ht/Wt: 6-1 / 180

Birthdate: February 15, 1980

Birthplace/Resides: Wilson, North Carolina / Stantonsburg, North Carolina

Major League Service: None

Obtained: Selected in the 2nd round (Oakland's 1st selection) of the June, 2000 draft

Contract Status: First year of a one-year contract through 2003.

Bats/Throws: Left / Right

Opening Day Age: 23

2002 Highlights

Had career highs in every offensive category except triples at Single-A Visalia...batted .306 with three home runs and 56 RBI and has increased his statistics in all three categories in each of his three professional seasons...his batting average was second best in the A's farm system and he led the A's system with 41 steals...now has 91 stolen bases in three professional seasons...tied for first in the California League in games played (135), ranked second in at bats (539), hits (165) and stolen bases and was sixth in batting average...was caught stealing 21 times which tied for ninth most in all of minor league baseball...led Visalia in batting average, games, at bats, hits, sacrifice hits (15) and stolen bases and was second in runs (83), triples (5) and on-base percentage (.385)...batted leadoff for most of the season (147 for 495, .297) but also hit .459 (17 for 37) when batting ninth...average improved to .342 (75 for 219) with runners on base...appeared in 134 games at second base and committed 36 errors for a .948 fielding percentage...had a 12-game hitting streak from April 13 to 25 (20 for 56, .357) which included a four-hit, three-RBI game on April 14 at Bakersfield...also had four hits on July 29 at Rancho Cucamonga...struck out at least once in 14 consecutive games from April 19 to May 4 (25 total) and had a total of 57 strikeouts in his first 54 games...then fanned 59 times over his final 81 games...hit .337 in June, .304 in July and .380 with 17 RBI, 14 doubles and 14 stolen bases in 29 games in August...had an 11-game hitting streak from June 11 to 25 (15 for 44, .341), a 13-game hitting streak from July 31 to August 13 (21 for 60, .350) and an 11-game hitting streak from August 21 to 31 (22 for 43, .512)...went 2 for 8 (.250) with a triple and a walk in two playoff games for Visalia...played for Phoenix in the Arizona Fall League and hit .146 (6 for 41) in 11 games.

Career

2000—was the shortstop on the Northwest League post-season All-Star team in his first professional season at Vancouver...tied for fifth in the league in runs scored (52)...led the Canadians in at bats (281), runs, hits (72), total bases (87) and stolen bases (22)...appeared in 72 games, including 68 at shortstop where he committed 29 errors for a .917 fielding percentage...hit his first professional home run on June 30 against Portland...reached base safely via hit or walk in 26 of 27 games from July 9 to August 7...batted .345 (38 for 110) with 28 runs scored over that stretch...had 13 of his 26 RBI during a 12-game span from July 22 to August 4...had a season high four hits on August 2 against Salem-Keizer. **2001**—played for Single-A Modesto and tied for fifth in the California League with a career high seven triples...added 28 stolen bases which was fifth most in the A's organization...tied for the Modesto team lead in triples and ranked second in stolen bases...batted .261 with two home runs and 46 RBI in 120 games...both of the home runs came in his 97 at bats off left handed pitching...was homerless in 343 at bats against right handers...hit .462 (6 for 13) with two walks and 16 RBI with the bases loaded...saw most of his action batting leadoff (34 for 155, .219) and ninth (36 for 147, .245), but had his best success hitting second (33 for 98, .337)...committed 20 errors in 68 games at shortstop (.919 fielding percentage) and 21 errors in 53 games at second base (.922)...also appeared in five games at third base...hit .193 in April and his average was at .208 entering play on June 21...then went 48 for 137 (.350) over his next 37 games which brought his average to .272 at the end of July...hit .237 over his final 31 games to finish the year at .261.

Personal/Miscellaneous

Freddie Lee Bynum, Jr. was signed by Billy Owens...graduated from Beddingfield High School (Wilson, NC) in 1998...attended Pitt Community College (Greenville, NC)...was a second round selection but was the A's first pick in the 2000 draft as the A's lost their first round pick to Anaheim as compensation for the signing of free agent Mike Magnante.

LIFETIME PLAYING RECORD

Year	Club	AVG.	G	AB	R	H	2B	3B	HR	RBI	SH	SF	HP	BB	SO	SB	CS	SLG	OBP	E
2000	Vancouver	.256	72	281	52	72	10	1	1	26	3	0	5	31	58	22	12	.310	.341	29
2001	Modesto	.261	120	440	59	115	19	7	2	46	4	1	1	41	95	28	11	.350	.325	41
2002	Visalia	.306	135	539	83	165	26	5	3	56	15	3	7	64	116	41	21	.390	.385	36

CAREER TRANSACTIONS

2000 — Selected by the Oakland Athletics organization in the 2nd round of the free agent draft, June 5.



Eric Byrnes

22

Outfielder

Ht/Wt: 6-2 / 210

Bats/Throws: Right / Right

Birthdate: February 16, 1976

Opening Day Age: 27

Birthplace/Resides: Redwood City, California / Woodside, California

Major League Service: 1 years, 75 days

Obtained: Selected in the 8th round of the June, 1998 draft

Contract Status: First year of a one-year contract through 2003.

2002 Highlights

Began the season at Triple-A Sacramento but was recalled to Oakland on May 8 and spent the remainder of the season with the A's...most of his playing time came as a late inning defensive replacement or as a pinch runner...appeared in 90 games but had just 94 at bats...pinch ran 27 times and had 45 games where he did not bat...appeared in 52 games in left field, 22 in right field and 10 in center field...made 19 starts (10 in left, six in right and three in center) and was 17 for 66 (.258) in those games...made just eight starts after the All-Star Break and just three over the final 40 games...batted .245 for the season but fared better in Oakland where he hit .351 (13 for 37) with two of his three home runs compared to .175 (10 for 57) on the road...was 2 for 11 (.182) with five strikeouts as a pinch hitter but is 5 for 17 (.294) in his career in the pinch...had a two-run triple in his 2002 A's debut on May 8 against Boston, matching his career high for RBI...then had his first career three-hit game in a start in left field on May 16 against the Red Sox at Fenway Park...both of his triples in 2002 came against Boston and he was 5 for 7 (.714) in four games against the Red Sox...started four of the A's seven games from May 11 to 18 and was 4 for 16 (.250)...hit his first home run of the season on June 6 against Seattle in a start in right field...second home run came in the final game before the All-Star Break on July 7 against Kansas City in a start in left field...matched his career high with two RBI in that game...had just three RBI after the break...including a career high tying two on September 28 at Texas when he also hit his third home run of the season and scored three times...appeared in two Division Series games against Minnesota and batted once...struck out as a pinch hitter to end Game 4...hit .261 with four home runs, 16 RBI and five stolen bases in 31 games at Sacramento...his average broke down to .389 (7 for 18) against left handed pitching and .238 (24 for 101) with all four of his home runs against right handers...batted .389 (7 for 18) with runners in scoring position and two outs...appeared in 17 games in left field and 13 in center field...hit .174 (8 for 46) over his first 12 games and .315 (23 for 73) over his final 19...played for Licey in the Dominican Republic and batted .244 (22 for 90) with five home runs and 13 RBI in 23 games.

Career

1998—led the A's farm system in batting in his first professional season as he combined to hit .357 (99 for 277) in 71 games at Southern Oregon and Visalia...was assigned to Southern Oregon of the Northwest League (A) after signing and hit .314 with seven home runs and 31 RBI in 42 games...promoted to Single-A Visalia on July 31 and batted .426 in 29 games with four home runs and 21 RBI...added 18 walks for a .504 on-base percentage...was named California League Player of the Week for the week of August 24-30...then went 1 for 7 with two walks in two playoff games with the Oaks. **1999**—was named to the California League Post-Season All-Star team after leading the Cal League with a .337 average and ranking third with a .433 on-base percentage...finished second at Modesto in stolen bases (28) and third in walks (58) despite playing in just 96 games...was promoted to Double-A Midland on July 20 but hit just .238 in 43 games with the Rockhounds...combined at both stops for a .306 batting average, 88 RBI, 75 walks, 34 steals and a .398 on-base percentage in 139 games...was 10th in the A's organization in batting and fourth in stolen bases...was transferred back to Modesto on September 5 for the playoffs and hit .176 (3 for 17) with four walks in five games. **2000**—made his major league debut with Oakland in 2000 and had two separate stints with the A's...originally selected from Sacramento on August 22 and made his debut that night at Cleveland with a start at designated hitter...singled off Chuck Finley in the second inning for his first major league hit...had two hits in that game, scored two runs and also stole a base...appeared in one more game before he was optioned back to Sacramento on August 27 but returned on September 11 following the Pacific Coast League playoffs...appeared in eight games, one start (right field) during his second stint and was 1 for 4...hit .300 in 10 games overall with the A's...began the year at Double-A Midland and hit .301 with 43 walks in 67 games with the Rockhounds before he was promoted to Triple-A Sacramento on June 17...stole a team leading 21 bases despite playing in less than half of Midland's games...was named Texas League Player of the Week for the week of June 5 to 11 after hitting .345 (10 for 29) with 12 RBI...appeared in 58 games in right field and 11 in left field...moved up to Sacramento on June 17 and put together a 15-game hitting streak from July 14-30 (23 for 55, .418)...was a perfect 5 for 5 on August 16 against Salt Lake...was batting .346 with nine home runs and 43 RBI in 58 games when he was selected by Oakland on August 22...compiled a .396 (19 for 48) batting average against left handed pitching with the River Cats...appeared in 50 games in left field and one in right field...combined at both minor league stops for a .317 (159 for 502) batting average, 48 doubles, 14 home runs, 84 RBI, 74 walks and 33 stolen bases in 134 games...his double total led all of minor league baseball...then hit .364 with a home run, three RBI and five runs scored in five playoff games...batted .265 with five home runs and 14 RBI in 34 games for Phoenix in the Arizona Fall League. **2001**—had four separate stints with the A's but saw most of his action at Triple-A Sacramento...hit .237 in 19 games with Oakland and .289 in 100 games with the River Cats...stole 25 bases at Triple-A which tied for second in the Pacific Coast League...recalled for the first time on May 2 and was 0 for 2 in two games before he was optioned on May 9...returned on May 20 and was 3 for 15 (.200) in eight games, three starts... hit his first major league home run on June 9 against San Francisco off Shawn Estes... was optioned again on June 15 and returned on June 30...struck out four times on July 2 against Anaheim and was 3 for 9 in four games in his third stint when he was optioned again on July 4...returned on September 10 after the conclusion of the Sacramento season and was 3 for 12 (.250) with a home run and two RBI in five games...the home run led off the game against Anaheim on September 26...was on the A's Division Series roster against New York and was 0 for 2 in two pinch hitting appearances...made a total of eight starts with the A's (four in left field and two each in center and right field)...spent the balance of his season with Sacramento where he led the River Cats in runs scored (81) and stolen bases (25) and ranked second in home runs (20)...hit .289 which ranked fourth in the A's farm system...appeared in 71 games in left field, 34 in center field and six at designated hitter...was 8 for 20 (.400) in the PCL playoffs...was named MVP of the Dominican Winter League after hitting .345 with 11 home runs and 37 RBI while playing for Licey...led the league in hits (60), tied for the lead in home runs, ranked second in batting and RBI, tied for second in runs (36), third in slugging (.598) and extra base hits (21) and fifth in on-base percentage (.402).

Personal/Miscellaneous

Eric James Byrnes was signed by Rick Magnante...graduated from St. Francis High School (Mountain View, Calif.) in 1994...attended UCLA.

LIFETIME PLAYING RECORD

Year	Club	AVG.	G	AB	R	H	2B	3B	HR	RBI	SH	SF	HP	BB	SO	SB	CS	SLG	OBP	E
1998	Southern Oregon	.314	42	169	36	53	10	2	7	31	0	1	2	16	16	6	1	.521	.378	1
	Visalia	.426	29	108	26	46	9	2	4	21	0	2	1	18	15	11	1	.657	.504	3
1999	Modesto	.337	96	365	86	123	28	1	6	66	0	7	9	58	37	28	8	.468	.433	6
	Midland	.238	43	164	25	39	14	0	1	22	2	3	3	17	32	6	3	.341	.316	5
2000	Midland	.301	67	259	49	78	25	2	5	37	2	6	1	43	38	21	11	.471	.395	2
	Sacramento	.333	67	243	55	81	23	1	9	47	1	2	2	31	30	12	5	.547	.410	2
	OAKLAND	.300	10	10	5	3	0	0	0	0	0	0	1	0	1	2	1	.300	.364	0
2001	Sacramento	.289	100	415	81	120	23	2	20	51	2	7	5	33	66	25	3	.499	.343	5
	OAKLAND	.237	19	38	9	9	1	0	3	5	0	0	1	4	6	1	0	.500	.326	1
2002	Sacramento	.261	31	119	16	31	7	0	4	16	0	0	0	7	15	5	1	.420	.302	2
	OAKLAND	.245	90	94	24	23	4	2	3	11	1	2	3	4	17	3	0	.426	.291	1
M.L. Totals		.246	119	142	38	35	5	2	6	16	1	2	5	8	24	6	1	.437	.306	2

CAREER TRANSACTIONS

1998 — Selected by the Oakland Athletics organization in the 8th round of the free agent draft, June 2.

DIVISION SERIES RECORD

Year	Club	AVG.	G	AB	R	H	2B	3B	HR	RBI	SH	SF	HP	BB	SO	SB	CS	SLG	OBP	E
2001	OAK vs. N.Y.	.000	2	2	0	0	0	0	0	0	0	0	0	0	1	0	0	.000	.000	0
2002	OAK vs. MIN	.000	2	1	0	0	0	0	0	0	0	0	0	0	1	0	0	.000	.000	0
Totals		.000	4	3	0	0	0	0	0	0	0	0	0	0	2	0	0	.000	.000	0

VS. THE AMERICAN LEAGUE

2002 AVG.	AB	H	HR	RBI	CAREER vs. TEAM	AVG.	AB	H	HR	RBI
.000	1	0	0	0	Anaheim	.136	22	3	1	2
.200	5	1	0	1	Baltimore	.333	6	2	0	1
.714	7	5	0	2	Boston	.714	7	5	0	2
.333	3	1	0	0	Chicago	.333	3	1	0	0
.500	2	1	0	0	Cleveland	.375	8	3	0	0
.222	9	2	0	0	Detroit	.222	9	2	0	0
.500	6	3	1	3	Kansas City	.500	6	3	1	3
.250	4	1	0	0	Minnesota	.200	10	2	0	0
.222	9	2	0	1	New York	.222	9	2	0	1
—	0	0	0	0	Oakland	—	0	0	0	0
.125	8	1	1	1	Seattle	.125	8	1	1	1
.143	14	2	0	0	Tampa Bay	.118	17	2	0	0
.250	8	2	1	2	Texas	.462	13	6	2	4
.077	13	1	0	0	Toronto	.067	15	1	0	0

VS. THE NATIONAL LEAGUE

2002 AVG.	AB	H	HR	RBI	CAREER vs. TEAM	AVG.	AB	H	HR	RBI
.000	2	0	0	1	Cincinnati	.000	2	0	0	1
.000	1	0	0	0	Milwaukee	.000	1	0	0	0
.500	2	1	0	0	San Francisco	.333	6	2	1	1

MONTHLY BREAKDOWN

2002 AVG.	AB	H	HR	RBI	CAREER by MONTH	AVG.	AB	H	HR	RBI
—	0	0	0	0	April	—	0	0	0	0
.280	25	7	0	3	May	.242	33	8	0	3
.231	13	3	1	2	June	.280	25	7	3	5
.238	21	5	1	3	July	.222	27	6	1	3
.250	24	6	0	1	August	.267	30	8	0	1
.182	11	2	1	2	September	.217	23	5	2	3
—	0	0	0	0	October	.250	4	1	0	1

BATTING BREAKDOWN

2002 AVG.	AB	H	HR	RBI	CAREER by CATEGORY	AVG.	AB	H	HR	RBI
.351	37	13	2	7	Home	.290	62	18	4	9
.175	57	10	1	4	Road	.213	80	17	2	7
.263	38	10	2	6	Day	.259	54	14	2	7
.232	56	13	1	5	Night	.239	88	21	4	9
.289	76	22	3	11	Grass	.277	119	33	6	16
.056	18	1	0	0	Turf	.087	23	2	0	0
.292	48	14	2	8	Pre-ASG	.270	74	20	4	11
.196	46	9	1	3	Post-ASG	.221	68	15	2	5
.279	43	12	1	5	vs. LHP	.267	75	20	3	8
.216	51	11	2	6	vs. RHP	.224	67	15	3	8
.261	23	6	0	8	RISP	.242	33	8	0	10
.000	1	0	0	0	Bases Loaded	.000	1	0	0	0
.182	11	2	0	0	PH	.294	17	5	0	0
.000	5	0	0	0	DH	.154	13	2	0	0

BALLPARK BREAKDOWN

	AVG.	AB	H	HR	RBI
Edison Field	.111	9	1	0	1
Camden Yards	.000	3	0	0	0
Fenway Park	.667	6	4	0	0
Jacobs Field	.333	6	2	0	0
Comerica Park	.200	5	1	0	0
Kauffman Stadium	.000	0	0	0	0
Metrodome	.250	4	1	0	0
Yankee Stadium	.222	9	2	0	1
Network Associates Coliseum	.290	62	18	4	9
Safeco Field	.000	5	0	0	0
Tropicana Field	.091	11	1	0	0
Ballpark in Arlington	.455	11	5	2	4
SkyDome	.000	8	0	0	0
Cinergy Field	.000	2	0	0	1
PNC Park	.000	0	0	0	0
Pacific Bell Park	.000	1	0	0	0

FIELDING STATISTICS

Year	Pct.	G	PO	A	E	TC	DP
2000	1.000	4	4	0	0	4	0
2001	.933	12	14	0	1	15	0
2002	.982	79	53	1	1	55	0
Totals	.973	95	71	1	2	74	0

Byrnes' Bests

Hits: 3, May 16, 2002 at Boston
Home Runs: 1 (six times), last time: September 28, 2002 at Texas
Runs Batted In: 2 (four times), last time: September 28, 2002 at Texas
Hitting Streak: 5, September 26, 2001 to May 16, 2002
Career Grand Slams: 0



Eric Chavez

3

Third Base

Ht/Wt: 6-1 / 206

Bats/Throws: Left / Right

Birthdate: December 7, 1977

Opening Day Age: 25

Birthplace/Resides: Los Angeles, California / Scottsdale, Arizona

Major League Service: 4 years, 20 days

Obtained: Selected in the 1st round (10th selection overall) of the June, 1996 draft

Contract Status: Third year of a four-year contract extension through 2004.

2002 Highlights

Named to *The Sporting News* American League All-Star team as the third baseman and also received the A.L. Silver Slugger award for third basemen...also won the A.L. Gold Glove award at third base for the second consecutive season...joins Joe Rudi (1974-76), Mike Norris (1980-81) and Dwayne Murphy (1980-85) as the only Athletics to win consecutive Gold Gloves...reached the 30 home run and 100 RBI plateau for the second consecutive season as he hit a career high 34 home runs and added 109 RBI, five short of his best of 114 from 2001...also added career highs in at bats (585), hits (161), total bases (300), walks (65) and strikeouts (119) and matched his best in games (153) and stolen bases (8)...led the A's in stolen bases, extra base hits (68) and strikeouts and tied for the lead in home runs...tied for seventh in the A.L. in home runs and was ninth in RBI...also ranked sixth in the A.L. with a career high 13 inten-

Eric Chavez Home Run Charts

MOST HOME RUNS, SEASON, A's THIRD BASEMAN (1901-2002)

32	Eric Chavez, 2001
31	Sal Bando, 1969
29	Eric Chavez, 2002
28	Sal Bando, 1973
27	Sal Bando, 1976

MOST HOME RUNS, CAREER, A's THIRD BASEMAN (1901-2002)

191	Sal Bando
100	Eric Chavez
86	Carney Lansford
79	Wayne Gross
65	Ed Charles

A's (1901-2002) MOST CAREER HOME RUNS BEFORE 25th BIRTHDAY

174	Jimmie Foxx
111	Jose Canseco
105	Eric Chavez
105	Reggie Jackson
83	Mark McGwire

A's (1901-2002) MOST CAREER HOME RUNS BEFORE 26th BIRTHDAY

222	Jimmie Foxx
148	Jose Canseco
137	Reggie Jackson
116	Mark McGwire
105*	Eric Chavez

*Chavez turns 26 on December 7, 2003

tional walks...had 29 home runs and 100 RBI as the A's third baseman and five home runs and eight RBI in eight starts at designated hitter...ranked fourth among major league third basemen in home runs and third in RBI...the 29 home runs were the third best single season total in Athletics history by a third baseman and he now has 100 career home runs as a third baseman...only Sal Bando, with 191, has hit more in Athletics history...has 105 career home runs which is tied for third most in Athletics history by an A's player prior to his 25th birthday...the A's were 23-7 in games in which he homered and are now 76-22 (.776) when he homers in his career...11 of his 34 home runs gave the A's the lead and another five tied the game...16 came with men on base, including 11 two-run, four three-run and one grand slam on May 11 against Toronto...is the eighth player in Athletics history to hit 30 home runs in back-to-back seasons (Canseco, Foxx, Giambi, Kingman, McGwire, Simmons, Tejada)...batted .209 (34 for 163) against left handed pitchers and .301 (127 for 422) against right handers...his average against lefties was sixth lowest in the American League...now has a .221 (115 for 520) career average against south paws and .294 (446 for 1519) against right handers...batted .311 (52 for 167) with runners in scoring position but just .208 (15 for 72) with RISP and two outs...was 9 for 22 (.409) with the bases loaded and is now a .395 (30 for 76) career hitter with the bases loaded with four grand slams...made 63 starts in the five spot in the batting order and was 63 for 240 (.263) with 13 home runs and 44 RBI...batted clean-up in 42 of the A's final 47 games...made a total of 55 starts for the season hitting fourth and was 61 for 216 (.282) with 12 home runs and 42 RBI...committed 17 errors this year which was fifth most among A.L. third basemen and one short of his career high of 18 from 2000...had a .961 fielding percentage which was fifth best in the A.L. as he led the circuit in total chances (438), putouts (120) and assists (301)...has now played in 556 games at third base in his career which is fourth most in Oakland history (Bando 1395, Lansford 1096, Gross 719)...made his fourth consecutive opening day start at third base and homered, his first career opening day home run...had four home runs and nine RBI in his first five games...including his first of four two homer games on April 9 at Texas...also homered twice on June 4 against Seattle, August 1 against Detroit and August 19 at Cleveland and now has seven career two-homer games...his first 10 hits of the season were for extra bases (three doubles, one triple, six home runs) before collecting his first single on April 17...did not reach base on April 11, snapping a string of 37 consecutive games reaching base dating back to August 28, 2001...homered on April 14 at Anaheim but the A's lost, snapping a streak of 23 consecutive A's wins in games in which he homered...that equaled the fourth longest such streak in major league history...finished April with nine home runs...hit just 11 home runs before the All-Star Break the previous year...was hitting .218 on May 5 before collecting three hits on May 7 against Boston to snap what was then a career long 0 for 23 slump...moved to left field in the sixth inning of that game, his professional debut in the outfield...hit .364 (28 for 77) over a 20-game stretch from May 7 to 31 to get his average up to the .281 mark...had an 11-game hitting streak from June 6 to 18 (14 for 42, .333)...was hitting .271 with 20 HR and 58 RBI in 81 games at the All-Star Break...batted .302 with 41 HR and 126 RBI in 150 games from the All-Star Break in 2001 to the All-Star Break in 2002...snapped a career long 0 for 26 streak on July 18 against Anaheim...it was the longest hitless streak by an Athletic since Ryan Christenson went 0 for 29 in 1999...batted .335 (59 for 176) with 11 HR and 41 RBI over a 45-game span from July 18 to September 6...his home run on July 31 against Cleveland snapped a 27-game, 103 at bat homerless streak, his longest homerless streak since he began his career with a 45-game, 135-at bat homerless streak...had just one home run and eight RBI in 27 games in July...then hit .300 with 10 home runs and 30 RBI in 28 games in August, the best one month home run and RBI total of his career...now has a .307 (115 for 374) career average in August with 25 HR and 81 RBI in 101 games, all his best one month figures...earned A.L. Player of the Week honors for the week ending August 25 when he hit .367 with four home runs, 13 RBI and 10

runs scored...including a two home run, five RBI performance on August 19 at Cleveland...that marked his fifth career game of five or more RBI...hit his 100th career home run on August 20 at Cleveland off Jake Westbrook...hit .338 (27 for 80) with six home runs and 28 RBI during the A's 20-game winning streak...had a season best 13-game hitting streak from August 22 to September 6 (22 for 53, .415)...had his average at a season high .284 on September 12 but then went 10 for 53 (.189) over his final 14 games to finish the year at .275...had a season high 26-game errorless streak from August 24 to September 22, the second longest of his career (39, April 27 to June 27, 1999)...put together his best batting average against Minnesota (.406)...then hit .381 in the Division Series against the Twins and had a team leading five RBI...including his first career post-season home run, a three-run shot off Joe Mays in the first inning of Game 2...hit safely in all five games...has started all 15 games at third base for the A's over the past three post-seasons...played in the 2002 All-Star Series in Japan following the season and hit .294 with a home run and three RBI in seven games.

Career

1997—was named to the California League Post-Season All-Star Team at third base in his first professional season...drove in 100 runs for Single-A Visalia which led the team and tied for fourth in the Cal League...it was fifth most in the A's farm system...also led the Oaks with 18 home runs and 141 hits and tied for the team lead with 30 doubles...finished the year with a .271 batting average in 134 games...was 0 for 6 in two playoff games for Visalia...was rated as the best defensive third baseman in the Cal League by *Baseball America*. **1998**—was named Minor League Player of the Year by *Baseball America* and also received the J.G. Taylor Spink Award as the Topps/NAPBL Minor League Player of the Year...made his major league debut with Oakland in just his second season of professional baseball...batted a combined .327 with 33 HR and 126 RBI in 135 games at his two minor league stops in Double-A Huntsville and Triple-A Edmonton...the RBI total ranked third in all of minor league baseball as did his 79 extra base hits...also ranked tied for second in total bases (319), tied for fifth in doubles (45) and ninth in home runs and slugging (.603)...was brought up to Oakland at the conclusion of Edmonton's season on September 8 and struck out as a pinch hitter for Mike Blowers in his major league debut that night against Baltimore...started the next day at third base against the Orioles and collected his first major league hit with a second inning single off Juan Guzman...went 4 for 25 (.160) with an RBI over his first nine games before collecting five multiple hit games in his last five starts...finished the year 10 for 20 (.500) with five RBI over his last seven games to up his final Oakland batting average to .311...including .455 with runners in scoring position...started the year at Huntsville and was batting .328 with 22 HR and 86 RBI in 88 games when he was promoted to Edmonton on July 18...still finished second on the Stars in home runs and third in RBI and was named as the third baseman on the Southern League Post-Season All-Star Team...finished third in the Southern League in batting, second in slugging (.612) and tied for fourth in home runs (22)...was also named to the Topps/NAPBL Double-A All-Star team and the Howe Sportsdata All-Star team...played for Peoria in the Arizona Fall League and hit .311 with a home run and eight RBI in 11 games. **1999**—got off to a slow start offensively but began to get back on track after the All-Star Break before a foot injury interrupted his season in mid-August...finished the year with a .247 batting average but tied for third among American League rookies with 46 walks...also ranked seventh in home runs (13), eighth in RBI (50) and extra base hits (36) and 10th in total bases (152)...his .961 fielding percentage was second to the Yankees Scott Brosius (.962) among A.L. third basemen with 100 or more games...led the A's with 98 starts at third base...had errorless streaks of 39 and 21 games...was the A's Opening Day starter at third base and at the age of 21 years, 119 days, he was the A's youngest Opening Day starter since Rickey Henderson in 1980 (21 years, 106 days)...made his professional debut at shortstop on April 29 against Cleveland...hit his first major league home run on May 15 against Minnesota off LaTroy Hawkins in his 136th career at bat...left handed pitchers were an early season nemesis as he went just 1 for 25 (.040) against south paws before the All-Star Break, contributing to a .229 average overall...then hit .275 after the break which included a .333 (8 for 24) mark against left handed pitching...for the season, he hit .184 against left handers and .257 with all 13 of his home runs against right handers...hit his first career grand slam on July 21 at Seattle off Ken Cloude and batted .462 with two walks and 16 RBI with the bases loaded for the season...was 33 for 102 (.324) with six home runs and 18 RBI in his first 31 games after the break before landing on the disabled list on August 21 with torn plantar fascia in his right foot...was sent to Vancouver on a rehab assignment during the Pacific Coast League Championship Series against Oklahoma and hit .462 with a home run and two RBI in four games...returned to Oakland on September 19 and hit .150 over his final 13 games...was 6 for 13 (.462) with six RBI as a pinch hitter...tied for fourth among American League pinch hitters in RBI...his .462 pinch batting average was second among A.L. pinch hit-

ters with at least 10 at bats. **2000**—was having a roller coaster season the first four months of the year before picking up the pace following the injury to Olmedo Saenz on July 31...hit .310 in April, .188 in May, .355 in June and .226 in July...was hitting .270 with 14 home runs and 47 RBI in 98 games through July 31...hit .320 in August and batted .289 (56 for 194) from August 1 until the end of the season with 12 home runs and 39 RBI in 55 games...then batted .333 with a team leading three doubles and four RBI in the American League Division Series against New York...including a three-hit performance in Game 1...finished the regular season with a .197 (24 for 122) average against left handed pitching which ranked lowest in the American League and second lowest in the majors (Rivera SD, .188)...hit .303 (115 for 379) with 23 of his 26 home runs against right handers...finished the season with 26 home runs which ranked third among American League third basemen behind Glaus (46) and Batista (41)...the A's compiled a 19-7 record in games in which he homered...homered off the Indians Chuck Finley on April 10, his first career home run off a left handed pitcher...had a then career high five RBI on April 14 at Boston when he hit his second career grand slam (Brian Rose)...batted .381 (8 for 21) with the bases loaded...had a career high 15-game hitting streak from May 27 to June 18 (22 for 57, .386)...hit for the cycle on June 21 against Baltimore for his first career four-hit game...it was the first cycle in Coliseum history by any player...at the age of 22 years, 197 days, he became the eighth youngest player in major league history to hit for the cycle...agreed to a four-year contract extension two days later on June 23...had an inside the park home run on August 8 at Yankee Stadium, the 19th in Oakland history...finished the season with 18 errors in 146 games at third base and his .951 fielding percentage ranked seventh among American League third basemen. **2001**—established himself as one of the top third basemen in baseball in just his third full major league season...hit 32 home runs to break Sal Bando's franchise record for home runs by a third baseman (31 in 1969)...topped Bando's Oakland record for RBI by a third baseman with 114 (Bando 113 in 1969)...his RBI total was second among major league third basemen to Phil Nevin (SD, 124)...finished second among A.L. third basemen in home runs (Glaus, 41) and his .289 batting average while playing third base was the best among A.L. third basemen with 75 or more games...also won the Gold Glove Award for A.L. third baseman to become the seventh Athletic to win the award, the first third baseman...led A.L. third basemen with a .972 fielding percentage, 433 total chances and 321 assists...committed just 12 errors...joins Carney Lansford as the only Oakland third basemen to lead the league in fielding (Lansford did it three times: .980 in 1987, .979 in 1988 and .970 in 1990)...his 149 games played were the most by an A's third baseman since Carney Lansford had 151 in 1984...had career highs in batting (.288), runs (91), doubles (43), RBI and stolen bases (8)...ranked fourth in the A.L. in doubles, tied for ninth in extra base hits (75) and 10th in RBI...put up his best numbers during the second half of the season as he hit .340 with a team leading 21 home runs and a team leading 68 RBI in 69 games after the All-Star Break after batting .245 with 11 home runs and 46 RBI in 82 games before the break...had a .195 career average against south paws with three home runs entering the season but batted .257 (47 for 183) with seven home runs against left handers in 2001 and .304 (112 for 369) against right handers...saw most of his playing time batting fifth (37 starts), seventh (48) and eighth (40)...was 7 for 20 (.350) with a grand slam with the bases loaded...18 of his 32 home runs came with men on base (8 two-run, 9 three-run, 1 slam) and 13 came in the seventh inning or later...the A's were 25-4 in games in which he homered and won each of the final 19 games in which he homered...had his first career two homer game on April 26 at Chicago and he added what was then a career high six RBI...hit his first career game ending home run on June 20 against Seattle, belting a two-out, three-run home run off Sasaki in a 6-4 A's win...tied his career highs with four hits, two home runs and six RBI on July 20 at Kansas City and also scored a career high four runs in the game...had a 21-game errorless streak at third base from June 29 to July 27 and, after making an error on July 28, he went another 21 games before his next error...had his first career four walk game on July 29 against Kansas City...made his first career appearance at first base on August 21 against Cleveland...had a 14-game hitting streak from August 4 to 19 and a 13-game hitting streak from September 10 to 30...reached base safely via hit or walk in each of his final 31 regular season games beginning on August 28...had his third career two homer game on August 30 at Baltimore and drove in eight runs, a new career high...hit his third career grand slam in the eighth...hit .370 in September with eight home runs and 26 RBI and was named American League Player of the Month...went 3 for 21 (.143) with a double in five starts at third base in the ALDS against New York.

Personal/Miscellaneous

Eric Cesar Chavez was signed by Ron Vaughn on August 27, 1996...graduated from Mount Carmel High School in 1996...was a two-time *Baseball America* High School All-America selection...was the only junior

on the 1995 squad after batting .537 with 9 HR, 35 RBI and 51 steals and then hit .458 his senior season with 11 HR, 24 RBI and 33 stolen bases...participated in the SAFER program, the Monte Carlo Classic to benefit Special Olympics, the Community Fund Golf Classic and the Holiday Fest for needy families in 2000.

LIFETIME PLAYING RECORD

Year	Club	AVG.	G	AB	R	H	2B	3B	HR	RBI	SH	SF	HP	BB	SO	SB	CS	SLG	OBP	E
1997	Visalia	.271	134	520	67	141	30	3	18	100	3	2	2	37	91	13	7	.444	.321	32
1998	Huntsville	.328	88	335	66	110	27	1	22	86	3	3	1	42	61	12	4	.612	.402	14
	Edmonton	.325	47	194	38	63	18	0	11	40	0	2	1	12	32	2	3	.588	.364	7
	OAKLAND	.311	16	45	6	14	4	1	0	6	0	0	0	3	5	1	1	.444	.354	0
1999	OAKLAND	.247	115	356	47	88	21	2	13	50	0	0	0	46	56	1	1	.427	.333	9
2000	OAKLAND	.277	153	501	89	139	23	4	26	86	0	5	1	62	94	2	2	.495	.355	18
2001	OAKLAND	.288	151	552	91	159	43	0	32	114	0	7	4	41	99	8	2	.540	.338	12
2002	OAKLAND	.275	153	585	87	161	31	3	34	109	0	2	1	65	119	8	3	.513	.348	17
M.L. Totals		.275	588	2039	320	561	122	10	105	365	0	14	6	217	373	20	9	.499	.344	56

CAREER TRANSACTIONS

1996 — Selected by the Oakland Athletics organization in the 1st round (10th selection overall) of the free agent draft, June 2.
 1999 — On disabled list, August 21 to September 19; included rehabilitation assignment to Vancouver, September 14 to 19.

DIVISION SERIES RECORD

Year	Club/Opp.	AVG.	G	AB	R	H	2B	3B	HR	RBI	SH	SF	HP	BB	SO	SB	CS	SLG	OBP	E
2000	OAK vs. NY	.333	5	21	4	7	3	0	0	4	0	0	0	0	5	0	0	.476	.333	0
2001	OAK vs. NY	.143	5	21	0	3	1	0	0	0	0	0	0	0	5	0	0	.190	.143	1
2002	OAK vs. MIN	.381	5	21	3	8	0	0	1	5	0	0	0	2	1	0	0	.524	.435	0
Totals		.286	15	63	7	18	4	0	1	9	0	0	0	2	11	0	0	.397	.308	1

VS. THE AMERICAN LEAGUE

2002 AVG.	AB	H	HR	RBI	CAREER vs. TEAM	AVG.	AB	H	HR	RBI
.231	65	15	5	10	Anaheim	.260	215	56	8	35
.258	31	8	2	6	Baltimore	.324	145	47	12	28
.333	33	11	1	5	Boston	.311	122	38	3	22
.200	35	7	1	7	Chicago	.298	104	31	5	22
.321	28	9	4	10	Cleveland	.267	131	35	8	22
.346	26	9	4	10	Detroit	.294	102	30	8	20
.270	37	10	0	5	Kansas City	.275	142	39	6	33
.406	32	13	1	6	Minnesota	.274	124	34	6	19
.162	37	6	2	3	New York	.270	122	33	7	16
—	0	0	0	0	Oakland	—	0	0	0	0
.258	66	17	5	12	Seattle	.261	203	53	14	40
.222	36	8	0	3	Tampa Bay	.309	110	34	5	23
.333	60	20	3	10	Texas	.256	207	53	9	33
.290	31	9	2	9	Toronto	.261	115	30	4	21

VS. THE NATIONAL LEAGUE

2002 AVG.	AB	H	HR	RBI	CAREER vs. TEAM	AVG.	AB	H	HR	RBI
—	0	0	0	0	Arizona	.200	20	4	1	4
.200	10	2	1	2	Cincinnati	.200	10	2	1	2
—	0	0	0	0	Colorado	.250	12	3	1	2
.273	11	3	0	0	Houston	.273	11	3	0	0
—	0	0	0	0	Los Angeles	.259	27	7	2	6
.333	12	4	1	2	Milwaukee	.333	12	4	1	2
.250	12	3	0	1	Pittsburgh	.250	12	3	0	1
—	0	0	0	0	San Diego	.214	28	6	0	2
.304	23	7	2	8	San Francisco	.246	65	16	4	12

MONTHLY BREAKDOWN

2002						CAREER					
AVG.	AB	H	HR	RBI		by MONTH	AVG.	AB	H	HR	RBI
.275	80	22	9	21		April	.263	327	86	16	51
.286	98	28	4	17		May	.264	341	90	13	48
.262	103	27	7	20		June	.255	326	83	19	65
.284	102	29	1	8		July	.276	294	81	13	47
.300	110	33	10	30		August	.307	374	115	25	81
.239	92	22	3	13		September	.279	344	96	17	66
—	0	0	0	0		October	.303	33	10	2	7

BATTING BREAKDOWN

2002						CAREER					
AVG.	AB	H	HR	RBI		by CATEGORY	AVG.	AB	H	HR	RBI
.267	285	76	17	60		Home	.276	975	269	54	173
.283	300	85	17	49		Road	.274	1064	292	51	192
.251	187	47	11	39		Day	.278	701	195	37	122
.286	398	114	23	70		Night	.274	1338	366	68	243
.276	540	149	34	105		Grass	.274	1851	507	102	338
.267	45	12	0	4		Turf	.287	188	54	3	27
.271	306	83	20	58		Pre-ASG	.256	1083	277	51	172
.280	279	78	14	51		Post-ASG	.297	956	284	54	193
.209	163	34	6	27		vs. LHP	.221	520	115	16	81
.301	422	127	28	82		vs. RHP	.294	1519	446	89	284
.311	167	52	7	71		RISP	.287	529	152	21	245
.409	22	9	1	21		Bases Loaded	.395	76	30	4	81
.000	2	0	0	0		PH	.273	33	9	0	7
.226	31	7	5	8		DH	.250	36	9	5	8

BALLPARK BREAKDOWN

	AVG.	AB	H	HR	RBI
Edison Field	.272	103	28	5	19
Camden Yards	.355	76	27	8	18
Fenway Park	.278	72	20	1	10
Comiskey Park	.240	50	12	3	11
Jacobs Field	.247	73	18	5	15
Tiger Stadium	.188	16	3	1	3
Comerica Park	.375	40	15	2	9
Kauffman Stadium	.317	82	26	4	21
Metrodome	.277	65	18	1	8
Yankee Stadium	.228	57	13	4	6
Network Associates Coliseum	.276	975	269	54	173
Kingdome	.417	12	5	0	2
Safeco Field	.269	93	25	5	19
Tropicana Field	.288	52	15	1	10
Ballpark in Arlington	.265	113	30	6	20
SkyDome	.271	59	16	1	7
Bank One Ballpark	.154	13	2	0	3
Cinergy Field	.200	10	2	1	2
Coors Field	.222	9	2	0	1
Dodger Stadium	.375	8	3	1	3
PNC Park	.250	12	3	0	1
Qualcomm Stadium	.176	17	3	0	2
3Com Park	.143	7	1	0	0
Pacific Bell Park	.200	25	5	2	2

FIELDING STATISTICS

First Base								
Year	Pct.	G	PO	A	E	TC	DP	
2001	—	1	0	0	0	0	0	
Totals	—	1	0	0	0	0	0	
Third Base								
Year	Pct.	G	PO	A	E	TC	DP	
1998	1.000	13	11	21	0	32	2	
1999	.961	105	69	155	9	233	13	
2000	.951	146	91	256	18	365	17	
2001	.972	149	100	321	12	433	27	
2002	.961	143	120	301	17	438	24	
Totals	.963	556	391	1054	56	1501	83	
Shortstop								
Year	Pct.	G	PO	A	E	TC	DP	
1999	—	2	0	0	0	0	0	
2000	1.000	2	1	0	0	1	0	
2001	—	1	0	0	0	0	0	
Totals	1.000	5	1	0	0	1	0	
Outfield								
Year	Pct.	G	PO	A	E	TC	DP	
2002	—	1	0	0	0	0	0	
Totals	—	1	0	0	0	0	0	

Chavez's Bests

Hits: 4 (three times), October 3, 2001 vs. Texas; July 20, 2001 at Kansas City; June 21, 2000 vs. Baltimore
Home Runs: 2 (seven times), August 19, 2002 at Cleveland; August 1, 2002 vs. Detroit; June 4, 2002 vs. Seattle; April 9, 2002 at Texas;
 August 30, 2001 at Baltimore; July 20, 2001 at Kansas City; April 26, 2001 at Chicago
Runs Batted In: 8, August 30, 2001 at Baltimore; 6, July 20, 2001 at Kansas City; 6, April 26, 2001 at Chicago; 5, August 19, 2002 at Cleveland; 5, April 14, 2000 at Boston
Hitting Streak: 15, May 27 to June 18, 2000
Career Grand Slams: 4, May 11, 2002 vs. Toronto; August 30, 2001 at Baltimore; April 14, 2000 at Boston; July 21, 1999 at Seattle



Justin Duchscherer 59

Right Handed Pitcher

Ht/Wt: 6-3 / 190

Bats/Throws: Right / Right

Birthdate: November 19, 1977

Opening Day Age: 25

Birthplace/Resides: Aberdeen, South Dakota / Colleyville, Texas

Major League Service: 30 days

Obtained: Acquired from the Texas Rangers for Luis Vizcaino, March 18, 2002

Contract Status: First year of a one-year contract through 2003.

2002 Highlights

Was limited to just 14 appearances in his first season in the A's organization as he spent three months of the season on the disabled list...was disabled from April 27 to June 30 and August 5 to September 9, both times with a strained lower back...was 2-4 with a 5.57 ERA in 14 games, 11 starts...recorded all of his decisions and posted a 6.00 ERA in his 11 starts, compared to a 3.00 ERA (3 er in 9.0 ip) in three relief appearances...tossed exactly 3.0 innings in each of his three relief appearances and five or more innings in just six of his 11 starts...opponents hit .283 but that jumped to .418 (23 for 55) with runners in scoring position and .571 (4 for 7) with the bases loaded...had a 3.58 ERA (13 er in 32.2 ip) and .234 (30 for 128) opponents batting average in innings one through three and a 7.71 ERA (26 er in 30.1 ip) and .331 (43 for 130) opponents batting average from the fourth inning on...was in the Texas Rangers camp during spring training but was optioned to Triple-A Oklahoma on March 11 before appearing in a spring game...was dealt to the A's on March 18 for Luis Vizcaino and opened the year at Triple-A Sacramento...made five starts in April before his first stint on the disabled list and was 0-2 with a 7.40 ERA (17 er in 20.2 ip)...the losses came on April 15 against Nashville when he allowed seven runs on eight hits in 3.0 innings and April 26 at Omaha when he yielded a season high eight runs on seven hits in 4.0 innings...made one start following his return from the disabled list on June 29 in the second game of a doubleheader at Portland (5.0 ip, 1 h, 1 r, 1 er, 1 bb, 3 so, 1 hr) but was moved to the bullpen following that outing...made three relief appearances from July 2 to 11 and was moved back into the starting rotation on July 15...went 2-2 with a 5.72 ERA (18 er in 28.1 ip) over his final five starts before finishing the season on the disabled list...picked up his first win of the season on July 15 against Tucson, striking out a season high seven in 6.0 innings...tossed a season high 7.0 innings in his other win on July 30 at Calgary (5 h, 2 r, 2 er, 2 bb, 6 so)...tossed just 3.1 innings in his final start on August 4 at Edmonton and allowed seven runs, five earned, on eight hits.

Career

1996—made his pro debut with the Gulf Coast Red Sox and was 0-2 with a save and a 3.13 ERA in 13 games, eight starts...went to Instructional League that fall. **1997**—went a combined 3-4 with a 3.15 ERA in 14 games, 12 starts with the Gulf Coast Red Sox and Michigan...fanned 78 in 68.2 innings...led the Gulf Coast squad in starts (8) and was second in strikeouts (59) before an August promotion to Michigan. **1998**—topped Michigan in starts (26)...worked the first six innings of a 3-0 shutout on August 29 vs. West Michigan...pitched for Delmarva in the Maryland Fall League (3-1, 2.05 ERA in six games) and also went to the Florida Instructional League. **1999**—combined to go 11-7 with a 3.35 ERA in 26 games with Augusta and Sarasota...was the Red Sox minor league pitcher of the month in April, going 2-0 with a 0.35 ERA in four starts at Augusta...earned South Atlantic League pitcher of the week honors, April 12-18...had allowed just one run in 41 innings in his six starts at Augusta when he was promoted to Sarasota on May 10...placed second on the Red Sox staff in strikeouts (105) and had the 2nd lowest ERA among team starters (4.49). **2000**—spent the entire season at Trenton, tying for third in the Eastern League in shutouts (2) and compiling the ninth lowest ERA (3.39)...had the league's fifth best ratios for fewest walks (2.13) and baserunners (10.99) per 9 innings...led the Thunder in starts (24), shutouts (2), innings (143.1), and strikeouts (126) and tied for first in wins (7) and complete games (2)...was selected as Trenton's pitcher of the year. **2001**—was 1-1 with an 8.71 ERA (10 er in 10.1 ip) in two starts and 0-0 with a 20.77 (10 er in 4.1 ip) in three relief appearances in two stints with the Rangers...was purchased from Tulsa on July 23 and made his major league debut in a start on July 25 (game 1) versus Baltimore...was a 6-5 winner (6.2

ip, 6 h, 4 r, 4 er, 1 bb, 5 so) to become just the second Texas pitcher in the last eight years to win a start in his first big league game...was optioned to Oklahoma between games of that doubleheader...was recalled by Texas on September 4 and had an 18.00 ERA (16 er in 8.0 ip) in four games...lost his only start on September 25 vs. Seattle (3.2 ip, 7 h, 6 r, 6 er, 1 bb, 3 so) and tied a club record by hitting three batters in that game...in three relief appearances, he stranded his only inherited runner and first batters were 1 for 3...opponents hit .353, including .375 (15 for 40) by lefthanded batters and .321 (9 for 28) by righthanders...sustained a badly bruised right shin after being hit by a grounder on October 4 in Seattle and did not pitch again...combined to go 13-6 with a 2.47 ERA (46 er in 167.2 ip) with 176 strikeouts in 25 starts for Trenton, Tulsa, and Oklahoma...set pro career highs for wins, innings, and strikeouts...held the opposition to a .218 (136 for 623) batting average...began the season with Boston's Trenton club and had the Eastern League's sixth lowest ERA (2.44) at the time of the trade...was promoted to Pawtucket on June 8 and was scheduled to make his first start on the day of his trade to Texas...was traded to the Texas organization on June 12 and went 4-0 with a 2.08 ERA in six starts at Tulsa...was sent to Oklahoma after his July 25 start in Texas...hurled an eight-hit complete game shutout, August 11 vs. Calgary...at the end of Rangers' season, he joined Peoria in the Arizona Fall League and was 1-0 with a 1.50 ERA (3 er in 18.0 ip) and 23 strikeouts in six starts.

Personal/Miscellaneous

Justin Craig Duchscherer...graduated from Coronado High School in Lubbock, Texas in 1996 where he played baseball, basketball, and tennis...also played Little League, Pony League, and Colt League baseball...was originally signed by Boston scout Luke Wrenn...his uncle, Baxter McAlister played minor league baseball in the Houston Astros organization...liked the Astros, Rangers, and Yankees as a youngster with his favorite player being Nolan Ryan.

LIFETIME PITCHING RECORD

Year	Club	W	L	ERA	G	GS	CG	SHO	SV	IP	H	R	ER	HR	HB	BB	IBB	SO	WP	BK
1996	GC Red Sox	0	2	3.13	13	8	0	0	1	54.2	52	26	19	0	3	14	0	45	4	6
1997	GC Red Sox	2	3	1.81	10	8	0	0	0	44.2	34	18	9	0	3	17	0	59	5	4
	Michigan	1	1	5.63	4	4	0	0	0	24.0	26	17	15	1	3	10	0	19	0	1
1998	Michigan	7	12	4.79	30	26	0	0	0	142.2	166	87	76	9	13	47	3	106	7	1
1999	Augusta	4	0	0.22	6	6	0	0	0	41.0	21	1	1	0	0	8	0	39	1	0
	Sarasota	7	7	4.49	20	18	0	0	0	112.1	101	62	56	14	12	30	0	105	5	0
2000	Trenton	7	9	3.39	24	24	2	2	0	143.1	134	59	54	7	6	35	1	126	6	1
2001	Trenton	6	3	2.44	12	12	1	1	0	73.2	49	25	20	6	5	14	1	69	0	0
	Tulsa	4	0	2.08	6	6	1	0	0	43.1	39	14	10	3	2	10	0	55	0	0
	TEXAS	1	1	12.27	5	2	0	0	0	14.2	24	20	20	5	4	4	0	11	1	0
	Oklahoma	3	3	2.84	7	7	1	1	0	50.2	48	20	16	6	4	10	0	52	0	0
2002	Sacramento	2	4	5.57	14	11	0	0	0	63.0	73	45	39	7	2	17	0	52	1	0
M.L. Totals		1	1	12.27	5	2	0	0	0	14.2	24	20	20	5	4	4	0	11	1	0

CAREER TRANSACTIONS

1996 — Selected by the Boston Red Sox organization in the 8th round of the free agent draft, June 4.

2001 — Traded to the Texas Rangers organization for catcher Doug Mirabeli, June 12.

2002 — Traded to the Oakland Athletics for Luis Vizcaino, March 18.

VS. THE AMERICAN LEAGUE

2002 ERA	W	L	SV	G	IP	H	HR	ER	SO	CAREER vs. TEAM	ERA	W	L	SV	G	IP	H	HR	ER	SO
—	0	0	0	0	0.0	0	0	0	0	Baltimore	5.40	1	0	0	1	6.2	6	2	4	5
—	0	0	0	0	0.0	0	0	0	0	Minnesota	22.50	0	0	0	1	2.0	6	2	5	1
—	0	0	0	0	0.0	0	0	0	0	Oakland	9.00	0	0	0	1	1.0	1	1	1	0
—	0	0	0	0	0.0	0	0	0	0	Seattle	18.00	0	1	0	2	5.0	11	0	10	5

MONTHLY BREAKDOWN

2002 ERA	W	L	SV	G	IP	H	HR	ER	SO	CAREER vs. TEAM	ERA	W	L	SV	G	IP	H	HR	ER	SO
—	0	0	0	0	0.0	0	0	0	0	July	5.40	1	0	0	1	6.2	6	2	4	5
—	0	0	0	0	0.0	0	0	0	0	September	17.47	0	1	0	2	5.2	13	2	11	4
—	0	0	0	0	0.0	0	0	0	0	October	19.29	0	0	0	2	2.1	5	1	5	2

PITCHING BREAKDOWN

2002		CAREER																		
ERA	W	L	SV	G	IP	H	HR	ER	SO	vs. TEAM	ERA	W	L	SV	G	IP	H	HR	ER	SO
—	0	0	0	0	0.0	0	0	0	0	Home	10.95	1	1	0	3	12.1	19	4	15	9
—	0	0	0	0	0.0	0	0	0	0	Road	19.29	0	0	0	2	2.1	5	1	5	2
—	0	0	0	0	0.0	0	0	0	0	Day	—	0	0	0	0	0.0	0	0	0	0
—	0	0	0	0	0.0	0	0	0	0	Night	12.27	1	1	0	5	14.2	24	5	20	11
—	0	0	0	0	0.0	0	0	0	0	Grass	12.27	1	1	0	5	14.2	24	5	20	11
—	0	0	0	0	0.0	0	0	0	0	Turf	—	0	0	0	0	0.0	0	0	0	0
—	0	0	0	0	0.0	0	0	0	0	Pre-ASG	—	0	0	0	0	0.0	0	0	0	0
—	0	0	0	0	0.0	0	0	0	0	Post-ASG	12.27	1	1	0	5	14.2	24	5	20	11
—	0	0	0	0	0.0	0	0	0	0	Starter	8.71	1	1	0	2	10.1	13	2	10	8
—	0	0	0	0	0.0	0	0	0	0	Reliever	20.77	0	0	0	3	4.1	11	3	10	3

BALLPARK BREAKDOWN

	ERA	W	L	S	G	IP	H	HR	ER	SO
Network Associates Coliseum	9.00	0	0	0	1	1.0	1	1	1	0
Safeco Field	27.00	0	0	0	1	1.1	4	0	4	2
The Ballpark In Arlington	10.95	1	1	0	3	12.1	19	4	15	9

FIELDING STATISTICS

Pitcher	Year	Pct.	G	PO	A	E	TC	DP
2001	1.000	5	1	0	0	1	0	0
Totals	1.000	5	1	0	0	1	0	0

Duchscherer's Bests

Low Hit Complete Game: None
Innings Pitched, Starter: 6.2, July 25, 2001 vs. Baltimore, G#1
Innings Pitched, Reliever: 2.0, September 5, 2001 vs. Minnesota
Strikeouts, Starter: 5, July 25, 2001 vs. Baltimore, G#1
Strikeouts, Reliever: 2, October 4, 2001 at Seattle
Longest Winning Streak: 1, July 25, 2001
Longest Losing Streak: 1, September 25, 2001 to present



Erubiel Durazo

44

Designated Hitter/Infielder

Ht/Wt: 6-3 / 240

Bats/Throws: Left / Left

Birthdate: January 23, 1975

Opening Day Age: 28

Birthplace/Resides: Hermosillo, Mexico / Hermosillo, Mexico

Major League Service: 3 years, 71 days

Obtained: Acquired from Arizona in a four-team, four-player trade in which the A's sent right handed pitcher Jason Arnold to Toronto, Toronto sent infielder Felipe Lopez to Cincinnati, and Cincinnati sent right handed pitcher Elmer Dessens to Arizona, December 15, 2002. Arizona also received cash considerations from each of the other three teams.

Contract Status: First year of a one-year contract through 2003.

2002 Highlights

Entered spring training with the opportunity to establish himself as an everyday big league first baseman, but injuries impeded his progress...fractured his right hamate bone in a March 20 exhibition game in Tucson which required surgical repair two days later by team hand specialist Dr. Don Sheridan...the injury kept him out of a big league uniform for six and one-half weeks, before joining the Diamondbacks on May 16...went 1 for 4 in his first game back...then he destroyed the club RBI record the next night against Philadelphia on May 17, going 4 for 5 with three home runs and nine RBI, three more RBI than any previous D'Back had driven in...matched the team mark for home runs in a game...the nine RBI were the most in a major league game since May 10, 1999, when Boston's Nomar Garciaparra knocked in 10 against Seattle...the three-homer affair for Durazo was the first of three consecutive games in which he went deep...in his first four games back in action, he was 7 for 15 with all seven hits going for extra bases (two doubles and five home runs)...the rollercoaster ride then began as he went into a 0 for 18 spell that lowered his season mark to .212 after play on June 1, but he immediately picked it back up by going 12 for 34 (.353) over his next nine games...once

again his numbers declined, going just 3 for 25 (.120) over his next 12 games before succumbing to his second disabling injury of the year...went on the shelf on July 1 with a right oblique strain...returned to the lineup on July 27, homering in his first game back off of San Diego's Brian Lawrence to start a stretch in which he knocked in seven runs in his first four games back...after a 0 for 4 on August 1 in Montreal, he hit a pair of home runs to dead centerfield in the first game of a doubleheader on August 3 at New York...continued to provide key home runs while the Diamondbacks were in their stretch of going 13-2 from August 3-17 to pad the division lead...included were a pair of firsts among his game-winning blows...the first "first" was on August 9 at home when he hit a pair of solo homers to beat the Marlins, 2-1, with his second home run of the night the first walk-off shot of his career...just eight days later on August 17 in Wrigley Field, Durazo hit the first grand slam of his young career, taking Kyle Farnsworth into the basket in center to break a 2-2 tie in the ninth...the grand slam was his 15th home run in just 142 at bats on the year, a 9.5 per at bat ratio, but then his power numbers tailed off as the season wound down...he fell into a stretch in which he hit only one home run over his last 80 at bats, a solo shot off of San Diego's Brett Tomko on September 9...the Diamondbacks posted a 12-0 record in games in which he homered...appeared in two NLDS games against St. Louis and was 0 for 4 with a walk and a strikeout...hit .357 (20 for 56) with two home runs, 14 RBI, 14 walks and a .486 on-base percentage in 16 games with Hermosillo in the Mexican Pacific Winter League.

Career

1997—played for Monterrey in the Mexican Pacific League and hit .282 with eight home runs and 61 RBI in 110 games. **1998**—spent his second consecutive season with Monterrey and hit .350 with 19 home runs and 98 RBI in 119 games...finished ninth in the league in batting. **1999**—hit a combined .404 in 94 games at Double-A El Paso and Triple-A Tucson before he was called up by Arizona on July 25...had three hits in his first major league start on July 28 in San Diego, collecting his first hit off of Brian Boehringer...kept himself in the lineup with a .350 beginning, going 21 for 60 through his first 22 games with five home runs and nine RBI...his first big league homer was in Philadelphia on August 7, a 446-foot shot to center off of Curt Schilling...from August 18 to September 14, he hit 10 home runs over a 22-game span, encompassing 77 at bats for a ratio of 1 in every 7.7 at bats...his first career multi-homer game gave Arizona a 5-4 win in Atlanta on September 4, taking John Smoltz deep twice...finished the regular season hitting .400 (22 for 55) over his last 19 games, including his lone pinch-hit homer, a two-run blast in Milwaukee off Rafael Roque on September 9...appeared in a pair of games vs. the Mets in the NLDS, starting at first base in games #1 and #3...homered in his second post-season at bat, a solo blast in the opening game at Bank One Ballpark off of New York's Masato Yoshii...defensively, he appeared in 44 major league games at first base, handling all 344 chances without an error...was tabbed the team Rookie of the Year by the Arizona Chapter of the BBWAA...his first taste of pro baseball in the U.S. was with El Paso and he hit .403 in 64 games with 14 homers and 55 RBI...was promoted to Tucson on June 19 where he hit .407 (48 for 118) in 30 games with 10 homers and 28 RBI...his combined minor league average of .404 totaled enough plate appearances to qualify him as the first player to hit .400 in the minors since Aaron Pointer (.401) of the Houston (Colt 45's) Astro organization in 1961...also led all minor league players with a .703 slugging percentage...he twice earned Organizational Player of the Month honors, hitting .489 with 10 homers and 33 RBI for El Paso in May and a combined .387 performance with nine home runs and 23 RBI with El Paso and Tucson in June. **2000**—had a right wrist injury in spring training that haunted him all year...he was disabled from May 30 to June 24 due to a surgical procedure, returned for three games then went back on the D.L. on June 29...hit .225 (9 for 40) after returning and was optioned to Triple-A on August 1...hit .387 in 10 games at Tucson and was recalled on August 11, but appeared in just five games after his recall before succumbing to another wrist operation on August 24...both surgical procedures were performed by Dr. Donald Sheridan...opened the year 2 for 17 (.118) but broke out of the slump with a two-homer game to spoil San Diego's home opener on April 10, knocking in four...he hit .412 (7 for 17) on the team's initial road trip through San Diego and San Francisco...had a career-high 10-game hitting streak from April 23-May 7, hitting .412 (14 for 34)...played for Hermosillo in the Mexican Pacific League during the winter...went to the Caribbean World Series, where his club lost in the finals to the Dominican Republic yet he was named series MVP, hitting .455 (10 for 22) with a double, three homers and six RBI in six games. **2001**—started and finished strong, but a concussion and sore back contributed to a mid-season slide that included a stint on the disabled list, his second straight season interrupted by injury...was optioned to Triple-A Tucson in the final days of spring training but was recalled to the big league club on Opening Day when Danny Klassen was disabled...didn't waste any time displaying his

power, hitting the first of his five pinch homers on April 5 off the Dodgers' Andy Ashby...just 10 days later on April 15 in Colorado he delivered a two-run, ninth inning pinch blast off of Jose Jimenez that sent the game to extra innings, though the D'Backs eventually lost a 10-7 decision...on April 17 he hit his third homer in seven pinch at bats with a solo shot in St. Louis off of Bobby Bonilla...delivered his fourth pinch homer in his first nine at bats on April 26 at home off of Atlanta's Matt Whiteside...then hit his fifth and what proved to be his final pinch homer of the regular season on May 20 in Wrigley Field off Tom Gordon...delivered an 18th inning double to end the longest game in Arizona history, a five hour and 53 minute, 1-0 victory on May 29 at San Francisco...was involved in a collision with Terry Shumpert who was covering home plate as part of a rundown play on June 24 at Colorado...suffered a Grade 2 concussion that sidelined him for a week, but impacted his numbers for the remainder of the regular season...was placed on the 15-day disabled list on August 17 with a lower back strain and did not return until September 1...all told, his pinch hit double on June 3 was the last pinch hit he registered until September 25, going 0 for 20 between pinch hits...made a pair of starts in right field in the early going on April 16 in St. Louis and May 7 against Cincinnati...was used sparingly in the early portion of the post-season as he had made only two pinch hit appearances entering Game #5 of the NLCS...pinch hit after Mark Grace strained his right hamstring and hit a two-out, two-run homer off Tom Glavine to snap a 1-1 tie and lead the Diamondbacks to the National League crown...went 4 for 11 with a double and a RBI in the World Series against New York, including 4 for 10 in three starts at designated hitter in Game 3, 4 and 5...played for Hermosillo during the winter in the Mexican Pacific League, hitting .328 with 2 homers and 12 RBI in 19 games for the Orange Growers.

Personal/Miscellaneous

Erubiel Durazo Cardenas...attended Tucson's Amphitheater High School and Pima Community College...returned to his native Mexico undrafted, signing to play for the Monterrey Sultans in the Mexican League, earning both summer and winter Rookie of the Year honors...signed by the Diamondback at the urging of Derek Bryant, then the director of player personnel for Hermosillo and formerly a manager in Arizona's minor league system.

LIFETIME PLAYING RECORD

Year	Club	AVG.	G	AB	R	H	2B	3B	HR	RBI	SH	SF	HP	BB	SO	SB	CS	SLG	OBP	E
1997	Monterrey	.282	110	358	47	101	21	10	8	61	0	4	1	52	43	3	7	.464	.371	3
1998	Monterrey	.350	119	420	84	147	32	2	19	98	1	2	5	99	71	4	3	.571	.477	0
1999	El Paso	.403	64	226	53	91	18	3	14	55	0	3	2	44	37	2	1	.695	.498	10
	Tucson	.407	30	118	27	48	7	0	10	28	0	1	1	14	18	1	0	.720	.470	1
	ARIZONA	.329	52	155	31	51	4	2	11	30	0	3	1	26	43	1	1	.594	.422	0
2000	ARIZONA	.265	67	196	35	52	11	0	8	33	0	2	1	34	43	1	0	.444	.373	5
	Tucson	.419	13	43	9	18	6	0	3	10	0	0	0	6	7	0	0	.767	.490	3
	Arizona (Rookie)	.600	2	5	2	3	0	0	1	2	0	0	0	1	0	0	0	1.200	.667	0
2001	ARIZONA	.269	92	175	34	47	11	0	12	38	0	2	2	28	49	0	0	.537	.372	2
	Tucson	.273	3	11	3	3	0	0	1	1	0	0	0	1	3	0	0	.545	.333	0
2002	El Paso	.500	5	14	5	7	3	0	2	7	0	0	0	4	1	0	0	1.143	.611	0
	ARIZONA	.261	76	222	46	58	12	2	16	48	0	3	2	49	60	0	1	.550	.395	7
	Tucson	.318	7	22	5	7	2	1	1	3	0	0	1	0	2	0	0	.636	.348	1
M.L. Totals		.278	287	748	146	208	38	4	47	149	0	10	6	137	195	2	2	.528	.390	14

CAREER TRANSACTIONS

- 1997** — Signed by Monterrey of the Mexican League.
1998 — Sold to the Arizona Diamondbacks organization, December 16.
2000 — On disabled list, May 30 to June 24; included rehabilitation assignment to Tucson, June 20 to 24. On disabled list, June 27 to July 13; included rehabilitation assignments to Tucson, July 8 to 9, and Arizona League Diamondbacks, July 9 to 13. On disabled list, August 20 to end of season.
2001 — On disabled list, August 15 to September 1; included rehabilitation assignment to Tucson, August 28 to September 1.
2002 — On disabled list, March 22 to May 16; included rehabilitation assignment to Tucson, May 10 to 16. On disabled list, June 30 to July 27; included rehabilitation assignment to El Paso, July 20 to 27. Traded to the Oakland Athletics in a four-team, four-player trade in which the A's sent at PTBNL to Toronto (pitcher Jason Arnold on December 16), Toronto sent infielder Felipe Lopez to Cincinnati, and Cincinnati sent pitcher Elmer Dessens to Arizona, December 15. Arizona also received cash considerations from each of the other three teams.

DIVISION SERIES RECORD

Year	Club/Opp.	AVG.	G	AB	R	H	2B	3B	HR	RBI	SH	SF	HP	BB	SO	SB	CS	SLG	OBP	E
1999	ARI vs. NY	.143	2	7	1	1	0	0	1	1	0	0	0	1	0	0	0	.571	.250	0
2001	ARI vs. STL	.000	1	1	0	0	0	0	0	0	0	0	0	0	0	0	0	.000	.000	0
2002	ARI vs. STL	.000	2	4	0	0	0	0	0	0	0	0	0	1	1	0	0	.000	.200	0
Totals		.083	5	12	1	1	0	0	1	1	0	0	0	2	1	0	0	.333	.214	0

LEAGUE CHAMPIONSHIP SERIES RECORD

Year	Club/Opp.	AVG.	G	AB	R	H	2B	3B	HR	RBI	SH	SF	HP	BB	SO	SB	CS	SLG	OBP	E
2001	ARI vs. ATL	.333	2	3	1	1	0	0	1	2	0	0	0	0	1	0	0	1.333	.333	0

WORLD SERIES RECORD

Year	Club/Opp.	AVG.	G	AB	R	H	2B	3B	HR	RBI	SH	SF	HP	BB	SO	SB	CS	SLG	OBP	E
2001	ARI vs. NY	.364	4	11	0	4	1	0	0	1	0	0	0	3	4	0	0	.455	.500	0

VS. THE AMERICAN LEAGUE

2002	CAREER									
AVG.	AB	H	HR	RBI	vs. TEAM	AVG.	AB	H	HR	RBI
—	0	0	0	0	Anaheim	.250	4	1	0	0
.333	6	2	1	4	Baltimore	.333	6	2	1	4
.308	13	4	1	1	Boston	.308	13	4	1	1
—	0	0	0	0	Chicago	—	0	0	0	0
.000	2	0	0	0	Cleveland	.000	2	0	0	0
.000	7	0	0	0	Detroit	.176	17	3	1	2
—	0	0	0	0	Kansas City	.300	10	3	1	4
—	0	0	0	0	Minnesota	—	0	0	0	0
.308	13	4	0	0	New York	.308	13	4	0	0
—	0	0	0	0	Oakland	.000	2	0	0	0
—	0	0	0	0	Seattle	.273	11	3	0	2
—	0	0	0	0	Tampa Bay	—	0	0	0	0
—	0	0	0	0	Texas	.250	4	1	0	0
.167	6	1	0	1	Toronto	.167	6	1	0	1

VS. THE NATIONAL LEAGUE

2002	CAREER									
AVG.	AB	H	HR	RBI	vs. TEAM	AVG.	AB	H	HR	RBI
—	0	0	0	0	Arizona	—	0	0	0	0
.455	11	5	0	3	Atlanta	.348	23	8	3	8
.375	8	3	1	5	Chicago	.409	44	18	3	13
.235	17	4	1	2	Cincinnati	.265	34	9	2	3
.143	7	1	0	2	Colorado	.263	57	15	2	12
.500	6	3	2	2	Florida	.250	44	11	4	9
.333	12	4	1	2	Houston	.267	15	4	1	2
.071	28	2	0	1	Los Angeles	.172	64	11	3	10
.400	5	2	0	0	Milwaukee	.432	44	19	3	11
.125	8	1	0	2	Montreal	.200	30	6	1	4
.200	10	2	2	4	New York	.188	32	6	2	6
.545	11	6	4	11	Philadelphia	.375	48	18	6	17
—	0	0	0	0	Pittsburgh	.256	39	10	3	6
.250	8	2	0	0	St. Louis	.206	34	7	1	5
.421	19	8	2	6	San Diego	.313	83	26	7	18
.160	25	4	1	2	San Francisco	.261	69	18	2	11

MONTHLY BREAKDOWN

2002					CAREER					
AVG.	AB	H	HR	RBI	by MONTH	AVG.	AB	H	HR	RBI
—	0	0	0	0	April	.348	92	32	8	23
.241	29	7	5	13	May	.237	131	31	9	31
.238	63	15	3	8	June	.244	131	32	8	26
.500	10	5	1	7	July	.278	90	25	3	15
.279	68	19	6	16	August	.266	158	42	12	28
.231	52	12	1	4	September	.304	138	42	6	23
—	0	0	0	0	October	.500	8	4	1	3

BATTING BREAKDOWN

2002					CAREER					
AVG.	AB	H	HR	RBI	by CATEGORY	AVG.	AB	H	HR	RBI
.283	120	34	11	33	Home	.281	385	108	22	78
.235	102	24	5	15	Road	.275	363	100	25	71
.256	78	20	5	19	Day	.293	246	72	19	59
.264	144	38	11	29	Night	.271	502	136	28	90
.266	214	57	16	46	Grass	.276	688	190	43	139
.125	8	1	0	2	Turf	.300	60	18	4	10
.239	92	22	8	21	Pre-ASG	.265	358	95	25	80
.277	130	36	8	27	Post-ASG	.290	390	113	22	69
.167	54	9	2	5	vs. LHP	.206	126	26	5	16
.292	168	49	14	43	vs. RHP	.293	622	182	42	133
.214	70	15	4	29	RISP	.264	212	56	14	100
.333	9	3	1	12	Bases Loaded	.409	22	9	1	25
.133	15	2	0	1	PH	.221	77	17	6	20
.300	20	6	1	1	DH	.293	41	12	2	6

BALLPARK BREAKDOWN

	AVG.	AB	H	HR	RBI
Edison Field	.250	4	1	0	0
Fenway Park	.308	13	4	1	1
Jacobs Field	.000	2	0	0	0
Kauffman Stadium	.300	10	3	1	4
Yankee Stadium	.308	13	4	0	0
Safeco Field	.286	7	2	0	1
Bank One Ballpark	.281	385	108	22	78
Turner Field	.250	8	2	2	3
Wrigley Field	.500	14	7	2	9
Cinergy Field	.368	19	7	2	2
Coors Field	.250	28	7	1	7
Pro Player Stadium	.160	25	4	2	4
Minute Maid Park	.000	5	0	0	0
Dodger Stadium	.261	23	6	1	2
County Stadium	.353	17	6	2	5
Miller Park	.667	3	2	1	2
Olympic Stadium	.235	17	4	0	3
Shea Stadium	.190	21	4	2	5
Veterans Stadium	.368	19	7	2	5
Three Rivers Stadium	.250	16	4	1	1
Busch Stadium	.200	20	4	1	3
Qualcomm Stadium	.238	42	10	4	8
3Com Park	.500	6	3	0	3
Pacific Bell Park	.290	31	9	0	3

FIELDING STATISTICS

First Base								
Year	Pct.	G	PO	A	E	TC	DP	
1999	1.000	44	324	20	0	344	25	
2000	.989	60	422	23	5	450	36	
2001	.993	38	248	17	2	267	22	
2002	.984	56	409	26	7	442	29	
Totals	.991	198	1403	86	14	1503	112	

Outfield								
Year	Pct.	G	PO	A	E	TC	DP	
2001	1.000	2	4	1	0	5	0	
2002	1.000	2	3	0	0	3	0	
Totals	1.000	4	7	1	0	8	0	

Durazo's Bests

Hits: 4, May 17, 2002 vs. Philadelphia
Home Runs: 3, May 17, 2002 vs. Philadelphia; 2 (four times), August 9, 2002 vs. Florida; August 3, 2002 at New York (Game #1); April 10, 2000 at San Diego; September 4, 1999 at Atlanta
Runs Batted In: 9, May 17, 2002 vs. Philadelphia; 4 (three times), last: August 17, 2002 at Chicago
Hitting Streak: 10, April 23 to May 7, 2000
Career Grand Slams: 1, August 17, 2002 at Chicago



Jermaine Dye 24

Outfielder

Ht/Wt: 6-5 / 220

Birthdate: January 28, 1974

Birthplace/Resides: Vacaville, California / Phoenix, Arizona

Major League Service: 6 years, 84 days

Obtained: Acquired from Kansas City in a three-team trade in which Colorado sent infielder Neifi Perez to Kansas City and Oakland sent three minor leaguers: outfielder Mario Encarnacion, infielder Jose Ortiz and left handed pitcher Todd Bellitz to Colorado, July 25, 2001.

Contract Status: Second year of a three-year contract through 2004 with a mutual option for 2005.

Bats/Throws: Right / Right

Opening Day Age: 29

2002 Highlights

Began the season on the disabled list as he continued to rehab his fractured left tibia from the 2001 ALDS and did not get on track offensively until after the All-Star Break...hit .241 with six home runs and 33 RBI in 61 games before the break and .261 with 18 home runs and 53 RBI in 70 games after the break...batted .252 for the season with 24 home runs and 86 RBI...reached the 20 home run plateau for the fourth consecutive season but had his string of three straight 100 RBI seasons come to end after missing the first 22 games of the season...played in just 131 games after playing at least 157 games in each of the three previous seasons...had 52 walks and ranked fourth in the American League with an average of 4.12 pitches per plate appearance...batted .262 (102 for 389) with 23 of his 24 home runs and 81 of his 86 RBI against right handed pitching compared to .212 (21 for 99) against left handers...the lone home run off a left hander came on August 16 against Chicago's Mark Buehrle, his first home run off a left hander since October 6, 2001 off the Angels Scott Schoeneweis...the A's were 17-6 in games in which he homered and are now 29-7 (.806) when he homers since he joined the A's following a July 25, 2001 trade...nine of his home runs put the A's ahead and 14 of his 37 career homers in an A's uniform have given Oakland the lead...batted .218 (12 for 55) with runners in scoring position and two outs and now has a .225 (89 for 395) career average with RISP and two outs...hit .278 (95 for 342) with 22 of his home runs in the first six innings and .192 (28 for 146) from the seventh inning on...now has a .299 (624 for 2090) career average in innings one through six and .240 (234 for 975) from the seventh inning on...made a team leading 109 starts in right field but was also 16 for 71 (.225) with a home run and five RBI in 19 starts at designated hitter...made 35 starts in the four spot, 63 in the five spot and 30 batting sixth...hit best in the number five spot where he batted .267 (64 for 240) with 14 home runs and 49 RBI...did not have an assist until throwing out Scott Spiezio attempting to score from first on a double on September 18 against Anaheim...finished the season with two assists after picking up at least 10 assists in each of the previous three seasons...that ties the Oakland record for fewest assists by an outfielder with at least 100 games played (seventh time, last by Ryan Christenson and Terrence Long in 2000)...did not play in any spring training games and opened the season on the disabled list...was sent to Triple-A Sacramento on April 16 to begin a rehab assignment and went 3 for 16 (.188) with two doubles, two walks and one RBI in four games...transferred to Single-A Modesto on April 23 and was 4 for 8 (.500) with three doubles and two RBI in two games before he was activated from the D.L. on April 26...hit safely in 12 of his first 14 games (15 for 53, .283) through May 12 but then batted .195 (15 for 77) over a 21-game stretch through June 5...then hit .370 (17 for 46) with 14 RBI and seven multiple hit games over a 12-game stretch from June 6 to 20...had three four RBI games during the streak, including back-to-back games on June 10 and 11 against Milwaukee when he also homered in consecutive games...had a career long 0 for 22 streak from June 25 to July 1...had three three-hit games over a four-game span from July 13-16...homered in three of four games from July 14-17...hit .250 or lower in each of the first four months of the season before batting .282 with six home runs and 24 RBI in 27 games in August...average had dropped to the .239 mark on August 2 but he hit .325 (26 for 80) with 21 RBI over a 21 game span from August 4 to 26, bringing his average to the .257 mark...then hit .234 (25 for 107) over his final 28 games to finish the year at .252...recorded his 500th career RBI with a fourth inning solo home run on September 18 against Anaheim...had his lone two homer game of the season on September 22 against Texas, the eighth two-homer game of this career...hit his fourth career grand slam in the final game of the season on September 29 at Texas...then batted .400 (8 for 20) in the Division Series against Minnesota and hit safely in all five games.

Career

1993—began his professional career in the Gulf Coast League...ranked eighth on *Baseball America's* Top 10 GCL Prospects List. **1994**—was given the Hank Aaron Award by the Braves for Most Outstanding Minor League Player in the organization...placed fourth in the South Atlantic League with a .298 average...led the SAL in doubles (41) and extra base hits (57)...finished second in RBI (98) and total bases (239) and tied for second in hits (151)...his 22 assists led all SAL outfielders...selected to the SAL All-Star team...named the league's fourth best prospect by *Baseball America*. **1995**—rated the third best prospect in the Southern League by *Baseball America*...led the league's outfielders with 22 assists...named S.L. Player of the Week, April 17-23...named to the league's mid-season and post-season all-star teams. **1996**—made his major league debut with Atlanta as he was recalled from Triple-A Richmond on May 16...homed off Cincinnati's Marcus Moore in his first swing of the bat on May 17, becoming the first Brave since Milwaukee's Chuck Tanner in 1955 to homer in his first major league at bat...held to two hits in the Division Series vs. Los Angeles, including a solo homer in the seventh inning of Game 2 which snapped a 2-2 tie and lifted the Braves to a 3-2 victory...hit .214 in the NLCS against St. Louis with a double and four RBI...after an 0 for 11 start, he batted .353 over the final four games of the series...limited to two singles in 17 at bats in the World Series with one RBI. **1997**—posted a .236 batting average, seven home runs and 22 RBI in just 75 games in an injury plagued season, his first in the American League...went on the 15-day disabled list on April 17 with a possible fracture in his left foot...activated from the D.L. on May 3...belted his first A.L. home run off the Yankees' Jim Mecir on May 4...optioned to Triple-A Omaha on May 18 and was recalled on June 17...recorded a career high four hits at Chicago's Wrigley Field on June 30...doubled, homered and drove in two in the contest...placed on the 15-day D.L. from July 3 to August 13 with a strained right quadricep...doubled twice, homered and drove in five runs on August 30 against St. Louis. **1998**—battled injuries for much of the season which limited him to 60 games with Kansas City and another 41 games at Triple-A Omaha...optioned to Omaha on March 23 but that assignment was later rescinded and he opened the season on the disabled list with a strained left quadricep...reinstated on May 8...belted a game-tying ninth inning home run at Texas off John Wetteland on May 22 in a 16 pitch at bat...it snapped a string of 25 consecutive successful save situations for Wetteland...optioned to Omaha June 29...recalled by Kansas City, August 11...tore cartilage in his right knee on August 31 while getting into his car...placed on the 60-day Disabled List on September 1...underwent season-ending arthroscopic surgery. **1999**—enjoyed a breakthrough season, establishing career highs in nearly every offensive category en route to Royals Player of the Year honors...led the team in both home runs (27) and RBI (119)...tied for the American League lead with Baltimore's Albert Belle with 17 outfield assists...established a club record in the process, topping the previous mark of 15 set by Amos Otis in 1970...ranked among the A.L. top 10 in doubles (t-2nd, 44), triples (t-5th, 8), RBI (9th, 119) and extra base hits (4th, 79)...tied a club record for most RBI in a month with 32 in July (John Mayberry, July, 1975)...reached the plateau with a five RBI game at Texas on July 31...named the Royals Player of the Month for April, hitting .278 with six home runs and 20 RBI...connected for two home runs in a game on four occasions: at Cleveland on July 2 and 4, vs. Boston on August 9 and vs. Anaheim in the first game of the doubleheader on September 14...had three four-hit games: at Chicago (AL) on April 10, vs. Seattle on May 23 and at Cleveland on July 4...went 25 for 52 (.481) during a 13-game hitting streak from May 11 to 25...named the American League's Player of the Week for May 17-23 when he led the league with a .652 average and .692 on-base percentage after posting six straight multi-hit games...collected two hits in an inning on June 26 vs. Cleveland...notched a career high six RBI at Cleveland on July 4...stroked a game winning home run in the bottom of the 10th inning on July 25 vs. Oakland...hit nine home runs in July...fielded at a .984 percentage with six errors in the outfield...his six double plays led American League outfielders. **2000**—set new career highs in batting (.321), hits (193) and home runs (33)...earned his first Gold Glove Award, becoming just the eighth player in Royals history to receive the award...the first since 1989 when catcher Bob Boone and pitcher Bret Saberhagen were honored...became the first Royal elected to the American League All-Star team since Bo Jackson in 1989...started in right field in the July 11 game at Atlanta...finished second among A.L. outfielders with 1,486,448 votes...only New York's Bernie Williams had more (1,568,209)...led the Royals in total bases (337) and extra base hits (76)...led Royals outfielders with 11 assists...led the Royals with two grand slams, both off Ryan Rupe of Tampa Bay (April 26 in Kansas City, September 1 at Tampa Bay)...hit two home runs in a game on three separate occasions: vs. Tampa Bay on April 26, at Chicago (A.L.) on July 25 and vs. Baltimore on August 12...matched his career high with four hits on April 25 vs. Tampa Bay and again at Tampa Bay

on September 1...tied a club record by homering in four straight games from April 22 to 26 and did it again, June 2 to 5...homered in six of seven games (seven home runs total) from April 19 to 26...became the first player in major league history to tally double figures in both doubles and home runs before May 1...established club records for home runs (11) and RBI (28) in the month of April...named American League Player of the Week for the week of April 24-30 when he hit .524 with four doubles, three home runs, seven runs and 11 RBI...named Royals and American League Player of the Month for April...hit .388 with 12 doubles, 11 home runs and 28 RBI in 25 games...led the A.L. in doubles, home runs, total bases, slugging percentage and extra base hits in the month...set a club record with the most home runs through June with 20...hit his 22nd home run on July 8 at Houston to break Bo Jackson's club mark for the most homers before the All-Star Break (21 in 1989)...tied his career high with six RBI on August 12 against Baltimore...became the ninth player in Royals history to hit 30 home runs in a season when he connected for a solo blast off Baltimore's Sydney Ponson on August 20...reached the 30 home run plateau earlier than any players in Royals history. **2001**—was acquired by the A's from Kansas City on July 25 as part of a three-team, five-player trade that also included Colorado... was hitting .272 with 13 HR and 47 RBI in 97 games with the Royals at the time of the trade and then batted .297 with 13 HR and 59 RBI in 61 games with the A's...his average of 0.967 RBI per game is the best in Oakland history among players with 50 or more games...Oakland posted a 48-14 (.774) record following his acquisition...combined for 106 RBI with the A's and Royals, his third consecutive 100-RBI season...batted fifth in his first two games with the A's but was moved to the four spot on July 27 and started 59 of the A's final 60 games batting clean-up...hit .302 (68 for 225) with 13 home runs and 59 RBI as the A's number four hitter...the A's other clean-up hitters batted a combined .208 with 10 home runs and 48 RBI...including Kansas City, he hit .289 (131 for 454) with 21 home runs and 90 RBI when batting fourth...nine of his 13 home runs with the A's came with men on base (4 two-run and 5 three-run), eight came in the Coliseum and five gave the A's the lead...the A's were 12-1 in games in which he homered...made 61 starts for the A's, all in right field and led A's outfielders with seven assists...had five with Kansas City and ranked tied for fifth among American League outfielders with 12 for the season...ranked fourth in the A.L. in sacrifice flies (11)...was 5 for 14 (.357) with the bases loaded but hit .226 (19 for 84) with runners in scoring position and two outs...hit .303 (131 for 432) over the first six innings but .228 (38 for 167) from the seventh inning on...hit his 100th career home run on August 4 at Detroit, a two-run shot off Steve Sparks...batted .330 in August with seven home runs and 32 RBI...the home runs and RBI were his best for any month in 2001 and the RBI total equaled the best one-month total of his career (July, 1999)...led the league in RBI in August and was named American League Player of the Month for his efforts...it was the second time he won the award in his career as he was honored with Kansas City in April, 2000...had a career and A's season high 16-game hitting streak from August 25 to September 18 (21 for 64, .328)...homered in three consecutive games, September 5-8...that was the fourth time in his career he has homered in at least three straight games, including a pair of four-game streaks in 2000...hit .231 with two doubles in four ALDS games against New York before fracturing his left tibia in the third inning of Game 4 in Oakland after fouling an Orlando Hernandez pitch off his leg...signed a three-year contract through 2004 with a club option for 2005 on January 17, 2002.

Personal/Miscellaneous

Jermaine Trevell Dye...graduated from Will C. Wood High School in Vacaville (CA) in 1992...played basketball, baseball and football...attended Cosumnes River Community College (CA) where he pitched more than played outfield...worked with the Reviving Baseball in the Inner-City (RBI) program...donated \$50 to the RBI program for every run batted in he collected during the 2000 season...also served as a spokesperson for the One for the Community Program, which raises more than \$1 million each year for Kansas City area schools...is married to Tricia...has one son, Jalen (10/14/00).

LIFETIME PLAYING RECORD

Year	Club	AVG.	G	AB	R	H	2B	3B	HR	RBI	SH	SF	HP	BB	SO	SB	CS	SLG	OBP	E
1993	GC Braves	.347	31	124	17	43	14	0	0	27	0	1	5	5	13	5	0	.460	.393	3
	Danville	.277	25	94	6	26	6	1	2	12	0	2	0	8	10	4	1	.426	.327	2
1994	Macon	.298	135	506	73	151	41	1	15	98	0	8	8	33	82	19	10	.472	.346	9
1995	Greenville	.285	104	403	50	115	26	4	15	71	2	4	1	27	74	4	8	.481	.329	5
1996	Richmond	.232	36	142	25	33	7	1	6	19	0	0	1	5	25	3	0	.423	.264	4
	ATLANTA	.281	98	292	32	82	16	0	12	37	0	3	3	8	67	1	4	.459	.304	8
1997	KANSAS CITY	.236	75	263	26	62	14	0	7	22	1	1	1	17	51	2	1	.369	.284	6
	Omaha	.306	39	144	21	44	6	0	10	25	0	1	1	9	25	0	2	.556	.348	0
1998	KANSAS CITY	.234	60	214	24	50	5	1	5	23	0	4	1	11	46	2	2	.336	.270	2
	Omaha	.299	41	157	29	47	6	0	12	35	1	2	1	19	29	7	0	.567	.374	1
1999	KANSAS CITY	.294	158	608	96	179	44	8	27	119	0	6	1	58	119	2	3	.526	.354	6
2000	KANSAS CITY	.321	157	601	107	193	41	2	33	118	0	6	3	69	99	0	1	.561	.390	7
2001	KANSAS CITY	.272	97	367	50	100	14	0	13	47	1	6	6	30	68	7	1	.417	.333	3
	OAKLAND	.297	61	232	41	69	17	1	13	59	0	5	1	27	44	2	0	.547	.366	3
2002	Modesto	.500	2	8	1	4	3	0	0	2	0	0	0	0	0	0	0	.875	.500	0
	Sacramento	.188	4	16	3	3	2	0	0	1	0	0	0	2	2	0	0	.313	.278	0
	OAKLAND	.252	131	488	74	123	27	1	24	86	0	5	10	52	108	2	0	.459	.333	5
A.L. Totals		.280	739	2773	418	776	162	13	122	474	2	33	23	264	535	17	8	.480	.344	32
N.L. Totals		.281	98	292	32	82	16	0	12	37	0	3	3	8	67	1	4	.459	.304	8
M.L. Totals		.280	837	3065	450	858	178	13	134	511	2	36	26	272	602	18	12	.478	.340	40

CAREER TRANSACTIONS

1993 — Selected by the Atlanta Braves organization in the 17th round of the free agent draft, June 3.

1997 — Traded with pitcher Jamie Walker to the Kansas City Royals for outfielder Michael Tucker and infielder Keith Lockhart, March 27. On disabled list, April 17 to May 3; included rehabilitation assignment to Omaha, May 1 to 3. On disabled list, July 10 to August 13; included rehabilitation assignment to Omaha, July 27 to August 13.

1998 — On disabled list, March 23 to May 8; included rehabilitation assignment to Omaha, April 21 to May 8. On disabled list, September 1 to end of season.

2001 — Traded to the Oakland Athletics as part of a three-team trade in which the Colorado Rockies sent infielder Neifi Perez to the Kansas City Royals and Oakland sent three minor leaguers: outfielder Mario Encarnacion, infielder Jose Ortiz and left handed pitcher Todd Belitz to Colorado, July 25.

2002 — On disabled list, March 21 to April 26; included rehabilitation assignments to Sacramento, April 16 to 22, and Modesto, April 23 to 26.

DIVISION SERIES RECORD

Year	Club/Opp.	AVG.	G	AB	R	H	2B	3B	HR	RBI	SH	SF	HP	BB	SO	SB	CS	SLG	OBP	E
1996	ATL vs. L.A.	.182	3	11	1	2	0	0	1	1	0	0	0	0	6	1	0	.455	.182	0
2001	OAK vs. N.Y.	.231	4	13	0	3	2	0	0	0	0	0	0	2	2	0	0	.385	.333	0
2002	OAK vs. MIN	.400	5	20	3	8	2	0	1	1	0	0	0	1	5	0	0	.650	.429	0
Totals		.295	12	44	4	13	4	0	2	2	0	0	0	3	13	1	0	.523	.340	0

LEAGUE CHAMPIONSHIP SERIES RECORD

Year	Club/Opp.	AVG.	G	AB	R	H	2B	3B	HR	RBI	SH	SF	HP	BB	SO	SB	CS	SLG	OBP	E
1996	ATL vs. ST.L	.214	7	28	2	6	1	0	0	4	0	2	0	1	7	0	1	.250	.226	0

WORLD SERIES RECORD

Year	Club/Opp.	AVG.	G	AB	R	H	2B	3B	HR	RBI	SH	SF	HP	BB	SO	SB	CS	SLG	OBP	E
1996	ATL vs. N.Y.	.118	5	17	0	2	0	0	0	1	1	0	0	1	1	0	0	.118	.167	1

ALL-STAR GAME RECORD

Year	Club/Site	AVG.	G	AB	R	H	2B	3B	HR	RBI	SH	SF	HP	BB	SO	SB	CS	SLG	OBP	E
2000	A.L./Atl.	.000	1	2	1	0	0	0	0	0	0	0	0	1	1	0	0	.000	.333	0

VS. THE AMERICAN LEAGUE

2002 AVG.	AB	H	HR	RBI	CAREER vs. TEAM	AVG.	AB	H	HR	RBI
.208	48	10	5	7	Anaheim	.245	192	47	14	38
.314	35	11	2	5	Baltimore	.310	184	57	8	29
.242	33	8	1	8	Boston	.250	184	46	5	27
.241	29	7	1	2	Chicago	.277	202	56	12	36
.292	24	7	2	5	Cleveland	.306	206	63	15	47
.208	24	5	1	4	Detroit	.249	201	50	4	28
.265	34	9	0	5	Kansas City	.289	45	13	1	9
.182	33	6	0	3	Minnesota	.255	192	49	6	28
.360	25	9	1	4	New York	.264	159	42	7	24
—	0	0	0	0	Oakland	.350	137	48	7	27
.250	48	12	0	2	Seattle	.299	204	61	6	24
.290	31	9	2	6	Tampa Bay	.300	180	54	12	35
.200	40	8	4	14	Texas	.264	159	42	6	35
.233	30	7	2	6	Toronto	.253	170	43	4	21

VS. THE NATIONAL LEAGUE

2002 AVG.	AB	H	HR	RBI	CAREER vs. TEAM	AVG.	AB	H	HR	RBI
—	0	0	0	0	Arizona	.364	11	4	1	1
—	0	0	0	0	Atlanta	—	0	0	0	0
—	0	0	0	0	Chicago	.261	69	18	2	8
.000	0	0	0	0	Cincinnati	.258	62	16	3	7
—	0	0	0	0	Colorado	.368	19	7	1	5
—	0	0	0	0	Florida	.286	21	6	0	1
.250	8	2	0	0	Houston	.315	73	23	2	8
—	0	0	0	0	Los Angeles	.143	14	2	0	1
.333	12	4	2	8	Milwaukee	.300	90	27	4	18
—	0	0	0	0	Montreal	.189	37	7	2	5
—	0	0	0	0	New York	.304	23	7	1	4
—	0	0	0	0	Philadelphia	.500	14	7	0	1
.455	11	5	1	6	Pittsburgh	.354	79	28	7	26
—	0	0	0	0	St. Louis	.281	64	18	2	12
—	0	0	0	0	San Diego	.250	24	6	1	3
.174	23	4	0	1	San Francisco	.220	50	11	1	3

MONTHLY BREAKDOWN

2002 AVG.	AB	H	HR	RBI	CAREER by MONTH	AVG.	AB	H	HR	RBI
.250	16	4	0	1	April	.292	319	93	21	62
.240	96	23	3	15	May	.280	496	139	18	74
.247	89	22	3	16	June	.264	553	146	17	80
.250	92	23	5	11	July	.286	476	136	25	81
.282	103	29	6	24	August	.282	650	183	30	119
.239	92	22	7	19	September	.279	538	150	22	85
—	0	0	0	0	October	.333	33	11	1	10

BATTING BREAKDOWN

2002 AVG.	AB	H	HR	RBI	CAREER by CATEGORY	AVG.	AB	H	HR	RBI
.229	236	54	13	42	Home	.284	1508	428	69	244
.274	252	69	11	44	Road	.276	1557	430	65	267
.296	152	45	7	23	Day	.292	950	277	43	162
.232	336	78	17	63	Night	.275	2115	581	91	349
.254	448	114	23	82	Grass	.280	2677	750	117	450
.225	40	9	1	4	Turf	.278	388	108	17	61
.241	224	54	6	33	Pre-ASG	.278	1517	421	66	244
.261	264	69	18	53	Post-ASG	.282	1548	437	68	267
.212	99	21	1	5	vs. LHP	.285	717	204	27	101
.262	389	102	23	81	vs. RHP	.279	2348	654	107	410
.250	132	33	5	59	RISP	.254	866	220	28	351
.294	17	5	1	18	Bases Loaded	.284	81	23	4	77
.500	2	1	0	1	PH	.500	16	8	0	3
.225	71	16	1	5	DH	.248	129	32	4	16

BALLPARK BREAKDOWN

	AVG.	AB	H	HR	RBI
Edison Field	.219	105	23	8	25
Camden Yards	.313	96	30	3	13
Fenway Park	.237	97	23	2	14
Comiskey Park	.286	105	30	5	19
Jacobs Field	.310	113	35	9	31
Tiger Stadium	.159	44	7	1	2
Comerica Park	.267	60	16	2	12
Kauffman Stadium	.297	1036	308	44	162
Metrodome	.224	85	19	3	10
Yankee Stadium	.274	84	23	3	8
Network Associates Coliseum	.244	398	97	21	76
Kingdome	.308	13	4	0	0
Safeco Field	.305	82	25	3	14
Tropicana Field	.292	96	28	4	18
Ballpark in Arlington	.290	93	27	4	25
SkyDome	.253	91	23	1	10
Atlanta-Fulton County	.310	126	39	4	17
Wrigley Field	.220	50	11	1	6
Cinergy Field	.290	31	9	2	4
Coors Field	.412	17	7	1	5
Pro Player Stadium	.214	14	3	0	1
Astrodome	.286	14	4	0	0
Minute Maid Park	.455	11	5	1	2
Dodger Stadium	.167	12	2	0	1
County Stadium	.345	29	10	1	6
Miller Park	.417	12	5	1	1
Olympic Stadium	.267	15	4	2	4
Shea Stadium	.143	14	2	0	0
Veterans Stadium	.625	8	5	0	0
Three Rivers Stadium	.343	35	12	5	15
PNC Park	.350	20	7	1	7
Busch Stadium	.368	19	7	1	2
Qualcomm Stadium	.083	12	1	0	0
3Com Park	.188	16	3	1	1
Pacific Bell Park	.333	12	4	0	0

FIELDING STATISTICS

Outfield	Year	Pct.	G	PO	A	E	TC	DP
1996	.950	92	150	2	8	160	1	
1997	.966	75	164	7	6	177	3	
1998	.987	59	152	4	2	158	3	
1999	.984	157	362	17	6	385	6	
2000	.976	146	277	11	7	295	3	
2001	.979	154	274	12	6	292	1	
2002	.972	111	171	2	5	178	1	
Totals	.976	794	1550	55	40	1645	18	

Dye's Bests

Hits: 4 (six times), September 1, 2000 at Tampa Bay; April 25, 2000 vs. Tampa Bay; July 4, 1999 at Cleveland; May 23, 1999 vs. Seattle; April 10, 1999 at Chicago (AL), June 30, 1997 at Chicago (NL)

Home Runs: 2 (eight times), September 22, 2002 vs. Texas; August 12, 2000 vs. Baltimore; July 25, 2000 at Chicago (AL); April 26, 2000 vs. Tampa Bay; September 14, 1999 vs. Anaheim; August 9, 1999 vs. Boston; July 4, 1999 at Cleveland; July 2, 1999 at Cleveland

Runs Batted In: 6 (twice), August 12, 2000 vs. Baltimore; July 4, 1999 at Cleveland; 5 (four times), September 1, 2000 at Tampa Bay; April 26, 2000 vs. Tampa Bay; July 31, 1999 at Texas; August 30, 1997 vs. St. Louis

Hitting Streak: 16, August 25 to September 18, 2001

Career Grand Slams: 4, September 29, 2002 at Texas; September 1, 2000 at Tampa Bay; April 26, 2000 vs. Tampa Bay; August 30, 1997 vs. St. Louis

2003 ATHLETICS



Mark Ellis

14

Second Base

Ht/Wt: 5-11 / 180

Birthdate: June 6, 1977

Birthplace/Resides: Rapid City, South Dakota / Rapid City, South Dakota

Major League Service: 137 days

Obtained: Acquired from Kansas City with Johnny Damon and cash as part of a three-team seven-player deal, January 8, 2001. The A's traded Ben Grieve and cash to Tampa Bay and A.J. Hinch, Angel Berroa and cash to Kansas City. Tampa Bay traded Roberto Hernandez to Kansas City and Cory Lidle to Oakland.

Contract Status: First year of a one-year contract through 2003.

2002 Highlights

Had two stints with the A's and took over as Oakland's starting second baseman during his second stint in just his fourth professional season...started a team leading 83 games at second base, made seven starts and third base and one start at shortstop...batted .272 in 98 games and added 44 walks for a .359 on-base percentage...was named to the Topps Major League Rookie All-Star team as the second baseman...ranked second among American League rookies in runs scored (58), fourth in batting, on-base percentage and walks, tied for fourth in triples (4), tied for fifth in multiple hit games (23), sixth in hits (94), seventh in doubles (16), eighth in slugging (.394), ninth in total bases (136) and extra base hits (26), tied for ninth in steals (4) and tied for 10th in home runs (6) and RBI (35)...tied for the A's team lead in triples and led the club with eight sacrifice hits...tied for sixth among all A.L.

players in sacrifice hits...his batting average improved to .324 (23 for 71) with runners in scoring position...saw most of his playing time batting in the leadoff spot as he started 38 of the A's 42 games in the one spot from June 8 to July 25 when the A's acquired Ray Durham...batted leadoff a team leading 54 times for the season and hit .262 (58 for 221) with 27 walks for a .347 on-base percentage...spent most of the rest of the season batting seventh (20 for 89, .225)...hit .457 (16 for 35) in all other spots in the order...hit six home runs, all of which came in Oakland...those were the second most home runs in one season by a player born in South Dakota...Carroll Hardy hit eight for Boston in 1962...the six home runs rank fourth on baseball's career home run list for players born in South Dakota...began the season at Triple-A Sacramento and was 8 for 14 (.571) over his first three games when he was called up by Oakland on April 7 when Randy Velarde went on the disabled list...made his major league debut on April 9 at Texas as a pinch runner after just 345 games in the minors...also batted once as the designated hitter in that game and grounded out...did not play again until April 18 when he made his first major league start against Anaheim at third base...it was his professional debut at third base...singled off Ramon Ortiz in the seventh inning for his first major league hit...was optioned back to Sacramento on April 26 after going 1 for 4 in four games with the A's...hit .243 (17 for 70) in 18 games during his second stay with the River Cats and had a .298 batting average in 21 games overall when the A's called again on June 6 to replace Esteban German...spent the remainder of the season with Oakland...made his first start at second base on June 8 and would go on to start 83 of the A's final 102 games at second...batted leadoff in the game on the 8th and in his first 16 starts in the leadoff spot, he scored all eight times that he reached base to start the game (seven hits, one walk)...had back-to-back three hit games on June 11 and 12 against Milwaukee, the first multiple hit games of his career...that was part of a season best eight game hitting streak from June 10 to 20 (13 for 38, .342)...hit his first major league home run on June 28 against San Francisco off Jay Witasick, a solo shot in the sixth inning...had the A's only four walk game of the season on July 11 at Baltimore, the first game after the All-Star Break...reached base safely via hit or walk in 26 of the first 29 games after the break and batted .310 (36 for 116) with 20 walks (1 hbp, .416 on-base percentage) and 22 runs scored over that span...that pushed his average to the .281 mark on August 11 after three consecutive two-hit games in a three-game series at New York...included in that stretch was an Oakland record tying two triples on August 3 against Detroit and the game winning RBI single in the 16th inning on August 9 at New York...then went 21 for 98 (.214) over his next 29 games before putting together a career high tying eight-game hitting streak from September 17 to 27 (11 for 24, .458)...started all five games of the Division Series against Minnesota at second base and batted .368 (7 for 19) with a home run and four RBI...had three hits in Game 2 and the homer was a three-run shot in the bottom of the ninth inning of the A's 5-4 loss in Game 5.

Career

1999—was named to the Northwest League All-Star team and the Topps Class-A Short Season/Rookie League All-Star team as a shortstop in his first professional season...tied for the league lead in runs scored (67) and led NL shortstops in fielding percentage (.958) and putouts (138)...ranked seventh in batting (.327)...led the Northwest League Champion Spokane team in runs, hits (92), walks (47) and stolen bases (21)...had a 13-game hitting streak from June 24 to July 6 (22 for 44, .500) which put his average at the .438 mark on July 6...later hit safely in 12 straight from August 5 to 17 (18 for 50, .360), capping the streak with his first of two four-hit games on August 17 at Eugene (also August 25 vs. Boise). **2000**—spent most of the season at Single-A Wilmington of the Carolina League but was moved up to Double-A Wichita of the Texas League on August 28...batted a combined .302 (153 for 506) with minor league highs in games (139), at bats (506), runs (87), hits (153), triples (4), RBI (66), walks (83) and stolen bases (26)...added 28 doubles which led the Royals farm system...was named to the Carolina League Post-Season All-Star team after leading the league in hits (146) and on-base percentage (.404) and ranking second in batting (.302)...topped all league shortstops in putouts (219) and double plays (78) but also led the league in errors (31)...appeared in 132 games at Wilmington and led the Blue Rocks in runs (83), hits, doubles (27), walks (78) and stolen bases (25) while tying for the team lead in triples (4)...hit .307 (39 for 127) with runners in scoring position and .429 (6 for 14) with the bases loaded...best month of the season was May when he hit .350 with 20 RBI...that included a 5 for 5 performance on May 9 at Fresno which put his average at a season high .391...in addition to his 128 games at shortstop, he also appeared in three games at second base...finished the year at Wichita where he hit .318 (7 for 22) in seven games, all at second base. **2001**—was acquired by the A's organization prior to the season as part of the Johnny Damon trade and spent the entire season at Triple-A

Sacramento...had minor league highs in doubles (38) and home runs (10)...added 21 stolen bases...led the River Cats in doubles and ranked second in hits (129) and stolen bases...hit .273 after batting .300 or better in his first two seasons...average broke down to .269 (25 for 93) against left handers and .274 (104 for 379) against right handers...fared better on the road where he hit .306 (74 for 242)...however, hit eight of his 10 home runs at Sacramento's Raley Field...hit in every spot in the order except three, four and five...saw his most playing time batting ninth (54 for 198, .273) but had his best success hitting eighth (26 for 79, .329)...average improved to .305 (18 for 59) with runners in scoring position and two outs...appeared in 131 of Sacramento's 144 games at shortstop...committed 19 errors after making 31 in 2000...batted .317 in June and .311 in July...had a season high five RBI on July 13 at Las Vegas...hit .158 (3 for 19) in five playoff games for Sacramento...played for Phoenix in the Arizona Fall League and hit .308 in 30 games...added 21 walks for a .421 on-base percentage and also stole nine bases.

Personal/Miscellaneous

Mark William Ellis...graduated from Stevens HS (SD) in 1995...attended the University of Florida...played third base as a freshman and sophomore, hitting .351 in 1996 and .326 with 11 HR and 45 RBI in 1997...moved to shortstop as a junior and hit .338 with 14 HR and 51 RBI in 1998 and then hit .344 with 10 HR, 42 RBI and 20 stolen bases as a senior...originally signed by Kansas City scout Cliff Pastornicky.

LIFETIME PLAYING RECORD

Year	Club	AVG.	G	AB	R	H	2B	3B	HR	RBI	SH	SF	HP	BB	SO	SB	CS	SLG	OBP	E
1999	Spokane	.327	71	281	67	92	14	0	7	47	5	4	3	47	40	21	7	.452	.424	16
2000	Wilmington	.302	132	484	83	146	27	4	6	62	4	3	7	78	72	25	7	.411	.404	31
	Wichita	.318	7	22	4	7	1	0	0	4	0	0	0	5	5	1	0	.364	.444	0
2001	Sacramento	.273	132	472	71	129	38	0	10	53	5	5	5	54	78	21	7	.417	.351	19
2002	Sacramento	.298	21	84	14	25	10	1	0	5	0	0	4	6	13	4	0	.440	.372	3
	OAKLAND	.272	98	345	58	94	16	4	6	35	8	3	4	44	54	4	2	.394	.359	11
M.L. Totals		.272	98	345	58	94	16	4	6	35	8	3	4	44	54	4	2	.394	.359	11

CAREER TRANSACTIONS

1999 — Selected by the Kansas City Royals organization in the 9th round of the free agent draft, June 2.

2001 — Traded to Oakland with Johnny Damon and cash as part of a three-team seven-player deal in which the A's traded Ben Grieve and cash to Tampa Bay and A.J. Hinch, Angel Berroa and cash to Kansas City; Tampa Bay traded Roberto Hernandez to Kansas City and Cory Lidle to Oakland, January 8.

DIVISION SERIES RECORD

Year	Club/Opp.	AVG.	G	AB	R	H	2B	3B	HR	RBI	SH	SF	HP	BB	SO	SB	CS	SLG	OBP	E
2002	OAK vs. MIN	.368	5	19	1	7	2	0	1	4	0	0	0	1	2	0	0	.632	.400	1

VS. THE AMERICAN LEAGUE

2002	AVG.	AB	H	HR	RBI	CAREER vs. TEAM	AVG.	AB	H	HR	RBI
.273	44	12	1	2	Anaheim	.273	44	12	1	2	2
.385	13	5	0	0	Baltimore	.385	13	5	0	0	0
.231	13	3	0	0	Boston	.231	13	3	0	0	0
.400	10	4	1	4	Chicago	.400	10	4	1	4	4
.346	26	9	1	5	Cleveland	.346	26	9	1	5	5
.185	27	5	1	2	Detroit	.185	27	5	1	2	2
.200	25	5	0	3	Kansas City	.200	25	5	0	3	3
.188	32	6	1	4	Minnesota	.188	32	6	1	4	4
.353	17	6	0	2	New York	.353	17	6	0	2	2
—	0	0	0	0	Oakland	—	0	0	0	0	0
.250	20	5	0	0	Seattle	.250	20	5	0	0	0
.125	8	1	0	0	Tampa Bay	.125	8	1	0	0	0
.382	34	13	0	5	Texas	.382	34	13	0	5	5
.100	10	1	0	0	Toronto	.100	10	1	0	0	0

VS. THE NATIONAL LEAGUE

2002					CAREER					
AVG.	AB	H	HR	RBI	vs. TEAM	AVG.	AB	H	HR	RBI
.100	10	1	0	1	Cincinnati	.100	10	1	0	1
.143	7	1	0	1	Houston	.143	7	1	0	1
.500	14	7	0	4	Milwaukee	.500	14	7	0	4
.267	15	4	0	0	Pittsburgh	.267	15	4	0	0
.300	20	6	1	2	San Francisco	.300	20	6	1	2

MONTHLY BREAKDOWN

2002					CAREER					
AVG.	AB	H	HR	RBI	by MONTH	AVG.	AB	H	HR	RBI
.250	4	1	0	0	April	.250	4	1	0	0
—	0	0	0	0	May	—	0	0	0	0
.275	80	22	1	8	June	.275	80	22	1	8
.293	92	27	2	8	July	.293	92	27	2	8
.255	106	27	2	11	August	.255	106	27	2	11
.270	63	17	1	8	September	.270	63	17	1	8

BATTING BREAKDOWN

2002					CAREER					
AVG.	AB	H	HR	RBI	by CATEGORY	AVG.	AB	H	HR	RBI
.296	159	47	6	24	Home	.296	159	47	6	24
.253	186	47	0	11	Road	.253	186	47	0	11
.281	96	27	1	13	Day	.281	96	27	1	13
.269	249	67	5	22	Night	.269	249	67	5	22
.280	325	91	6	33	Grass	.280	325	91	6	33
.150	20	3	0	2	Turf	.150	20	3	0	2
.248	105	26	2	9	Pre-ASG	.248	105	26	2	9
.283	240	68	4	26	Post-ASG	.283	240	68	4	26
.296	54	16	2	9	vs. LHP	.296	54	16	2	9
.268	291	78	4	26	vs. RHP	.268	291	78	4	26
.324	71	23	2	31	RISP	.324	71	23	2	31
.167	6	1	0	5	Bases Loaded	.167	6	1	0	5
.000	1	0	0	0	PH	.000	1	0	0	0
.000	1	0	0	0	DH	.000	1	0	0	0

BALLPARK BREAKDOWN

	AVG.	AB	H	HR	RBI
Edison Field	.182	22	4	0	1
Camden Yards	.385	13	5	0	0
Fenway Park	.231	13	3	0	0
Jacobs Field	.267	15	4	0	1
Comerica Park	.167	12	2	0	1
Kauffman Stadium	.286	7	2	0	1
Metrodome	.167	12	2	0	2
Yankee Stadium	.353	17	6	0	2
Network Associates Coliseum	.296	159	47	6	24
Safeco Field	.250	20	5	0	0
Tropicana Field	.125	8	1	0	0
Ballpark in Arlington	.462	13	6	0	2
Cinergy Field	.100	10	1	0	1
PNC Park	.267	15	4	0	0
Pacific Bell Park	.222	9	2	0	0

FIELDING STATISTICS

Second Base							
Year	Pct.	G	PO	A	E	TC	DP
2002	.978	85	170	232	9	411	48
Totals	.978	85	170	232	9	411	48

Third Base							
Year	Pct.	G	PO	A	E	TC	DP
2002	.926	7	7	18	2	27	0
Totals	.926	7	7	18	2	27	0

Shortstop							
Year	Pct.	G	PO	A	E	TC	DP
2002	1.000	8	3	13	0	16	4
Totals	1.000	8	3	13	0	16	4

Most Career Home Runs by Player Born in South Dakota

32	Dave Collins
17	Carroll Hardy
16	Terry Francona
6	Mark Ellis
3	Kermit Wahl

Ellis' Bests

Hits: 3 (four times), last time: July 30, 2002 vs. Cleveland
Home Runs: 1 (six times), last time: September 18, 2002 vs. Anaheim
Runs Batted In: 3, August 17, 2002 vs. Chicago
Hitting Streak: 8 (twice), last time: September 17 to 27, 2002
Career Grand Slams: 0



Jeremy Fikac

33

Right Handed Pitcher

Ht/Wt: 6-2 / 185

Bats/Throws: Right / Right

Birthdate: April 8, 1975

Opening Day Age: 27

Birthplace/Resides: Shiner, Texas / Shiner, Texas

Major League Service: 1 year, 48 days

Obtained: Acquired from the San Diego Padres for a player to be named later or cash considerations, January 2, 2003

Contract Status: First year of a one-year contract through 2003.

2002 Highlights

Began the season on San Diego's Opening Day roster after undergoing surgery just 10 weeks earlier to remove scar tissue from his right palm...led the club in appearances (65), while leading the bullpen in wins (4), holds (12) and innings pitched (69.0)...ranked second among relievers behind just Trevor Hoffman with 66 strikeouts...was the first Padre rookie to lead the team in appearances since Butch Metzger in 1976 (Kevin Walker did tie Trevor Hoffman for the team lead with 70 appearances in 2000)...started strong, going a perfect 3-0 with a 1.46 ERA (2 er in 12.1 ip) in 11 outings during the month of April...coupled with a 2-0 record in 2001, he became just the second Padre rookie pitcher to win his first five big league decisions...the other was Kevin Walker, who reached 6-0 in 2000...worked a season-high 7.0 scoreless innings April 5 to 21, walking five and striking out eight over the six-game span...after posting solid numbers in April, he finished the season with a 1-7 record and a 6.19 ERA (39 er in 56.2 ip) over his final 54 games...lost six consecutive decisions from May 8 to July 23...snapped the six-game losing streak in an 11-6 win, August 27 at Houston...went 43 games in-between victories (last, 2-1 April 30 vs. Chicago)...finished August with a 1-0 mark and a 2.63 ERA (4 er in 13.2 ip) in 14 appearances...pitched 1.0 inning or longer in 42 of his 65 games (65%), including a season-high 2.0 innings 10 times...notched a 2.25 ERA (5 er in 20.0 ip) in his 10 2.0-inning stints...averaged 8.6 strikeouts per nine innings...left-handed batters hit .274 (32 for 117) off him after going 0 for 27 the previous season...stranded 29 of 41 inherited runners (71%) and retired 77% of his first batters faced (50 of 65)...was 0 for 6 in save opportunities...was optioned to Double-A Mobile on June 11 for a brief three-game stint with the BayBears...went 1-0 with one save, allowing one run in 3.0 innings of relief before being recalled on June 21.

Career

1998—made his pro debut with 12 relief appearances at Rookie-level Idaho Falls, finishing 2-0 with a 2.25 ERA...in 20.0 innings, he surrendered only 11 hits and five earned runs...struck out 19...opponents hit .153 (11 for 72), the second lowest average allowed by a Pioneer League relief pitcher...allowed an average of 9.0 base runners per nine innings, fifth fewest among PL relief pitchers...did not surrender a home run. **1999**—posted an 8-3 record in 40 games, six starts for Rancho Cucamonga...held the opposition to a .217 (23 for 106) average with runners in scoring position...received a no decision in his lone post-season start vs. San Bernardino, allowing two runs on six hits and one walk while striking out six over 5.1 innings. **2000**—spent his second consecutive season at Single-A Rancho Cucamonga, going 5-3 with a team-leading 20 saves and a 1.80 ERA in 61 relief appearances, second-most in the California League...finished fourth in saves...limited opponents to a .174 (46 for 265) average, second best in the league among relievers, and only two home runs...his 8.88 base runners allowed per 9 innings were third fewest among Cal League relievers...issued 24 walks and fanned 101, an average of 12.1 strikeouts per nine innings, fourth most among CL relievers...did not allow an earned run in 19 consecutive outings (23.2 ip) from June 26 to August 9, picking up 12 saves...allowed only one hit in 13 games (14.2 ip) from July 3 to August 5. **2001**—purchased from Double-A Mobile on August 14 and made a spectacular major league debut, going 2-0 with a 1.37 ERA in 23 relief outings...posted a 0.76 ERA (2 er in 23.2 ip) in his first 21 games before surrendering four runs, two earned, in 2.2 innings his last two times out...stranded 17 of 21 inherited runners...recorded six holds after emerging as the

club's primary right-handed set-up man...did not allow a run in 19 of 23 appearances, and did not give up a hit in 15...his change-up was rated the best in the organization by *Baseball America* heading into 2002...did not allow a run in his first 12-plus M.L. appearances (16.0 ip) before an Adrian Beltre RBI single September 17 at Los Angeles...the streak was the longest to start a career by a Padre since at least 1975...worked a perfect eighth inning in his August 16 M.L. debut vs. New York, striking out Benny Agbayani, Vance Wilson and Jay Payton in order, then earning his first win when Mike Darr homered in the bottom of the eighth to snap a 5-5 tie in a 7-5 victory...the last pitcher to fan the side in order in his first M.L. inning was the Cardinals' Braden Looper March 31, 1998 vs. Los Angeles...did not allow a hit to a lefty in 27 at-bats, walking four and fanning eight...overall, opponents hit just .165 (15 for 91) with two home runs...opponents hit .170 (9 for 53) with the bases empty, .158 (6 for 38) with runners on and .154 (4 for 26) with men in scoring position...first batters faced hit .217 (5 for 23)...was 6-0 with 18 saves and a 1.97 ERA in 53 relief appearances at Double-A Mobile...finished second in the Padres organization and fifth in the Southern League in saves...opponents hit just .219 (54 for 247) with three home runs...from June 1 through his August 14 promotion to San Diego, went 4-0 with 16 saves and a 1.03 ERA (4 er in 35.0 ip) in 28 games...opponents hit just .185 (22 for 119) with one home run in that stretch...was promoted to Triple-A Portland for one appearance on June 17, allowing one run on three hits in 3.0 innings vs. Calgary...underwent surgery to remove scar tissue built up between the second and third metacarpals in his right hand January 21, 2002 at Scripps Clinic in La Jolla...the operation was performed by Drs. Douglas Freedman and Jan Fronek.

Personal/Miscellaneous

Jeremy Joseph Fikac (FEE-kotch)...graduated from Somerville (TX) High School...attended Southwest Texas State University...originally signed by Padres scout Jimmy Dreyer.

LIFETIME PITCHING RECORD

Year	Club	W	L	ERA	G	GS	CG	SHO	SV	IP	H	R	ER	HR	HB	BB	IBB	SO	WP	BK
1998	Idaho Falls	2	0	2.25	12	0	0	0	1	20.0	11	6	5	0	1	8	1	19	1	0
1999	Rancho Cucamonga	8	3	5.08	40	6	0	0	0	85.0	94	50	48	7	4	43	0	75	8	2
2000	Rancho Cucamonga	5	3	1.80	61	0	0	0	20	75.0	46	19	15	2	4	24	0	101	6	0
2001	Mobile	6	0	1.97	53	0	0	0	18	68.2	54	16	15	3	3	20	4	75	3	0
	Portland	0	0	3.00	1	0	0	0	0	3.0	3	1	1	0	1	0	0	3	0	0
	SAN DIEGO	2	0	1.37	23	0	0	0	0	26.1	15	6	4	2	1	5	1	19	0	0
2002	SAN DIEGO	4	7	5.35	65	0	0	0	0	69.0	74	50	41	13	3	34	8	66	6	1
	Mobile	1	0	3.00	3	0	0	0	1	3.0	5	1	1	0	0	0	0	0	0	0
M.L. Totals		6	7	4.25	88	0	0	0	0	95.1	89	56	45	15	4	39	9	85	6	1

CAREER TRANSACTIONS

1998 — Selected by the San Diego Padres organization in the 19th round of the free agent draft, June 2.

2003 — Traded to the Oakland Athletics for a player to be named later or cash considerations, January 2.

VS. THE AMERICAN LEAGUE

2002	CAREER vs. TEAM																			
ERA	W	L	SV	G	IP	H	HR	ER	SO	ERA	W	L	SV	G	IP	H	HR	ER	SO	
9.00	0	1	0	1	2.0	1	1	2	1	Baltimore	9.00	0	1	0	1	2.0	1	1	2	1
27.00	0	0	0	2	1.1	6	0	4	0	Kansas City	27.00	0	0	0	2	1.1	6	0	4	0
0.00	0	0	0	1	1.0	0	0	0	0	New York	0.00	0	0	0	1	1.0	0	0	0	0
0.00	0	0	0	1	1.0	2	0	0	2	Tampa Bay	0.00	0	0	0	1	1.0	2	0	0	2

VS. THE NATIONAL LEAGUE

2002											CAREER vs. TEAM										
ERA	W	L	SV	G	IP	H	HR	ER	SO		ERA	W	L	SV	G	IP	H	HR	ER	SO	
3.86	1	0	0	7	9.1	7	3	4	6	Arizona	2.84	2	0	0	10	12.2	9	3	4	10	
13.50	0	1	0	2	3.1	6	1	5	3	Atlanta	9.64	0	1	0	4	4.2	8	1	5	3	
10.80	1	0	0	4	3.1	3	2	4	6	Chicago	10.80	1	0	0	4	3.1	3	2	4	6	
3.38	0	0	0	3	2.2	4	0	1	3	Cincinnati	3.38	0	0	0	3	2.2	4	0	1	3	
1.59	0	2	0	6	5.2	8	1	1	4	Colorado	2.08	0	2	0	10	8.2	10	2	2	6	
5.40	0	1	0	3	1.2	2	0	1	1	Florida	1.50	0	1	0	6	6.0	2	0	1	4	
10.13	1	0	0	3	2.2	4	0	3	4	Houston	10.13	1	0	0	3	2.2	4	0	3	4	
3.86	1	2	0	7	4.2	3	1	2	3	Los Angeles	3.72	1	2	0	11	9.2	11	1	4	5	
10.13	0	0	0	3	2.2	4	0	3	4	Milwaukee	10.13	0	0	0	3	2.2	4	0	3	4	
1.35	0	0	0	4	6.2	3	1	1	9	Montreal	0.93	0	0	0	6	9.2	3	1	1	9	
0.00	0	0	0	2	2.1	1	0	0	3	New York	0.00	1	0	0	3	3.1	1	0	0	6	
3.00	0	0	0	3	3.0	4	1	1	4	Philadelphia	3.00	0	0	0	3	3.0	4	1	1	4	
0.00	0	0	0	3	3.2	2	0	0	3	Pittsburgh	0.00	0	0	0	3	3.2	2	0	0	3	
6.75	0	0	0	2	1.1	1	0	1	0	St. Louis	2.45	0	0	0	3	3.2	1	0	1	3	
—	0	0	0	0	0.0	0	0	0	0	San Diego	—	0	0	0	0	0.0	0	0	0	0	
6.75	0	0	0	8	10.2	13	2	8	10	San Francisco	5.93	0	0	0	11	13.2	14	3	9	12	

MONTHLY BREAKDOWN

2002											CAREER vs. TEAM										
ERA	W	L	SV	G	IP	H	HR	ER	SO		ERA	W	L	SV	G	IP	H	HR	ER	SO	
1.46	3	0	0	11	12.1	8	2	2	11	April	1.46	3	0	0	11	12.1	8	2	2	11	
5.74	0	4	0	14	15.2	16	3	10	15	May	5.74	0	4	0	14	15.2	16	3	10	15	
7.45	0	1	0	8	9.2	15	3	8	5	June	7.45	0	1	0	8	9.2	15	3	8	5	
6.23	0	1	0	9	8.2	8	1	6	6	July	6.23	0	1	0	9	8.2	8	1	6	6	
2.63	1	0	0	14	13.2	14	2	4	21	August	1.54	2	0	0	22	23.1	16	2	4	27	
11.00	0	1	0	9	9.0	13	2	11	8	September	5.32	1	1	0	21	22.0	22	3	13	20	
—	0	0	0	0	0.0	0	0	0	0	October	4.91	0	0	0	3	3.2	4	1	2	1	

PITCHING BREAKDOWN

2002											CAREER vs. TEAM										
ERA	W	L	SV	G	IP	H	HR	ER	SO		ERA	W	L	SV	G	IP	H	HR	ER	SO	
4.13	2	2	0	32	32.2	32	5	15	33	Home	3.60	3	2	0	41	45.0	37	7	18	44	
6.44	2	5	0	33	36.1	42	8	26	33	Road	4.83	3	5	0	47	50.1	52	8	27	41	
4.71	0	0	0	20	21.0	22	4	11	19	Day	3.77	1	0	0	29	31.0	26	5	13	27	
5.63	4	7	0	45	48.0	52	9	30	47	Night	4.48	5	7	0	59	64.1	63	10	32	58	
5.54	4	7	0	61	63.1	68	11	39	57	Grass	4.32	6	7	0	84	89.2	83	13	43	76	
3.18	0	0	0	4	5.2	6	2	2	9	Turf	3.18	0	0	0	4	5.2	6	2	2	9	
4.73	3	5	0	35	40.0	43	8	21	32	Pre-ASG	4.73	3	5	0	35	40.0	43	8	21	32	
6.21	1	2	0	30	29.0	31	5	20	34	Post-ASG	3.90	3	2	0	53	55.1	46	7	24	53	
—	0	0	0	0	0.0	0	0	0	0	Starter	—	0	0	0	0	0.0	0	0	0	0	
5.35	4	7	0	65	69.0	74	13	41	66	Reliever	4.25	6	7	0	88	95.1	89	15	45	85	

BALLPARK BREAKDOWN

	ERA	W	L	S	G	IP	H	HR	ER	SO
Camden Yards	9.00	0	1	0	1	2.0	1	1	2	1
Kauffman Stadium	27.00	0	0	0	2	1.1	6	0	4	0
Tropicana Field	0.00	0	0	0	1	1.0	2	0	0	2
Bank One Ballpark	2.70	2	0	0	6	6.2	5	2	2	3
Turner Field	13.50	0	1	0	3	2.2	5	1	4	1
Wrigley Field	13.50	0	0	0	2	2.0	2	1	3	4
Cinergy Field	0.00	0	0	0	2	2.0	2	0	0	2
Coors Field	0.00	0	1	0	5	4.1	6	0	0	3
Pro Player Stadium	1.69	0	1	0	4	5.1	2	0	1	3
Minute Maid Park	0.00	1	0	0	2	1.2	1	0	0	3
Dodger Stadium	3.60	0	1	0	5	5.0	7	1	2	3
Miller Park	10.80	0	0	0	2	1.2	2	0	2	2
Olympic Stadium	2.45	0	0	0	2	3.2	2	1	1	6
Shea Stadium	0.00	0	0	0	1	0.1	1	0	0	1
Veterans Stadium	9.00	0	0	0	1	1.0	2	1	1	1
PNC Park	0.00	0	0	0	1	2.0	1	0	0	1
Busch Stadium	9.00	0	0	0	1	1.0	1	0	1	0
Qualcomm Stadium	3.60	3	2	0	41	45.0	37	7	18	44
Pacific Bell Park	5.40	0	0	0	6	6.2	4	0	4	5

FIELDING STATISTICS

Pitcher	Year	Pct.	G	PO	A	E	TC	DP
2001	1.000	23	0	4	0	4	0	0
2002	1.000	65	4	6	0	10	0	0
Totals	1.000	88	4	10	0	14	0	0

Fikac's Bests

Low Hit Complete Game: None
Innings Pitched: 2.1, September 5, 2001 vs. St. Louis
Strikeouts: 4, August 18, 2002 at Montreal
Longest Winning Streak: 5, August 16, 2001 to April 30, 2002
Longest Losing Streak: 6, May 8 to July 23, 2002



Keith Foulke

29

Right Handed Pitcher

Ht/Wt: 6-0 / 210

Bats/Throws: Right / Right

Birthdate: October 19, 1972

Opening Day Age: 30

Birthplace/Resides: Rapid City, South Dakota / Huffman, Texas

Major League Service: 5 years, 94 days

Obtained: Acquired from the Chicago White Sox with Mark Johnson, Joe Valentine and cash considerations for Billy Koch and minor leaguers Neal Cotts and Daylan Holt, December 3, 2002

Contract Status: Second year of a two-year contract through 2003.

2002 Highlights

Recorded his 100th career save on September 26 vs. Boston and ranks third in White Sox history in saves (Bobby Thigpen, 201 and Roberto Hernandez, 161)...earned his 99th save on September 17 vs. Kansas City to move past Hall of Famer Hoyt Wilhelm in Sox history...that save was his first since June 27...posted eight holds and was 11 for 14 (78.6%) in save opportunities...his 14 opportunities tied Antonio Osuna for the club lead...three Sox relievers reached double figures in save opportunities (Damaso Marte had 12)...his 84.0 (100 for 119) save percentage is the highest among White Sox relievers since 1989...it also ranks 11th all-time, just behind Dennis Eckersley (84.9%)...ranks fourth in Sox history in games finished (216) and 10th in games pitched (346)...allowed just three of his 21 inherited runners to score (14.3%) in 2002 and has allowed just 32 of 145 (22.1%) inherited runners to score in his career...first batters hit .231 (15 for 65) and he has allowed a .215 (71 for 330) average to first batters in his career...led all American League relievers with an average of just 1.51 walks per nine innings (13 bb in 77.2 ip)...also ranked among the A.L. relief leaders in strikeout-to-walk ratio (2nd, 4.46:1), baserunners per nine innings (6th, 9.27), opponents on-base percentage (7th, .263) and innings pitched (t-10th, 77.2)...threw 15.0 consecutive scoreless innings in September, the longest streak by a White Sox pitcher in 2002, and did not allow an earned run in his final 17.2 innings...allowed one earned run over his last 31.1 innings (0.29 ERA) and three in last 38.2 (0.70)...was 1-0 with two saves in three chances and a 0.74 ERA (3 er in 36.2 ip) after the All-Star Break...opponents hit .225, up from .199 in 2001, but just .191 (25 for 131) after the break...left-handers hit .266 (38 for 143) and right-handers .185 (27 for 146)...ERA was 1.21 (5 er in 37.1 ip) during the day compared to 4.46 (20 er in 40.1 ip) at night...posted a 3.09 ERA (12 er in 35.0 ip) at home and a 2.74 ERA (13 er in 42.2 ip) on the road...had a streak of 12.2 scoreless innings ended on August 17 at Oakland...that was the last earned run he allowed in 2002 (15.0 ip)...last walk allowed came on August 1 (25.1 ip)...posted a 4.83 ERA (22 er in 41.0 ip) in the first half...through May, was 0-3 with eight saves in 10 chances and a 5.56 ERA (14 er in 22.2 ip)...after June 1, he went 2-1 with three saves in four chances and a 1.80 ERA (11 er in 55.0 ip)...had a streak of 33 consecutive save opportunities converted at home ended on May 29 vs. New York...streak dated back to September 1, 2000...went a season-high 2.2 innings on June 16 at the Chicago Cubs...went 2.0 or more innings 12 times...struck out a season-high three on three different occasions (last on July 24 vs. Minnesota)...struck out at least one batter in 11 straight appearances from August 17 to September 21 (15 strikeouts)...13 walks allowed were a career low...walked only three batters after July 1...had a streak of 15 consecutive saves dating back to 2001 snapped on April 3 at Seattle, tying for the third longest in White Sox history...his career best is 19 straight (2000-01).

Career

1994—opened his professional career at Rookie Everett...made four starts, going 2-0 with a 0.93 ERA...struck out 22 (10.2 per nine innings). **1995**—was named to the California League Postseason All-Star Team...his 13 victories tied for most in the Giants organization...led Giants minor-leaguers with 168 strikeouts...was named CL Pitcher of the Week for July 23-29...struck out 16 on August 23 vs. High Desert...went 1-1 with a 3.38 ERA in two CL playoff starts. **1996**—was named Texas League Pitcher of the Year at Double-A Shreveport and ranked in the top two in six TL categories...led the league in ERA (2.76) and innings pitched (182.2) and ranked second in strikeouts (129), wins (12) and complete games (4)...named to both the midseason and postseason All-Star teams...went at least 6.0 innings in 24 of his 27 starts, including the last 12...named TL Player of the Week for April

29-May 5...selected Giants Double-A Player of the Month for May after going 4-2 with a 2.53 ERA (13 er in 46.1 ip) and two complete games (one shutout). **1997**—was recalled by the Giants on May 20...made his major-league debut on May 21 vs. Colorado, tossing 4.0 innings (3 er) in relief...posted a no decision in his first career start on May 30 at Atlanta (2 er in 4.2 ip)...earned his first career victory on June 9 vs. Florida, allowing one run on three hits while striking out a career-high eight over 6.1 innings...was optioned back to Phoenix on June 9 and recalled for the second time on June 24...dropped his next four decisions over six games (11.14 ERA) and was optioned to Phoenix again on July 21...was acquired by the White Sox on July 31 and assigned to Triple-A Nashville, where he made one start before being recalled on August 14...converted 3 of 5 save opportunities and posted five holds with the Sox...limited right-handers to a .194 (12 for 62) average...made his Sox debut with 2.2 innings on August 15 vs. Oakland...recorded his first Sox victory on August 29 vs. Houston...earned his first career save on August 18 vs. Seattle, tossing 4.0 scoreless innings...began the season at Triple-A Phoenix and was 4-3 with a 4.18 ERA in nine starts when the Giants called the first time...lasted at least 6.0 innings in 9 of his 12 outings and made eight quality starts with the Firebirds. **1998**—his 54 appearances tied for second on the club...opponents batted .213 (51 for 239) and he allowed 10.3 baserunners per nine innings, ninth among American League relievers...posted 13 holds...was 3-1 with a 3.13 ERA at Comiskey Park...in 18 games after the All-Star Break, was 2-1 with a 2.45 ERA...opposing right-handers batted .174 (24 for 138)...first batters were 10 for 50 (.200)...posted consecutive scoreless innings streaks of 7.1 (May 9-17) and 7.2 (April 15-May 4)...last appearance came on August 27 vs. Baltimore before he was shut down due to a bone spur in his right shoulder...underwent surgery in late August at Palos Community Hospital. **1999**—was ranked as the top reliever in the American League over a two-year period from 1998-99 based on a system devised by the Elias Sports Bureau to determine free agency compensation...his average rank in those six categories among the 114 AL relievers considered was 12.52, ahead of Cleveland's Mike Jackson (13.65)...ranked 17th in the AL Rolands Relief Man standings with 19 points...ranked among the AL relief leaders in the following categories: strikeouts (1st, 123); ERA (2nd, 2.22); baserunners per nine innings (2nd, 8.2); innings pitched (3rd, 105.1); opponents average (4th, .188); holds (t-4th, 22); and average with runners on base (7th, .192)...became the first Sox pitcher since Goose Gossage in 1975 (130) to lead AL relievers in strikeouts...his 123 strikeouts were 20 more than his nearest AL competitor (Cleveland's Paul Shuey) and tied for second on the Sox, just two behind leader Mike Sirotko (209.0 ip)...compiled a 1.38 ERA (8 er in 52.0 ip) after the All-Star Break, second only to Mariano Rivera (1.34) among AL relievers...allowed two runs over his last 30.1 innings (0.59 ERA)...compiled a streak of 25.1 consecutive scoreless innings from August 14 to September 22 (17 games)...posted a 1.87 ERA (17 er in 82.0 ip) over his final 54 appearances...converted 9 of 13 (69.2%) save opportunities...limited opponents to a .188 average, including a .158 mark in the second half...opponents batted .160 (15 for 94) with runners in scoring position and .152 (7 for 46) with runners in scoring position and two outs...averaged 10.5 strikeouts per nine innings...posted a 5.9 strikeout-to-walk ratio...issued just 1.8 walks per nine innings...allowed only 3 of 23 (13.0%) inherited runners to score...first batters were 15 for 65 (.231)...went at least 2.0 innings in 32 of his 67 outings (47.8%)...struck out six on June 3 at Toronto (2.1 ip) and September 8 at Anaheim (2.2 ip), his career best as a reliever. **2000**—ranked among the American League relief leaders in runners per nine innings (1st, 9.2), relief innings (3rd, 88.0), opponents batting average (4th, .207), save percentage (5th, .872), saves (t-5th, 34), games finished (t-5th, 58), games (t-7th, 72) and ERA (8th, 2.97)...his 34 saves were 21 more than his career total entering the season...tied for fourth in the AL Rolands Relief Man standings with 102 points...converted six "tough saves," second in the major leagues behind Dave Veres of St. Louis with eight...17.7 percent of his saves were tough, the fifth-highest percentage in baseball...opponents batted .212 with runners in scoring position, ninth-best in the AL...compiled a 4.1:1 strikeout-to-walk ratio...for the second straight season, was ranked as the top reliever in the AL over a two-year period from 1999-00 based on a system devised by the Elias Sports Bureau to determine free agency compensation...his average rank in those six categories among the AL relievers considered was 12.52, ahead of Cleveland's Mike Jackson (13.65)...yielded a .339 slugging and .261 on-base percentage...went more than 1.0 inning for 14 of his 34 saves...converted his final 12 save chances and 15 of his last 16...only 4 of his 23 (17.4%) inherited runners scored...compiled a team-best streak of 18.2 consecutive scoreless innings from April 18 to May 21...converted 13 consecutive save chances from April 7 to June 9...surrendered six runs on June 25 vs. New York, three less than his season total entering the game...served a three-game suspension from May 5 to 7 for his role in an on-field altercation vs. Detroit on April 22...suffered a five-stitch cut below his left eye during the brawl...was a member of a touring U.S. team that played an eight-game exhibition series in Japan...went 0-0 with a 1.50 ERA (1 er in 6.0

innings) in four outings during the series...walked one and struck out five. **2001**—recorded a career-high 42 saves, the second-highest total in White Sox history behind Bobby Thigpen's major-league record 57 in 1990...became the third reliever in Sox history to post 30 saves in back-to-back seasons, joining Thigpen (1988-91) and Roberto Hernandez (1995-96)...converted 26 of his final 27 save opportunities, including his final 14...also compiled consecutive save streaks of 12, nine and seven...led all American League relievers with a 93.3 (42 for 45) save percentage and ranked among the leaders in saves (3rd), ERA (3rd, 2.33), appearances (4th, 72), strikeouts (5th, 75), innings pitched (5th, 81.0), hits per nine innings (7th, 6.33), baserunners per nine innings (8th, 9.7) and opponents average (8th, .199)...also ranked among the league leaders in games finished (1st, 69), save chances (3rd, 45) and losses (3rd, 9)...ranked fourth in the AL Rolaids Relief Man Standings with 114 points...limited left-handers to a .121 (33 for 156) average, ninth in the AL, and first batters to a .136 (9 for 66) mark, third in the AL...right-handers batted just .183 (24 for 131)...compiled a 1.96 ERA after the All-Star Break compared to 2.64 in the first half...went 4-5 with a 1.24 ERA and 23 saves in 23 chances at home compared to 0-4 with a 3.62 ERA and 19 saves in 22 chances on the road...allowed one run in his final 23.2 innings at home (0.38 ERA)...monthly ERA was 2.31 or lower in five of six months, including a 1.80 mark in April, 1.64 in July and 1.69 in August...one exception was a 4.30 ERA in June...his 12 saves in August were the second most in major-league history behind Bobby Thigpen's 13 in 1990...earned his 40th save on September 26 vs. Minnesota...career-best streak of converting 19 straight save chances ended on May 20 at Oakland...streak was the third-longest in club history, one short of the record shared by Roberto Hernandez (1996) and Matt Karchner (1997-98)...was 7 for 7 in save chances vs. Cleveland, 7 for 7 vs. Kansas City and 6 for 6 vs. Texas.

Personal/Miscellaneous

Keith Charles Foulke was originally signed by San Francisco scout John Shafer...graduated from Hargrave (Texas) High School in 1991...attended Galveston College and Lewis-Clark State College in Idaho...among his charitable activities in 2001, contributed to the Garth Brooks "Touch 'Em All" Foundation for the second straight year and also visited Comiskey Park's neighbors at Wentworth Gardens during construction of two Tot Lot playgrounds...also made a 2001 appearance at a Chicago White Sox Training Centers camp...his wife, Mandy, collected toys during the Sox and Cubs wives' toy drive benefiting Feed The Children.

LIFETIME PITCHING RECORD

Year	Club	W	L	ERA	G	GS	CG	SHO	SV	IP	H	R	ER	HR	HB	BB	IBB	SO	WP	BK
1994	Everett	2	0	0.93	4	4	0	0	0	19.1	17	4	2	0	2	3	0	22	0	0
1995	San Jose	13	6	3.50	28	26	2	1	0	177.1	166	85	69	16	7	32	0	168	6	2
1996	Shreveport	12	7	2.76	27	27	4	2	0	182.2	149	61	56	16	3	35	0	129	6	1
1997	Phoenix	5	4	4.50	12	12	0	0	0	76.0	79	38	38	11	6	15	0	54	1	2
	SAN FRANCISCO	1	5	8.26	11	8	0	0	0	44.2	60	41	41	9	4	18	1	33	1	0
	Nashville	0	0	5.79	1	1	0	0	0	4.2	8	3	3	1	0	0	0	4	1	0
	CHICAGO (AL)	3	0	3.45	16	0	0	0	3	28.2	28	11	11	4	0	5	1	21	0	0
1998	CHICAGO (AL)	3	2	4.13	54	0	0	0	1	65.1	51	31	30	9	4	20	3	57	3	1
1999	CHICAGO (AL)	3	3	2.22	67	0	0	0	9	105.1	72	28	26	11	3	21	4	123	1	0
2000	CHICAGO (AL)	3	1	2.97	72	0	0	34	88.0	66	31	29	9	2	22	2	91	1	0	
2001	CHICAGO (AL)	4	9	2.33	72	0	0	42	81.0	57	21	21	3	8	22	1	75	1	0	
2002	CHICAGO (AL)	2	4	2.90	65	0	0	0	11	77.2	65	26	25	7	2	13	2	58	1	0
A.L. Totals		18	19	2.87	346	0	0	0	100	446.0	339	148	142	43	19	103	13	425	7	1
N.L. Totals		1	5	8.26	11	8	0	0	0	44.2	60	41	41	9	4	18	1	33	1	0
M.L. Totals		19	24	3.36	357	8	0	0	100	490.2	399	189	183	52	23	121	14	458	8	1

CAREER TRANSACTIONS

- 1994** — Selected by the San Francisco Giants organization in the 9th round of the free agent draft, June 2.
1997 — Traded with pitchers Lorenzo Barcelo, Bobby Howry and Ken Vining, infielder Mike Caruso and outfielder Brian Manning to the Chicago White Sox in exchange for pitchers Wilson Alvarez, Danny Darwin and Roberto Hernandez, July 31.
1998 — On disabled list, August 28 to September 27.
2000 — On suspended list, May 5 to 7.
2002 — Traded to the Oakland Athletics with catcher Mark Johnson, pitcher Joe Valentine and cash considerations for pitcher Billy Koch and two players to be named later (pitcher Neal Cotts and outfielder Daylan Holt on December 16), December 3.

DIVISION SERIES RECORD

Year	Club/Opp.	W	L	ERA	G	GS	CG	SHO	SV	IP	H	R	ER	HR	HB	BB	IBB	SO	WP	BK
2000	CHI vs. SEA	0	1	11.57	2	0	0	0	0	2.1	4	3	3	2	0	2	0	2	0	0

VS. THE AMERICAN LEAGUE

2002 ERA	W	L	SV	G	IP	H	HR	ER	SO	CAREER vs. TEAM										
										ERA	W	L	SV	G	IP	H	HR	ER	SO	
3.86	0	1	0	4	4.2	6	1	2	3	Anaheim	2.28	1	2	3	18	27.2	19	3	7	37
4.15	0	0	2	4	4.1	6	1	2	6	Baltimore	4.29	0	1	5	19	21.0	21	4	10	19
0.00	0	0	2	4	4.1	0	0	0	1	Boston	2.49	2	0	3	17	21.2	15	3	6	21
—	0	0	0	0	0.0	0	0	0	0	Chicago	—	0	0	0	0	0.0	0	0	0	0
0.00	0	0	1	8	9.1	2	0	0	6	Cleveland	1.85	1	2	11	33	39.0	26	4	8	40
3.86	0	0	3	9	9.1	10	0	4	8	Detroit	2.36	0	1	11	30	34.1	21	1	9	29
0.00	0	0	1	7	10.1	4	0	0	5	Kansas City	1.55	2	2	12	34	46.1	30	1	8	35
0.00	0	0	1	7	9.1	5	0	0	10	Minnesota	3.25	2	2	8	26	36.0	34	3	13	43
19.29	0	1	0	2	2.1	6	1	5	2	New York	8.02	0	2	3	14	21.1	26	4	19	23
3.00	0	0	0	3	3.0	1	1	1	4	Oakland	2.93	2	1	3	19	27.2	16	3	9	27
10.38	0	1	1	5	4.1	12	0	5	1	Seattle	4.20	1	3	8	27	40.2	35	5	19	27
0.00	1	0	0	2	3.0	1	0	0	0	Tampa Bay	1.78	2	1	7	22	25.1	17	3	5	19
18.00	0	0	0	1	1.0	3	1	2	1	Texas	2.38	2	0	7	18	22.2	18	2	6	21
0.00	0	0	0	1	2.0	2	0	0	2	Toronto	1.00	0	0	6	20	27.0	24	1	3	30

VS. THE NATIONAL LEAGUE

2002 ERA	W	L	SV	G	IP	H	HR	ER	SO	CAREER vs. TEAM										
										ERA	W	L	SV	G	IP	H	HR	ER	SO	
—	0	0	0	0	0.0	0	0	0	0	Arizona	—	0	0	0	0	0.0	0	0	0	0
0.00	0	0	0	1	2.0	1	0	0	3	Atlanta	2.70	0	0	0	2	6.2	5	1	2	6
1.50	1	0	0	4	6.0	2	1	1	5	Chicago	1.69	2	1	3	17	21.1	8	2	4	18
—	0	0	0	0	0.0	0	0	0	0	Cincinnati	6.43	0	0	4	5	7.0	7	2	5	6
—	0	0	0	0	0.0	0	0	0	0	Colorado	6.75	0	1	0	3	10.2	12	2	8	9
—	0	0	0	0	0.0	0	0	0	0	Florida	1.42	1	0	1	6.1	3	0	1	8	
—	0	0	0	0	0.0	0	0	0	0	Houston	12.10	1	0	1	7	9.2	16	4	13	8
—	0	0	0	0	0.0	0	0	0	0	Los Angeles	7.20	0	2	0	2	10.0	12	1	8	5
—	0	0	0	0	0.0	0	0	0	0	Milwaukee	4.50	0	0	3	7	10.0	10	1	5	10
9.00	0	1	0	1	1.0	1	1	1	0	Montreal	9.00	0	1	0	1	1.0	1	1	1	0
—	0	0	0	1	0.0	2	0	0	0	New York	—	0	0	0	1	0.0	2	0	2	0
13.50	0	0	0	1	1.1	1	0	2	1	Philadelphia	13.50	0	0	0	1	1.1	1	0	2	1
—	0	0	0	0	0.0	0	0	0	0	Pittsburgh	0.00	0	0	2	5	4.1	4	0	0	6
—	0	0	0	0	0.0	0	0	0	0	St. Louis	9.26	0	1	0	8	11.2	16	1	12	10
—	0	0	0	0	0.0	0	0	0	0	San Diego	—	0	0	0	0	0.0	0	0	0	0
—	0	0	0	0	0.0	0	0	0	0	San Francisco	—	0	0	0	0	0.0	0	0	0	0

MONTHLY BREAKDOWN

2002 ERA	W	L	SV	G	IP	H	HR	ER	SO	CAREER vs. TEAM										
										ERA	W	L	SV	G	IP	H	HR	ER	SO	
—	0	0	0	0	0.0	0	0	0	0	March	27.00	0	0	0	1	0.2	3	0	2	1
3.55	0	1	6	12	12.2	16	0	5	9	April	2.09	3	3	13	52	68.1	48	4	14	60
8.10	0	2	2	9	10.0	12	3	9	9	May	4.50	0	4	15	56	84.0	70	12	42	81
2.35	1	1	1	12	15.1	7	2	4	13	June	5.07	3	6	18	64	92.1	88	16	52	89
4.05	0	0	0	12	13.1	14	1	6	10	July	4.03	4	5	12	63	87.0	84	8	39	77
0.79	1	0	0	10	11.1	10	1	1	5	August	2.21	5	4	21	67	85.2	60	7	21	73
0.00	0	0	2	10	15.0	6	0	0	12	September	1.61	4	2	20	52	70.2	44	5	12	76
—	0	0	0	0	0.0	0	0	0	0	October	4.50	0	0	1	2	2.0	2	0	1	1

PITCHING BREAKDOWN

2002 ERA	W	L	SV	G	IP	H	HR	ER	SO	CAREER vs. TEAM										
										ERA	W	L	SV	G	IP	H	HR	ER	SO	
3.09	0	2	6	34	35.0	31	3	12	27	Home	2.98	13	11	49	183	253.2	195	22	84	235
2.74	2	2	5	31	42.2	34	4	13	31	Road	3.76	6	13	51	174	237.0	204	30	99	223
1.21	2	1	8	30	37.1	24	3	5	31	Day	3.03	6	7	33	129	170.1	139	18	58	156
4.46	0	3	3	35	40.1	41	4	20	27	Night	3.53	13	17	67	228	320.1	260	34	125	302
3.07	1	4	10	58	67.1	61	7	23	52	Grass	3.19	17	21	85	313	431.0	346	43	153	402
1.74	1	0	1	7	10.1	4	0	2	6	Turf	4.53	2	3	15	44	59.2	53	9	30	56
4.83	1	4	9	36	41.0	40	5	22	31	Pre-ASG	4.02	8	14	47	191	270.2	235	35	121	251
0.74	1	0	2	29	36.2	25	2	3	27	Post-ASG	2.54	11	10	53	166	220.0	164	17	62	207
—	0	0	0	0	0.0	0	0	0	0	Starter	6.99	1	4	0	8	37.1	50	8	29	28
2.90	2	4	11	65	77.2	65	7	25	58	Reliever	3.06	18	20	100	349	453.1	349	44	154	430

BALLPARK BREAKDOWN

	ERA	W	L	S	G	IP	H	HR	ER	SO		ERA	W	L	S	G	IP	H	HR	ER	SO
Edison Field	3.21	1	1	1	9	14.0	8	2	5	21	SkyDome	0.66	0	0	3	10	13.2	10	1	1	19
Camden Yards	3.60	0	0	1	9	10.0	9	2	4	10	Turner Field	2.70	0	0	0	2	6.2	5	1	2	6
Fenway Park	3.18	1	0	2	9	11.1	11	3	4	12	Wrigley Field	0.71	1	0	2	10	12.2	4	1	1	10
Comiskey Park	2.84	12	11	49	179	234.2	180	20	74	218	Cinergy Field	6.00	0	0	2	3.0	4	1	2	2	
Jacobs Field	2.30	0	2	7	15	15.2	12	3	4	14	Coors Field	54.00	0	1	0	1	0.2	4	0	4	1
Tiger Stadium	7.20	0	0	0	4	5.0	3	1	4	7	Astrodome	19.29	0	1	0	3	4.2	10	3	10	3
Comerica Park	0.00	0	0	4	11	14.0	6	0	0	15	Minute Maid Park	0.00	0	0	1	1.1	1	1	0	0	2
Kauffman Stadium	1.31	0	0	4	14	20.2	17	0	3	12	Dodger Stadium	7.20	0	2	0	2	10.0	12	1	8	5
Metrodome	4.15	0	1	6	11	13.0	12	0	6	13	County Stadium	3.00	0	0	1	2	3.0	4	1	1	6
Yankee Stadium	3.38	0	0	1	7	10.2	10	1	4	11	Miller Park	0.00	0	0	2	2	2.0	1	0	0	2
Network Associates Col.	5.91	0	1	2	9	10.2	10	3	7	8	Veterans Stadium	13.50	0	0	0	1	1.1	1	0	2	1
Kingdome	8.68	0	1	0	4	9.1	13	4	9	8	Three Rivers Stadium	0.00	0	0	0	1	1.0	1	0	0	1
Safeco Field	6.75	0	2	6	9	9.1	12	0	7	6	Busch Stadium	10.50	0	1	0	4	6.0	10	1	7	5
Tropicana Field	0.00	2	0	0	4	12	13.2	2	0	9	3Com Park	4.74	1	0	0	4	19.0	15	2	10	17
The Ballpark in Arlington	2.63	1	0	2	10	13.2	12	1	4	14											

FIELDING STATISTICS

Pitcher

Year	Pct.	G	PO	A	E	TC	DP
1997	.895	27	6	11	2	19	1
1998	.818	54	1	8	2	11	0
1999	.947	67	5	13	1	19	0
2000	1.000	72	7	3	0	10	1
2001	1.000	72	7	11	0	18	0
2002	1.000	65	6	6	0	12	1
Totals	.944	357	32	52	5	89	3

Foulke's Bests

Low Hit Complete Game: None

Innings Pitched, Start: 6.1, June 9, 1997 vs. Florida

Innings Pitched, Relief: 4.0 (twice), August 18, 1997 vs. Seattle;

May 21, 1997 vs. Colorado

Strikeouts, Start: 8, June 9, 1997 vs. Florida

Strikeouts, Relief: 6 (twice), September 8, 1999 vs. Anaheim;

June 3, 1999 at Toronto

Longest Winning Streak: 5, August 25, 1999 to August 5, 2000

Longest Losing Streak: 4 (three times), last: April 3 to June 8, 2002



Esteban German 40

Infielder

Ht/Wt: 5-9 / 165

Birthdate: January 26, 1978

Birthplace/Resides: Santo Domingo, Dom. Rep. / Santo Domingo, Dom. Rep.

Major League Service: 16 days

Obtained: Signed as a non-drafted free agent, July 4, 1996.

Contract Status: First year of a one-year contract through 2003.

Bats/Throws: Right / Right

Opening Day Age: 25

2002 Highlights

Made his major league debut with the A's, hitting .200 with no extra base hits and no RBI in nine games...was recalled from Sacramento on May 21 and went 0 for 6 with a walk and four strikeouts in his debut that night against Baltimore in a start at second base, batting leadoff...made eight starts at second base and batting leadoff over a 10-game span from May 21 to 31...collected his first major league hit on May 22 against the Orioles, a leadoff single in the first inning off Calvin Maduro...singled again in the second inning for his first of two multiple hit games (also May 28 at Baltimore)...stole his first base on May 25 against Tampa Bay...went 0 for 4 in his final start on May 31 at Tampa Bay and made one more appearance, as a pinch runner on June 4 against Seattle, before he was optioned back to Sacramento on June 6...hit .275 in 121 games with the River Cats and he added two home runs and 43 RBI...appeared in 117 games at second base and was also 0 for 10 in three starts at designated hitter...led the team with four triples and 26 stolen bases and ranked second in games (121), at bats (458), runs (72) and walks (78)...now has 296 steals in 646 career minor league games...his 26 steals were third most in the A's organization...the walks ranked fifth in the California League...batted .320 (41 for 128) against left handers and .258 (85 for 330) against right handers...saw most of his action in the top two spots in the order, batting .246 (67 for 272) in the leadoff spot and .338 (48 for 142) in the

number two spot...average improved to .310 (35 for 113) with runners in scoring position and he was 5 for 10 (.500) with the bases loaded...was batting .270 (38 for 141) with 15 RBI in 39 games before he was brought up to Oakland...then hit .278 (88 for 317) with two home runs and 28 RBI over his final 82 games...best month of the season was July when he hit .313 with a home run and 11 RBI in 26 games...appeared in three games with Azucareros in the Dominican Winter League and was 4 for 10 (.400) with a home run and two RBI.

Career

1997—batted .317 in his first professional season with the A's affiliate in the Dominican League...added 58 stolen bases in 69 games...his 73 walks fueled a .474 on-base percentage. **1998**—began the year in the Dominican, hitting .313 in 10 games...was transferred to the A's affiliate in the Arizona Rookie League on June 24 and was named to the Arizona League All-Star team as a second baseman...led the league in games (55), runs (52), triples (10) and stolen bases (40), tied for fourth in hits (62) and was fifth in walks (33)...led AL second basemen in putouts (87), assists (116) and errors (13). **1999**—led the California League and tied for fifth in all of minor league baseball with 102 walks...tied for second in the Cal League in runs (107), triples (12) and stolen bases (40) and was fourth in on-base percentage (.428)...also led Cal League second basemen in errors (38)...had career highs in hits (156), triples, RBI (52) and walks...led Modesto in runs, walks and stolen bases...tied for sixth in the A's farm system with a .311 batting average and ranked second with 40 steals...average improved to .358 (44 for 123) with runners in scoring position...batted exclusively in the leadoff spot...hit .347 with 25 walks in 28 games in May...batted .345 with 29 runs and 23 walks in 28 games in July...had his first of two four-hit games on July 3 against Stockton...the other came on July 19 against San Jose in the midst of a season high 17-game hitting streak from July 15 to August 1 (24 for 63, .381)...hit .316 (6 for 19) with three stolen bases in five playoff games. **2000**—began the year at Double-A Midland but, after hitting .213 in 24 games, he was moved back to the California League and spent the remainder of the season with Single-A Visalia...stole a league leading 78 bases at Visalia after swiping five at Midland...his 83 combined steals were a career high, led the A's farm system and ranked third in all of minor league baseball...tied for third in the Cal League with 10 triples...hit .264 in 109 games with the Oaks and combined for a .256 average in 133 games overall...led Visalia in triples and steals and tied for the lead in runs (82)...was caught stealing just eight times at Visalia for a stolen base percentage of 90.7...was voted the best baserunner in the Cal League...led league second basemen with 21 errors...added four errors in two games at shortstop in his first professional appearance at a position other than second base...opened the year at Midland and was hitting .261 after 14 games...then went 4 for 29 (.138) over his next 10 games and was transferred to Visalia on May 4...continued to struggle offensively, batting just .145 in May with the Oaks...was 30 for 168 (.179) over his first 45 games with Visalia but had 27 stolen bases over that span...ended that streak with a 4 for 5 performance on June 25 against Lancaster and hit .319 (83 for 260) with 51 steals over his final 64 games...was named California League Player of the Week, July 24-30...hit .476 (10 for 21) with six runs and four stolen bases...had five stolen bases on August 30 against San Jose...hit .182 (8 for 44) in 11 playoff games. **2001**—played for both Double-A Midland and Triple-A Sacramento and combined for career highs in runs (119), doubles (28), home runs (10) and hit by pitches (18)...led all of minor league baseball in runs scored and ranked second in the A's farm system in batting (.311) and stolen bases (48)...added 81 walks for a .427 on-base percentage...began the year at Double-A Midland and ranked second in the Texas League in on-base percentage (.415) and fifth in walks (63) and stolen bases (31)...finished second on the Rockhounds in walks and stolen bases despite appearing in just 92 games before he was moved up to Sacramento on July 25...hit .373 in 38 games with the River Cats and added 17 stolen bases...batted .465 (20 for 43) against left handed pitching with Sacramento and combined for a .325 (41 for 126) average against left handers at both levels...hit .238 (24 for 101) with runners in scoring position at Midland but that number improved to .343 (12 for 35) at Sacramento for an overall mark of .265...combined to appear in 113 games at second base at both levels...batted .418 (51 for 122) when hitting second and all of those at bats came with Sacramento...had consecutive three-steal games on April 27 at Arkansas and April 28 at Shreveport...had a season best 15-game hitting streak from June 7 to 25 (21 for 61, .344) which saw his average peak at .288 on June 21...that was a part of a 39-game streak from May 15 to June 27 where he reached base via hit or walk in each game (47 for 148, .318, 33 walks)...hit .300 (6 for 20) with four walks in five post-season games for the River Cats...ranked 10th in the Dominican Winter League with a .305 batting average at Azucareros...also ranked fourth in stolen bases (10).

Personal/Miscellaneous

Esteban German (Guridi)...signed by A's scout Santiago Villafana.

LIFETIME PLAYING RECORD

Year	Club	AVG.	G	AB	R	H	2B	3B	HR	RBI	SH	SF	HP	BB	SO	SB	CS	SLG	OBP	E
1997	Dominican A's	.317	69	249	69	79	17	1	2	29	1	3	4	73	30	58	14	.418	.474	—
1998	Dominican A's	.313	10	32	9	10	1	1	0	4	0	0	0	7	2	1	3	.406	.436	—
	Arizona A's	.307	55	202	52	62	3	10	2	28	2	1	4	33	43	40	8	.450	.413	13
1999	Modesto	.311	128	501	107	156	16	12	4	52	5	7	5	102	128	40	16	.415	.428	38
2000	Visalia	.264	109	428	82	113	14	10	2	35	4	2	5	61	86	78	8	.357	.361	25
	Midland	.213	24	75	13	16	1	0	1	6	2	0	2	18	21	5	3	.267	.379	5
2001	Midland	.284	92	335	79	95	20	3	6	30	4	0	12	63	66	31	11	.415	.415	16
	Sacramento	.373	38	150	40	56	8	0	4	14	2	1	6	18	20	17	2	.507	.457	7
2002	Sacramento	.275	121	458	72	126	16	4	2	43	7	0	8	78	66	26	14	.341	.390	8
	OAKLAND	.200	9	35	4	7	0	0	0	0	0	0	1	4	11	1	0	.200	.300	1
M.L. Totals		.200	9	35	4	7	0	0	0	0	0	0	1	4	11	1	0	.200	.300	1

CAREER TRANSACTIONS

1996 — Signed by the Oakland Athletics organization as a non-drafted free agent, July 4.

VS. THE AMERICAN LEAGUE

2002 AVG.	AB	H	HR	RBI	CAREER vs. TEAM	AVG.	AB	H	HR	RBI
.286	14	4	0	0	Baltimore	.286	14	4	0	0
.143	21	3	0	0	Tampa Bay	.143	21	3	0	0

MONTHLY BREAKDOWN

2002 AVG.	AB	H	HR	RBI	CAREER by MONTH	AVG.	AB	H	HR	RBI
.200	35	7	0	0	May	.200	35	7	0	0

BATTING BREAKDOWN

2002 AVG.	AB	H	HR	RBI	CAREER by CATEGORY	AVG.	AB	H	HR	RBI
.190	21	4	0	0	Home	.190	21	4	0	0
.214	14	3	0	0	Road	.214	14	3	0	0
.273	11	3	0	0	Day	.273	11	3	0	0
.167	24	4	0	0	Night	.167	24	4	0	0
.240	25	6	0	0	Grass	.240	25	6	0	0
.100	10	1	0	0	Turf	.100	10	1	0	0
.200	35	7	0	0	Pre-ASG	.200	35	7	0	0
—	0	0	0	0	Post-ASG	—	0	0	0	0
.000	5	0	0	0	vs. LHP	.000	5	0	0	0
.233	30	7	0	0	vs. RHP	.233	30	7	0	0
.000	4	0	0	0	RISP	.000	4	0	0	0
.000	1	0	0	0	Bases Loaded	.000	1	0	0	0
—	0	0	0	0	PH	—	0	0	0	0
—	0	0	0	0	DH	—	0	0	0	0

BALLPARK BREAKDOWN

	AVG.	AB	H	HR	RBI
Camden Yards	.500	4	2	0	0
Network Associates Coliseum	.190	21	4	0	0
Tropicana Field	.100	10	1	0	0

FIELDING STATISTICS

Second Base		G	PO	A	E	TC	DP
Year	Pct.						
2002	.978	8	22	23	1	46	6
Totals	.978	8	22	23	1	46	6

German's Bests

Hits: 2 (twice), last time: May 28, 2002 at Baltimore
 Home Runs: None
 Runs Batted In: None
 Hitting Streak: 3, May 22 to 25, 2002
 Career Grand Slams: 0



Jason Grabowski 23

Outfielder/Catcher

HT/Wt: 6-3 / 200

Birthdate: May 24, 1976

Birthplace/Resides: New Haven, Connecticut / Clinton, Connecticut

Major League Service: 26 days

Obtained: Selected in the Rule 5 Major League Draft, December 13, 2001

Contract Status: First year of a one-year contract through 2003.

Bats/Throws: Left / Right

Opening Day Age: 26

2002 Highlights

Spent the entire season at Triple-A Sacramento and was called up to Oakland on September 4 when the River Cats season concluded...went 3 for 8 (.375) in four games with the A's...made his major league debut on September 22 against Texas with a start in left field...struck out in his first at bat and walked in his second at bat...made two more starts in left field, including September 27 at Texas when he doubled off Chan Ho Park in the seventh inning for his first major league hit...had his first multiple hit game on September 28 against the Rangers when he also collected his first career RBI with a seventh inning triple...was selected in the Rule 5 draft prior to the season, became a free agent on March 26 and then signed a minor league contract with the A's on March 28...hit .294 with 12 HR and 52 RBI in 73 games at Sacramento...tied for second on the River Cats in home runs...added 39 walks for a .387 on-base percentage...hit eight of his 12 home runs at Raley Field but hit just .265 (36 for 136) at home compared to .326 (42 for 129) on the road...batted .392 (20 for 51) when leading off an inning but his average dropped to .222 (20 for 90) with runners in scoring position, including .171 (6 for 35) with RISP and two outs...was 3 for 16 (.188) with the bases loaded...played every position except pitcher, second base and shortstop...appeared in 21 games in right field, 18 at catcher, 16 in left field, six at third base, five at first base and one in center field...was also 13 for 47 (.277) in 13 games at designated hitter and 1 for 4 (.250) with two RBI as a pinch hitter...saw most of his playing time hitting out of the five spot in the order (23 for 102, .225) and hit .337 (55 for 163) in all other spots in the order...including .385 (25 for 65) in the six spot...had his lone two home run game of the season on April 12 against Nashville when he also drove in a season high four runs...was hitting .277 with four home runs and nine RBI over his first 12 games before going on the disabled list from April 18 to May 29 with a fractured left hamate bone...returned and hit .419 (26 for 62) with 16 RBI in 19 games in June, boosting his average to a season high .345...landed on the disabled list for the second time on June 29 with a strained right hamstring...returned on July 19 and batted .265 (9 for 34) in July...then started August with a 15-game hitting streak (19 for 63, .302) through August 16...followed that up by going 1 for 24 over his next eight games...homered in three straight games, August 28-30, and finished August with a .248 average, 11 doubles, five home runs, 20 RBI and 20 walks in 29 games...played for Hermosillo in the Mexican Pacific Winter League and hit .310 (53 for 171) with 10 home runs and 30 RBI in 49 games...added 36 walks for a .433 on-base percentage.

Career

1997—spent his first pro season with Pulaski...led the team in walks (40) and tied for second in doubles (14)...went 2 for 7 with a RBI in the Appalachian League Championship Series vs. Bluefield.
1998—appeared in 104 games, including 60 at catcher, for Savannah...finished third on the club in homers (14), tied for fourth in RBI (52) and was fifth in runs (63)...tied for the team lead in triples (6)...played 11 games at first base...was on the disabled list from April 13 to May 8 with a broken finger on his left hand...reached base safely via hit or walk in 27 straight games from July 13 to August 10.
1999—moved to third base at Charlotte after catching in his first two professional seasons...finished third in the Florida State League and fifth among all Single-A third basemen with a .313 batting average...named to the FSL post-season All-Star team and was named the seventh best prospect in the league by *Baseball America*...was second in the league in on-base percentage (.407) and sixth in RBI (87)...appeared in 117 games at third base, three at first base, two at designated hitter and one as a pinch hitter...hit for the cycle with five RBI in a 10-7 win vs. Sarasota on May 23...reached base

safely in 26 straight games, July 15 to August 16...joined the Rangers for the Hall of Fame Game vs. Kansas City on July 26 in Cooperstown, NY...was 3 for 3 with a pair of home runs in Texas' 11-9 win to earn game MVP honors...promoted to Tulsa on September 2...appeared in all eight playoff games with Tulsa and led the team in batting (.375), hits (12), RBI (9) and slugging percentage (.412) while tying for first in home runs (2)...was 5 for 5 in Game 2 of the Texas League Eastern Division Finals vs. Shreveport on September 6...had four RBI in Game 4 on September 9...played for San Bernardino in the California Fall League, appearing in 19 games and posting a .237 (14 for 59) batting average. **2000**—spent the entire season at Double-A Tulsa...was fifth in the Texas League in walks (88) and RBI (90) and third in games played (135)...batted .329 (27 for 82) in April...had 25 RBI in 27 games in June...had a 12-game hitting streak from August 4 to 17 (21 for 47, .447) with four home runs and 13 RBI...scored a run in 10 consecutive games, August 4 to 15 (12 runs)...hit a grand slam on August 21 vs. San Antonio...played 130 games at third base...batted .302 (109 for 361) with 19 home runs off right handed pitchers. **2001**—played the entire season at Tacoma, his first at the Triple-A level...hit .297, the second best average of his career...finished fourth on the Rainiers in batting but was second with 61 walks for a .390 on-base percentage which also ranked second best on the club...hit just nine home runs, his lowest total since his first pro season, and drove in 58 runs...played at least one game at five different positions...appeared in 58 games at third base, 20 at first base, 16 in left field, eight in right field and one at shortstop...also hit .367 (18 for 49) in 14 games at designated hitter and was 0 for 1 as a pinch hitter...batted at six different spots in the order but was at his best in the six (23 for 69, .333) and seven (51 for 164, .311) spots...hit .303 (61 for 201) with runners on base and was 5 for 10 (.500) with the bases loaded with one grand slam...hit .333 (30 for 90) in May, his best average in any month in 2001...hit .286 with a home run and four RBI in five playoff games and Tacoma was named Pacific Coast League co-Champions with New Orleans.

Personal/Miscellaneous

Jason William Grabowski...graduated from The Morgan School (Clinton, CT) in 1994...was an All-American, all-district, all-state and All-Shoreline selection as a senior...hit .582 as a senior and finished his prep career with a .447 average...drafted by the New York Yankees in the 17th round of the June, 1994 draft but did not sign...attended the University of Connecticut and majored in human development and family relations...played three seasons from 1995-97 and left as the school record holder in home runs (43), RBI (151) and total bases (346)...was a two-time All-American...selected as a Freshman All-American and Big East Freshman of the Year by *Baseball America* and was named team MVP in 1995...set single-season school records in home runs (18) and RBI (59) in 1996, earning Big East Conference and ECAC Player of the Year honors.

LIFETIME PLAYING RECORD

Year	Club	AVG.	G	AB	R	H	2B	3B	HR	RBI	SH	SF	HP	BB	SO	SB	CS	SLG	OBP	E
1997	Pulaski	.293	50	174	36	51	14	0	4	24	1	1	0	40	32	6	1	.443	.423	8
1998	Savannah	.270	104	352	63	95	13	6	14	52	0	1	1	57	93	16	9	.460	.372	6
1999	Charlotte	.313	123	434	68	136	31	6	12	87	1	2	5	65	66	13	10	.495	.407	27
	Tulsa	.167	2	6	1	1	0	0	0	0	0	0	0	2	2	0	0	.167	.375	0
2000	Tulsa	.274	135	493	93	135	33	5	19	90	0	7	4	88	106	8	7	.477	.383	40
2001	Tacoma	.297	114	394	60	117	32	3	9	58	0	5	2	61	94	7	4	.462	.390	21
2002	Sacramento	.294	73	265	50	78	22	3	12	52	0	0	1	39	56	6	4	.536	.387	8
	OAKLAND	.375	4	8	3	3	1	1	0	1	0	0	0	3	1	0	0	.750	.545	0
	M.L. Totals	.375	4	8	3	3	1	1	0	1	0	0	0	3	1	0	0	.750	.545	0

CAREER TRANSACTIONS

- 1994 — Selected by the New York Yankees organization in the 17th round of the free agent draft, June 2.
- 1997 — Selected by the Texas Rangers organization in the 2nd round of the free agent draft, June 3.
- 2000 — Claimed on waivers by the Seattle Mariners, December 18.
- 2001 — Selected by the Oakland Athletics organization in the Rule 5 Major League draft, December 13.
- 2002 — Elected free agency, March 26; re-signed by the Oakland Athletics organization, March 28.

VS. THE AMERICAN LEAGUE

2002	CAREER									
AVG.	AB	H	HR	RBI	vs. TEAM	AVG.	AB	H	HR	RBI
.375	8	3	0	1	Texas	.375	8	3	0	1

MONTHLY BREAKDOWN

2002						CAREER					
AVG.	AB	H	HR	RBI	by MONTH	AVG.	AB	H	HR	RBI	
.375	8	3	0	1	September	.375	8	3	0	1	

BATTING BREAKDOWN

2002						CAREER					
AVG.	AB	H	HR	RBI	by CATEGORY	AVG.	AB	H	HR	RBI	
.000	1	0	0	0	Home	.000	1	0	0	0	
.429	7	3	0	1	Road	.429	7	3	0	1	
.000	2	0	0	0	Day	.000	2	0	0	0	
.500	6	3	0	1	Night	.500	6	3	0	1	
.375	8	3	0	1	Grass	.375	8	3	0	1	
—	0	0	0	0	Turf	—	0	0	0	0	
—	0	0	0	0	Pre-ASG	—	0	0	0	0	
.375	8	3	0	1	Post-ASG	.375	8	3	0	1	
.667	3	2	0	1	vs. LHP	.667	3	2	0	1	
.200	5	1	0	0	vs. RHP	.200	5	1	0	0	
.000	1	0	0	0	RISP	.000	1	0	0	0	
—	0	0	0	0	Bases Loaded	—	0	0	0	0	
—	0	0	0	0	PH	—	0	0	0	0	
—	0	0	0	0	DH	—	0	0	0	0	

BALLPARK BREAKDOWN

	AVG.	AB	H	HR	RBI
Network Associates Coliseum	.000	1	0	0	0
Ballpark in Arlington	.429	7	3	0	1

Grabowski's Bests

Hits: 2, September 28, 2002 at Texas
 Home Runs: None
 Runs Batted In: 1, September 28, 2002 at Texas
 Hitting Streak: 2, September 27 to 28, 2002
 Career Grand Slams: 0

FIELDING STATISTICS

Outfield							
Year	Pct.	G	PO	A	E	TC	DP
2002	1.000	4	6	0	0	6	0
Totals	1.000	4	6	0	0	6	0



John Halama 54

Left Handed Pitcher

Ht/Wt: 6-5 / 215 Bats/Throws: Left / Left
 Birthdate: February 22, 1972 Opening Day Age: 31
 Birthplace/Resides: Brooklyn, New York / Brooklyn, New York
 Major League Service: 4 years, 38 days
 Obtained: Signed as a free agent, January 17, 2003
 Contract Status: First year of a one-year contract through 2003.

2002 Highlights

Soft tossing lefty proved reliable in both the starting rotation and from the pen...was 4-1 with a 4.83 ERA in 10 starts (27 er in 50.1 ip) and 2-4 with a 2.31 ERA in 21 relief appearances (13 er in 50.2 ip)...stranded seven of eight inherited runners and retired 18 of 21 first batters faced in relief...made his first appearance of the year in relief, pitching two shutout innings on April 3 against the White Sox...earned the win in his first start on April 9 at Anaheim, tossing 73 pitches in 6.0 innings and allowing a run on four hits in the 5-1 victory...recorded his second win as a starter on May 11 vs. Boston, holding the Red Sox to 0 for 4 with runners in scoring position in the 3-1 victory...in his first four starts, the Mariners were 4-0 and he gave up seven earned runs in 22.0 innings (2.86 ERA)...was 1-1 in six

games in May with a 0.47 ERA (1 er in 19.1 ip)...made nine relief appearances between starts on May 17 and July 7, going 1-2 with a 2.19 ERA (6 er in 24.2 ip)...went 1-1 with a 2.35 ERA in six June appearances (4 er in 15.1 ip) all in relief...in his first start since May 17, won 8-2 on July 7 against the Twins, tossing 5.2 innings of two run ball...both runs came on solo home runs...next three appearances were in relief, going 0-1 with a 1.59 ERA (1 er in 5.2 ip)...lost 4-3 on July 13 in Tampa Bay on an unearned run in the 10th inning...got his fifth win July 25 against Texas, his first start since July 7...scattered seven hits and two walks in the 7-2 victory...his next three starts from July 30 to August 10 were no-decisions...was 2-1 in seven games with a 4.07 ERA for the month of July (11 er in 24.1 ip)...got his fourth loss in his last start, a 9-3 loss on August 16 vs. New York (4.1 ip, 8 h, 5 r, 5 er, 2 bb, 5 so)...was optioned to Triple-A Tacoma on August 18...was 0-1 with a 6.14 ERA in two starts with the Rainiers (14.2 ip, 19 h, 11 r, 10 er, 1 bb, 9 so)...recalled from Tacoma on September 1...pitched 1.2 innings on September 6 at Kansas City in first appearance since being recalled from Tacoma...allowed a solo home run in the 14-7 win...recorded his fifth loss on September 9 at Texas pitching 0.2 innings, allowing two walks and two runs...recorded his sixth win with 4.0 shutout innings September 27 at Anaheim.

Career

1994—began his pro career with Auburn and was 4-1 with a 1.29 ERA and one save in six games before being promoted to Quad City. **1995**—posted a 2.02 ERA in 55 games, all in relief, with Quad City. **1996**—his 3.21 ERA was third best in the Texas League and 10th best in all of Double-A...led Jackson in starts (27) and innings pitched (162.2 ip)...his starts total was third in Texas League...opposing hitters managed just a .248 batting average against, fourth best in the Texas League. **1997**—led all American Association pitchers in wins and ERA...was second in strikeouts and third in innings pitched...was 4-0 with a 1.99 ERA in seven starts from April 25 to May 27...winning streak eventually reached seven games boosting him to 8-2 with a 2.50 ERA at the All-Star Break...was named as the left-handed pitcher on the post-season Topps/NAPBL Triple-A All-Star team. **1998**—began the season on Houston's Major League roster, making six starts...started 0-1 with a 9.45 ERA in his first three starts (14 er in 13.1 ip), but posted a 1-0 record and a 3.32 ERA (7 er in 19.0 ip) over his final three starts...lost his M.L. debut against San Francisco on April 2, allowing six earned runs in 4.0 innings...collected his first big league win on April 17 vs. Montreal by a 5-3 score (7.0 ip, 2 er)...was optioned to Triple-A New Orleans on May 6 and helped lead the Zephyrs to the Triple-A World Series title...won 12 games in 17 starts with New Orleans...posted identical 4-1 marks in May, June and August/September (missed July with a left elbow strain)...did not lose back-to-back games all season...was 7-1 with a 2.72 ERA in eight home starts (18 er in 59.2 ip)...had a strikeout to walk ratio of over 5 to 1...won his final three starts while compiling a 1.99 ERA (5 er in 22.2 ip)...started game #1 of the Triple-A World Series and tossed a complete game four-hitter (9.0 ip, 4 h, 2 r, 2 er, 0 bb, 9 so) vs. Buffalo...was named as the left-handed pitcher on the post-season Topps/NAPBL Triple-A All-Star team for the second straight year. **1999**—spent his first full year in the Majors...made his first 13 appearances in relief posting a 2-2 record with a 4.50 ERA in 26 innings...picked up win #1 against Toronto on April 30 in 3.1 innings of relief...the win started a streak of nine-straight victories, April 30-August 3...the nine straight wins tied for the second best mark in the league and equaled the Mariners single-season record...made his first start of the season on May 25 at Minnesota, allowing four runs in 5.0 innings of work...made one more relief appearance on May 29 against Tampa Bay before being assigned to the starting rotation for the remainder of the season...allowed only two runs in his first start as a regular in the starting rotation against Baltimore June 2 while striking out a season best seven and walking just two in a no-decision...did not allow more than three earned runs in his first eight starts in the rotation...tossed 9.0 innings June 29 at Oakland, but received a no-decision in Seattle's 2-1 win in 12 innings...posted his first career shutout on July 4 at Texas, giving up six hits and fanning four...lowered his ERA to a season best 2.89 after allowing only a single run to Los Angeles on July 10...completed the nine-game winning streak with a win over the Devil Rays on August 3...lost his next three starts, August 8 to 20, dropping decisions to David Cone, Pedro Martinez and Bartolo Colon...won his 10th and 11th games in consecutive starts, August 25 and 31, before taking the loss in five of his last six starts of the season...was 3-1 with a 2.77 ERA in 12 games, three starts at the Kingdome...went 1-0 with a 3.97 ERA in four starts against the NL (10 er in 22.2 ip)...named as the left-handed pitcher on the TOPPS Rookie All-Star team. **2000**—was 9-4 with a 4.35 ERA in 16 home starts (47 er in 97.1 ip) and 5-5 with a 6.10 ERA in 14 road starts (47 er in 69.1 ip)...tossed a four-hit complete game shutout against Minnesota on May 17...was 6-0 in his first nine starts, joining Randy Johnson (1995) and Rick Honeycutt (1980) as the only Mariners to start the season 6-0...then

lost his next three decisions...snapped a three-game losing streak with a 2-1 win over Baltimore on June 24...pitched nine innings, but got a no decision in a 5-4, 19-inning win over Boston on August 1...retired 18 of the first 19 batters faced against Chicago on August 26...surpassed his career high with win number 12 on September 19 against Tampa Bay...was 0-0 with a 2.89 ERA in two post-season starts, both in the ALCS vs. New York...worked 6.0 scoreless innings in Game 2 at New York (5 h, 3 bb, 2 so)...allowed three runs in 3.1 innings in Game 6, also at New York (5 h, 2 bb, 1 so). **2001**—pitched as a starter and reliever...was 6-6 with a 5.78 ERA in 17 starts and 4-1 with a 1.84 ERA in 14 relief appearances...allowed one run (in the first) in 7.0 innings, beating Anaheim 4-1 on April 20...hurled seven scoreless innings in an 8-1 victory on June 10 against San Diego, giving Seattle a 2-1 series win...after 16 starts was optioned to Tacoma on June 28...in his first start for Tacoma on July 2 he allowed one run in 7.0 innings on four hits at Oklahoma...pitched the first nine inning perfect game (fifth of any duration) in the 99-year history of the Pacific Coast League on July 7 leading the Rainiers to a 6-0 victory over Calgary...it was second Triple-A outing, his first at Cheney Stadium...had nine strikeouts, seven fly ball outs and eleven ground ball outs...recalled from Tacoma on July 16 and took the loss in a start that day against Arizona, allowing five runs in 3.0 innings...moved to the bullpen for the rest of the season...notched the win in relief at Minnesota on July 21, allowing one run in 4.1 innings...retired all six batters faced August 17 at New York, his first game in 10 days...picked up his 10th win on September 5 against Tampa Bay with 2.1 shutout innings...allowed one earned run in his final 11 appearances from August 7 to October 4 (23.1 ip, 0.39 ERA)...made four relief appearances in post-season play, going 0-0 with a 0.00 ERA in two games in the ALDS against Cleveland (3.0 ip) and 0-0 with a 13.50 ERA in two games in the ALCS against New York (2.0 ip, 3 er).

Personal/Miscellaneous

John Thadeuz Halama...attended St. Francis (NY) College...is working on his college degree in special education...is married, Christina.

LIFETIME PITCHING RECORD

Year	Club	W	L	ERA	G	GS	CG	SHO	SV	IP	H	R	ER	HR	HB	BB	IBB	SO	WP	BK
1994	Auburn	4	1	1.29	6	3	0	0	1	28.0	18	5	4	1	0	5	0	27	1	1
	Quad City	3	4	4.56	9	9	1	1	0	51.1	63	31	26	2	2	18	1	37	3	0
1995	Quad City	1	2	2.02	55	0	0	2	2	62.1	48	16	14	7	3	22	1	56	1	0
1996	Jackson	9	10	3.21	27	27	0	0	0	162.2	151	77	58	10	8	59	0	110	7	0
1997	New Orleans	13	3	2.58	26	24	1	0	0	171.0	150	57	49	9	1	32	1	126	2	2
1998	HOUSTON	1	1	5.85	6	6	0	0	0	32.1	37	21	21	0	2	13	0	21	2	1
	New Orleans	12	3	3.20	17	17	4	1	0	121.0	118	48	43	11	3	16	1	86	3	3
1999	SEATTLE	11	10	4.22	38	24	1	1	0	179.0	193	88	84	20	7	56	3	105	4	0
2000	SEATTLE	14	9	5.08	30	30	1	1	0	166.2	206	108	94	19	2	56	0	87	4	1
2001	SEATTLE	10	7	4.73	31	17	0	0	0	110.1	132	69	58	18	6	26	0	50	2	0
	Tacoma	2	0	0.47	3	3	1	1	0	19.0	9	2	1	1	0	0	0	22	0	0
2002	SEATTLE	6	5	3.56	31	10	0	0	0	101.0	112	45	40	9	1	33	5	70	2	1
	Tacoma	0	1	6.14	2	2	0	0	0	14.2	19	11	10	0	1	1	1	9	1	0
A.L. Totals		41	31	4.46	130	81	2	2	0	557.0	643	310	276	66	16	171	8	312	12	2
N.L. Totals		1	1	5.85	6	6	0	0	0	32.1	37	21	21	0	2	13	0	21	2	1
M.L. Totals		42	32	4.54	136	87	2	2	0	589.1	680	331	297	66	18	184	8	333	14	3

CAREER TRANSACTIONS

- 1994** — Selected by the Houston Astros organization in the 23rd round of the free-agent draft, June 3.
1998 — Traded to the Seattle Mariners, October 1, to complete the July 31 trade in which Seattle traded pitcher Randy Johnson to Houston for shortstop Carlos Guillen, pitcher Freddy Garcia and a player to be named later.
2002 — Granted free agency (contract non-tender), December 21.
2003 — Signed by the Oakland Athletics, January 17.

DIVISION SERIES RECORD

Year	Club/Opp.	W	L	ERA	G	GS	CG	SHO	SV	IP	H	R	ER	HR	HB	BB	IBB	SO	WP	BK
2001	SEA vs. CLE	0	0	0.00	2	0	0	0	0	3.0	3	0	0	0	0	0	0	3	0	0

LEAGUE CHAMPIONSHIP SERIES RECORD

Year	Club/Opp.	W	L	ERA	G	GS	CG	SHO	SV	IP	H	R	ER	HR	HB	BB	IBB	SO	WP	BK
2000	SEA vs. N.Y.	0	0	2.89	2	2	0	0	0	9.1	10	3	3	0	0	5	0	3	0	0
2001	SEA vs. N.Y.	0	0	13.50	2	0	0	0	0	2.0	3	3	3	0	0	0	0	0	0	0
Totals		0	0	4.76	4	2	0	0	0	11.1	13	6	6	0	0	5	0	3	0	0

VS. THE AMERICAN LEAGUE

2002 ERA	W	L	SV	G	IP	H	HR	ER	SO	CAREER vs. TEAM ERA	W	L	SV	G	IP	H	HR	ER	SO	
1.89	2	0	0	5	19.0	18	1	4	16	Anaheim	2.62	7	1	0	13	58.1	57	4	17	47
0.00	0	1	0	2	5.0	4	0	0	3	Baltimore	2.55	2	2	0	8	42.1	46	3	12	20
0.90	1	0	0	2	10.0	10	0	1	7	Boston	3.81	2	4	0	9	52.0	56	1	22	27
3.38	0	0	0	3	8.0	11	0	3	3	Chicago	4.71	3	0	0	6	28.2	28	3	15	10
8.31	0	0	0	1	4.1	8	0	4	1	Cleveland	6.12	3	2	0	7	32.1	40	5	22	22
7.20	0	0	0	1	5.0	10	0	4	2	Detroit	4.71	1	0	0	6	21.0	27	3	11	8
5.79	0	0	0	2	4.2	4	2	3	3	Kansas City	8.10	1	2	0	8	26.2	39	9	24	16
3.18	1	0	0	1	5.2	4	2	2	6	Minnesota	2.44	6	0	0	8	48.0	43	2	13	26
10.39	0	1	0	1	4.1	8	1	5	5	New York	6.82	2	3	0	9	34.1	45	9	26	18
3.38	1	0	0	2	8.0	9	0	3	10	Oakland	4.75	3	3	0	14	53.0	66	4	28	36
—	0	0	0	0	0.0	0	0	0	0	Seattle	—	0	0	0	0	0.0	0	0	0	0
0.00	0	1	0	2	5.0	4	0	0	2	Tampa Bay	3.46	3	3	0	8	26.0	24	3	10	14
6.59	1	1	0	4	13.2	17	3	10	4	Texas	6.49	3	4	0	12	43.0	52	10	31	13
0.00	0	0	0	1	1.0	0	0	0	3	Toronto	3.77	2	2	0	8	31.0	40	3	13	20

VS. THE NATIONAL LEAGUE

2002 ERA	W	L	SV	G	IP	H	HR	ER	SO	CAREER vs. TEAM ERA	W	L	SV	G	IP	H	HR	ER	SO	
—	0	0	0	0	0.0	0	0	0	0	Arizona	13.11	0	2	0	3	11.2	24	4	17	6
—	0	0	0	0	0.0	0	0	0	0	Colorado	2.45	1	0	0	1	7.1	9	1	2	1
2.08	0	1	0	2	4.1	4	0	1	3	Houston	2.08	0	1	0	2	4.1	4	0	1	3
—	0	0	0	0	0.0	0	0	0	0	Los Angeles	3.65	0	0	0	2	12.1	8	0	5	4
—	0	0	0	0	0.0	0	0	0	0	Montreal	2.57	1	0	0	1	7.0	5	0	2	5
—	0	0	0	0	0.0	0	0	0	0	New York	3.75	0	0	0	2	12.0	13	0	5	8
0.00	0	0	0	1	1.0	1	0	0	1	St. Louis	0.00	0	0	0	1	1.0	1	0	0	1
0.00	0	0	0	1	2.0	0	0	0	1	San Diego	3.15	2	1	0	4	20.0	23	2	7	14
—	0	0	0	0	0.0	0	0	0	0	San Francisco	7.41	0	2	0	4	17.0	30	0	14	14

MONTHLY BREAKDOWN

2002 ERA	W	L	SV	G	IP	H	HR	ER	SO	CAREER vs. TEAM ERA	W	L	SV	G	IP	H	HR	ER	SO	
4.05	1	0	0	5	20.0	20	3	9	12	April	5.01	7	4	0	27	106.0	118	9	59	67
0.47	1	1	0	6	19.1	15	0	1	14	May	3.49	9	4	0	25	105.2	101	6	41	55
2.35	1	1	0	6	15.1	14	0	4	15	June	4.54	7	6	0	23	109.0	145	13	55	78
4.07	2	1	0	7	24.1	33	4	11	12	July	4.57	7	3	0	19	84.2	112	11	43	45
8.53	0	1	0	3	12.2	25	1	12	8	August	5.33	7	5	0	21	99.2	108	16	59	45
2.89	1	1	0	4	9.1	5	1	3	9	September	4.60	5	9	0	19	76.1	87	11	39	39
—	0	0	0	0	0.0	0	0	0	0	October	1.13	0	1	0	2	8.0	9	0	1	4

PITCHING BREAKDOWN

2002 ERA	W	L	SV	G	IP	H	HR	ER	SO	CAREER vs. TEAM ERA	W	L	SV	G	IP	H	HR	ER	SO	
3.86	4	1	0	14	51.1	60	6	22	38	Home	4.27	25	18	0	71	324.1	362	39	154	195
3.26	2	4	0	17	49.2	52	3	18	32	Road	4.86	17	14	0	65	265.0	318	27	143	138
6.23	1	0	0	7	30.1	44	4	21	20	Day	4.85	11	9	0	38	167.0	208	21	90	100
2.42	5	5	0	24	70.2	68	5	19	50	Night	4.41	31	23	0	98	422.1	472	45	207	233
3.75	6	4	0	29	96.0	108	9	40	68	Grass	4.63	34	27	0	111	494.0	570	62	254	266
0.00	0	1	0	2	5.0	4	0	0	2	Turf	4.06	8	5	0	25	95.1	110	4	43	67
2.56	4	2	0	19	63.1	56	6	18	49	Pre-ASG	4.15	26	14	0	80	351.0	390	28	162	220
5.26	2	3	0	12	37.2	56	3	22	21	Post-ASG	5.10	16	18	0	56	238.1	290	38	135	113
4.83	4	1	0	10	50.1	68	6	27	29	Starter	4.94	34	25	0	87	482.1	589	59	265	268
2.31	2	4	0	21	50.2	44	3	13	41	Reliever	2.69	8	7	0	49	107.0	91	7	32	65

BALLPARK BREAKDOWN

	ERA	W	L	S	G	IP	H	HR	ER	SO
Edison Field	2.87	4	0	0	7	31.1	32	2	10	20
Camden Yards	2.95	0	2	0	5	21.1	19	1	7	9
Fenway Park	6.10	1	2	0	5	20.2	27	1	14	11
Comiskey Park	4.85	1	0	0	3	13.0	17	1	7	7
Jacobs Field	8.22	1	0	0	2	7.2	14	3	7	5
Kauffman Stadium	7.63	1	0	0	5	15.1	21	5	13	9
Metrodome	4.43	3	0	0	4	20.1	25	0	10	11
Yankee Stadium	5.02	1	0	0	5	14.1	16	4	8	7
Network Associates Col.	4.20	1	1	0	6	30.0	36	0	14	22
Kingdome	2.77	3	1	0	12	39.0	42	2	12	35
Safeco Field	4.41	21	16	0	56	267.1	298	37	131	146
Tropicana Field	2.25	1	2	0	4	12.0	10	2	3	4
Ballpark in Arlington	6.84	1	3	0	6	23.2	29	5	18	7
SkyDome	10.50	0	1	0	2	6.0	11	0	7	3
Bank One Ballpark	8.53	0	1	0	1	6.1	12	1	6	5
Coors Field	2.45	1	0	0	1	7.1	9	1	2	1
Astrodome	5.50	1	1	0	3	18.0	22	0	11	14
Dodger Stadium	3.65	0	0	0	2	12.1	8	0	5	4
Minute Maid Park	2.08	0	1	0	2	4.1	4	0	1	3
Shea Stadium	3.60	0	0	0	1	5.0	5	0	2	2
Qualcomm Stadium	2.57	1	0	0	2	7.0	7	1	2	4
3Com Park	9.00	0	0	0	1	4.0	6	0	4	3
Pacific Bell Park	9.00	0	1	0	1	3.0	10	0	3	1

FIELDING STATISTICS

Pitcher	Year	Pct.	G	PO	A	E	TC	DP
1998	1,000	.6	2	5	0	7	0	
1999	.951	38	7	32	2	41	5	
2000	.912	30	4	27	3	34	3	
2001	.968	31	9	21	1	31	0	
2002	.933	31	8	20	2	30	1	
Totals	.944	136	30	105	8	143	9	

Halama's Bests

Low Hit Complete Game: 4, May 17, 2000 vs. Minnesota
Innings Pitched, Start: 9.0 (four times), last: August 1, 2000 vs. Boston
Innings Pitched, Relief: 5.0 (twice), last: May 28, 2002 at Tampa Bay
Strikeouts, Start: 8, May 7, 2000 vs. Anaheim
Strikeouts, Relief: 6, June 6, 2002 at Oakland
Longest Winning Streak: 9, April 30 to August 3, 1999
Longest Losing Streak: 5, September 6 to October 3, 1999



Aaron Harang 56

Right Handed Pitcher

Ht/Wt: 6-7 / 240

Bats/Throws: Right / Right

Birthdate: May 9, 1978

Opening Day Age: 24

Birthplace/Resides: San Diego, California / San Diego, California

Major League Service: 116 days

Obtained: Acquired from the Texas Rangers with pitcher Ryan Cullen for infielder Randy Velarde, November 17, 2000

Contract Status: First year of a one-year contract through 2003.

2002 Highlights

Made his major league debut with the A's and appeared in 16 games, 15 starts...the starts were fifth most on the A's pitching staff...14 of the starts came from May 25 to August 25...started the season in the minors and finished it in the A's bullpen before making a spot start in his final outing of the season...went 5-4 with a 4.83 ERA with the A's...ranked ninth among American League rookies in starts, 10th in strikeouts (64) and tied for 10th in wins...had a better ERA in Oakland where he was 2-3 with a 3.05 ERA (14 er in 41.1 ip) ERA in eight games, seven starts, but had a better won-loss record on the road as he was 3-1 with a 6.81 ERA (28 er in 37.0 ip) in eight games, eight starts, away from home...allowed a .261 opponents batting average...that broke down to .295 (44 for 149) with 5 HR and 21 RBI by the first four hitters in the order and .227 (34 for 150) with 2 HR and 15 RBI by the last five hitters in the order...had a 3.68 ERA (12 er in 29.1 ip) and .224 (24 for 107) opponents batting average in the first two innings of his starting assignments and a 5.55 ERA (29 er in 47.0 ip) and .281 (52 for 185) opponents batting average from the third inning on...began the year at Double-A Midland and was 2-0 with a 1.08 ERA in three starts before he was promoted to Sacramento on April 18...went 3-2 with a 1.77 ERA in seven starts in his Triple-A debut and was called up to Oakland on May 25 after going a combined 5-2 with a 1.55 ERA and no home runs allowed in 10 minor league starts (52.1 innings)...made his major league debut on May 25 against Tampa Bay and pitched seven shutout innings to pick up the win (3 h, 3 bb, 10 so)...combined with Chad Bradford on a three-hit shutout and struck out 10 to become the second pitcher in Oakland history to fan 10 or more in his debut...Tim Hudson set the record with 11 on

June 8, 1999...became the 29th pitcher in Oakland history to start in his debut, the ninth to win...took the loss in his next start, a 4-1 A's loss against Seattle on June 3 but shutout the Mariners over the first four innings...that extended his career opening scoreless streak to 11.0 innings, an Oakland record for a starter...previous mark was 10.0 by John Johnson in 1978...tossed 6.1 shutout innings in his third start on June 8 against Houston to pick up his second win...tossed 6.1 shutout innings in a no decision on June 26 at Seattle and was 3-2 with a 2.02 ERA (8 er in 35.2 ip) and .198 (25 for 126) opponents batting average over his first six starting assignments through June 26...then went 2-2 with a 7.17 ERA (34 er in 42.2 ip) and .306 (53 for 173) opponents batting average in 10 games, nine starts over the rest of the season...tossed at least six innings in five of his first six starts and then tossed fewer than six innings in eight of his final nine starts...allowed three runs or fewer in five of his first six starts and three runs or more in six of his final nine starts...allowed two home runs in first eight starts and five in his last seven...was moved to the bullpen following the break with the acquisition of Ted Lilly but never pitched in relief before he was optioned to Sacramento on July 23...returned the next day when Lilly went on the disabled list and went 2-1 with a 5.87 ERA (20 er in 30.2 ip) in six starts during his second stint...charged with the A's final loss before their 20-game winning streak on August 12 vs. Toronto, despite allowing just two runs on five hits in 7.0 innings...optioned to Sacramento on August 26th as the A's had three off days over an eight day stretch and went with a four-man rotation...made one start at Sacramento, a loss at Las Vegas on September 2, and finished the Triple-A portion of his season 3-3 with a 3.26 ERA in eight starts...returned to Oakland on September 4 and appeared in two games...made his only relief appearance of the season on September 15 against Seattle and took the loss (2.0 ip, 2 h, 1 r, 1 er, 3 bb, 1 so) and started on September 28 at Texas and had a no decision, despite allowing a season high seven runs in a season low 1.1 innings.

Career

1999—was named Pitcher of the Year in the Appalachian League after leading the league in wins (9) and base runners per nine innings (1.83) and tying for the league lead in complete games (1) and shutouts (1)...also ranked third in ERA (2.30) and strikeouts (87) and was fifth in innings pitched (78.1)...went 9-2 with a save for Pulaski in 16 games, 10 starts...led the club in wins and strikeouts...was 8-0 with a 2.23 ERA in his 10 starting assignments...the eight-game winning streak from July 14 to August 20 tied for the second longest streak among starters in all of minor league baseball...began the winning streak by not allowing a run in three straight starts (21.0 ip)...was named AL Pitcher of the Week for the week of July 19 to 25...struck out a season high 12 on July 30 at Princeton...tossed a complete game five-hit shutout and struck out 10 in the second game of a doubleheader at Bristol...made one post-season start and had a no decision (7.0 ip, 6 h, 4 r, 4 er, 2 bb, 10 so). **2000**—named to the Florida State League post-season All-Star team after leading the league with a career high 13 wins...also tied for second in complete games (3) and shutouts (2), was third in opponents batting average by a starter (.219), tied for fourth in games started (27) and ranked eighth in ERA (3.32)...led his Charlotte team in wins and shutouts and tied for the team lead in starts and complete games...ranked second in the Texas organization in wins, fifth in strikeouts (136) and sixth in ERA...allowed a .220 opponents batting average which broke down to .283 (41 for 145) against left handers and .200 (87 for 436) against right handers...tossed seven or more innings in 10 of his 27 starts...struck out a season high 13 in 6.0 shutout innings of one-hit ball on April 25 at Daytona...was 2-0 with a 1.59 ERA in five games in May...tossed a one-hitter in a 5-0 win in the first game of a doubleheader on June 13 at St. Petersburg...was named FSL Pitcher of the Week for the week of June 12-18...finished the season with a seven-game winning streak from July 15 to August 28 (2.59 ERA). **2001**—acquired by the A's from the Texas organization during the off-season and tied for fourth in the A's organization in wins (10) while ranking sixth in ERA (4.14)...started 27 games which tied for third most in the Texas League...tossed six or more innings in 12 of those starts, allowed three runs or fewer 18 times and did not walk a batter eight times...led Double-A Midland in strikeouts (112), tied for the team lead in games started and ranked second in innings pitched (150.0)...allowed a .285 opponents batting average which broke down to .335 (71 for 212) against left handers and .258 (102 for 396) against right handers...posted a 2.08 ERA in five April starts but was just 2-2...went 4-1 with a 3.15 ERA in six July starts...including a four-game winning streak from July 10 to 26 that he capped with 7.0 shutout innings on July 26 against El Paso.

Personal/Miscellaneous

Aaron Michael Harang...graduated from Patrick Henry High School (San Diego, CA) in 1996...attended San Diego State University...originally drafted by Texas in the 6th round of the June, 1999 draft and was signed by Rangers scout Jim Lentine.

LIFETIME PITCHING RECORD

Year	Club	W	L	ERA	G	GS	CG	SHO	SV	IP	H	R	ER	HR	HB	BB	IBB	SO	WP	BK
1999	Pulaski	9	2	2.30	16	10	1	1	1	78.1	64	22	20	5	4	17	1	87	2	1
2000	Charlotte	13	5	3.32	28	27	3	2	0	157.0	128	68	58	10	7	50	0	136	5	1
2001	Midland	10	8	4.14	27	27	0	0	0	150.0	173	81	69	9	6	37	1	112	3	0
2002	Midland	2	0	1.08	3	3	0	0	0	16.2	12	3	2	0	3	7	0	21	1	0
	Sacramento	3	3	3.26	8	8	0	0	0	38.2	41	17	14	1	2	9	0	39	2	0
	OAKLAND	5	4	4.83	16	15	0	0	0	78.1	78	44	42	7	3	45	2	64	1	0
M.L. Totals		5	4	4.83	16	15	0	0	0	78.1	78	44	42	7	3	45	2	64	1	0

CAREER TRANSACTIONS

1999 — Selected by the Texas Rangers organization in the 6th round of the free-agent draft, June 3.

2000 — Traded with pitcher Ryan Cullen to the Oakland Athletics organization for infielder Randy Velarde, November 17.

VS. THE AMERICAN LEAGUE

2002 ERA	W	L	SV	G	IP	H	HR	ER	SO	CAREER vs. TEAM ERA	W	L	SV	G	IP	H	HR	ER	SO	
1.59	1	0	0	1	5.2	3	1	1	4	Boston	1.59	1	0	0	1	5.2	3	1	1	4
3.60	1	0	0	1	5.0	5	0	2	2	Cleveland	3.60	1	0	0	1	5.0	5	0	2	2
10.13	0	0	0	2	8.0	11	1	9	7	Detroit	10.13	0	0	0	2	8.0	11	1	9	7
7.36	0	0	0	1	3.2	7	0	3	6	Kansas City	7.36	0	0	0	1	3.2	7	0	3	6
5.40	0	0	0	1	5.0	9	0	3	3	Minnesota	5.40	0	0	0	1	5.0	9	0	3	3
1.88	0	2	0	3	14.1	9	0	3	12	Seattle	1.88	0	2	0	3	14.1	9	0	3	12
0.00	1	0	0	1	7.0	3	0	0	10	Tampa Bay	0.00	1	0	0	1	7.0	3	0	0	10
18.47	0	0	0	2	6.1	11	2	13	7	Texas	18.47	0	0	0	2	6.1	11	2	13	7
2.57	0	1	0	1	7.0	5	1	2	1	Toronto	2.57	0	1	0	1	7.0	5	1	2	1

VS. THE NATIONAL LEAGUE

2002 ERA	W	L	SV	G	IP	H	HR	ER	SO	CAREER vs. TEAM ERA	W	L	SV	G	IP	H	HR	ER	SO	
1.50	1	0	0	1	6.0	5	0	1	6	Cincinnati	1.50	1	0	0	1	6.0	5	0	1	6
0.00	1	0	0	1	6.1	6	0	0	2	Houston	0.00	1	0	0	1	6.1	6	0	0	2
11.25	0	1	0	1	4.0	4	2	5	4	San Francisco	11.25	0	1	0	1	4.0	4	2	5	4

MONTHLY BREAKDOWN

2002 ERA	W	L	SV	G	IP	H	HR	ER	SO	CAREER vs. TEAM ERA	W	L	SV	G	IP	H	HR	ER	SO
—	0	0	0	0	0.0	0	0	0	0	April	—	0	0	0	0	0.0	0	0	0
0.00	1	0	0	1	7.0	3	0	0	0	May	0.00	1	0	0	1	7.0	3	0	0
2.51	2	2	0	5	28.2	22	2	8	23	June	2.51	2	2	0	5	28.2	22	2	8
7.90	0	0	0	3	13.2	24	2	12	14	July	7.90	0	0	0	3	13.2	24	2	12
4.91	2	1	0	5	25.2	24	3	14	14	August	4.91	2	1	0	5	25.2	24	3	14
21.60	0	1	0	2	3.1	5	0	8	3	September	21.60	0	1	0	2	3.1	5	0	8

PITCHING BREAKDOWN

2002 ERA	W	L	SV	G	IP	H	HR	ER	SO	CAREER vs. TEAM ERA	W	L	SV	G	IP	H	HR	ER	SO
3.05	2	3	0	8	41.1	43	2	14	32	Home	3.05	2	3	0	8	41.1	43	2	14
6.81	3	1	0	8	37.0	35	5	28	32	Road	6.81	3	1	0	8	37.0	35	5	28
5.06	2	2	0	6	26.2	27	2	15	26	Day	5.06	2	2	0	6	26.2	27	2	15
4.70	3	2	0	10	51.2	51	5	27	38	Night	4.70	3	2	0	10	51.2	51	5	27
4.83	5	4	0	16	78.1	78	7	42	64	Grass	4.83	5	4	0	16	78.1	78	7	42
—	0	0	0	0	0.0	0	0	0	0	Turf	—	0	0	0	0	0.0	0	0	0
2.84	3	2	0	8	44.1	41	2	14	42	Pre-ASG	2.84	3	2	0	8	44.1	41	2	14
7.41	2	2	0	8	34.0	37	5	28	22	Post-ASG	7.41	2	2	0	8	34.0	37	5	28
4.83	5	3	0	15	76.1	76	7	41	63	Starter	4.83	5	3	0	15	76.1	76	7	41
4.50	0	1	0	1	2.0	2	0	1	1	Reliever	4.50	0	1	0	1	2.0	2	0	1

BALLPARK BREAKDOWN

	ERA	W	L	S	G	IP	H	HR	ER	SO
Fenway Park	1.59	1	0	0	1	5.2	3	1	1	4
Jacobs Field	3.60	1	0	0	1	5.0	5	0	2	2
Comerica Park	14.73	0	0	0	1	3.2	5	0	6	3
Network Associates Coliseum	3.05	2	3	0	8	41.1	43	2	14	32
Safeco Field	0.00	0	0	0	1	6.1	2	0	0	6
Ballpark in Arlington	18.47	0	0	0	2	6.1	11	2	13	7
Cinergy Field	1.50	1	0	0	1	6.0	5	0	1	6
Pacific Bell Park	11.25	0	1	0	1	4.0	4	2	5	4

FIELDING STATISTICS

Pitcher								
Year	Pct.	G	PO	A	E	TC	DP	
2002	.929	16	6	7	1	14	0	
Totals	.929	16	6	7	1	14	0	

Harang's Bests

Low Hit Complete Game: None
Innings Pitched, Start: 7.0 (twice), last: August 12, 2002 vs. Toronto
Innings Pitched, Relief: 2.0, September 15, 2002 vs. Seattle
Strikeouts, Start: 10, May 25, 2002 vs. Tampa Bay
Strikeouts, Relief: 1, September 15, 2002 vs. Seattle
Longest Winning Streak: 2, June 21 to August 7, 2002
Longest Losing Streak: 1 (four times), last time: September 15, 2002 to present



Chad Harville 32

Right Handed Pitcher

Ht/Wt: 5-9 / 185

Bats/Throws: Right / Right

Birthdate: September 16, 1976 **Opening Day Age:** 26

Birthplace/Resides: Selmer, Tennessee / Savannah, Tennessee

Major League Service: 1 year, 3 days

Obtained: Selected in the 2nd round of the June, 1997 draft

Contract Status: First year of a one-year contract through 2003.

2002 Highlights

Made just 24 relief appearances at Triple-A Sacramento as he missed over two months of the season with a right elbow inflammation...had a 2.75 ERA (6 er in 19.2 ip) and .219 (16 for 73) opponents batting average before the injury and a 10.45 ERA (12 er in 10.1 ip) and .364 (16 for 44) opponents batting average after the injury...was 1-2 with five saves and a 5.40 ERA overall...allowed a .274 (32 for 117) opponents batting average...yielded a .281 (9 for 32) average with runners in scoring position but that marked dropped to .091 (1 for 11) with RISP and two outs...opponents were 3 for 4 with the bases loaded, including a grand slam...struck out just 26 batters in 30.0 innings, the first time in his minor league career he finished with fewer strikeouts than innings pitched...now has 365 strikeouts in 296.0 career minor league innings (11.1 per nine innings)...all five of his saves came early in the season as he had four saves in nine games in April and five saves over his first 13 games...did not allow an earned run in 14 of his first 15 outings, posting a 2.33 ERA (5 er in 19.1 ip) over that span...allowed five runs on five hits in 2.0 innings on April 13 against Nashville but then went 11 consecutive outings from April 16 to May 16 without allowing a run (13.0 ip, 5 h, 5 bb, 12 so)...charged with his first loss of the season on May 20 at New Orleans, allowing a run on three hits in 0.1 innings...was placed on the disabled list the next day and did not pitch again until August 8...allowed at least one run in each of his first five outings following his return for a 16.20 ERA (9 er in 5.0 ip)...ended that streak by tossing a season high 2.1 innings of scoreless relief on August 25 against Fresno...lone win of the season came in his final outing on August 31 at Las Vegas despite allowing three runs and two home runs in 2.0 innings.

Career

1997—selected by the A's in the second round of the June draft and began his professional career at Southern Oregon of the Northwest League...had a win in three relief appearances and did not allow a run in 5.0 innings before he was promoted to Visalia of the California League on July 10...appeared in 14 games in relief with the Oaks without a decision...posted a 5.79 ERA and allowed a .325 (25 for 77)

opponents batting average...made one post-season appearance and allowed two unearned runs in 2.1 innings. **1998**—began the season at Single-A Visalia but was promoted to Double-A Huntsville on July 30...combined for a 4-3 record and a 2.90 ERA in 36 games, seven starts...also had 12 saves which tied for fourth most in the A's farm system...struck out 100 in 83.2 innings and did not allow a home run...allowed a .213 opponents batting average which dropped to .160 with runners in scoring position...right handers batted .179...all of his starts in 1998 came at Visalia where he alternated between the rotation and the bullpen before straining his right shoulder...was 3-3 with two saves a 3.44 ERA in 14 games, seven starts, before the injury...returned on July 4 and made 10 relief appearances, posting a 1-0 record with two saves and a 1.29 ERA, before his promotion to Huntsville...recorded eight saves in 12 games with the Stars and tied for second on the club in saves...made one post-season appearance for Huntsville and retired both of the batters he faced...was 0-1 with two saves and a 3.06 ERA in 18 relief appearances with Peoria in the Arizona Fall League...struck out 22 in 17.2 innings. **1999**—made his major league debut with the A's, appearing in 15 games...called up from Vancouver on June 22 and made his major league debut the next night at Texas...entered the game in the seventh inning and after allowing a leadoff single to Lee Stevens he retired each of the final four hitters he faced (1.1 ip, 1 h)...was optioned back to Vancouver on July 30 after appearing in 11 games...returned on September 4 and pitched in four games, allowing at least one run in all four outings...strained his right hamstring on September 24 at Texas and missed the remainder of the season...allowed 2 of 8 inherited runners to score and first hitters faced were 5 for 13 (.385) with a pair of walks...allowed a .310 opponents batting average which dropped to .259 (7 for 27) with runners on base...began the year at Double-A Midland and went 2-0 with seven saves and a 2.01 ERA in 17 relief appearances with the Rockhounds...allowed a .165 (13 for 79) opponents batting average and was promoted to Triple-A Vancouver on May 28...took over as the closer in his second stint with the Canadians, recording eight saves in 12 outings while posting a 1.42 ERA...combined for a 3-0 record, 18 saves and a 1.88 ERA in 39 minor league appearances...the 18 saves tied for second most in the A's farm system...struck out 71 in 48.0 innings (13.3 per nine innings) and allowed just one home run...allowed a .207 (37 for 179) opponents batting average, including .145 (9 for 62) with runners in scoring position. **2000**—saw all of his action at Triple-A Sacramento, making a team leading 53 appearances in relief for the Rivercats...was called up to Oakland on July 3 and spent 14 days with the A's...did not appear in a game before July 17 when he was sent back to Sacramento where he spent the balance of the season...was 3-2 with seven saves and a 4.75 ERA (22 er in 41.2 ip) in 35 games before his call-up and 2-1 with two saves and a 4.03 ERA (10 er in 22.1 ip) in 18 games following his return...finished second on the Sacramento pitching staff with nine saves...six of those came over a 13-game stretch from May 25 to June 25...struck out a season high five on May 9 at Fresno and finished with an average of 10.83 strikeouts per nine innings (77 in 64.0 ip)...had a loss in three post season appearances with Sacramento, allowing eight runs on six hits and four walks in 2.1 innings for a 30.86 ERA...allowed a .222 (53 for 239) opponents batting average during the regular season, including .216 (32 for 148) against right handers...allowed a .222 (16 for 72) average with runners in scoring position which dropped to .107 (3 for 28) with RISP and two outs. **2001**—began the season on the Oakland disabled list with right rotator cuff tendinitis but spent most of the year at Triple-A Sacramento before he was brought up to Oakland at the conclusion of the River Cats season...made two rehab appearances at Modesto (3.0 ip, 2 h, 2 r, 1 er, 3 so) and one at Visalia (3.0 ip, 3 h, 3 so) before he was activated from the disabled list on June 9 and optioned to Sacramento...made 33 relief appearances with the River Cats and led Sacramento with eight saves...walked 12 and struck out 55 in 40.2 innings for a strikeout to walk ratio of 4.6 and a strikeout per nine inning ratio of 12.2...held opponents to a .230 batting average including .241 (13 for 54) against left handers and .224 (22 for 98) against right handers...opponents hit .204 (10 for 49) with runners in scoring position...recorded his first save on July 22 at Iowa and all eight of his saves came over his final 19 outings...had a save in three post-season appearances for Sacramento and did not allow an earned run (3.1 ip, 3 h, 2 r, 1 bb, 3 so)...brought up to Oakland on September 10 and appeared in three games (3.0 ip, 2 h, 2 so)...pitched for Lacey in the Dominican Winter League and led the circuit with eight saves...compiled a 1.99 ERA in 22 relief appearances and struck out 28 in 22.2 innings.

Personal/Miscellaneous

Chad Ashley Harville was signed by John Poloni...graduated from Hardin County (Savannah, Tenn.) High School in 1994 and was first team all-state in baseball...attended the University of Memphis where he majored in accounting...was a two-time All-Conference USA selection...led the league with eight saves as a sophomore and was named to the team as a relief pitcher...named as a starter as a junior after leading the league with 136 strikeouts in 102 innings.

LIFETIME PITCHING RECORD

Year	Club	W	L	ERA	G	GS	CG	SHO	SV	IP	H	R	ER	HR	HB	BB	IBB	SO	WP	BK
1997	Southern Oregon	1	0	0.00	3	0	0	0	0	5.0	3	0	0	0	2	3	0	6	0	0
	Visalia	0	0	5.79	14	0	0	0	0	18.2	25	14	12	2	0	13	1	24	1	3
1998	Visalia	4	3	3.00	24	7	0	0	4	69.0	59	25	23	0	5	31	0	76	6	2
	Huntsville	0	0	2.45	12	0	0	0	8	14.2	6	4	4	0	0	13	1	24	1	0
1999	Midland	2	0	2.01	17	0	0	0	7	22.1	13	6	5	1	1	9	0	35	2	0
	Vancouver	1	0	1.75	22	0	0	0	11	25.2	24	5	5	0	3	11	1	36	4	0
	OAKLAND	0	2	6.91	15	0	0	0	0	14.1	18	11	11	2	0	10	1	15	3	1
2000	Sacramento	5	3	4.50	53	0	0	0	9	64.0	53	35	32	8	3	35	0	77	8	0
2001	Modesto	0	0	3.00	2	1	0	0	0	3.0	2	2	1	0	0	0	0	3	0	0
	Visalia	0	0	0.00	1	1	0	0	0	3.0	3	0	0	0	0	0	0	3	0	0
	Sacramento	5	2	3.98	33	0	0	0	8	40.2	35	20	18	5	2	12	0	55	5	0
	OAKLAND	0	0	0.00	3	0	0	0	0	3.0	2	0	0	0	0	0	0	2	1	0
2002	Sacramento	1	2	5.40	24	0	0	0	5	30.0	32	19	18	5	1	13	1	26	2	0
M.L. Totals		0	2	5.71	18	0	0	0	0	17.1	20	11	11	2	0	10	1	17	4	1

CAREER TRANSACTIONS

1997 — Selected by the Oakland Athletics organization in the 2nd round of the free-agent draft, June 3.

2001 — On disabled list, March 31 to June 9; included rehabilitation assignments to Modesto, May 31 to June 2 and June 5 to 9, and Visalia, June 3 to 4.

VS. THE AMERICAN LEAGUE

2002											CAREER									
ERA	W	L	SV	G	IP	H	HR	ER	SO	vs. TEAM	ERA	W	L	SV	G	IP	H	HR	ER	SO
—	0	0	0	0	0.0	0	0	0	0	Anaheim	6.75	0	1	0	5	5.1	6	0	4	6
—	0	0	0	0	0.0	0	0	0	0	Baltimore	9.00	0	0	0	2	3.0	4	1	3	3
—	0	0	0	0	0.0	0	0	0	0	Detroit	13.50	0	0	0	1	0.2	2	0	1	1
—	0	0	0	0	0.0	0	0	0	0	Kansas City	18.00	0	1	0	2	1.0	3	1	2	1
—	0	0	0	0	0.0	0	0	0	0	Seattle	0.00	0	0	0	2	1.0	1	0	0	2
—	0	0	0	0	0.0	0	0	0	0	Texas	1.93	0	0	0	4	4.2	3	0	1	3

VS. THE NATIONAL LEAGUE

2002											CAREER									
ERA	W	L	SV	G	IP	H	HR	ER	SO	vs. TEAM	ERA	W	L	SV	G	IP	H	HR	ER	SO
—	0	0	0	0	0.0	0	0	0	0	San Francisco	0.00	0	0	0	2	1.2	1	0	0	1

MONTHLY BREAKDOWN

2002											CAREER									
ERA	W	L	SV	G	IP	H	HR	ER	SO	vs. TEAM	ERA	W	L	SV	G	IP	H	HR	ER	SO
—	0	0	0	0	0.0	0	0	0	0	June	0.00	0	0	0	2	3.0	1	0	0	2
—	0	0	0	0	0.0	0	0	0	0	July	7.36	0	2	0	9	7.1	10	1	6	9
—	0	0	0	0	0.0	0	0	0	0	August	—	0	0	0	0	0.0	0	0	0	0
—	0	0	0	0	0.0	0	0	0	0	September	7.50	0	0	0	6	6.0	9	1	5	5
—	0	0	0	0	0.0	0	0	0	0	October	0.00	0	0	0	1	1.0	0	0	0	1

PITCHING BREAKDOWN

2002											CAREER									
ERA	W	L	SV	G	IP	H	HR	ER	SO	vs. TEAM	ERA	W	L	SV	G	IP	H	HR	ER	SO
—	0	0	0	0	0.0	0	0	0	0	Home	6.43	0	1	0	7	7.0	10	0	5	7
—	0	0	0	0	0.0	0	0	0	0	Road	5.23	0	1	0	11	10.1	10	2	6	10
—	0	0	0	0	0.0	0	0	0	0	Day	6.23	0	1	0	6	4.1	4	1	3	4
—	0	0	0	0	0.0	0	0	0	0	Night	5.54	0	1	0	12	13.0	16	1	8	13
—	0	0	0	0	0.0	0	0	0	0	Grass	5.71	0	2	0	18	17.1	20	2	11	17
—	0	0	0	0	0.0	0	0	0	0	Turf	—	0	0	0	0	0.0	0	0	0	0
—	0	0	0	0	0.0	0	0	0	0	Pre-ASG	5.40	0	1	0	5	8.2	6	0	4	7
—	0	0	0	0	0.0	0	0	0	0	Post-ASG	5.91	0	1	0	13	10.2	14	2	7	10
—	0	0	0	0	0.0	0	0	0	0	Starter	—	0	0	0	0	0.0	0	0	0	0
—	0	0	0	0	0.0	0	0	0	0	Reliever	5.71	0	2	0	18	17.1	20	2	11	17

BALLPARK BREAKDOWN

	ERA	W	L	S	G	IP	H	HR	ER	SO
Edison Field	0.00	0	0	0	2	2.2	0	0	0	3
Camden Yards	9.00	0	0	0	2	3.0	4	1	3	3
Kauffman Stadium	18.00	0	1	0	2	1.0	3	1	2	1
Network Associates Coliseum	6.43	0	1	0	7	7.0	10	0	5	7
Safeco Field	0.00	0	0	0	2	1.0	1	0	0	2
The Ballpark In Arlington	3.38	0	0	0	3	2.2	2	0	1	1

FIELDING STATISTICS

Pitcher	Year	Pct.	G	PO	A	E	TC	DP
1999	—	—	15	0	0	0	0	0
2001	1.000	3	1	1	0	2	0	0
Totals	1.000	18	1	1	0	2	0	0

Harville's Bests

Low Hit Complete Game: None
Innings Pitched: 2.0 (twice), last time: September 23, 1999 at Baltimore (2nd Game)
Strikeouts: 2 (five times), last time: September 23, 1999 at Baltimore (2nd Game)
Longest Winning Streak: None
Longest Losing Streak: 2, July 2, 1999 to present



Scott Hatteberg 10

First Base

Ht/Wt: 6-1 / 210 **Bats/Throws:** Left / Right
Birthdate: December 14, 1969 **Opening Day Age:** 33
Birthplace/Resides: Salem, Oregon / Gig Harbor, Washington
Major League Service: 6 years, 70 days
Obtained: Signed as a free agent, December 29, 2001
Contract Status: Second year of a two-year contract through 2003.

2002 Highlights

Put together his best season of his eight years in the majors...posted career highs in batting average (.280), games (136), at bats (492), runs (58), hits (138), triples (4), home runs (15), RBI (61) and walks (68)...then hit safely in all five Division Series games against Minnesota and batted a team leading .500 (7 for 14) with three walks for a .588 on-base percentage...his four triples during the regular season tied for the A's team lead and were two more than his career total in 454 games entering the season...finished second on the A's in walks and averaged 4.15 pitches per plate appearance which ranked third in the American League...his batting average broke down to .233 (20 for 86) against left handers and .291 (118 for 406) against right handers...now has a .218 (69 for 317) career average against lefties and .282 (419 for 1485) against righties...began the season as the A's number three hitter and designated hitter...started 29 of the A's first 35 games hitting in the three spot and 41 of the first 53 at designated hitter...then went on to start 84 of the A's final 109 games at first base and made a team leading 88 starts at first base for the season...had never played first base prior to 2002 and had appeared in just one game at a position other than catcher (third base)...batted .276 (32 for 116) in the three spot and spent most of the rest of the season hitting second where he batted .288 (88 for 306)...hit .296 (45 for 152) with seven home runs and 20 RBI as the A's designated hitter...his 41 starts at DH were second on the club to Durham's 43...led A's designated hitters in batting, home runs and RBI...began the year by hitting .297 (30 for 101) over his first 27 games through May 5...then hit .241 (53 for 220) over his next 63 games to drop his average to .259 on July 28...then went 55 for 171 (.322) over his final 46 games to finish the year at .280...led the A's in batting (.383), slugging (.700) and on-base percentage (.441) during the spring and that carried over into the regular season...after going 0 for 4 in an opening night start at designated hitter, he reached base safely via hit, walk or hit by pitch in 26 consecutive games through May 5...had a pinch hit single on April 9 at Texas to snap a 0 for 19 streak as a pinch hitter dating back to September 7, 2000 at Detroit...went 2 for 7 (.286) as a pinch hitter for the season after going 0 for 17 with Boston in 2001...is a .197 (13 for 66) career hitter in the pinch...had a career high 10-game hitting streak from April 20 to May 1 (16 for 42, .381)...hit .299 in

April with three home runs, matching his season total in 94 games with Boston in 2001...average decreased in each of the next three months as he hit .269 in May, .264 in June and .205 in July...then hit .291 in August and .355 in September...the September average was the best one month average of his career (.350 in September, 1999)...made his major league debut at first base on May 7 against Boston after a pinch hitting appearance...first start at first base came on May 11 against Toronto...had five home runs and 10 RBI over a seven-game stretch from May 24 to June 1...that included his second career two-homer game on May 31 at Tampa Bay when he also matched his career high with four RBI...the A's won that game and were 12-2 in games in which he homered for the season...hit .333 (19 for 57) during interleague play...went into the All-Star Break with 11 home runs in 73 games but hit just four in 63 games after the break...had a career high tying four hits on August 18 against Chicago, the fifth four hit game of his career...batted .452 (14 for 31) in eight games against the White Sox and now has a .336 (40 for 119) career average against Chicago, his best against any American League team...had one of the A's biggest home runs of the season as he delivered the pinch hit game ending home run on September 4 against Kansas City in the A's 12-11 win...the home run came after the A's blew an 11-0 lead and it gave them an American League record 20 consecutive wins...it was the A's third pinch hit game ending home run of the season and it was his career high 13th home run of the season...seven of his 15 home runs gave the A's lead and another tied the game...finished the season with a seven-game hitting streak (11 for 28, .393) to up his average to a career high .280...hit his first career post-season home run in the first inning of Game 3 of the Division Series at Minnesota...it followed Ray Durham's inside-the-park-home run to start the game, marking the first time in post-season history that a team has started the game with back-to-back home runs.

Career

1991—caught in 45 games for Winter Haven...hit .277 and was named by *Baseball America* as one of the Top 10 Prospects in Florida State League...added a .200 (5 for 25) average in eight games at Lynchburg...played in the Florida Instructional League. **1992**—hit .232 at New Britain in 103 games...hit .326 (15 for 46) in his first 14 games...had an eight-game hit streak, July 26 to August 13 (11 for 31, .355)...was 4 for 4 on August 6 in Hagerstown...played in the Arizona Fall League and hit .394 (37 for 94) with 3 HR and 18 RBI in 30 games. **1993**—began the year with New Britain...in 68 games he hit .278 with 7 HR and 28 RBI...had two 10-game hit streaks, May 8 to 28 (16 for 36, .444) and June 5 to 17 (16 for 39, .410)...average reached .309 thru June 13...was 4 for 4 on May 26 in Reading...had four three-hit games and two four-RBI games...was promoted to Pawtucket July 18 and went 0 for 20 in his first six games...hit safely in 6 of 7 games from July 25 to August 8 (9 for 21, .429)...played only twice after August 14 (August 20 and 27) due to an injured right knee...had arthroscopic surgery on the knee at the UMass Medical Center in Worcester, Mass., September 1...added to the 40-man roster on November 12...played for Mesa in the Arizona Fall League and hit .383 (31 for 81) in 32 games. **1994**—promoted to Pawtucket from Double-A New Britain May 6 after hitting .265 in 20 games...became the PawSox regular catcher and hit .235 in 78 games with 7 HR and 19 RBI...went 5 for 8 July 3 and 4 with four doubles and one home run to spark wins vs. Toledo and Norfolk...average was a season-high .264 on July 14 but he then went 19 for 104 (.183) for a final average of .235. **1995**—began the season at Pawtucket for the first time...went 3 for 3 with a pair of doubles on May 18 vs. Columbus to raise his average to a season-high .455...best month was May when he hit .365 with 4 HR and 10 RBI in 18 games...set a PawSox record when he threw out 5 of 7 attempted base stealers vs. Norfolk, August 31...recalled from Pawtucket on September 3...made his major league debut September 8 in New York with a pinch hit single against David Cone off the right field wall in the eighth inning and scored his first M.L. run...went behind the plate for the bottom of the eighth...did not bat in his only other appearance, September 27 vs. Detroit, catching the ninth inning. **1996**—began the year with Pawtucket and hit .287 in his first 77 games with a .401 on-base percentage...had a 15-game hitting streak from May 17 to June 5 (19 for 50, .380, 5 doubles, 3 home runs, 15 runs, 16 RBI)...hit .395 (15 for 38) with 4 HR and 14 RBI in 12 games in July before being recalled from Pawtucket on July 17...was 0 for 2 in each of his starts as catcher July 22 and 23 vs. Kansas City...was 1 for 7 (.143) in six overall appearances before he was optioned back to Pawtucket on August 5...appeared in 86 games as catcher, three at DH, and one as a pinch hitter overall with Pawtucket...started at catcher in three of the four PawSox playoff games and was 2 for 9 with a pair of walks...recalled from Pawtucket September 9 and spent the rest of the season with Boston...was 1 for 3 on September 27 vs. New York in a 7-5 victory in his only other start with Boston...only other hit with the Red Sox came on August 2 vs. Minnesota. **1997**—his first full season in the majors...ranked fourth among

American League rookies with 23 doubles, 40 walks and 27 multi-hit games and fifth with 10 HR, 44 RBI, 34 extra base hits and 152 total bases...made 93 starts at catcher and the Sox were 48-45 in his starting assignments...recorded his first career RBI on a double in the Sox 5-4 win on May 2 at Texas...was 3 for 3 with the first two home runs of his career and four RBI on May 7 vs. Minnesota...hit .321 (25 for 78) in 26 games in June...was 4 for 4 with three doubles and three runs on August 8 vs. Kansas City...hit a two-run pinch homer (Foulke) in the bottom of the ninth on September 19 vs. Chicago to tie the game at four in a 5-4, 10 inning loss...it was one of two pinch homers in the inning (Pride), tying a major league record...was 79 for 270 (.293) with 10 HR and 32 RBI against right handed pitchers...named as the catcher on the 1997 Topps Rookie All-Star team...batted in the fifth through ninth spots in the order including 51 times seventh, 16 times ninth and 13 times eighth. **1998**—had a career high .446 slugging percentage and tied his career high with 23 doubles...hit .292 (19 for 65) with 3 HR and 8 RBI in 20 games in April...had three caught stealings on April 30 vs. Anaheim, including two in the first inning...batted .291 (16 for 55) with 2 HR and 7 RBI in 17 games in June...had seven walks over three games, June 1 to 4, including a career-high three walks on June 4 vs. Baltimore...had four doubles over two games, June 24 to 26...hit his second career triple July 14 at Tampa Bay...hit .349 (22 for 63) with 2 HR and 7 RBI in 18 games in August...hit safely in six consecutive games, August 4 to 13 (13 for 22, .591), including five multi-hit games...hit his first career grand slam (Orlando Hernandez) and tied his career high with four RBI, September 9 vs. New York...tied his career high with four hits September 24 vs. Baltimore...batted .111 (1 for 9) with three walks in three games in the ALDS against Cleveland...started at catcher in Games 1, 3 and 4...was 4 for 10 (.400) with 1 HR and 11 RBI with the bases loaded...was 36 for 110 (.327) from the seventh inning on. **1999**—started the season batting .120 (3 for 25) with five runs, one RBI, five walks and three strikeouts before going on the 15 day Disabled List on May 18, retroactive to May 17, with a strained right elbow...underwent surgery to remove scar tissue from the elbow on May 24...went through a rehab assignment at Triple-A Pawtucket, Single-A Sarasota, and the GCL Red Sox...returned to action on August 17 against Oakland and went 0 for 2 with a strikeout...after returning from the D.L. he hit safely in 12 of his final 15 games, going 17 for 47 (.362) with 1 HR and 9 RBI...caught in Game 4 of the ALDS against Cleveland as a sub for Jason Varitek and was 1 for 1 with an RBI in a 23-7 Sox win...appeared in three games of the ALCS against New York and was 0 for 1 with a strikeout as a pinch hitter in two plate appearances...during the regular season, hit .409 (9 for 22) with runners in scoring position...played in six games as a designated hitter (six starts) and 23 games at catcher (18 starts)...batted seventh 16 times in 24 starts...the Sox were 16-8 in his starts. **2000**—ranked eighth in the American League in pinch hitting, batting .292 (7 for 24) with 2 HR, 5 RBI and a .542 slugging percentage...hit .417 (5 for 12) with men on base in the pinch...also caught in 48 games, 43 starts, and made 16 starts at designated hitter...was 19 for 66 (.288) with runners in scoring position...collected three hits on May 31 against Kansas City, his first game of three or more hits since September 24, 1998 (4 for 4 against Baltimore)...went 1 for 12 to start June but then went 12 for his next 29 (.414)...finished June batting .317 (13 for 41) with 2 HR and 9 RBI in 18 games...hit his first pinch homer on June 30, a solo shot off Bill Simas in the eighth inning, in a 10-4 loss at Chicago...pinch hit for Manny Alexander in the bottom of the eighth and played third base in the top of the ninth on September 3 vs. Seattle, his first major league appearance at third base (no chances)...hit his second pinch homer in the eighth inning on September 17 off Danny Patterson in a 5-4 loss at Detroit. **2001**—hit a career low .245 in 94 games with Boston...added three home runs and 25 RBI, also his lowest totals in a full season...appeared in 72 games as a catcher, making 65 starts...also made six starts at designated hitter and was 0 for 17 with three walks and four strikeouts as a pinch hitter...tossed out 10 of 125 (8.0%) attempted base stealers which ranked last among major league catchers...started at every spot in the order except first and fourth and made most of his starts batting second (25), eighth (19) and sixth (11)...batted .260 (59 for 227) against right handed pitchers and .176 (9 for 51) against left handers...went 4 for 4 with a double against Toronto on June 24, his first four-hit game since September 24, 1998...had his second four-hit game of the year on June 30 at Toronto, going 4 for 6 with a RBI...batted .305 (25 for 82) with eight doubles in July and his safely in 16 of his 22 games in the month...belted his second career grand slam on August 6 vs. Texas off Juan Moreno...hit into a triple play in his previous at bat in the sixth inning, becoming the first player since 1901 to hit into a triple play and then hit a grand slam in the same game...was 3 for 8 (.375) with the bases loaded for the season...stole the first base of his major league career on August 19 against Baltimore.

Personal/Miscellaneous

Scott Allen Hatteberg...graduated from Eisenhower HS (Yakima, Wash.) in 1998...was MVP of the baseball and basketball teams and also lettered in football...was team captain his senior year and hit .570 with 7 home runs...played Little League in Salem, Ore. and Pony League and Legion in Yakima, Wash....attended Washington State University from 1989-91 and the Cougars won the Pac-10 North all three years...was captain and MVP in 1991...played in the Alaskan League in 1989-90...was a member of the 1990 U.S. team at the Goodwill Games and hit a home run vs. Mexico...was the Red Sox third pick in the 1991 June draft, a sandwich pick between the first and second rounds as compensation from Kansas City for the signing of Type A free agent Mike Boddicker...is a self-taught guitar player and avid fly fisherman...is married, Elizabeth, and has two children, Lauren (11-8-97) and Sophia (2-21-00).

LIFETIME PLAYING RECORD

Year	Club	AVG.	G	AB	R	H	2B	3B	HR	RBI	SH	SF	HP	BB	SO	SB	CS	SLG	OBP	E
1991	Winter Haven	.277	56	191	21	53	7	3	1	25	2	2	0	22	22	1	2	.361	.349	5
	Lynchburg	.200	8	25	4	5	1	0	0	2	0	0	0	7	6	0	0	.240	.375	0
1992	New Britain	.232	103	297	28	69	13	2	1	30	1	3	2	41	49	1	3	.300	.327	11
1993	New Britain	.278	68	227	35	63	10	2	7	28	1	0	1	42	38	1	3	.432	.393	10
	Pawtucket	.189	18	53	6	10	0	0	1	2	2	0	1	6	12	0	0	.245	.283	5
1994	New Britain	.265	20	68	6	18	4	1	1	9	0	1	0	7	9	0	0	.237	.329	1
	Pawtucket	.235	78	238	26	56	14	0	7	19	2	1	3	32	49	2	1	.382	.332	7
1995	Pawtucket	.271	85	251	36	68	15	1	7	27	1	3	4	40	39	2	0	.422	.376	8
	BOSTON	.500	2	2	1	1	0	0	0	0	0	0	0	0	0	0	0	.500	.500	0
1996	Pawtucket	.268	90	287	52	77	16	0	12	49	1	3	2	58	66	1	1	.449	.391	6
	BOSTON	.182	10	11	3	2	1	0	0	0	0	0	0	3	2	0	0	.273	.357	0
1997	BOSTON	.277	114	350	46	97	23	1	10	44	2	1	2	40	70	0	1	.434	.354	11
1998	BOSTON	.276	112	359	46	99	23	1	12	43	0	3	5	43	58	0	0	.446	.359	5
1999	BOSTON	.275	30	80	12	22	5	0	1	11	0	1	1	18	14	0	0	.375	.410	1
	Pawtucket	.176	10	34	3	6	2	0	0	4	0	0	0	4	6	0	0	.235	.263	0
	GCL Red Sox	.400	6	15	4	6	2	0	1	6	0	0	0	7	1	0	0	.733	.591	0
	Sarasota	1.000	1	1	0	1	0	0	0	1	0	0	1	0	0	0	0	1.000	1.000	0
2000	BOSTON	.265	92	230	21	61	15	0	8	36	1	2	0	38	39	0	1	.435	.367	6
2001	BOSTON	.245	34	278	34	68	19	0	3	25	0	1	4	33	26	1	1	.345	.332	4
2002	OAKLAND	.280	136	492	58	138	22	4	15	61	1	1	6	68	56	0	0	.433	.374	5
M.L. Totals		.271	590	1802	221	488	108	6	49	220	4	9	18	243	265	1	3	.419	.361	32

CAREER TRANSACTIONS

- 1988** — Selected by the Philadelphia Phillies organization in the 12th round of the free-agent draft, June 1.
- 1991** — Selected by the Boston Red Sox organization as a supplemental pick between the first and second round (43rd pick overall), June 3.
- 1999** — On disabled list, April 15 to May 7; included rehabilitation assignment to Pawtucket, May 4 to 7. On disabled list, May 17 to August 16; included rehabilitation assignments to Gulf Coast Red Sox, July 24 to 31, Sarasota, August 1 to 2, and Pawtucket, August 3 to 13.
- 2001** — Traded to the Colorado Rockies for Pokey Reese, December 19. Granted free agency (contract non-tender), December 21; signed by the Oakland Athletics, December 29.

DIVISION SERIES RECORD

Year	Club/Opp.	AVG.	G	AB	R	H	2B	3B	HR	RBI	SH	SF	HP	BB	SO	SB	CS	SLG	OBP	E
1998	BOS vs. CLE	.111	3	9	0	1	0	0	0	0	0	0	0	3	1	0	0	.111	.333	0
1999	BOS vs. CLE	1.000	1	1	1	1	0	0	0	1	0	0	0	0	0	0	0	1.000	1.000	0
2002	OAK vs. MIN	.500	5	14	5	7	2	0	1	3	0	0	0	3	0	0	0	.857	.588	1
Totals		.375	9	24	6	9	2	0	1	4	0	0	0	6	1	0	0	.583	.500	1

LEAGUE CHAMPIONSHIP SERIES RECORD

Year	Club/Opp.	AVG.	G	AB	R	H	2B	3B	HR	RBI	SH	SF	HP	BB	SO	SB	CS	SLG	OBP	E
1999	BOS vs. NYY	.000	3	1	0	0	0	0	0	0	0	0	0	0	1	0	0	.000	.000	0

VS. THE AMERICAN LEAGUE

2002					CAREER					
AVG.	AB	H	HR	RBI	vs. TEAM	AVG.	AB	H	HR	RBI
.230	61	14	2	6	Anaheim	.218	133	29	3	11
.200	30	6	1	2	Baltimore	.289	121	35	5	14
.143	28	4	0	0	Boston	.143	28	4	0	0
.452	31	14	1	3	Chicago	.336	119	40	6	16
.231	26	6	0	1	Cleveland	.265	113	30	2	8
.316	19	6	0	6	Detroit	.313	134	42	3	27
.143	21	3	1	2	Kansas City	.289	97	28	2	9
.286	21	6	0	2	Minnesota	.252	103	26	4	15
.324	34	11	0	2	New York	.242	99	24	2	10
—	0	0	0	0	Oakland	.226	84	19	2	7
.288	59	17	1	8	Seattle	.258	120	31	3	17
.379	29	11	4	10	Tampa Bay	.265	132	35	6	23
.278	54	15	2	7	Texas	.283	127	36	4	18
.273	22	6	1	2	Toronto	.303	175	53	2	19

VS. THE NATIONAL LEAGUE

2002					CAREER					
AVG.	AB	H	HR	RBI	vs. TEAM	AVG.	AB	H	HR	RBI
—	0	0	0	0	Atlanta	.143	28	4	0	2
.273	11	3	1	1	Cincinnati	.273	11	3	1	1
—	0	0	0	0	Florida	.250	24	6	0	1
.111	9	1	0	2	Houston	.111	9	1	0	2
.286	7	2	1	1	Milwaukee	.212	33	7	2	7
—	0	0	0	0	Montreal	.318	22	7	1	3
—	0	0	0	0	New York	.250	24	6	1	2
—	0	0	0	0	Philadelphia	.250	36	9	0	2
.500	10	5	0	1	Pittsburgh	.500	10	5	0	1
.400	20	8	0	5	San Francisco	.400	20	8	0	5

MONTHLY BREAKDOWN

2002					CAREER					
AVG.	AB	H	HR	RBI	by MONTH	AVG.	AB	H	HR	RBI
.299	87	26	3	9	April	.275	222	61	7	26
.269	78	21	5	12	May	.231	238	55	11	32
.264	87	23	3	13	June	.289	322	93	9	42
.205	78	16	1	7	July	.249	365	91	10	41
.291	86	25	0	8	August	.287	324	93	4	35
.355	76	27	3	12	September	.289	308	89	8	43
—	0	0	0	0	October	.261	23	6	0	1

BATTING BREAKDOWN

2002					CAREER					
AVG.	AB	H	HR	RBI	by CATEGORY	AVG.	AB	H	HR	RBI
.284	229	65	8	28	Home	.277	875	242	22	105
.278	263	73	7	33	Road	.265	927	246	27	115
.280	157	44	3	19	Day	.266	516	137	11	54
.281	335	94	12	42	Night	.273	1286	351	38	166
.278	449	125	12	51	Grass	.272	1523	414	39	174
.302	43	13	3	10	Turf	.265	279	74	10	46
.270	259	70	11	34	Pre-ASG	.262	867	227	29	112
.292	233	68	4	27	Post-ASG	.279	935	261	20	108
.233	86	20	4	12	vs. LHP	.218	317	69	6	42
.291	406	118	11	49	vs. RHP	.282	1485	419	43	178
.250	132	33	5	44	RISP	.242	454	110	16	167
.222	9	2	0	5	Bases Loaded	.333	39	13	2	37
.286	7	2	1	1	PH	.197	66	13	4	9
.296	152	45	7	20	DH	.281	256	72	10	37

BALLPARK BREAKDOWN

	AVG.	AB	H	HR	RBI
Edison Field	.180	61	11	2	4
Camden Yards	.222	63	14	3	6
Fenway Park	.271	664	180	14	77
Comiskey Park	.286	56	16	1	6
Jacobs Field	.234	64	15	2	5
Tiger Stadium	.444	27	12	1	4
Comerica Park	.375	32	12	1	11
Kauffman Stadium	.260	50	13	0	4
Metrodome	.167	54	9	2	9
Yankee Stadium	.277	47	13	0	4
Network Associates Coliseum	.270	274	74	10	31
Kingdome	.364	22	8	2	8
Safeco Field	.302	43	13	1	7
Tropicana Field	.271	85	23	5	14
Ballpark in Arlington	.306	62	19	1	5
SkyDome	.287	94	27	0	12
Turner Field	.000	11	0	0	1
Cinergy Field	.273	11	3	1	1
Pro Player Stadium	.364	11	4	0	0
County Stadium	.143	14	2	1	3
Olympic Stadium	.267	15	4	1	1
Shea Stadium	.333	15	5	1	2
Veterans Stadium	.333	9	3	0	2
PNC Park	.500	10	5	0	1
Pacific Bell Park	.375	8	3	0	2

FIELDING STATISTICS

Catcher		YEAR	PCT.	G	PO	A	E	TC	DP	PB
	1995	1,000	2	4	0	0	4	0	0	
	1996	1,000	10	32	2	0	34	0	0	
	1997	.983	106	574	46	11	631	13	17	
	1998	.993	108	664	61	5	730	7	17	
	1999	.993	23	128	14	1	143	1	2	
	2000	.981	48	297	16	6	319	3	12	
	2001	.992	72	491	29	4	524	3	13	
	Totals	.989	369	2190	168	27	2385	27	61	

First Base		YEAR	PCT.	G	PO	A	E	TC	DP
	2002	.994	91	768	74	5	847	77	
	Totals	.994	91	768	74	5	847	77	

Third Base		YEAR	PCT.	G	PO	A	E	TC	DP
	2000	—	1	0	0	0	0	0	0
	Totals	—	1	0	0	0	0	0	0

Hatberg's Bests

Hits: 4 (five times), August 18, 2002 vs. Chicago; June 30, 2001 at Toronto; June 24, 2001 vs. Toronto; September 24, 1998 vs. Baltimore; August 8, 1997 vs. Kansas City
Home Runs: 2 (twice), May 31, 2002 at Tampa Bay; May 7, 1997 vs. Minnesota
Runs Batted In: 4 (four times), May 31, 2002 at Tampa Bay; August 6, 2001 vs. Texas; September 9, 1998 vs. New York; May 7, 1997 vs. Minnesota
Hitting Streak: 10, April 20 to May 1, 2002
Career Grand Stams: 2, August 6, 2001 vs. Texas; September 9, 1998 vs. New York



Buddy Hernandez 30

Right Handed Pitcher

Ht/Wt: 5-9 / 170

Bats/Throws: Right / Right

Birthdate: March 3, 1979

Opening Day Age: 24

Birthplace/Resides: Reading, Pennsylvania / Birdsboro, Pennsylvania

Major League Service: None

Obtained: Selected from the Atlanta organization in the Major League Rule 5 draft, December 16, 2002

Contract Status: First year of a one-year contract through 2003.

2002 Highlights

Spent the entire season at Double-A Greenville where he was 4-0 with one save and a 1.22 ERA in 40 relief appearances...struck out 81 in 59.0 innings for an average of 12.36 per nine innings...led Southern League relievers in strikeouts per nine innings and ranked eighth among all minor league relievers...now has 222 strikeouts in 149.2 career minor league innings, an average of 13.35 per nine innings...ranked third among SL relievers and tied for 10th among all minor league relievers with a .176 opponents batting average...that included .163 (14 for 86) against left handers and .185 (22 for 119) against right handers...has a .176 (94 for 534) career opponents batting average along with a 1.44 ERA (24 er in 149.2 ip)...did not allow a home run in 59.0 innings and has allowed just two home runs in 149.2 career minor league innings...lone save of the season came on August 11 at Jacksonville as he saw most of his action as a setup man...did not allow a run in the eighth inning all year (20.0 ip)...opened

the season on the disabled list with right shoulder tendinitis but was activated on April 12...struck out a season high six in 2.2 innings on April 22 against Tennessee...allowed at least one run in four of his first 11 outings (6 er in 18.1 ip, 2.95 ERA)...then allowed just two earned runs over his final 29 outings, posting a 0.44 ERA (40.2 ip) from May 20 until the end of the season...allowed five runs on six hits in 1.2 innings on June 11 against Carolina but just one run was earned...then went 10 consecutive outings without allowing a run from June 15 to July 21 (15.0 ip) and 17 consecutive games from June 15 to August 11 without allowing an earned run (22.0 ip)...best month of the season was July when he did not allow an earned run in nine outings (13.2 ip) and held the opposition to a .109 (5 for 46) batting average.

Career

2000—made his professional debut at Jamestown of the Short Season Single-A New York-Penn League...was 1-1 with three saves and a 1.57 ERA in 12 relief appearances...struck out 35 and walked just seven in 23.0 innings...ranked third among league relievers with an average of 13.7 strikeouts per nine innings...did not allow a home run in 23.0 innings...allowed a .207 (17 for 82) opponents batting average...did not allow a run in his final six outings (13.0 ip)...struck out a season high eight in a season high 3.1 innings in his final outing on September 4 against Batavia. **2001**—began the season with Single-A Macon of the South Atlantic League but was moved up to Single-A Myrtle Beach of the Carolina League on April 30...was a combined 1-1 with a 1.60 ERA and six saves in 41 appearances, all in relief...set career highs in appearances, saves, innings pitched (67.2) and strikeouts (106)...ranked fourth among all minor league relievers in strikeouts per nine innings (14.1) and fifth in opponents batting average (.165)...the batting average broke down to .088 (7 for 80) against left handers and .204 (34 for 167) against right handers...opponents batted .159 (10 for 63) with runners in scoring position...went 0-0 with a 3.21 ERA in seven relief appearances at Macon...walked one and struck out 29 in 14.0 innings...then went 1-1 with a 1.17 ERA and six saves in 34 relief appearances at Myrtle Beach...walked 18 and struck out 77 in 53.2 innings...ranked second among CL relievers in strikeouts per nine innings (12.91) and baserunners per nine innings (7.88) and was third in opponents batting average (.147)...finished the season with a 31.0 inning scoreless streak starting on June 26, the fifth longest scoreless streak in the minors during the 2001 season...struck out a season high six in 3.0 shutout innings in his final outing on September 1 against Kinston.

Personal/Miscellaneous

Carl P. Hernandez was originally signed by Atlanta scout Paul Faulk...attended North Carolina Wesleyan College...combined with teammate Sean Fleming on a six-hit, 1-0 shutout over St. Thomas in the 1999 NCAA Division III World Series championship game.

LIFETIME PITCHING RECORD

Year	Club	W	L	ERA	G	GS	CG	SHO	SV	IP	H	R	ER	HR	HB	BB	IBB	SO	WP	BK
2000	Jamestown	1	1	1.57	12	0	0	0	3	23.0	17	5	4	0	0	7	0	35	0	1
2001	Macon	0	0	3.21	7	0	0	0	0	14.0	13	8	5	1	0	1	0	29	0	0
	Myrtle Beach	1	1	1.17	34	0	0	0	6	53.2	28	7	7	1	1	18	2	77	5	0
2002	Greenville	4	0	1.22	40	0	0	0	1	59.0	36	13	8	0	3	23	0	81	0	0

CAREER TRANSACTIONS

2000—Signed by the Atlanta Braves organization as a non-drafted free agent, July 21.

2002—Selected by the Oakland Athletics organization in the major league Rule 5 draft, December 16.



Ramon Hernandez 55

Catcher

Ht/Wt: 6-0 / 210

Birthdate: May 20, 1976

Birthplace/Resides: Caracas, Venezuela / Aragua, Venezuela

Major League Service: 3 years, 99 days

Obtained: Signed as a non-drafted free agent, February 18, 1994.

Contract Status: Second year of a four-year contract through 2005.

Bats/Throws: Right / Right

Opening Day Age: 26

2002 Highlights

Continued to be one of the most durable catchers in baseball as he caught 135 games, fourth most in the majors...has now caught 412 games over the last three seasons which is second most in baseball behind Jason Kendall (423)...the 135 games caught tied for the fourth most in one season in Oakland history and he now has three of the five best single season games played total by an Oakland catcher...has caught 452 games in an A's uniform which trails only Terry Steinbach (1050) and Mike Heath (537) in Oakland history...however, his offensive numbers began to tail off as he hit a career low .233...hit just seven home runs after hitting 14 and 15 in the previous two seasons and had 42 RBI after driving in 62 and 60 in the previous two years...had 43 walks however which was a career high...batted .197 (29 for 147) over his first 47 games, .288 (40 for 139) over his next 48 games and .214 (25 for 117) over his final 41 games...was 4 for 8 (.500) with eight RBI with the bases loaded and is now a .321 (9 for 28) career hitter with the bases loaded with 27 RBI...hit best when batting in the nine spot in the order (64 for 248, .258)...batted .194 (30 for 155) in all other spots...committed just seven errors, the lowest total of his three full seasons with the A's...however, the errors tied for third most in the American League among catchers...ranked second among A.L. catchers with 12 double plays, a figure that is second in Oakland history by catchers to his 15 from 2001...tossed out 21 of 66 (31.8%) attempted base stealers, the sixth best percentage in the AL...threw out just 5 of 21 (23.8%) over his first 42 games but then threw out 7 of the next 14 (50.0%) over his next 14 games...continued his trend as a slow starter as he batted just .188 in April...now has a .204 career average in April, his lowest for any month of the season...hit two home runs in the month and both came on April 26 against Chicago, the second two-homer game of his career...then went 63 consecutive at bats without an extra base hit before homering on May 24 against Tampa Bay...finished May with a .203 average...his batting average began to pick up during interleague play as he had four straight two hit games from June 7 to June 10 (8 for 13) against Houston and Milwaukee...hit .273 in June and, after batting .255 in July, hit .273 in August...had a season best eight-game hitting streak from August 2 to 11 (10 for 25, .400) which was one short of his career high...the hitting streak pushed his average to a season high .241...his first five home runs were solo shots before hitting a three-run shot on August 6 at Boston...the home run came in a 9-1 win and the A's were 4-2 in games in which he homered this year...are 16-4 when he homers over the last two years...the home run also came at night and all seven of his home runs came under the lights...started 13 consecutive games at catcher from August 13 to 26, the most consecutive games started by an A's catcher since Terry Steinbach started 13 straight from April 20 to May 5, 1993...streak ended when Greg Myers started on August 27 but Hernandez then started each of the next 12 games...ended up starting 38 of the A's last 43 games at catcher...hit .209 in September...final home run of the season came on September 24 at Seattle...now has eight home runs and 35 RBI in his career against Seattle, both his best figures against any team...posted his best batting averages in 2002 against Kansas City (.412) and New York (.391)...started all five games at catcher in the ALDS against Minnesota and was 1 for 17...the hit in Game 3 snapped a 0 for 22 streak in the post-season...has started 14 of the A's 15 post-season games over the last three years at catcher.

Career

1994—spent his first season in the A's organization with the club's affiliate in the Dominican Summer League...helped lead the A's to the Central Division title...batted .246 with a pair of homers and 18 RBI in 42 games. **1995**—spent his first season in the United States playing for the A's affiliate in the Arizona Rookie League...was named Arizona League Most Valuable Player after leading the league in

batting (.364), walks (39), on-base percentage (.510) and slugging percentage (.594)...also tied for the league lead in RBI (37), tied for second in triples (6), tied for third in home runs (4) and extra-base hits (19) and was fifth in total bases (85)...appeared in 31 games behind the plate, 13 at first base and six at third base...led league catchers with a .982 fielding percentage while throwing out 24 of 53 (45.3%) attempted base stealers. **1996**—spent the season at West Michigan as the regular catcher and was named to the Midwest League All-Star team...led the Whitecaps with 12 HR and 26 doubles and was second with 68 RBI...hit .200 in June which dropped his average to the .238 mark but finished the season strong, hitting .293 in August with 5 HR and 19 RBI...then had a pair of home runs and five RBI in nine playoff games for the Midwest League Champion Whitecaps. **1997**—spent most of the season at Single-A Visalia of the California League and led the league in hitting (.361)...was named to the Cal League Post-Season All-Star team as he also topped the circuit in on-base percentage (.427) and ranked third in slugging (.572)...appeared in just 86 games before he was promoted to Double-A Huntsville but he still finished second on the Oaks in home runs (15) and RBI (85)...started fast as he had a 15-game hitting streak in April, earning Player of the Week honors the week of April 14...had a 12-game hitting streak from May 24-June 6 which got his average as high as .396...led all of minor league baseball with a .376 batting average and 73 RBI (tied) at the All-Star Break...hit .312 in June with 2 HR and 19 RBI earning California League Player of the Month honors...was promoted to Huntsville on July 14 but never got on track offensively during the regular season...finished the Huntsville portion of his campaign with a .193 batting average...then had a spectacular post-season for the Stars as he batted .351 with 7 HR, 16 RBI and 10 runs scored in 10 games...combined at both levels to hit .306 with 19 HR, 109 RBI and a .380 on-base percentage during the regular season. **1998**—his first full season at the Double-A level and he led Huntsville with 98 RBI which was fifth most in the Southern League...added 15 home runs and also led the Stars in hits (142) and hit by pitch (19)...saw most of his action as the designated hitter, appearing in 55 games at DH, 51 games at catcher and 22 games at first base...never caught more than two consecutive games...got off to a quick start as he batted .410 in April...scored a run in 13 consecutive games, June 4-18...finished June with a .345 average and 24 RBI in 22 games and then batted .327 (18 for 55) during a 14-game hitting streak in July...was 3 for 11 (.273) with a RBI in three post-season games for Huntsville...batted .314 with 6 HR and 27 RBI in 55 games for Occidente in Venezuela during the winter. **1999**—selected from Vancouver towards the end of June when Mike Macfarlane went on the disabled list and hit .279 in 40 games with Oakland...was batting .263 with 12 HR and 53 RBI in 70 games at Vancouver when the A's called on June 27...made his major league debut on June 29 against Seattle and recorded his first hit in his first at bat, a bunt single off John Halama in the third inning...also singled in the seventh and then had three hits and a career high four RBI the next day...including his first major league home run, a two-run shot off the Mariners Damaso Marte...had started 19 of the A's 23 games at catcher following his promotion before suffering a sprained left knee in a collision at home plate with Kansas City's Steve Scarson on July 25...went on the disabled list the next day and returned to Oakland on August 27...had a career high four hits on September 28 at Anaheim...fared better against left handed pitching as he hit .357 against south paws with all three of his home runs compared to .245 against right handers...also enjoyed hitting at home as he batted .329 in Oakland compared to .227 on the road...hit .389 with runners in scoring position and .375 (18 for 48) with two of his three home runs in the seventh inning or later...tossed out 9 of 41 (22.0%) attempted base stealers...finished with a .261 batting average in 77 games at Vancouver to go with 13 HR and 55 RBI...appeared in 44 games at catcher, 21 at designated hitter, 11 at third base and four at first base...tossed out 16 of 42 (38.1%) attempted base stealers...hit .261 with 5 HR and 28 RBI in 52 games with Occidente in the Venezuelan Winter League. **2000**—set an Oakland record for most games caught in a season as he appeared in 142 games behind the plate, breaking Ray Fosse's record of 141 set in 1973...started 118 of those games...his 142 games caught ranks fourth most in Athletics history behind Frankie Hayes (155 in 1944), Cy Perkins (146 in 1920) and Hayes (143 in 1936)...struggled defensively as he tossed out just 19 of 87 (21.8%) attempted base stealers, the fourth lowest percentage among American League catchers...committed 13 errors, the most by an A's catcher since Terry Steinbach also had 13 in 1991, and the most by an American League catcher in 2000...his .984 fielding percentage ranked 12th among A.L. catchers...started all five games behind the plate in the Division Series against New York and hit .375 with two doubles and three RBI...including an RBI double in the sixth inning of Game 1 that broke a 3-3 tie in the A's 5-3 win...batted .164 in April, his lowest average ever in a month...had the second four-hit game of his career on June 18 at Kansas City...his homer on June 20th against Baltimore was the game winner as his three-run shot in the eighth inning broke a 5-5 tie in the A's 8-5 win...six of his 14 home runs either tied the game or put the A's ahead...connected for his first career pinch hit home run on July 19 against Seattle's Jamie Moyer...finished the season 2 for 14 (.143) with two walks and three

RBI in the pinch...drove in 14 runs in September, his most in any month for his career...was 4 for 8 (.500) with the bases loaded...never hit higher than sixth in the order and saw most of his action in the nine spot where he hit .259 (77 for 297) with nine of his home runs...batted .293 with five home runs and 25 RBI in 41 games with Occidente in the Venezuelan Winter League...then hit .364 with three home runs and six RBI in six games for Venezuela in the Caribbean World Series. **2001**—became the first catcher in Oakland history to catch more than 125 games in a season twice as he appeared in a league leading 135 games behind the plate (127 starts) after setting an Oakland record with 142 in 2000...set an Oakland record for catchers by participating in 15 double plays, breaking Jim Essian's record of 12 set in 1978...led American League catchers in double plays but also tied with the Yankees Jorge Posada for the league lead with 11 errors...his .989 fielding percentage ranked third lowest in the AL...tossed out 33 of 131 (25.2%) attempted stealers...hit a career high 15 home runs and added 60 RBI to rank third among A.L. catchers in both categories...the RBI fell two short of his career high from 2000 but he improved his batting average 13 points to .254...six of his home runs came on the first pitch...in addition to home runs, he also had career highs in at bats (453), runs (55), hits (115) and doubles (25)...led the A's and ranked tied for fifth in the A.L. with nine sacrifice hits after topping the club with 10 in 2000...hit better in the Coliseum, posting a .284 average compared to .225 with 10 of his 15 home runs on the road...began the season with an 82-at bat homerless streak before hitting his first home run on April 28 at New York...that snapped a 42-game, 144-at bat homerless streak dating back to September 9, 2000...put together a career high nine-game hitting streak from June 21 to July 3 (10 for 34, .294)...hit his first career grand slam during the streak on June 27 at Seattle off John Halama...tied his career high with four RBI in that game...went into the All-Star Break with a .224 batting average, four home runs and 26 RBI in 76 games and then hit .291 with 11 home runs and 34 RBI in 60 games after the break...had his first career two-homer game on July 16 against Colorado...ended up batting .333 in July, the best one month batting average in his career...made his major league debut at first base on August 4 at Detroit...appeared in all five games of the ALDS against New York, making four starts at catcher, and was 0 for 10 with a walk and a hit by pitch...led the Venezuelan Winter League with a .376 batting average and .462 on-base percentage with Occidente...added six home runs and 33 RBI in 44 games.

Oakland A's Most Games Caught Season

142	Hernandez, 2000
141	Fosse, 1973
137	Steinbach, 1996
135	Hernandez, 2002
135	Hernandez, 2001

Personal/Miscellaneous

Ramon Jose Hernandez (Marin) was signed by Ubaldo Heredia...was involved with the A's Amigos community program and the Monte Carlo Classic to benefit Special Olympics in 2000...is married, Bellatrix...has one son, Randy (4/10/02).

LIFETIME PLAYING RECORD

Year	Club	AVG.	G	AB	R	H	2B	3B	HR	RBI	SH	SF	HP	BB	SO	SB	CS	SLG	OBP	E
1994	Dominican A's	.246	42	134	24	33	2	0	2	18	0	1	0	18	10	1	5	.306	.333	—
1995	Arizona A's	.364	48	143	37	52	9	6	4	37	0	4	8	39	16	6	2	.594	.510	12
1996	West Michigan	.255	123	447	62	114	26	2	12	68	1	7	4	69	62	2	3	.403	.355	20
1997	Visalia	.361	86	332	57	120	21	2	15	85	0	8	9	35	47	2	4	.572	.427	16
	Huntsville	.193	44	161	27	31	3	0	4	24	0	3	3	18	23	0	0	.286	.281	1
1998	Huntsville	.296	127	479	83	142	24	1	15	98	2	6	19	57	61	4	5	.445	.389	11
1999	Vancouver	.261	77	291	38	76	11	3	13	55	2	4	7	23	37	1	2	.454	.326	5
	OAKLAND	.279	40	136	13	38	7	0	3	21	1	2	1	18	11	1	0	.397	.363	6
2000	OAKLAND	.241	143	419	52	101	19	0	14	62	10	5	7	38	64	1	0	.387	.311	13
2001	OAKLAND	.254	136	453	55	115	25	0	15	60	9	4	6	37	68	1	1	.408	.316	12
2002	OAKLAND	.233	136	403	51	94	20	0	7	42	3	3	5	43	64	0	0	.335	.313	7
M.L. Totals		.247	455	1411	171	348	71	0	39	185	23	14	19	136	207	3	1	.380	.318	38

CAREER TRANSACTIONS

1994 — Signed as a non-drafted free agent by the Oakland Athletics organization, February 18.

1999 — On disabled list, July 26 to August 27; included rehabilitation assignment to Vancouver, August 13 to 27.

DIVISION SERIES RECORD

Year	Club/Opp.	AVG.	G	AB	R	H	2B	3B	HR	RBI	SH	SF	HP	BB	SO	SB	CS	SLG	OBP	E
2000	OAK vs. N.Y.	.375	5	16	3	6	2	0	0	3	1	0	1	0	3	0	0	.500	.412	1
2001	OAK vs. N.Y.	.000	5	10	0	0	0	0	0	0	0	0	1	1	4	0	0	.000	.167	0
2002	OAK vs. MIN	.059	5	17	0	1	0	0	0	0	0	0	0	0	4	0	0	.059	.059	0
Totals		.163	15	43	3	7	2	0	0	3	1	0	2	1	11	0	0	.209	.217	1

VS. THE AMERICAN LEAGUE

2002 AVG.	AB	H	HR	RBI	CAREER vs. TEAM	AVG.	AB	H	HR	RBI
.224	49	11	0	4	Anaheim	.246	171	42	3	17
.231	26	6	0	2	Baltimore	.259	85	22	5	20
.261	23	6	1	5	Boston	.209	67	14	3	12
.207	29	6	2	4	Chicago	.244	82	20	4	8
.300	20	6	0	4	Cleveland	.290	69	20	1	10
.200	20	4	0	1	Detroit	.167	78	13	0	6
.412	17	7	0	5	Kansas City	.288	80	23	3	15
.174	23	4	0	1	Minnesota	.244	90	22	0	9
.391	23	9	0	0	New York	.291	79	23	2	6
—	0	0	0	0	Oakland	—	0	0	0	0
.119	42	5	1	2	Seattle	.224	147	33	8	35
.263	19	5	1	3	Tampa Bay	.280	75	21	2	6
.171	41	7	1	3	Texas	.293	147	43	3	12
.158	19	3	0	2	Toronto	.194	72	14	0	8

VS. THE NATIONAL LEAGUE

2002 AVG.	AB	H	HR	RBI	CAREER vs. TEAM	AVG.	AB	H	HR	RBI
—	0	0	0	0	Arizona	.042	24	1	1	1
.250	8	2	0	0	Cincinnati	.250	8	2	0	0
—	0	0	0	0	Colorado	.231	26	6	2	6
.600	10	6	0	4	Houston	.600	10	6	0	4
—	0	0	0	0	Los Angeles	.412	17	7	0	3
.375	8	3	0	1	Milwaukee	.375	8	3	0	1
.091	11	1	1	1	Pittsburgh	.091	11	1	1	1
—	0	0	0	0	San Diego	.167	12	2	0	1
.200	15	3	0	0	San Francisco	.189	53	10	1	4

MONTHLY BREAKDOWN

2002 AVG.	AB	H	HR	RBI	CAREER by MONTH	AVG.	AB	H	HR	RBI
.188	69	13	2	7	April	.204	211	43	5	22
.203	69	14	1	8	May	.255	220	56	5	25
.273	66	18	1	7	June	.257	214	55	7	36
.255	55	14	1	3	July	.250	244	61	9	35
.273	77	21	1	10	August	.247	247	61	6	28
.209	67	14	1	7	September	.252	250	63	5	35
—	0	0	0	0	October	.360	25	9	2	4

BATTING BREAKDOWN

2002 AVG.	AB	H	HR	RBI	CAREER by CATEGORY	AVG.	AB	H	HR	RBI
.230	209	48	3	27	Home	.256	718	184	16	112
.237	194	46	4	15	Road	.237	693	164	23	73
.216	116	25	0	15	Day	.219	470	103	9	66
.240	287	69	7	27	Night	.260	941	245	30	119
.235	375	88	7	41	Grass	.249	1292	322	39	177
.214	28	6	0	1	Turf	.218	119	26	0	8
.223	211	47	4	23	Pre-ASG	.235	716	168	18	88
.245	192	47	3	19	Post-ASG	.259	695	180	21	97
.257	109	28	3	11	vs. LHP	.257	420	108	15	56
.224	294	66	4	31	vs. RHP	.242	991	240	24	129
.247	97	24	1	32	RISP	.269	360	97	10	141
.500	8	4	0	8	Bases Loaded	.321	28	9	1	27
.000	2	0	0	0	PH	.158	19	3	1	3
—	0	0	0	0	DH	—	0	0	0	0

BALLPARK BREAKDOWN

	AVG.	AB	H	HR	RBI
Edison Field	.244	82	20	2	7
Camden Yards	.271	48	13	2	9
Fenway Park	.207	29	6	2	5
Comiskey Park	.262	42	11	1	1
Jacobs Field	.364	33	12	1	4
Comerica Park	.152	33	5	0	2
Kauffman Stadium	.400	40	16	3	9
Metrodome	.188	48	9	0	2
Yankee Stadium	.280	50	14	2	4
Network Associates Coliseum	.256	718	184	16	112
Safeco Field	.194	67	13	4	14
Tropicana Field	.225	40	9	0	2
Ballpark in Arlington	.242	66	16	3	5
SkyDome	.258	31	8	0	4
Bank One Ballpark	.059	17	1	1	1
Cinergy Field	.250	8	2	0	0
Coors Field	.111	9	1	0	1
Dodger Stadium	.125	8	1	0	0
PNC Park	.091	11	1	1	1
Qualcomm Stadium	.167	6	1	0	0
Pacific Bell Park	.200	25	5	1	2

FIELDING STATISTICS

Catcher		YEAR	PCT.	G	PO	A	E	TC	DP	PB
		1999	.980	40	274	19	6	299	5	2
		2000	.984	142	764	43	13	820	7	7
		2001	.989	135	907	70	11	988	15	4
		2002	.992	135	788	58	7	853	12	6
		Totals	.988	452	2733	190	37	2960	39	19

First Base		YEAR	PCT.	G	PO	A	E	TC	DP
		2001	.800	2	4	0	1	5	0
		Totals	.800	2	4	0	1	5	0

Hernandez' Bests

Hits: 4 (twice), June 18, 2000 at Kansas City; September 28, 1999 at Anaheim
Home Runs: 2 (twice), April 26, 2002 vs. Chicago; July 16, 2001 vs. Colorado
Runs Batted In: 4 (twice), June 27, 2001 at Seattle; June 30, 1999 vs. Seattle
Hitting Streak: 9, June 21 to July 3, 2001
Career Grand Slams: 1, June 27, 2001 at Seattle



Erik Hiljus

37

Right Handed Pitcher

Ht/Wt: 6-6 / 222

Bats/Throws: Right / Right

Birthdate: December 25, 1972

Opening Day Age: 30

Birthplace/Resides: Panorama, California / Northridge, California

Major League Service: 1 year, 18 days

Obtained: Signed to a minor league contract, December 1, 2000

Contract Status: First year of a one-year contract through 2003.

2002 Highlights

Began the season in the A's starting rotation but finished it pitching in relief at Triple-A Sacramento after a stint on the disabled list...was the A's fifth starter and made a total of nine starts over the first two months of the season...posted a 3-3 record and a 6.50 ERA before he was optioned to Sacramento on May 30...went 1-2 with a 5.73 ERA in six starts with the River Cats before landing on the disabled list on July 12 with a stiff neck...activated from the D.L. on August 22 and went 0-1 with a 21.21 ERA in three relief appearances with Sacramento...with the A's, he was 2-2 with a 4.91 ERA (14 er in 25.2 ip) in five starts on the road and 1-1 with an 8.55 ERA (19 er in 20.0 ip) in four starts in Oakland...allowed a .284 opponents batting average which rose to .390 (16 for 41) with runners in scoring position...now has a .352 (43 for 122) career average allowed with RISP...allowed 11 home runs in 45.2 innings, an average of 2.2 per nine innings...five of those home runs came in the first inning...suffered his first career loss in his first start on April 5 at Seattle...allowed five runs on seven hits in 6.0 innings in the A's 7-1 loss...then put together a three-game winning streak over a four start stretch from April 13 to May 1 (9 er in 23.2 ip, 3.42 ERA)...matched his career high with 7.0 innings pitched on April 18 against Anaheim when he allowed just one run in the A's 4-2 victory...had his winning streak snapped on May 8 against Boston when he allowed a career high eight runs in 2.1 innings, his shortest outing ever as a starter...went 0-2 with a 10.69 ERA (19 er in 16.0 ip) over his final four starts...was 1-3 with a 7.65 ERA in nine games, six starts, overall at Sacramento...opponents batted .342, including .500 (11 for 22) in his three relief appearances...allowed a .389 (21 for 54) average with runners in scoring position...went 0-2 with a 6.67 ERA in five starts in June before picking up his first win on July 3 at Tacoma...allowed one run on four hits in 6.0 innings but that was his last start before going on the dis-

abled list with a stiff neck...pitched in relief when he returned and, after tossing 2.0 scoreless innings against Fresno on August 22, he allowed seven runs on six hits and a walk in 1.0 innings on August 26 against Portland and took the loss...then allowed four runs on three hits and a walk in 1.2 innings in his final outing on September 1 at Las Vegas.

Career

1991—went 2-3 with the Gulf Coast League Mets in his first pro season...held opponents to a .215 batting average...was one of three GCL pitchers to toss a shutout. **1992**—went 3-6 with rookie Kingsport...started 11 games and made his first pro relief appearance. **1993**—saw his first Single-A action with Capital City...established minor league career highs in strikeouts (157), walks (111) and wild pitches (17)...led all Mets minor leaguers in strikeouts and walks...topped the South Atlantic League in free passes and ranked fifth in the league in strikeouts...also ranked fifth in the circuit among starting pitchers with 9.7 strikeouts per nine innings. **1994**—won 11 games while spending the entire season with St. Lucie...recorded three complete games, establishing a new career high...ranked fourth in the FSL with 140 strikeouts. **1995**—tied his single season career high by making 27 combined starts with Single-A St. Lucie and Double-A Binghamton in the Mets' farm system...also posted a combined 10-8 mark with a 3.94 ERA...opposing hitters batted .219, fifth best among all Florida State League starters...was selected to play in the FSL All-Star Game. **1996**—was traded from the Mets to St. Louis before the season and spent the year at Double-A Arkansas of the Texas League...went 3-5 with a 6.11 ERA over 10 games, all starts...missed more than half of the season due to injury. **1997**—spent the entire season on the disabled list with a right shoulder injury before being released by the Cardinals on August 20. **1998**—signed by the Tigers in early March after missing the entire 1997 campaign...appeared in 42 games as a reliever for Jacksonville...pitched exclusively in relief for the first time in his professional career...held opponents to a career-best .205 batting average...placed second in the Southern League with 11.6 strikeouts per nine innings pitched...saw action in nine Southern League playoff games...did not earn a decision but allowed just three hits and two walks without yielding a run and striking out 10, which ranked third among SL pitchers in the postseason...earned his first pro save on April 13 at Chattanooga. **1999**—worked his way up from Single-A Lakeland to Double-A Jacksonville to Triple-A Toledo after a right knee arthroscopy in Spring Training, making his major league debut with the Tigers in September...averaged 12.27 strikeouts per nine innings in his minor league action, tied for the ninth best mark of all full-season minor league relievers...pitched 2.0 innings in his first major league game on September 10 against Toronto...allowed two runs on a pair of solo home runs...was a non-roster invitee to the Tigers' major league spring camp...had arthroscopic surgery on his right knee on March 12 and spent April 8 to 19 on the Toledo disabled list...started the season with three games at Single-A Lakeland, tossing 4.0 total innings in relief and giving up only one run while striking out nine...struck out 28 and walked only five of 65 total batters faced at Jacksonville, maintaining a 5.6-to-1 strikeout-to-walk ratio and averaging 14.5 strikeouts per nine innings...surrendered only one hit with runners in scoring position (1 for 14, .071) and only two hits with runners on base (2 for 21, .095)...opponents batted only .093 against him overall...departed Jacksonville with a 1.04 ERA...made 33 appearances at Toledo, tossing 59.1 innings in relief...notched a career high five saves which tied for the team best with Matt Anderson...held opponents to a .197 average with runners in scoring position for the Mud Hens. **2000**—spent the majority of the season with Triple-A Toledo where he posted a 3.44 ERA in 46 games...posted a 2.19 ERA in eight games in April with 14 strikeouts in 12.1 innings...fanned 19 batters over 12 games from May 3 to June 9, striking out at least one per game...did not issue a walk in seven games, May 23 to June 9, a span of 10.0 innings...pitched 3.0 scoreless innings, a season high he would match three more times, and earned his first win of the season June 21 against Ottawa...fanned a season high seven batters on July 3 at Columbus, matching his season high with 3.0 innings pitched...surrendered only two earned runs in July, posting a season best 1.54 ERA in six games in the month (11.2 ip)...held the opposition to a .182 batting average in the month and struck out 22...struck out six and allowed one run on two hits en route to his first save on July 20 against Louisville...was recalled by Detroit on July 23 and faced Kansas City that day, allowing two runs on three hits in 0.2 innings...optioned to Toledo on July 26 but was brought back the next day...pitched at Texas on July 27 and 28 and was optioned to Toledo on August 1...compiled a 4.1 to 1 strikeout to walk ratio with Toledo...averaged 2.5 walks per nine innings compared to 10.3 strikeouts...held opponents to a .200 batting average with the bases loaded. **2001**—began the season at Triple-A Sacramento but finished the year in the A's starting rotation...went 8-5 with a 3.63 ERA in 15 starts with the River Cats and 5-0 with a 3.41 ERA in 16 games, 11 starts with Oakland...became the third pitcher in Oakland history to go undefeated

with a minimum of five decisions, the first starter... Jim Corsi went 6-0 in 1996 and Buddy Groom was 5-0 in 1996... took Heredia's spot in the starting rotation on August 1... went 5-0 with a 3.95 ERA (57.0 ip, 61 h, 26 r, 25 er, 17 bb, 55 so) in his 11 starting assignments and 0-0 with a 0.00 ERA (9.0 ip, 9 h, 3 r, 4 bb, 12 so) in five relief appearances... struck out 67 in 66.0 innings for an average of 9.14 strikeouts per nine innings... allowed a .263 opponents batting average which broke down to .248 against left handers and .281 against right handers... average went up to .300 (21 for 70) with runners in scoring position and .343 (12 for 35) with RISP and two outs... held the opponents three, four and five hitters to a combined .221 (19 for 86) batting average... was selected from Sacramento on June 30 and made his first major league start that night in Texas... recorded his first major league win in the A's 15-4 win... tossed a career high 7.0 innings and struck out a career high 10... including four in the seventh inning which tied a major league record... struck out eight in five innings of relief on July 24 against Minnesota, both his best figures as a reliever... made a relief appearance on August 26 against Detroit (1.1 ip, 1 h, 2 so) and was ejected from the game by third base umpire Chris Guccione for arguing a balk call after he was removed from the game... the A's were 3-3 in his no decisions and 8-3 in his starting assignments... made one appearance in the Division Series against New York... faced three batters in Game 4, walking two (0.1 ip, 1 r, 1 er)... while at Sacramento, he led the River Cats in complete games (3), tied for the team lead in wins (8) and shutouts (1) and finished second in strikeouts (108) despite making just 15 starts... allowed a .212 opponents batting average which broke down to .196 by right handers and .235 by left handers... allowed a .221 average with runners in scoring position... tossed three complete games over his final five starts, including a two-hit shutout at Oklahoma on June 6 when he struck out a season high 11.

Personal/Miscellaneous

Erik Kristian Hiljus... graduated from Canyon High School in Valencia, Calif. in 1991... played for Phoenix in the 1998 Arizona Fall League... is married, Stephanie.

LIFETIME PITCHING RECORD

Year	Club	W	L	ERA	G	GS	CG	SHO	SV	IP	H	R	ER	HR	HB	BB	IBB	SO	WP	BK
1991	Gulf Coast Mets	2	3	4.26	9	9	1	1	0	38.0	31	27	18	1	1	37	0	38	5	1
1992	Kingsport	3	6	5.09	12	11	0	0	0	70.2	66	49	40	5	2	40	0	63	7	2
1993	Capital City	7	10	4.32	27	27	1	0	0	145.2	114	76	70	8	4	111	1	157	17	4
1994	St. Lucie	11	10	3.98	26	26	3	1	0	160.2	159	85	71	8	5	90	3	140	10	8
1995	St. Lucie	8	4	2.99	17	17	0	0	0	111.1	85	46	37	4	3	50	2	98	10	6
	Binghamton	2	4	5.86	10	10	0	0	0	55.1	60	38	36	8	1	32	1	40	4	2
1996	Arkansas	3	5	6.11	10	10	0	0	0	45.2	62	37	31	6	0	30	1	21	4	0
1997										(Injured — did not pitch)										
1998	Jacksonville	2	3	3.70	42	0	0	0	2	65.2	49	31	27	7	0	35	0	85	4	0
1999	Lakeland	0	0	2.25	3	0	0	0	0	4.0	4	1	1	0	0	0	0	9	0	1
	Jacksonville	1	0	1.04	10	0	0	0	0	17.1	5	4	2	1	1	5	0	28	1	1
	Toledo	2	3	4.40	33	0	0	0	5	59.1	49	31	29	5	2	16	0	73	5	0
	DETROIT	0	0	5.19	6	0	0	0	0	8.2	7	5	5	2	0	5	0	1	0	0
2000	Toledo	5	3	3.44	46	0	0	0	2	70.2	67	33	27	3	0	20	1	81	3	0
	DETROIT	0	0	7.36	3	0	0	0	0	3.2	5	3	3	1	0	1	0	2	0	0
2001	Sacramento	8	5	3.63	15	15	3	1	0	101.2	79	46	41	18	1	26	1	108	2	0
	OAKLAND	5	0	3.41	16	11	0	0	0	66.0	70	29	25	7	0	21	1	67	2	1
2002	OAKLAND	3	3	6.50	9	9	0	0	0	45.2	52	36	33	11	0	21	1	29	1	0
	Sacramento	1	3	7.65	9	6	0	0	0	37.2	54	32	32	3	1	15	0	30	2	0
M.L. Totals		8	3	4.79	34	20	0	0	0	124.0	134	73	66	21	0	48	2	99	3	1

CAREER TRANSACTIONS

1991 — Selected by the New York Mets organization in the fourth round of the free agent draft, June 3.

1996 — Traded with pitcher Eric Ludwick and outfielder Yudith Ozono to the St. Louis Cardinals for outfielder Bernard Gilkey, January 23.

1997 — Released, August 20.

1998 — Signed by the Detroit Tigers organization, March 9.

2000 — Released, November 27; signed by the Oakland Athletics organization, December 1.

DIVISION SERIES RECORD

Year	Club/Opp.	W	L	ERA	G	GS	CG	SHO	SV	IP	H	R	ER	HR	HB	BB	IBB	SO	WP	BK
2001	OAK vs. N.Y.	0	0	27.00	1	0	0	0	0	0.1	0	1	1	0	0	2	0	0	0	0

VS. THE AMERICAN LEAGUE

2002											CAREER										
ERA	W	L	SV	G	IP	H	HR	ER	SO	vs. TEAM	ERA	W	L	SV	G	IP	H	HR	ER	SO	
2.13	2	0	0	2	12.2	8	2	3	3	Anaheim	1.62	2	0	0	4	16.2	9	2	3	6	
11.74	0	0	0	2	7.2	13	3	10	2	Baltimore	11.74	0	0	0	2	7.2	13	3	10	2	
9.72	0	2	0	2	8.1	12	3	9	4	Boston	7.36	0	2	0	3	11.0	12	3	9	4	
—	0	0	0	0	0.0	0	0	0	0	Chicago	3.60	1	0	0	1	5.0	6	1	2	2	
—	0	0	0	0	0.0	0	0	0	0	Cleveland	4.91	0	0	0	3	11.0	12	1	6	8	
—	0	0	0	0	0.0	0	0	0	0	Detroit	2.84	0	0	0	2	6.1	3	0	2	6	
—	0	0	0	0	0.0	0	0	0	0	Kansas City	13.50	0	0	0	3	3.1	7	0	5	1	
—	0	0	0	0	0.0	0	0	0	0	Minnesota	0.00	0	0	0	2	6.0	7	0	0	10	
4.91	1	0	0	2	11.0	12	1	6	17	New York	5.28	1	0	0	3	15.1	19	3	9	24	
—	0	0	0	0	0.0	0	0	0	0	Oakland	—	0	0	0	0	0.0	0	0	0	0	
7.50	0	1	0	1	6.0	7	2	5	3	Seattle	4.86	2	1	0	3	16.2	23	3	9	18	
—	0	0	0	0	0.0	0	0	0	0	Tampa Bay	4.76	1	0	0	2	11.1	13	2	6	6	
—	0	0	0	0	0.0	0	0	0	0	Texas	2.70	1	0	0	3	10.0	8	1	3	12	
—	0	0	0	0	0.0	0	0	0	0	Toronto	6.00	0	0	0	2	3.0	2	2	2	0	

VS. THE NATIONAL LEAGUE

2002											CAREER										
ERA	W	L	SV	G	IP	H	HR	ER	SO	vs. TEAM	ERA	W	L	SV	G	IP	H	HR	ER	SO	
—	0	0	0	0	0.0	0	0	0	0	Los Angeles	0.00	0	0	0	1	0.2	0	0	0	0	

MONTHLY BREAKDOWN

2002											CAREER										
ERA	W	L	SV	G	IP	H	HR	ER	SO	vs. TEAM	ERA	W	L	SV	G	IP	H	HR	ER	SO	
4.74	2	1	0	4	24.2	23	5	13	14	April	4.74	2	1	0	4	24.2	23	5	13	14	
8.57	1	2	0	5	21.0	29	6	20	15	May	8.57	1	2	0	5	21.0	29	6	20	15	
—	0	0	0	0	0.0	0	0	0	0	June	2.57	1	0	0	1	7.0	6	0	2	10	
—	0	0	0	0	0.0	0	0	0	0	July	2.38	0	0	0	7	11.1	13	1	3	12	
—	0	0	0	0	0.0	0	0	0	0	August	4.44	1	0	0	6	26.1	27	4	13	23	
—	0	0	0	0	0.0	0	0	0	0	September	4.34	3	0	0	9	29.0	35	5	14	22	
—	0	0	0	0	0.0	0	0	0	0	October	1.93	0	0	0	2	4.2	1	0	1	3	

PITCHING BREAKDOWN

2002											CAREER										
ERA	W	L	SV	G	IP	H	HR	ER	SO	vs. TEAM	ERA	W	L	SV	G	IP	H	HR	ER	SO	
8.55	1	1	0	4	20.0	24	3	19	14	Home	5.73	3	1	0	17	55.0	64	9	35	46	
4.91	2	2	0	5	25.2	28	8	14	15	Road	4.04	5	2	0	17	69.0	70	12	31	53	
4.63	1	0	0	2	11.2	10	1	6	4	Day	3.58	2	0	0	12	37.2	29	3	15	24	
7.15	2	3	0	7	34.0	42	10	27	25	Night	5.32	6	3	0	22	86.1	105	18	51	75	
6.50	3	3	0	9	45.2	52	11	33	29	Grass	4.81	8	3	0	32	118.0	126	20	63	94	
—	0	0	0	0	0.0	0	0	0	0	Turf	4.50	0	0	0	2	6.0	8	1	3	5	
6.50	3	3	0	9	45.2	52	11	33	29	Pre-ASG	5.87	4	3	0	11	53.2	59	11	35	39	
—	0	0	0	0	0.0	0	0	0	0	Post-ASG	3.97	4	0	0	23	70.1	75	10	31	60	
6.50	3	3	0	9	45.2	52	11	33	29	Starter	5.08	8	3	0	20	102.2	113	18	58	84	
—	0	0	0	0	0.0	0	0	0	0	Reliever	3.38	0	0	0	14	21.1	21	3	8	15	

BALLPARK BREAKDOWN

	ERA	W	L	S	G	IP	H	HR	ER	SO
Edison Field	2.08	1	0	0	2	8.2	4	1	2	4
Camden Yards	15.00	0	0	0	1	3.0	7	3	5	0
Fenway Park	1.04	0	1	0	2	8.2	6	2	1	2
Comiskey Park	3.60	1	0	0	1	5.0	6	1	2	2
Jacobs Field	7.20	0	0	0	1	5.0	8	1	4	5
Tiger Stadium	8.31	0	0	0	4	4.1	6	2	4	1
Comerica Park	6.35	0	0	0	2	5.2	5	0	4	4
Kauffman Stadium	5.40	0	0	0	1	1.2	1	0	1	0
Metrodome	0.00	0	0	0	1	1.0	3	0	0	2
Yankee Stadium	1.80	1	0	0	1	5.0	4	0	1	9
Network Associates Coliseum	5.22	3	1	0	12	50.0	55	7	29	45
Safeco Field	5.73	1	1	0	2	11.0	16	2	7	10
Tropicana Field	5.40	0	0	0	1	5.0	5	1	3	3
Ballpark in Arlington	2.70	1	0	0	3	10.0	8	1	3	12

FIELDING STATISTICS

Pitcher												
Year	Pct.	G	PO	A	E	TC	DP					
1999	1.000	6	0	1	0	1	0					0
2000	—	3	0	0	0	0	0					0
2001	1.000	16	1	4	0	5	0					0
2002	.889	9	3	5	1	9	0					0
Totals	.933	34	4	10	1	15	0					

Hiljus' Bests

Low Hit Complete Game: None
Innings Pitched, Start: 7.0 (twice), last time: April 18, 2002 vs. Anaheim
Innings Pitched, Relief: 5.0, July 24, 2001 vs. Minnesota
Strikeouts, Start: 10, June 30, 2001 at Texas
Strikeouts, Relief: 8, July 24, 2001 vs. Minnesota
Longest Winning Streak: 5, June 30, 2001 to September 29, 2001
Longest Losing Streak: 2, May 8, 2002 to present



Tim Hudson

15

Right Handed Pitcher

Ht/Wt: 6-1 / 164

Bats/Throws: Right / Right

Birthdate: July 14, 1975

Opening Day Age: 27

Birthplace/Resides: Columbus, Georgia / Apollo Beach, Florida

Major League Service: 3 years, 119 days

Obtained: Selected in the 6th round of the June, 1997 draft

Contract Status: Third year of a five-year contract through 2005.

2002 Highlights

Compiled a career best 2.98 ERA which ranked sixth in the American League...however, was just 15-9 with 10 no decisions in his 34 starting assignments...left with the lead in eight of his no decisions but the bullpen blew the save each time...in his other two no decisions, the A's scored just two runs while he was pitching...in his nine losses, the A's scored just 13 runs in his 60.0 innings pitched, an average of 1.95 runs per nine innings...the A's were 7-3 in his no decisions for a 22-12 record in his starting assignments...A's are now 82-40 (.672) in his 122 career starting assignments...has a 64-26 career record and his .711 winning percentage ranks third best in major league history since 1900 among pitchers with 50 or more decisions...trails teammate Barry Zito (47-17, .734) and Spud Chandler (109-43, .717)...has 53 wins over the last three seasons which is the most in the A.L. and fourth most in the majors (Johnson 64, Schilling 56, Glavine 55)...in addition to ERA, he established career bests in complete games (4), innings pitched (238.1), hit batters (8) and most hits allowed (237) and tied his bests in shutouts (2), losses (9) and fewest walks allowed (62)...in addition to ranking sixth in the A.L. ERA he was also tied for second in games started (34) and shutouts (2), third in innings (238.1) and hits allowed (237), tied for fourth in complete games (4), fifth in home runs per nine innings (0.72), seventh in opponents average with runners in scoring position (.230) and ninth in strikeouts (152)...led the A's in innings pitched for the third consecutive season...the 152 strikeouts brought his career total to 634 which ranks 10th on the Oakland career list...the 237 hits allowed were the most by an A's pitcher since Dave Stewart allowed 245 in 1991...opponents grounded into 35 double plays which was the most in the majors and the most by an A's pitcher since Vida Blue also had 35 in 1974...began the season by going 3-6 with a 4.60 ERA (38 er in 74.1 ip) in his 11 starting assignments through May 24...then went 12-3 with a 2.25 ERA (41 er in 164.0 ip) over his final 23 starts...including 9-2 with a 2.42 ERA (29 er in 107.2 ip) in 15 starts after the All-Star Break...had the third lowest ERA in the A.L. after the break and the wins tied for sixth...is now 34-11 (.756) in his career following the break...finished the regular season with an eight-game winning streak, his fourth career winning streak of eight or more games (career high is nine)...posted a 1.75 ERA (16 er in 82.1 ip) during the winning streak which lasted 11 starts beginning on August 3...it tied for the fourth longest winning streak in the A.L. in 2002...for the season, allowed a .263 opponents batting average which was the highest of his career...opponents hit .317 (110 for 347) with no outs, .245 (73 for 298) with one out and .210 (54 for 257) with two outs...was 6-2 with a 2.10 ERA (16 er in 68.2 ip) and .194 (47 for 242) opponents batting average in nine starts during the day and 9-7 with a 3.34 ERA (63 er in 169.2 ip) and .288 (190 for 660) opponents batting average in 25 starts at night...finished second in the A.L. in day ERA which was a reversal from last year when he had the best night ERA in the A.L. (2.58)...posted a 1.76 ERA (20 er in 102.0 ip) over the first three innings of his starting assignments and 3.89 (59 er in 136.1 ip) from the fourth inning on...did not commit an error in 53 total chances, the most by an A.L. pitcher without an error and the second most chances in Oakland history by a pitcher without an error (Rick Langford, 62 in 1979)...tossed seven or more innings in 22 of his 34 starts this year and 67 of his 122 career starts (54.9%)...never tossed fewer than 5.1 innings in 2002, allowed two runs or fewer in 20 of his starts, did not walk a batter seven times and walked one 11 times...went 3-2 despite a 1.87 ERA in six April starts...picked up his 50th career win in the A's 6-5 victory at Seattle on April 7...it came in his 90th career start making him the third fastest Athletic to reach 50 wins (Rube Waddell, 79; Eddie Plank, 89)...tossed his seventh career complete game on April 23 against New York, but the A's lost 2-1, the second time the A's have lost when he went the distance...the Yankees are the only A.L. team he has not defeated during the regular season...went 0-4 with a 7.30 ERA in six starts in May...that was the second highest one

month ERA of his career (7.76 in August, 2000)...the four-game losing streak from May 4 to 19 marked the only time in his career he has had a losing streak longer than two games...allowed a career high tying nine runs on May 4 at Chicago...took the loss on May 19 at Toronto, marking the only time in his career he has lost in a domed stadium with the roof closed...is 11-1 with a 2.27 ERA (27 er in 107.0) and five home runs allowed in 15 such starts in his career...matched his career high by allowing 12 hits on June 4 against Seattle...went 3-0 with a 1.16 ERA in his four interleague starts and is now 8-1 with a 2.31 ERA (27 er in 105.0 ip) in 15 career interleague starts...tossed his first shutout since September 9, 2000 (56 starts) on June 30 against San Francisco, a five-hitter in the A's 7-0 win...was 5-0 with a 1.80 ERA in six August starts...tied for the A.L. lead in wins in August and ranked third in ERA...the wins equaled his most ever in a month (September, 2000)...then went 3-0 with a 1.69 ERA in five starts in September, equaling the lowest one month ERA of his career (September, 2000)...is now 15-3 with a 2.29 ERA (39 er in 153.1 ip) in his career from September 1 until the end of the regular season...tossed his second shutout of the season on September 14, a four-hitter in the A's 1-0 win over Seattle...also defeated Anaheim earlier in the week on September 9 and earned A.L. Co-Player of the Week honors for the week ending September 15...went 3-2 in five starts against Anaheim and is now 11-3 in his career against the Angels, his most wins against any team...won his only starts against Baltimore and Minnesota...is now 6-0 with a 2.06 ERA in six career starts against the Orioles and 5-0 with a 1.76 ERA in eight career regular season starts against Minnesota...his ERA against the Twins is his lowest against any A.L. team...made two post season starts in the ALDS against Minnesota and was 0-1 with a 6.23 ERA...had a no decision in the A's 7-5 loss in Game 1 and was the losing pitcher in the A's 11-2 loss in Game 4, allowing seven runs, two earned, in 3.1 innings.

Career

1997—assigned to Southern Oregon after signing with the A's and went 3-1 with a 2.51 ERA in eight games, four starts...struck out 37 in 28.2 innings and did not allow a home run...held the opposition to a .128 (12 for 94) batting average. **1998**—began the year at Single-A Modesto but quickly earned a promotion to Double-A Huntsville...went 4-0 with a 1.67 ERA in eight games, five starts, at Modesto and was moved up to Huntsville on May 8...made 22 appearances, all starts, with the Stars and was 10-9 with a 4.54 ERA and two complete games...led the team in strikeouts (104) and complete games and finished second in wins, starts and innings pitched (134.2)...combined for a 14-9 record and a 3.92 ERA in 30 games, 27 starts...his win total tied for the most in the A's farm system and he also ranked second in strikeouts (152) and 10th in ERA...allowed a .245 (155 for 632) opponents batting average...earned California League Pitcher of the Week honors, April 13-19, tossing 10 scoreless innings with 16 strikeouts in two outings...made one post-season relief appearance with Huntsville (0.1 ip, 1 h, 1 r, 1 er, 2 bb). **1999**—was named American League Rookie Pitcher of the Year by The Sporting News and finished fifth in the BBWAA Rookie of the Year balloting...selected from Triple-A Vancouver on June 7 and went 11-2 with a 3.23 ERA and a team leading 132 strikeouts in 21 starts with the A's...was second on the club in wins...his .846 won-loss percentage was the best ever by an Oakland rookie...led all American League rookies in ERA (minimum 100 innings) and won-loss percentage (minimum 10 decisions), ranked second in strikeouts and tied for second in wins...the Mariners Freddy Garcia had 17 wins and 170 strikeouts in 33 starts...averaged 8.71 strikeouts per nine innings which was second best ever by an Oakland starter (Todd Stottlemire, 8.80 in 1995)...became Oakland's first 10 game winner that was drafted by the A's since Curt Young (4th round, 1981) went 11-8 in 1988...made his major league debut on June 8 at San Diego and had a no decision in the A's 5-3 loss...struck out an A's season high 11 batters in just 5.0 innings, setting an Oakland record for strikeouts in a major league debut...fell one short of the franchise record and American League record of 12 set by Elmer Myers of the Philadelphia A's on October 6, 1915...the 11 strikeouts tied the Oakland rookie record set by Rick Langford on August 13, 1977 at Baltimore and matched by Willie Adams on July 26, 1996 at Toronto...also walked and singled in his first two plate appearances...recorded his first major league win in his second start, a 9-3 victory over Los Angeles on June 13 (7.0 ip, 7 h, 2 r, 1 er, 2 bb, 8 so)...suffered his first professional loss of 1999 on June 24 at Texas but would not lose again until September 17...tossed seven shutout innings against Seattle on June 30 to start an eight-game winning streak that ran through September 10...posted a 2.92 ERA (95.2 ip, 76 h, 33 r, 31 er, 41 bb, 91 so) and allowed a .217 (76 for 350) opponents batting average during that 14 start stretch...defeated Randy Johnson in Arizona on July 10 and would later defeat Pedro Martinez in Boston on August 19...joined the Montreal Expos pitcher Mike Thurman (1999) as the only two pitchers in major league history to defeat both Cy Young award winners in the season in which they won the award...tossed his first career complete game on September 4, a four-hitter in the A's 2-1 win over Detroit...did not make his

last start because of stiffness in his back...held the opposition to a .237 batting average, including .234 against left handers which ranked fifth lowest among American League pitchers...allowed a .222 average with runners on base which was sixth lowest...also allowed a .181 average with runners in scoring position...began the season at Double-A Midland and was promoted to Triple-A Vancouver on April 24...was a combined 18-2 with a 2.74 ERA (62 er in 203.1 ip) in 32 professional starts at Midland, Vancouver and Oakland...struck out 211 for an average of 9.3 per nine innings. **2000**—became the seventh 20-game winner in Oakland history (15th time) by winning the A's final game of the season, the American League Western Division clinching 3-0 win over Texas on October 1...tied Toronto's David Wells for the American League lead with 20 wins and was one of four 20-game winners in the majors...was named to his first American League All-Star team and finished second in the American League Cy Young balloting to Pedro Martinez...became the first Oakland pitcher to win 20 games since Bob Welch (27-6) and Dave Stewart (22-11) in 1990...was the first Oakland 20-game winner that was drafted by the A's since Mike Norris went 22-9 in 1980...finished the season 20-6 and led the majors with a .769 winning percentage...had a 21-4 career record after his first 25 decisions...according to the Elias Sports Bureau, he was the fifth starting pitcher in major league history to post a 21-4 record over his first 25 decisions, joining King Cole (1909-10), Whitey Ford (1950, 53), Vida Blue (1969-71) and Juan Guzman (1991-92)...ranked second in the American League with a .227 opponents batting average, tied for second with two shutouts, eighth with 169 strikeouts and 7.5 strikeouts per nine innings and ninth with a 4.14 ERA...had the second best run support in the American League as the A's averaged 7.34 runs per nine innings for him...went 12-1 with a 3.63 ERA and .195 (81 for 416) opponents batting average in 17 starts in Oakland...led American League pitchers in home victories and was seventh in home ERA...had a career best nine-game winning streak from April 25 to July 2 (3.40 ERA) which tied for the longest in the majors in 2000...finished the season with a seven-game winning streak although he lost his only Division Series start against the Yankees, tossing a complete game six hitter in the A's 4-2 loss in Game 3 at Yankee Stadium...was the winning pitcher in the A's first win of the season, a 3-1 victory over Detroit on April 4th...took a no-hitter into the seventh inning before Clark doubled with one out...lasted just 1.2 innings in his third start on April 15 at Boston, the shortest outing of his career, and was the losing pitcher in the A's 14-2 loss...lost his second straight on April 20 at Cleveland for the first losing streak of his career...lasted just 2.1 innings as he was removed after being hit in the chest by a Roberto Alomar line drive in the third inning...suffered a right chest contusion but did not miss a turn...struck out a season high 10 on April 30 at Minnesota, one of two 10-strikeouts games in 2000 (also October 1 against Texas)...became the first A's pitcher to have 10 wins by the All-Star Break since 1992 when Mike Moore was 10-7...made his first All-Star Game appearance on July 11 and retired the side in order in the eighth inning...got Jose Vidro to pop to short, struck out Edgardo Alfonzo and induced Todd Helton to ground out to second...had his nine-game winning streak snapped on July 21 in the A's 12-3 loss to Anaheim when he yielded a career high tying nine runs on a career high 12 hits...began his season ending seven game winning streak by tossing his first career shutout, a one-hitter in the A's 3-0 win over Chicago on August 28...walked just one, one of 16 times in 2000 he walked two or fewer...posted a 1.16 ERA during the seven-game winning streak...finished August with a 7.76 ERA, his highest ERA in a month for his career...tossed his second shutout in three starts, a two-hitter in the A's 10-0 win over Tampa Bay on September 9...ended up going 5-0 with a 1.69 ERA in five September starts and was named American League Pitcher of the Month...allowed one run or fewer in 11 of his starts...tossed seven or more innings 16 times...opponents batting average broke down to .231 against left handers and .221 against right handers. **2001**—followed up his 20 win season of 2000 with 18 wins in 2001 and tied for fourth in the American League in wins...made 35 starts which tied teammate Barry Zito for the A.L. lead...struck out 181 which ranked sixth in the A.L...also ranked second in the A.L. in innings (235.0), fifth in ERA (3.37) and tied for ninth in complete games (3)...the starts and strikeouts were career highs and his nine losses were one more than his career total entering the season...led the A's in innings pitched for the second consecutive season...allowed a .245 opponents batting average which broke down to .256 against left handers and .232 against right-handers...his mark against right-handers was sixth lowest in the A.L...ranked fourth in the A.L. in opponents slugging (.350) and ninth in opponents on-base percentage (.303)...was third in opponents on-base percentage leading off an inning (.267)...went 15-3

Most Wins American League Last Three Years

53	Hudson
49	Mulder
47	Pettitte
46	Zito
46	Moyer
46	Clemens
46	Mussina

with a 2.58 ERA and eight home runs allowed in 22 starts at night and 3-6 with a 4.76 ERA and 12 home runs allowed in 13 starts during the day...his night ERA was the best in the AL...won 11 games on the road which ranked second in the A.L. (Sabathia 13)...went 4-0 with a 2.31 ERA and no home runs in five starts in domes...allowed just 20 home runs for an average of 0.77 home runs per nine innings which was eighth in the AL...got off to a slow start as he went 2-3 with a 6.35 ERA in six April starts...followed up April with a five-game winning streak from May 9 to June 12 (1.97 ERA) and, after losing consecutive starts on June 17 and 22, he put together another five-game winning streak from June 27 to July 23 (2.11 ERA)...went 12-3 with a 2.18 ERA over a 19 start stretch from May 3 to August 8...then went 4-3 with a 4.45 ERA over his final 10 regular season starts...made two appearances against New York in the ALDS, including his first major league relief appearance, and was 1-0 with a 0.93 ERA...combined with Isringhausen on a seven-hit shutout in the A's 2-0 win at New York in Game 2 (8.0 ip, 6 h, 1 bb, 3 so)...then relieved Mulder in the fifth inning of Game 5 in New York with the A's trailing 4-3 and allowed a solo home run to Justice in 1.2 innings (2 h, 1 r, 1 er, 2 so)...tossed seven or more innings in 18 of his 35 regular season starts, allowed five hits or fewer 17 times, allowed two runs or fewer 22 times and walked one batter or fewer 18 times...the A's went 6-2 in his no decisions and were 24-11 in his starting assignments...made his first Opening Day start, becoming the ninth different pitcher in the last nine years to start an opener for the A's...extended his regular season winning streak to eight games dating back to 2000 on April 7 against Anaheim...struck out a career high tying 11 against the Angels, a feat he later matched on June 22 against Texas...allowed a two-out home run to Troy Glaus in the fourth inning of his start against the Angels, his first home run allowed since August 23, 2000 (Jim Thome), a streak of 65.2 innings and 259 batters...allowed a career high tying 12 hits in a loss on April 28 at New York...tossed a complete game eight hitter in the A's 5-1 win at Arizona on July 7...extended his scoreless streak to 17.2 innings before Bell had a two-out RBI double in the bottom of the ninth...walked Kreuter in the sixth inning on July 13 against Los Angeles, snapping a string of 22.2 innings and 80 batters without a walk.

Personal/Miscellaneous

Timothy Adam Hudson was signed by John Poloni...graduated from Glenwood (Phenix City, Ala.) HS in 1993...majored in health promotion at Auburn University...was named Southeastern Conference Player of the Year as a senior in 1997...was named to the All-SEC team as an outfielder and a pitcher as he hit .396 with 18 HR and 95 RBI while posting a 15-2 record, a 2.97 ERA and 165 strikeouts...also earned first team All-America honors from *Baseball America* as a utility player...tied for the NCAA lead in victories, ranked third in strikeouts and was ninth in RBI...has participated in the Monte Carlo Classic to benefit Special Olympics...is married, Kim (10-23-99), and they have one daughter, Kennedy Rose (7-29-01).

LIFETIME PITCHING RECORD

Year	Club	W	L	ERA	G	GS	CG	SHO	SV	IP	H	R	ER	HR	HB	BB	IBB	SO	WP	BK
1997	Southern Oregon	3	1	2.51	8	4	0	0	0	28.2	12	8	8	0	1	15	2	37	3	2
1998	Modesto	4	0	1.67	8	5	0	0	0	37.2	19	10	7	0	2	18	0	48	2	1
	Huntsville	10	9	4.54	22	22	2	0	0	134.2	136	84	68	13	13	71	2	104	13	1
1999	Midland	3	0	0.50	3	3	0	0	0	18.0	9	1	1	0	0	3	0	18	0	0
	Vancouver	4	0	2.20	8	8	0	0	0	49.0	38	16	12	2	1	21	0	61	2	0
	OAKLAND	11	2	3.23	21	21	1	0	0	136.1	121	56	49	8	4	62	2	132	6	0
2000	OAKLAND	20	6	4.14	32	32	2	2	0	202.1	169	100	93	24	7	82	5	169	7	0
2001	OAKLAND	18	9	3.37	35	35	3	0	0	235.0	216	100	88	20	6	71	5	181	9	1
2002	OAKLAND	15	9	2.98	34	34	4	2	0	238.1	237	87	79	19	8	62	9	152	7	1
M.L. Totals		64	26	3.42	122	122	10	4	0	812.0	743	343	309	71	25	277	21	634	29	2

CAREER TRANSACTIONS

1997 — Selected by the Oakland Athletics organization in the 6th round of the free-agent draft, June 3.

DIVISION SERIES RECORD

Year	Club/Opp.	W	L	ERA	G	GS	CG	SHO	SV	IP	H	R	ER	HR	HB	BB	IBB	SO	WP	BK
2000	OAK vs. N.Y.	0	1	3.38	1	1	1	0	0	8.0	6	4	3	0	0	4	0	5	0	0
2001	OAK vs. N.Y.	1	0	0.93	2	1	0	0	0	9.2	8	1	1	1	0	1	0	5	0	0
2002	OAK vs. MIN	0	1	6.23	2	2	0	0	0	8.2	13	11	6	2	1	4	0	8	1	0
Totals		1	2	3.42	5	4	1	0	0	26.1	27	16	10	3	1	9	0	18	1	0

ALL-STAR GAME RECORD

Year	Club/Site	W	L	ERA	G	GS	CG	SHO	SV	IP	H	R	ER	HR	HB	BB	IBB	SO	WP	BK
2000	A.L./Atl.	0	0	0.00	1	0	0	0	0	1.0	0	0	0	0	0	0	0	1	0	0

VS. THE AMERICAN LEAGUE

2002 ERA	W	L	SV	G	IP	H	HR	ER	SO	CAREER										
										vs. TEAM	ERA	W	L	SV	G	IP	H	HR	ER	SO
3.44	3	2	0	5	34.0	37	2	13	21	Anaheim	3.25	11	3	0	15	102.1	96	8	37	79
0.00	1	0	0	1	7.0	8	0	0	2	Baltimore	2.06	6	0	0	6	43.2	29	3	10	25
6.57	0	2	0	2	12.1	11	2	9	8	Boston	5.40	2	3	0	5	30.0	29	4	18	21
5.65	1	1	0	2	14.1	12	1	9	8	Chicago	5.19	3	2	0	7	43.1	39	3	25	27
3.77	1	0	0	2	14.1	18	1	6	11	Cleveland	7.83	1	2	0	6	33.1	42	5	29	27
2.81	2	0	0	2	16.0	12	2	5	10	Detroit	3.43	7	2	0	9	63.0	59	6	24	46
1.98	0	0	0	2	13.2	17	1	3	12	Kansas City	4.50	1	2	0	6	36.0	43	2	18	27
2.84	1	0	0	1	6.1	8	1	2	7	Minnesota	1.76	5	0	0	8	56.1	39	2	11	58
1.13	0	1	0	2	16.0	10	1	2	11	New York	3.97	0	2	0	5	34.0	36	3	15	27
—	0	0	0	0	0.0	0	0	0	0	Oakland	—	0	0	0	0	0.0	0	0	0	0
2.61	2	2	0	6	41.1	45	1	12	23	Seattle	3.46	7	4	0	15	93.2	103	8	36	61
5.56	0	0	0	2	11.1	18	2	7	11	Tampa Bay	2.31	4	0	0	7	50.2	44	4	13	47
1.42	0	0	0	1	6.1	4	0	1	6	Texas	4.34	3	4	0	9	56.0	48	5	27	49
3.77	1	1	0	2	14.1	13	4	6	5	Toronto	2.64	6	1	0	9	64.2	50	10	19	45

VS. THE NATIONAL LEAGUE

2002 ERA	W	L	SV	G	IP	H	HR	ER	SO	CAREER										
										vs. TEAM	ERA	W	L	SV	G	IP	H	HR	ER	SO
—	0	0	0	0	0.0	0	0	0	0	Arizona	1.90	2	0	0	3	23.2	17	0	5	20
1.29	0	0	0	1	7.0	7	0	1	6	Houston	1.29	0	0	0	1	7.0	7	0	1	6
—	0	0	0	0	0.0	0	0	0	0	Los Angeles	2.79	2	0	0	3	19.1	16	2	6	23
2.25	1	0	0	1	8.0	5	1	2	4	Pittsburgh	2.25	1	0	0	1	8.0	5	1	2	4
—	0	0	0	0	0.0	0	0	0	0	San Diego	3.00	1	0	0	2	12.0	13	2	4	18
0.56	2	0	0	2	16.0	12	0	1	7	San Francisco	2.31	2	1	0	5	35.0	28	3	9	24

MONTHLY BREAKDOWN

2002 ERA	W	L	SV	G	IP	H	HR	ER	SO	CAREER										
										vs. TEAM	ERA	W	L	SV	G	IP	H	HR	ER	SO
1.87	3	2	0	6	43.1	33	2	9	32	April	4.25	8	7	0	18	108.0	96	11	51	93
7.30	0	4	0	6	37.0	44	8	30	25	May	4.24	6	4	0	17	114.2	102	15	54	88
2.08	3	1	0	6	43.1	44	1	10	25	June	2.70	12	4	0	21	143.1	130	12	43	116
3.90	1	2	0	5	32.1	42	2	14	21	July	3.24	10	4	0	21	144.2	132	9	52	110
1.80	5	0	0	6	45.0	39	5	9	30	August	4.26	13	4	0	23	148.0	149	17	70	110
1.69	3	0	0	5	37.1	35	1	7	19	September	2.45	13	3	0	20	139.1	123	7	38	101
—	0	0	0	0	0.0	0	0	0	0	October	0.64	2	0	0	2	14.0	11	0	1	16

PITCHING BREAKDOWN

2002 ERA	W	L	SV	G	IP	H	HR	ER	SO	CAREER										
										vs. TEAM	ERA	W	L	SV	G	IP	H	HR	ER	SO
2.76	7	4	0	18	127.0	122	10	39	81	Home	3.26	31	10	0	60	417.1	357	37	151	323
3.23	8	5	0	16	111.1	115	9	40	71	Road	3.60	33	16	0	62	394.2	386	34	158	311
2.10	6	2	0	9	68.2	47	7	16	31	Day	3.53	22	10	0	43	290.2	252	29	114	209
3.34	9	7	0	25	169.2	190	12	63	121	Night	3.37	42	16	0	79	521.1	491	42	195	425
2.92	15	8	0	32	225.1	220	15	73	142	Grass	3.54	56	25	0	109	722.0	665	64	284	547
4.15	0	1	0	2	13.0	17	4	6	10	Turf	2.50	8	1	0	13	90.0	78	7	25	87
3.44	6	7	0	19	130.2	127	12	50	88	Pre-ASG	3.38	30	15	0	63	418.2	366	39	157	342
2.42	9	2	0	15	107.2	110	7	29	64	Post-ASG	3.48	34	11	0	59	393.1	377	32	152	292
2.98	15	9	0	34	238.1	237	19	79	152	Starter	3.42	64	26	0	122	812.0	743	71	309	634
—	0	0	0	0	0.0	0	0	0	0	Reliever	—	0	0	0	0	0.0	0	0	0	0

BALLPARK BREAKDOWN

	ERA	W	L	S	G	IP	H	HR	ER	SO
Edison Field	2.53	7	1	0	8	53.1	49	3	15	41
Camden Yards	0.44	3	0	0	3	20.2	11	0	1	11
Fenway Park	7.80	1	2	0	3	15.0	16	1	13	11
Comiskey Park	13.17	0	2	0	3	13.2	24	2	20	7
Jacobs Field	6.75	1	2	0	3	16.0	19	4	12	14
Tiger Stadium	1.29	1	0	0	1	7.0	9	0	1	5
Comerica Park	3.74	2	1	0	3	21.2	24	3	9	15
Kauffman Stadium	2.57	1	0	0	1	7.0	5	1	2	3
Metrodome	1.98	3	0	0	5	36.1	21	1	8	40
Yankee Stadium	5.50	0	1	0	3	18.0	22	2	11	15
Network Associates Col.	3.26	31	10	0	60	417.1	357	37	151	323
Safeco Field	3.11	4	2	0	9	55.0	58	3	19	35
Tropicana Field	1.33	2	0	0	3	20.1	23	1	3	24
Ballpark in Arlington	8.71	0	3	0	4	20.2	27	4	20	11
SkyDome	3.78	3	1	0	5	33.1	34	5	14	23
Bank One Ballpark	0.52	2	0	0	2	17.1	11	0	1	15
Dodger Stadium	1.42	0	0	0	1	6.1	4	1	1	8
PNC Park	2.25	1	0	0	1	8.0	5	1	2	4
Qualcomm Stadium	3.00	1	0	0	2	12.0	13	2	4	18
Pacific Bell Park	1.38	1	1	0	2	13.0	11	0	2	11

FIELDING STATISTICS

Pitcher	Year	Pct.	G	PO	A	E	TC	DP
	1999	.970	21	10	22	1	33	3
	2000	.897	32	15	20	4	39	1
	2001	.928	35	21	43	5	69	3
	2002	1.000	34	26	27	0	53	2
Totals		.948	122	72	112	10	194	9

Hudson's Bests

Low Hit Complete Game: 1, August 28, 2000 vs. Chicago; 2, September 9, 2000 vs. Tampa Bay

Innings Pitched: 9.0 (11 times), last time: September 14, 2002 vs. Seattle

Strikeouts: 11; June 22, 2001 vs. Texas; 11, April 7, 2001 vs. Anaheim; 11, September 10, 1999 at Tampa Bay; 11, June 8, 1999 at San Diego; 10, October 1, 2000 vs. Texas; 10, April 30, 2000 at Minnesota

Longest Winning Streak: 9, April 25 to July 2, 2000; 8, August 3, 2002 to present; 8, August 28, 2000 to April 7, 2001; 8, June 30 to September 10, 1999

Longest Losing Streak: 4, May 4 to 19, 2002



Mark Johnson

5

Catcher

Ht/Wt: 6-0 / 200

Bats/Throws: Left / Right

Birthdate: September 12, 1975 **Opening Day Age:** 27

Birthplace/Resides: Wheatridge, Colorado / Warner Robins, Georgia

Major League Service: 3 years, 124 days

Obtained: Acquired from the Chicago White Sox with Keith Foulke, Joe Valentine and cash considerations for Billy Koch and minor leaguers Neal Cotts and Daylan Holt, December 3, 2002

Contract Status: First year of a one-year contract through 2003.

2002 Highlights

Started a career-high 80 games at catcher...his .994 fielding percentage (3 errors in 514 total chances) ranked seventh among American League catchers...the Sox were 40-40 when he started...pitching staff owned a 4.38 ERA (344 er in 707.1 ip) when he was behind the plate...caught three of the Sox seven shutouts...threw out 38.0% (16 of 58) of attempted basestealers...batted .209 but posted a .297 on-base percentage...hit .311 (14 for 45) with a home run and five RBI in August...homed four times with the last on September 17 against Kansas City...hit a key home run in a 9-4 Sox victory on August 31 at Detroit...batted .417 (5 for 12) with two doubles against the Yankees...matched his career high with three hits (eighth time) on September 14 at New York, going 3 for 4 with two doubles and two RBI...batted .219 (53 for 242) against right-handers and .095 (2 for 21) against lefties...hit .186 (16 for 86) during the day and .220 (39 for 177) at night...was 23 for 110 (.209) with 16 RBI with runners on base and 32 for 153 (.209) with none on base.

Career

1994—appeared in 32 games at Rookie Sarasota after agreeing to terms with the White Sox on July 11...attended the Fall Instructional League...*Baseball America* rated his defensive skills the best among catchers selected in the 1994 draft. **1995**—spent the season at Single-A Hickory...ranked second on the team with 59 walks. **1996**—appeared in 67 games at Single-A South Bend before a promotion to Single-A Prince William...combined to bat .254 (69 for 272) with two homers and 30 RBI

in 85 games...walked 52 times and struck out just 31 at the two stops...was the starting catcher in the Midwest League All-Star Game...drove in five runs on July 12 at Lansing. **1997**—spent the entire season at Single-A Winston-Salem, where he led all minor-league players in walks (106) and topped the Carolina League in on-base percentage (.420)...his .420 on-base percentage was second in the Sox organization...reached base safely in 101 of 120 games (84.2%), including 29 straight from June 24 to July 30...threw out 45 of 131 (34.4%) attempted baserunners. **1998**—appeared in seven games with the White Sox, starting five behind the plate, after being recalled from Double-A Birmingham on September 7...made his major league debut on September 14 at Detroit, entering the game in the 10th inning...made his first start on September 19 vs. Boston, going 1 for 3 with a seventh inning triple off Pedro Martinez for his first career hit...recorded his first RBI on September 25 at Kansas City...threw out one of three attempted baserunners...led the Sox organization and the Southern League with 105 walks and a .443 on-base percentage at Birmingham, the second straight season he topped his league in both categories...his on-base percentage ranked sixth in the minor leagues...was named to the SL postseason All-Star Team...threw out 23 percent of opposing baserunners (29 for 128)...scored in 14 straight games (June 15 to July 2) which tied for the longest streak in the minor leagues in 1998 and was also the second-longest streak in SL history (record is 17)...posted a 17-game hitting streak from June 19 to July 14...was the eighth high school player from the 1994 draft to reach the major leagues. **1999**—spent his first full season in the major leagues...batted .264 after the All-Star Break...average increased every month in the second half...batted .307 (23 for 75) over his final 26 games...drew 37 walks for a .325 on-base percentage...threw out 28.0% (14 of 50) of opposing base runners...would have ranked eighth in the American League with that percentage but failed to register the minimum 70 attempts...recorded the first multihit game of his career in the second game of a doubleheader on April 28 vs. Tampa Bay, going 3 for 3 with two walks and three runs scored...collected his first career stolen base on April 23 vs. Detroit...hit his first career home run off Dave Burba at Cleveland on May 26...homered in consecutive starts on June 12 at the Cubs and June 14 vs. Tampa Bay...recorded a pair of six-game hitting streaks...season ended when he had surgery to repair the labrum in his left shoulder on September 30 in a procedure performed by Dr. James Boscardin at Palos Community Hospital...played with the injury much of the second half. **2000**—spent the season with the White Sox, appearing in 58 of the team's first 105 games through July...threw out 19 of 57 (33.3%) attempted basestealers...Sox pitchers owned a 4.99 ERA (334 er in 602.0 ip) when he was behind the plate...was not on the club's 25-man roster for the ALDS vs. Seattle...appeared in 17 games after Charles Johnson was acquired on July 31...batted .250 on the road and .202 at home...best monthly average was a .244 mark in June...hit a two-run double off Troy Percival with two outs in the ninth inning on July 30 at Anaheim to send the game into extra innings (Sox won in 10)...along with Carlos Lee and Chris Singleton, was one of three players to record two hits in the fourth inning on April 18 vs. Seattle...hit the first of four Sox home runs (sixth inning) on May 3 vs. Toronto...posted back-to-back three-hit games from June 16-18...matched his career high with three RBI on June 18 at New York...matched career high with three hits on August 30 at Oakland...posted three five-game hitting streaks. **2001**—batted a career high .249 in his third season with the White Sox...the Sox pitching staff owned a 4.51 ERA (248 er in 495.1 ip) when he was behind the plate...threw out 31.9% (15 of 47) of attempted basestealers, which would have ranked third in the American League with the required attempts...threw out 8 of 13 runners in one stretch from July 13 to August 5...his .992 fielding percentage (3 errors in 360 total chances) would have tied for third in the American League with the required chances...ranked fourth in the AL with 10 sacrifice bunts...hit .289 in July and .294 in September/October...batted .262 vs. right-handers and .179 vs. lefties...351 during the day and .198 at night...was 20 for 73 (.274) with 14 RBI with runners on base and 23 for 100 (.230) with none on...homered three times over his final nine games...drove in six runs in eight games vs. Cleveland...matched his career high with three RBI on September 29 at Kansas City...compiled a career high seven-game hitting streak from June 21 to July 13, going 8 for 25 (.320)...began the season at Triple-A Charlotte, batting .270 in 55 games before being recalled on June 19.

Personal/Miscellaneous

Mark Landon Johnson was originally signed by Chicago White Sox scouts Mark Bernstein and Kevin Burrell...was a member of Team USA in the 1993 World Junior Championships...batted .489 (45 for 92) with 13 home runs, 44 RBI and 14 stolen bases as a high school senior in 1994...was chosen Best Defensive Catcher and Third Closest to Majors among high school prospects by *Baseball America*...also ranked by the same publication as No. 21 on the list of Top 100 Prospects in the June 1994 draft...was the sixth catcher ever taken by the Sox in the first round, the 26th pick overall...played in the 1999 Chicago Baseball Cancer Charities Golf Outing...is married, Suzanne.

LIFETIME PLAYING RECORD

Year	Club	AVG.	G	AB	R	H	2B	3B	HR	RBI	SH	SF	HP	BB	SO	SB	CS	SLG	OBP	E
1994	GC White Sox	.241	32	87	10	21	5	0	0	14	0	0	3	14	15	1	1	.299	.365	3
1995	Hickory	.182	107	319	31	58	9	0	2	17	2	2	3	59	52	3	5	.229	.313	11
1996	South Bend	.257	67	214	29	55	14	3	2	27	4	4	1	39	25	3	3	.379	.368	9
	Prince William	.241	18	58	9	14	3	0	0	3	0	0	1	13	6	0	0	.293	.389	1
1997	Winston-Salem	.253	120	375	59	95	27	4	4	46	0	5	5	106	85	4	2	.379	.420	11
1998	Birmingham	.283	117	382	68	108	17	3	9	59	0	1	6	105	72	0	1	.414	.443	8
	CHICAGO (AL)	.087	7	23	2	2	0	2	0	1	0	0	0	1	8	0	0	.261	.125	0
1999	CHICAGO (AL)	.227	73	207	27	47	11	0	4	16	1	2	2	36	58	3	1	.338	.344	3
2000	CHICAGO (AL)	.225	75	213	29	48	11	0	3	23	10	0	1	27	40	3	2	.319	.315	4
2001	Charlotte	.270	55	196	24	53	5	2	4	24	2	1	0	29	34	2	1	.378	.363	4
	CHICAGO (AL)	.249	61	173	21	43	6	1	5	18	10	3	2	23	31	2	1	.382	.338	3
2002	CHICAGO (AL)	.209	86	263	31	55	8	1	4	18	6	0	3	30	52	0	0	.293	.297	3
	M.L. TOTALS	.222	302	879	110	195	36	4	16	76	27	5	8	117	189	8	4	.327	.317	13

CAREER TRANSACTIONS

1994 — Selected by the Chicago White Sox organization in the 1st round (26th pick overall) of the free agent draft, June 2.

2002 — Traded to the Oakland Athletics with pitchers Keith Foulke and Joe Valentine and cash considerations for pitcher Billy Koch and two players to be named later (pitcher Neal Cotts and outfielder Daylan Holt on December 16), December 3.

VS. THE AMERICAN LEAGUE

2002						CAREER					
AVG.	AB	H	HR	RBI		vs. TEAM	AVG.	AB	H	HR	RBI
.167	6	1	0	0		Anaheim	.286	42	12	0	4
.067	15	1	0	0		Baltimore	.220	50	11	0	4
.000	9	0	0	0		Boston	.164	55	9	0	1
—	0	0	0	0		Chicago	—	0	0	0	0
.136	22	3	0	1		Cleveland	.227	75	17	2	11
.286	28	8	1	4		Detroit	.208	72	15	1	6
.208	24	5	1	3		Kansas City	.157	83	13	5	12
.229	35	8	0	2		Minnesota	.220	91	20	0	5
.417	12	5	0	2		New York	.304	56	17	0	8
.167	12	2	1	2		Oakland	.220	50	11	1	7
.286	14	4	0	0		Seattle	.264	53	14	1	3
.273	11	3	0	1		Tampa Bay	.259	58	15	1	3
.353	17	6	0	1		Texas	.262	42	11	0	1
.143	14	2	0	0		Toronto	.233	43	10	1	5

VS. THE NATIONAL LEAGUE

2002						CAREER					
AVG.	AB	H	HR	RBI		vs. TEAM	AVG.	AB	H	HR	RBI
.000	4	0	0	0		Atlanta	.000	4	0	0	0
.125	16	2	1	2		Chicago	.149	47	7	2	4
—	0	0	0	0		Cincinnati	.333	3	1	0	0
—	0	0	0	0		Houston	.000	7	0	0	0
—	0	0	0	0		Milwaukee	.462	13	6	1	1
.200	10	2	0	0		Montreal	.200	10	2	0	0
.000	6	0	0	0		New York	.000	6	0	0	0
.375	8	3	0	0		Philadelphia	.375	8	3	0	0
—	0	0	0	0		Pittsburgh	.200	5	1	1	1
—	0	0	0	0		St. Louis	.000	6	0	0	0

MONTHLY BREAKDOWN

2002						CAREER					
AVG.	AB	H	HR	RBI		by MONTH	AVG.	AB	H	HR	RBI
.237	38	9	1	4		April	.214	112	24	2	10
.196	51	10	0	2		May	.198	121	24	2	8
.196	56	11	1	3		June	.223	148	33	3	15
.154	39	6	0	0		July	.214	159	34	4	11
.311	45	14	1	5		August	.237	186	44	1	11
.147	34	5	1	4		September	.233	146	34	4	21
—	0	0	0	0		October	.286	7	2	0	0

BATTING BREAKDOWN

2002 AVG.	AB	H	HR	RBI	CAREER by CATEGORY	AVG.	AB	H	HR	RBI
.180	128	23	1	7	Home	.211	435	92	7	39
.237	135	32	3	11	Road	.232	444	103	9	37
.186	86	16	1	6	Day	.219	315	69	4	27
.220	177	39	3	12	Night	.223	564	126	12	49
.202	228	46	4	17	Grass	.222	772	171	16	72
.257	35	9	0	1	Turf	.224	107	24	0	4
.207	150	31	2	9	Pre-ASG	.213	423	90	10	39
.212	113	24	2	9	Post-ASG	.230	456	105	6	37
.095	21	2	0	0	vs. Left	.182	110	20	1	6
.219	242	53	4	18	vs. Right	.228	769	175	15	70
.196	56	11	1	12	RISP	.195	220	43	5	61
.000	2	0	0	1	Bases Loaded	.231	13	3	0	9
.250	4	1	0	0	PH	.200	5	1	0	0
—	0	0	0	0	DH	.000	2	0	0	0

BALLPARK BREAKDOWN

	AVG.	AB	H	HR	RBI
Edison Field	.217	23	5	0	2
Camden Yards	.185	27	5	0	1
Fenway Park	.130	23	3	0	0
Comiskey Park	.211	435	92	7	39
Jacobs Field	.233	43	10	2	6
Tiger Stadium	.167	6	1	0	0
Comerica Park	.320	25	8	1	3
Kauffman Stadium	.149	47	7	2	5
Metrodome	.233	43	10	0	2
Yankee Stadium	.435	23	10	0	6
Network Associates Coliseum	.308	26	8	1	5
Kingdome	.000	4	0	0	0
Safeco Field	.318	22	7	0	0
Tropicana Field	.241	29	7	0	1
The Ballpark In Arlington	.269	26	7	0	1
Skydome	.150	20	3	0	1
Turner Field	.000	4	0	0	0
Wrigley Field	.192	26	5	2	3
Cinergy Field	.333	3	1	0	0
Astros Field	.000	7	0	0	0
County Stadium	.333	3	1	0	0
Miller Park	.667	3	2	1	1
Veterans Stadium	.375	8	3	0	0
Busch Stadium	.000	3	0	0	0

FIELDING STATISTICS

Catcher Year	Pct.	G	PO	A	E	TC	DP	PB
1998	1.000	7	36	2	0	38	1	0
1999	.993	72	413	33	3	449	6	10
2000	.992	74	466	27	4	497	4	7
2001	.992	61	326	31	3	360	2	4
2002	.994	85	484	27	3	514	3	3
Totals	.993	299	1725	120	13	1858	16	24

Johnson's Bests

Hits: 3 (eight times), last time: September 14, 2002 at New York
Home Runs: 1 (16 times), last time: September 17, 2002 vs. Kansas City
Runs Batted In: 3 (five times), last time: September 29, 2001 at Kansas City
Hitting Streak: 7 (twice), last time: August 19 to 31, 2002
Career Grand Slams: 0



Rontrez Johnson 17

Outfielder

Ht/Wt: 5-10 / 165

Birthdate: December 8, 1976

Birthplace/Resides: Marshall, Texas / Marshall, Texas

Major League Service: None

Obtained: Selected from the Texas Rangers organization in the Major League Rule 5 Draft, December 16, 2002

Contract Status: First year of a one-year contract through 2003.

2002 Highlights

Signed a minor league contract with Kansas City prior to the 2002 season and was a non-roster invitee to spring training...hit .182 with a home run in 20 games during the spring and ended up spending the entire season at Triple-A Omaha...matched his career high by hitting .300...added a career high

19 hit by pitches and also walked 50 times for a .397 on-base percentage...tied for sixth in the Royals farm system in batting average and was third with 31 stolen bases...it was the sixth time he has stolen 20 or more bases and he now has 195 career stolen bases in eight seasons in the minors...tied for fifth in the Pacific Coast League in stolen bases...led Omaha in stolen bases, tied for the team lead in hit by pitches and was second in runs (71), doubles (27) and triples (tie, 4)...batted .309 with five home runs in 94 at bats against left handed pitching and .298 with four home runs in 309 at bats against right handed pitching...appeared in 90 games in center field, 10 in left field and four in right field...saw most of his playing time batting first (38 for 112, .339) and third (45 for 165, .273) but hit in every spot in the batting order except fourth and ninth...homered in consecutive games on April 8 and 10 against New Orleans...was batting .295 (23 for 78) with three home runs and seven RBI in 21 games when he was placed on the disabled list on May 3 with right knee tendinitis...activated on May 10 and went 4 for 11 (.364) in four games before landing on the disabled list on May 18 with a sprained left wrist...activated on May 28 and had his best month of the season in June, batting .375 (39 for 104) with two home runs, 15 RBI, 17 walks and 12 stolen bases in 27 games...that included a 10-game stretch from June 8 to 16 where he batted .525 (21 for 40) with eight multiple hit games, 13 runs and eight RBI...average was a season high .351 at the end of that stretch...had a four-hit game against Nashville on July 1 that had his average at .346 but he went 49 for 195 (.251) over his final 53 games to finish the year at .300...had two home runs and five RBI on August 11 at Colorado Springs...finished the season with a nine-game hitting streak (10 for 33, .303).

Career

1995—began his professional career with the Red Sox affiliate in the Gulf Coast Rookie League and hit .254 with 30 walks in 52 games for a .356 on-base percentage...led his team in games (52) and stolen bases (25)...ranked fifth in the league in stolen bases and was second in stolen base percentage (.833). **1996**—began the season in the Gulf Coast Rookie League but was transferred to Lowell on July 26...hit a combined .250 with four home runs and 21 RBI in 63 games...stole 13 bases and added 38 walks for a .358 on-base percentage...played in the Florida Instructional League following the season. **1997**—spent the entire season at Michigan in the Midwest League and hit .241 with 65 walks for a .355 on-base percentage...stole 29 bases and added a career high six triples...led his team in triples and stolen bases and was second in runs scored (87)...ranked second in the Red Sox farm system in steals...was on the disabled list from April 28 to May 5 with a strained right shoulder...was 3 for 12 (.250) in three playoff games...participated in the Florida Instructional League. **1998**—spent his second consecutive full season at Michigan and had a career high .402 on-base percentage...tied for second in the Midwest League in on-base percentage...batted .271 with 24 stolen bases in 85 games...ranked fourth in the Boston farm system in steals...despite his limited playing time, he led his team in walks (66) and stolen bases and tied for the team lead in triples (5)...went 2 for 10 (.200) in three playoff games. **1999**—batted a career high .300 in 132 games at Single-A Sarasota...added career highs in runs scored (97), hits (148), RBI (59) and walks (74)...tied for third in the Red Sox farm system in batting and tied for 10th in the Florida State League...also ranked second in the FSL in runs and tied for third in walks...led his team in games played, runs, hits, total bases (210) and walks...hit a pair of grand slams: April 23 at St. Lucie and June 4 against Brevard County...homered twice and drove in five runs in the June 4 game...hit .294 (139 for 473) with 71 of his 74 walks when batting lead-off. **2000**—made his Double-A debut at Trenton and stole 30 bases while batting .269 in a career high 134 games...also had a career high 524 at bats...was third in the Red Sox farm system in stolen bases...ranked fourth in the Eastern League in at bats and runs scored (83)...led the Thunder in runs, walks (55) and stolen bases...spent most of the season batting leadoff (134 for 480, .279)...average improved to .325 (37 for 114) with runners in scoring position...reached base safely via hit or walk in 25 consecutive games from May 1 to 29 (35 for 108, .324, 12 walks)...had an 11-game hitting streak from May 17 to 29 (15 for 49, .306) and a 17-game hitting streak from May 31 to June 16 (25 for 70, .357)...had back-to-back four hit games on August 9 and 10 at Binghamton. **2001**—began the season at Double-A Trenton but finished the year at Triple-A Pawtucket...combined to bat .290 with 14 home runs and 53 RBI in 117 games...the home runs were a career high and were his 31 doubles...the batting average tied for sixth best in the Boston farm system and he also ranked fourth in stolen bases (25)...was hitting .300 (18 for 60) with four home runs and nine RBI in 17 games at Trenton when he was placed on the disabled list on April 25 with a strained right hamstring...activated on May 10 and ended up batting .282 with 10 home runs and 31 RBI in 73 games at Trenton...72 of his 73 appearances were in center field...saw his most playing time batting second (30 for 120, .250)...was promoted to Pawtucket-

ett on July 19 and hit .299 with 16 doubles in 44 games...43 of those games came in center field...batted .281 (16 for 57) in the one spot and .308 (40 for 130) when hitting second...hit .378 (14 for 37) against left handers and .280 (42 for 150) with all four of his home runs against right handers...reached base safely via hit or walk in 38 of the 43 games in which he batted...had a 12-game hitting streak from August 10 to 22 (19 for 55, .345).

Personal/Miscellaneous


Rontrez DeMon Johnson...graduated from Marshall (TX) High School in 1995...played defensive back on the football team and was First Team All-State...participated in the Dixie League Little League and Mickey Mantle Youth State Championship teams...also played on the Marshall High School District 5A Championship team.

LIFETIME PLAYING RECORD

Year	Club	AVG.	G	AB	R	H	2B	3B	HR	RBI	SH	SF	HP	BB	SO	SB	CS	SLG	OBP	E
1995	GC Red Sox	.254	52	193	37	49	4	2	0	11	3	1	1	30	30	25	5	.295	.356	4
1996	GC Red Sox	.294	28	85	20	25	6	0	0	9	1	0	0	17	11	6	2	.365	.412	0
	Lowell	.222	35	135	27	30	4	0	4	12	0	2	0	21	30	7	3	.341	.323	4
1997	Michigan	.241	118	411	87	99	10	6	5	40	6	3	9	65	96	29	12	.331	.355	7
1998	Michigan	.271	85	306	65	83	15	5	5	32	1	5	4	66	46	24	8	.402	.402	3
1999	Sarasota	.300	132	494	97	148	30	4	8	59	8	7	8	74	63	18	15	.425	.395	8
2000	Trenton	.269	134	524	83	141	21	2	6	53	3	4	6	55	73	30	19	.351	.343	8
2001	Trenton	.282	73	255	48	72	15	1	10	31	2	3	9	22	40	17	7	.467	.356	6
	Pawtucket	.299	44	187	32	56	16	3	4	22	1	0	7	10	35	8	4	.481	.358	1
2002	Omaha	.300	109	403	71	121	27	4	9	53	0	6	19	50	51	31	11	.454	.397	6

CAREER TRANSACTIONS

- 1995 — Selected by the Boston Red Sox organization in the 16th round of the free agent draft, June 1.
 2001 — Granted free agency, October 15; signed by the Kansas City Royals organization, December 28.
 2002 — Granted free agency, October 15; signed by the Texas Rangers organization, October 24. Selected by the Oakland Athletics in the major league Rule 5 draft, December 16.



Ted Lilly

Left Handed Pitcher

31

HI/Wt: 6-1 / 190 **Bats/Throws:** Left / Left

Birthdate: January 4, 1976 **Opening Day Age:** 27

Birthplace/Resides: Lamita, California / Bass Lake, California

Major League Service: 2 years, 102 days

Obtained: Acquired from the New York Yankees along with minor leaguers John-Ford Griffin and Jason Arnold as part of a three-team, seven-player trade in which the A's sent minor leaguers Carlos Pena, Franklyn German and Jeremy Bonderman to the Detroit Tigers for cash considerations, July 5, 2002. Detroit sent pitcher Jeff Weaver to New York to complete the deal.

Contract Status: First year of a one-year contract through 2003.

2002 Highlights

Was acquired from the New York Yankees as part of a three-team, seven-player deal on July 5 and made six appearances, five starts with the A's...was 2-1 with a 4.63 ERA with Oakland after going 3-6 with a 3.40 ERA in 16 games, 11 starts, with the Yankees...combined for a 5-7 record and a 3.69 ERA in 22 games, 16 starts...was 4-6 with a 3.90 ERA (39 er in 90.0 ip) and .217 (73 for 336) opponents batting average in his 16 starts and 1-1 with a 1.80 ERA (2 er in 10.0 ip) and .189 (7 for 37) opponents average in his six relief appearances...the five wins matched his career best from 2001 and the seven losses topped his six from 2001...held the opposition to a .214 batting average which was the lowest mark of his career...that broke down to .154 (12 for 78) against left handers and .231 (68 for 295) against right handers...lefties are batting .215 (45 for 209) against him in his career...opponents batting average dropped to .174 (12 for 69) with runners in scoring position...held the opponents number four hitters to a .163 (7 for 43) batting average and he now has a .171 (19 for 111) career average against the opposi-

tions clean-up hitters...fared better on the road where he was 4-4 with a 2.13 ERA (12 er in 50.2 ip), .163 (29 for 178) opponents batting average and three home runs allowed in 12 games, seven starts, compared to 1-3 with a 5.29 ERA (29 er in 49.1 ip), .262 (51 for 195) opponents average and 12 home runs in 10 games, nine starts, in his home ballparks...first hitters faced were 1 for 6 (.167) in relief and he did not inherit any runners...tossed six or more innings in just seven of his 16 starting assignments and pitched fewer than five innings four times...allowed three runs or fewer 12 times, walked two batters or fewer 13 times and did not allow a home run seven times...his teams were 3-3 in his no decisions and 7-9 in his starting assignments...New York scored just 21 runs for him in his 11 starting assignments (68.2 ip, 2.75 runs per nine innings)...A's scored 11 runs in his five starts with Oakland (21.1 ip, 4.64 per nine innings) for a season run support of 3.20 (32 r in 90.0 ip)...acquired from the Yankees on July 5 in a deal in which the A's sent minor leaguers Carlos Pena, Franklyn German and Jeremy Bonderman to Detroit for cash and Jeff Weaver...the A's then sent Weaver to New York for Lilly and minor leaguers John-Ford Griffin and Jason Arnold...inserted into the A's starting rotation after the All-Star Break and won his first start on July 15 at Tampa Bay, combining with the A's bullpen on a four-hit shutout in the A's 4-0 win...tossed six innings and allowed three of the hits...took a no-hitter into the fifth inning before Flaherty singled with two outs...then had a no decision in his next start on July 20 against Texas, a 6-5 A's win, and went on the disabled list on July 23 with an inflamed left shoulder...activated from the D.L. on September 10 and went into the rotation for three starts...was 0-1 with a 6.97 ERA (8 er in 10.1 ip) in those three starts and then made his last appearance of the season in relief on September 28 at Texas in preparation for a possible relief role in the playoffs...tossed two scoreless innings (1 h, 2 so) and picked up the win in the A's 10-8 victory...made two relief appearances against Minnesota in the ALDS and was 0-1 with a 13.50 ERA...took the loss in Game 1 (0.2 ip, 3 h, 2 r, 2 er, 1 bb, 1 so)...relieved Tim Hudson with one out in the sixth inning, a 5-4 lead and the bases empty and allowed the tying and go ahead runs...also relieved Hudson in Game 4 (3.1 ip, 7 h, 4 r, 4 er, 2 so) and had a no decision in the A's 11-2 loss...began his Yankees portion of the season in the bullpen and had a loss in three relief appearances (5.1 ip, 3 h, 1 r, 1 er, 1 bb, 6 so) before replacing the injured Andy Pettitte in the rotation...made nine consecutive starts from April 20 to June 8 and was 2-4 with a 3.56 ERA (22 er in 55.2 ip)...first start came on April 20 against Toronto and he had a no decision in the Yankees 5-4, 10 inning loss...tossed a complete game one-hitter at Seattle on April 27 but lost 1-0...it was the 58th one-hitter in Yankees history but the only regular season loss (the Yankees did lose a no-hitter on July 1, 1990 at Chicago)...took a no-hitter into the eighth before walking Wilson with one out...fell to 0-3 before recording his first win of the season on May 18 against Minnesota in a 6-2 Yankees win (7.0 ip, 5 h, 2 r, 1 er, 1 bb, 9 so)...returned to the pen for a two-game stint (2.2 ip, 3 h, 1 r, 1 er, 1 bb) on June 12 against Arizona and June 15 at New York...tossed his first career shutout in a 1-0 win at San Diego on June 22...allowed three hits and walked two while striking out a career high 11...it was his second career 10 strikeout game...final appearance as a Yankee was a loss in an 11-2 loss to the Mets on June 29 at Yankee Stadium (4.0 ip, 7 h, 6 r, 5 er, 3 bb, 2 so).

Career

1996—was selected by the Los Angeles Dodgers in the 23rd round of the June 1996 draft...began his pro career with Short-A Yakima...was 4-0 in 13 games, eight starts, and led all short-season minor leaguers with a 0.84 ERA (53.2 ip, 5 er, 75 so)...rated the seventh best prospect in the Dodgers' organization by Baseball America. **1997**—spent his entire season at Single-A San Bernardino...was named the California League Pitcher-of-the-Year and was named to the league's post-season All-Star Team after going 7-8 with a 2.81 ERA in 23 games, 21 starts...ranked first in the league in ERA, strikeouts per nine innings (10.7) and opponents batting average (.229)...threw a no-hitter on May 10 vs. Lake Elsinore after missing two weeks because of a back injury...it was the first no-hitter thrown in the league in three years...struck out a season-high 13 vs. Lancaster on July 29...became the first player in California League history to earn Pitcher-of-the-Week honors four times, three times in a one month span...missed the final three weeks of the season with a pinched nerve in his left shoulder...ranked sixth among the Top 10 Prospects in the league by Baseball America. **1998**—pitched for three minor league teams in two organizations, combining to go 11-9 with a 3.91 ERA in 29 starts...began the season at Double-A San Antonio, going 8-4 with a 3.30 ERA...after losing his first three decisions, won six straight over an eight start span from April 29-June 5, allowing 11 earned runs in 57.0 innings (1.74 ERA)...was promoted to Triple-A Albuquerque on July 1 and went 1-3 with a 4.94 ERA in five starts before being acquired by Montreal as part of a seven player trade on July 31...spent the remainder of the season at Triple-A Ottawa...despite receiving the no-decision on August 21 at Pawtucket, set the Lynx franchise record with 13 strikeouts in 7.0 innings...fanned 10 Sya-

cuse Chiefs in 5.2 innings in his last start of the season on September 5...struck out 49 in 39.0 innings during his IL stint...pitched for Arecibo in Puerto Rico at season's end. **1999**—was 0-1 with a 7.61 ERA in nine games, three starts, with the Expos in two separate stints at the Major League level...was first recalled on May 14 after Shane Andrews was placed on the disabled list...made four relief appearances and allowed four earned runs in 4.0 innings before being optioned back to Triple-A on May 31...was recalled again on September 7 and after allowing 11 earned runs in six relief appearances was moved into the starting rotation...in three starts he went 0-1 with a 4.58 ERA, striking out 19 batters in 17.2 innings...underwent successful arthroscopic surgery on his left shoulder on October 20 at Montreal's St. Mary's Hospital to repair a small tear in his labrum...enjoyed a solid season at Triple-A Ottawa, going 8-5 with a 3.84 ERA in 16 starts and leading the Lynx staff in wins...was selected as the International League Player-of-the-Week from May 10-16 after going 2-0 with a 0.64 ERA...was placed on the Ottawa D.L. after his June 20 start with shoulder tendinitis...did not pitch again until August 11, throwing three scoreless innings vs. Rochester...made his final start with Ottawa on September 5 vs. Syracuse, scattering three hits in 7.0 innings. **2000**—made seven September relief appearances with the Yankees, going 0-0 with a 5.63 ERA...made his Yankee debut on September 11 against Boston, pitching a perfect ninth inning (1 so) in a 4-0 loss...tossed 3.1 hitless innings of relief (4 bb, 5 so) on September 29 at Baltimore...began the season on the 15-day disabled list, placed there on March 25 with tendinitis of the left shoulder...made one rehab start for Single-A Tampa on April 27, allowing one earned run in 6.2 innings at St. Petersburg...had his rehab transferred to Triple-A Columbus on May 1...was reinstated from the D.L. and optioned to Columbus on May 23...spent the majority of the season at Columbus, going 8-11 with a 4.19 ERA in 22 starts...finished second in the International League with 127 strikeouts...tied a Clippers single-game record with 15 strikeouts on August 20 vs. Louisville...was named IL Pitcher-of-the-Week for the week of August 14-20, going 1-0 in two starts without allowing an earned run in 15.0 innings (9 h, 5 bb, 22 so). **2001**—spent the majority of the season with the Yankees, going 5-6 with a 5.37 ERA in 26 games, 21 starts...was second among American League rookies with 112 strikeouts behind Cleveland's C.C. Sabathia (171)...began the season with Triple-A Columbus but was recalled on April 22 after making three starts...in his first start as a Yankee he recorded his first 10 strikeout game on April 22 against Boston...it was the first double-digit strikeout performance by a pitcher making his first start for the Yankees since Charles Hudson in 1987...recorded his first Major League win on April 28 against Oakland, allowing three earned run in 5.2 innings...served a six-game suspension from August 11 to 17 after hitting Scott Spiezo with a pitch on August 5 vs. Anaheim (was not ejected from game)...was optioned to Triple-A Columbus on August 21 and was recalled on September 1 after making two starts with Columbus...on September 26 against Tampa Bay, he established a career high with 7.2 innings in relief of Andy Pettitte...it was the longest relief outing in the Majors since the White Sox' Melido Perez went 7.2 innings on June 15, 1991 against Kansas City...was 0-0 with a 2.84 ERA in two stints with Columbus.

Personal/Miscellaneous

Theodore Roosevelt Lilly...was originally signed by Dodgers scout Joe Ferrone...graduated in 1994 from Yosemite High School...attended Fresno City College.

LIFETIME PITCHING RECORD

Year	Club	W	L	ERA	G	GS	CG	SHO	SV	IP	H	R	ER	HR	HB	BB	IBB	SO	WP	BK
1996	Yakima	4	0	0.84	13	8	0	0	0	53.2	25	9	5	0	1	14	1	75	0	2
1997	San Bernardino	7	8	2.81	23	21	2	1	0	134.2	116	52	42	9	4	32	0	158	7	5
1998	San Antonio	8	4	3.30	17	17	0	0	0	111.2	114	50	41	8	1	37	0	96	4	3
	Albuquerque	1	3	4.94	5	5	0	0	0	31.0	39	20	17	3	0	9	0	25	1	2
	Ottawa	2	2	4.85	7	7	0	0	0	39.0	45	28	21	8	0	19	0	49	0	0
1999	Ottawa	8	5	3.84	16	16	0	0	0	89.0	81	40	38	12	2	23	0	78	1	2
	MONTREAL	0	1	7.61	9	3	0	0	0	23.2	30	20	7	3	9	0	28	1	0	
2000	Tampa	0	0	1.35	1	1	0	0	0	6.2	5	3	1	0	0	1	0	6	1	0
	Columbus	8	11	4.19	22	22	3	1	0	137.1	157	77	64	14	4	48	0	127	5	4
	NEW YORK (AL)	0	0	5.63	7	0	0	0	0	8.0	8	6	5	1	0	5	0	11	1	1
2001	Columbus	0	0	2.84	5	5	0	0	0	25.1	16	10	8	2	1	8	0	30	1	0
	NEW YORK (AL)	5	6	5.37	26	21	0	0	0	120.2	126	81	72	20	7	51	1	112	9	2
2002	NEW YORK (AL)	3	6	3.40	16	11	2	1	0	76.2	57	31	29	10	5	24	3	59	6	0
	OAKLAND	2	1	4.63	6	5	0	0	0	23.1	23	12	12	5	1	7	0	18	0	1
A.L. Totals		10	13	4.64	55	37	2	1	0	228.2	214	130	118	36	13	87	4	200	16	4
N.L. Totals		0	1	7.61	9	3	0	0	0	23.2	30	20	7	3	9	0	28	1	0	
M.L. Totals		10	14	4.92	64	40	2	1	0	252.1	244	150	138	43	16	96	4	228	17	4

CAREER TRANSACTIONS

- 1996** — Selected by the Los Angeles Dodgers organization in the 23rd round of the free-agent draft, June 4.
- 1998** — Traded with second baseman Wilton Guerrero, outfielder Peter Bergeron and first baseman Jonathan Tucker to the Montreal Expos for pitcher Carlos Perez, shortstop Mark Grudzielanek and infielder Hiram Bocachica, July 31.
- 2000** — Traded to the New York Yankees, March 17 as part of a deal in which the Yankees traded pitcher Hideki Irabu to Montreal for pitcher Jake Westbrook and two players to be named later (December 29, 1999). Yankees acquired pitcher Christian Parker to complete the deal, March 22. On disabled list, April 2 to May 23; included rehabilitation assignments to Tampa, April 27 to May 1, and Columbus, May 2 to 6 and May 20 to 23.
- 2001** — On suspended list, August 11 to 17.
- 2002** — Traded to the Oakland Athletics with outfielder John-Ford Griffin and pitcher Jason Arnold as part of a three-team, seven player deal, July 5. The A's sent infielder Carlos Pena, pitcher Franklyn German and a player to be named later (pitcher Jeremy Bonderman on August 22) to Detroit for cash considerations and Detroit sent Jeff Weaver to the New York Yankees. On disabled list, July 23 to September 10.

DIVISION SERIES RECORD

Year	Club/Opp.	W	L	ERA	G	GS	CG	SHO	SV	IP	H	R	ER	HR	HB	BB	IBB	SO	WP	BK
2002	OAK vs. MIN	0	1	13.50	2	0	0	0	0	4.0	10	6	6	1	0	1	0	3	1	0

VS. THE AMERICAN LEAGUE

2002 ERA	W	L	SV	G	IP	H	HR	ER	SO	CAREER vs. TEAM										
										ERA	W	L	SV	G	IP	H	HR	ER	SO	
11.57	0	1	0	1	2.1	5	1	3	2	Anaheim	4.91	0	1	0	2	7.1	9	1	4	5
0.00	0	0	0	1	1.2	0	0	0	2	Baltimore	5.13	1	0	0	6	26.1	22	4	15	21
7.00	0	2	0	2	9.0	11	2	7	4	Boston	4.86	0	2	0	4	16.2	18	4	9	15
2.57	1	0	0	1	7.0	3	1	2	2	Chicago	4.15	2	0	0	2	13.0	9	1	6	7
—	0	0	0	0	0.0	0	0	0	0	Cleveland	4.30	1	1	0	4	14.2	15	2	7	17
—	0	0	0	0	0.0	0	0	0	0	Detroit	5.91	0	1	0	4	10.2	17	3	7	6
—	0	0	0	0	0.0	0	0	0	0	Kansas City	—	0	0	0	0	0.0	0	0	0	0
2.13	1	0	0	2	12.2	9	0	3	10	Minnesota	2.13	1	0	0	2	12.2	9	0	3	10
—	0	0	0	0	0.0	0	0	0	0	New York	—	0	0	0	0	0.0	0	0	0	0
—	0	0	0	0	0.0	0	0	0	0	Oakland	9.39	1	1	0	2	7.2	5	2	8	7
4.96	0	2	0	3	16.1	11	4	9	17	Seattle	6.86	0	3	0	7	21.0	22	4	16	21
0.00	1	0	0	1	6.0	3	0	0	4	Tampa Bay	2.59	2	0	0	4	24.1	22	1	7	21
4.50	1	0	0	3	12.0	11	2	6	7	Texas	4.42	1	1	0	4	18.1	15	5	9	15
1.74	0	1	0	3	10.1	6	2	2	13	Toronto	6.23	0	1	0	6	17.1	18	5	12	20

VS. THE NATIONAL LEAGUE

2002 ERA	W	L	SV	G	IP	H	HR	ER	SO	CAREER vs. TEAM										
										ERA	W	L	SV	G	IP	H	HR	ER	SO	
3.86	0	0	0	1	2.1	3	0	1	0	Arizona	5.40	0	0	0	2	3.1	5	0	2	1
—	0	0	0	0	0.0	0	0	0	0	Atlanta	4.26	0	1	0	2	12.2	11	2	6	13
—	0	0	0	0	0.0	0	0	0	0	Florida	7.27	0	1	0	2	8.2	12	4	7	9
—	0	0	0	0	0.0	0	0	0	0	Los Angeles	40.50	0	0	0	1	0.2	3	1	3	1
—	0	0	0	0	0.0	0	0	0	0	Milwaukee	0.00	0	0	0	1	0.2	0	0	0	1
—	0	0	0	0	0.0	0	0	0	0	Montreal	0.00	0	0	0	1	7.0	3	0	0	9
10.38	0	1	0	2	4.1	7	2	5	2	New York	6.52	0	1	0	3	9.2	8	2	7	9
—	0	0	0	0	0.0	0	0	0	0	Pittsburgh	11.57	0	0	0	2	2.1	5	0	3	4
0.00	1	0	0	1	9.0	3	0	0	11	San Diego	3.48	1	0	0	2	10.1	8	1	4	13
3.86	0	0	0	1	7.0	8	1	3	3	San Francisco	3.86	0	0	0	1	7.0	8	1	3	3

MONTHLY BREAKDOWN

2002 ERA	W	L	SV	G	IP	H	HR	ER	SO	CAREER vs. TEAM										
										ERA	W	L	SV	G	IP	H	HR	ER	SO	
1.35	0	2	0	5	20.0	7	2	3	23	April	2.23	1	2	0	7	32.1	16	5	8	39
3.90	2	2	0	5	30.0	24	3	13	19	May	5.33	3	2	0	14	52.1	57	4	31	41
4.39	1	2	0	6	26.2	26	5	13	17	June	4.48	1	3	0	12	60.1	54	10	30	53
3.27	1	0	0	2	11.0	9	2	4	7	July	4.02	2	3	0	8	40.1	40	9	18	28
—	0	0	0	0	0.0	0	0	0	0	August	10.61	0	2	0	4	9.1	13	1	11	7
5.84	1	1	0	4	12.1	14	3	8	11	September	6.27	2	2	0	18	51.2	58	14	36	55
—	0	0	0	0	0.0	0	0	0	0	October	6.00	1	0	0	1	6.0	6	0	4	5

PITCHING BREAKDOWN

2002											CAREER											
ERA	W	L	SV	G	IP	H	HR	ER	SO	vs. TEAM	ERA	W	L	SV	G	IP	H	HR	ER	SO		
5.29	1	3	0	10	49.1	51	12	29	38	Home	4.73	4	6	0	34	142.2	139	29	75	129		
2.13	4	4	0	12	50.2	29	3	12	39	Road	5.17	6	8	0	30	109.2	105	14	63	99		
3.60	2	2	0	10	45.0	38	8	18	42	Day	4.74	4	4	0	25	98.2	97	13	52	103		
3.76	3	5	0	12	55.0	42	7	23	35	Night	5.04	6	10	0	39	153.2	147	30	86	125		
4.04	4	6	0	18	84.2	70	14	38	68	Grass	4.89	9	13	0	51	210.0	201	35	114	187		
1.76	1	1	0	4	15.1	10	1	3	9	Turf	5.10	1	1	0	13	42.1	43	8	24	41		
3.40	3	6	0	16	76.2	57	10	29	59	Pre-ASG	4.17	6	7	0	34	151.0	130	19	70	135		
4.63	2	1	0	6	23.1	23	5	12	18	Post-ASG	6.04	4	7	0	30	101.1	114	24	68	93		
3.90	4	6	0	16	90.0	73	14	39	69	Starter	4.80	8	13	0	40	211.2	199	36	113	185		
1.80	1	1	0	6	10.0	7	1	2	8	Reliever	5.53	2	1	0	24	40.2	45	7	25	43		

BALLPARK BREAKDOWN

	ERA	W	L	S	G	IP	H	HR	ER	SO
Edison Field	11.57	0	1	0	1	2.1	5	1	3	2
Camden Yards	3.45	1	0	0	4	15.2	9	1	6	13
Fenway Park	5.40	0	1	0	1	5.0	6	0	3	3
Comiskey Park	2.57	1	0	0	1	7.0	3	1	2	2
Jacobs Field	2.70	1	0	0	1	6.2	7	0	2	6
Comerica Park	9.00	0	1	0	1	4.0	9	2	4	3
Metrodome	3.18	0	0	0	1	5.2	4	0	2	1
Yankee Stadium	4.66	4	6	0	27	116.0	113	21	60	105
Network Associates Col.	8.40	0	1	0	4	15.0	17	5	14	11
Safeco Field	2.61	0	1	0	3	10.1	6	0	3	9
Tropicana Field	1.38	1	0	0	2	13.0	9	0	2	13
Ballpark in Arlington	0.00	1	0	0	1	2.0	1	0	0	2
SkyDome	12.91	0	1	0	4	7.2	13	4	11	9
Turner Field	6.35	0	1	0	1	5.2	5	1	4	7
Pro Player Stadium	9.82	0	1	0	1	3.2	8	1	4	3
Dodger Stadium	40.50	0	0	0	1	0.2	3	1	3	1
Olympic Stadium	3.95	0	0	0	4	13.2	12	4	6	14
Shea Stadium	3.18	0	0	0	2	5.2	1	0	2	7
Three Rivers Stadium	11.57	0	0	0	2	2.1	5	0	3	4
Qualcomm Stadium	3.48	1	0	0	2	10.1	8	1	4	13

FIELDING STATISTICS

Pitcher	Year	Pct.	G	PO	A	E	TC	DP
1999	1,000	9	0	3	0	3	0	0
2000	1,000	7	1	1	0	2	0	0
2001	.931	26	5	22	2	29	0	0
2002	1,000	22	4	12	0	16	0	0
Totals	.960	64	10	38	2	50	0	0

Lilly's Bests

Low Hit Complete Game: 1, April 27, 2002 at Seattle
Innings Pitched, Start: 9.0, June 22, 2002 at San Diego
Innings Pitched, Relief: 7.2, September 26, 2001 vs. Tampa Bay
Strikeouts, Start: 11, June 22, 2002 at San Diego; 10, April 22, 2001 vs. Boston
Strikeouts, Relief: 6, September 26, 2001 vs. Tampa Bay
Longest Winning Streak: 2 (twice), last time: September 26-October 2, 2001
Longest Losing Streak: 5, July 13 to August 18, 2001



Terrence Long 12

Outfielder

Ht/Wt: 6-1 / 202

Bats/Throws: Left / Left

Birthdate: February 29, 1976

Opening Day Age: 27

Birthplace/Resides: Montgomery, Alabama / Montgomery, Alabama

Major League Service: 2 years, 170 days

Obtained: Acquired from the New York Mets with pitcher Leoner Vasquez for pitcher Kenny Rogers, July 23, 1999

Contract Status: Second year of a four-year contract through 2005.

2002 Highlights

Played in all 162 games for the second consecutive season and now has a streak of 399 consecutive games played...that is the second longest streak in Oakland history and the second longest active streak in the majors to Miguel Tejada's 432...last missed a game on July 9, 2000, the final game before the All-Star Break that year...made 158 starts in 2002, all in center field...after hitting .288 and .283 in his first two seasons with the A's, his average dropped to .240 in 2002...his 67 RBI were the fewest of his career but he did hit 16 home runs which was two shy of his career best of 18 in 2000...13 of his 16 home runs came off right handed pitching and he has hit 38 of his 46 career home runs off right handers...the A's were 12-2 in games in which he homered...matched his career high and tied for the A's team lead with four triples...also topped the club with 32 doubles and has at least 30 doubles in each of his three full seasons in the majors...grounded into 17 double plays which tied for eighth in the Ameri-

can League...hit .159 (10 for 63) with runners in scoring position and two outs and was 3 for 18 (.167) with the bases loaded...had a .421 (16 for 38) career average with the bases loaded entering the season...batted primarily seventh (50 starts) and eighth (72 starts) in the batting order...made 10 starts in the two spot (13 for 40, .325) and the rest of his starts in the final five spots in the order...committed eight errors which led American League center fielders and ranked second among all A.L. outfielders (Fick, DET 12)...had 382 putouts which ranked fifth among all A.L. outfielders...matched his career high with five assists...was batting .209 (23 for 110) over his first 29 games through May 3 but then hit .271 (77 for 284) over his next 81 games through August 2...that brought his average to a season high .254 but he hit .212 (41 for 193) over his final 52 games to finish the year at .240...singled in the sixth inning on opening night, April 1 against Texas, but then went 0 for his next 19, the longest hitless streak of his career...was 2 for 24 with 11 strikeouts over his first seven games before collecting his first of five three-hit games on April 9 at Texas...had 10 putouts on April 18 against Anaheim which fell two short of the major league record for a center fielder...finished April with a .200 (20 for 100) batting average and four walks in 26 games...had a .306 (38 for 124) career average in April entering the season...average improved to .252 in May but he did not homer in the month and scored just six runs in 27 games...snapped a 29-game, 118-at bat homerless streak on June 1 at Tampa Bay...then had his first regular season two-homer game on June 7 against Houston (hit two home runs in Game 1 of the 2001 ALDS against New York)...hit .306 (19 for 62) in 18 interleague games...hit .286 (26 for 91) in June, his best one month batting average of the season...reached base safely via hit or walk in each of the A's final 22 games before the All-Star Break, including a season best nine-game hitting streak from June 27 to July 5 (11 for 33, .333)...had a 39-game, 139-at bat homerless streak from June 14 to July 27 before homering at Texas on July 28...it was his most consecutive games without a homer in his career but the second longest streak of at bats without a homer...went 38 games and 153 at bats without a home run from June 27 to August 9, 2001...had seven home runs and 43 RBI over his first 104 games but beginning with the home run on July 28, he hit nine home runs and drove in 24 runs over his final 58 games...three of those home runs gave the A's the lead and two others tied the game...six of them came with runners on base...had his second career two homer game on August 18 against Chicago and also had his second of two four RBI games on the season that day...the other four RBI game also came against Chicago on April 27...had four home runs and 10 RBI against the White Sox for the season, matching his best totals against one team in 2002...also had four home runs and 10 RBI against Anaheim...now has six career home runs against Anaheim and Chicago, his most against any team...finished August with a .213 (23 for 108) batting average but had five home runs and 15 RBI in 28 games, his best one month totals for the season in those two categories...batted .226 in September, including a streak of four straight two hit games from September 19 to 22 (8 for 15)...started all five games in center field in the ALDS against Minnesota and was 3 for 18 (.167) with a home run...has started all 15 A's post-season games over the last three years (10 in center, four in left, one in right) and has four home runs.

Career

1994—led the Mets' short-season hitters with 12 home runs, was second in RBI (39) and tied for second in walks (32)...batted .283 in the Instructional League. **1995**—divided the season between Single-A Columbia of the South Atlantic League and Single-A Pittsfield of the New York-Penn League...named the NY-PL Player of the Week, July 17-23. **1996**—came in fifth in the South Atlantic League in batting (.288)...led his Single-A Columbia team in RBI (78) and stolen bases (32)...tied for fourth among Mets' minor league players with 136 hits and tied for third with nine triples...played in the Hawaiian Fall League. **1997**—his 118 hits ranked eighth among the Mets' full-season minor league players...also was third with 29 doubles, second with seven triples and tied for third with 24 stolen bases...tied a club record with three steals in one inning against Sarasota on August 10...batted .302 with 13 doubles, seven triples, four home runs and 16 RBI for Oahu in the Hawaiian Winter League. **1998**—led the Eastern League with 10 triples...tied Ricky Otero's Binghamton team mark, set in 1993...led Double-A Binghamton with 16 home runs...among Mets' full-season minor league players, he was sixth in batting average (.297), seventh in runs (69), fifth in hits (135), tied for first in triples (10), fifth in home runs (16), 10th in walks (62) and ninth in stolen bases (23)...compiled a .313 batting average vs. righthanded pitching with 14 doubles, six triples, 12 home runs and 40 RBI...was 7 for 16 (.438) with the bases loaded...had a grand slam and five RBI at Reading on June 10...had two four-hit games during the year, May 4 vs. Bowie and August 17 vs. Trenton...played for Magallanes of the Venezuelan Winter League...batted .255 (41 for 161) with 24 runs, five doubles, eight triples, one home run, 23 RBI and four stolen bases in 48 games. **1999**—made his Major League debut with two different stints with the Mets...called up for the first time on April 12 but was optioned back to Norfolk on April 16 after striking out twice as a pinch hitter on April 14 and 15 against Florida...called up again on May 10 and grounded into a double play as a pinch hitter on May 11 at Colorado...optioned back to Norfolk on May

13 and remained there until he was traded to the A's organization with Leo Vasquez for Kenny Rogers on July 23...hit .326 in 78 games with the Tides...finished third on the club with four triples and 14 stolen bases...put together a 16-game hitting streak from June 17 to July 8...had his hitting streak snapped in the second game of the doubleheader on July 8 and then hit safely in his final 11 games with Norfolk before he was traded to the A's...assigned to the A's Triple-A affiliate at Vancouver and hit safely in his first four games for a 15-game hitting streak overall...combined for a .299 average at both Triple-A stops...hit .304 (17 for 56) with a double, two triples, two home runs and 13 RBI in 14 post season games with the Canadians...that included a 9 for 21 (.429) performance in the Triple-A World Series with 10 RBI in five games, earning him MVP honors...hit .269 with a home run and 13 RBI for Magallanes in the Venezuelan Winter League. **2000**—set an Oakland rookie record with 104 runs and tied the rookie record with 168 hits and a 17-game hitting streak from June 10-29...shares the hits record of 168 with Ben Grieve (1998) and shares the hitting streak mark with Mike Edwards (1978) and Luis Polonia (1987)...the hitting streak was the longest in the major leagues by a rookie and he also led all major league rookies in runs (104), hits (168), doubles (34), RBI (80), multiple hit games (49), total bases (264) and extra base hits (56)...ranked second among American League rookies in batting (.288), home runs (18), walks (43), on-base percentage (.336) and slugging percentage (.452)...posted the second best Oakland rookie totals in doubles and his RBI total was fourth best...finished second to the Mariners Kazuhiro Sasaki in BBWAA American League Rookie of the Year balloting and was named Outstanding A.L. Rookie at the Players Choice Awards...was one of the top clutch hitters in the league as he led the A's with a .369 average with runners in scoring position, the fifth best mark among all American League hitters...hit .611 (11 for 18) with the bases loaded....began the season at Triple-A Sacramento and was hitting .400 with three home runs and 15 RBI in 15 games when he was recalled to Oakland on April 24...made his A's debut that night against Toronto and recorded his first major league hit with a single off David Wells in the sixth inning...hit his first major league home run the next day off the Blue Jays Roy Halladay...hit .313 with four home runs and 16 RBI over his first 14 games before he was hit in the mouth by a thrown ball during pre-game warm-ups on May 10 at Anaheim...missed two games and ended up wearing a protective shield on his batting helmet for the rest of the season...hit his first of two home runs to leadoff a game on May 16 against Kansas City (also July 28 against Boston)...started his 17-game hitting streak on June 10 at Los Angeles and hit .347 (25 for 72) during the streak with 22 runs scored...stole his first career base on June 16 at Kansas City...had a 13-game hitting streak from July 17 to 29 (18 for 56, .321)...had a career high six RBI on August 24 at Cleveland when he connected for his first career grand slam (Woodard)...also had his first two career four-hit games during that stretch: August 26 against New York and September 4 at Toronto...finished the season with 49 multiple hit games which tied Giambi for the team lead...had his third hitting streak of 10 or more games when he hit safely in 11 straight from September 9 to 20 (18 for 51, .353)...batted .158 with one of the A's two home runs in the Division Series against New York...hit 17 of his 18 home runs against right handed pitchers with 69 of his 80 RBI. **2001**—played in every game, joining teammate Miguel Tejada as the first Oakland players to play in 162 games since Alfredo Griffin in 1986...saw significant playing time at all three outfield positions...began the year in center field, his position from 2000, and started 70 of the A's first 72 games there...when Johnny Damon moved to center on June 23, he moved to right and started 26 of the A's next 28 games there...following the acquisition of Jermaine Dye on July 25, he started 60 of the A's final 62 in left field...made a total of 158 starts for the A's (72 in center, 60 in left and 26 in right)...had five assists, second among A's outfielders to Dye (seven)...surpassed his totals from 2000 in hits (178), doubles (37), RBI (85), walks (52) and stolen bases (9)...then went on to bat .389 in the ALDS against New York with three doubles and two of the A's four home runs...both of the home runs were solo shots in Game 1 in New York as he became the sixth Athletic to homer twice in a post-season game, the first since Dave Henderson in Game 3 of the 1989 World Series...led the A's with 52 multiple hit games after tying for the team lead with 49 in 2000...tied for the team lead in hits and led the club in strikeouts (103)...hit mostly in the middle of the order after batting leadoff most of 2000...made 36 starts batting clean-up, 51 batting fifth and 45 batting sixth...posted his best batting average when hitting sixth (60 for 172, .349)...all of his starts in the four spot came over a 58-game span from April 21 to June 26 and he hit .255 (38 for 149) with six home runs and 24 RBI when batting clean-up...hit most of his home runs early in the year, belting nine home runs in his first 76 games but just three over his final 86 contests...got off to a quick start as he hit .326 in April, his best batting average in a month in his career...that included a 10-game hitting streak from April 11 to 20 (18 for 37, .486), his first of four hitting streaks of at least 10 games in 2001...now has seven hitting streaks of 10 or more games in his career...put together an 11-game hit-

Oakland A's Most Consecutive Games Played

432	Miguel Tejada	2000-
399	Terrence Long	2000-
347	Alfredo Griffin	1985-87
203	Danny Cater	1968-69
199	Sal Bando	1968-70

ting streak from June 20 to July 1 (15 for 42, .357)...had a 10-game hitting streak from July 17 to 26 and was 15 for 40 (.375) with nine doubles...had four RBI and a career high tying four hits on August 2 at Cleveland...homed on August 9 against Boston to snap a 38-game, 153-at bat homerless streak dating back to June 27 at Seattle...agreed to terms on a four-year contract extension through the 2005 season on August 14...had a season high 12-game hitting streak from September 3 to 22 (19 for 50, .380).

Personal/Miscellaneous

Terrence Deon Long was originally signed by Mets scout Bob Rossi...graduated from Stanhope Elmore High School in Millbrook, Alabama...batted .608 as a senior and won most valuable player and pitcher of the year honors...was also named to Baseball America's High School All-America team...was an all-metro selection for three years in basketball at Elmore...was the Mets second pick in the first round of the 1994 draft as compensation for the Baltimore Orioles signing of Sid Fernandez...community involvement in 2000 included Breast Cancer Awareness Day, Holiday Fest for needy families and the American Red Cross Blood Drive.

LIFETIME PLAYING RECORD

Year	Club	AVG.	G	AB	R	H	2B	3B	HR	RBI	SH	SF	HP	BB	SO	SB	CS	SLG	OBP	E
1994	Kingsport	.233	60	215	39	50	9	2	12	39	0	2	4	32	52	9	3	.460	.340	5
1995	Columbia	.197	55	178	27	35	1	2	2	13	1	0	1	28	43	8	5	.258	.309	5
	Pittsfield	.257	51	187	24	48	9	4	4	31	1	1	1	18	36	11	4	.412	.324	1
1996	Columbia	.288	123	473	66	136	26	9	12	78	1	4	5	36	120	32	7	.457	.342	5
1997	St. Lucie	.251	126	470	52	118	29	7	8	61	0	4	2	40	102	24	8	.394	.310	7
1998	Binghamton	.297	130	455	69	135	20	10	16	58	0	4	2	62	105	23	11	.490	.380	10
1999	Norfolk	.326	78	304	41	99	20	4	7	47	0	1	1	23	41	14	6	.487	.374	4
	NEW YORK (NL)	.000	3	3	0	0	0	0	0	0	0	0	0	2	0	0	0	.000	.000	0
	Vancouver	.247	40	154	16	38	6	2	2	21	0	0	1	10	29	7	5	.351	.297	4
2000	Sacramento	.400	15	60	11	24	6	0	3	15	1	1	0	4	4	0	3	.650	.431	3
	OAKLAND	.288	138	584	104	168	34	4	18	80	0	3	1	43	77	5	0	.452	.336	10
2001	OAKLAND	.283	162	629	90	178	37	4	12	85	0	6	0	52	103	9	3	.412	.335	7
2002	OAKLAND	.240	162	587	71	141	32	4	16	67	0	3	2	48	96	3	6	.390	.298	8
A.L. Totals		.271	462	1800	265	487	103	12	46	232	0	12	3	143	276	17	9	.418	.323	25
N.L. Totals		.000	3	3	0	0	0	0	0	0	0	0	0	2	0	0	0	.000	.000	0
M.L. Totals		.270	465	1803	265	487	103	12	46	232	0	12	3	143	278	17	9	.417	.323	25

CAREER TRANSACTIONS

1994 — Selected by the New York Mets organization in the 1st round (20th pick overall) of the free agent draft, June 2.

1999 — Traded to Oakland with pitcher Leoner Vasquez for pitcher Kenny Rogers, July 23.

DIVISION SERIES RECORD

Year	Club/Opp.	AVG.	G	AB	R	H	2B	3B	HR	RBI	SH	SF	HP	BB	SO	SB	CS	SLG	OBP	E
2000	OAK vs. N.Y.	.158	5	19	2	3	0	0	1	1	0	0	0	3	2	0	0	.316	.273	1
2001	OAK vs. N.Y.	.389	5	18	3	7	3	0	2	3	0	0	0	1	2	0	0	.889	.421	0
2002	OAK vs. MIN	.167	5	18	1	3	0	0	1	1	0	0	0	1	2	0	0	.333	.211	0
Totals		.236	15	55	6	13	3	0	4	5	0	0	0	5	6	0	0	.509	.300	1

VS. THE AMERICAN LEAGUE

2002	AVG.	AB	H	HR	RBI	CAREER vs. TEAM	AVG.	AB	H	HR	RBI
.219	73	16	4	10	Anaheim	.251	191	48	6	26	
.206	34	7	0	2	Baltimore	.282	110	31	2	9	
.194	36	7	0	2	Boston	.196	102	20	2	9	
.289	38	11	4	10	Chicago	.298	104	31	6	18	
.273	22	6	1	5	Cleveland	.378	74	28	2	23	
.259	27	7	1	1	Detroit	.306	85	26	2	9	
.313	32	10	0	4	Kansas City	.298	121	36	3	22	
.206	34	7	0	0	Minnesota	.260	123	32	1	11	
.139	36	5	1	4	New York	.193	109	21	2	10	
—	0	0	0	0	Oakland	—	0	0	0	0	
.197	61	12	0	5	Seattle	.230	174	40	2	18	
.214	28	6	1	6	Tampa Bay	.276	105	29	3	19	
.306	72	22	1	5	Texas	.313	192	60	4	20	
.188	32	6	0	4	Toronto	.304	115	35	4	18	

VS. THE NATIONAL LEAGUE

2002 AVG.	AB	H	HR	RBI	CAREER vs. TEAM	AVG.	AB	H	HR	RBI
—	0	0	0	0	Arizona	.158	19	3	0	0
.182	11	2	0	0	Cincinnati	.182	11	2	0	0
—	0	0	0	0	Colorado	.192	26	5	1	1
—	0	0	0	0	Florida	.000	2	0	0	0
.400	10	4	2	2	Houston	.400	10	4	2	2
—	0	0	0	0	Los Angeles	.348	23	8	0	2
.400	10	4	1	5	Milwaukee	.400	10	4	1	5
.222	9	2	0	0	Pittsburgh	.222	9	2	0	0
—	0	0	0	0	San Diego	.348	23	8	2	5
.318	22	7	0	2	San Francisco	.215	65	14	1	5

MONTHLY BREAKDOWN

2002 AVG.	AB	H	HR	RBI	CAREER by MONTH	AVG.	AB	H	HR	RBI
.200	100	20	3	14	April	.259	224	58	8	30
.252	103	26	0	13	May	.254	327	83	7	53
.286	91	26	4	14	June	.280	289	81	10	37
.272	92	25	1	3	July	.275	288	82	3	23
.213	108	23	5	15	August	.276	337	93	9	45
.226	93	21	3	8	September	.276	301	83	9	40
—	0	0	0	0	October	.259	27	7	0	4

BATTING BREAKDOWN

2002 AVG.	AB	H	HR	RBI	CAREER by CATEGORY	AVG.	AB	H	HR	RBI
.265	294	78	9	37	Home	.269	870	234	24	111
.215	293	63	7	30	Road	.271	933	253	22	121
.229	179	41	7	21	Day	.271	632	171	19	84
.245	408	100	9	46	Night	.270	1171	316	27	148
.245	547	134	15	61	Grass	.268	1633	437	42	208
.175	40	7	1	6	Turf	.294	170	50	4	24
.248	319	79	7	42	Pre-ASG	.263	918	241	25	123
.231	268	62	9	25	Post-ASG	.278	885	246	21	109
.250	156	39	3	15	vs. LHP	.265	554	147	8	56
.237	431	102	13	52	vs. RHP	.272	1249	340	38	176
.225	129	29	3	44	RISP	.289	409	118	7	165
.167	18	3	0	10	Bases Loaded	.339	56	19	1	52
1.000	1	1	0	1	PH	.200	10	2	0	1
—	0	0	0	0	DH	—	0	0	0	0

BALLPARK BREAKDOWN

	AVG.	AB	H	HR	RBI
Edison Field	.267	90	24	3	11
Camden Yards	.258	62	16	0	3
Fenway Park	.200	50	10	0	5
Comiskey Park	.352	54	19	2	6
Jacobs Field	.370	46	17	2	17
Comerica Park	.217	46	10	1	5
Kauffman Stadium	.344	64	22	2	17
Metrodome	.266	64	17	0	4
Yankee Stadium	.164	61	10	2	7
Network Associates Coliseum	.270	868	234	24	111
Safeco Field	.227	97	22	1	12
Tropicana Field	.260	50	13	1	9
Ballpark in Arlington	.316	95	30	3	9
SkyDome	.357	56	20	3	11
Bank One Ballpark	.091	11	1	0	0
Cinergy Field	.182	11	2	0	0
Coors Field	.286	14	4	1	1
Dodger Stadium	.300	10	3	0	0
Shea Stadium	.000	2	0	0	0
PNC Park	.222	9	2	0	0
Qualcomm Stadium	.364	11	4	1	3
Pacific Bell Park	.219	32	7	0	1

FIELDING STATISTICS

Outfield	Year	Pct.	G	PO	A	E	TC	DP
	2000	.971	137	328	2	10	340	1
	2001	.980	162	332	5	7	344	3
	2002	.980	162	382	5	8	395	1
	Totals	.977	461	1042	12	25	1079	5

Long's Bests

Hits: 4 (three times), August 2, 2001 at Cleveland; September 4, 2000 at Toronto; August 26, 2000 vs. New York
Home Runs: 2 (twice), August 18, 2002 vs. Chicago; June 7, 2002 vs. Houston
Runs Batted In: 6, August 24, 2000 at Cleveland
Hitting Streak: 17, June 10 to 29, 2000
Career Grand Slams: 1, August 24, 2000 at Cleveland



Jim Mecir

45

Right Handed Pitcher

Ht/Wt: 6-1 / 230

Bats/Throws: Switch / Right

Birthdate: May 16, 1970

Opening Day Age: 32

Birthplace/Resides: Queens, New York / Kildeer, Illinois

Major League Service: 6 years, 44 days

Obtained: Acquired from the Tampa Bay Devil Rays with LHP Todd Belitz for minor league RHP Jesus Colome and cash, July 28, 2000.

Contract Status: Third year of a four-year contract through 2004.

2002 Highlights

Was one of the best relievers in the American League at stranding baserunners as he inherited 39 runners and allowed just seven to score...his percentage of 17.9 runners scored ranked third lowest among A.L. relievers...allowed a .235 (12 for 51) batting average to the first hitters with nine walks...the walks were the most among A.L. relievers...appeared in a total of 61 games and posted a 4.26 ERA and .259 opponents batting average...also made one post-season appearance in the ALDS against Minnesota, retiring the side in order in the ninth inning of Game 1...his opponents batting average broke down to .204 (22 for 108) against left handers and .297 (46 for 155) against right handers...the average against left handers was eighth lowest among all A.L. pitchers...now has a .214 (147 for 688) career average allowed against left handers...batting average dropped to .196 (19 for 97) with runners in scoring position and opponents now have a .225 (109 for 484) career average against him with RISP...fared better on the road where he had a 3.00 ERA (12 er in 36.0 ip) and .226 (31 for 137) opponents batting average in 33 games compared to 5.68 (20 er in 31.2 ip) and .294 (37 for 126) in 28 games in Oakland...had a better ERA after the All-Star Break (3.67 to 4.65 before the break) but had a lower opponents batting average before the break (.234 to .294 after the break)...appeared in 44 games over the first four months of the season and tossed more than one inning 18 times...then appeared in just 17 games over the final two months of the season and tossed one inning or fewer 13 times...playing time decreased over the final two months because of soreness in his right knee...posted a 6.97 ERA in the month of April, allowing at least one run in five of his 10 games...then recorded a 1.53 ERA in May and had a 2.08 ERA (5 er in 21.2 ip) over a 17-game stretch from May 1 to June 8...did not retire any of the five batters he faced on June 9 against Houston, allowing five runs on four hits and a walk...it was the first time in his A's career that he did not retire at least one batter...that started a 12-game stretch through July 21 where he posted a 9.45 ERA (14 er in 13.1 ip)...capped that stretch by allowing five runs on six hits in 1.2 innings on July 21 against Texas...took the loss in that game and tied his career high in runs and hits allowed in a game...then did not allow a run in 18 of his final 22 outings (5 er in 22.1 ip, 2.01 ERA)...had a 1.00 ERA in August and a 3.68 ERA in September...now has a 2.01 ERA (11 er in 49.1 ip) and .206 opponents batting average in 39 career outings in September, his lowest ERA and opponents batting average for any month of the season...allowed a two-run home run to Seattle's Cameron on September 25 for the blown save and loss...the home run snapped a 35 game, 37.0 inning, 178 batter homerless streak dating back to May 30 at Tampa Bay (Huff)...made his 300th career appearance on August 2 against Detroit, tossing 2.0 scoreless innings and striking out a season high four...it was one of 10 outings of two innings for him in 2002...served a three-game suspension from September 2 to 6 as he was ejected from the game on August 17 against Chicago after hitting Royce Clayton...allowed 2 of 23 (8.7%) inherited runners to score in 33 games over the first three months of the season...including a 24-game stretch from April 26 to June 26 where he stranded all 16 of his inherited runners...then allowed 5 of 16 (31.3%) to score in his 28 games over the final three months of the season...retired 24 of the 28 batters he faced over a five-game span from May 21 to 28...first hitters faced had a 0 for 15 streak with three walks from April 26 to June 8...has not allowed a run in 11 career outings at Comiskey Park (18.0 ip).

Career

1991—made his professional debut at San Bernardino and was 3-5 with a save and a 4.22 ERA in 14 games, 12 starts. **1992**—spent his second season at San Bernardino, missing two months (June 25-August 25) with a strained right shoulder. **1993**—in his final season as a starting pitcher, spent the entire season at Riverside (9-11, 4.33 ERA), leading the California League in hit batters (15) and

tying for second in losses. **1994**—was converted into a reliever at Jacksonville and posted the third-highest save total in the Mariners farm system with 13...ranked fifth in the Southern League in games finished (34) and tied for fifth in saves...pitched for Peoria in the Arizona Fall League, going 2-2 with a 3.19 ERA in 16 appearances. **1995**—was promoted to Seattle on September 1 after spending the entire season with Tacoma...made two appearances for the Mariners, his first big league action...made his major league debut September 4 at Yankee Stadium, giving up one unearned run on four hits in 3.2 innings of work in Seattle's 13-3 loss...made 40 relief appearances for Tacoma, giving up 24 runs in 69.2 innings. **1996**—split the season between Columbus and New York in his first year in the Yankees organization...earned his first trip to the big league club on May 1 when Dion James was released...recalled a total of three times during the season...recorded his first major league win in his third appearance of the season, May 7 vs. Detroit, giving up one run in 0.2 innings...surrendered just one earned run over a span of 10 appearances (12.2 ip) from May 10-June 13. **1997**—began the season with the Yankees' Triple-A affiliate in Columbus and was recalled on April 26 when David Weathers was designated for assignment...was sent back to Columbus on July 10 when Hideki Irabu was recalled from AAA and was brought back to the big league club on July 28 when Irabu was sent to Columbus...traded places one more time with Irabu on August 13 and remained at Columbus for the remainder of the season...appeared in 25 games for the Yankees, all in relief, with one hold and no saves...was one save short (11) of tying for the team lead at Columbus. **1998**—tied for second among American League relievers with seven wins...ranked seventh in the A.L. with 84 relief innings pitched...his 68 appearances were second most by a player on a first-year expansion team (74 by Dan McGinn of '69 Expos)...pitched in the Rays' first win, first shutout, first road win and first interleague win...allowed just a .219 average with runners on base (33 for 151), eighth among A.L. pitchers...was 3-1 with a 3.57 ERA (18 er in 45.1 ip) in 38 games before the All-Star Break and 4-1 with a 2.56 ERA (11 er in 38.2 ip) in 30 games after the Break...opponents hit just .159 (21 for 132) off him after the break...did not allow a run in his first 10 appearances of the season (10.1 ip, 3 h, 3 bb) while the Rays were off to an 11-8 start...longest outing was 3.0 innings on May 12 when he kept the Indians scoreless in innings 7-8-9 in Tampa Bay's 6-5, 12-inning win...allowed 11 of 46 (23.9%) inherited runners to score, the second best ratio on the team. **1999**—had his season cut short after he fractured his right elbow (separated the growth plate in the elbow) during pre-game conditioning May 12...underwent successful surgery the following day by Dr. James Andrews in Birmingham, Alabama...appeared in 17 of the Rays' first 34 games before the injury, holding opponents to a .205 mark and first batters faced to a .154 (2 for 13) average...his 85 career appearances as a Devil Ray were the most in the club's brief history up to that point...ran a season-high string of six scoreless outings April 22-May 4 (6.1 ip, 2 h)...surrendered runs in 5 of his 17 appearances, including just four runs in his first 14 outings (17.2 ip), a 2.04 ERA...his lone decision was a 20-11 loss at Cleveland May 7, a game in which the Rays held an eight-run lead (0.2 ip, 2 h, 2 r, 1 er, 2 bb, 1 so). **2000**—was acquired by the A's from the Devil Rays along with Todd Belitz for minor league pitcher Jesus Colome and cash on July 28...allowed just 2 of 21 (9.5%) inherited runners to score in his 38 games with the Devil Rays and was leading the American League in that category when he was acquired by the A's...allowed 11 of 46 (23.9%) to score for the season, the ninth lowest mark among A.L. relievers...ranked tied for first among A.L. relievers in wins (10), tied for sixth in blown saves (8) and seventh in innings (85.0) and ERA (2.96)...the innings pitched were a career high...recorded his first save as an Athletic and his second of the season on August 24 at Cleveland to start a six-game stretch through September 6 where he was 0-1 with four saves, two blown saves and a 3.38 ERA...returned to his set up role the rest of the way and ended up posting a 1.53 ERA in September...struck out a career high five batters on September 19 at Baltimore...struck out 37 in 35.1 innings with the A's...was also 3-1 with four of his five saves and a 2.80 ERA in 25 games with Oakland...then made three appearances in the Division Series against New York and retired 16 of the 17 hitters he faced, allowing just one baserunner (Martinez double in Game 5)...was 7-2 with a save and a 3.08 ERA in 38 games with the Devil Rays...was on the disabled list from April 27 to May 23 with a biceps strain...went nine consecutive outings from May 28 to June 18 without allowing a run (13.2 ip)...finished June with a 1.69 ERA in 12 outings...had a .176 (25 for 142) opponents batting average at the All-Star Break but allowed a .266 (45 for 169) mark after the break with both the Devil Rays and the A's...combined with Oakland and Tampa Bay to allow a .204 (31 for 152) average against left handed hitters and .245 (39 for 159) against right handers...allowed a .186 (19 for 102) average with runners in scoring position which dropped to .156 (7 for 45) with RISP and two outs...first hitters faced were 16 for 56 (.286) with seven walks. **2001**—had a 3.43 ERA in 54 relief appearances but was charged with eight losses and five blown saves...the losses were a career high and ranked fourth among American League relievers...allowed a .231 opponents batting average which broke down to .195 (23 for 118) against left handers and .267 (31 for 116) against right handers...ranked fifth among

all American League pitchers in average vs. left handers...allowed 12 of 31 (38.7%) inherited runners to score and first hitters faced were 14 for 50 (.280) with three walks and a hit by pitch...tossed one or more innings in 45 of his 54 outings...went 2-4 with a save and four blown saves over the first two months of the season, despite recording a 2.67 ERA in 21 games...then went 0-4 with two saves, one blown save and a 4.13 ERA in 33 games the rest of the way...committed the first error of his career on April 2 at Seattle...had an 11.2 inning scoreless streak over nine outings from April 21 to May 11...the streak ended on May 13 at Boston when he was charged with his third blown save of the season after allowing two runs in 2.0 innings...picked up blown save number four on May 22 at Kansas City but also picked up his first win of the season when Jason Giambi hit a three-run home run in the eighth inning...had a 14.30 ERA (18 er in 11.1 ip) in the 10 games in which he was charged with a blown save or loss but posted a 1.05 mark (6 er in 51.2 ip) in his other 44 appearances...went on the disabled list on August 7 retroactive to August 2 with a right knee inflammation...A's team physician Dr. Jerrald Goldman performed arthroscopic surgery on the knee on August 11...made one rehab appearance with Triple-A Sacramento on September 3 against Edmonton (1.0 ip, 1 h) and was activated from the disabled list on September 5...posted a 1.46 ERA (2 er in 12.1 ip) over his final 12 appearances...then posted a 5.40 ERA in two Division Series outings against New York.

Personal/Miscellaneous

James Jason Mecir...attended Eckerd College from 1988-91...was born with two club feet and two operations before age 10 left his right leg an inch shorter than his left...he and his wife, Pamela, were married on November 15, 1997, three days before he was selected by Tampa Bay in the expansion draft.

LIFETIME PITCHING RECORD

Year	Club	W	L	ERA	G	GS	CG	SHO	SV	IP	H	R	ER	HR	HB	BB	IBB	SO	WP	BK
1991	San Bernardino	3	5	4.22	14	12	0	0	1	70.1	72	40	33	3	3	37	0	48	8	4
1992	San Bernardino	4	5	4.67	14	11	0	0	0	61.2	72	40	32	8	5	26	0	53	5	1
1993	Riverside	9	11	4.33	26	26	1	0	0	145.1	160	89	70	3	15	58	2	85	4	0
1994	Jacksonville	6	5	2.69	46	0	0	0	13	80.1	73	28	24	5	4	35	3	53	6	0
1995	Tacoma	1	4	3.10	40	0	0	0	8	69.2	63	29	24	3	1	28	7	46	5	0
	SEATTLE	0	0	0.00	2	0	0	0	0	4.2	5	1	0	0	0	2	0	3	0	0
1996	Columbus	3	3	2.27	33	0	0	0	7	47.2	37	14	12	2	3	15	2	52	3	0
	NEW YORK (AL)	1	1	5.13	26	0	0	0	0	40.1	42	24	23	6	0	23	4	38	6	0
1997	Columbus	1	1	1.00	24	0	0	1	11	27.0	14	4	3	0	2	6	0	34	0	0
	NEW YORK (AL)	0	4	5.88	25	0	0	0	0	33.2	36	23	22	5	2	10	1	25	1	0
1998	TAMPA BAY	7	2	3.11	68	0	0	0	0	84.0	68	30	29	6	3	33	5	77	2	0
1999	TAMPA BAY	0	1	2.61	17	0	0	0	0	20.2	15	7	6	0	1	14	0	15	0	0
2000	TAMPA BAY	7	2	3.08	38	0	0	0	1	49.2	35	17	17	2	1	22	0	33	0	0
	OAKLAND	3	1	2.80	25	0	0	0	4	35.1	35	14	11	2	1	14	2	37	2	0
2001	OAKLAND	2	8	3.43	54	0	0	0	3	63.0	54	25	24	4	1	26	7	61	2	0
	Sacramento	0	0	0.00	1	1	0	0	0	1.0	1	0	0	0	0	0	0	0	0	0
2002	OAKLAND	6	4	4.26	61	0	0	0	1	67.2	68	36	32	5	4	29	4	53	4	1
M.L. Totals		26	23	3.70	316	0	0	0	9	399.0	358	177	164	30	13	173	23	342	17	1

CAREER TRANSACTIONS

- 1991** — Selected by the Seattle Mariners organization in the 3rd round of the free agent draft, June 3.
- 1995** — Traded to the New York Yankees with infielder Tino Martinez and pitcher Jeff Nelson for infielder Russ Davis and pitcher Sterling Hitchcock, December 7.
- 1997** — Traded to the Boston Red Sox as the PTBNL in the August 13 trade in which the Yankees traded pitcher Tony Armas and a PTBNL to the Boston Red Sox for catcher Mike Stanley and infielder Randy Brown, September 29. Selected by the Tampa Bay Devil Rays in the second round (36th pick overall) of the expansion draft, November 18.
- 1999** — On disabled list, May 12 to end of season.
- 2000** — On disabled list, April 27 to May 23. Traded with pitcher Todd Belitz to the Oakland A's for minor league pitcher Jesus Colome and cash, July 28.
- 2001** — On disabled list, August 2 to September 5; included rehabilitation assignment to Sacramento, September 3 to 5.

DIVISION SERIES RECORD

Year	Club/Opp.	W	L	ERA	G	GS	CG	SHO	SV	IP	H	R	ER	HR	HB	BB	IBB	SO	WP	BK
2000	OAK vs. N.Y.	0	0	0.00	3	0	0	0	0	5.1	1	0	0	0	0	0	0	2	0	0
2001	OAK vs. N.Y.	0	0	5.40	2	0	0	0	0	3.1	4	2	2	1	0	0	0	4	0	0
2002	OAK vs. MIN	0	0	0.00	1	0	0	0	0	1.0	0	0	0	0	0	0	0	2	0	0
Totals		0	0	1.86	6	0	0	0	0	9.2	5	2	2	1	0	0	0	8	0	0

VS. THE AMERICAN LEAGUE

2002		CAREER																		
ERA	W	L	SV	G	IP	H	HR	ER	SO	vs. TEAM	ERA	W	L	SV	G	IP	H	HR	ER	SO
5.59	0	1	0	10	9.2	14	0	6	3	Anaheim	3.62	0	2	1	29	32.1	25	1	13	23
1.42	0	0	0	5	6.1	5	0	1	4	Baltimore	3.86	4	3	0	25	32.2	29	4	14	28
2.70	0	1	0	4	3.1	5	0	1	1	Boston	2.70	0	1	1	22	26.2	29	1	8	18
4.50	0	0	0	3	4.0	3	1	2	4	Chicago	1.99	1	0	0	22	31.2	23	3	7	28
3.86	0	0	0	2	2.1	2	0	1	3	Cleveland	4.24	1	2	1	19	23.1	26	1	11	24
0.00	1	0	0	2	3.1	2	0	0	5	Detroit	2.70	3	0	0	18	23.1	18	1	7	19
6.00	1	0	0	2	3.0	4	0	2	3	Kansas City	3.70	3	1	1	18	24.1	23	2	10	25
0.00	1	0	0	3	3.2	3	0	0	4	Minnesota	3.10	3	1	0	21	29.0	27	2	10	25
3.38	0	0	0	3	2.2	2	0	1	2	New York	2.82	1	1	0	15	22.1	19	1	7	17
—	0	0	0	0	0.0	0	0	0	0	Oakland	2.16	0	0	0	8	8.1	5	0	2	5
3.38	0	1	0	5	5.1	3	1	2	3	Seattle	5.65	1	5	0	29	36.2	37	4	23	36
4.76	1	0	0	4	5.2	4	1	3	7	Tampa Bay	4.05	1	0	0	5	6.2	4	1	3	9
4.91	2	1	1	10	11.0	13	1	6	7	Texas	3.96	3	3	1	34	38.2	33	4	17	25
3.38	0	0	0	2	2.2	1	1	1	3	Toronto	2.53	2	0	3	18	21.1	14	3	6	21

VS. THE NATIONAL LEAGUE

2002		CAREER																		
ERA	W	L	SV	G	IP	H	HR	ER	SO	vs. TEAM	ERA	W	L	SV	G	IP	H	HR	ER	SO
—	0	0	0	0	0.0	0	0	0	0	Arizona	0.00	0	0	0	1	1.0	1	0	0	3
—	0	0	0	0	0.0	0	0	0	0	Atlanta	12.46	0	1	0	3	4.1	8	1	6	3
—	0	0	0	0	0.0	0	0	0	0	Chicago	—	0	0	0	0	0.0	0	0	0	0
0.00	0	0	0	1	1.0	1	0	0	0	Cincinnati	0.00	0	0	0	1	1.0	1	0	0	0
—	0	0	0	0	0.0	0	0	0	0	Colorado	0.00	0	0	0	1	1.1	1	0	0	1
—	0	0	0	0	0.0	0	0	0	0	Florida	1.74	1	2	1	7	10.1	10	0	2	7
67.50	0	0	0	2	0.2	4	0	5	2	Houston	67.50	0	0	0	2	0.2	4	0	5	2
—	0	0	0	0	0.0	0	0	0	0	Los Angeles	11.57	0	0	0	2	2.1	2	0	3	1
—	0	0	0	0	0.0	0	0	0	0	Milwaukee	15.43	0	0	0	2	2.1	4	1	4	2
—	0	0	0	0	0.0	0	0	0	0	Montreal	3.86	1	0	0	3	4.2	5	0	2	5
—	0	0	0	0	0.0	0	0	0	0	New York	0.00	1	0	0	3	4.2	2	0	0	6
—	0	0	0	0	0.0	0	0	0	0	Philadelphia	0.00	0	0	0	3	4.1	3	0	0	6
0.00	0	0	0	2	2.1	1	0	0	2	Pittsburgh	0.00	0	0	0	2	2.1	1	0	0	2
—	0	0	0	0	0.0	0	0	0	0	St. Louis	—	0	0	0	0	0.0	0	0	0	0
—	0	0	0	0	0.0	0	0	0	0	San Diego	40.50	0	1	0	1	0.2	2	0	3	0
13.50	0	0	0	1	0.2	1	0	1	0	San Francisco	5.40	0	0	0	2	1.2	2	0	1	1

MONTHLY BREAKDOWN

2002		CAREER																		
ERA	W	L	SV	G	IP	H	HR	ER	SO	vs. TEAM	ERA	W	L	SV	G	IP	H	HR	ER	SO
—	0	0	0	0	0.0	0	0	0	0	March	0.00	0	0	0	1	1.0	0	0	0	2
6.97	1	0	0	10	10.1	12	2	8	6	April	4.27	3	6	0	55	65.1	57	4	31	40
1.53	1	1	0	13	17.2	9	2	3	15	May	3.12	7	3	1	66	92.1	77	8	32	87
8.31	0	0	0	10	8.2	10	0	8	8	June	4.10	4	5	0	54	63.2	60	5	29	54
5.52	1	2	0	11	14.2	23	0	9	10	July	4.95	2	5	3	51	63.2	70	3	35	52
1.00	2	0	0	8	9.0	8	0	1	11	August	3.99	7	3	1	45	58.2	56	6	26	54
3.68	1	1	1	9	7.1	6	1	3	3	September	2.01	3	1	4	39	49.1	37	4	11	49
—	0	0	0	0	0.0	0	0	0	0	October	0.00	0	0	0	5	5.0	1	0	0	4

PITCHING BREAKDOWN

2002		CAREER																		
ERA	W	L	SV	G	IP	H	HR	ER	SO	vs. TEAM	ERA	W	L	SV	G	IP	H	HR	ER	SO
5.68	5	2	0	28	31.2	37	2	20	28	Home	4.10	17	11	2	157	197.1	180	16	90	169
3.00	1	2	1	33	36.0	31	3	12	25	Road	3.30	9	12	7	159	201.2	178	14	74	173
6.50	1	2	0	18	18.0	21	1	13	14	Day	4.23	10	7	4	106	140.1	143	14	66	124
3.44	5	2	1	43	49.2	47	4	19	39	Night	3.41	16	16	5	210	258.2	215	16	98	218
4.12	6	4	1	57	63.1	64	4	29	48	Grass	3.98	15	21	6	226	283.0	272	22	125	245
6.23	0	0	0	4	4.1	4	1	3	5	Turf	3.03	11	2	3	90	116.0	86	8	39	97
4.65	3	1	0	35	40.2	36	4	21	33	Pre-ASG	3.70	15	14	3	188	238.1	208	18	98	198
3.67	3	3	1	26	27.0	32	1	11	20	Post-ASG	3.70	11	9	6	128	160.2	150	12	66	144
—	0	0	0	0	0.0	0	0	0	0	Starter	—	0	0	0	0	0.0	0	0	0	0
4.26	6	4	1	61	67.2	68	5	32	53	Reliever	3.70	26	23	9	316	399.0	358	30	164	342

BALLPARK BREAKDOWN

	ERA	W	L	S	G	IP	H	HR	ER	SO
Edison Field	2.35	0	2	0	13	15.1	11	0	4	13
Camden Yards	2.29	2	2	0	14	19.2	17	2	5	17
Fenway Park	3.50	0	0	1	13	18.0	20	1	7	10
Comiskey Park	0.00	0	0	0	11	18.0	8	0	0	17
Jacobs Field	6.55	0	2	1	10	11.0	17	0	8	10
Tiger Stadium	27.00	1	0	0	3	1.1	3	0	4	0
Comerica Park	4.26	1	0	0	5	6.1	7	1	3	4
Kauffman Stadium	3.77	2	1	0	10	14.1	11	2	6	16
Metrodome	2.65	2	0	0	10	17.0	12	1	5	12
Yankee Stadium	4.96	1	3	0	35	45.1	45	5	25	36
Network Associates Coliseum	4.19	7	6	2	70	86.0	88	6	40	80
Kingdome	2.08	0	0	0	4	4.1	3	0	1	5
Safeco Field	3.27	0	2	0	10	11.0	8	1	4	12
Tropicana Field	3.25	9	2	0	65	83.0	62	6	30	66
Ballpark in Arlington	4.74	0	1	1	17	19.0	17	3	10	12
SkyDome	3.68	0	0	3	8	7.1	6	1	3	8
Bank One Ballpark	0.00	0	0	0	1	1.0	1	0	0	3
Cinergy Field	0.00	0	0	0	1	1.0	1	0	0	0
Pro Player Stadium	1.80	0	1	1	4	5.0	7	0	1	5
County Stadium	27.00	0	0	0	1	1.1	4	1	4	1
Shea Stadium	0.00	1	0	0	3	4.2	2	0	0	6
Veterans Stadium	0.00	0	0	0	3	4.1	3	0	0	6
PNC Park	0.00	0	0	0	2	2.1	1	0	0	2
Qualcomm Stadium	40.50	0	1	0	1	0.2	2	0	3	0
Pacific Bell Park	5.40	0	0	0	2	1.2	2	0	1	1

FIELDING STATISTICS

Pitcher	Year	Pct.	G	PO	A	E	TC	DP
1995	—	2	0	0	0	0	0	0
1996	1,000	26	1	13	0	14	0	0
1997	1,000	25	5	2	0	7	0	0
1998	1,000	68	9	16	0	25	2	0
1999	1,000	17	1	4	0	5	0	0
2000	1,000	63	3	7	0	10	1	0
2001	.933	54	3	11	1	15	1	0
2002	1,000	61	7	15	0	22	0	0
Totals	.990	316	29	68	1	98	4	0

Mecir's Bests

Low Hit Complete Game: None
Innings Pitched: 3.2, September 4, 1995 at New York
Strikeouts: 5, September 19, 2000 at Baltimore
Longest Winning Streak: 5, May 28 to July 13, 2000
Longest Losing Streak: 5, August 18, 1996 to July 13, 1997



Frank Menechino 11

Infielder

Ht/Wt: 5-8 / 198

Birthdate: January 7, 1971

Birthplace/Resides: Staten Island, New York / Staten Island, New York

Major League Service: 2 years, 109 days

Obtained: Selected in the Rule 5 Minor League draft, December 15, 1997

Contract Status: First year of a one-year contract through 2003.

2002 Highlights

Was on the A's opening day roster and, after an injury to Randy Velarde on opening night, he was the A's regular second baseman for the first month of the season...playing time decreased following the return of Velarde and he was optioned to Sacramento on May 21...did not return to Oakland until September 4 when the River Cats season concluded...hit .205 in 31 games with the A's but appeared in just four games in September (1 for 8, .125)...made a total of 31 starts at second base, including 30 in the number two spot where he batted .210 (25 for 119)...replaced Velarde at second base in the third inning on opening night, April 1, against Texas after Velarde was hit by a Chan Ho Park pitch...played every inning at second base, making 28 consecutive starts, until Velarde returned on May 4...appeared in just five of the A's 14 games after the return of Velarde before he was optioned to Sacramento on May 21...batted .280 (14 for 50) over his first 13 games but went 12 for 74 (.162) over his next 21 before his option...had all three of his home runs and 13 of his 15 RBI in 26 games in April...hit .120 (3 for 25) in May...began the season with 124 consecutive errorless chances before making his only error of the season at second base on May 11 against Toronto...that snapped a 36-game errorless streak dating back to his last error on September 30, 2001, including 35 games as a second baseman...it was the longest overall errorless streak of his career although he went 39 consecutive games without an error as a second baseman from June 6-July 19, 2001 (made an error as a shortstop on June 23)...finished with a .992 fielding percentage as a second baseman...was 10 for 35 (.286)

against Texas and is a .321 (34 for 106) career hitter against the Rangers with 4 HR and 21 RBI in 33 games...the home runs and RBI are his best against any team and the average is his best against any American League team...batted .328 in 20 spring training games with the A's and is .354 (63 for 178) career hitter in five springs with Oakland...batted .248 with six home runs and 50 RBI in 84 games at Sacramento...average improved to .317 (13 for 41) with runners in scoring position and two outs and .353 (6 for 17) with the bases loaded...was the River Cats regular shortstop following his option as he appeared in 74 games there...also made 10 appearances at second and two at third...hit at every spot in the order except third and fifth and saw his most playing time batting second (39 for 184, .212)...was 20 for 49 (.408) when hitting eighth...hit .296 (8 for 27) in his first eight games following his option from Oakland but then went 28 for 167 (.168) over his next 45 games to drop his average to the .186 mark entering play on July 28...went 2 for 4 that day to start a 16-game hitting streak...batted .459 (28 for 61) with 19 RBI during the streak which ran through August 16 and ended up hitting .350 (42 for 120) over his final 31 games...had a season high five RBI on August 15 at Salt Lake and drove in 11 runs over a four game span from August 15-18...ended up batting .339 (38 for 112) with three home runs and 28 of his 50 RBI in 29 games in August.

Career

1993—played for both the White Sox affiliate in the Gulf Coast Rookie League and Single-A Hickory in his first professional season...led Sarasota in on-base percentage (.443) and was second at Hickory with a .416 mark. **1994**—was chosen the Charles Lubin Most Valuable Player at Single-A South Bend...topped the Sox organization, ranked second in the Midwest League and ninth in the minor leagues with a franchise record .427 on-base percentage...ranked fourth in the organization in batting (.298) and fifth in slugging (.420)...led South Bend in runs (77) and walks (78)...named to the MWL Mid-Season All-Star Team...topped MWL second basemen with a .979 fielding percentage. **1995**—was named Most Valuable Player at Single-A Prince William after leading the team in runs (65), doubles (31), walks (96), hit by pitch (11) and on-base percentage (.391)...his walk total set a franchise record and ranked second in the Carolina League...was third in the CL in doubles...started a league high 137 games at second base and led CL second sackers in games, total chances (603) and putouts (293) while ranking second in double plays (75)...had two home runs, including a grand slam, and five RBI in a four-hit performance on April 11 against Lynchburg. **1996**—ranked sixth in the White Sox organization with a .292 average and tied for fifth with 77 runs scored...led Southern League second basemen with a .978 fielding percentage...was selected to the Double-A All-Star team, going 1 for 2 in the contest on July 8 at Trenton...was also named co-winner of the SL "Best Hustler" award...was named the Barons Player of the Month for May when he hit .299 (29 for 97) with 15 RBI...batted .323 (65 for 201) on the road...had a season best 11 game hitting streak (16 for 38, .421) from May 8-18...compiled a 28-game errorless streak from May 7-June 7. **1997**—began the year at Triple-A Nashville but was transferred to Double-A Birmingham on May 28 after hitting .230 in 37 games...hit .299 in 90 games at Birmingham...finished second on the club with 79 walks and third with 78 runs scored and four triples...was the second baseman on the Southern League Post Season All-Star team...hit a combined .281 (121 for 431) at both levels...added 16 home runs and 105 walks, both career highs. **1998**—selected by the A's organization in the minor league Rule 5 draft and spent the entire season at Triple-A Edmonton...led the team and tied for fourth in the Pacific Coast League with seven triples...also led the Trappers with 70 walks and was third with a .403 on-base percentage...appeared in 106 games, 74 of which came at second base...hit .211 (19 for 90) against left handers and .299 (86 for 288) against right handers...reached safely via hit or walk in 22 consecutive games from May 2 to 25...hit a grand slam on May 17 against Albuquerque...hit a solo home run in the bottom of the ninth inning on July 2 to defeat New Orleans, 6-5...also hit a game winning home run in the top of the 10th inning in a 7-6 win at Fresno on August 27. **1999**—made his major league debut in September after the spending the first five months of the season at Triple-A Vancouver...brought up on September 3 and made his debut on September 6 with a start at shortstop...singled off Detroit's Dave Borkowski in the sixth inning for his first Major League hit...singled in his lone pinch hitting appearance on September 26 at Texas...appeared in a total of nine games, including five at short and one at third...had the best season of his career at Vancouver, posting minor league career highs in average (.309), runs (103), hits (155), triples (9) and RBI (88)...his 15 home runs were one short of his career best of 16 in 1997...led the Canadians in average (tie), runs, hits, doubles (31), triples, home runs (tie), RBI and walks (73)...had the eighth best batting average in the A's farm system...tied for the Pacific Coast League lead in triples, ranked second in runs scored and finished fourth in hits...was named to the PCL

Post-Season All-Star team as the utility player...appeared in 57 games at third base, 42 at shortstop and 40 at second base...had a two home run, five RBI performance on May 23 at Edmonton...also had five RBI on May 4 against Tacoma and had his first of four four-hit games that day...was 6 for 12 (.500) with a grand slam with the bases loaded. **2000**—the A's rookie infielder saw significant playing time early in the season with the injury to Randy Velarde but appeared in just 36 of the A's final 130 games after Velarde returned on May 8...was the A's Opening Night starter at second base and hit his first major league home run that night, April 3, off the Tigers Hideo Nomo...started 24 of the A's first 31 games at second base and hit .293 with four home runs and 16 RBI in 30 total games over that span...was optioned to Triple-A Sacramento on May 13 and hit .316 with a pair of home runs in nine games with the River Cats before he was brought back to Oakland on May 24...saw limited playing time upon his return as he appeared in just 20 of the A's 73 games from May 24 until August 16...was 4 for 32 (.125) over that span with a home run and three RBI...made his first career start at third base on July 9...made his professional debut at pitcher on July 18 at Colorado as he entered the game in the eighth inning with the A's trailing 12-3 (1.0 ip, 6 h, 4 r, 4 er, 1 hr)...became the seventh position player in Oakland history to pitch in a game, the first to allow a run...appeared in one Division Series game against New York but did not bat...hit .293 (24 for 82) with four home runs and 16 RBI in 31 games in his first stint with the A's and .206 (13 for 63) with two home runs and 10 RBI in 35 games in his second stint...for the season, appeared in 51 games at second base (32 starts), five at shortstop (two starts) and four at third base (two starts). **2001**—began the season as the A's back-up middle infielder but earned the starting role at second base following an injury to Jose Ortiz and his strong play early in the year...fell just short of the Athletics record for hit by pitches as he was hit 19 times, one short of Don Baylor's record of 20 set in 1976...ranked second in the American League in hit by pitches...finished second on the A's with 79 walks and was third with a .369 on-base percentage despite hitting .242 which was second lowest among A's with 100 or more games...saw an average of 4.00 pitches per plate appearance which ranked 10th in the American League...made a team leading 127 starts at second base and hit 12 home runs, doubling his previous career best of six from 2000...that tied for third most ever by an Oakland second baseman...11 of his home runs came at night and eight came on the road...most of his success offensively came early on as he hit .292 with 10 HR and 41 RBI over his first 64 games through June 27...then hit .191 with 2 HR and 19 RBI over his final 75 regular season games...followed that up by going 1 for 12 (.083) in four starts at second base in the ALDS against New York...batted .317 against left handed pitching, the second best mark on the A's, compared to .203 against right handers...spent almost the entire season hitting second or ninth...hit .250 (90 for 360) with 11 HR and 49 RBI in 94 games in the two spot and .219 (21 for 96) with his other home run and nine RBI hitting ninth...was 4 for 10 (.400) with the bases loaded...appeared in a total of 136 games at second base, the most by an A's second baseman since Scott Spiezo in 1997 (146)...committed 15 errors at second base for a .978 fielding percentage...the errors tied for third most among A.L. second baseman and the fielding percentage was fourth lowest...the errors were the most by an A's second baseman since Donnie Hill also made 15 in 1985...had a 15-game hitting streak during spring training...had his first of two two-homer games on April 21 at Texas when he also had a career high four RBI...other two homer game came on June 13 at San Diego...had three game winning hits in May and 17 of his 60 RBI gave the A's the lead...had a career high 10-game hitting streak from May 30 to June 9 and batted .378 (14 for 37) during the streak...that was part of a streak from May 13 to June 15 where he reached base safely via hit, walk or hit by pitch in 28 consecutive games...snapped a 31-game, 119-at bat homerless streak on July 19 at Minnesota and then went another 40 games and 123 at bats before hitting his 12th home run on September 8 against Tampa Bay...his error on July 20 at Kansas City snapped a 22 game errorless streak overall and a 39-game errorless streak for him as a second baseman.

Personal/Miscellaneous

Frank Menechino was originally signed by White Sox scouts Mark Bernstein and Warren Hughes...graduated from Wagner High School in Staten Island, NY...majored in education at the University of Alabama...led the Crimson Tide in batting (.349), walks (37) and stolen bases (22) as a junior in 1992...community involvement in 2000 included a clinic for Oakland Babe Ruth Little Leaguers and the Monte Carlo Classic to benefit Special Olympics...is married, Janine, and has one daughter, Gia (7-29-01).

LIFETIME PLAYING RECORD

Year	Club	AVG.	G	AB	R	H	2B	3B	HR	RBI	SH	SF	HP	BB	SO	SB	CS	SLG	OBP	E
1993	GC White Sox	.244	17	45	10	11	4	1	1	9	0	0	4	12	4	3	1	.444	.443	1
	Hickory	.281	50	178	35	50	6	3	4	19	1	1	4	33	28	11	2	.416	.403	6
1994	South Bend	.298	106	379	77	113	21	5	5	48	3	2	9	78	70	15	8	.420	.427	10
1995	Prince William	.261	137	476	65	124	31	3	6	58	3	8	11	96	75	6	2	.376	.391	15
1996	Birmingham	.292	125	415	77	121	25	3	12	62	3	6	8	64	84	7	9	.453	.391	13
1997	Birmingham	.299	90	318	78	95	28	4	12	60	1	6	11	79	77	7	3	.525	.447	11
	Nashville	.230	37	113	20	26	4	0	4	11	0	1	6	26	31	3	2	.372	.397	9
1998	Edmonton	.278	106	378	72	105	11	7	10	40	2	1	10	70	75	9	10	.423	.403	7
1999	Vancouver	.309	130	501	103	155	31	9	15	88	1	5	9	73	97	4	5	.497	.403	10
	OAKLAND	.222	9	9	0	2	0	0	0	0	0	0	0	0	4	0	0	.222	.222	0
2000	Sacramento	.316	9	38	8	12	2	0	2	2	0	0	0	5	4	1	0	.526	.395	0
	OAKLAND	.255	66	145	31	37	9	1	6	26	1	2	1	20	45	1	4	.455	.345	6
2001	OAKLAND	.242	139	471	82	114	22	2	12	60	3	6	19	79	97	2	3	.374	.369	16
2002	OAKLAND	.205	38	132	22	27	7	0	3	15	0	1	1	20	32	0	0	.326	.312	2
	Sacramento	.248	84	314	50	78	12	0	6	50	0	3	8	46	58	10	3	.344	.356	22
M.L. Totals		.238	252	757	135	180	38	3	21	101	4	9	21	119	178	3	7	.379	.353	24

LIFETIME PITCHING RECORD

Year	Club	W	L	ERA	G	GS	CG	SHO	SV	IP	H	R	ER	HR	HB	BB	IBB	SO	WP	BK
2000	OAKLAND	0	0	36.00	1	0	0	0	0	1.0	6	4	4	1	0	0	0	0	0	0

CAREER TRANSACTIONS

1993 — Selected by the Chicago White Sox organization in the 45th round of the free agent draft, June 3.

1997 — Selected by the Oakland Athletics organization in the Rule 5 Minor League draft, December 15.

DIVISION SERIES RECORD

Year	Club/Opp.	AVG.	G	AB	R	H	2B	3B	HR	RBI	SH	SF	HP	BB	SO	SB	CS	SLG	OBP	E
2000	OAK vs. N.Y.	—	1	0	0	0	0	0	0	0	0	0	0	0	0	0	0	—	—	0
2001	OAK vs. N.Y.	.083	4	12	2	1	0	0	0	0	0	0	0	1	4	0	0	.083	.154	1
Totals		.083	5	12	2	1	0	0	0	0	0	0	0	1	4	0	0	.083	.154	1

VS. THE AMERICAN LEAGUE

2002	AVG.	AB	H	HR	RBI	CAREER vs. TEAM	AVG.	AB	H	HR	RBI
.200	25	5	0	0	4	Anaheim	.241	79	19	2	13
—	0	0	0	0	0	Baltimore	.256	43	11	0	3
.200	5	1	0	0	0	Boston	.286	42	12	1	5
.250	16	4	1	3	3	Chicago	.235	51	12	1	12
—	0	0	0	0	0	Cleveland	.213	47	10	0	4
—	0	0	0	0	0	Detroit	.143	42	6	2	3
—	0	0	0	0	0	Kansas City	.220	41	9	1	5
—	0	0	0	0	0	Minnesota	.205	39	8	1	5
.120	25	3	0	2	2	New York	.175	63	11	2	8
—	0	0	0	0	0	Oakland	—	0	0	0	0
.158	19	3	2	3	3	Seattle	.148	61	9	2	6
—	0	0	0	0	0	Tampa Bay	.294	34	10	1	5
.286	35	10	0	3	3	Texas	.321	106	34	4	21
.143	7	1	0	0	0	Toronto	.235	34	8	2	4

VS. THE NATIONAL LEAGUE

2002	AVG.	AB	H	HR	RBI	CAREER vs. TEAM	AVG.	AB	H	HR	RBI
—	0	0	0	0	0	Arizona	.250	12	3	0	1
—	0	0	0	0	0	Colorado	.286	14	4	0	0
—	0	0	0	0	0	Los Angeles	.154	13	2	0	1
—	0	0	0	0	0	San Diego	.462	13	6	2	4
—	0	0	0	0	0	San Francisco	.261	23	6	0	1

MONTHLY BREAKDOWN

2002 AVG.	AB	H	HR	RBI	CAREER by MONTH	AVG.	AB	H	HR	RBI
.232	99	23	3	13	April	.242	215	52	10	34
.120	25	3	0	1	May	.259	147	38	4	22
—	0	0	0	0	June	.289	114	33	4	18
—	0	0	0	0	July	.178	101	18	1	9
—	0	0	0	0	August	.211	95	20	1	9
.125	8	1	0	1	September	.214	70	15	1	7
—	0	0	0	0	October	.267	15	4	0	2

BATTING BREAKDOWN

2002 AVG.	AB	H	HR	RBI	CAREER by CATEGORY	AVG.	AB	H	HR	RBI
.239	67	16	2	7	Home	.237	358	85	9	50
.169	65	11	1	8	Road	.238	399	95	12	51
.256	39	10	1	4	Day	.250	248	62	5	36
.183	93	17	2	11	Night	.232	509	118	16	65
.209	129	27	3	15	Grass	.239	707	169	20	96
.000	3	0	0	0	Turf	.220	50	11	1	5
.210	124	26	3	14	Pre-ASG	.255	506	129	18	76
.125	8	1	0	1	Post-ASG	.203	251	51	3	25
.185	54	10	1	6	vs. LHP	.275	265	73	7	41
.218	78	17	2	9	vs. RHP	.217	492	107	14	60
.208	24	5	0	9	RISP	.256	172	44	4	72
.200	5	1	0	5	Bases Loaded	.250	20	5	0	19
.000	0	0	0	0	PH	.143	7	1	0	1
.000	0	0	0	0	DH	.000	1	0	0	0

BALLPARK BREAKDOWN

	AVG.	AB	H	HR	RBI
Edison Field	.350	40	14	2	11
Camden Yards	.190	21	4	0	0
Fenway Park	.263	19	5	1	2
Comiskey Park	.238	21	5	0	3
Jacobs Field	.261	23	6	0	3
Comerica Park	.080	25	2	0	0
Kauffman Stadium	.250	36	9	1	5
Metrodome	.233	30	7	1	5
Yankee Stadium	.100	30	3	0	1
Network Associates Coliseum	.237	358	85	9	50
Safeco Field	.194	31	6	1	3
Tropicana Field	.300	10	3	0	0
Ballpark in Arlington	.258	66	17	4	13
SkyDome	.100	10	1	0	0
Bank One Ballpark	.333	9	3	0	1
Coors Field	.500	4	2	0	0
Qualcomm Stadium	.462	13	6	2	4
Pacific Bell Park	.182	11	2	0	0

FIELDING STATISTICS

Pitcher		YEAR	PCT.	G	PO	A	E	TC	DP
		2000	—	1	0	0	0	0	0
Totals			—	1	0	0	0	0	0
Second Base		YEAR	PCT.	G	PO	A	E	TC	DP
		2000	.973	51	83	131	6	220	30
		2001	.978	136	253	406	15	674	90
		2002	.992	32	37	90	1	128	10
Totals			.978	219	373	627	22	1022	130
Third Base		YEAR	PCT.	G	PO	A	E	TC	DP
		1999	1.000	1	1	1	0	2	0
		2000	1.000	4	3	4	0	7	1
		2001	—	1	0	0	0	0	0
		2002	.857	4	1	5	1	7	1
Totals			.938	10	5	10	1	16	2
Shortstop		YEAR	PCT.	G	PO	A	E	TC	DP
		1999	1.000	5	3	6	0	9	2
		2000	1.000	5	4	4	0	8	0
		2001	.500	3	0	1	1	2	0
		2002	1.000	2	2	1	0	3	1
Totals			.955	15	9	12	1	22	3

Menechino's Bests

Hits: 3 (seven times), last time: April 4, 2002 vs. Texas
Home Runs: 2 (twice), June 13, 2001 at San Diego; April 21, 2001 at Texas
Runs Batted In: 4, April 21, 2001 at Texas
Hitting Streak: 10, May 30 to June 9, 2001
Career Grand Slams: 0

A'S PLAYERS WHO HAVE PITCHED

PLAYER	DATE	OPPONENT	SCORE	DEC	IP	H	R	ER	BB	SO
Frank Menechino	July 18, 2000	at Colorado	3-18	-	1.0	6	4	4	0	0
Kevin Seitzer	May 2, 1993	at Cleveland	2-10	-	.1	0	0	0	0	1
Vance Law	October 2, 1991	at Kansas City	5-16	-	.2	1	0	0	1	0
Mark Wagner	August 20, 1984	at Detroit	1-14	-	1.2	2	0	0	1	1
Garry Hancock	June 25, 1984	at Kansas City	0-16	-	1.1	0	0	0	0	0
Wayne Gross	May 18, 1983	at Minnesota	5-16	-	2.1	2	0	0	1	0
Jeff Newman	September 14, 1977	at Kansas City #2	0-6	-	1.0	1	0	0	0	0



Adam Morrissey 51

Infielder

Ht/Wt: 5-11 / 170

Birthdate: June 8, 1981

Birthplace/Resides: Gosford, New South Wales, Australia /
Durimbah, New South Wales, Australia

Major League Service: None

Obtained: Acquired from the Chicago Cubs for Mark Bellhorn,
November 2, 2001

Contract Status: First year of a one-year contract through 2003.

2002 Highlights

Acquired by the A's organization in a trade for Mark Bellhorn and batted a combined .253 (112 for 443) with five home runs and 48 RBI in 126 games at Single-A Modesto and Double-A Midland...the 126 games were a career high as were his 443 at bats...combined at both stops to appear in 116 games at second base, three in right field and one at shortstop...began the year at Midland and got off to a slow start as he hit .174 (12 for 69) with no home runs and seven RBI over his first 23 games...hit his first home run of the season on April 30 against Shreveport to start a 13-game stretch where he batted .359 (14 for 39) to boost his average to a Midland high .241...went 11 for 65 (.169) with just three RBI over his next 16 games before a 4 for 4 performance on June 2 against Wichita...was batting .225 (55 for 244) with two home runs and 18 RBI in 72 games when he was transferred to Modesto on July 1...hit .291 with three home runs and 26 RBI in 36 games with the A's...added 20 walks for a .383 on-base percentage...hit .359 (14 for 39) with nine walks against left handers and .265 (27 for 102) with 11 walks against right handers...average improved to .396 (19 for 48) with runners in scoring position...had 13 multiple hit games, including back-to-back two double games on July 31 and August 2 against High Desert...had a season high four RBI against High Desert on July 31...went 3 for 5 at Visalia on August 11 and was transferred back to Midland the next day...hit .276 (16 for 58) over his final 18 games with the Rockhounds to finish the Double-A portion of his campaign with a .235 batting average, two home runs and 22 RBI in 90 games...his batting average dropped to .198 (16 for 81) with runners in scoring position...spent most of his time at Double-A batting ninth (44 for 174, .253)...played for Phoenix in the Arizona Fall League and ranked third in the circuit with a .371 (39 for 105) batting average...tied for the league lead in runs scored (26), ranked second in on-base percentage (.496) and was fourth in slugging (.552)...added four home runs and 14 RBI.

Career

1999—signed with Chicago as a non-drafted free agent in February and spent his first professional season with the Cubs affiliate in the Arizona Rookie League...tied for the team lead in walks (21) and finished second in batting (.296) and hits (50)...appeared in 44 games, all at second base, and committed 14 errors for a .925 fielding percentage...hit .267 (24 for 90) over his first 25 games and .329 (26 for 79) over his final 19. **2000**—played for Eugene in the Short Season Single-A Northwest League and hit .275 with seven home runs and 36 RBI in 73 games...led the club with 16 doubles and was second in games played (73), hits (74), home runs (7), RBI (36) and walks (42)...ranked fifth in the Northwest League with 115 total bases...appeared in 47 games at third base, 12 at second base, seven at shortstop and eight at designated hitter...had two home runs and four RBI in his first three hit game of the season on July 6 at Yakima...added two stolen bases in that game, including a steal of home...reached base safely via hit or walk in 34 consecutive games from July 27 to August 30 (36 for 120, .300, 27 bb)...had a season high four walks on August 21 against Boise...then batted .421 (8 for 19) with a home run and five RBI in five playoff games. **2001**—played for Single-A Lansing in the Midwest League and had career highs in nearly every offensive category...hit .309 which was seventh best in the Cubs farm system...had a .427 on-base percentage which tied for seventh best in all of minor league baseball and added 11 triples which tied for eighth most...ranked second in the Midwest League in on-base percentage, third in walks (80) and fifth in triples...led Lansing in runs (88), triples, walks and on-base percentage and was second in slugging (.524)...batted .329 (115 for 350) with all 14 of his home runs and 54 of his 62 RBI against right handed pitching...hit just .206 (14 for 68) against left handers...hit

.341 (72 for 211) with 10 home runs with the bases empty...batted in every spot in the order except eighth and saw his most playing time in the six spot (54 for 171, .316)...best batting average came in the two spot (19 for 45, .422)...appeared in 46 games at second base, 27 at third base, 16 at designated hitter, 14 in left field, 14 in right field, four in center field and two at shortstop...was batting .179 over his first 14 games before going 4 for 5 on April 30 against South Bend to finish April at .250...had a pair of triples on May 10 at Michigan...that started a 26-game streak through June 7 where he reached base safely via hit or walk in each game (26 for 89, .292, 22 walks)...homed twice in the first game of a doubleheader at Cedar Rapids on June 15 and added another home run in the second game...was batting .275 at the end of June but then hit .365 in July and .323 in August before going 3 for 7 (.429) in September...went 4 for 4 with two walks on July 18 at Burlington...hit .375 (3 for 8) with a pair of doubles in two post-season games for the Lugnuts.

Personal/Miscellaneous

Adam Morrissey was originally signed by Chicago Cubs scout Tad Powers...graduated from Lisarow High School in Gosford, New South Wales, Australia in 1999.

LIFETIME PLAYING RECORD

Year	Club	AVG.	G	AB	R	H	2B	3B	HR	RBI	SH	SF	HP	BB	SO	SB	CS	SLG	OBP	E
1999	Arizona Cubs	.296	44	169	23	50	7	3	2	23	2	2	2	21	28	4	7	.408	.376	14
2000	Eugene	.275	73	269	32	74	16	2	7	36	3	4	3	42	50	12	11	.428	.374	17
2001	Lansing	.309	122	418	88	129	26	11	14	62	1	2	8	80	82	10	9	.524	.427	22
2002	Midland	.235	90	302	39	71	15	1	2	22	2	0	1	38	71	4	2	.311	.323	22
	Modesto	.291	36	141	23	41	7	1	3	26	2	0	1	20	28	4	3	.418	.383	7

CAREER TRANSACTIONS

1999 — Signed by the Chicago Cubs organization as a non-drafted free agent, February 18.

2001 — Traded to the Oakland Athletics for Mark Bellhorn, November 2.



Mark Mulder

20

Left Handed Pitcher

Ht/Wt: 6-6 / 208

Birthdate: August 5, 1977

Birthplace/Resides: South Holland, Illinois / Scottsdale, Arizona

Major League Service: 2 years, 167 days

Obtained: Selected in the 1st round (second selection overall) of the June, 1998 draft

Contract Status: Second year of a four-year contract through 2005 with a club option for 2006.

2002 Highlights

Followed up his 21-win campaign of 2001 with a 19-7 record despite spending 29 days on the disabled list from April 12 to May 10...the 19 wins tied for fourth in the American League and his 40 wins over the last two seasons tie teammate Barry Zito for the most in the A.L. and third most in the majors (Johnson 45, Schilling 45)...also ranked tied for fifth in the A.L. in winning percentage (.731), seventh in opponents batting average (.232), eighth in strikeouts (159), tied for ninth in shutouts (1) and 10th in ERA (3.47)...now has a career record of 49-25 for a .662 winning percentage which is third best in Oakland history behind teammates Zito and Hudson...had a team leading 11 hit batters which tied for seventh most in the AL...also led the A.L. in opponents on-base percentage leading of an inning (.221), was third in pickoffs (7), tied for sixth in opponents slugging percentage (.366), eighth in strikeouts per nine innings (6.90) and ninth in strikeout to walk ratio (2.89) and opponents on-base percentage (.290)...established career bests in strikeouts, winning percentage and opponents bat-

**MOST WINS,
AMERICAN LEAGUE,
LAST TWO YEARS**

40	Mulder
40	Zito
35	Buehrle
35	Mussina
34	Garcia
33	Hudson
33	Moyer
33	Clemens

ting average and his seven losses were the lowest of his three major league seasons...made just 30 starts to set an Oakland record for most wins by a pitcher with 30 or fewer games pitched...the previous record of 15 was set by Chuck Dobson in 30 games in 1971...started the season 2-4 with a 6.96 ERA and .284 opponents batting average over his first six starts but then went 17-3 with a 2.83 ERA (55 er in 175.0 ip) and .221 (144 for 652) opponents batting average over his final 24 starts beginning on May 28...is now 32-9 with a 3.25 ERA (118 for 326.1 ip) over his last 47 starts dating back to his one-hit shutout of Arizona on July 6, 2001...was 12-4 with a 3.66 ERA (44 er in 108.1 ip) in 17 starts on the road and 7-3 with a

3.27 ERA (36 er in 99.0 ip) in 13 starts in Oakland...tied for second in the A.L. in road wins, the most road wins by an A's pitcher since Bob Welch had 13 in 1990...is now 24-8 with a 3.23 ERA (101 er in 281.1 ip) in 41 career starts in Oakland and 25-17 with a 4.66 ERA (160 er in 309.1 ip) in 50 career starts on the road...was 9-5 with a 3.99 ERA and .259 opponents batting average in 14 starts before the All-Star Break and then went 10-2 with a 3.08 ERA and .209 opponents batting average in 16 starts after the All-Star Break...tied for third in the A.L. in wins after the break and the batting average was sixth lowest...opponents batting average broke down to .244 (42 for 172) against left handers and .228 (140 for 614) against right handers...averaged jumped to .257 (39 for 152) with runners in scoring position and he has now allowed a .284 (133 for 468) opponents average with RISP in his career...opponents were just 3 for 16 (.188) with the bases loaded in 2002...allowed 9 of his 21 home runs to the seven, eight and nine hitters in the order...allowed seven home runs in his first 16 starts (104.2 ip) and 14 home runs in his last 14 starts (102.2 ip)...allowed just one run in the first inning of his first 16 starts but then allowed 12 runs in the first inning of his last 14 starts...tossed six or more innings in 25 of his 30 starts, including each of his last 22...walked two batters or fewer 21 times, allowed three runs or fewer 19 times and did not allow a home run 18 times...the A's were 20-10 in his starting assignments and are 58-33 (.637) in his 91 career starts...made his first career opening day start on April 1 against Texas to become the 10th different pitcher in the last 10 years to start an opener for the A's...is the fourth left hander to start an opener for Oakland (Blue 1971, Holtzman 1972, Blue 1975, Young 1987)...picked up the win to become the first A's starter to win an opener since Welch on April 5, 1993 against Detroit...also won his second start but then had a career high tying four-game losing streak from April 11 to May 23 (9.50 ERA)...was removed from the game of April 11 at Texas after four innings with a strain in his left forearm and was on the disabled list from April 12 to May 10 with the injury...it was his first career stint on the D.L. although he missed the final two weeks of the 2000 season with a herniated disc in his back...lost each of his first three starts following his return from the DL...then put together a career high tying seven-game winning streak over a seven start stretch from May 28 to June 28 (2.39 ERA)...was a perfect 6-0 with a 2.51 ERA (43.0 ip, 40 h, 14 r, 12 er, 13 bb, 31 so) in six starts in June to earn American League Pitcher of the Month honors...the six wins were the most in one month by an A's pitcher since August of 1990 when Bob Welch also won six...led the A.L. in wins in June and tied for fifth in ERA...it is the second time he has won A.L. Pitcher of the Month honors (July, 2001)...tossed his only shutout of the season and the fifth of his career on June 12 against Milwaukee, a nine-hitter in the A's 8-0 win...was 5-0 with a 2.41 ERA in five interleague starts and is now 10-3 with a 3.30 ERA (35 er in 95.1 ip) in 14 career interleague starts...struck out a career high 12 on July 3 against Minnesota, the most strikeouts by an A's pitcher since April 26, 1997 when Steve Karsay fanned 12 against Kansas City...took the loss in that game, a 2-1 loss, snapping his winning streak...it was his first of three strikeout games in 2002...added 10 strikeouts against the Twins on September 7 at the Metrodome and then fanned 12 again on September 17 against Anaheim...his no decision on July 21 against Texas was his first since August 18, 2001, a streak of 24 consecutive starts without a no decision...finished July with a 2.72 ERA and .180 opponents batting average in six starts but was just 3-2...now has a career ERA of 2.80 (39 er in 125.1 ip) in July to go with a .227 opponents batting average, both his best figures for any month...however he is just 8-7 in the month, his lowest winning percentage for any month...then went 4-1 despite a 4.15 ERA in five starts in August...defeated Chicago on August 17 to start a season ending six-game winning streak...was 6-0 with a 2.66 ERA (20 er in 67.2 ip) and .205 (50 for 244) opponents batting average over his final nine starts...tossed nine shutout innings on September 17 against Anaheim but had a no decision as the A's lost 1-0 in 10 innings...was 3-0 with a 2.40 ERA in six September starts and is now 9-1 with a 2.93 ERA (32 er in 98.1 ip) in 14 career starts in September...made two post-season start against Minnesota in the ALDS...was

the winning pitcher in the A's 9-1 win in Game 2 (6.0 ip, 5 h, 1 r, 1 er, 2 bb, 3 so) and took the loss in the fifth and deciding game, a 5-4 A's loss (7.0 ip, 9 h, 2 r, 2 er, 1 bb, 9 so).

Career

1998—was the A's first round selection in the June draft but did not sign until October 7...was the number two pick in the nation behind Pat Burrell, who was selected by Philadelphia...assigned to the Scottsdale Scorpions of the Arizona Fall League after signing and made five appearances, four starts...was 0-1 with a 3.38 ERA and allowed a .274 opponents batting average...walked just three and struck out 14 in 16.0 innings. **1999**—made his professional debut at Triple-A Vancouver and made 22 starts with the Canadians...posted a 6-7 record despite a 4.06 ERA which ranked 10th best in the Pacific Coast League...allowed a .300 (152 for 506) opponents batting average but walked just 31 while striking out 81 in 128.2 innings...picked up his first professional victory in the first game of a double-header on May 3 against Tacoma...tossed a complete game six-hitter in the Canadians 3-1 win in the seven inning game...did not walk a batter and struck out six...was 4-5 with a 3.66 ERA in 17 starts when he left Vancouver to join Team USA in the Pan Am Games in Winnipeg, Manitoba...made two starts and went 1-0 with a 1.42 ERA to help the United States qualify for the 2000 Olympics in Sydney, Australia...the USA team finished second to Cuba...returned to Vancouver on August 8...went 2-0 with a 1.38 ERA (5 er in 32.2 ip) in four post season starts as the Canadians won the Pacific Coast League Championship and the Triple-A World Series...was the winning pitcher in the championship game of the World Series as he tossed a complete game seven-hitter in Vancouver's 16-2 win over Charlotte on September 25. **2000**—made his Major League debut with Oakland and ended up making 27 starts before a herniated disc in his back ended his season early in mid-September...his 27 starts were the fifth most ever by an Oakland rookie and the most among American League rookie pitchers in 2000...also led A.L. rookies in innings (154.0) and was second in wins (9) and strikeouts (88)...finished with 10 losses, the most by an A's rookie since 1983 when Chris Codiroli went 12-12 and Tim Conroy was 7-10...allowed a .308 opponents batting average, including .368 against left handers...allowed a .342 average with runners in scoring position which ranked third highest in the American League...selected from Triple-A Sacramento on April 18 after making just two starts with the River Cats...made his major league debut that night in Cleveland (6.0 ip, 5 h, 4 r, 4 er, 3 bb, 6 so)...was the winning pitcher in the A's 8-5 win to become the seventh pitcher in Oakland history to start and win in his debut...the first since Steve Karsay on August 17, 1993...allowed a pair of two-run home runs in six innings, Manny Ramirez in the first and Travis Fryman in the fifth...had a three-game winning streak over a five start stretch from June 2 to 25 (5.84 ERA), his longest of the season...then lost each of his next four starts from June 30 to July 18 (7.66 ERA) for his longest losing streak of the season...allowed a season high 15 hits on July 5 at Texas...allowed a season high 10 runs for the second time on August 10 at New York and was the losing pitcher in the A's 12-6 loss...also allowed 10 runs on July 18 at Colorado...tossed a season low 2.0 innings on August 26 against New York...A's were 15-12 in his starting assignments...fared better at home as he was 6-3 with a 3.94 ERA, eight home runs and a .266 opponents batting average in 13 starts in Oakland...compared to 3-7 with a 6.86 ERA, 14 home runs and a .345 opponents batting average in 14 road starts...allowed a .275 batting average with no outs, .324 with one out and .328 with two outs...15 of the 22 home runs he allowed were solo shots. **2001**—became the eighth 20-game winner in Oakland history (16th time) as he led the American League and tied for third in the majors with 21 wins...was one of seven 20-game winners in the majors and was named to *The Sporting News* American League All-Star team as the left handed pitcher...also finished second to the Yankees Roger Clemens in the A.L. Cy Young balloting...became the third Oakland left hander to win 20...led the majors with four shutouts, the most by an A's pitcher since 1990 when Dave Stewart also had four...tied for second in the American League in complete games (6), tied for third in games started (34), tied for fifth in innings pitched (229.1) and was seventh in ERA (3.45) and winning percentage (.724)...went 13-2 with a 2.87 ERA (38 er in 119.0 ip) over his final 17 starts after starting the season 8-6 with a 4.08 ERA over his first 17 starts...went 11-2 with a 2.69 ERA, .223 opponents batting average and four home runs allowed in 15 starts in Oakland compared to 10-6 with a 4.12 ERA, .271 opponents batting average and 12 home runs allowed in 19 starts on the road...led the A.L. in home ERA and tied for the lead in home wins...went 8-1 with a 3.60 ERA in 11 starts during the day and 13-7 with a 3.38 ERA in 23 starts at night...allowed a .349 opponents slugging percentage which was third lowest in the A.L. and a .294 opponents on-base percentage which was sixth lowest...yielded just 16 home runs in 229.1 innings, an average of 0.63 per nine innings which tied for second lowest in the A.L....had 11 starts without a walk and issued just 51 free passes for the season for an average of

2.00 per nine innings which was seventh lowest in the AL...struck out 153 for a strikeout to walk ratio of 3.00 which was fourth best...also ranked first in the AL in double plays induced (26), tied for fifth in pickoffs (6) and ninth in run support per nine innings (5.81)...tossed at least seven innings in 18 of his 34 starts and allowed three runs or fewer 24 times...went 5-0 with a 2.47 ERA and .220 opponents batting average in six starts in May...the five-game winning streak was one of three winning streaks of five or more games for him in 2001...began the winning streak with his first career complete game and shutout in his 33rd major league start, a three-hitter in the A's 6-0 win over Toronto on May 2...recorded his first major league hit on June 15 at San Francisco with a third inning single off Shawn Estes...began his career high seven-game winning streak and started the A's pitching staff's second half surge with a one-hit shutout in Phoenix on July 6 against the eventual World Champion Arizona Diamondbacks...had a perfect game until Bautista singled to lead off the eighth inning, the only base runner in the game...did not go to ball three on any batter...then tossed a six-hit shutout against Los Angeles on July 12...became the first A's pitcher to toss consecutive shutouts since Bobby Witt tossed three straight on June 23, June 28 and July 3, 1994...was the first A's pitcher to toss back-to-back complete games since Kenny Rogers in 1998 (September 5-10)...had his scoreless streak snapped at an A's season high 22.0 innings on July 17 against Colorado...finished July 4-1 with a 1.74 ERA in six starts and was named American League Pitcher of the Month...led the A.L. in ERA and tied for second in wins...went 19.1 innings and 81 batters without a walk from August 2 to 18...was named A.L. Player of the Week for the week of August 6-12 with wins over Boston and New York...had his career high seven-game winning streak snapped on August 23 but then won each of his next five starts from August 28 to September 23 (2.68 ERA)...had a 35.2 inning, 149 batter homerless streak from August 18 to September 18...won his 20th game on September 23 against Seattle to clinch the American League Wild Card...went 1-1 with a 2.45 ERA in two ALDS starts against New York...picked up the win in the A's 5-3 victory in Game 1 at Yankee Stadium (6.2 ip, 7 h, 1 r, 1 er, 5 so), allowing just a Knoblauch RBI single in the fifth, but then lost the fifth and deciding game in New York (4.1 ip, 7 h, 4 r, 2 er, 2 bb, 2 so)...defeated all 12 American League teams that he faced at least once (did not face Detroit)...also defeated all four National League West teams that he faced, going 4-1 with a 1.63 ERA (7 er in 38.2 ip), .182 opponents batting average and two shutouts in five interleague starts.

Personal/Miscellaneous

Mark Alan Mulder was signed by Rich Sparks...graduated from Thornwood HS (South Holland, Ill.) in 1995...attended Michigan State and was named team MVP in 1997 and 1998...was All-Big 10 as a sophomore after going 7-2 with four saves and finishing second in the league with a 2.26 ERA...earned All-Big 10 honors and was a third team All-America selection by *Collegiate Baseball* as a junior, setting a school record with 113 strikeouts...was 6-6 with a 3.40 ERA and walked just 19 in 84.2 innings...participated in the A's Community Fund Golf Tournament and the Holiday Fest for needy families in 2000.

LIFETIME PITCHING RECORD

Year	Club	W	L	ERA	G	GS	CG	SHO	SV	IP	H	R	ER	HR	HB	BB	IBB	SO	WP	BK
1999	Vancouver	6	7	4.06	22	22	1	0	0	128.2	152	69	58	13	3	31	0	81	6	0
2000	Sacramento	1	1	5.40	2	2	0	0	0	8.1	15	11	5	1	0	4	0	6	1	0
	OAKLAND	9	10	5.44	27	27	0	0	0	154.0	191	106	93	22	4	69	3	88	6	0
2001	OAKLAND	21	8	3.45	34	34	6	4	0	229.1	214	92	88	16	5	51	4	153	4	0
2002	OAKLAND	19	7	3.47	30	30	2	1	0	207.1	182	88	80	21	11	55	3	159	7	1
M.L. Totals		49	25	3.98	91	91	8	5	0	590.2	587	286	261	59	20	175	10	400	17	1

CAREER TRANSACTIONS

1995 — Selected by the Detroit Tigers organization the 55th round of the free agent draft, June 1

1998 — Selected by the Oakland Athletics organization in the 1st round (second selection overall) of the free-agent draft, June 2.

2002 — On disabled list, April 12 to May 10.

DIVISION SERIES RECORD

Year	Club/Opp.	W	L	ERA	G	GS	CG	SHO	SV	IP	H	R	ER	HR	HB	BB	IBB	SO	WP	BK
2001	OAK vs. N.Y.	1	1	2.45	2	2	0	0	0	11.0	14	5	3	0	2	2	0	7	0	0
2002	OAK vs. MIN	1	1	2.08	2	2	0	0	0	13.0	14	3	3	1	0	3	1	12	1	0
Totals		2	2	2.25	4	4	0	0	0	24.0	28	8	6	1	2	5	1	19	1	0

VS. THE AMERICAN LEAGUE

2002 ERA	W	L	SV	G	IP	H	HR	ER	SO	CAREER										
										vs. TEAM	ERA	W	L	SV	G	IP	H	HR	ER	SO
2.81	0	0	0	2	16.0	10	3	5	16	Anaheim	4.10	3	3	0	9	59.1	56	10	27	45
2.55	2	1	0	3	17.2	17	2	5	11	Baltimore	4.69	3	2	0	7	40.1	42	7	21	23
1.50	1	0	0	1	6.0	5	0	1	3	Boston	2.62	3	1	0	5	34.1	27	4	10	18
1.13	1	0	0	1	8.0	5	0	1	4	Chicago	3.48	2	0	0	3	20.2	15	2	8	11
4.02	2	0	0	2	15.2	11	2	7	8	Cleveland	5.30	5	1	0	6	37.1	37	4	22	24
—	0	0	0	0	0.0	0	0	0	0	Detroit	4.76	0	1	0	1	5.2	6	0	3	5
5.14	1	0	0	1	7.0	7	0	4	5	Kansas City	2.65	4	0	0	5	34.0	32	1	10	19
2.16	1	1	0	3	25.0	18	3	6	29	Minnesota	2.16	4	2	0	8	58.1	51	3	14	50
10.50	0	1	0	1	6.0	11	2	7	8	New York	9.45	1	4	0	5	26.2	47	7	28	23
—	0	0	0	0	0.0	0	0	0	0	Oakland	—	0	0	0	0	0.0	0	0	0	0
4.26	1	0	0	1	6.1	5	0	3	4	Seattle	3.89	2	2	0	6	37.0	40	2	16	23
2.08	2	0	0	2	13.0	12	0	3	11	Tampa Bay	2.38	5	0	0	5	34.0	32	0	9	25
3.83	3	2	0	6	40.0	32	6	17	29	Texas	4.84	5	4	0	11	70.2	75	8	38	54
10.61	0	2	0	2	9.1	15	1	11	5	Toronto	4.86	2	2	0	6	37.0	43	3	20	21

VS. THE NATIONAL LEAGUE

2002 ERA	W	L	SV	G	IP	H	HR	ER	SO	CAREER										
										vs. TEAM	ERA	W	L	SV	G	IP	H	HR	ER	SO
—	0	0	0	0	0.0	0	0	0	0	Arizona	0.00	1	0	0	1	9.0	1	0	0	9
1.50	1	0	0	1	6.0	6	0	1	4	Cincinnati	1.50	1	0	0	1	6.0	6	0	1	4
—	0	0	0	0	0.0	0	0	0	0	Colorado	9.00	1	1	0	2	11.0	16	0	11	5
3.68	1	0	0	1	7.1	5	0	3	8	Houston	3.68	1	0	0	1	7.1	5	0	3	8
—	0	0	0	0	0.0	0	0	0	0	Los Angeles	0.00	1	0	0	1	9.0	6	0	0	7
0.00	1	0	0	1	9.0	9	0	0	6	Milwaukee	0.00	1	0	0	1	9.0	9	0	0	6
2.84	1	0	0	1	6.1	5	1	2	3	Pittsburgh	2.84	1	0	0	1	6.1	5	1	2	3
—	0	0	0	0	0.0	0	0	0	0	San Diego	8.31	0	0	0	1	4.1	5	1	4	1
4.15	1	0	0	1	8.2	9	1	4	5	San Francisco	3.78	3	2	0	5	33.1	31	6	14	16

MONTHLY BREAKDOWN

2002 ERA	W	L	SV	G	IP	H	HR	ER	SO	CAREER										
										vs. TEAM	ERA	W	L	SV	G	IP	H	HR	ER	SO
4.91	2	1	0	3	18.1	17	2	10	16	April	4.33	5	3	0	11	68.2	65	6	33	59
7.20	1	3	0	4	20.0	29	3	16	10	May	4.31	7	5	0	15	94.0	101	10	45	51
2.51	6	0	0	6	43.0	40	2	12	31	June	4.78	10	4	0	17	101.2	121	15	54	58
2.72	3	2	0	6	46.1	30	4	14	37	July	2.80	8	7	0	17	125.1	105	9	39	89
4.15	4	1	0	5	34.2	33	4	16	22	August	5.46	9	5	0	16	95.2	112	10	58	61
2.40	3	0	0	6	45.0	33	6	12	43	September	2.93	9	1	0	14	98.1	82	9	32	77
—	0	0	0	0	0.0	0	0	0	0	October	0.00	1	0	0	1	7.0	1	0	0	5

PITCHING BREAKDOWN

2002 ERA	W	L	SV	G	IP	H	HR	ER	SO	CAREER										
										vs. TEAM	ERA	W	L	SV	G	IP	H	HR	ER	SO
3.27	7	3	0	13	99.0	81	8	36	82	Home	3.23	24	8	0	41	281.1	248	20	101	189
3.66	12	4	0	17	108.1	101	13	44	77	Road	4.66	25	17	0	50	309.1	339	39	160	211
3.87	6	3	0	11	74.1	71	9	32	55	Day	4.48	16	8	0	30	190.2	201	17	95	119
3.25	13	4	0	19	133.0	111	12	48	104	Night	3.74	33	17	0	61	400.0	386	42	166	281
3.57	16	6	0	26	181.1	156	20	72	136	Grass	4.12	42	24	0	81	523.2	517	57	240	350
2.77	3	1	0	4	26.0	26	1	8	23	Turf	2.82	7	1	0	10	67.0	70	2	21	50
3.99	9	5	0	14	90.1	92	7	40	69	Pre-ASG	4.22	23	15	0	47	296.2	315	32	139	202
3.08	10	2	0	16	117.0	90	14	40	90	Post-ASG	3.73	26	10	0	44	294.0	272	27	122	198
3.47	19	7	0	30	207.1	182	21	80	159	Starter	3.98	49	25	0	91	590.2	587	59	261	400
—	0	0	0	0	0.0	0	0	0	0	Reliever	—	0	0	0	0	0.0	0	0	0	0

BALLPARK BREAKDOWN

	ERA	W	L	S	G	IP	H	HR	ER	SO
Edison Field	5.54	2	2	0	6	37.1	38	10	23	24
Camden Yards	3.08	3	1	0	4	26.1	25	4	9	16
Fenway Park	2.37	2	0	0	3	19.0	15	2	5	10
Comiskey Park	9.00	0	0	0	1	4.0	6	1	4	4
Jacobs Field	3.66	3	0	0	3	19.2	16	4	8	14
Comerica Park	4.76	0	1	0	1	5.2	6	0	3	5
Kauffman Stadium	6.00	1	0	0	2	12.0	18	1	8	6
Metrodome	1.65	3	0	0	4	27.1	30	0	5	22
Yankee Stadium	11.49	0	3	0	3	15.2	30	5	20	15
Network Associates Col.	3.23	24	8	0	41	281.1	248	20	101	189
Safeco Field	6.11	1	2	0	3	17.2	26	0	12	8
Tropicana Field	1.64	3	0	0	3	22.0	16	0	4	19
Ballpark in Arlington	5.66	3	4	0	8	47.2	58	6	30	36
SkyDome	6.11	1	1	0	3	17.2	24	2	12	9
Bank One Ballpark	0.00	1	0	0	1	9.0	1	0	0	9
Cinergy Field	1.50	1	0	0	1	6.0	6	0	1	4
Coors Field	20.25	0	1	0	1	4.0	9	0	9	2
PNC Park	2.84	1	0	0	1	6.1	5	1	2	3
Pacific Bell Park	3.75	0	2	0	2	12.0	10	3	5	5

FIELDING STATISTICS

Pitcher	Year	Pct.	G	PO	A	E	TC	DP
2000		.906	27	7	22	3	32	1
2001		.963	34	12	40	2	54	2
2002		1.000	30	10	36	0	46	3
Totals		.962	91	29	98	5	132	6

Mulder's Bests

Low Hit Complete Game: 1, July 6, 2001 at Arizona
Innings Pitched: 9.0 (10 times), last time: September 17, 2002 vs. Anaheim
Strikeouts: 12 (twice), September 17, 2002 vs. Anaheim; July 3, 2002 vs. Minnesota; 10, September 7, 2002 at Minnesota
Longest Winning Streak: 7 (twice), May 28 to June 28, 2002; July 6 to August 12, 2001
Longest Losing Streak: 4 (twice), April 11 to May 23, 2002; June 30 to July 18, 2000



Mike Neu

49

Right Handed Pitcher

Ht/Wt: 5-10 / 175

Bats/Throws: Switch / Right

Birthdate: March 9, 1978

Opening Day Age: 25

Birthplace/Resides: Napa, California / Martinez, California

Major League Service: None

Obtained: Selected from the Cincinnati Reds organization in the Major League Rule 5 draft, December 16, 2002

Contract Status: First year of a one-year contract through 2003.

2002 Highlights

Began the season at Double-A Chattanooga after three straight seasons at Single-A, and finished the year at Triple-A Louisville...was a combined 3-3 with 23 saves and a 2.94 ERA in a career high 61 relief appearances...the 61 games pitched tied for 10th most in all of minor league baseball...ranked second in the Cincinnati organization in saves...combined for 85 strikeouts in 67.1 innings, an average of 11.36 per nine innings...had a mark of 10.49 strikeouts per nine innings at Louisville which ranked third among International League relievers...now has 305 career strikeouts in 219.0 minor league innings, an average of 12.53 per nine innings...opponents combined for a .226 batting average which broke down to .165 (15 for 91) against left handers and .261 (42 for 161)...was 1-0 with seven saves and a 1.33 ERA in 21 relief appearances with Chattanooga...held the opposition to a .218 batting average, including .000 (0 for 14) with runners in scoring position and two outs...did not allow a home run in 27.0 innings...transferred to Louisville on May 24 and was 2-3 with a team leading 16 saves and a 4.02 ERA in 40 relief appearances with the Bats...allowed a .232 batting average which broke down to .122 (6 for 49) against left handers and .284 (29 for 102) against right handers...began the season at Chattanooga and did not allow a run in 18 of his 21 outings...did not allow a run in 13 consecutive outings from April 17 to May 15 (19.1 ip) and held the opposition to a .186 (13 for 70) batting average over that span...all seven of his saves came over his final seven outings from May 10 to 22 (7.0 ip, 6 h, 2 r, 2 er, 2 bb, 12 so)...added two saves in his first three games at Louisville and finished May with nine saves and a 1.26 ERA in 12 games...tied for fifth in all of minor league baseball in saves in the month of May...added seven saves in the month of June and then had six saves and a 1.50 ERA in 12 outings in July...allowed a .140 (6 for 43) opponents batting average in July...recorded just one save in the month of August as he was 2-2 with a 7.15 ERA in 12 games.

Career

1999—began his professional career at Single-A Rockford in the Midwest League...made nine relief appearances and was 0-1 with one save and a 4.50 ERA...allowed a .246 opponents batting average, including .111 (1 for 9) with runners in scoring position and two outs...made one post season appearance, allowing two runs on one hit and one walk while striking out one in 0.2 innings. **2000**—recorded a career high 24 saves at Single-A Clinton which tied for the most in the Reds farm system and tied for fourth in the Midwest League...also had career highs in wins (7), losses (7) and innings pitched (69.0) while posting a 3.13 ERA in 58 appearances, all in relief...led ML relievers and tied for sixth among all minor league relievers with an average of 12.39 strikeouts per nine innings...also ranked fourth in the ML in relief points (72) and tied for fifth in games pitched...led the Lumber Kings in games and saves...allowed a .191 opponents batting average which broke down to .109 (11 for 101) by left handers and .248 (36 for 145) by right handers...was selected to play in the Midwest League All-Star Game (0.2 ip)...struck out a season high seven in 3.0 innings on June 5 at Quad City...had eight saves in 15 outings in July...did not allow a run in his final eight outings (12.1 ip, 3 h, 6 bb, 20 so)...then recorded the save in his only post-season appearance (1.0 ip, 1 r, 2 so). **2001**—spent his third consecutive season at Single-A with his third team, Mudville of the California League...tied for the lead in the Reds farm system in saves for the second consecutive season with 21...led the CL and ranked third among all minor league relievers with an average of 14.20 strikeouts per nine innings...had a career high 102 strikeouts in 64.2 innings...also ranked third in the CL in saves and relief points (65)...led Mudville in games (53) and saves and finished fourth in strikeouts...held the opposition to a .209 batting average which broke down to .149 (10 for 67) against left handers and .233 (40 for 172) against right handers...compiled a 1.00 ERA in seven outings in April and a 1.80 ERA and six saves in 13 outings in July...did not allow an earned run over an 11 game stretch from April 17 to May 19 (14.0 ip, 9 h, 1 r, 7 bb, 18 so)...had a nine game scoreless stretch from May 28 to June 23 (11.0 ip, 8 h, 2 bb, 18 so)...struck out a season high seven in a season high 4.0 innings on June 25 against Modesto...recorded the save in his only playoff appearance for Mudville, striking out the side in 1.0 innings.

Personal/Miscellaneous

Michael Neu was originally signed by Cincinnati scout Mike Mangan...graduated from Vintage (CA) High School in 1996 where he set a conference record with 21 career victories...also set the conference career strikeout record...attended Sacramento City Community College...attended the University of Miami where he earned three saves in the 1999 College World Series.

LIFETIME PITCHING RECORD

Year	Club	W	L	ERA	G	GS	CG	SHO	SV	IP	H	R	ER	HR	HB	BB	IBB	SO	WP	BK
1999	Rockford	0	1	4.50	9	0	0	0	1	18.0	17	10	9	1	2	12	1	23	4	0
2000	Clinton	7	7	3.13	58	0	0	0	24	69.0	47	27	24	5	1	52	8	95	10	0
2001	Mudville	3	2	2.37	53	0	0	0	21	64.2	50	21	17	3	3	30	4	102	5	1
2002	Chattanooga	1	0	1.33	21	0	0	0	7	27.0	22	4	4	0	1	9	1	38	3	0
	Louisville	2	3	4.02	40	0	0	0	16	40.1	35	19	18	4	0	18	0	47	1	0

CAREER TRANSACTIONS

1999—Selected by the Cincinnati Reds organization the 29th round of the free agent draft, June 2.

2002—Selected by the Oakland Athletics in the major league Rule 5 draft, December 16.



Adam Piatt

8

Outfielder

Ht/Wt: 6-2 / 205

Bats/Throws: Right / Right

Birthdate: February 8, 1976

Opening Day Age: 27

Birthplace/Resides: Chicago, Illinois / Missouri City, Texas

Major League Service: 2 years, 3 days

Obtained: Selected in the 8th round of the June, 1997 draft

Contract Status: First year of a one-year contract through 2003.

2002 Highlights

Began the season at Triple-A Sacramento but was called up to Oakland when the A's shook up the roster on May 21...after three games he took over as the A's starting left fielder on May 24 and made 20 consecutive starts...was eventually optioned back to Sacramento on July 26 and spent another month with the River Cats before he returned to Oakland for good on August 27...appeared in nine games with the A's following his return (1 for 13)...hit .234 with five home runs and 18 RBI in 55 games with the A's overall...the home runs equaled his career high from 2000...had a career high eight doubles and stole the first two bases of his career...batted .327 (17 for 52) during the day and .176 (15 for 85) at night...was 0 for 8 with three strikeouts as a pinch hitter and now has a .045 (1 for 22) career average in the pinch with five walks and 11 strikeouts...including 0 for his last 15 since his only career pinch hit on August 19, 2000 at Detroit (Nitkowski)...had his best success hitting seventh where he made 13 starts (18 for 51, .353)...batted .163 (14 for 86) in all other spots in the order...went 0 for 5 in his first three games with the A's which included a start in right field...then made 20 consecutive starts in left field from May 24 to June 14 and batted .315 (23 for 73) with four home runs and 13 RBI over that stretch...all four of the home runs and eight of the RBI came over a four-game span from May 24-28...that included his first career two homer game on May 26 against Tampa Bay...began the stretch with a career high nine game hitting streak through June 2 (13 for 32, .406)...his streak of consecutive starts ended during interleague play when David Justice returned to left field...Piatt started just 11 of the A's 36 games from June 15 until he was optioned on July 26 (eight in left and three in right) and was 8 for 46 (.174) with no home runs, three RBI and 16 strikeouts in 23 games total over that span...snapped a 0 for 14 streak with a RBI single on July 21 against Texas in his final at bat before being sent down...returned on August 27 and homered in his first game following his return on September 8 at Minnesota, snapping a 39-game, 108-at bat homerless streak...then went 0 for his 11 to finish the year at .234...appeared in three ALDS games against Minnesota and was 1 for 3...had his best success against Tampa Bay, hitting .458 (11 for 24) with three doubles, three home runs, eight RBI and nine runs scored in seven games...hit .295 with eight home runs and 44 RBI in 62 games at Sacramento...fared better at Raley Field where he hit .343 (48 for 140) with all eight of his home runs compared to .223 (21 for 94) on the road...also hit all eight of his home runs off right handed pitchers...average improved to .337 (28 for 83) with runners in scoring position and he was 4 for 9 (.444) with a grand slam with the bases loaded...appeared in 46 games in right field, seven in center field, three in left field and three at first base...was also 3 for 17 (.176) in five games at designated hitter...saw most of his playing time batting fourth (28 for 80, .350) and fifth (23 for 69, .333)...hit .189 (14 for 74) over his first 19 games before going 28 for 73 (.384) over his next 20 games...that pushed his average to the .286 mark when he was brought up to Oakland for the first time...had a 12-game hitting streak at the time of his recall (19 for 43, .442)...hit .310 (27 for 87) with three home runs and 20 RBI in 23 games during his second stint at Sacramento...including an 11-game hitting streak from August 8 to 22 (19 for 39, .487)...had three hits and four RBI on August 9 against Oklahoma and then had four hits, the next day against the RedHawks...went 0 for 12 over his last four games before his return to Oakland.

Career

1997—assigned to Southern Oregon after signing with the A's...was the third baseman on the Northwest League Post-Season All-Star team...led the Timber Jacks and tied for second in the NWL with 13 home runs...was second on the team in runs scored (63) and tied for second in stolen bases (19)...earned Northwest League Player of the Week honors, July 7-13...homered in five straight games

from July 12-16, hitting .500 (12 for 24) with 12 RBI...that included a five RBI performance on July 16 at Eugene...hit grand slams on July 16 and August 17, both coming against Eugene. **1998**—led the California League in RBI (107) and extra base hits (63) and tied for the league lead in doubles (40) while playing for Modesto...ranked third in total bases (250) and tied for third in runs scored (91)...led Modesto in runs, doubles, home runs (20), RBI, walks (80) and slugging percentage (.500)...was second with a .381 on-base percentage and third with 20 stolen bases...was second in the A's farm system in RBI and tied for third in home runs. **1999**—capped an outstanding season by becoming the second consecutive Athletic to win the J.G. Taylor Spink Award as the Topps/Minor League Baseball Player of the Year...Eric Chavez won the award in 1998...was also named Minor League Player of the Year by *Baseball Weekly* and was named to the *Baseball America* Minor League and Double-A All-Star team...earned Most Valuable Player honors in the Texas League after winning the first Triple Crown in the league in 72 years...Del Pratt, a 39-year old player/manager for the Waco Cubs was the last Texas League Triple Crown winner as he hit .386 with 32 HR and 140 RBI in 1927...Piatt hit .345 with 39 HR and 135 RBI and also led the league with 128 runs, 93 walks (tie), 90 extra base hits, 335 total bases, a .451 on-base percentage and a .704 slugging percentage...also appeared in six games at Vancouver and led all of minor league baseball in RBI (138), runs (129) and extra base hits (91)...finished second in home runs (39) and slugging percentage (.688), tied for fourth in on-base percentage (.450), seventh in walks (99) and ninth in batting average (.340)...led the A's farm system in home runs and RBI and finished second in batting...hit .352 or better in four of the five months at Midland, topping out at .368 in June...also had 10 home runs and 36 RBI in 29 games that month to earn Topps/Minor League Baseball Player of the Month honors in the Texas League...had a five-hit, three-double, five-RBI performance on April 19 against El Paso...later had back-to-back two homer games against El Paso on April 30-May 1...reached base safely via hit, walk or hit by pitch in 119 of his 129 games at Midland...had 50 multiple hit games and 36 multiple RBI games...appeared in 115 games at third base and 10 at shortstop...was moved up to Triple-A Vancouver just prior to the end of Midland's season on August 31...hit .250 (9 for 36) with two home runs and four RBI in 10 playoff games...played for Phoenix in the Arizona Fall League and hit .308 with 12 doubles, two home runs and 18 RBI in 31 games. **2000**—made his major league debut with Oakland in 2000 with three separate stints...played his regular position, third base, during his first two stints, but made his debut in the outfield during his third stint...had never played in the outfield professionally prior to the 2000 season...with Oakland he started 18 games in right field, eight at third base, eight at designated hitter and seven in left field...also appeared in three games at first base...led the A's with five triples...was at his best against left handed pitching as he hit .369 with all five of his home runs and 17 of his 23 RBI...began the year at Triple-A Sacramento and was hitting .327 in 15 games when the A's called for the first time on April 24...made his major league debut that night with a start at designated hitter and singled off David Wells in the seventh inning for his first major league hit...hit his first major league home run on April 30 at Minnesota off Johan Santana...also tripled twice in that game to tie an Oakland record...was hitting .333 with two home runs and eight RBI in eight games when he was optioned back to Sacramento on May 8...began playing the outfield at Triple-A as he appeared in seven games in left field and two in right field in addition to eight games at third base before he was brought back to Oakland on May 27...appeared in just two games and was 0 for 3 before he was sent back to Sacramento on June 3...continued to play the outfield and third base but also added first base to his repertoire, appearing in 14 games there...had an 18-game hitting streak from June 7 to 25 and was brought back to Oakland on July 13...spent the remainder of the season with the A's...started in right field on July 15 at San Francisco, his first Major League appearance in the outfield...had a career high four RBI on July 29 against Boston...then had a 0 for 17 streak from July 31 to August 9...was 1 for 10 as a pinch hitter with four walks and one RBI...had his first career four-hit game in his final game of the season on September 30 against Texas...appeared in three Division Series games against New York, including starts in right field in Games 2 and 5, and was 1 for 6...batted .313 (15 for 48) with runners in scoring position during the regular season...was 2 for 7 with the bases loaded but walked three times...was 1 for 11 (.091) in three games with Licey in the Dominican Winter League. **2001**—saw limited action in 2001 because of a case of viral meningitis...appeared in 36 games with Oakland and 35 with Triple-A Sacramento...hit .211 with no home runs during his two stints with the A's and .257 with one home run with the River Cats...was on the A's Opening Day roster and began the season sharing playing time with Jeremy Giambi in right field...hit .227 with three doubles and three RBI in 19 games before he was optioned to Triple-A Sacramento on May 2...hit .370 with six RBI in 12 games with the River Cats, all in right field, before he was brought back to Oakland on May 15...hit .196 with three RBI in 17 games during his second stint, including a 0 for 17 streak from May 26 to June 5...snapped the streak with an infield single in the eighth inning in his final at bat on June 5 against Anaheim...missed the game on June 6 with a migraine headache and

was diagnosed with viral meningitis the next day...was placed on the disabled list on June 8 retroactive to June 6 and he never returned to Oakland...missed a month of play before beginning a rehab assignment with Sacramento on July 12...went 7 for 37 (.189) in 12 games before his rehab assignment was halted on July 28...began a second rehab assignment on August 17 and went 2 for 18 (.111) in nine games before he was transferred to Modesto on August 27...went 7 for 15 (.467) with a home run and two RBI in four games and was activated from the disabled list on September 1...was immediately optioned to Sacramento and went 2 for 8 in his final two games, including his lone Triple-A home run of the season on September 3 against Edmonton...did not play for the River Cats in the PCL Semifinals...hit .130 against left handed pitching with Sacramento and .291 against right handers...numbers were the opposite with Oakland as he hit .245 against left handers and .167 against right handers...played for Mochis in the Mexican Winter League and hit .263 in 11 games.

Personal/Miscellaneous

Adam David Piatt was signed by Steve Bowden...graduated from Bishop Verot (Ft. Myers, FL) High School in 1994...attended Mississippi State University...hit .370 as a sophomore and .361 with 17 HR and 69 RBI as a junior...participated in the Monte Carlo Classic and the San Leandro Boys and Girls Club literacy program.

LIFETIME PLAYING RECORD

Year	Club	AVG.	G	AB	R	H	2B	3B	HR	RBI	SH	SF	HP	BB	SO	SB	CS	SLG	OBP	E
1997	Southern Oregon	.292	57	216	63	63	9	1	13	35	0	1	1	35	58	19	4	.523	.391	21
1998	Modesto	.288	133	500	91	144	40	3	20	107	1	8	0	80	99	20	6	.500	.381	32
1999	Midland	.345	129	476	128	164	48	3	39	135	0	9	7	93	101	7	3	.704	.451	31
	Vancouver	.222	6	18	1	4	1	0	0	3	0	0	0	6	2	0	0	.278	.417	2
2000	Sacramento	.283	65	254	36	72	15	0	8	42	0	3	4	26	57	3	2	.437	.355	9
	OAKLAND	.299	60	157	24	47	5	5	5	23	1	0	1	23	44	0	1	.490	.392	2
2001	OAKLAND	.211	36	95	9	20	5	1	0	6	1	2	0	13	26	0	0	.284	.300	2
	Sacramento	.257	35	109	14	28	9	0	1	15	0	1	3	11	27	2	0	.367	.339	3
	Modesto	.467	4	15	4	7	2	0	1	2	0	0	1	1	5	0	0	.800	.529	0
2002	Sacramento	.295	62	234	46	69	15	0	8	44	0	3	1	35	30	4	3	.462	.385	2
	OAKLAND	.234	55	137	18	32	8	0	5	18	0	1	2	12	33	2	1	.401	.303	0
M.L. Totals		.254	151	389	51	99	18	6	10	47	2	3	3	48	103	2	2	.409	.339	4

CAREER TRANSACTIONS

1997 — Selected by the Oakland Athletics organization in the 8th round of the free agent draft, June 3.

2001 — On disabled list, June 6 to September 1; included rehabilitation assignments to Sacramento, July 12 to 28 and August 17 to 26, and Modesto, August 27 to September 1.

DIVISION SERIES RECORD

Year	Club/Opp.	AVG.	G	AB	R	H	2B	3B	HR	RBI	SH	SF	HP	BB	SO	SB	CS	SLG	OBP	E
2000	OAK vs. NY	.167	3	6	2	1	0	0	0	0	0	0	0	0	1	0	0	.167	.167	0
2002	OAK vs. MIN	.333	3	3	0	1	1	0	0	0	0	0	0	0	1	0	0	.667	.333	0
Totals		.222	6	9	2	2	1	0	0	0	0	0	0	0	2	0	0	.333	.222	0

VS. THE AMERICAN LEAGUE

2002 AVG.	AB	H	HR	RBI	CAREER vs. TEAM	AVG.	AB	H	HR	RBI
.000	0	0	0	0	Anaheim	.222	18	4	0	1
.154	13	2	1	2	Baltimore	.158	19	3	1	3
—	0	0	0	0	Boston	.364	11	4	1	5
—	0	0	0	0	Chicago	.188	32	6	0	1
—	0	0	0	0	Cleveland	.385	13	5	0	2
—	0	0	0	0	Detroit	.400	5	2	0	0
.000	4	0	0	0	Kansas City	.125	16	2	0	0
.100	10	1	1	1	Minnesota	.231	39	9	2	7
—	0	0	0	0	New York	.174	23	4	1	3
—	0	0	0	0	Oakland	—	0	0	0	0
.214	28	6	0	2	Seattle	.239	46	11	0	4
.458	24	11	3	8	Tampa Bay	.286	42	12	3	9
.125	8	1	0	2	Texas	.316	38	12	1	6
—	0	0	0	0	Toronto	.321	28	9	1	1

VS. THE NATIONAL LEAGUE

2002 AVG.	AB	H	HR	RBI	CAREER vs. TEAM	AVG.	AB	H	HR	RBI
.222	9	2	0	1	Cincinnati	.222	9	2	0	1
—	0	0	0	0	Colorado	.400	5	2	0	2
.167	12	2	0	1	Houston	.167	12	2	0	1
.333	12	4	0	0	Milwaukee	.333	12	4	0	0
.000	3	0	0	0	Pittsburgh	.000	3	0	0	0
.214	14	3	0	1	San Francisco	.333	18	6	0	1

MONTHLY BREAKDOWN

2002 AVG.	AB	H	HR	RBI	CAREER by MONTH	AVG.	AB	H	HR	RBI
—	0	0	0	0	April	.281	64	18	1	9
.333	30	10	4	9	May	.236	89	21	5	14
.247	81	20	0	6	June	.244	86	21	0	6
.077	13	1	0	1	July	.324	37	12	2	8
—	0	0	0	0	August	.233	43	10	1	3
.077	13	1	1	2	September	.243	70	17	1	7
—	0	0	0	0	October	—	0	0	0	0

BATTING BREAKDOWN

2002 AVG.	AB	H	HR	RBI	CAREER by CATEGORY	AVG.	AB	H	HR	RBI
.241	79	19	3	11	Home	.253	182	46	6	24
.224	58	13	2	7	Road	.256	207	53	4	23
.327	52	17	2	11	Day	.308	143	44	4	22
.176	85	15	3	7	Night	.224	246	55	6	25
.215	121	26	4	15	Grass	.245	330	81	8	38
.375	16	6	1	3	Turf	.305	59	18	2	9
.246	122	30	4	15	Pre-ASG	.240	250	60	6	29
.133	15	2	1	3	Post-ASG	.281	139	39	4	18
.233	43	10	2	6	vs. LHP	.300	180	54	7	25
.234	94	22	3	12	vs. RHP	.215	209	45	3	22
.229	35	8	1	13	RISP	.265	102	27	3	37
.000	3	0	0	2	Bases Loaded	.231	13	3	0	10
.000	8	0	0	1	PH	.045	22	1	0	2
—	0	0	0	0	DH	.256	39	10	1	7

BALLPARK BREAKDOWN

	AVG.	AB	H	HR	RBI
Edison Field	.300	10	3	0	0
Camden Yards	.250	12	3	1	3
Fenway Park	.286	7	2	0	1
Comiskey Park	.063	16	1	0	0
Jacobs Field	.333	9	3	0	2
Comerica Park	.400	5	2	0	0
Kauffman Stadium	.167	12	2	0	0
Metrodome	.276	29	8	2	7
Yankee Stadium	.000	9	0	0	0
Network Associates Coliseum	.253	182	46	6	24
Safeco Field	.304	23	7	0	1
Tropicana Field	.333	15	5	0	2
Ballpark in Arlington	.235	17	4	1	3
SkyDome	.333	15	5	0	0
Cinergy Field	.222	9	2	0	1
Coors Field	.400	5	2	0	2
PNC Park	.000	3	0	0	0
Pacific Bell Park	.364	11	4	0	1

FIELDING STATISTICS

First Base		YEAR	PCT.	G	PO	A	E	TC	DP
2000	1.000	3	5	0	0	5	0		
2002	1.000	1	4	0	0	4	1		
Totals	1.000	4	9	0	0	9	1		
Third Base		YEAR	PCT.	G	PO	A	E	TC	DP
2000	1.000	13	4	11	0	15	0		
Totals	1.000	13	4	11	0	15	0		
Outfield		YEAR	PCT.	G	PO	A	E	TC	DP
2000	.950	29	37	1	2	40	0		
2001	.962	32	48	3	2	53	0		
2002	1.000	50	66	1	0	67	0		
Totals	.975	111	151	5	4	160	0		

Piatt's Bests

Hits: 4, September 30, 2000 vs. Texas
Home Runs: 2, May 26, 2002 vs. Tampa Bay
Runs Batted In: 4, July 29, 2000 vs. Boston
Hitting Streak: 9, May 24 to June 2, 2002
Career Grand Slams: 0



Ricardo Rincon 73

Left Handed Pitcher

Ht/Wt: 5-9 / 190

Bats/Throws: Left / Left

Birthdate: April 13, 1970

Opening Day Age: 32

Birthplace/Resides: Veracruz, Mexico / Veracruz, Mexico

Major League Service: 6 years

Obtained: Acquired from the Cleveland Indians for minor league infielder Marshall McDougall, July 30, 2002.

Contract Status: Second year of a two-year contract through 2003.

2002 Highlights

Appeared in a career high 71 games with the A's and Cleveland which ranked seventh in the American League...had a 4.79 ERA and a .263 opponents batting average in 46 games with the Indians when he was traded to the A's on July 30 for minor league infielder Marshall McDougall...compiled a 3.10 ERA and held the opposition to a .164 batting average in 25 games with the A's...then did not allow a run in two ALDS appearances against Minnesota (3.0 ip, 2 h, 2 so), retiring 9 of the 11 hitters that he faced...allowed 14 of his 62 inherited runners to score (22.6%) during the regular season which ranked seventh lowest among American League relievers...has allowed 46 of 243 (18.9%) inherited runners to score in his career which is the lowest percentage among active relievers with 200 or more inherited runners...walked 11 batters for an average of 1.77 per nine innings which ranked eighth among A.L. relievers...held first hitters to a .087 (2 for 23) batting average with Oakland and retired each of the final 11 first hitters that he faced...first batters faced were 14 for 63 (.222) with six walks and a hit by pitch for the season and are 67 for 315 (.213) in his career...allowed four home runs in 2002 and all came against the first batter he faced in an outing...combined with the A's and Cleveland for a 4.18 ERA and .230 opponents batting average...the average broke down to .203 (24 for 118) against left handed hitters...average rose to .286 (16 for 56) with runners in scoring position and opponents now have a .203 (61 for 300) career average with RISP...held the opponents one, two and three hitters to a .187 (17 for 91) batting average but they hit three of the four home runs off him...had a 3.23 ERA before the All-Star Break compared to 5.33 after the break but held the opposition to a .213 opponents batting average after the break compared to .243 before the break...was traded to the A's prior to the second game of a three-game series while the Indians were in Oakland and switched clubhouses...did not face the Indians that series, making his A's debut on August 1 against Detroit...retired all four hitters that he faced that night, three by strikeout...struck out 8 of the 12 batters he faced in his first four outings with the A's...did not allow a run in 12 of his first 13 outings with the A's (1 er in 11.2 ip, 0.77 ERA) through August 30...had his lone blown save with the A's and his fourth of the season on August 9 at New York, a game the A's would come back to win 3-2...allowed two runs on two hits and a walk without retiring a batter on August 31 against Minnesota and posted a 6.23 ERA (6 er in 8.2 ip) over his final 12 outings...recorded his only save of the season on September 20 against Texas, retiring the side in order in the ninth inning...that was part of a four game streak from September 13 to 22 where he retired all 12 batters that he faced...tossed one or more innings in 13 of his 25 outings with the A's but just 18 of his 46 with Cleveland...had just one outing of 2.0 innings and that came on April 20 at Minnesota...lowered his ERA in each of the first three months of the season, posting a 4.00 ERA in April, 3.00 in May and 2.31 in June...made his 300th career appearance on May 19 against Kansas City...had a 2.63 ERA on June 13 but then allowed at least one run in eight of his final 15 games with the Tribe (12 er in 11.2 ip, 9.26 ERA)...had a 13.50 ERA in nine outings in July, allowing three runs twice on July 11 against New York and July 18 against Minnesota...recorded his lone win of the season on July 14 against New York, retiring all five hitters that he faced in the Indians 10-7 win...did not allow a run in three outings (2.2 ip) against Baltimore and has not allowed a run in 12 career outings (8.2 ip) against the Orioles.

Career

1990—began his professional career and won all three decisions. **1991**—suffered the worst season of his career as he was 2-8 with a 6.54 ERA in 32 games, nine starts. **1992**—worked a career-high 89.2 innings and set a single-season high in strikeouts (91). **1993**—ranked 16th in the

league in ERA (3.17)...set single-season minor league highs in wins (7) and games (57). **1994**—was 2-4 with a 3.21 ERA and a save in 20 games, nine starts, in his first year at Mexico City. **1995**—tied for third on the Mexico City staff in games (27). **1996**—spent the season pitching with the Mexico City Reds, his final year in Mexico...led the staff in appearances (50) and saves (10)...his seven-year Mexican League totals included a 31-29 record, 27 saves and a 4.13 ERA (230 er in 501.0 ip) in 254 games, 46 starts. **1997**—spent his first full season in the majors after signing with the Pirates at the end of spring training on March 30...ranked second behind teammate Rich Loiselle among National League rookies in saves (4)...also ranked second in the league behind Loiselle in appearances (62) and third among all major league rookies in that category...led the Pittsburgh pitching staff in strikeouts per nine innings (10.65)...made his major league debut on April 3 at San Francisco...picked up his first major league win on April 19 vs. Cincinnati and collected his second victory in his next outing (April 23 vs. Philadelphia)...tossed 2.0 scoreless innings and notched his first big-league save on May 1 vs. San Francisco...combined with Esteban Loaiza on a four-hit shutout, and picked up his second save, in a 3-0 win at Atlanta on May 3...was on the 15-day disabled list between June 20 and July 4 with an inflammation in his left shoulder...tossed 1.0 inning of relief and combined with Francisco Cordova on a 10-inning no-hitter vs. Houston on July 12...it was the first combined, extra-inning no-hitter in major league history...lost a career-high four consecutive decisions between August 1 and September 14...did not surrender a home run in his last 21 outings since August 1 (20 innings). **1998**—posted career high in innings pitched (65.0) with the Pirates and shared the team lead in appearances (60) with Jason Christiansen despite starting the season on the 15-day disabled list...his 14 saves tied the Pittsburgh franchise record for most saves by a left-handed pitcher (also Ramon Hernandez in 1972, Grant Jackson in 1979 and Rod Scurry in 1982)...began the season on the 15-day disabled list with a strained right groin...made two rehab stops along the way and was recalled from his rehab assignment and reinstated from the D.L. on April 14...picked up his first save of the season on April 24 at San Diego...made 13 consecutive appearances without being charged with an earned run between July 12 and August 13 (14.0 ip)...was successful in each of his first 14 save opportunities (last on August 13) before suffering his first blown save on August 15 at St. Louis. **1999**—was inconsistent over the first four and a half months of the season and was outstanding over the last six weeks...despite not allowing a run over his first 17 appearances thru June 15 (10.1 ip, 6 h), he owned a record of 2-3 with a 5.58 ERA thru 43 appearances on August 18 (30.2 ip, 29 h, 19 er)...over his last 16 appearances from August 21 thru the end of year he went 0-0 with a 1.93 ERA (14.0 ip, 12 h, 3 er, 5 bb, 12 so) to lower his ERA to 4.43...his inherited runner percentage of 11.9 (5 of 42) was the lowest mark among all Major League relievers and his .182 (10 for 55) mark with runners in scoring position was the ninth lowest mark among AL relievers...was on the 15-day disabled list with tendinitis in his left elbow from April 12 to May 14...the DL stint included a two game rehab assignment at Double-A Akron, May 11-13...it marked his third career stint on the disabled list...44 off his 59 outings were scoreless...made his first career post-season appearance in Game 3 of the Division Series at Boston and allowed three runs, all earned, over 0.2 ip (40.50 ERA)...allowed a three-run homer to Brian Daubach...signed to a one-year contract extension on May 26 thru 2001 with club options for 2002 and 2003. **2000**—put together an impressive statistical season despite missing three months after undergoing left elbow surgery in early June...was placed on the 60-day disabled list on May 17 with bone spurs in his left elbow after experiencing discomfort in the region over the first six weeks of the season...had arthroscopic surgery on the elbow on June 8 in Birmingham, Alabama by Dr. James Andrews, who repaired the spurs and removed some debris from the region...at the time of the injury he was 2-0 with a 0.96 ERA in 16 games (9.1 ip, 8 h, 1 er)...rehabbed the injury in Cleveland before beginning a rehab assignment at Triple-A Buffalo on August 20...was activated off the 60-day DL on August 23...after returning he went 0-0 with a 4.22 ERA in 19 appearances (10.2 ip, 9 h, 5 er, 9 bb, 10 so) to finish out the season...allowed only 1 of his 25 (4%) runners to score after leading the major leagues in that category (11.9%) in 1999...29 of his 35 outings were scoreless and 26 of 35 were less than 1.0 inning...held hitters to just a .167 (4 for 24) average with runners in scoring position on the year, the fourth lowest mark among American League relievers...allowed only one homer (Tony Batista on October 1) over his 35 appearances. **2001**—was the club's most reliable left-hander, posting an impressive 2.83 ERA in 67 games...his 67 games were second only to Bob Wickman's 70 as were his 19 games finished...was healthy all season and for the first time in his major league career he did not spend any time on the disabled list...did not allow a run over his last 12 outings from August 30 thru the end of the season, covering 10.1 innings (3 h, 2 bb, 13 so)...notched his first save as an Indian on June 1 at New York, his first since August 13, 1998 at Cincinnati...his inherited runners mark of 17.7% (stranded 37 of 45) was the sixth best mark among American League relievers...major league hitters hit .223 off him with three home runs allowed...lefties hit .213 and right handed batters hit .233 with one home run allowed...yielded just a .182 average with runners

in scoring position...batters were also 1 for 11 (.091) against him with the bases loaded and 5 for 27 (.185) with RISP and 2 outs...held the league to a .174 average against in the second half.

Personal/Miscellaneous

Ricardo Rincon Espinoza...started playing baseball at age five...also played basketball, volleyball and soccer as a youngster...attended a baseball academy in Mexico for six months after high school...wife's name is Jaquelin...the Rincon's have two children, a daughter; Damaris (5/24/93), and a son, Ricardo, Jr. (7/4/98).

LIFETIME PITCHING RECORD

Year	Club	W	L	ERA	G	GS	CG	SHO	SV	IP	H	R	ER	HR	HB	BB	IBB	SO	WP	BK
1990	Torreón	3	0	3.78	19	4	0	0	0	47.2	53	22	20			32		29		
1991	Torreón	2	8	6.54	32	9	0	0	1	74.1	99	60	54			48		66		
1992	Torreón	6	5	3.91	49	9	0	0	4	89.2	87	45	39			46		91		
1993	Torreón	7	3	3.17	57	4	0	0	8	82.1	80	33	29			36		81		
1994	Mexico City	2	4	3.21	20	9	0	0	1	53.1	57	23	19	4	0	20	0	38	4	0
1995	Mexico City	6	6	5.16	27	11	0	0	3	75.0	86	45	43	7	1	41	0	41	3	0
1996	Mexico City	5	3	2.97	50	0	0	0	10	78.2	58	28	26	2	0	27	2	60	2	0
1997	PITTSBURGH	4	8	3.45	62	0	0	0	4	60.0	51	26	23	5	2	24	6	71	2	3
1998	Carolina	0	0	6.00	2	0	0	0	0	3.0	5	2	2	1	0	2	0	1	0	0
	Nashville	0	0	0.00	1	0	0	0	0	1.0	0	0	0	0	0	0	0	1	0	0
	PITTSBURGH	0	2	2.91	60	0	0	0	14	65.0	50	31	21	6	0	29	2	64	2	0
1999	Akron	0	0	5.40	2	2	0	0	0	1.2	2	1	1	1	0	0	0	2	0	0
	CLEVELAND	2	3	4.43	59	0	0	0	0	44.2	41	22	22	6	1	24	5	30	2	1
2000	CLEVELAND	2	0	2.70	35	0	0	0	0	20.0	17	7	6	1	1	13	1	20	1	0
	Buffalo	0	0	0.00	2	0	0	0	0	2.0	1	1	0	0	0	0	0	2	0	0
2001	CLEVELAND	2	1	2.83	67	0	0	0	2	54.0	44	18	17	3	0	21	5	50	1	0
2002	CLEVELAND	1	4	4.79	46	0	0	0	0	35.2	36	21	19	3	1	8	1	30	0	0
	OAKLAND	0	0	3.10	25	0	0	0	1	20.1	11	7	7	1	0	3	0	19	0	0
A.L. Totals		7	8	3.66	232	0	0	0	3	174.2	149	75	71	14	3	69	12	149	4	1
N.L. Totals		4	10	3.17	122	0	0	0	18	125.0	101	57	44	11	2	53	8	135	4	3
M.L. Totals		11	18	3.45	354	0	0	0	21	299.2	250	132	115	25	5	122	20	284	8	4

CAREER TRANSACTIONS

- 1997 — Signed as a non-drafted free agent by the Pittsburgh Pirates organization, March 30. On disabled list, June 20 to July 4.
 1998 — On disabled list, March 22 to April 14; included rehabilitation assignments to Carolina, April 6, and Nashville, April 11 to 14. Traded to the Cleveland Indians for outfielder Brian Giles, November 18.
 1999 — On disabled list, April 12 to May 14; included rehabilitation assignment to Akron, May 11 to 14.
 2000 — On disabled list, May 17 to August 23; included rehabilitation assignment to Buffalo, August 20 to 23.
 2002 — Traded to the Oakland Athletics for minor league infielder Marshall McDougall, July 30.

DIVISION SERIES RECORD

Year	Club/Opp.	W	L	ERA	G	GS	CG	SHO	SV	IP	H	R	ER	HR	HB	BB	IBB	SO	WP	BK
1999	CLE vs. BOS	0	0	40.50	1	0	0	0	0	0.2	2	3	3	1	0	1	0	1	0	0
2001	CLE vs. SEA	0	0	9.00	3	0	0	0	0	2.0	2	2	2	0	0	0	0	3	1	0
2002	OAK vs. MIN	0	0	0.00	2	0	0	0	0	3.0	2	0	0	0	0	0	0	2	0	0
Totals		0	0	7.94	6	0	0	0	0	5.2	6	5	5	1	0	1	0	6	1	0

VS. THE AMERICAN LEAGUE

2002	ERA	W	L	SV	G	IP	H	HR	ER	SO	CAREER vs. TEAM	ERA	W	L	SV	G	IP	H	HR	ER	SO
3.86	0	0	0	6	4.2	5	0	2	4	Anaheim	2.38	1	0	0	14	11.1	10	0	3	7	
0.00	0	0	0	3	2.2	0	0	0	0	Baltimore	0.00	2	0	0	12	8.2	3	0	0	5	
4.50	0	0	0	3	2.0	2	1	1	4	Boston	2.84	0	0	0	18	12.2	11	2	4	10	
3.38	0	0	0	6	2.2	1	0	1	1	Chicago	2.19	0	0	0	18	12.1	5	0	3	10	
0.00	0	0	0	1	0.2	1	0	0	0	Cleveland	2.70	0	0	1	3	3.1	2	1	1	5	
3.72	0	1	0	11	9.2	12	0	4	13	Detroit	3.06	0	1	0	25	17.2	18	0	6	19	
4.50	0	1	0	5	2.0	1	0	1	1	Kansas City	3.95	0	2	0	18	13.2	13	1	6	11	
4.76	0	1	0	12	11.1	10	1	6	9	Minnesota	3.21	2	1	1	31	28.0	27	2	10	32	
11.25	1	1	0	6	4.0	5	1	5	2	New York	4.97	1	3	1	18	12.2	12	3	7	7	
0.00	0	0	0	1	0.2	0	0	0	1	Oakland	5.00	0	0	0	12	9.0	9	0	5	8	
10.13	0	0	0	3	2.2	3	0	3	3	Seattle	10.13	0	0	0	10	8.0	11	3	9	10	
—	0	0	0	0	0.0	0	0	0	0	Tampa Bay	6.35	0	0	0	8	5.2	5	1	4	5	
2.70	0	0	1	4	3.1	2	0	1	2	Texas	9.00	0	1	1	11	7.0	6	1	7	5	
0.00	0	0	0	3	2.2	0	0	0	1	Toronto	3.21	1	0	0	17	14.0	10	1	5	8	

VS. THE NATIONAL LEAGUE

2002											CAREER vs. TEAM										
ERA	W	L	SV	G	IP	H	HR	ER	SO	ERA	W	L	SV	G	IP	H	HR	ER	SO		
0.00	0	0	0	1	1.0	0	0	0	0	Arizona	3.38	0	0	0	3	2.2	3	1	1	3	
—	0	0	0	0	0.0	0	0	0	0	Atlanta	0.00	0	0	1	8	8.1	4	0	0	6	
—	0	0	0	0	0.0	0	0	0	0	Chicago	1.59	0	2	1	13	11.1	6	0	2	10	
—	0	0	0	0	0.0	0	0	0	0	Cincinnati	1.37	1	2	2	21	19.2	19	0	3	21	
7.71	0	0	0	2	2.1	2	1	2	2	Colorado	3.72	0	2	1	11	9.2	7	2	4	5	
0.00	0	0	0	1	0.2	0	0	0	2	Florida	2.84	0	0	1	5	6.1	6	0	2	3	
—	0	0	0	0	0.0	0	0	0	0	Houston	6.75	1	0	0	5	4.0	4	0	3	9	
—	0	0	0	0	0.0	0	0	0	0	Los Angeles	5.14	0	2	1	7	7.0	4	0	4	9	
—	0	0	0	0	0.0	0	0	0	0	Milwaukee	2.31	0	1	3	13	11.2	8	1	3	11	
—	0	0	0	0	0.0	0	0	0	0	Montreal	3.00	0	0	1	6	6.0	4	0	2	3	
0.00	0	0	0	2	2.0	1	0	0	2	New York	1.04	1	1	3	8	8.2	2	0	1	9	
0.00	0	0	0	1	1.0	2	0	0	2	Philadelphia	7.20	1	0	0	7	5.0	10	1	4	9	
—	0	0	0	0	0.0	0	0	0	0	Pittsburgh	27.00	0	0	0	2	0.2	2	0	2	0	
—	0	0	0	0	0.0	0	0	0	0	St. Louis	6.59	0	0	0	12	13.2	18	4	10	14	
—	0	0	0	0	0.0	0	0	0	0	San Diego	2.53	0	0	2	10	10.2	6	1	3	14	
—	0	0	0	0	0.0	0	0	0	0	San Francisco	0.87	0	0	1	8	10.1	5	0	1	16	

MONTHLY BREAKDOWN

2002											CAREER vs. TEAM										
ERA	W	L	SV	G	IP	H	HR	ER	SO	ERA	W	L	SV	G	IP	H	HR	ER	SO		
4.00	0	0	0	11	9.0	8	0	4	6	April	2.31	3	2	1	46	39.0	24	0	10	43	
3.00	0	2	0	12	9.0	10	0	3	5	May	1.86	2	4	6	59	53.1	46	0	11	48	
2.31	0	0	0	14	11.2	10	2	3	12	June	4.93	0	4	8	62	49.1	52	11	27	49	
13.50	1	2	0	9	6.0	8	1	9	7	July	4.33	3	3	2	49	43.2	39	4	21	43	
2.31	0	0	0	14	11.2	6	1	3	11	August	4.55	2	4	3	70	61.1	52	8	31	47	
4.15	0	0	1	11	8.2	5	0	4	8	September	2.61	1	1	1	63	48.1	33	1	14	53	
—	0	0	0	0	0.0	0	0	0	0	October	1.93	0	0	0	5	4.2	4	1	1	1	

PITCHING BREAKDOWN

2002											CAREER vs. TEAM										
ERA	W	L	SV	G	IP	H	HR	ER	SO	ERA	W	L	SV	G	IP	H	HR	ER	SO		
4.26	1	1	1	38	31.2	24	2	15	32	Home	2.92	7	6	8	192	169.1	138	15	55	175	
4.07	0	3	0	33	24.1	23	2	11	17	Road	4.14	4	12	13	162	130.1	112	10	60	109	
4.30	1	1	0	20	14.2	11	1	7	20	Day	3.64	4	6	2	96	84.0	76	7	34	82	
4.14	0	3	1	51	41.1	36	3	19	29	Night	3.38	7	12	19	258	215.2	174	18	81	202	
4.71	1	4	1	64	49.2	43	4	26	48	Grass	3.68	4	13	12	247	200.2	163	17	82	188	
0.00	0	0	0	7	6.1	4	0	0	1	Turf	3.00	7	5	9	107	99.0	87	8	33	96	
3.23	0	3	0	40	30.2	28	2	11	24	Pre-ASG	3.22	5	11	15	183	153.3	135	11	55	150	
5.33	1	1	1	31	25.1	19	2	15	25	Post-ASG	3.70	6	7	6	171	146.0	115	14	60	134	
—	0	0	0	0	0.0	0	0	0	0	Starter	—	0	0	0	0	0.0	0	0	0	0	
4.18	1	4	1	71	56.0	47	4	26	49	Reliever	3.45	11	18	21	354	299.2	250	25	115	284	

BALLPARK BREAKDOWN

	ERA	W	L	S	G	IP	H	HR	ER	SO		ERA	W	L	S	G	IP	H	HR	ER	SO
Edison Field	2.70	1	0	0	10	6.2	7	0	2	5	Three Rivers Stadium	1.99	4	4	6	67	68.0	52	6	15	76
Camden Yards	0.00	0	0	0	5	4.0	3	0	0	4	PNC Park	0.00	0	0	0	1	0.1	0	0	0	0
Fenway Park	3.86	0	0	0	9	4.2	5	1	2	5	Busch Stadium	11.81	0	0	0	4	5.1	9	2	7	5
Comiskey Park	2.25	0	0	0	6	4.0	1	0	1	2	Qualcomm Stadium	3.60	0	1	4	5.0	3	1	2	4	4
Jacobs Field	3.91	3	2	2	113	92.0	87	9	40	89	3Com Park	1.80	0	0	0	4	5.0	2	0	1	7
Tiger Stadium	0.00	0	0	0	3	1.2	0	0	0	2											
Comerica Park	0.00	0	1	0	8	4.2	3	0	0	4											
Kauffman Stadium	4.50	2	0	6	4.0	3	0	2	1												
Metrodome	2.03	2	0	0	15	13.1	12	1	3	10											
Yankee Stadium	3.86	0	3	1	11	7.0	6	2	3	3											
Network Associates Coliseum	2.70	0	1	20	16.2	7	1	5	16												
Safeco Field	7.36	0	0	0	5	3.2	4	0	3	5											
Tropicana Field	13.50	0	0	0	4	2.2	4	1	4	0											
Ballpark in Arlington	15.43	0	0	0	4	2.1	3	0	4	2											
SkyDome	1.69	1	0	0	7	5.1	3	0	1	2											
Bank One Ballpark	0.00	0	0	0	1	1.0	1	0	0	3											
Turner Field	0.00	0	1	4	3.2	1	0	0	2												
Wrigley Field	4.15	0	1	0	5	4.1	3	0	2	4											
Cinergy Field	2.57	0	1	2	10	7.0	7	0	2	5											
Coors Field	4.76	0	1	0	6	5.2	3	1	3	4											
Pro Player Stadium	2.70	0	0	1	3	3.1	2	0	1	6											
Astrodome	81.00	0	0	0	1	0.1	4	0	3	0											
Dodger Stadium	3.38	0	1	1	3	2.2	2	0	1	4											
County Stadium	2.35	0	1	3	7	7.2	6	0	2	6											
Olympic Stadium	5.40	0	1	0	3	3.1	3	0	2	3											
Shea Stadium	2.45	0	1	1	3	3.2	1	0	1	5											
Veterans Stadium	40.50	0	0	0	2	0.2	3	0	3	0											

FIELDING STATISTICS

Pitcher	Year	Pct.	G	PO	A	E	TC	DP
1997	1,000	62	3	6	0	9	0	0
1998	857	60	3	9	2	14	2	0
1999	1,000	59	1	10	0	11	1	0
2000	1,000	35	2	3	0	5	0	0
2001	909	67	5	5	1	11	0	0
2002	1,000	71	1	7	0	8	1	0
Totals	.948	354	15	40	3	58	4	0

Rincon's Bests

Low Hit Complete Game: None
 Innings Pitched: 2.1 (twice), last: June 9, 1998 at Cleveland
 Strikeouts: 5, April 19, 1997 vs. Cincinnati
 Longest Winning Streak: 3, May 6, 2000 to April 6, 2001
 Longest Losing Streak: 4, August 1-September 14, 1997



Chris Singleton

2

Outfielder

Ht/Awt: 6-2 / 217

Bats/Throws: Left / Left

Birthdate: August 15, 1972

Opening Day Age: 30

Birthplace/Resides: Martinez, California / Atlanta, Georgia

Major League Service: 4 years

Obtained: Signed as a free agent, December 23, 2002

Contract Status: First year of a one-year contract through 2003 with a club option for 2004.

2002 Highlights

Got off to slow start for the second straight April before rebounding...hit .285 after April 20 after starting the season 5 for 55 in 15 games...hit .192 in April 2001 with the Chicago White Sox, then hit .315 the rest of the season...hit .272 (107 for 394) off right handers but only .208 (15 for 72) off lefties...led the Orioles and tied for sixth in American League with six triples...tied for second on the team with 30 doubles...had 20 stolen bases which was second on the club to Jerry Hairston's 21...had seven steals of third base, the fourth highest total in the A.L...his 90.9% success in stolen bases (20 for 22) ranked second in the A.L. behind New York's Derek Jeter (91.4%) among runners with 20 or more attempts...stole two bases in a game four times, the last on September 14 at Boston...had his first multi-hit games and hit safely in consecutive games for first time April 20 at Tampa Bay and April 23 against Boston...batted .353 (30 for 85) in May after batting .165 in April...had a career-high 15-game hitting streak, May 6 to 26...batted .407 (24 for 59) with four doubles, three triples, two home runs, 12 runs and 11 RBI during the streak...had four hits on May 12 at Tampa Bay, the first of six multi-hit games during his hitting streak...had two hits including the game-winning RBI single in the 14th inning on May 21 at Oakland...had two hits with three RBI on May 22 at Oakland, batting third for the first time in his career...hit a three-run home run and matched his career high with three runs scored May 23 at Oakland...also hit a three-run home run on May 31 vs. Seattle...hit in 10-straight games, July 16 to 27, but hit only .273 (12 for 44) with three doubles and three RBI...went 4 for 6 with a double, two runs, a stolen base and a RBI on July 31 at Tampa Bay, his second four-hit game of season...homered in consecutive games August 2 and 3 at Toronto...went 3 for 4 with a RBI August 23 against Toronto after entering the game in the second inning for the injured Gary Matthews...batted .311 (28 for 90) in his last 25 games starting August 23...had four multi-hit games in his last eight starts...led off in consecutive starts September 10 and 11 at New York, his only times batting leadoff during the season...batted second in the order 65 times, the most of any player on the club...hit two home runs on September 17 vs. Toronto...that was his second career two-homer game, the other coming September 22, 1999 for the Chisox vs. New York.

Career

1993—made his professional debut at Rookie level Everett after signing with San Francisco following the draft...was voted the number five prospect in the Northwest League by opposing managers...played for the Maui Stingrays in the Hawaiian Winter League following the season. **1994**—invited to San Francisco's spring training as a non-roster player...played in 113 games at Single-A San Jose. **1995**—spent his second full season at Single-A San Jose...stole a minor league high 33 bases...earned California League Player of the Week honors for the week of July 2-8 when he batted .545. **1996**—split time between Double-A Shreveport and Triple-A Phoenix...hit a combined .288 (153 for 532) with five home runs and 72 RBI...was selected to the Texas League midseason All-Star Team...named the Giants Minor League Player of the Month in April. **1997**—played for Double-A Shreveport in the San Francisco organization...set minor league bests in average (.317), runs scored (85), triples (10) and home runs (9)...stole 27 bases for the second straight season...was traded to the New York Yankees on November 11 with pitcher Alberto Castillo for third baseman Charlie Hayes and cash considerations. **1998**—spent the entire season at Triple-A Columbus in the Yankees organization...his 10 triples tied for third in the International League and ranked fourth in the minor leagues...hit .579 (11 for 19) with three triples and five RBI to earn IL Player of the Week for the week of May 4-10. **1999**—finished sixth in the American League Rookie of the Year balloting...named to both the Topps and Baseball Digest Rookie All-Star teams...led all major league rookies with a .300

average and finished second with a .490 slugging percentage (first in the A.L.)...was listed as the second best rookie position player (sixth overall) according to *Baseball America's* Top 20 Rookies...his 17 home runs ranked sixth among rookies in White Sox history...finished among the top four A.L. rookies in 13 of 14 offensive categories...became the first Sox rookie and fourth player in franchise history to hit for the cycle (5 for 6, 4 RBI) on July 6 vs. Kansas City, joining Carlton Fisk, Ray Schalk and Jack Brohamer...batted .345 with runners in scoring position and .435 with RISP and two outs...became the first Sox player since 1995 (Robin Ventura) to record two five-hit games in one season...hit .311 with 25 doubles, 15 home runs and 58 RBI after June 1...hit .408 (31 for 76) against left-handers...recorded 41 multi-hit contests...ranked fourth in fielding percentage (.989) among A.L. center fielders...had nine outfield assists...his average of 3.25 pitches seen per plate appearance was the fifth-lowest in the AL...hit his first career leadoff home run on September 7 at Anaheim...was 20 of 25 (80.0%) in stolen base attempts, including nine straight from May 18 to June 30...tied for fourth in the A.L. with a .373 (38 for 102) average in June...hit .316 with 7 HR and 39 RBI prior to the All-Star Break...posted his first career two-homer game on September 22 at New York...hit his first major league home run on May 2 at Anaheim off Omar Olivares...became the starting center fielder on April 18 at Kansas City...collected two hits, including the first of his career (off Kevin Appier) in first career start on April 11 vs. Kansas City...made his major league debut on April 10 vs. Kansas City. **2000**—ranked third among American League center fielders with a .992 fielding percentage in his second season in the major leagues...his nine outfield assists were ninth in the A.L....scored 50.0 percent (83 for 166) of the times he reached base, the second best ratio in the A.L. behind teammate Carlos Lee, and was doubled up just once every 85.2 plate appearances, the seventh best ratio in the A.L....also ranked among the A.L. leaders in extra bases taken as a runner (3rd, .68) and average with bases loaded (7th, .600, 6 for 10)...was second on the ChiSox with 22 steals (22 for 29, 75.9%)...Sox were 50-15 when he scored a run...dislocated his right index finger attempting to steal second base on May 14 vs. Minnesota...hit .285 (37 for 130) prior to the injury and .244 (93 for 381) after...batted .290 (70 for 241) at home and .222 (60 for 270) on the road...drove in 21 runs in April...batted .206 (14 for 68) vs. left-handers, a drop from his .408 mark in 1999...batted in every spot in the lineup except cleanup...went 1 for 9 (.111) with a triple and a RBI in the ALDS against Seattle...hit the first inside-the-park home run by a Sox player in new Comiskey Park history on September 29 vs. Kansas City...was named co-A.L. Player of the Week (with Toronto's Carlos Delgado) for the week of April 17-23 after batting .600 (12 for 20)...it was his first weekly honor...twice reached base safely in seven straight plate appearances (April 22-23 and July 2-3)...recorded his third career five-hit game on April 22 vs. Detroit, going 5 for 5 with a career high 5 RBI...recorded two hits in the fourth inning on April 18 vs. Seattle as part of a 4 for 5 outing. **2001**—narrowly missed hitting .300 (.298) for the second time in three big league seasons with the Chicago White Sox...batted .283 prior to the All-Star Break and .318 in the second half...made 102 starts in center field, three in right and one in left...recorded eight outfield assists and compiled a .991 fielding percentage (3 errors in 321 total chances)...ranked third in the American League with 14 sacrifice bunts...batted in every spot in the lineup but hit best in 45 games in the number two slot, batting .319 (43 for 135)...the White Sox were 23-12 when he hit second and 3-0 when he led off...hit .357 (45 for 126) from August 1 on to raise his season average from .271 to .298...average peaked at .305 on September 5...went 2 for 14 over his final four games to drop his average below .300...batted .398 (37 for 93) over a 34 game stretch from August 19 to September 30...hit .417 with three home runs and 12 RBI in August...hit .360 (50 for 139) with 41 RBI with runners on base and .265 (67 for 253) with none on...stole a career-high three bases on April 6 vs. Detroit...was 12 for 23 (52.2%) on stolen base attempts, his fewest steals and lowest percentage in four major league seasons...had a 13-game hitting streak from May 26 to June 14, going 20 for 53 (.377) with 10 runs scored...collected four hits on May 26 at Detroit and September 2 against Cleveland...posted back-to-back three-hit games on June 21 and 22 at Baltimore...drove in the winning run on May 27 at Detroit with an 11th-inning sacrifice fly.

Personal/Miscellaneous

Christopher Verdell Singleton was originally signed by San Francisco scout Doug McMillian...graduated from Pinole Valley High School in Martinez, California...was selected as a baseball and football All-Conference and All-Bay Area player his senior year...attended the University of Nevada-Reno, where he played baseball and football...won three conference football championships as a receiver at Nevada...batted .330 (109 for 330) in his college career...married to the former LaShunda Gray (10/19/96)...they have one daughter, Sydney Grace (5/14/99)...he and his wife, LaShunda, serve as associate pastors at Hope & Life Church...made monthly visits in 2001 to Children's Memorial Hospital and Hope Children's Hospital in Chicago...worked with Chicago's Inner City Little League in 1999.

LIFETIME PLAYING RECORD

Year	Club	AVG.	G	AB	R	H	2B	3B	HR	RBI	SH	SF	HP	BB	SO	SB	CS	SLG	OBP	E
1993	Everett	.265	58	219	39	58	14	4	3	18	5	1	1	18	46	14	3	.406	.322	3
1994	San Jose	.249	113	425	51	106	17	5	2	49	5	3	3	27	62	19	6	.327	.297	13
1995	San Jose	.277	94	405	55	112	13	5	2	31	5	1	5	17	49	33	13	.348	.313	7
1996	Shreveport	.298	129	500	68	149	31	9	5	72	3	8	6	24	58	27	12	.426	.333	4
	Phoenix	.125	9	32	3	4	0	0	0	0	1	0	0	1	2	0	0	.125	.152	0
1997	Shreveport	.317	126	464	85	147	26	10	9	61	2	9	1	22	50	27	11	.474	.343	7
1998	Columbus	.254	121	413	55	105	17	10	6	45	7	4	4	27	78	9	3	.387	.304	7
1999	CHICAGO (AL)	.300	133	496	72	149	31	6	17	72	4	6	1	22	45	20	5	.490	.328	4
2000	CHICAGO (AL)	.254	147	511	83	130	22	5	11	62	12	4	1	35	85	22	7	.382	.301	3
2001	CHICAGO (AL)	.298	140	392	57	117	21	5	7	45	14	4	1	20	61	12	11	.431	.331	3
2002	BALTIMORE	.262	136	466	67	122	30	6	9	50	6	5	4	21	83	20	2	.410	.296	4
M.L. Totals		.278	556	1865	279	518	104	22	44	229	36	19	7	98	274	74	25	.428	.313	14

CAREER TRANSACTIONS

1990 — Selected by the Houston Astros organization in the 30th round of the free agent draft, June 4.

1993 — Selected by the San Francisco Giants organization in the second round of the free agent draft, June 3.

1997 — Traded with pitcher Alberto Castillo to the New York Yankees for third baseman Charlie Hayes and cash, November 11.

1998 — Traded to the Chicago White Sox for a player to be named later (pitcher Rich Pratt, January 10, 1999), December 8.

2002 — Traded to the Baltimore Orioles for second baseman Willie Harris, January 29. Granted free agency (non-tender), December 21; signed with the Oakland Athletics, December 23.

DIVISION SERIES RECORD

Year	Club	AVG.	G	AB	R	H	2B	3B	HR	RBI	SH	SF	HP	BB	SO	SB	CS	SLG	OBP	E
2000	CHI (AL) vs. SEA	.111	3	9	1	1	0	1	0	1	0	0	0	0	2	0	0	.333	.111	0

VS. THE AMERICAN LEAGUE

2002	AVG.	AB	H	HR	RBI	CAREER vs. TEAM	AVG.	AB	H	HR	RBI
.238	21	5	0	0	0	Anaheim	.247	89	22	3	7
—	0	0	0	0	0	Baltimore	.304	92	28	1	10
.227	66	15	0	1	1	Boston	.233	146	34	1	4
.129	31	4	0	3	3	Chicago	.129	31	4	0	3
.385	13	5	1	4	4	Cleveland	.295	149	44	2	19
.222	9	2	0	1	1	Detroit	.297	148	44	4	27
.273	22	6	0	2	2	Kansas City	.348	138	48	3	22
.182	11	2	1	1	1	Minnesota	.271	118	32	4	14
.227	44	10	1	2	2	New York	.261	134	35	5	19
.323	31	10	1	8	8	Oakland	.208	101	21	3	12
.207	29	6	1	6	6	Seattle	.243	111	27	2	15
.321	56	18	0	3	3	Tampa Bay	.364	110	40	2	11
.208	24	5	0	6	6	Texas	.283	106	30	2	20
.381	63	24	4	10	10	Toronto	.324	148	48	5	17

VS. THE NATIONAL LEAGUE

2002	AVG.	AB	H	HR	RBI	CAREER vs. TEAM	AVG.	AB	H	HR	RBI
.200	5	1	0	0	0	Arizona	.200	5	1	0	0
—	0	0	0	0	0	Chicago	.239	71	17	2	8
—	0	0	0	0	0	Cincinnati	.300	20	6	0	0
—	0	0	0	0	0	Houston	.200	20	4	1	1
.222	9	2	0	0	0	Los Angeles	.222	9	2	0	0
—	0	0	0	0	0	Milwaukee	.333	33	11	1	5
.227	22	5	0	3	3	Philadelphia	.227	22	5	0	3
—	0	0	0	0	0	Pittsburgh	.273	22	6	1	3
—	0	0	0	0	0	St. Louis	.219	32	7	2	9
.125	8	1	0	0	0	San Diego	.125	8	1	0	0
.500	2	1	0	0	0	San Francisco	.500	2	1	0	0

MONTHLY BREAKDOWN

2002	AVG.	AB	H	HR	RBI	CAREER by MONTH	AVG.	AB	H	HR	RBI
.165	85	14	0	5	5	April	.218	248	54	4	31
.353	85	30	3	15	15	May	.299	308	92	6	37
.246	65	16	1	7	7	June	.296	348	103	7	38
.255	94	24	0	8	8	July	.280	353	99	8	49
.261	69	18	3	9	9	August	.273	300	82	9	40
.294	68	20	2	6	6	September	.292	288	84	10	34
—	0	0	0	0	0	October	.200	20	4	0	0

BATTING BREAKDOWN

2002 AVG.	AB	H	HR	RBI	CAREER by CATEGORY	AVG.	AB	H	HR	RBI
.252	222	56	4	22	Home	.283	880	249	18	106
.270	244	66	5	28	Road	.273	985	269	26	123
.248	133	33	2	14	Day	.266	587	156	11	61
.267	333	89	7	36	Night	.283	1278	362	33	168
.255	377	96	6	39	Grass	.278	1631	453	38	204
.292	89	26	3	11	Turf	.278	234	65	6	25
.249	257	64	4	30	Pre-ASG	.274	1018	279	20	121
.278	209	58	5	20	Post-ASG	.282	847	239	24	108
.208	72	15	2	12	vs. LHP	.281	256	72	6	36
.272	394	107	7	38	vs. RHP	.277	1609	446	38	193
.227	110	25	3	42	RISP	.296	432	128	8	175
.286	7	2	0	7	Bases Loaded	.400	35	14	0	36
.250	8	2	0	1	PH	.188	16	3	0	1
—	2	2	0	1	DH	1.000	2	2	0	1

BALLPARK BREAKDOWN

	AVG.	AB	H	HR	RBI
Edison Field	.255	51	13	3	7
Camden Yards	.268	272	73	4	26
Fenway Park	.238	63	15	1	1
Comiskey Park	.288	673	194	14	85
Jacobs Field	.333	72	24	1	12
Tiger Stadium	.304	23	7	1	4
Comerica Park	.268	56	15	2	10
Kauffman Stadium	.373	83	31	1	12
Metrodome	.215	65	14	3	6
Yankee Stadium	.262	65	17	4	12
Network Associates Coliseum	.170	47	8	1	8
Safeco Field	.241	58	14	1	2
Tropicana Field	.368	68	25	1	8
Ballpark in Arlington	.242	66	16	2	13
SkyDome	.282	78	22	2	10
BankOne Ballpark	.200	5	1	0	0
Wrigley Field	.229	35	8	0	3
Cinergy Field	.222	9	2	0	0
Minute Maid Park	.308	13	4	1	1
County Stadium	.438	16	7	1	2
Miller Park	.111	9	1	0	1
Veterans Stadium	.143	14	2	0	1
Busch Stadium	.182	22	4	1	5
Pacific Bell Park	.500	2	1	0	0

FIELDING STATISTICS

Year	Pct.	G	PO	A	E	TC	DP
1999	.990	127	376	9	4	389	3
2000	.992	145	373	9	3	385	0
2001	.991	133	310	8	3	321	2
2002	.986	126	274	3	4	281	0
Totals	.990	531	1333	29	14	1376	5

Singleton's Bests

Hits: 5 (three times), April 22, 2000 vs. Detroit; July 19, 1999 at Milwaukee; July 6, 1999 vs. Kansas City, 4 (eight times), last: July 31, 2002 at Tampa Bay
Home Runs: 2 (twice), September 17, 2002 vs. Toronto; September 22, 1999 at New York (AL)
Runs Batted In: 5, April 22, 2000 vs. Detroit
Hitting Streak: 15, May 6 to 26, 2002
Career Grand Slams: 0



Roy Smith

36

Right Handed Pitcher

Ht/Wt: 6-6 / 235

Birthdate: May 18, 1976

Birthplace/Resides: St. Petersburg, Florida / Pinellas Park, Florida

Major League Service: 66 days

Obtained: Acquired from the Cleveland Indians for cash considerations, November 13, 2002.

Contract Status: First year of a one-year contract through 2003.

2002 Highlights

Spent the entire minor league regular season at Triple-A Buffalo before spending September in Cleveland, where he made his first major league start in the season's final game...his 36 appearances at Buffalo tied him for the team lead with Dave Maurer...got off to a shaky beginning in Buffalo, recording an ERA of 7.20 in seven April outings (10.0 ip, 16 h, 8 er) and had an ERA of 5.35 (35.1 ip, 35 h, 21 er) thru the end of June in 21 games...went six straight appearances from June 25 to July 16 without

allowing an earned run (10.1 ip) and recorded an ERA of 2.31 in 15 July and August outings (35.0 ip, 30 h, 9 er)...made three starts for Buffalo over the last six weeks of the Triple-A regular season, going 1-0 with a 3.55 ERA (12.2 ip, 9 h, 5 er) in those outings, including a win in his final Buffalo game on August 30 against Rochester (5.0 ip, 0 h, 0 r, 2 bb, 2 so)...Triple-A hitters hit .246 (65 for 264) off him with just two home runs allowed on the year and lefties hit just .240 (25 for 104)...batters hit .328 (21 for 64) off him with RISP...was recalled to Cleveland on September 2...made his season debut on September 5 at Chicago (1.0 ip, 1 h, 0 r)...only earned runs allowed came in a spot start in the season's final game against Kansas City on September 29, allowing 2 runs (1 home run) in 3.1 innings in a no-decision in the Tribe's 7-3 season-ending win.

Career

1994—made his professional debut with the Mariners Arizona Rookie League team and he finished 3rd in the circuit with a 1.60 ERA...held hitters to a .191 (30 for 157) average against...was drafted by the Mariners in the 13th round of the 1994 draft. **1995**—spent his first season at Wisconsin and he finished tied for first in the Midwest League in starts (27) and second in losses (14). **1996**—his 13 losses at Wisconsin ranked second in the Midwest League. **1997**—spent most of the season at Single-A Wisconsin...had a stint with Double-A Memphis from June 8 to 19...Midwest League batters hit .302 (81 for 268) off him and he tossed 14 wild pitches. **1998**—was released at the end of spring training by the Mariners on March 24...spent his first season in the independent Northern League with St. Paul and led the club with 105.0 innings pitched...tossed one shutout, which was tied for first among league pitchers. **1999**—spent his second season in the Northern League with St. Paul, but was limited to just 42.0 innings of work...tossed one shutout, which was tied for first among league pitchers. **2000**—spent the year between Single-A Kinston and Double-A Akron in his first year in the Indians organization after spending the previous two seasons pitching in the independent Northern League with the St. Paul Saints...pitched solely in relief for the first time in his career and was outstanding, compiling an organizational best 2.34 ERA between Kinston and Akron (100.0 ip, 71 h, 26 er, 95 so)...held minor league hitters to a .204 (71 for 348) average with no homers allowed in 49 outings...his eight saves ranked fifth in the organization...began the year at Kinston and was promoted to Akron on June 21...over his last 11 appearances with Kinston he compiled an ERA of 1.07 (25.1 ip, 17 h, 3 er)...he did not allow a run over his last seven appearances of the season with Akron, a span that covered 19.2 innings (8 h, 1 so)...with Akron he went 2-1 with four saves and a 1.64 ERA in 12 July appearances...his .189 average against Akron was the fourth lowest mark among Eastern League relievers. **2001**—split the year between Triple-A Buffalo and Cleveland as he got his first taste of major league action...began the season in Buffalo after nearly making the club out of spring training (2-1, 4.61 ERA)...enjoyed three stints at the major league level in 2001, including his major league debut on May 26 vs. New York (2.1 ip, 4 h, 4 r, 3 er, 4 bb, 1 so)...began the season at Buffalo, appearing in 16 games before having his contract purchased on May 23...at the time of his first promotion to the big leagues he was 0-0 with a 0.68 ERA and five saves for the Bisons, limiting IL hitters to a .141 (12 for 85) average against...appeared in two games during his first stint, including a career-high 4.0 innings on May 28 at Detroit with a career-high six strikeouts...was optioned to Buffalo on May 29...was recalled a second time on June 23 and appeared in four games (7.1 ip, 8 h, 6 er) before being optioned back to Buffalo on July 2...spent the remainder of the regular season in Buffalo, where he continued to dominate the International League...pitched in the Triple-A All-Star Game on July 11 at Indianapolis...on the year he went 0-5 with club-high 18 saves and a 2.19 ERA in team-high 48 games...he saved 10 straight chances from August 5-25 and was 0-2 with a 2.08 ERA in the Triple-A playoffs (3 g, 4.1 ip, 4 h, 3 r, 1 er)...limited Triple-A batters to a .224 (59 for 263) average against with two homers allowed on the season...righties hit .225 (38 for 169) off him and lefties hit .223 (21 for 94)...batters hit .181 (23 for 127) off him with men on base, .183 (15 for 82) with runners in scoring position and .056 (1 for 18) with the bases loaded...was recalled for a third and final time on September 10 and appeared in three games the remainder of the big league season (2.2 ip, 2 er, 4 so)...on the year he limited major league hitters to a .246 (16 for 65) average against with three home runs allowed, but struck out 17 in 16.1 innings (9.4 strikeouts per nine innings)...Indians were 1-8 when he appeared...inherited six runners while only one scored (16.7%)...first batters were just 1 for 8 (.125) off him and batters were 5 for 29 (.172) with RISP.

Personal/Miscellaneous

Walter Roy Smith...was originally drafted by the Seattle Mariners organization out of Dixie Hollins High School (FL) after graduating in 1994...also attended classes at St. Petersburg (FL) Junior College...was signed by the Indians after a tryout in January of 2000 after he began using a side-arm delivery following two years in the independent Northern League with St. Paul...enjoys working with animals.

LIFETIME PITCHING RECORD

Year	Club	W	L	ERA	G	GS	CG	SHO	SV	IP	H	R	ER	HR	HB	BB	IBB	SO	WP	BK
1994	Arizona Mariners	3	1	1.60	11	5	0	0	0	45.0	30	9	8	2	1	4	0	35	2	0
1995	Wisconsin	7	14	5.38	27	27	1	0	0	149.0	179	100	89	9	3	54	2	109	10	2
1996	Wisconsin	6	13	5.12	27	27	0	0	0	146.0	164	113	83	9	8	73	3	99	11	2
1997	Wisconsin	3	4	5.59	18	11	0	0	0	66.0	81	50	41	3	2	31	0	38	14	2
	Memphis	0	0	10.38	4	0	0	0	0	4.1	6	5	5	0	0	1	0	6	1	0
1998	St. Paul (Ind.)	6	7	5.03	18	18	1	1	0	105.2	119	75	59	10	1	26	0	74	6	0
1999	St. Paul (Ind.)	4	2	3.21	8	7	1	1	0	42.0	38	18	15	3	1	33	0	43	1	0
2000	Kinston	2	2	2.80	21	0	0	0	2	45.0	35	15	14	0	3	21	1	45	3	0
	Akron	5	1	1.96	28	0	0	0	6	55.0	36	14	12	0	1	22	2	50	6	0
2001	Buffalo	0	5	2.19	48	0	0	0	18	74.0	59	25	18	2	8	29	4	86	3	0
	CLEVELAND	0	0	6.06	9	0	0	0	0	16.1	16	14	11	3	2	13	1	17	0	0
2002	Buffalo	5	4	3.84	36	3	0	0	1	70.1	65	37	30	2	6	29	0	65	3	0
	CLEVELAND	0	0	3.00	4	1	0	0	0	6.0	9	4	2	1	1	5	0	2	0	0
M.L. Totals		0	0	5.24	13	1	0	0	0	22.1	25	18	13	4	3	18	1	19	0	0

CAREER TRANSACTIONS

1994 — Selected by the Seattle Mariners organization in the 13th round of the free-agent draft, June 2.

1998 — Released, March 24; signed by St. Paul of the Independent Northern League, May.

2000 — Signed by the Cleveland Indians organization, January 17. Granted free agency, October 15; re-signed by the Cleveland organization, December 20.

2002 — Traded to the Oakland Athletics for cash considerations, November 13.

VS. THE AMERICAN LEAGUE

2002	ERA	W	L	SV	G	IP	H	HR	ER	SO	CAREER vs. TEAM	ERA	W	L	SV	G	IP	H	HR	ER	SO
0.00	0	0	0	1	1.0	1	0	0	0	0	Boston	0.00	0	0	0	1	1.0	1	0	0	0
0.00	0	0	0	1	1.0	1	0	0	0	0	Chicago	13.50	0	0	0	2	1.1	1	0	2	1
—	0	0	0	0	0.0	0	0	0	0	0	Detroit	0.00	0	0	0	1	4.0	4	0	0	6
4.50	0	0	0	2	4.0	7	1	2	2	2	Kansas City	6.23	0	0	0	4	8.2	11	3	6	6
—	0	0	0	0	0.0	0	0	0	0	0	New York	7.50	0	0	0	4	6.0	8	1	5	5
—	0	0	0	0	0.0	0	0	0	0	0	Toronto	0.00	0	0	0	1	1.1	0	0	0	1

MONTHLY BREAKDOWN

2002	ERA	W	L	SV	G	IP	H	HR	ER	SO	CAREER vs. TEAM	ERA	W	L	SV	G	IP	H	HR	ER	SO
—	0	0	0	0	0.0	0	0	0	0	0	April	—	0	0	0	0	0.0	0	0	0	0
—	0	0	0	0	0.0	0	0	0	0	0	May	4.26	0	0	0	2	6.1	8	0	3	7
—	0	0	0	0	0.0	0	0	0	0	0	June	4.91	0	0	0	3	3.2	4	1	2	4
—	0	0	0	0	0.0	0	0	0	0	0	July	9.82	0	0	0	1	3.2	4	2	4	2
—	0	0	0	0	0.0	0	0	0	0	0	August	—	0	0	0	0	0.0	0	0	0	0
3.00	0	0	0	4	6.0	9	1	2	2	2	September	5.68	0	0	0	5	6.1	9	1	4	3
—	0	0	0	0	0.0	0	0	0	0	0	October	0.00	0	0	0	2	2.1	0	0	0	3

PITCHING BREAKDOWN

2002	ERA	W	L	SV	G	IP	H	HR	ER	SO	CAREER vs. TEAM	ERA	W	L	SV	G	IP	H	HR	ER	SO
4.50	0	0	0	2	4.0	7	1	2	2	2	Home	9.58	0	0	0	5	10.1	15	3	11	6
0.00	0	0	0	2	2.0	2	0	0	0	0	Road	1.50	0	0	0	8	12.0	10	1	2	13
4.15	0	0	0	2	4.1	5	1	2	2	2	Day	5.51	0	0	0	7	16.1	19	4	10	14
0.00	0	0	0	2	1.2	4	0	0	0	0	Night	4.50	0	0	0	6	6.0	6	0	3	5
3.00	0	0	0	4	6.0	9	1	2	2	2	Grass	5.57	0	0	0	12	21.0	25	4	13	18
—	0	0	0	0	0.0	0	0	0	0	0	Turf	0.00	0	0	0	1	1.1	0	0	0	1
—	0	0	0	0	0.0	0	0	0	0	0	Pre-ASG	5.93	0	0	0	6	13.2	16	3	9	13
3.00	0	0	0	4	6.0	9	1	2	2	2	Post-ASG	4.15	0	0	0	7	8.2	9	1	4	6
5.40	0	0	0	1	3.1	4	1	2	2	2	Starter	5.40	0	0	0	1	3.1	4	1	2	2
0.00	0	0	0	3	2.2	5	0	0	0	0	Reliever	5.21	0	0	0	12	19.0	21	3	11	17

BALLPARK BREAKDOWN

FIELDING STATISTICS

	ERA	W	L	S	G	IP	H	HR	ER	SO
Fenway Park	0.00	0	0	0	1	1.0	1	0	0	0
Comiskey Park	0.00	0	0	0	1	1.0	1	0	0	0
Jacobs Field	9.58	0	0	0	5	10.1	15	3	11	6
Comerica Park	0.00	0	0	0	1	4.0	4	0	0	6
Kauffman Stadium	0.00	0	0	0	1	1.0	0	0	0	2
Yankee Stadium	4.91	0	0	0	3	3.2	4	1	2	4
SkyDome	0.00	0	0	0	1	1.1	0	0	0	1

Pitcher	Year	Pct.	G	PO	A	E	TC	DP
	2001	.500	9	0	1	1	2	1
	2002	1.000	4	1	3	0	4	0
Totals		.833	13	1	4	1	6	1

Smith's Bests

Low Hit Complete Game: None
Innings Pitched, Start: 3.1, September 29, 2002 vs. Kansas City
Innings Pitched, Relief: 4.0, May 28, 2001 at Detroit
Strikeouts, Start: 2, September 29, 2002 vs. Kansas City
Strikeouts, Relief: 6, May 28, 2001 at Detroit
Longest Winning Streak: None
Longest Losing Streak: None



Bert Snow

26

Right Handed Pitcher

Ht/Wt: 6-1 / 200

Bats/Throws: Right / Right

Birthdate: March 23, 1977

Opening Day Age: 26

Birthplace/Resides: Brooksville, Florida / Brooksville, Florida

Major League Service: None

Obtained: Selected in the 10th round of the June, 1998 draft

Contract Status: First year of a one-year contract through 2003.

2002 Highlights

Began the season on the disabled list as he continued his rehab from his May 1, 2001 "Tommy John" surgery on his right elbow...was activated from the disabled list on May 25 and sent to Single-A Visalia where he made 12 appearances, including one start, and was 0-0 with five saves and a 1.00 ERA...moved up to Midland on June 27 and finished the season there, going 0-3 with eight saves and a 4.98 ERA in 24 appearances, all in relief...was a combined 0-3 with a 3.18 ERA and 13 saves in 36 games, one start...the save total ranked third in the A's farm system...struck out 54 and walked just 18 in 39.2 innings...had a strikeout to walk ratio of three to one and averaged 12.3 strikeouts per nine innings...now has 327 career strikeouts in 250.2 innings, an average of 11.7 per nine innings...held opponents to a .131 (8 for 61) batting average at Visalia and .250 (21 for 84) at Midland for a combined mark of .200...combined mark included a .172 (16 for 93) average against right handers...started against High Desert on May 26 in his first outing of the season and allowed just one hit while striking out three in 2.0 scoreless innings...did not allow a run in his first five outings (9.2 ip, 2 h, 3 bb, 13 so)...recorded his first save of the season in outing number six on June 9 against Stockton, despite allowing one run on two hits in 1.0 innings...recorded the save in each of his last four outings at Visalia (4.1 ip, 1 h, 3 bb, 3 so) before being promoted to Midland on June 27...held the opposition to a .083 (1 for 12) mark with runners in scoring position at Visalia and right handers were just 3 for 38 (.079)...did not allow a run in his first four outings with the Rockhounds (4.2 ip), but then allowed seven in his next six outings (5.0 ip)...had a 6.30 ERA (7 er in 10.0 ip) in 10 July outings...finished the year by posting a 4.35 ERA (5 er in 10.1 ip) with six saves in 13 outings in August...opponents hit .355 (11 for 31) with runners in scoring position at Midland...made 17 relief appearances with Phoenix in the Arizona Fall League and was 1-1 with a 6.00 ERA (12 er in 18.0 ip).

Career

1998—was used mostly as a starter in his first professional season...reported to Southern Oregon after signing and was 1-3 with a 5.64 ERA in 11 games, eight starts...allowed just two home runs in 44.2 innings...was moved up to Single-A Modesto on August 20 and went 1-1 with a 3.12 ERA in two starts...combined at both levels for a 2-4 record, a 5.23 ERA and a .288 (64 for 222) opponents batting average. **1999**—pitched at three different levels in the A's farm system and was a combined 5-3 with 18 saves and a 4.30 ERA in 54 games, three starts...struck out a career high 125 in 88.0 innings (12.8 per nine innings) and allowed a .218 (72 for 330) opponents batting average...including .205 (43 for 210) against right handers...was second in the A's organization in strikeouts and tied for second in saves...began the year at Single-A Visalia where he went 3-2 with five saves and a 5.15 ERA in 31 games, three starts...struck out 90 in just 64.2 innings and was promoted to Double-A Midland on July 17...ended up leading the Rockhounds with 13 saves despite appearing in just 21 games...was moved up to Sacramento on September 4 and had a win in two games while posting a 3.86 ERA...made eight post-season appearances with the Triple-A World Series Champion River Cats and was 1-0 with a save and a 3.27 ERA (4 er in 11.0 ip)...allowed a .187 (23 for 123) average with runners in scoring position during the regular season. **2000**—led the A's organization and the Texas League with a career high 27 saves while pitching for Double-A Midland...tied for the Texas League lead with 59 appearances...was 1-7 with a 3.59 ERA and struck out 98 batters in 67.2 innings (13.0 per nine innings)...finished second on the Midland pitching staff in strikeouts and allowed a .231 (58 for 251) opponents batting average...began the season at Triple-A Sacramento and posted a 4.50 ERA in three relief appearances before he was transferred to Midland on April 12...went 10 consecutive outings without allowing an earned run in May (13.1 innings), recording his first win of the season and six saves in the process...went nine consecutive games without allowing a run from July 14 to August 1 (10.2 ip)...recorded the save in 10 consecutive outings from August 7 to 27, which included a nine-game scoreless streak (9.1 ip)...earned Texas League Player of the Week honors for the week of August 14-20...finished August with 11 saves in 13 appearances...combined at both Sacramento and Midland for a 1-7 record, 27 saves and a 3.62 ERA (28 er in 69.2 ip) in 62 relief appearances...opponents hit .229 (59 for 258), including .198 (16 for 81) by left handers...allowed a .192 (19 for 99) average with runners in scoring position. **2001**—missed the entire season as he had "Tommy John" surgery on his right elbow...was with the A's during spring training and appeared in one game before he was optioned to Triple-A Sacramento on March 12...began the season on the Sacramento disabled list with a right elbow strain...on May 1 in Birmingham, Ala., Dr. James Andrews performed ulnar collateral ligament surgery on his right elbow

Personal/Miscellaneous

Robert Bruce Snow was signed by John Poloni...graduated from Hernando High School (Brooksville, Fla.) in 1995...attended Vanderbilt University.

LIFETIME PITCHING RECORD

Year	Club	W	L	ERA	G	GS	CG	SHO	SV	IP	H	R	ER	HR	HB	BB	IBB	SO	WP	BK
1998	Southern Oregon	1	3	5.64	11	8	0	0	0	44.2	52	38	28	2	6	18	1	35	5	1
	Modesto	1	1	3.12	2	2	0	0	0	8.2	12	8	3	1	1	6	0	12	1	0
1999	Visalia	3	2	5.15	31	3	0	0	5	64.2	55	43	37	4	4	40	3	90	10	1
	Midland	1	1	1.71	21	0	0	0	13	21.0	14	4	3	0	9	3	32	1	0	
	Vancouver	1	0	3.86	2	0	0	0	0	2.1	3	1	1	0	0	1	0	3	0	0
2000	Midland	1	7	3.59	59	0	0	0	27	67.2	58	33	27	6	2	36	6	98	12	0
	Sacramento	0	0	4.50	3	0	0	0	0	2.0	1	1	1	0	0	3	0	3	0	0
2001										(Injured — did not pitch)										
2002	Visalia	0	0	1.00	12	1	0	0	5	18.0	8	2	2	1	0	7	0	25	4	1
	Midland	0	3	4.98	24	0	0	0	8	21.2	21	12	12	1	1	11	2	29	2	0

CAREER TRANSACTIONS

1998—Selected by the Oakland Athletics organization in the 10th round of the free agent draft, June 2.



Miguel Tejada

4

Shortstop

Ht/Wt: 5-9 / 200

Birthdate: May 25, 1976

Birthplace/Resides: Bani, Dominican Republic / Santo Domingo, Dom. Rep.

Major League Service: 5 years, 33 days

Obtained: Signed as a non-drafted free agent, July 17, 1993.

Contract Status: Fourth year of a four-year contract through 2003.

2002 Highlights

Was named American League Most Valuable Player by the Baseball Writers Association of America following his finest season to date...became the seventh Oakland player to win the award joining Vida Blue (1971), Reggie Jackson (1973), Jose Canseco (1988), Rickey Henderson (1990), Dennis Eckersley (1992) and Jason Giambi (2000)...was also one of two A's named to the A.L. All-Star team...established career highs in batting (.308), at bats (662), runs (108), hits (204), home runs (34), RBI (131), total bases (336), on-base percentage (.354) and slugging (.508)...ranked ninth in the A.L. in batting, tied for seventh in home runs and third in RBI...tied for third in hits as he became the first Athletic in 65 years to collect 200 hits in a season (Wally Moses, 208 with Philadelphia in 1937)...the 204 hits broke Jose Canseco's Oakland record of 187 in 1988 and tied for the ninth best single season total in Athletics franchise history...broke his own franchise records for home runs and RBI by a shortstop, topping his 31 home runs in 2001 and his 115 RBI from 2000...his home run and RBI total ranked second among major league shortstops to Alex Rodriguez (57 HR, 142 RBI) and his .309 batting average in games as a shortstop was second only to Garciaparra (.312)...joins Alex Rodriguez (six times) and Ernie Banks (four times) as the only shortstops in major league history with three or more 30 home run seasons...now has 129 career home runs, an Athletics franchise record for a shortstop...ranks ninth on the Oakland career home run list...68 of his home runs have come in Oakland which ranks seventh on the Network Associates Coliseum career home run list...his 131 RBI were the second best single season total in Oakland history to Jason Giambi's record of 137 in 2000...now has three straight 30 homer seasons, three straight 100 RBI seasons and scored 108 runs to give him three straight seasons with 100 or more runs...is one of six players in Athletics history with 30 home runs in three straight seasons (Canseco, Foxx, Giambi, Kingman, McGwire), one of eight with 100 RBI in three consecutive seasons (Baker, Canseco, Foxx, Giambi, Johnson, Simmons, Zernial) and one of eight with 100 runs in three straight seasons (Bishop, Collins, Foxx, Giambi, Henderson, Johnson, Simmons)...his .308 batting average tied for the eighth best single season total in Oakland history...was fifth in the A.L. in total bases (336), the fourth best single season total in Oakland history...finished second in the A.L. with 662 at bats, breaking the Oakland record of 644 set by Johnny Damon in 2001...those were second most at bats in Athletics history to Al Simmons record 670 in 1932...tied for second in the A.L. with 32 go-ahead RBI and had three "walk-off" hits, all in September...batted .265 (86 for 325) with 18 home runs and 50 RBI with two strikes...led the A.L. in two strike hits, ranked tied for second in RBI and was third in batting and home runs...his 86 two-strike hits tied for the sixth best single season total in baseball since 1988...ranked third in the A.L. with a .375 average with runners in scoring position, the best such mark by an Athletic since Rickey Henderson hit .419 in 1995...also ranked among the A.L. leaders in grounded into double plays (t-2nd, 21), average with RISP and two outs (4th, .373), road batting average (5th, .336), multiple hit games (t-6th, 57), hit by pitches (t-9th, 11) and runs scored (10th, 108)...was 9 for 22 (.409) with the bases loaded and now has a .319 (30 for 94) career average with the bases loaded...led the A's in batting, at bats, runs, hits, total bases, RBI and hit by pitches and tied for the team lead in home runs...played in all 162 games for the second consecutive season and now has a consecutive games played streak of 432 which is an Oakland record and the longest active streak in baseball...played in all but nine innings over the first 159 games and then missed 17 innings over the final three games after the A's clinched the West...has now missed a total of 58 innings over the last two seasons...since joining the A's for good on May 30, 1998, he has started 740 of the A's 758 games at shortstop and has missed just 10 games...has now played 773 games at shortstop, second most in Oakland history to Bert Campaneris (1272)...was batting .294 with 15 HR and 59

**MOST RBI, SEASON,
ATHLETICS SHORTSTOP**

131	Miguel Tejada, 2002
115	Miguel Tejada, 2000
113	Miguel Tejada, 2001
95	Eric McNair, 1932
85	Jack Barry, 1913
84	Miguel Tejada, 1999

RBI in 88 games before the break but improved upon all those numbers in the second half, hitting .325 with 19 home runs and 72 RBI in 74 games...led the majors in RBI after the break...split his playing time between the fifth and sixth spot in the batting order over the first 42 games...moved to the three spot on May 19 at Toronto and started 119 of the A's last 120 games there, hitting .314 (155 for 493) with 28 home runs and 108 RBI...19 of his 34 home runs came with men on base (12 two-run, seven three-run) and 69 of his 129 career home runs have come with men on base (42 two-run, 22 three-run, 5 slams)...13 of his home runs gave the A's the lead and four tied the

game...the A's were 24-8 in games in which he homered and are 94-27 (.777) in his career when he homers...committed 19 errors which tied for second most among A.L. shortstops but was the lowest total of his five full seasons in the majors...had a career high .975 fielding percentage but that ranked fourth lowest among A.L. shortstops...led A.L. shortstops in assists (504) and total chances (752) and was third in double plays (106)...broke his own Athletics record for assists by a shortstop, topping his 501 from 2000...had a 15-game hitting streak from April 17 to May 3 (22 for 61, .361), his first of four hitting streaks of 10 or more games in 2002...hit safely in 13 straight from May 21 to June 3 (22 for 61, .361), 11 straight from June 26 to July 6 (13 for 44, .295) and 24 straight from July 11 to August 4 (34 for 102, .333)...the 24-game streak was a career high, the longest ever by an Athletics shortstop, the longest in the A.L. in 2002 and the second longest in Oakland history, one short of Jason Giambi's 25 in 1997...joins Giambi as the only Oakland hitters with two hitting streaks of 15 or more games in the same season (Giambi had 17 and 16 in 1998)...hit safely in 35 of 36 games from June 26 to August 4 and hit safely in 130 games for the season...went consecutive games without a hit just four times all year, including a season high three straight games from April 13-16...hit his 100th career home run on April 25 against New York and homered in all three games of the Yankee series, April 23-25...equaled his career high with four hits on May 31 at Tampa Bay and September 26 at Seattle...has five career four-hit games, two against Seattle...broke Alfredo Griffin's Oakland record of 347 consecutive games played on June 27 at Seattle...committed a career high tying three errors on June 28 against San Francisco (also June 19, 1998 at Seattle)...finished June with 29 RBI which led the majors and was the second best one month total of his career (34 in August, 1999)...became the first A's shortstop to be named to the American League All-Star team since Bert Campaneris in 1975...went 1 for 2 with a run scored and played innings five through eight at shortstop in the Mid-Summer Classic...drove in at least one run in 13 of the A's first 14 games after the break, collecting seven home runs and 18 RBI over that span...then had an A's season high six RBI on July 28 at Texas, the second best one-game total of his career...had eight RBI on June 30, 2001 at Texas...hit his 117th career home run on July 24 at Anaheim, breaking Eddie Joost's Athletics franchise record for shortstops...hit .322 in August, his best one month batting average of the season...had his first two homer game of the season on Sep-

2002 AMERICAN LEAGUE MVP VOTING

Player/Club	1st	2nd	3rd	4th	5th	6th	7th	8th	9th	10th	Points
Miguel Tejada, OAK	21	6	1								356
Alex Rodriguez, TEX	5	7	11	4		1					254
Alfonso Soriano, NY	2	11	9	4	1					1	234
Garret Anderson, ANA		4	5	7	7	1	2		2		184
Jason Giambi, NY			2	8	10	4	1	1		1	162
Torii Hunter, MIN				5	5	8	1	5	4		132
Jim Thome, CLE					2	3	3	8	1	4	69
Magglio Ordonez, CWS					1	4	5	3		4	59
Manny Ramirez, BOS						2	5	1	2	2	39
Bernie Williams, NY					1		3	2	3	2	32
David Eckstein, ANA					1		1	1	4	2	24
Nomar Garciaparra, BOS						2	1	1	2	3	24
Barry Zito, OAK						1	2	1	2	2	22
Eric Chavez, OAK								2	3	2	14
Troy Percival, ANA						1	1	1			12
Eddie Guardado, MIN							2	1		1	12
Ichiro Suzuki, SEA								1	3	1	10
Billy Koch, OAK							2				8
Derek Lowe, BOS									1	1	3
Pedro Martinez, BOS										1	1
Mike Sweeney, KC										1	1

tember 1 against Minnesota...his second home run of the game was a three-run "walk-off" blast in the bottom of the ninth, giving the A's a 7-5 victory and extending their winning streak to 18 games...added the game-ending single the next day against the Twins and had his third "walk-off" hit of the season on September 16 against Anaheim, a RBI single...reached the 200 hit plateau in dramatic fashion as he stepped to the plate with the A's trailing 2-1 with one out in the ninth inning on September 26 at Seattle and hit his 32nd home run of the season, establishing a new career high and tying the game...the A's would go on to win the game in 10 innings and clinch the A.L. West...homered twice at Texas on September 28, his sixth career multi-homer game, his second against the Rangers...now has 13 career home runs against the Rangers, equaling his most against any team (Anaheim and Toronto)...his 61 RBI against Texas are his most against any club...

posted his best batting averages against Minnesota (.412), Detroit (.407) and New York (.395)...his .303 career batting average against the Twins is his best against any A.L. team...was 3 for 21 with a home run and four RBI in five post-season games against Minnesota...has started all 15 games at shortstop in post-season play for the A's over the last three years...appeared in five games for Aguilas in the Dominican Winter League and was 5 for 21 (.238) with two home runs and five RBI.

ATHLETICS SHORTSTOP HOME RUN LEADERS

SINGLE SEASON

34	Tejada, 2002
31	Tejada, 2001
30	Tejada, 2000
23	Joost, 1949
22	Campaneris, 1970

CAREER

129	Tejada
116	Joost
68	Campaneris
47	DeMaestri
43	McNair

Career

1993—signed with the A's as a non-drafted free agent on July 17 at the age of 17 but did not play.

1994—played for the A's affiliate in the Dominican Summer League and batted .294...tied for the league lead with 18 home runs and led the A's with 62 RBI. **1995**—spent his first season in the United States at Southern Oregon and was the shortstop on the Northwest League All-Star team...tied for the league lead in triples (5), tied for second in games (74), was third in extra base hits (28), tied for third in RBI (44) and at bats (269), tied for fourth in total bases (115) and ranked fifth in runs (45) and walks (41)...also led all league shortstops in games (72), total chances (369), putouts (129) and assists (214)...led Southern Oregon in games, at bats, runs, hits (66), total bases, doubles (15), triples, home runs (8), RBI, walks and stolen bases (19).

1996—was named to *Baseball America's* Class-A All-Star team, the California League Post-Season All-Star team and the Howe Sports-data All-Star team and All-Teenager team...was also named as the top prospect and most exciting player in the California League by *Baseball America*...batted .279 and was third in the A's farm system with 20 home runs...was batting .262 entering play on April 28 when he started a 15-game hitting streak (23 for 61, .377) that upped his average to the .310 mark...homered four times in three games, May 18-21, including a season high two homers and five RBI on May 21 at Rancho Cucamonga...was batting .291 with 18 HR and 65 RBI on July 19 when he broke his left thumb...placed on the disabled list the next day and did not return until August 10.

1997—made his major league debut at the age of 21...spent most of the campaign at Double-A Huntsville and was named to the Southern League Post-Season All-Star team after batting .275 with 22 HR and 97 RBI...was also named to the Howe Sports-Data and *USA Today* All-Prospect Team...called up to Oakland on August 27 and went 0 for 5 in a start at shortstop that night against New York...picked up his first major league hit on the 28th with a third inning triple off Hideo Nomo in Los Angeles and belted his first home run on the 29th off the Dodgers Scott Radinsky...the home run tied the game and he also had the go-ahead RBI single in the 10th inning of that game before Los Angeles scored two in the bottom of the 10th for the win...started each of the A's first 24 games at shortstop after his recall but appeared in just two of the final six games...

went 17 for 63 (.270) with 2 HR and 9 RBI over his first 15 games but then went 3 for his last 36 (.083), including a 0 for 22 skid, to finish the year at .202...did hit .318 (7 for 22) with runners in scoring position...with Huntsville, he appeared in 128 games, all at shortstop...was third on the club in home runs and stolen bases (15) and fourth in RBI and hits (138)...had a 13-game hitting streak in April. **1998**—was one of four rookies to start at least 100 games for the A's in 1998...rated as the 10th best prospect in baseball by *Baseball America* entering the season...recalled from Huntsville on May 30 and started 104 of the A's final 111 games at shortstop...tied for fifth among American League rookies in home runs (11) and doubles (20) and also ranked fourth in extra base hits (32) and fifth in runs scored (53)...opened the season on the disabled list as he fractured his right middle finger on March 21...was on a rehab assignment at Huntsville when he was activated from the disabled list and optioned to Huntsville on

May 20...had a .327 batting average with two home runs and seven RBI in 15 games with the Stars when the A's called 10 days later...started each of his first 51 games at shortstop and played in all but four innings before getting his first day off on July 26...fared better on the road where he batted .261 compared to .204 in Oakland...finished the season with 26 errors which was second most among American League shortstops to Mike Caruso of the White Sox (35)...the 26 errors were the most by an A's shortstop since Alfredo Griffin committed 30 in 1985 and eight short of the Oakland record set by Bert Campaneris who made 34 errors in 1968...hit .267 for Aquilas in the Dominican Winter League. **1999**—set what was then an Oakland record for RBI by a shortstop with 84...added 21 home runs to become the second shortstop in Oakland history and third in franchise history to hit 20 home runs...he made the home runs count also as 10 gave the A's the lead...the A's were 17-2 in games in which he homered...hit a team leading .406 during spring training...hit an Oakland record tying three home runs against Los Angeles on June 11...he became just the ninth shortstop in major league history to hit three homers in a game, the first Athletic...had five RBI in that game...had a then-career best 26-game errorless streak from June 15-July 16 and finished the season with a .973 (21 errors in 784 chances) fielding percentage after fielding .951 in his rookie campaign of 1998...ranked seventh among American League shortstops in percentage but was second in assists (471) and total chances (783) and third in double plays (110)...snapped a 98 at bat homerless streak on July 30 against Tampa Bay and then hit .288 in August with 9 HR and 34 RBI...the RBI total was fourth highest ever in a month by an Oakland player...began August by homering in three straight games, including back to back four RBI games on August 2-3...was named American League Co-Player of the Week along with Wade Boggs for the week of August 2-8...tied for the A.L. lead with a .500 batting average during the week and led the league with 24 total bases, four doubles and eight walks...reached base in 10 straight plate appearances, August 28-30 and his seven consecutive hits over that span fell one short of the Oakland record...then had a 0 for 22 streak from September 3-10 to tie the longest hitless streak of his career...hit .272 at home but his .231 road batting average was second lowest in the American League...hit .197 after the sixth inning which ranked third lowest in the league...17 of his 21 home runs came off right handed pitching...hit .308 with a home run and 13 RBI in 32 games for Aquilas in the Dominican Winter League. **2000**—set what was then an Athletics franchise record for shortstops with 30 home runs and 115 RBI...broke Eddie Joost's record of 23 home runs set in 1949 and Eric McNair's record of 95 RBI in 1932...posted the 52nd 100 RBI season by a major league shortstop...ranked second among major league shortstops in 2000 to the Mariners Alex Rodriguez in home runs (41) and RBI (132)...led all American League shortstops in total chances (755) and assists (501) and ranked fourth in double plays (115)...was seventh with a .972 fielding percentage, committing 21 errors...however, had a career best 29 game errorless streak from August 28 to September 28 and made just two errors in his last 49 games...had a career high 66 walks...his average was a 24 point improvement over his .251 from 1999 which was an 18 point improvement from his .233 during his rookie season of 1998...batted .350 in the Division Series against New York...his first home run of the season was the first grand slam of his career on April 19 at Cleveland...16 of his 30 home runs came with men on base (10 two-run, four three-run, two slams)...his second home run on April 30 at Minnesota gave the A's the lead...for the season, 12 of his home runs either tied the game or put the A's ahead...A's posted a 22-7 record in games in which he homered...had his first career four-hit game on May 3 at Kansas City...had his second career multi-homer game when he homered twice against Arizona on July 8...hit his 53rd career home run on July 27 against Boston to break Bert Campaneris' Oakland career record for shortstops...final home run of the season was his second career

MAJOR LEAGUE SHORTSTOP HOME RUN BESTS

SEASON, 30 OR MORE

57	Alex Rodriguez, 2002
52	Alex Rodriguez, 2001
47	Ernie Banks, 1958
45	Ernie Banks, 1959
44	Ernie Banks, 1955
42	Alex Rodriguez, 1998
42	Alex Rodriguez, 1999
41	Ernie Banks, 1960
41	Alex Rodriguez, 2000
40	Rico Petrocelli, 1969
39	Vern Stephens, 1949
36	Alex Rodriguez, 1996
36	Rich Aurilia, 2001
35	Nomar Garciaparra, 1998
34	Miguel Tejada, 2002
34	Cal Ripken, 1991
32	Barry Larkin, 1996
31	Tony Batista, 1999
31	Miguel Tejada, 2001
30	Vern Stephens, 1950
30	Nomar Garciaparra, 1997
30	Miguel Tejada, 2000

THREE HOMER GAMES

Ernie Banks, 8/4/55
Ernie Banks, 9/14/57
Freddie Patek, 6/20/80
Barry Larkin, 6/28/91
Jeff Blauser, 7/12/92
John Valentin, 6/2/95
Cal Ripken, 5/28/96
Jose Valentin, 4/3/98
Miguel Tejada, 6/11/99
Nomar Garciaparra, 5/10/99
Kevin Elster, 4/11/00
Alex Rodriguez, 4/16/00
Miguel Tejada, 6/30/01
Nomar Garciaparra, 7/23/02
Chris Woodward, 8/7/02
Alex Rodriguez, 8/17/02

grand slam on September 30 against Texas...batted .296 against right handed pitchers with 20 of his 30 home runs compared to .220 against left handed pitchers...20 of his 30 home runs came at night...batted .325 in the number two spot and made the first two starts of his career in the clean-up spot on September 21 and 24 at Seattle...batted .300 with 18 RBI in 19 games with Aguilas in the Dominican Winter League. **2001**—broke his own Athletics record for home runs by a shortstop and fell just short of his RBI record...had 31 home runs and 113 RBI after tallying 30 home runs and 115 RBI in 2000...ranked third among major league shortstops in home runs in 2001 (Rodriguez 52, Aurilia 36) and was second in RBI (Rodriguez 135)...had a career high 11 stolen bases...played in all 162 games, starting 160 of those at shortstop...played in all but 32 innings...tied for the American League lead in games played, ranked eighth in runs (107) and was 10th in at bats (622)...was 9 for 22 (.409) with the bases loaded and connected for three grand slams...is the eighth player (ninth time) in franchise history to hit at least three grand slams in a season...15 of his 31 home runs came with men on base (7 two-run, 5 three-run and 3 slams)...A's were 23-5 in games in which he homered...batted .305 with runners in scoring position...had his most starts batting in the six spot (65) but hit just .234 batting sixth...committed 20 errors which was second most among A.L. shortstops to Minnesota's Cristian Guzman (21)...his .973 fielding percentage was fourth lowest among A.L. shortstops...ranked second in assists (256), tied for second in total chances (749) and fourth in double plays (93)...hit the 10,000th home run in Athletics history on April 14 against Texas, a solo shot in the seventh inning off Kenny Rogers...homered twice against Toronto on May 2 and then homered in each game of a three-game series at Toronto, May 8-10...that gave him a streak of six consecutive games with a home run at Sky-Dome dating back to 2000...it was the third time in his career he homered in three consecutive games...had gone homerless in 26 consecutive games (102 at bats) when he had the second three-homer game of his career on June 30 at Texas...had a grand slam in the first inning, a three-run homer in the second inning and a solo home run in the ninth inning for a career high eight RBI...is the fourth Athletic with two three-homer games (Berroa, Foxx and McGwire)...the eight RBI were the most by an A's player since Dave Kingman also had eight on April 16, 1984 at Seattle...also walked in that game against Texas, snapping a streak of 29 games and 116 plate appearances without a walk...had a career high tying 29-game errorless streak from June 22 to July 24...hit for the cycle on September 29 at Seattle...it was the fourth cycle in Oakland history, the 15th in Athletics history and the 22nd in major league history by a shortstop...became the third Athletic (Nap Lajoie and Jimmie Foxx) and sixth major leaguer (Bill Terry, Tony Lazzeri, Jay Buhner) to hit a grand slam while hitting for the cycle...hit .286 with three doubles in the ALDS against New York...including a 4 for 5 performance in Game 4...hit .269 with a home run and nine RBI for Aguilas in the Dominican Winter League.

Personal/Miscellaneous

Miguel Odalis Tejada (Martinez) was originally signed by Juan Marichal as a non-drafted free agent at the age of 17 out of the Dominican Republic...participates in the A's Amigos community program...is married, Alesandra...has two children.

LIFETIME PLAYING RECORD

Year	Club	AVG.	G	AB	R	H	2B	3B	HR	RBI	SH	SF	HP	BB	SO	SB	CS	SLG	OBP	E
1994	Dominican A's	.294	74	218	51	64	9	1	18	62	0	5	0	37	36	13	5	.592	.388	—
1995	Southern Oregon	.245	74	269	45	66	15	5	8	44	0	3	2	41	54	19	2	.428	.346	26
1996	Modesto	.279	114	458	97	128	12	5	20	72	1	7	4	51	93	27	16	.459	.352	45
1997	Huntsville	.275	128	502	85	138	20	3	22	97	1	8	7	50	99	15	11	.458	.344	36
	OAKLAND	.202	26	99	10	20	3	2	2	10	0	0	3	2	22	2	0	.333	.240	4
1998	Huntsville	.327	15	52	9	17	6	0	2	7	1	2	0	4	8	1	0	.558	.362	5
	Edmonton	.000	1	3	0	0	0	0	0	0	0	0	0	1	0	0	0	.000	.250	0
	OAKLAND	.233	105	365	53	85	20	1	11	45	4	3	7	28	86	5	6	.384	.298	26
1999	OAKLAND	.251	159	593	93	149	33	4	21	84	9	5	10	57	94	8	7	.427	.325	21
2000	OAKLAND	.275	160	607	105	167	32	1	30	115	2	2	4	66	102	6	0	.479	.349	21
2001	OAKLAND	.267	162	622	107	166	31	3	31	113	1	4	13	43	89	11	5	.476	.326	20
2002	OAKLAND	.308	162	662	108	204	30	0	34	131	0	4	11	38	84	7	2	.508	.354	19
M.L. Totals		.268	774	2948	476	791	149	11	129	498	16	18	48	234	477	39	20	.458	.330	111

CAREER TRANSACTIONS

1993 — Signed by the Oakland Athletics organization as a non-drafted free agent, July 17.

1998 — On disabled list, March 22 to May 20; included rehabilitation assignment to Edmonton, May 11, and Huntsville, May 12 to 20.

DIVISION SERIES RECORD

Year	Club/Opp.	AVG.	G	AB	R	H	2B	3B	HR	RBI	SH	SF	HP	BB	SO	SB	CS	SLG	OBP	E
2000	OAK vs. N.Y.	.350	5	20	5	7	2	0	0	1	0	0	0	2	2	1	0	.450	.409	0
2001	OAK vs. N.Y.	.286	5	21	1	6	3	0	0	1	0	1	1	0	3	0	0	.429	.304	1
2002	OAK vs. MIN	.143	5	21	3	3	1	0	1	4	0	1	0	1	7	0	0	.333	.174	1
Totals		.258	15	62	9	16	6	0	1	6	0	2	1	3	12	1	0	.403	.294	2

ALL-STAR GAME RECORD

Year	Club/Site	AVG.	G	AB	R	H	2B	3B	HR	RBI	SH	SF	HP	BB	SO	SB	CS	SLG	OBP	E
2002	A.L./Mil.	.500	1	2	1	1	0	0	0	0	0	0	0	0	0	0	0	.500	.500	0

VS. THE AMERICAN LEAGUE

2002					CAREER					
AVG.	AB	H	HR	RBI	vs. TEAM	AVG.	AB	H	HR	RBI
.235	81	19	5	16	Anaheim	.234	295	69	13	49
.375	40	15	3	7	Baltimore	.276	185	51	9	30
.263	38	10	2	6	Boston	.238	164	39	7	24
.257	35	9	0	4	Chicago	.293	147	43	5	28
.364	33	12	0	5	Cleveland	.273	176	48	2	25
.407	27	11	2	10	Detroit	.231	169	39	6	29
.250	40	10	1	2	Kansas City	.300	200	60	9	42
.412	34	14	3	6	Minnesota	.303	195	59	7	23
.395	38	15	4	11	New York	.245	159	39	7	22
—	0	0	0	0	Oakland	—	0	0	0	0
.274	73	20	3	15	Seattle	.281	288	81	9	47
.341	41	14	2	9	Tampa Bay	.270	159	43	11	29
.312	77	24	4	20	Texas	.298	285	85	13	61
.281	32	9	0	0	Toronto	.259	170	44	13	34

VS. THE NATIONAL LEAGUE

2002					CAREER					
AVG.	AB	H	HR	RBI	vs. TEAM	AVG.	AB	H	HR	RBI
—	0	0	0	0	Arizona	.279	43	12	3	5
.583	12	7	1	6	Cincinnati	.583	12	7	1	6
—	0	0	0	0	Colorado	.204	49	10	1	5
.231	13	3	2	5	Houston	.231	13	3	2	5
—	0	0	0	0	Los Angeles	.327	49	16	5	12
.300	10	3	1	4	Milwaukee	.300	10	3	1	4
.154	13	2	1	2	Pittsburgh	.154	13	2	1	2
—	0	0	0	0	San Diego	.261	46	12	2	6
.280	25	7	0	3	San Francisco	.215	121	26	2	10

MONTHLY BREAKDOWN

2002					CAREER					
AVG.	AB	H	HR	RBI	by MONTH	AVG.	AB	H	HR	RBI
.295	105	31	5	20	April	.266	372	99	12	47
.307	114	35	4	10	May	.278	439	122	21	72
.295	112	33	6	29	June	.270	519	140	19	89
.316	117	37	8	26	July	.258	503	130	25	88
.322	115	37	5	25	August	.268	548	147	23	101
.313	99	31	6	21	September	.262	530	139	27	95
—	0	0	0	0	October	.378	37	14	2	6

BATTING BREAKDOWN

2002						CAREER					
AVG.	AB	H	HR	RBI		by CATEGORY	AVG.	AB	H	HR	RBI
.280	329	92	17	64		Home	.257	1449	373	68	246
.336	333	112	17	67		Road	.279	1499	418	61	252
.324	210	68	12	55		Day	.256	1058	271	40	165
.301	452	136	22	76		Night	.275	1890	520	89	333
.298	611	182	33	126		Grass	.266	2639	703	115	451
.431	51	22	1	5		Turf	.285	309	88	14	47
.294	360	106	15	59		Pre-ASG	.268	1474	395	60	228
.325	302	98	19	72		Post-ASG	.269	1474	396	69	270
.285	137	39	9	26		vs. LHP	.254	760	193	37	120
.314	525	165	25	105		vs. RHP	.273	2188	598	92	378
.375	176	66	9	93		RISP	.293	762	223	36	351
.409	22	9	0	20		Bases Loaded	.319	94	30	5	87
.000	1	0	0	0		PH	.333	3	1	0	0
—	0	0	0	0		DH	—	0	0	0	0

BALLPARK BREAKDOWN

	AVG.	AB	H	HR	RBI
Edison Field	.188	144	27	5	20
Camden Yards	.290	93	27	5	14
Fenway Park	.259	85	22	3	13
Comiskey Park	.263	76	20	2	11
Jacobs Field	.299	97	29	2	17
Tiger Stadium	.235	34	8	2	7
Comerica Park	.279	43	12	0	8
Kauffman Stadium	.296	115	34	6	24
Metrodome	.291	110	32	3	9
Yankee Stadium	.250	80	20	3	9
Network Associates Coliseum	.257	1449	373	68	246
Kingdome	.314	35	11	0	5
Safeco Field	.291	110	32	5	25
Tropicana Field	.268	82	22	2	9
Ballpark in Arlington	.338	139	47	8	36
SkyDome	.280	82	23	9	24
Bank One Ballpark	.368	19	7	1	2
Cinergy Field	.583	12	7	1	6
Coors Field	.231	26	6	1	4
Dodger Stadium	.346	26	9	1	5
PNC Park	.154	13	2	1	2
Qualcomm Stadium	.292	24	7	0	0
3Com Park	.286	21	6	0	0
Pacific Bell Park	.242	33	8	1	2

FIELDING STATISTICS

	Shortstop										
	YEAR	PCT.	G	PO	A	E	TC	DP			
1997	.968	26	54	68	4	126	18				
1998	.951	104	173	327	26	526	75				
1999	.973	159	292	471	21	784	110				
2000	.972	160	233	501	21	755	115				
2001	.973	162	256	473	20	749	93				
2002	.975	162	229	504	19	752	106				
Totals	.970	773	1237	2344	111	3692	517				

Tejada's Bests

Hits: 4 (five times), September 26, 2002 at Seattle; May 31, 2002 at Tampa Bay; September 29, 2001 at Seattle; June 30, 2001 at Texas; May 3, 2000 at Kansas City

Home Runs: 3 (twice), June 30, 2001 at Texas; June 11, 1999 vs. Los Angeles; 2 (four times), September 28, 2002 at Texas; September 1, 2002 vs. Minnesota; May 2, 2001 vs. Toronto; July 8, 2000 vs. Arizona

Runs Batted In: 8, June 30, 2001 at Texas; 6, July 28, 2002 at Texas; 5 (four times), September 1, 2002 vs. Minnesota; September 30, 2000 vs. Texas; April 19, 2000 at Cleveland; June 11, 1999 vs. Los Angeles

Hitting Streak: 24, July 11 to August 4, 2002; 15, April 17 to May 3, 2002

Career Grand Slams: 5, September 29, 2001 at Seattle; June 30, 2001 at Texas; April 3, 2001 at Seattle; September 30, 2000 vs. Texas; April 19, 2000 at Cleveland



Joe Valentine

28

Right Handed Pitcher

Ht/Wt: 6-2 / 195

Bats/Throws: Right / Right

Birthdate: December 24, 1979 Opening Day Age: 23

Birthplace/Resides: Las Vegas, Nevada / Pensacola, Florida

Major League Service: None

Obtained: Acquired from the Chicago White Sox with Keith Foulke, Mark Johnson and cash considerations for Billy Koch and minor leaguers Neal Cotts and Daylan Holt, December 3, 2002
Contract Status: First year of a one-year contract through 2003.

2002 Highlights

Rated by *Baseball America* as a First-Team All-Star and the No. 16 Prospect in the Southern League... was also named to the TOPPS Double-A All-Star squad... spent his first season at Double-A Birmingham... tied the SL record for the most saves in a single-season (36) set by Sox farmhand Edwin Almonte in 2001... led all minor league pitchers in saves... earned the Rolands Minor League Relief Pitcher of the Year Award... converted his last 24 save chances from June 8-September 10, including three postseason outings... was a SL mid, postseason and Double-A All-Star selection... was one of five minor-leaguers with 10 or more saves in July (11)... yielded one home run in 59.1 innings, an average of 0.15 per nine innings... did not allow a hit in 32 of his 55 appearances... earned SL Pitcher of the Week honors for August 9-15... opponents hit .173 (36 for 208) overall, right-handers .149 and lefties .216... compiled scoreless streaks of 7.2, 8.0 and 8.1 innings... made three relief appearances for the Peoria Javelinas in the Arizona Fall League (3.0 ip, 8 h, 3 r, 3 er, 2 bb, 2 so).

Career

1999—went 0-0 with a 5.57 ERA in stops at Rookie Tucson and Bristol. **2000**—tied for fifth in the Appalachian League in saves (7) and games finished (16) at Advanced Rookie Bristol... the seven saves tied for eighth in the organization... opponents hit .163 (14 for 86)... averaged 10.8 strikeouts (30 so) per nine innings... converted five consecutive save opportunities from August 17-27. **2001**—tossed 33.1 consecutive scoreless innings between Single-A Kannapolis and Single-A Winston-Salem, the longest scoreless streak in the minor leagues... posted the second-best average against (.152) and the third-best average hits per nine innings (4.6) among relievers in the minor leagues... finished tied for eighth among Single-A pitchers in appearances (57)... right-handers hit .139 (23 for 165); lefties .176 (16 for 91)... averaged 9.9 strikeouts per nine innings (83 so in 75.1 ip)... opponents hit .109 (14 for 129) overall with runners on base... was named the South Atlantic League Rolands Relief Man for April after posting seven saves in 11 appearances at Kannapolis... earned midseason All-Star honors... finished 10th in the SAL Rolands standings despite being promoted to Winston-Salem at the end of the first half.

Personal/Miscellaneous

Joseph John Valentine was originally signed by Chicago White Sox scouts George Bradley and Warren Hughes... played collegiate baseball at Jefferson Davis... was named to the NJCAA All-Region XXII team... went 8-1 with a 2.56 ERA and seven saves.

LIFETIME PITCHING RECORD

Year	Club	W	L	ERA	G	GS	CG	SHO	SV	IP	H	R	ER	HR	HB	BB	IBB	SO	WP	BK
1999	Arizona White Sox	0	0	0.00	3	0	0	0	0	4.1	2	0	0	0	0	1	0	2	0	0
	Bristol	0	0	7.02	11	0	0	0	0	16.2	27	17	13	2	3	9	0	14	1	1
2000	Bristol	2	1	2.88	19	0	0	0	7	25.0	14	10	8	1	2	12	1	30	9	0
2001	Kannapolis	2	2	2.93	30	0	0	0	14	30.2	21	10	10	0	3	10	1	33	1	1
	Winston-Salem	5	1	1.01	27	0	0	0	8	44.2	18	7	5	0	1	27	3	50	2	0
2002	Birmingham	4	1	1.97	55	0	0	0	36	59.1	36	16	13	1	1	30	3	63	6	0

CAREER TRANSACTIONS

1999— Selected by the Chicago White Sox organization in the 26th round of the free agent draft, June 2.

2001— Selected by the Montreal Expos in the Rule 5 draft, December 13. Traded to the Detroit Tigers for cash considerations, December 13.

2002— Returned to the Chicago organization, April 5. Traded to the Oakland Athletics with pitcher Keith Foulke, catcher Mark Johnson and cash considerations for pitcher Billy Koch and two players to be named later (pitcher Neal Cotts and outfielder Daylan Holt on December 16), December 3.



Ed Yarnall

68

Left Handed Pitcher

Ht/Wt: 6-3 / 235

Bats/Throws: Left / Left

Birthdate: December 4, 1975

Opening Day Age: 28

Birthplace/Resides: Lima, Pennsylvania / Baton Rouge, Louisiana

Major League Service: 48 days

Obtained: Signed as a free agent, January 17, 2003

Contract Status: First year of a one-year contract through 2003.

2002 Highlights

Spent his second consecutive season playing in Japan for the Orix Blue Wave of the Pacific League...was 6-13 with a 3.61 ERA in 25 games, all starts...ranked 10th in the PL in ERA...issued 62 walks in 164.1 innings, second most in the PL...the 13 losses were a professional high as were his innings pitched, runs (70) and earned runs (66)...equaled his best in games started and home runs (13).

Career

1997— combined to go 8-11 with a 3.03 ERA in 24 starts at Single-A St. Lucie, Double-A Binghamton and Triple-A Norfolk in his first professional season...at St. Lucie he led Florida State League starters by averaging 9.74 strikeouts per nine innings...his 184 strikeouts was the third highest total among all Mets farmhands and his ERA tied for sixth best...began the season with 18 starts at St. Lucie, made his only start at Norfolk and then finished the season with five starts at Binghamton...was a Florida State League All-Star...named FSL Pitcher of the Week for the week of July 14-20. **1998**— combined to go 13-5 with a 3.76 ERA and two complete games in 22 starts and two relief appearances at Double-A Binghamton and Portland and Triple-A Charlotte...began the season at Binghamton and went 7-0 with a 0.39 ERA in seven starts before he joined Portland following his May 22 trade to the Marlins...won both of his starts at Portland and finished the season at Charlotte...named Eastern League Pitcher of the Week the first week of the season...was Howe SportsData's Pitcher of the Month in May...began the season with a 10-game winning streak from April 14 to June 19, tying for the longest minor league winning streak in 1998. **1999**— was named International League Most Valuable Pitcher, a Triple-A All-Star by *Baseball America* and Topps and winner of the Kevin Lawn Award as the Yankee organization's Pitcher of the Year...spent most of the season at Triple-A Columbus where he went 13-4 with a 3.47 ERA and one shutout in 23 starts...made his major league debut with five appearances, including two starts, during three stints with the Yankees (July 11 to 27, September 3 to 5 and September 11 through the end of the season)...became the first Yankees farmhand to win the IL's Pitcher of the Year Award since Sam Miltello in 1992...when he was promoted in September he led the league in wins, ERA and strikeouts in his bid to become the first IL Triple Crown winner in pitching since Rochester's Dennis Martinez in 1976...finished the season ranked first in strikeouts per nine innings (9.04), tied for first in ERA, second in victories, third in strikeouts (146) and tied for third in shutouts (1)...made his Major League debut on July 15 against Atlanta and received a no decision in the 6-2 loss (2.0 ip, 3 h, 0 r)...in the 8-3 win on September 5 at Anaheim, he made his first M.L. start and earned his first career victory (6.0 ip, 4 h, 3 r, 2 er, 6 bb, 4 so)...returned to Columbus following that game and had a no decision in one playoff start (8.0 ip, 6 h, 2 r, 2 er, 3 bb, 6 so)...came back to New York later in the month for two more relief appearances. **2000**— spent most of the season in

the Yankee organization and went 2-1 with a 4.56 ERA and one complete game in 10 starts at Triple-A Columbus...also appeared in two games, including one start, in New York and had no decisions and a 15.00 ERA...was brought up by the Yankees on April 24, faced Minnesota in relief the next day (2.0 ip, 1 bb, 1 so) and was optioned back to Columbus on April 26...recalled again on July 6 and lasted just 1.0 innings in a start that day against Baltimore (5 h, 5 r, 5 er, 2 bb, 0 so)...was optioned back to Columbus following the game...after his July 12 trade to the Reds, he finished the season by going 3-4 with a 3.86 ERA in 11 starts at Triple-A Louisville...combined to go 5-5 with a 4.15 ERA in 21 starts at the Triple-A level. **2001**—released by Cincinnati on April 2 so he could sign with Orix of the Japanese Leagues...went 4-3 with a 3.93 ERA in 15 games, 14 starts, for the Blue Wave...struck out 82 batters in 73.1 innings, an average of 10.06 strikeouts per nine innings.

Personal/Miscellaneous

Harvey Edward Yarnall was originally signed by New York Mets scout Bob Rossi...graduated from St. Thomas Aquinas High School in Ft. Lauderdale in 1993...attended Louisiana State University and was a member of the 1996 National Championship team.

LIFETIME PITCHING RECORD

Year	Club	W	L	ERA	G	GS	CG	SHO	SV	IP	H	R	ER	HR	HB	BB	IBB	SO	WP	BK
1997	St. Lucie	5	8	2.48	18	18	2	0	0	105.1	93	33	29	5	2	30	0	114	2	4
	Norfolk	0	1	14.40	1	1	0	0	0	5.0	11	8	8	1	0	7	2	2	0	0
	Binghamton	3	2	3.06	5	5	0	0	0	32.1	20	11	11	2	0	11	0	32	0	0
1998	Binghamton	7	0	0.39	7	7	0	0	0	46.2	20	5	2	0	1	17	0	52	1	1
	Portland	2	0	2.93	2	2	0	0	0	15.1	9	5	5	2	1	4	0	15	1	0
	Charlotte	4	5	6.20	15	13	2	0	0	69.2	79	60	48	11	3	39	4	47	2	1
1999	Columbus	13	4	3.47	23	23	1	1	0	145.1	136	61	56	5	3	57	0	146	2	1
	NEW YORK	1	0	3.71	5	2	0	0	0	17.0	17	8	7	1	0	10	0	13	0	0
2000	Columbus	2	1	4.56	10	10	1	0	0	49.1	43	27	25	4	4	26	1	34	2	0
	NEW YORK	0	0	15.00	2	1	0	0	0	3.0	5	5	5	1	1	3	0	1	0	0
	Louisville	3	4	3.88	11	11	0	0	0	67.2	72	32	29	7	2	34	0	59	2	0
2001	Orix (Japan)	4	3	3.93	15	14	1	0	0	73.1	52	35	32	7	3	47	-	82	-	-
2002	Orix (Japan)	6	13	3.61	25	25	1	1	0	164.1	149	70	66	13	10	62	-	120	-	-
M.L. Totals		1	0	5.40	7	3	0	0	0	20.0	22	13	12	2	1	13	0	14	0	0

CAREER TRANSACTIONS

- 1996** — Selected by the New York Mets organization in the 3rd round of the free-agent draft, June 4.
1998 — Traded with outfielder Preston Wilson and pitcher Geoff Goetz to the Florida Marlins for catcher Mike Piazza, May 22.
1999 — Traded with pitchers Mark Johnson and Todd Noel to the New York Yankees for third baseman Mike Lowell, February 1.
2000 — Traded with third baseman Drew Henson, outfielder Jackson Melian and pitcher Brian Reith to the Cincinnati Reds for pitcher Denny Neagle and outfielder Mike Frank, July 12.
2001 — Released, April 2; signed with Orix of the Japanese Leagues.
2003 — Signed by the Oakland Athletics, January 17.

VS. THE AMERICAN LEAGUE

2002 ERA	W	L	SV	G	IP	H	HR	ER	SO	CAREER vs. TEAM										
										ERA	W	L	SV	G	IP	H	HR	ER	SO	
—	0	0	0	0	0.0	0	0	0	0	Anaheim	3.00	1	0	0	1	6.0	4	0	2	4
—	0	0	0	0	0.0	0	0	0	0	Baltimore	16.88	0	0	0	2	5.1	12	2	10	2
—	0	0	0	0	0.0	0	0	0	0	Cleveland	0.00	0	0	0	2	4.2	3	0	0	6
—	0	0	0	0	0.0	0	0	0	0	Minnesota	0.00	0	0	0	1	2.0	0	0	0	1

VS. THE NATIONAL LEAGUE

2002 ERA	W	L	SV	G	IP	H	HR	ER	SO	CAREER vs. TEAM										
										ERA	W	L	SV	G	IP	H	HR	ER	SO	
—	0	0	0	0	0.0	0	0	0	0	Atlanta	0.00	0	0	0	1	2.0	3	0	0	1

MONTHLY BREAKDOWN

2002										CAREER										
ERA	W	L	SV	G	IP	H	HR	ER	SO	vs. TEAM	ERA	W	L	SV	G	IP	H	HR	ER	SO
—	0	0	0	0	0.0	0	0	0	0	April	0.00	0	0	0	1	2.0	0	0	0	1
—	0	0	0	0	0.0	0	0	0	0	July	9.00	0	0	0	3	5.0	10	1	5	4
—	0	0	0	0	0.0	0	0	0	0	September	4.85	1	0	0	3	13.0	12	1	7	9

PITCHING BREAKDOWN

2002										CAREER										
ERA	W	L	SV	G	IP	H	HR	ER	SO	vs. TEAM	ERA	W	L	SV	G	IP	H	HR	ER	SO
—	0	0	0	0	0.0	0	0	0	0	Home	6.43	0	0	0	4	7.0	5	0	5	4
—	0	0	0	0	0.0	0	0	0	0	Road	4.85	1	0	0	3	13.0	17	2	7	10
—	0	0	0	0	0.0	0	0	0	0	Day	7.94	0	0	0	3	5.2	7	0	5	10
—	0	0	0	0	0.0	0	0	0	0	Night	4.40	1	0	0	4	14.1	15	2	7	4
—	0	0	0	0	0.0	0	0	0	0	Grass	5.40	1	0	0	7	20.0	22	2	12	14
—	0	0	0	0	0.0	0	0	0	0	Turf	—	0	0	0	0	0.0	0	0	0	0
—	0	0	0	0	0.0	0	0	0	0	Pre-ASG	15.00	0	0	0	2	3.0	5	1	5	1
—	0	0	0	0	0.0	0	0	0	0	Post-ASG	3.71	1	0	0	5	17.0	17	1	7	13
—	0	0	0	0	0.0	0	0	0	0	Starter	9.53	1	0	0	3	11.1	16	2	12	6
—	0	0	0	0	0.0	0	0	0	0	Reliever	0.00	0	0	0	4	8.2	6	0	0	8

BALLPARK BREAKDOWN

	ERA	W	LSV	G	IP	H	HR	ER	SO
Edison Field	3.00	1	0	0	1	6.0	4	0	2
Camden Yards	10.38	0	0	0	1	4.1	7	1	5
Jacobs Field	0.00	0	0	0	1	2.2	1	0	0
Yankee Stadium	6.43	0	0	0	4	7.0	10	1	5

Yarnall's Bests

Low Hit Complete Game: None
Innings Pitched, Start: 6.0, September 5, 1999 at Anaheim
Innings Pitched, Relief: 2.2, September 19, 1999 at Cleveland
Strikeouts, Start: 4, September 5, 1999 at Anaheim
Strikeouts, Relief: 3 (twice), last time: September 19, 1999 at Cleveland
Longest Winning Streak: 1, September 5, 1999 to present
Longest Losing Streak: None

FIELDING STATISTICS

Pitcher	YEAR	PCT.	G	PO	A	E	TC	DP
	1999	1.000	5	1	4	0	5	0
	2000	—	2	0	0	0	0	0
Totals		1.000	7	1	4	0	5	0



Barry Zito

75

Left Handed Pitcher

Ht/Wt: 6-4 / 215 **Bats/Throws:** Left / Left

Birthdate: May 13, 1978 **Opening Day Age:** 24

Birthplace/Resides: Las Vegas, Nevada / Van Nuys, California

Major League Service: 2 year, 72 days

Obtained: Selected in the 1st round (ninth selection overall) of the June, 1999 draft

Contract Status: Second year of a four-year contract through 2005 with a club option for 2006.

2002 Highlights

Was named the American League Cy Young Award winner by the Baseball Writers Association of America...is the fifth Athletic to win the award, the first since Dennis Eckersley in 1992...won the award at the age of 24 to become the youngest Cy Young Award winner since Roger Clemens in 1986, also at

LONGEST OAKLAND WINNING STREAKS

13	Jim Hunter, June 2-September 5, 1973
10	Bob Welch, May 11-June 30, 1990
10	Storm Davis, July 8-September 5, 1988
10	Vida Blue, April 9-May 23, 1971
9	Barry Zito, May 5-June 22, 2002
9	Barry Zito, August 20-October 7, 2001
9	Tim Hudson, April 25-July 2, 2000
9	T.J. Mathews, June 27, 1998-May 15, 1999
9	Mike Moore, Sept. 5, 1991-April 28, 1992
9	Dave Stewart, Sept. 19, 1988-May 5, 1989
9	Rick Langford, July 5-August 15, 1980
9	Paul Lindblad, April 11-September 6, 1975
9	Chuck Dobson, May 12-July 20, 1971

the age of 24...was also named American League Pitcher of the Year by *The Sporting News* and was named as the left handed pitcher on TSN's post-season All-Star team...became the A's third different 20-game winner in the last three seasons as he won a career high 23 games...had just five losses for an .821 winning percentage which set an Oakland record...broke the mark of .818 (27-6) established by Bob Welch in 1990...is now 47-17 in his career for a .734 winning percentage...that is the best mark in major league history since 1900 among pitchers with 50 or more decisions...only Randy Johnson had more wins in the majors in 2002 (24) than Zito's 23...the wins were the fourth best single season total in Oakland history

and were the most by an Athletic since Bob Welch won 27 in 1990...it was the 17th 20-win season in Oakland history and he is the ninth different 20-game winner in Oakland history (Blue, Holtzman, Hudson, Hunter, Mulder, Norris, Stewart, Welch)...his win total was the best by an A.L. left hander since Frank Viola won 24 for Minnesota in 1988 and in Oakland left handed history, only Vida Blue has more wins (24 in 1971)...now has 40 wins over the last two seasons which ties teammate Mark Mulder for the most among A.L. pitchers over that span...one of two A's All-Stars, he also had career highs in innings (229.1) and tied his career best in games started (35)...led the A.L. in games started (35) and opponents average with runners in scoring position (.185), was second in winning percentage (.821), third in ERA (2.75) and run support (6.79), tied for third in strikeouts (182), fourth in opponents batting average (.218) and pitches per start (105.4), fifth in innings pitched (229.1), pickoffs (5) and opponents slugging percentage (.340), tied for fifth in most walks (78) and tied for seventh in opponents on-base percentage (.289)...his ERA was the lowest by an A's pitcher with 162 or more innings since Dave Stewart had a 2.56 ERA in 1990...now has a 3.04 career ERA which ranks ninth on the Oakland career list...his 182 strikeouts were the eighth best single season total in Oakland history...was 13-1 with a 3.09 ERA (38 er in 110.2 ip) in his 17 starting assignments following an A's loss in 2002 and is 23-6 with a 3.42 ERA (87 er in 229.0 ip) in 36 career starting assignments following an A's loss...was 11-3 with a 3.49 ERA and .231 opponents batting average in 19 starts before the All-Star Break but then went 12-2 with a 1.92 ERA (23 er in 108.0) and .203 (78 for 385) opponents batting average in 16 starts after the break...led the A.L. in wins after the break, ranked second in ERA (Martinez, 1.61) and was third in opponents batting average (.203)...is now 30-8 with a 2.29 ERA (77 er in 303.0 ip) in 46 career starts after the break...the win total is the most in baseball over the past three years and the ERA is second best (Martinez, 1.95)...went 22-3 with a 2.39 ERA (52 er in 195.2 ip) and .210 (149 for 710) opponents batting average over his final 29 starts beginning on May 5...is 34-6 with a 2.35 ERA (83 er in 318.0 ip) and .206 (236 for 1146) opponents batting average over his last 48 regular season starts dating back to July 29, 2001...was 11-1 with a 2.56 ERA in 17 starts in Oakland and 12-4 with a 2.92 ERA in 18 starts on the road...ranked second in the A.L. in home wins and tied for second in road wins...those were the most road wins by an A's pitcher since Bob Welch had 13 in 1990...the one home loss came on August 2 against Detroit and it snapped his Oakland record 16-game home winning streak, breaking the mark of 15 set by Kenny Rogers who went 15-0 in Oakland in his two seasons with the A's from 1998-1999...posted a 2.38 ERA and allowed a .199 opponents batting average during the winning streak which lasted 24 starts from June 18, 2001 until July 18, 2002...is now 20-1 with a 2.41 ERA (53 er in 197.2 ip) and .204 (145 for 710) opponents over his last 30 starts in Oakland and is 24-6 in 43 career starts in Oakland...his opponents batting average in 2002 broke down to .275 (47 for 171) against left handers and .203 (135 for 665) against right handers...opponents were 1 for 13 (.077) with the bases loaded and he has now allowed a .132 (5 for 38) career average with the bases loaded with no grand slams...held the opponents four and five hitters to a combined .194 (36 for 186) batting average in 2002 and has a .200 (87 for 434) career mark against them...allowed a career high 24 home runs after yielding just 24 in his first two seasons...defeated every team that he faced in 2002 at least once...is 7-0 with 3.01 ERA in 11 career starts against Texas and 4-0 with a 0.90 ERA in four career starts against Tampa Bay...tossed at least six innings in 30 of his 35 starts, allowed two runs or fewer 20 times and two walks or fewer 21 times...the A's were 5-2 in his no decisions and he left with the lead in five of those no decisions...the A's were 28-7 in his starting assignments and are 61-23 (.726) in his starting assignments for his career...went 1-2 with a 4.81 ERA in six starts in April, the only month he had an ERA over 3.89 and the only month where he did

2002 AMERICAN LEAGUE CY YOUNG AWARD BALLOTING

	1st	2nd	3rd	Points
Barry Zito, OAK	17	9	2	114
Pedro Martínez, BOS	11	12	5	96
Derek Lowe, BOS	-	7	20	41
Jarrod Washburn, ANA	-	-	1	1

not win at least four games...had three no decisions in three A's victories in April and left with the lead in two of those games...then put together a career high tying nine game winning streak from May 5 to June 22...posted a 2.22 ERA and allowed a .197 opponents batting average during the streak which tied for fifth longest in Oakland history...is the first pitcher in Oakland history to have two

winning streaks of nine or more games...was 4-0 with a 2.18 ERA in five May starts...tied for the A.L. lead in wins in May and ranked fifth in ERA...struck out 10 on May 11 against Toronto, his first of two games of 10 or more strikeouts in 2002...matched his career high with 11 strikeouts on June 1 at Tampa Bay, his eighth career 10-strikeout game...finished June with a 5-1 record and a 3.69 ERA in six starts...the win total tied for second in the A.L. (Mulder 6)...named to his first American League All-Star team and faced just one batter in the game, getting Shawn Green to ground out to teammate Miguel Tejada to start the sixth inning...had a season best 21.0 inning scoreless streak from July 7 to 23...went 5-0 with a 1.66 ERA in six starts in July...finished second in the A.L. in ERA in July (Martínez, 0.64) and tied for second in wins (Lopez, 6)...it was the fourth time in his career he won five games in a month (June, 2002; August, 2001; September, 2000) but it was the first time he has gone 5-0...is now 8-1 with a 2.92 ERA (28 er in 86.1 ip) in 14 career starts in July...had his only losing streak of the season when he lost consecutive starts on August 2 and 8 and then finished the season with an eight game winning streak, posting a 2.04 ERA (15 er in 66.1 ip) and .202 (48 for 238) opponents batting average over his final 10 starts...was 4-2 with a 2.16 ERA in six August starts and tossed his lone complete game of the season...took the loss in that outing, a seven-hitter in the A's 4-2 loss on August 8 at Boston...recorded his 20th win on September 8 at Minnesota, the fifth earliest date an Oakland pitcher has won 20, the earliest since Bob Welch on August 17, 1990...ended up going 4-0 with a 2.33 ERA in September and is now 13-1 with a 1.84 ERA (22 er in 107.1 ip) in 16 career starts in September...won his only playoff start, Game 3 of the ALDS at Minnesota, a 6-3 A's win (6.0 ip, 5 h, 3 r, 3 er, 4 bb, 8 so).

Career

1999—was the A's first round draft pick and signed on June 12...ended up pitching for three different teams in the A's farm system...made his professional debut at Visalia on July 2, was promoted to Midland on August 13 and was later sent to Vancouver on September 4 following the conclusion of the Rockhounds season...was a combined 6-1 with a 3.16 ERA in 13 games, all starts...struck out 97 and walked 35 in 68.1 innings...allowed a .198 (48 for 243) opponents batting average...picked up his first professional win on July 27 at High Desert...earned California League Pitcher of the Week honors for the week of July 26-August 1...struck out 10 on August 1 against Stockton and August 11 at San Jose...had a 2.45 ERA in eight starts at Visalia when he was promoted to Midland...struck out 10 and did not walk a batter in 5.2 innings in his Midland debut on August 16 against Wichita...transferred to Vancouver when the Rockhounds regular season ended and he made one regular season start on September 6 at Colorado Springs...allowed one run in 6.0 innings and picked up the win...then went 1-1 with a 2.40 ERA (4 er in 15.0 ip) in three games, two starts, in the post-season as the Canadians won the Pacific Coast League Championship and the Triple-A World Series. **2000**—made his major league debut with 14 starts for the A's and was 7-4 with a 2.72 ERA...the ERA was the lowest among major league rookies with 30 or more innings pitched and the best in Oakland history by a rookie with 75 or more innings pitched...ranked tied for third among A.L. rookies in strikeouts (78), tied for fourth in wins and sixth in innings pitched (92.2)...limited opponents to a .195 batting average, including .192 with runners in scoring position...average broke down to .194 with no home runs off left handers and .195 with six home runs off right handers...received incredible run support in his wins as the A's scored 78 runs while he was pitching in his seven wins (45.2 ip, 15.4 per nine innings)...did not need the support most of the time as he posted a 1.77 ERA (9 er in 45.2 ip) in his wins...the A's scored just 10 runs in his four losses and three no decisions (47.0 ip, 1.9 runs per nine innings) and he posted a 3.64 ERA (19 er in 47.0 ip) in those seven starts...A's scored just two runs while he was pitching in his four losses and were shutout twice...the run support carried over to the post season as he was the starting pitcher in the A's 11-1 win at New York in Game 4 of the Division Series...allowed just one run in 5.2 innings...selected from Triple-A Sacramento on July 22 and made his major league debut that day against Anaheim...became the 28th pitcher in Oakland history to start in his major league debut, the third in 2000...became the eighth to win...walked the first batter he faced (Erstad) but later picked him off...allowed just one run in five innings...the Angels loaded the bases

with no outs in the fifth but he struck out Vaughn, Salmon and Anderson to end the inning...went 5-1 with a 1.73 ERA in six September starts...had the second best ERA in the American League in September to teammate Tim Hudson...tossed his first career complete game and shutout on September 10 against Tampa Bay, a five-hitter in the A's 11-0 win (0 bb, 8 so)...was named American League Co-Player of the Week with the White Sox Carlos Lee for the week of September 4-10, going 2-0 without allowing a run in 15.2 innings...defeated the Devil Rays in his next start on September 15 and extended his scoreless streak to 23.2 innings before Flaherty hit a two-run home run in the fourth inning...was 8-5 with a 3.19 ERA in 18 starts at Triple-A Sacramento before he was called up...named to the *Baseball America* Triple-A All-Star team...led the team with 91 strikeouts and tied for the team lead in wins and starts...held the opposition to a .230 average for the season which broke down to .222 against left handers and .232 against right handers...was named PCL Pitcher of the Week for the week of May 1-7. **2001**—started slowly in 2001 but dominated American League hitters over the final two months of the season...was 6-7 with a 5.01 ERA in 22 starts through July 24...then went 11-1 with a 1.32 ERA and .174 opponents batting average over his final 13 starts, including a career high nine-game winning streak to finish the regular season (1.37 ERA)...then lost his only ALDS start against New York although he allowed just one run on two hits in eight innings (1 bb, 6 so) in the A's 1-0 loss in Game 3...finished the season 17-8 with a 3.49 ERA and 205 strikeouts in 35 starts...became just the fourth pitcher in Oakland history to strikeout 200 in season, the second left hander...is one of five left handed pitchers in Athletics history with 200 strikeouts (Waddell, Plank, Grove and Blue)...finished fourth in the A.L. in strikeouts...tied teammate Tim Hudson for the A.L. lead in games started, tied for third in opponents batting average (.230), tied for fourth in shutouts (2), tied for sixth in wins, was eighth in ERA, tied for ninth in complete games (3) and 10th in winning percentage (.680)...tied for fifth with an Oakland record 13 hit batters, the most hit batters by an A's pitcher since Harry Byrd hit 14 in 1953...also ranked second in opponents slugging (.345), fourth in average by right handers (.229), sixth in opponents on-base percentage leading off an inning (.281), seventh in fewest home runs per nine innings (0.76) and 10th in strikeout to walk ratio (2.56)...went 9-0 with a 2.21 ERA (21 er in 85.1 ip) over his last 13 starts in Oakland after starting the year 0-3 with a 8.54 ERA in his first five starts at home...had a 28.1 inning scoreless streak at the Coliseum from July 29 to August 25...opponents were 1 for 14 (.071) with the bases loaded...tossed six or more innings in 26 of his 35 starts, allowed three runs or fewer 25 times, walked two batters or fewer 24 times and struck out seven or more 14 times...then A's were 8-2 in his no decisions in 2001 and 25-10 in his starting assignments...tossed seven shutout innings in his first start on April 3 at Seattle and had a no-hitter until allowing a two-out single to Cameron in the sixth...allowed a career high eight runs on April 14 against Texas...had 44 strikeouts in 37.1 innings in April, the most strikeouts by an A's pitcher in one month since Dave Stewart struck out 45 in September of 1988...had a career high five-game losing streak over an eight start stretch from April 29 to June 7 (5.65 ERA)...tossed just 2.0 innings on July 24 against Minnesota, the shortest outing of his career...tossed his first complete game of the season, a four-hit shutout in the A's 6-0 win over Boston on August 9...did not allow a runner past first base...retired 23 consecutive batters from August 4 to 9, the longest such streak by an Athletic in 2001...started his season ending nine-game winning streak with a four-hit shutout in the A's 9-0 win over Cleveland on August 20...struck out a career high 11 against the Indians, one of five 10 strikeout games in 2001...went 5-1 with a 1.02 ERA and .163 opponents batting average in six starts in August and 4-0 with a 1.33 ERA and .168 opponents batting average in four starts in September and was named American League Pitcher of the Month in both months...led the A.L. in ERA and opponents batting average and tied for the lead in wins in August...led the A.L. in ERA in September and tied for the lead in wins.

BEST WINNING PERCENTAGE, MAJOR LEAGUE HISTORY

	W	L	PCT
Barry Zito	47	17	.734
Spud Chandler	109	43	.717
Tim Hudson	64	26	.711
Pedro Martinez	152	63	.707
Whitey Ford	236	106	.690

(Min. 50 decisions...Since 1900)

Personal/Miscellaneous

Barry William Zito was signed by Rick Magnante...graduated from University High School (San Diego, Calif.) in 1996...earned all-league honors in baseball as a senior...attended UC Santa Barbara as a freshman and earned Freshman All-America honors from *Collegiate Baseball* after striking out 123 in 85.1 innings...transferred to Pierce Junior College as a sophomore and was all-state and all-conference after going 9-2 with a 2.62 ERA and 135 strikeouts in 103.0 innings...attended USC as a junior and was a first-

team All-America selection by *USA Today Baseball Weekly*, *Collegiate Baseball* and *Baseball America* after going 12-3 with a 3.28 ERA and 154 strikeouts in 113.2 innings...was also named Pac-10 Pitcher of the Year...played in the 1994 Colt World Series, the 1995 Palomino World Series and the 1996 Connie Mack World Series...participated in the Oakland Ballet's performance of "*The Nutcracker*" in 2000 and 2001.

LIFETIME PITCHING RECORD

Year	Club	W	L	ERA	G	GS	CG	SHO	SV	IP	H	R	ER	HR	HB	BB	IBB	SO	WP	BK
1999	Visalia	3	0	2.45	8	8	0	0	0	40.1	21	13	11	3	0	22	0	62	3	0
	Midland	2	1	4.91	4	4	0	0	0	22.0	22	15	12	1	1	11	0	29	2	0
	Vancouver	1	0	1.50	1	1	0	0	0	6.0	5	1	1	0	0	2	0	6	2	0
2000	Sacramento	8	5	3.19	18	18	0	0	0	101.2	88	44	36	4	2	45	0	91	5	0
	OAKLAND	7	4	2.72	14	14	1	1	0	92.2	64	30	28	6	2	45	2	78	2	0
2001	OAKLAND	17	8	3.49	35	35	3	2	0	214.1	184	92	83	18	13	80	0	205	6	1
2002	OAKLAND	23	5	2.75	35	35	1	0	0	229.1	182	79	70	24	9	78	2	182	2	1
M.L. Totals		47	17	3.04	84	84	5	3	0	536.1	430	201	181	48	24	203	4	465	10	2

CAREER TRANSACTIONS

1996 — Selected by the Seattle Mariners organization in the 59th round of the free agent draft, June 2.

1998 — Selected by the Texas Rangers organization in the 3rd round of the free agent draft, June 2.

1999 — Selected by the Oakland Athletics organization in the 1st round (ninth selection overall) of the free-agent draft, June 2.

DIVISION SERIES RECORD

Year	Club/Opp.	W	L	ERA	G	GS	CG	SHO	SV	IP	H	R	ER	HR	HB	BB	IBB	SO	WP	BK
2000	OAK vs. N.Y.	1	0	1.59	1	1	0	0	0	5.2	7	1	1	0	0	2	0	5	0	0
2001	OAK vs. N.Y.	0	1	1.13	1	1	0	0	0	8.0	2	1	1	1	2	1	0	6	0	0
2002	OAK vs. MIN	1	0	4.50	1	1	0	0	0	6.0	5	3	3	0	0	4	0	8	1	0
Totals		2	1	2.29	3	3	0	0	0	19.2	14	5	5	1	2	7	0	19	1	0

ALL-STAR GAME RECORD

Year	Club/Site	W	L	ERA	G	GS	CG	SHO	SV	IP	H	R	ER	HR	HB	BB	IBB	SO	WP	BK
2002	A.L./Mil.	0	0	0.00	1	0	0	0	0	0.1	0	0	0	0	0	0	0	0	0	0

VS. THE AMERICAN LEAGUE

2002 ERA	W	L	SV	G	IP	H	HR	ER	SO	CAREER vs. TEAM	ERA	W	L	SV	G	IP	H	HR	ER	SO
4.03	3	1	0	5	29.0	29	2	13	20	Anaheim	4.16	8	3	0	12	67.0	62	4	31	61
2.77	1	0	0	2	13.0	10	2	4	8	Baltimore	2.63	3	2	0	6	37.2	30	3	11	22
2.25	1	1	0	2	16.0	12	1	4	13	Boston	3.00	2	2	0	5	36.0	28	3	12	24
3.86	2	0	0	2	11.2	10	2	5	9	Chicago	3.86	3	1	0	4	25.2	21	3	11	20
—	0	0	0	0	0.0	0	0	0	0	Cleveland	1.15	2	0	0	2	15.2	9	0	2	19
0.69	1	1	0	2	13.0	10	1	1	8	Detroit	2.77	3	3	0	6	39.0	31	4	12	35
2.18	2	0	0	3	20.2	20	3	5	16	Kansas City	1.34	2	0	0	5	33.2	27	3	5	32
1.80	1	0	0	2	15.0	10	1	3	10	Minnesota	5.97	1	2	0	5	28.2	30	1	19	28
5.73	1	1	0	2	11.0	11	1	7	12	New York	3.38	1	2	0	5	29.1	23	2	11	29
—	0	0	0	0	0.0	0	0	0	0	Oakland	—	0	0	0	0	0.0	0	0	0	0
4.94	2	1	0	4	23.2	26	3	13	14	Seattle	3.68	4	1	0	7	44.0	43	5	18	26
0.60	2	0	0	2	15.0	9	1	1	18	Tampa Bay	0.90	4	0	0	4	30.0	17	2	3	30
2.10	2	0	0	4	25.2	17	2	6	22	Texas	3.01	7	0	0	11	71.2	58	9	24	74
1.93	2	0	0	2	14.0	9	2	3	17	Toronto	2.92	3	1	0	6	37.0	28	5	12	32

VS. THE NATIONAL LEAGUE

2002 ERA	W	L	SV	G	IP	H	HR	ER	SO	CAREER vs. TEAM	ERA	W	L	SV	G	IP	H	HR	ER	SO
—	0	0	0	0	0.0	0	0	0	0	Arizona	1.50	1	0	0	1	6.0	6	0	1	10
3.86	1	0	0	1	7.0	3	1	3	6	Cincinnati	3.86	1	0	0	1	7.0	3	1	3	6
—	0	0	0	0	0.0	0	0	0	0	Los Angeles	2.57	0	0	0	1	7.0	4	0	2	4
1.13	1	0	0	1	8.0	2	1	1	4	Milwaukee	1.13	1	0	0	1	8.0	2	1	1	4
—	0	0	0	0	0.0	0	0	0	0	San Diego	2.84	0	0	0	1	6.1	4	1	2	4
1.35	1	0	0	1	6.2	4	1	1	5	San Francisco	1.35	1	0	0	1	6.2	4	1	1	5

MONTHLY BREAKDOWN

2002 ERA	W	L	SV	G	IP	H	HR	ER	SO	CAREER vs. TEAM	ERA	W	L	SV	G	IP	H	HR	ER	SO
4.81	1	2	0	6	33.2	33	4	18	33	April	4.89	4	4	0	12	71.0	70	7	37	77
2.18	4	0	0	5	33.0	25	5	8	32	May	3.77	4	2	0	10	59.2	55	9	25	61
3.69	5	1	0	6	39.0	33	6	16	31	June	4.03	6	3	0	12	76.0	69	10	34	51
1.66	5	0	0	6	43.1	30	3	8	28	July	2.92	8	1	0	14	86.1	64	5	28	77
2.16	4	2	0	6	41.2	29	3	10	30	August	2.23	10	6	0	18	125.0	86	8	31	97
2.33	4	0	0	6	38.2	32	3	10	28	September	1.84	13	1	0	16	107.1	74	7	22	94
—	0	0	0	0	0.0	0	0	0	0	October	3.27	2	0	0	2	11.0	12	2	4	8

PITCHING BREAKDOWN

2002 ERA	W	L	SV	G	IP	H	HR	ER	SO	CAREER vs. TEAM	ERA	W	L	SV	G	IP	H	HR	ER	SO
2.56	11	1	0	17	112.1	90	13	32	88	Home	3.08	24	6	0	43	277.1	221	25	95	243
2.92	12	4	0	18	117.0	92	11	38	94	Road	2.99	23	11	0	41	259.0	209	23	86	222
3.03	9	1	0	12	74.1	66	11	25	62	Day	3.16	17	8	0	33	207.2	175	21	73	182
2.61	14	4	0	23	155.0	116	13	45	120	Night	2.96	30	9	0	51	328.2	255	27	108	283
2.90	21	5	0	33	214.1	172	23	69	164	Grass	2.95	43	14	0	76	487.2	387	43	160	416
0.60	2	0	0	2	15.0	10	1	1	18	Turf	3.88	4	3	0	8	48.2	43	5	21	49
3.49	11	3	0	19	121.1	104	17	47	108	Pre-ASG	4.01	17	9	0	38	233.1	216	29	104	216
1.92	12	2	0	16	108.0	78	7	23	74	Post-ASG	2.29	30	8	0	46	303.0	214	19	77	249
2.75	23	5	0	35	229.1	182	24	70	182	Starter	3.04	47	17	0	84	536.1	430	48	181	465
—	0	0	0	0	0.0	0	0	0	0	Reliever	—	0	0	0	0	0.0	0	0	0	0

BALLPARK BREAKDOWN

	ERA	W	L	S	G	IP	H	HR	ER	SO
Edison Field	3.97	2	2	0	4	22.2	20	2	10	13
Camden Yards	0.87	2	1	0	3	20.2	12	1	2	10
Fenway Park	2.25	1	1	0	2	16.0	12	1	4	13
Comiskey Park	3.46	2	0	0	2	13.0	13	1	5	10
Jacobs Field	2.70	1	0	0	1	6.2	5	0	2	8
Comerica Park	2.14	2	1	0	3	21.0	14	1	5	20
Kauffman Stadium	0.66	1	0	0	2	13.2	10	0	1	10
Metrodome	4.82	1	2	0	3	18.2	18	0	10	22
Yankee Stadium	4.41	0	2	0	3	16.1	14	1	8	17
Network Associates Col.	3.08	24	6	0	43	277.1	221	25	95	243
Safeco Field	4.76	1	1	0	4	22.2	26	4	12	16
Tropicana Field	1.93	2	0	0	2	14.0	10	2	3	15
Ballpark in Arlington	2.56	4	0	0	5	31.2	23	4	9	31
SkyDome	4.50	1	1	0	3	16.0	15	3	8	12
Bank One Ballpark	1.50	1	0	0	1	6.0	6	0	1	10
Cinergy Field	3.86	1	0	0	1	7.0	3	1	3	6
Qualcomm Stadium	2.84	0	0	0	1	6.1	4	1	2	4
Pacific Bell Park	1.35	1	0	0	1	6.2	4	1	1	5

FIELDING STATISTICS

Pitcher	YEAR	PCT.	G	PO	A	E	TC	DP
	2000	1.000	14	4	9	0	13	0
	2001	.944	35	9	25	2	36	3
	2002	.933	35	11	31	3	45	3
Totals		.947	84	24	65	5	94	6

Zito's Bests

Low Hit Complete Game: 4, September 10, 2001 vs. Texas; 4, August 20, 2001 vs. Cleveland; 4, August 9, 2001 vs. Boston

Innings Pitched: 9.0 (four times), last time: September 10, 2001 vs. Texas

Strikeouts: 11 (twice), June 1, 2002 at Tampa Bay; August 20, 2001 vs. Cleveland; 10 (six times), May 11, 2002 vs. Toronto; September 10, 1991 vs. Texas; August 4, 2001 at Detroit; July 8, 2001 at Arizona; April 19, 2001 at Texas; September 25, 2000 vs. Anaheim

Longest Winning Streak: 9, May 5 to June 22, 2002; 9, August 20, 2001 to October 7, 2001; 8, August 13, 2002 to present

Longest Losing Streak: 5, April 29 to June 7, 2001

Non-Roster Players



Heath Bost

58

Right Handed Pitcher

Ht/Wt: 6-3 / 203

Bats/Throws: Right / Right

Birthdate: October 13, 1974

Opening Day Age: 28

Birthplace/Resides: Sanford, North Carolina / Taylorsville, North Carolina

Major League Service: None

Obtained: Signed to a minor league contract, November 13, 2001

Contract Status: First year of a one-year contract through 2003.

2002 Highlights

Spent his eighth professional season at Triple-A Sacramento and led the River Cats with 12 saves...his save total ranked fourth in the A's farm system...was 1-5 with a 3.35 ERA in 52 appearances, all in relief...the losses were a career high and his ERA was his lowest since posting a 3.30 mark in 1998...walked just 19 and struck out 69 in 78.0 innings, a strikeout to walk ratio of 3.6 to 1...now has 487 strikeouts and 109 walks in 503.0 career minor league innings...averages 1.95 walks per nine innings and has a strikeout to walk ratio of 4.5 to 1 in his career...allowed a .229 (67 for 292) opponents batting average, including .215 (28 for 130) against left handers...average rose to .315 (23 for 73) with runners in scoring position but dropped to .182 (6 for 33) with RISP and two outs...had a 1.94 ERA (9 er in 41.2 ip) and .178 (26 for 146) opponents batting average from the eighth inning on...fared better at the River Cats home ballpark, Raley Field, where he had no decisions, seven saves, a 1.49 ERA (7 er in 42.1 ip) and .148 (21 for 142) opponents batting average in 26 appearances...compared to 1-5 with five saves, a 5.55 ERA (22 er in 35.2 ip) and .307 (46 for 150) opponents average in 26 outings on the road...tossed at least 1.0 innings in 47 of his 52 outings, including a season high 3.0 innings three times...began the season with a five-game losing streak as he was a combined 0-5 with no saves and a 4.31 ERA (15 er in 31.1 ip) in 19 appearances in April and May...recorded his first save of the season on June 1 with 2.0 perfect innings at Fresno but then allowed four runs in his next two outings (2.1 ip)...then put together a 13-game scoreless streak from June 12 to July 14 (20.0 ip, 2 bb, 16 so) where he held the opposition to a .186 (13 for 70) batting average...finished June 1-0 with two saves and a 1.86 ERA (4 er in 19.1 ip) in 11 appearances...struck out a season high five on July 16 against Tucson...finished the season with six saves in his final seven games (9.0 ip, 6 h, 2 r, 2 er, 1 bb, 7 so).

Career

1995—began his professional career at Single-A Portland of the Northwest League and was 1-0 with a 3.38 ERA in 10 relief appearances...struck out 25 and did not walk a batter in 16.0 innings, an average of 14.1 strikeouts per nine innings...was promoted to Single-A Asheville of the South Atlantic League on August 1 and went 4-1 with a 1.52 ERA in nine games, two starts, for the Tourists...combined at both stops for a 5-1 record, 2.27 ERA and .235 (35 for 149) opponents batting average in 19 games, two starts. **1996**—spent most of the year at Single-A Asheville where he was 5-2 with 15 saves and a 1.30 ERA in 41 relief appearances...struck out 102 and walked just 19 in 76.0 innings, averaging 12.1 strikeouts per nine innings...allowed a .169 (45 for 267) opponents batting average and three home runs in 76.0 innings...tied for the Tourists team lead in saves and games...was named to the South Atlantic League Mid-Season All-Star Game...had a brief mid-season stint at Double-A New Haven from May 31 to June 9 and went 1-0 with a 1.50 ERA in four relief appearances...combined at both stops to go 6-2 with a 1.32 ERA, the best ERA in the Rockies farm system...the wins were a career high as were his 109 strikeouts. **1997**—pitched for three different teams in the Rockies farm system and was a combined 3-3 with 23 saves and a 4.13 ERA in 53 relief appearances...struck out 57 and walked 13 in 61.0 innings...held the opposition to a .259 (63 for 243) batting average...the games and saves were both career highs and were also the best in the Rockies

farm system...began the year at Single-A Salem where he went 1-0 with a 2.40 ERA and three saves in 13 relief appearances...moved to Triple-A Colorado Springs on May 14 but after posting a 21.00 ERA in two relief appearances, he was transferred to Double-A New Haven on May 21...spent the rest of the year with the Ravens and ended up leading the club with 20 saves in 38 games...finished second in the Eastern League in saves. **1998**—spent the entire year at Double-A New Haven and was 4-2 with a 3.30 ERA and two saves in 41 relief appearances...struck out 48 and walked just 11 in 46.1 innings while allowing just two home runs...allowed a .249 (43 for 173) opponents batting average...was on the disabled list from April 23 to June 9 with a broken bone in his right foot. **1999**—spent the entire year at Triple-A Colorado Springs and was 5-4 with a 5.53 ERA in 38 games, six starts...the starts were a career high and his first starts since 1995...also had a career high in ERA, innings pitched (86.1) and opponents batting average (.334)...struck out 67 and walked just 12...was on the disabled list from May 18 to June 25 with right shoulder tendinitis...went 2-2 with a 3.55 ERA (13 er in 33.0 ip) and .280 (35 for 125) opponents batting average in his six starts and 3-2 with a 6.75 ERA (40 er in 53.1 ip) in his 32 relief appearances...struck out a season high nine in a season high 7.0 innings in his final start, a loss against Vancouver on September 6. **2000**—began the year on the disabled list after having surgery on his right shoulder...activated from the D.L. on June 11 and started the year at Single-A Salem of the Carolina League...went 1-0 with a 9.00 ERA in two games, one start, before going on the D.L. a second time on June 25 with right elbow tendinitis...activated on July 5 and went 1-1 with a 4.15 ERA in five relief appearances before he was transferred to Double-A Carolina of the Southern League on July 17...made six relief appearances for the Mudcats and was 1-0 with a 1.00 ERA and .194 opponents batting average...transferred to Triple-A Colorado Springs on August 12 and finished the year there...had no decisions and a 4.91 ERA in seven relief appearances...combined to go 3-1 with a 4.41 ERA in 20 games, one start, at all three stops...struck out 31 and walked seven in 34.2 innings...allowed a .271 opponents batting average which broke down to .163 (7 for 43) by left handers and .320 (31 for 97) by right handers. **2001**—spent the entire season at Triple-A Colorado Springs in the Colorado Rockies organization...was 2-2 with a 4.32 ERA in 45 games, two starts...allowed a .275 opponents batting average, including .282 (31 for 110) by left handers and .271 (51 for 188) by right-handers...struck out 64 and walked 23 in 75.0 innings...the walk total was a career high as were his 13 home runs...had just three outings under 1.0 innings and tossed at least 2.0 innings 16 times...including a season high 4.2 innings in relief on April 13 against New Orleans and in his first start on May 12 at Omaha...posted a 1.26 ERA (4 er in 28.2 ip) in 18 relief appearances from April 22 to June 24...pitched for Oriente in the Venezuelan Winter League and was 5-1 with a 4.47 ERA in 11 starts

Personal/Miscellaneous

Allen Heath Bost was originally signed by Colorado scout Danny Montgomery...attended Old Dominion University.

Year	Club	W	L	ERA	G	GS	CG	SHO	SV	IP	H	R	ER	HR	HB	BB	IBB	SO	WP	BK
1995	Portland	1	0	3.38	10	0	0	0	0	16.0	15	6	6	1	0	0	0	25	1	0
	Asheville	4	1	1.52	9	2	0	0	0	23.2	20	6	4	1	1	3	0	17	1	2
1996	Asheville	5	2	1.30	41	0	0	0	15	76.0	45	13	11	3	1	19	5	102	2	0
	New Haven	1	0	1.50	4	0	0	0	0	6.0	5	1	1	0	0	2	0	7	0	0
1997	Salem	1	0	2.40	13	0	0	0	3	15.0	9	4	4	1	0	2	0	9	0	0
	Colorado Springs	0	1	21.00	2	0	0	0	0	3.0	10	8	7	1	0	1	0	3	0	0
	New Haven	2	2	3.56	38	0	0	0	20	43.0	44	18	17	3	0	10	1	45	5	0
1998	New Haven	4	2	3.30	41	0	0	0	2	46.1	43	20	17	2	4	11	0	48	3	1
1999	Colorado Springs	5	4	5.53	38	6	0	0	0	85.1	120	59	53	10	4	12	2	67	0	0
2000	Salem	2	1	6.14	7	1	0	0	0	14.2	24	10	10	2	0	1	0	14	1	0
	Carolina	1	0	1.00	6	0	0	0	0	9.0	6	2	1	1	0	2	0	10	0	0
	Colorado Springs	0	0	4.91	7	0	0	0	0	11.0	8	8	6	1	0	4	0	7	0	0
2001	Colorado Springs	2	2	4.32	45	2	0	0	0	75.0	82	37	36	13	4	23	2	64	2	0
2002	Sacramento	1	5	3.35	52	0	0	0	12	78.0	67	33	29	8	5	19	0	69	3	0

1995— Selected by the Colorado Rockies organization in the 18th round of the free agent draft, June 1.

2001— Granted free agency, October 15; signed by the Oakland Athletics organization, November 13.

2002— Granted free agency, October 15; resigned by the Oakland organization, October 29.



Jeremy Brown

67

Catcher

Ht/Wt: 5-10 / 210

Bats/Throws: Right / Right

Birthdate: October 25, 1979

Opening Day Age: 23

Birthplace/Resides: Birmingham, Alabama / Hueytown, Alabama

Major League Service: None

Obtained: Selected as a compensation pick following the 1st round (35th selection overall) of the June, 2002 draft

Contract Status: First year of a one-year contract through 2003.

2002 Highlights

Batted a combined .307 with 10 home runs and 41 RBI in 65 games at Vancouver and Visalia after signing with the A's following the June draft...added 54 walks which fueled a .451 on-base percentage...had 15 doubles in addition to his 10 home runs for a .516 slugging percentage...began his professional career at Vancouver of the short season Northwest League and hit .286 with a double and one RBI in 10 games...drew at least one walk in nine of his 10 games and had 10 walks while striking out just five times...transferred to Single-A Visalia of the California League on July 1 and hit .310 with 10 home runs and 40 RBI in 55 games...added 44 walks for a .444 on-base percentage and slugged .545...batted .381 (16 for 42) against left handed pitching and .290 (42 for 145) against right handers...batted in every spot in the order except the first three and saw most of his playing time batting clean-up where he hit .330 (34 for 103) with seven of his 10 home runs...average improved to .367 (22 for 60) with runners in scoring position...went 6 for 15 (.400) over his first five games with the Oaks but a 6 for 43 (.140) skid from July 7 to 23 dropped his average to .207...went 16 for 33 (.485) with seven doubles, a home run, 12 RBI and 11 runs scored over a nine-game stretch from July 24 to August 2, boosting his average to .308...had four multiple RBI games over that span, including a season high four on July 31 at Rancho Cucamonga...added another four RBI game on August 14 at High Desert...drew 16 walks over an 11-game span from August 10 to 22...matched his season high with three hits on August 24 against Lancaster...finished the season with a season best six-game hitting streak (9 for 25, .360) and had three home runs and six RBI during the streak...then hit .333 (2 for 6) with a double and two walks in two playoff games for Visalia.

Personal/Miscellaneous

Jeremy Scott Brown was originally signed by A's scout Billy Owens...was drafted by the A's following the first round (35th selection overall) of the 2002 draft as a compensation pick for the loss of free agent Jason Giambi to the New York Yankees...attended the University of Alabama where he posted a .337 (307 for 910) career average with 46 home runs and 231 RBI...was named to the *Baseball America* Freshman All-America team as a designated hitter after hitting .347 with 15 HR and 69 RBI, helping fourth ranked Alabama reach the College World Series...was an All-SEC selection at catcher as a junior (.363, 10 HR, 48 RBI) and senior (.320, 11 HR, 64 RBI)...led all NCAA Division I players as a senior with 69 walks in 66 games.

LIFETIME PLAYING RECORD

Year	Club	AVG.	G	AB	R	H	2B	3B	HR	RBI	SH	SF	HP	BB	SO	SB	CS	SLG	OBP	E
2002	Vancouver	.286	10	28	7	8	1	0	0	1	0	0	1	10	5	1	0	.321	.487	1
	Visalia	.310	55	187	36	58	14	0	10	40	2	1	2	44	49	1	1	.545	.444	6

CAREER TRANSACTIONS

2001 — Selected by the Boston Red Sox organization in the 19th round of the free agent draft, June 5.

2002 — Selected by the Oakland Athletics organization as a compensation pick following the 1st round of the free agent draft, June 4.



Bobby Crosby

7

Infielder

Ht/Wt: 6-3 / 195

Birthdate: January 12, 1980

Birthplace/Resides: Lakewood, California / Cypress, California

Major League Service: None

Obtained: Selected in the 1st round (25th selection overall) of the June, 2001 draft

Contract Status: First year of a one-year contract through 2003.

Bats/Throws: Right / Right

Opening Day Age: 23

2002 Highlights

Split his first full professional season between Single-A Modesto and Double-A Midland...batted a combined .295 in 132 games, the seventh best batting average in the A's farm system...it also tied for the eighth best batting average among all minor league shortstops...added nine home runs, 69 RBI and 52 walks for a .367 on-base percentage...began the season at Modesto and hit a team leading .307...was promoted to Midland on June 26 and batted .281...had 7 HR and 31 RBI in 59 games at Double-A after tallying 2 HR and 38 RBI in 73 games at Single-A...added nine steals at Midland which tied for second on the club...his season batting average broke down to .344 (43 for 125) against left handers and .279 (107 for 383) against right handers...hit at every spot in the order but saw most of his playing time batting third where he hit .305 (82 for 269)...committed 32 errors in 129 games at shortstop for a .945 fielding percentage (577 total chances)...started the season by batting .245 (13 for 53) over his first 13 games at Modesto...then put together a 13-game hitting streak from April 17 to May 1 (21 for 52, .404) which saw his average peak at .324...finished April with a .320 batting average...hit .250 in May but had 21 RBI in 29 games...average dropped to .275 on May 29 but he hit .395 (30 for 76) over his final 21 games at Modesto to finish with a .307 average...earned California League Player of the Week honors for the week of June 10 to 16 after batting .476 (10 for 21) with eight runs scored in six games...was Modesto's lone representative in the Carolina-California League All-Star Game...started slowly at Double-A as he hit .160 (8 for 50) with one double and three RBI over his first 16 games...then reached base safely via hit or walk in 23 consecutive games from July 13 to August 4 (39 for 99, .394)...capped that stretch with a 13-game hitting streak (21 for 55, .382)...homered five times over a six-game span from July 15 to 20, including his lone two-homer game of the season on July 20 at Tulsa...batted .316 with 5 HR and 19 RBI in 29 games in July...was batting .312 entering play on August 13 but went 10 for 55 (.182) over his final 14 games to finish the Midland portion of his campaign at .281.

Career

2001—was the A's number one pick in the June draft and was assigned to Single-A Modesto of the California League after signing on July 3...hit .395 with five doubles in 11 games...appeared in 10 games at shortstop and one at designated hitter...hit safely in each of his first 10 games (15 for 36, .417) before going 0 for 2 in his final game on August 13 at High Desert...had three hits on July 8 at Bakersfield...doubled in five consecutive games, July 8 to 12...had his lone home run and all three of his RBI on July 15 against Bakersfield.

Personal/Miscellaneous

Robert Edward Crosby was originally signed by Rick Magnante...graduated from La Quinta HS (Westminster, CA) in 1998...attended Cal State Long Beach and was the Big West Conference Player of the Year in 2001 and a third team *Collegiate Baseball* All-America selection after batting a team leading .353 with nine home runs and 39 RBI...had a .324 career batting average in three years at CS-Long Beach...is the son of former A's scout and former major leaguer Ed Crosby...was the starting shortstop for the USA National Team in the summer of 2000.

Year	Club	AVG.	G	AB	R	H	2B	3B	HR	RBI	SH	SF	HP	BB	SO	SB	CS	SLG	OBP	E
2001	Modesto	.395	11	38	7	15	5	0	1	3	0	0	0	3	8	0	0	.605	.439	4
2002	Modesto	.307	73	280	47	86	17	2	2	38	2	1	7	33	43	5	0	.404	.393	19
	Midland	.281	59	228	31	64	16	0	7	31	3	1	0	19	41	9	2	.443	.335	13

1998 — Selected by the Anaheim Angels organization in the 34th round of the free agent draft, June 2.

2001 — Selected by the Oakland Athletics organization in the 1st round of the free agent draft, June 5.



Mike Edwards

63

Outfielder

Ht/Wt: 6-1 / 185

Bats/Throws: Right / Right

Birthdate: November 24, 1976

Opening Day Age: 26

Birthplace/Resides: Goshen, New York / Mechanicsburg, Pennsylvania

Major League Service: None

Obtained: Signed to a minor league contract, November 8, 2002

Contract Status: First year of a one-year contract through 2003.

2002 Highlights

Was named to the Southern League Post-Season All-Star team as an outfielder after batting .307 with 11 home runs, 60 RBI and a .377 on-base percentage in 119 games at Double-A Chattanooga in the Cincinnati organization...ranked fifth in the SL in batting and was promoted to Triple-A Louisville on August 16...hit .404 in 15 games with the Riverbats and batted a combined .318 (153 for 481) with 13 home runs and 68 RBI in 134 games...the batting average tied for the ninth best mark among all minor league outfielders and it was third best in the Reds farm system...added 47 walks and 10 hit by pitches for a .387 on-base percentage...has a .294 career batting average and .387 on-base percentage in 740 games in eight seasons in the minors...had a career high 153 hits and 10 hit by pitches and his 13 home runs were second only to his career high 16 in 1999...appeared in 64 games in right field, 48 at first base, 18 at third base, one in left field and pitched once...batted in every spot in the order except leadoff and saw his most at bats in the six spot (48 for 169, .284)...led Chattanooga in hit by pitches (10) and grounded into double plays (19) and finished second in hits (130) and on-base percentage (.377)...started slowly as he was hitting just .227 (22 for 97) over his first 26 games through May 2...then posted back-to-back four hit games against Mobile on May 3 and 4...ended up batting .343 (35 for 102) in 28 games in May, boosting his average to a then season high .291 at the end of the month...started June by going 7 for 39 (.179) over his first 15 games but then put together a 20-game hitting streak from June 21 to July 13...hit .402 (33 for 82) during the streak and earned Southern League Player of the Week honors on consecutive weeks: June 28-July 4 and July 5-11...had four home runs and 14 RBI over a 12-game span from July 6 to 19 and hit six of his 11 home runs with Chattanooga in July...batted .333 (34 for 102) with 18 RBI in 28 games in July...had a 10-game hitting streak from July 28 to August 7 (14 for 36, .389)...hit a three-run home run in the top of the 18th inning on August 6 in an 8-7 win over Huntsville...moved up to Louisville on August 16 and hit safely in all 15 games (23 for 57 (.404))...made his first career pitching appearance on August 19 against Columbus and took the loss (1.1 ip, 3 h, 3 r, 3 er, 1 bb, 1 so, 1 hr).

Career

1995—spent his first professional season at Burlington of the Rookie Appalachian League and hit .169 with no home runs and five RBI in 43 games...appeared in 42 games at shortstop. **1996**—spent his second consecutive season at Burlington and hit .282 with a home run and 17 RBI in 58 games...ranked fourth in the Appalachian League in strikeouts per plate appearances (1 per 9.69)...appeared in 40 games at third base and three at shortstop. **1997**—completed his third professional season at Burl-

ington and hit .288 with four home runs and 41 RBI in 60 games...led his team in hits (68)...homered twice on July 12 against Johnson City...appeared in 46 games at third base, three at first base and one each at shortstop and in the outfield. **1998**—batted .294 with eight home runs and 81 RBI in 124 games at Single-A Columbus...the batting average tied for eighth best in the Cleveland farm system and the RBI were third best...had career highs in at bats (497), runs (82), doubles (34), triples (4, tie) and stolen bases (16)...his double total ranked fifth in the South Atlantic League...led Columbus in batting, at bats, hits (146), doubles, RBI and on-base percentage (.379)...had a 24-game hitting streak from June 25 to July 23...hit .420 (42 for 100) with two home runs and 24 RBI during the streak which tied a Columbus team record...it tied for the sixth longest streak in the minors all year...appeared in 114 games at third base and three at first base. **1999**—batted .289 and posted career highs with 16 home runs and 89 RBI in 133 games at Single-A Kinston...was seventh in the Cleveland farm system in batting and tied for second in RBI...added career highs in triples (4, tie), walks (93) and strikeouts (117)...led the Carolina League with a .413 on-base percentage...also ranked second in the league in walks, third in RBI, tied for third in games played and tied for eighth in batting...was a Carolina League All-Star at third base...led Kinston in batting, slugging (.467), on-base percentage, home runs, RBI, walks and total bases (213) and tied for the team lead in hits...was named CL Player of the Week for the week of April 29 to May 5 and May 20 to 26...had a season high five RBI on May 28 vs. Potomac...finished May with 35 RBI which was third best in the minors...went 1 for 12 (.083) with a walk in three playoff games. **2000**—made his Double-A debut at Akron and hit .295 with 11 HR and 63 RBI in a career high 136 games...ranked seventh in the Cleveland farm system in batting...led Akron in runs scored (72), hits (142), total bases (204), RBI and walks (68)...batted .232 (35 for 151) against left handed pitching and .324 (107 for 330) with all 11 of his home runs against right handed pitchers...appeared in 131 games at third base...had a season high 16-game hitting streak from April 18 to May 6 during which he batted .377 (23 for 61) with one home run and 10 RBI. **2001**—batted a combined .340 with 12 HR and 49 RBI in 52 games between Single-A Mahoning Valley, Double-A Akron and Triple-A Buffalo...did not make his season debut until June 28 with Mahoning Valley due to a right knee injury...batted .366 with 6 HR and 24 RBI in 20 games with Mahoning Valley...belted a pair of homers with four RBI on June 30 vs. Jamestown...had one of the finest games of any minor leaguer in 2001 when he went 3 for 4 with four runs, three home runs, 10 RBI and a walk on July 24 against Oneonta...had a season high 11-game hitting streak from July 20 to 31 during which he batted .455 (20 for 44) with four home runs and 18 RBI...was promoted to Akron on August 3 and batted .333 with 6 HR and 24 RBI in 29 games with the Aeros...went 4 for 4 with four runs, a double, two homers, six RBI and a walk in the first game of a doubleheader on August 17 at Bowie...was promoted to Buffalo on September 1 and batted .222 (2 for 9) with one RBI in three games with the Bisons in his first career appearance at the Triple-A Level.

Personal/Miscellaneous

Michael Donald Edwards was originally signed by Cleveland scout Robert Mayer...graduated from Mechanicsburg (PA) High School.

Year	Club	AVG.	G	AB	R	H	2B	3B	HR	RBI	SH	SF	HP	BB	SO	SB	CS	SLG	OBP	E
1995	Burlington	.169	43	130	20	22	2	0	0	5	0	0	2	17	35	5	2	.185	.275	18
1996	Burlington	.282	58	206	31	58	13	1	1	17	3	3	3	37	26	5	4	.369	.394	13
1997	Burlington	.288	60	236	50	68	16	2	4	41	0	2	1	38	53	10	5	.424	.386	21
1998	Columbus	.294	124	497	82	146	34	4	8	81	3	2	3	66	95	16	6	.427	.379	31
1999	Kinston	.289	133	456	76	132	25	4	16	89	0	9	9	93	117	8	3	.467	.413	28
2000	Akron	.295	136	481	72	142	25	2	11	83	3	3	5	68	86	7	3	.424	.386	20
2001	Mahoning Valley	.366	20	71	19	26	5	0	6	24	0	0	1	12	7	0	1	.690	.464	1
	Akron	.333	29	111	21	37	7	3	6	24	0	0	0	13	26	0	0	.613	.403	4
	Buffalo	.222	3	9	1	2	0	0	0	1	0	0	0	1	3	0	0	.222	.300	0
2002	Chattanooga	.307	119	424	57	130	19	2	11	60	6	5	10	41	57	9	11	.439	.377	10
	Louisville	.404	15	57	7	23	5	1	2	8	0	0	0	6	9	0	0	.632	.460	1

1995 — Selected by the Cleveland Indians organization in the 9th round of the free agent draft, June 1.

2001 — Granted free agency, October 15; signed with the Cincinnati Reds organization, November 8.

2002 — Granted free agency, October 15; signed with the Oakland Athletics organization, November 8.



Rich Harden 16

Right Handed Pitcher

HT/Wt: 6-1 / 180

Bats/Throws: Left / Right

Birthdate: November 30, 1981

Opening Day Age: 21

Birthplace/Resides: Victoria, British Columbia, Canada / Victoria, British Columbia, Canada

Major League Service: None

Obtained: Selected in the 17th round of the June, 2000 draft

Contract Status: First year of a one-year contract through 2003.

2002 Highlights

Split his season between Single-A Visalia and Double-A Midland and combined for 187 strikeouts, the second best figure in all of minor league baseball...trailed Clint Nageotte of San Bernardino (214)...the strikeout total came in 153.0 innings, an average of 11.00 strikeouts per nine innings which ranked sixth among minor league starting pitchers...added a 12-6 record and a 2.94 ERA in 28 starts...led the A's farm system in ERA and strikeouts and tied for second in wins...now has 287 career strikeouts in 227.1 career minor league innings, an average of 11.36 per nine innings...allowed six home runs in 153.0 innings or one per 25.5 innings...has allowed nine home runs in his minor league career (1 per 25.3 innings)...allowed a .210 opponents batting average which broke down to .202 (47 for 233) by left handers and .216 (69 for 320) by right handers...average dropped to .179 (25 for 140) with runners in scoring position...tossed more than 6.0 innings in just five of his 28 starts but had five games of 10 or more strikeouts...allowed two runs or fewer 18 times, including no runs seven times...began the year at Single-A Visalia where he went 4-3 with a 2.93 ERA in 12 starts...struck out 85 and walked just 24 in 67.2 innings...did not allow an earned run in the first inning of his 12 starting assignments with the Oaks...did not allow a run in four of his first six outings but was just 1-1 with a 3.14 ERA (10 er in 28.2 ip) over that stretch...tossed 6.0 shutout innings on April 20 against Lancaster for his lone win during that stretch...was named California League Pitcher of the Week for the week of April 15-21 as he did not allow a run in two starts that week (11.0 ip, 5 h, 3 bb, 14 so)...struck out 10 batters in 5.0 shutout innings on May 1 at Modesto when he allowed just two hits...had a three-game losing streak before winning each of his final three starts at Visalia from May 21 to June 2 (21.2 ip, 11 h, 4 r, 2 er, 6 bb, 27 so, 0.83 ERA)...began the streak with his first career complete game, a seven inning four-hitter in the second game of a doubleheader on May 21 against San Jose (1 er, 2 bb, 10 so)...tossed a season high 8.2 innings in his final outing on June 2 at San Jose...was the lone Visalia player named to the Carolina/California League All-Star Game but was promoted to Midland on June 4 and did not play in the game...went 8-3 with a 2.95 ERA in 16 starts with the Rockhounds...led the staff with 102 strikeouts and tied for second in wins despite joining the club two months into the season...opponents were just 13 for 85 (.153) with runners in scoring position, including 2 for 38 (.053) with RISP and two outs...went 2-0 with a 1.91 ERA (7 er in 33.0 ip) over his first six starts to extend his overall winning streak to five games...did not allow a run in consecutive outings on June 12 at Tulsa (6.0 ip, 3 h, 1 bb, 10 so) and June 20 at Round Rock (6.0 ip, 3 h, 1 bb, 7 so) when he picked up his first Double-A win...had his winning streak snapped on July 11 at El Paso when he allowed seven runs on three hits and four walks in 0.1 innings, his only outing under 5.0 innings with Midland...walked a season high six on July 16 against Wichita, the third most walks in a game in the minors in 2002...put together a five-game winning streak over a six-start stretch from July 21 to August 17 (34.0 ip, 31 h, 10 r, 8 er, 19 bb, 43 so, 2.12 ERA)...including his lone Midland complete game, a no decision on August 1 against El Paso, a game that ended in a 1-1 tie (5.0 ip, 4 h, 1 r, 1 er, 7 so)...tossed 7.0 shutout innings and struck out a season high 11 in his final start on August 28 at Shreveport.

Career

2001—began his professional career with Vancouver in the Short-Season Single-A Northwest League and was 2-4 with a 3.39 ERA in 18 games, 14 starts...struck out 100 and walked 38 in 74.1 innings...tied for the league lead in strikeouts and was first among starters in strikeouts per nine in-

nings (11.94)...finished second in walks and opponents batting average allowed by a starter (.182)...led Vancouver in strikeouts and finished second in games started and innings pitched...allowed just three home runs in 74.1 innings or one per 24.8 innings...allowed a .179 (47 for 263) opponents batting average overall...was 1-2 with a 1.80 ERA and .132 opponents batting average in 11 home games and 1-2 with a 5.83 ERA and .241 opponents batting average in seven road games...began the season in the bullpen and made four relief appearances without allowing a run (8.0 ip)...finished the season with 14 starts, going 1-4 with a 3.80 ERA (28 er in 66.1 ip)...had three games of 10 or more strikeouts including a season high 12 in his last start on September 4 against Everett...picked up his lone win as a starter in that game, tossing seven scoreless, hitless innings and walking just one in a 3-1 victory...that was his only outing of the season over 5.2 innings.

Personal/Miscellaneous

James Richard Harden was signed by John Kuehl on May 28, 2001 after being selected in the 17th round of the June, 2000 draft...graduated from Claremont Secondary (Victoria, BC) in 1999 and was selected by Seattle in the 38th round of the June draft...did not sign and attended Central Arizona Junior College where he graduated in 2001...led all Division I Junior College pitchers with 127 strikeouts in 2001 and tied for fifth with a 2.14 ERA.

LIFETIME PITCHING RECORD

Year	Club	W	L	ERA	G	GS	CG	SHO	SV	IP	H	R	ER	HR	HB	BB	IBB	SO	WP	BK
2001	Vancouver	2	4	3.39	18	14	0	0	0	74.1	47	29	28	3	4	38	0	100	8	1
2002	Visalia	4	3	2.93	12	12	1	0	0	67.2	49	27	22	4	1	24	0	85	3	1
	Midland	8	3	2.95	16	16	1	0	0	85.1	67	33	28	2	3	52	1	102	1	1

CAREER TRANSACTIONS

1999 — Selected by the Seattle Mariners organization in the 38th round of the free agent draft, June 2.

2000 — Selected by the Oakland Athletics organization in the 17th round of the free agent draft, June 5.



David Hooten

62

Right Handed Pitcher

Ht/Wt: 6-0 / 185

Bats/Throws: Right / Right

Birthdate: May 8, 1975

Opening Day Age: 27

Birthplace/Resides: Fort Smith, Arkansas / Shreveport, Louisiana

Major League Service: None

Obtained: Signed to a minor league contract, November 8, 2002

Contract Status: First year of a one-year contract through 2003.

2002 Highlights

Tied for the lead among all minor league pitchers by appearing in a career high 65 games for Double-A West Tenn in his first season in the Chicago Cubs organization...also had a career high nine saves and his 1.30 ERA was the lowest of his career...held the opposition to a career low .184 batting average which tied for fifth lowest among Double-A relievers...the batting average broke down to .108 (11 for 102) against left handers and .232 (38 for 164) against right handers...in addition to games pitched, he also led Southern League relievers in fewest base runners per nine innings (8.41)...led his team in games pitched and ranked second in saves...walked just 19 while striking out 66 in 76.0 innings, a strikeout to walk ratio of 3.5 to 1...allowed just four home runs or one per 19.0 innings...held the opposition to a .141 (9 for 64) average with runners in scoring position...had an ERA under 2.00 in every month of the season (excluding September when he had just one outing)...did not allow a run in July (11.1 ip) as part of a 17-game scoreless streak from May 31 to July 8 (17.2 ip)...did not allow an earned

run over a 21-game stretch from May 22 to July 8 (21.1 ip)...had a 14-game scoreless streak from July 19 to August 16 (18.0 ip)...struck out a season high five on May 20 against Huntsville...pitched a season high 3.0 innings twice but 49 of his 65 outings were 1.0 innings or fewer...seven of his nine saves came over his final eight outings of the season from August 16 to September 2 (3 er in 8.1 ip, 3.24 ERA)...then had two saves and did not allow a run in three post-season appearances for the Diamond Jaxx (4.0 ip, 1 h, 4 so).

Career

1996—began his professional career at Elizabethton of the Rookie Appalachian League and was 1-0 with a save and a 4.32 ERA in six relief appearances before he was transferred to Fort Wayne of the Midwest League...was 4-1 with two saves and a 2.41 ERA in 21 relief appearances with the Wizards...combined to go 5-1 with three saves and a 2.76 ERA in 27 relief appearances...struck out 54 batters in 45.2 innings (10.64 per nine innings) and did not allow a home run...allowed a .221 (36 for 163) opponents batting average. **1997**—spent the entire season at Single-A Fort Wayne and was 11-8 with a 2.61 ERA in 28 games, 27 starts...posted career highs in wins, innings pitched (165.2 ip) and strikeouts (138) and had the only two complete games and shutouts of his career...tied for the Midwest League lead in games started, was third in ERA, tied for third in shutouts and tied for fifth in innings pitched...finished second in the Twins farm system in strikeouts, fourth in ERA and tied for fifth in wins...led his team in shutouts, innings and strikeouts and tied for the lead in wins, starts and complete games...allowed just five home runs in 165.2 innings (1 per 33.1 innings)...allowed a .221 (134 for 606) opponents batting average...made one post-season start for the Wizards and picked up the win (8.0 ip, 4 h, 2 r, 2 er, 3 bb, 3 so)...both of the shutouts were three-hitters: May 8 against Quad City and July 23 against South Bend...was named ML Pitcher of the Week for the week of May 4-10. **1998**—used exclusively as a starter for the only time in his career, going 9-11 with a 4.49 ERA in 28 games for Single-A Fort Myers...had career highs in starts, losses, hits (185) and walks (57)...struck out 136 which was third most in the Twins farm system...tied for the Florida State League lead in games started and was fourth in hits allowed...led his team in losses, starts and strikeouts...allowed a .291 (185 for 636) opponents batting average...yielded seven home runs in 158.1 innings (1 per 22.6 innings). **1999**—made his Double-A debut at New Britain and was 6-6 with one save and a 3.56 ERA in 52 games, five starts...the ERA ranked third best in the Minnesota farm system...led his team in games pitched...allowed a .240 (94 for 391) opponents batting average, including .208 (33 for 159) against left handers...average dropped to .202 (20 for 99) with runners in scoring position, including .140 (6 for 43) with RISP and two outs...was 1-3 with a 5.96 ERA in his five starts and 5-3 with a 2.89 ERA in 47 relief appearances...the five starts came in consecutive appearances from June 4 to July 1...posted his best ERA in May, recording a 1.03 mark in 13 appearances. **2000**—began the season at Double-A New Britain but was promoted to Triple-A Salt Lake on July 28...combined to go 5-5 with two saves and a 4.85 ERA in 50 games, two starts, with both clubs...allowed a .257 (85 for 331) opponents batting average, including .302 (26 for 86) with runners in scoring position...was 4-3 with one save and a 5.28 ERA in 37 games, two starts, at New Britain...struck out 64 in 61.1 innings...then went 1-2 with one save and a 3.90 ERA in 13 relief appearances at Salt Lake...made four relief appearances for the Buzz in post-season play and was 0-1 with a 14.54 ERA (4.1 ip, 8 h, 7 r, 7 er, 4 bb, 9 so, 3 hr). **2001**—was a combined 7-1 with four saves and a 2.44 ERA in 29 games, nine starts, for Edmonton in the Twins organization, Sonoma County in the independent Western League, and Akron and Buffalo in the Indians organization...began the season on the disabled list at Triple-A Edmonton with a pulled right hamstring...was activated from the D.L. on April 23...made seven relief appearances and had a 9.00 ERA and .386 opponents batting average when he was released on May 23...signed with Sonoma County and was 1-0 with a 1.42 ERA in four games, two starts, before signing with the Cleveland organization on June 22...assigned to Double-A Akron and went 4-0 with four saves and a 1.37 ERA in 17 games, six starts...allowed a .259 opponents batting average but that marked dropped to .108 (4 for 37) with runners in scoring position, including .063 (1 for 16) with RISP and two outs...went 3-0 with a 1.41 ERA in his six starts, all of which came over his last six games beginning on July 31...promoted to Triple-A Buffalo on August 31 and made one start on September 1 at Rochester, a win (5.0 ip, 5 h, 1 r, 1 er, 1 bb, 2 so).

Personal/Miscellaneous

David Wayne Hooten was originally signed by Minnesota scout Mark Quimuyog...graduated from Atlanta (Texas) High School in 1993...attended Mississippi State University.

LIFETIME PITCHING RECORD

Year	Club	W	L	ERA	G	GS	CG	SHO	SV	IP	H	R	ER	HR	HB	BB	IBB	SO	WP	BK
1996	Elizabethton	1	0	4.32	6	0	0	0	1	8.1	6	4	4	0	1	5	0	15	0	2
	Fort Wayne	4	1	2.41	21	0	0	0	2	37.1	30	11	10	0	2	13	1	39	3	1
1997	Fort Wayne	11	8	2.61	28	27	2	2	0	165.2	134	57	48	5	9	54	0	138	4	6
1998	Fort Myers	9	11	4.49	28	28	0	0	0	158.1	185	94	79	7	11	57	0	136	4	0
1999	New Britain	6	6	3.56	52	5	0	0	1	103.2	94	55	41	10	1	49	2	89	3	0
2000	New Britain	4	3	5.28	37	2	0	0	1	61.1	59	38	36	6	4	26	1	64	1	0
	Salt Lake	1	2	3.90	13	0	0	0	1	27.2	26	14	12	7	0	10	0	15	0	0
2001	Edmonton	1	1	9.00	7	0	0	0	0	10.0	17	10	10	1	1	4	0	4	3	0
	Sonoma County	1	0	1.42	4	2	0	0	0	12.2	12	6	2	0	1	3	0	9	0	0
	Akron	4	0	1.37	17	6	0	0	4	46.0	43	7	7	3	1	12	0	31	3	0
	Buffalo	1	0	1.80	1	1	0	0	0	5.0	5	1	1	1	0	1	0	2	0	0
2002	West Tenn	5	1	1.30	65	0	0	0	9	76.0	49	13	11	4	3	19	0	66	5	0

CAREER TRANSACTIONS

1996 — Selected by the Minnesota Twins organization in the 14th round of the free agent draft, June 2.

2001 — Released, May 23; signed by Sonoma County of the independent Western League, June. Contract purchased by the Cleveland Indians organization, June 22. Granted free agency, October 15; signed by the Chicago Cubs organization, November 16.

2002 — Granted free agency, October 15; signed by the Oakland Athletics organization, November 8.



Graham Koonce 61

Infielder

Ht/Wt: 6-4 / 225

Birthdate: May 15, 1975

Birthplace/Resides: El Cajon, California / Julian, California

Major League Service: None

Obtained: Selected from the San Diego Padres organization in the minor league portion of the Rule 5 draft, December 13, 2001

Contract Status: First year of a one-year contract through 2003.

2002 Highlights

Was selected by the A's organization in the minor league portion of the Rule 5 draft prior to the season and spent the year at Double-A Midland where he led all of minor league baseball with 133 walks...that was 31 more than the nearest player, Shawn Fagan of the Toronto organization (102)...set a Midland franchise record for walks...the walks fueled a .440 on-base percentage that ranked fourth in the minors...had career highs in walks, on-base percentage, home runs (24), RBI (96), games (140) and strikeouts (117)...the home runs ranked second among all Double-A players and the RBI tied for second...the RBI led the A's farm system and he ranked second in home runs...was named to the Texas League Post-Season All-Star team at designated hitter...led the league in games, home runs, RBI, walks and on-base percentage, ranked third in runs scored (86), fourth in slugging (.487) and strikeouts and tied for fifth in extra base hits (52)...led the Rockhounds in games, runs, hits (129), total bases (229), doubles (28), home runs, RBI, walks, slugging and on-base percentage...his batting average broke down to .202 (23 for 114) with four home runs against left handed pitching compared to .298 (106 for 356) with 20 home runs against right handers...hit .249 (75 for 301) with 20 HR and 65 RBI while batting third and .302 (42 for 139) with 3 HR and 23 RBI when hitting clean-up...appeared defensively in 119 games at first base but also hit .324 (23 for 71) with five home runs and 19 RBI in 20 games at designated hitter...had 19 home runs in his first 72 games and five in his last 68...best month of the season was April as he hit .315 (29 for 92) with 7 HR and 27 RBI, all his best one month figures in 2002...the RBI tied for third most in all of minor league baseball in April...had a season high five RBI on April 25 against Arkansas to start a 12-game stretch through May 7 where he had nine home runs and 21 RBI...had his first of two two-homer games on April 27 against Shreveport and homered in three

consecutive games from April 27-29 and May 5-7...batting average was at .324 following play on May 7 but he went 47 for 207 (.227) over his next 63 games through July 16, dropping his average to the .261 mark...however, drew 72 walks over that span...had a 23-game stretch from May 10 to June 2 where he reached base safely via hit or walk in each game...hit his lone grand slam of the season on June 5 against Tulsa...had his second two homer game of the season on June 10 at Wichita...named to the Texas League All-Star Game and went 1 for 5 in the contest...after his average bottomed out at .261 on July 17, he went 45 for 148 (.304) over his last 44 games to finish the year at .274...hit the game winning three-run home run in the bottom of the ninth inning in an 8-6 win over Arkansas on August 13.

Career

1994—spent his first professional season with Bristol of the Rookie Appalachian League and hit .217 with no home runs and 15 RBI in 43 games...finished second on the clubs with 28 walks. **1995**—played for Jamestown in the New York-Penn League and hit .280 with three home runs and 34 RBI in 73 games...led the Jammers in games (73), at bats (289) and hits (81) and tied for the team lead in RBI. **1996**—hit .239 with eight home runs and 59 RBI in 133 games with Fayetteville in the South Atlantic League...had a career high 486 at bats and added three triples which ties his career high...appeared in 132 games at first base and also made his professional debut in the outfield with one game. **1997**—released by the Detroit organization at the end of spring training and signed with Tri-City of the independent Western League...hit .287 with three home runs and 34 RBI in 89 games with the Posse...stole a career high 13 bases and matched his career high with three triples...added 67 walks which ranked second in the Western League...led Tri-City in runs scored (46). **1998**—returned to the Western League for the second consecutive season but this time played for Chico where he hit a career high .331 in 69 games...added 10 home runs, 41 RBI and a career high .517 slugging percentage...led the Heat in batting...appeared in 47 games at first base and 19 in the outfield. **1999**—signed with the San Diego Padres organization following the 1998 season and played for Single-A Rancho Cucamonga in the California League...hit .285 with 19 home runs and 79 RBI...added 76 walks and a career high 11 hit by pitches...tied for third in the Padres farm system in home runs...led his team in walks and on-base percentage (.392) and finished second in games (132), at bats (474), runs (76), total bases (210), home runs, RBI and hit by pitches...hit .211 against left handed pitching and .316 against right handers...had an 11-game hitting streak from April 21 to May 3 as part of a 23-game stretch from April 16 to May 12 where he reached base safely via hit or walk in each game...homered twice on May 9 against Lancaster and July 3 at Lancaster...had a season high four hits on July 30 at High Desert...best month of the season was July when he hit .337 (35 for 104) with seven home runs and 19 RBI in 27 games...batted .316 (6 for 19) with a home run and five RBI in five playoff games for the Quakes. **2000**—spent his second consecutive season at Rancho Cucamonga and responded with career highs in runs (92), hits (140) and doubles (40) while matching his best in triples (3)...also walked 107 times which ranked second in all of minor league baseball...led the Padres farm system in RBI (93), tied for second in home runs (18) and tied for seventh in batting (.295)...led the California League in doubles and walks, tied for the league lead in extra base hits (61), ranked third in on-base percentage (.425), tied for third in games (137), tied for fourth in slugging (.505) and fifth in total bases (240)...led his team in doubles, home runs, RBI, walks, slugging and on-base percentage...average improved to .339 (21 for 62) with runners in scoring position and two outs...his monthly average was never higher than .305 or lower than .276...reached base safely via hit or walk in 28 consecutive games from May 9 to June 5...homered in three consecutive games, August 19-21. **2001**—spent most of the season at Double-A Mobile before being moved up to Triple-A Portland on August 27...hit .266 with 13 home runs and 48 RBI in 109 games with Mobile before going 3 for 14 (.214) with a home run and two RBI in six games with Portland...batted a combined .263 at both stops but added 94 walks for a .429 on-base percentage...the walks ranked fifth in all of minor league baseball and the on-base percentage was sixth...led the Southern League in walks (89) and on-base percentage (.429)...led Mobile in runs scored (52), home runs, walks and on-base percentage...while at Mobile, he appeared in 56 games at first base and 27 in left field...also hit .303 (20 for 66) in 19 games at designated hitter and was 0 for 6 with four walks as a pinch hitter...reached base safely via hit or walk in 25 consecutive games from May 7 to June 8...homered twice on July 20 against Jacksonville...best month of the season at Mobile was August when he hit .383 (18 for 47) with three home runs and 11 RBI in 18 games...five of those RBI came on August 17 against Orlando.

Personal/Miscellaneous

Graham Clinton Koonce was originally signed by Detroit scout Dick Wiencek...graduated from Julian (CA) HS...was drafted in the 60th round of the June, 1993 draft but did not sign until September 5...attended UCLA.

LIFETIME PLAYING RECORD

Year	Club	AVG.	G	AB	R	H	2B	3B	HR	RBI	SH	SF	HP	BB	SO	SB	CS	SLG	OBP	E
1994	Bristol	.217	43	115	14	25	4	0	0	15	0	3	2	28	22	3	0	.252	.372	8
1995	Jamestown	.280	73	289	37	81	16	1	3	34	0	1	2	35	63	8	3	.374	.361	12
1996	Fayetteville	.239	133	486	61	116	22	3	8	59	2	5	5	58	97	7	7	.346	.323	9
1997	Tri City	.287	89	286	46	82	15	3	3	34	2	4	3	67	55	13	6	.392	.422	9
1998	Chico	.331	69	242	50	80	15	0	10	41	0	1	3	38	41	0	0	.517	.426	7
1999	Rancho Cucamonga	.285	132	474	76	135	16	1	19	79	0	6	11	76	110	4	1	.443	.392	17
2000	Rancho Cucamonga	.295	137	475	92	140	40	3	18	93	0	4	4	107	105	0	0	.505	.425	18
2001	Mobile	.266	109	320	52	85	18	0	13	48	1	2	4	89	83	0	0	.444	.429	3
	Portland	.214	6	14	5	3	1	0	1	2	0	0	0	5	6	0	0	.500	.421	0
2002	Midland	.274	140	470	86	129	28	0	24	96	0	5	10	133	117	2	0	.487	.440	14

CAREER TRANSACTIONS

1993 — Selected by the Detroit Tigers organization in the 60th round of the free agent draft, June 3.

1997 — Released, March 26; signed by Tri-City of the independent Western League, May.

1998 — Signed by Chico of the independent Western League, May. Signed by the San Diego Padres organization, December 5.

2001 — Selected by the Oakland Athletics organization in the minor league Rule 5 draft, December 13.



Luis Lopez

9

Infielder

Ht/Wt: 6-0 / 205

Birthdate: October 5, 1973

Birthplace/Resides: Brooklyn, New York / Corpus Christi, Texas

Major League Service: 82 days

Obtained: Claimed on waivers from the Toronto Blue Jays, December 17, 2001

Contract Status: First year of a one-year contract through 2003.

2002 Highlights

Spent the entire season at Sacramento, the fourth consecutive season he has spent most of his year at the Triple-A level...batted .283 with nine home runs and 72 RBI with the River Cats...the batting average was the lowest mark of his career and it marked just the second time he has hit under .300 over a full season (.285 in 1996)...led Sacramento in games (131), at bats (516) and hits (146) and ranked second in doubles (28) and total bases (201)...matched his career high with 64 walks...struck out 63 times, marking the fifth time in his eight minor league seasons he has finished with fewer strikeouts than walks...fared better on the road where he batted .306 (86 for 281) with six home runs and 45 RBI compared to .255 (60 for 235) with three home runs and 27 RBI at Raley Field...averaged improved slightly to .297 (47 for 158) with runners in scoring position...had two grand slams...batted at every spot in the order from third through seventh...saw his most extensive action hitting clean-up (64 for 249, .257) and fifth (39 for 140, .279) but had his best batting average when hitting third (29 for 71, .408)...saw all of his playing time at third base where he appeared in 131 games and committed 14 errors for a .957 fielding percentage...was in the major league camp with the A's during the spring and hit .341 (15 for 44) with two home runs and seven RBI in 26 games...was one of the last cuts as he was optioned to Sacramento on March 30...started slowly with the River Cats as he hit .232 in April and

.229 in May, hitting just one home run in each month...average improved every month the rest of the way as he hit .282 in June, .299 in July and .370 in August before going 4 for 10 (.400) in two games in September...had three hits and five RBI on April 12 against Nashville and added another three hit game on April 16 against Las Vegas to bring his average to the .280 mark...then went 11 for 71 (.155) over his next 18 games to drop his average to .207...had four hits at Fresno on June 3...added a home run and three RBI and then homered and drove in four runs the next day against the Grizzlies...doubled in five consecutive games from June 12 to 15...hit .326 (14 for 43) with three home runs, 11 RBI and seven walks over a 10-game stretch from July 2 to 14...was hitting .257 entering play on July 30 and then put together a 13-game hitting streak from July 30 to August 13 (24 for 55, .436) to push his average to .278...finished the season with a six-game hitting streak (11 for 28, .393) to push his average to a season-ending and season-high .283.

Career

1995—began his professional career with St. Paul of the Northern League before signing with independent Ogden of the Pioneer League...finished fourth in the league in batting (.357) and fifth in slugging (.555)...had the fifth best home run per at bat ratio in the league (1 per 26 at bats) and was also fifth toughest to strike out (1 per 10.25 plate appearances). **1996**—tied for St. Catharines team lead with 17 doubles...hit .406 (26 for 64) with 3 HR and 18 RBI over a 17 game stretch from July 19 to August 6...hit safely in nine straight games, August 5 to 13 (14 for 37, .378). **1997**—led the South Atlantic League in batting (.358), hits (180) and on-base percentage (.430), finished second in doubles (47), tied for second in runs (96), third in total bases (268) and extra base hits (62) and fourth in RBI (99) and slugging (.533)...was second in strikeouts per plate appearance (1 per 12.82)...led Hagerstown in games (136), at bats (503) and walks (60)...winner of the R. Howard Webster award as team MVP...compiled a 15-game hitting streak, May 1 to 16, hitting .523 (34 for 65) during the streak and earning the league's player of the week honors...a week later, he embarked on an 11-game hitting streak (14 for 35, .400)...hit .455 (51 for 112) in May to lead the entire minor leagues...he also won the organization's player of the month honors for May and August...was the winner of Howe Sportsdata's "Star of Stars" award as MVP of the all-star game...went 5 for 5 with two doubles and three RBI on June 26 against Piedmont...hit safely in 10 straight games, July 25 to August 6 (19 for 41, .463)...doubled in four consecutive games, August 21 to 24...hit .371 at home and .344 on the road...played 87 games at first base without committing an error. **1998**—named MVP of the Knoxville Smokies...finished fifth in the Southern League in strikeouts per plate appearance (1 per 9.44) and eighth in batting (.313)...led Knoxville in hits (141), sacrifice flies (8) and intentional walks (3) and tied for the team lead in home runs (15)...began the year at Knoxville and went 4 for 4 on April 7...had another 4 for 4 performance on June 12 against Greenville...went 4 for 5 with a pair of doubles and three runs scored on June 21 against Mobile...hit .327 (107 for 327) with 13 HR and 69 RBI against right handed pitchers...hit .354 (17 for 48) with 4 HR and 26 RBI with runners in scoring position and two outs...was called up to Syracuse on August 2 and hit safely in his first five games (7 for 22, .318)...went 2 for 9 with four RBI in three playoff games for Knoxville. **1999**—was third in the International League and led the Blue Jays organization in hits (171)...was fifth in the league in strikeouts per plate appearance (10.03)...ranked sixth in the IL and third in the organization in average (.322)...led Syracuse in batting, games (136), at bats (531), runs (76), hits, total bases (222), doubles (35) and sacrifice flies (8)...was third on the team in triples (2) and RBI (69)...was 4 for 5 with four runs scored on May 6 at Durham...hit safely in 21 of 22 games from May 16 to June 7 and batted .352 (31 for 88) during that streak with 15 runs and 18 RBI...had a grand slam and seven RBI on May 18 against Durham...hit .347 (41 for 121) with 20 runs and 22 RBI in 30 games in May and followed that up with a .351 (40 for 114) average in 28 games in June...hit safely in 22 of 24 games from July 20 to August 7 (25 for 67, .373)...hit .330 (30 for 91) in 25 games in July...had a 13 game hitting streak from August 12 to 24...had four hits on August 31 vs. Scranton-WB...hit .322 (82 for 255) at home and .322 (89 for 276) on the road...batted .360 (40 for 111) against left handed pitchers and .346 (45 for 130) as a leadoff hitter...recorded 50 multiple hit games. **2000**—finished second in the International League with 161 hits and a .328 batting average for Triple-A Syracuse...led the IL with one strikeout every 16.64 plate appearances...drew 48 walks and had 35 extra base hits in 130 games for a .430 slugging percentage and .384 on-base percentage...did not strike out in 14 consecutive games, April 14 to May 3, going 22 for 55 (.400) with 11 RBI...had a season high three doubles in a 15-7 loss against Buffalo on May 20...did not strike out in 25 consecutive

games, May 12 to June 13...had a 12-game hitting streak, July 4 to 16 and went 5 for 5 with a season high five RBI in a 14-6 victory over Rochester on August 23. **2001**—split the season between Triple-A Syracuse of the International League and Toronto where he hit .244 in 41 games with four doubles, three home runs and 10 RBI...at Syracuse, was named team MVP after hitting .324 with 26 doubles, 10 home runs and 73 RBI...is the only four-time R. Howard Webster Award winner for an MVP season with a Blue Jays affiliate...opened the season in Syracuse and had three stints with Toronto...was recalled to Toronto on April 28 until May 18, appearing in seven games and batting .167 with a home run...made his major league debut on April 29 as a pinch hitter and was walked intentionally...first official at bat came on April 30 and he was 0 for 1 as a pinch hitter...had his first major league hit on May 5, a pinch hit single off the Mariners Arthur Rhodes...on May 13, he was 1 for 4 as the designated hitter with his first major league home run off Jamie Moyer...returned to Toronto from July 1 to August 3...in July, started 26 of 27 games at third base and hit .266 with four doubles, a home run and seven RBI...hit in a career high eight straight games from July 2 to 12...had back-to-back three-hit games on July 4 and 5 in Tampa Bay...was recalled to Toronto for the third time on September 4...appeared in six more games and hit .200...hit .265 against right handed pitching with two home runs and seven RBI and .194 against left handed pitching with a home run and three RBI...hit .182 at SkyDome and .297 on the road...batted .296 (8 for 27) with runners in scoring position.

Personal/Miscellaneous

Luis Lopez...originally played for St. Paul of the Independent Northern League and independent Ogden of the Pioneer League before signing with the Blue Jays organization.

LIFETIME PLAYING RECORD

Year	Club	AVG.	G	AB	R	H	2B	3B	HR	RBI	SH	SF	HP	BB	SO	SB	CS	SLG	OBP	E
1995	St. Paul (Ind.)	.111	13	27	4	3	0	0	0	0	0	0	0	7	3	0	0	.111	.294	-
	Ogden	.357	46	182	36	65	15	0	7	39	3	2	2	16	20	1	1	.555	.411	11
1996	St. Catharines	.285	74	260	36	74	17	2	7	40	4	3	7	27	31	2	3	.446	.364	3
1997	Hagerstown	.358	136	503	96	180	47	4	11	99	0	6	8	60	45	5	8	.533	.430	3
1998	Knoxville	.313	119	450	70	141	27	1	15	85	0	8	3	58	55	0	2	.478	.389	3
	Syracuse	.220	11	41	6	9	0	0	1	3	0	1	0	6	6	0	0	.293	.313	1
1999	Syracuse	.322	136	531	76	171	35	2	4	69	2	8	1	40	58	1	0	.418	.366	6
2000	Syracuse	.328	130	491	64	161	27	1	7	79	0	8	2	48	33	3	1	.430	.384	7
2001	Syracuse	.324	87	339	57	110	26	2	10	73	0	6	2	39	31	1	1	.501	.391	0
	TORONTO	.244	41	119	10	29	4	0	3	10	1	0	0	8	16	0	0	.353	.291	5
2002	Sacramento	.283	131	516	66	146	28	0	9	72	0	4	1	64	63	2	3	.390	.361	14
M.L. Totals		.244	41	119	10	29	4	0	3	10	1	0	0	8	16	0	0	.353	.291	5

CAREER TRANSACTIONS

1995 — Signed by independent Ogden of the Pioneer League, July 8. Released, September 2.

1996 — Signed by the Toronto Blue Jays organization, June 15.

2001 — Released, December 13; claimed on waivers by the Oakland Athletics, December 17.



David McCarty 18

Infielder/Outfielder

Ht/Wt: 6-5 / 215

Bats/Throws: Right / Left

Birthdate: November 23, 1969 Opening Day Age: 33

Birthplace/Resides: Houston, Texas / Piedmont, California

Major League Service: 5 years, 107 days

Obtained: Signed to a minor league contract, November 18, 2002

Contract Status: First year of a one-year contract through 2003.

2002 Highlights

Appeared in a total of 25 games at the major league level, batting .136 with two home runs and four RBI with Kansas City and Tampa Bay...was on the Royals opening day roster and was hitting .094 (3 for 32) in 13 games when he was designated for assignment on May 13...was released two days later and signed a minor league contract with Tampa Bay on May 21...assigned to Triple-A Durham and batted .325 with eight home runs and 22 RBI in 29 games...was brought up by Tampa Bay on June 25 and hit .176 (6 for 34) in 12 games before he was designated for assignment on July 20...was out-righted back to Durham on July 24 but did not play before he was released on August 7...at the major league level, he hit .188 (6 for 32) with both of his home runs against left handers and .088 (3 for 34) against right handers...was 1 for 20 (.050) with runners in scoring position...batted .333 (2 for 6) as a pinch hitter...appeared in 11 games, nine starts, in left field and nine games, eight starts, at first base...went 3 for 15 (.200) over his first six games with Kansas City before going 0 for 17 over his final seven games...with Durham, he batted .406 (13 for 32) with runners in scoring position...hit safely in 24 of 29 games, including each of his last 10 (15 for 40, .375) before he was brought up to Tampa Bay on June 25...had an RBI single in his first at bat that day against Toronto to snap his 0 for 17 streak at the major league level.

Career

1991—began his pro career at Class-A Visalia after being the third overall pick in the amateur draft by Minnesota...was promoted to Double-A Orlando on August 11...batted a combined .304 (42 for 138) with 6 HR and 19 RBI in 43 games. **1992**—was rated as the Twins' best prospect by *Baseball America* for the second consecutive season...placed fourth in Southern League (Double-A) action with 79 RBI for Orlando...was promoted to Portland on September 1 after less than two seasons of pro baseball. **1993**—split the season between Minnesota and Triple-A Portland...had his contract purchased by the Twins on May 17...was batting .398 with 27 RBI in 31 games at Portland at the time of his promotion...singled off the Yankees' Jimmy Key in his debut that night...belted his first homer off Roger Pavlik of Texas on June 7...hit safely in 13 consecutive games from May 22-June 7...made 67 appearances in the outfield and posted 8 assists...also played 36 games at first base. **1994**—was on the Twins' Opening Day roster...played 32 games at first base and 14 in the outfield before being optioned to Triple-A Salt Lake City on June 30...hit a career-best .260 in 44 total games with the Twins...then hit .253 in in 55 games at Salt Lake. **1995**—began the season with the Twins but was traded twice during the season...was acquired by Cincinnati in a June 8 trade then dealt to San Francisco on July 21...hit a combined .227 (17 for 75) in major league work with the Twins and Giants...made his National League debut on September 1 versus the Mets...hit a combined .344 in two Triple-A stops at Indianapolis and Phoenix. **1996**—spent nearly the entire season with San Francisco...led Giants' pinch-hitters with nine RBI...collected his first homer of the season on April 22 versus Houston, his first roundtripper since May 15, 1994 (207 at-bats)...hit .318 in July action...was on the disabled list from June 6 to 27 with a sprained right ankle, suffered when he tripped over a shoe in his hotel room. **1997**—was second in the Pacific Coast League in batting (.353), third in slugging (.590) and fourth in on-base percentage (.419) at Phoenix...did not hit below .320 in any month of the season...clubbed seven homers and posted 24 RBI in May action...had a two-homer game on June 30 at Tucson...hit .426 in August. **1998**—spent one month of the season with the Mariners and the remainder at Triple-A

Tacoma...hit safely in 24 of 32 games with Tacoma through May 11, batting .322 (39 for 121)...went 4 for 6 with four RBI on May 11 at Calgary in his last game before a recall by the parent Mariners on May 13...started at Tiger Stadium that night, going 0 for 3...belted his only major league homer of the year on May 23 versus Tampa Bay...went 3 for 5 on June 9 against his former team at San Francisco but was sent back to Triple-A on June 11...remained at Tacoma for the balance of the campaign...hit .341 (74 for 217) in Triple-A action from July 5 through the close of the season...led his Tacoma club with a .411 on-base percentage...saw action at all three outfield positions in addition to first base...hit .330 (38 for 115) versus lefthanded pitching at Triple-A and .313 (88 for 281) versus righthanders...enjoyed his best success away from Tacoma, hitting .354 (74 for 209) on the road. **1999**—spent the entire season at Triple-A Toledo in the Detroit organization and hit a minor league best 31 home runs...led the Mud Hens and ranked second in the International League in home runs...also had a minor league best and team leading 70 walks and tied his minor league best with a team leading 85 runs scored...also topped the club in hits (125) and total bases (248)...batted .328 (38 for 116) against left handed pitching and .249 (87 for 350) against right handed pitchers...started slowly as he was hitting just .194 (13 for 67) after 20 games...then hit safely in 10 of his next 11 games (16 for 44, .364) to boost his average to the .261 mark...homered in consecutive games on May 24 against Richmond and May 25 at New Orleans...had a pair of two homer games at Syracuse on June 11 and 13...hit seven home runs in July and then batted .301 with seven home runs in August...appeared in 115 games at first base and committed just one error in 1073 chances for a .999 fielding percentage...also appeared in 20 games in the outfield. **2000**—was the only non-roster invitee to make the Royals opening day roster...played 103 games for the Royals...started 48 games at first base...also made six starts in the outfield (three in left field, three in right field), and five more as the Royals designated hitter...batted .278 while posting career highs in home runs (12), RBI (53) and games played (103)...also tied a career best with 75 hits...batted .391 (9 for 23) with one home run and nine RBI as a pinch hitter, the highest average in the American League among pinch hitters with more than 20 at bats...his one pinch homer came on May 27 off Anaheim's Troy Percival, a game tying two-run shot in the bottom of the ninth inning of a 6-5, 10 inning Royals win...batted .365 against left handers and .223 against righties...tripled on May 24 against Texas, his first three-base hit since May 19, 1995...matched his career high with four hits and knocked in three runs at Boston on June 1...it was his first three RBI game since July 21, 1996...hit his first career grand slam on July 19 in a 10-5 victory over Cleveland...also had a career high four RBI in that game...hit .342 (26 for 76) with runners in scoring position. **2001**—started the season 6 for 48 (.188) over his first 22 games...raised his average to .242 by going 14 for 47 (.298) from May 15 to June 14...had a 3 for 39 drought from June 15 through August 3 which saw his average dip to .194 after 63 games...finished the year going 24 for 66 (.364) in his final 35 games...hit .080 (2 for 25) with one RBI as a pinch hitter after finishing as the Royals most effective pinch hitter in 2000 (9 for 23, .391)...hit .207 with five doubles and five homers in 53 games before the All-Star Break compared to .310 with two home runs and 11 RBI in 45 games following the break...hit a game-tying solo homer off Seattle's Kazuhiro Sasaki on May 27 before the Mariners rallied for a 5-4 win in 11 innings...recorded a season high three hits and three RBI on August 20 against Chicago, going 3 for 4 with a home run in the Royals 10-1 win...hit five of his seven home runs at Kauffman Stadium...played eight games in the outfield, including seven in left field.

Personal/Miscellaneous

David Andrew McCarty...graduated from Sharpstown (Texas) High School where he was a three-time, first-team all-district and All-Houston baseball player...was a two-time district Player of the Year and all-state player and 1988 Male Scholar-Athlete of the Year in Houston...earned an undergraduate degree in economics from Stanford University...was *Baseball America's* College Player of the Year in 1991 and earned both first-team All-America and Pac-10 Southern Division Player of the Year honors for his efforts at Stanford...hit .336 in his sophomore year for the Cardinal, helping the club to a third place finish in the College World Series...hit a team-high .455 for Team USA in 1990...played on the 1988 USA Junior Team that competed in Japan...is married, Monica...has two children, Reid and Maxine.

LIFETIME PLAYING RECORD

Year	Club	AVG.	G	AB	R	H	2B	3B	HR	RBI	SH	SF	HP	BB	SO	SB	CS	SLG	OBP	E
1991	Visalia	.380	15	50	16	19	3	0	3	8	0	0	3	13	7	3	1	.620	.530	0
	Orlando	.261	28	88	18	23	4	0	3	11	0	0	2	10	20	0	1	.409	.350	1
1992	Orlando	.272	129	456	75	124	16	2	18	79	1	6	8	55	89	6	6	.434	.356	9
	Portland	.500	7	26	7	13	2	0	1	8	1	0	1	5	3	1	0	.692	.594	1
1993	Portland	.385	40	143	42	55	11	0	8	31	0	3	1	27	25	5	2	.629	.477	2
	MINNESOTA	.214	98	350	36	75	15	2	2	21	1	0	1	19	80	2	6	.286	.257	8
1994	MINNESOTA	.260	44	131	21	34	8	2	1	12	0	0	5	7	32	2	1	.374	.322	5
	Salt Lake	.253	55	186	32	47	9	3	3	19	1	2	4	35	34	1	3	.382	.379	5
1995	MINNESOTA	.218	25	55	10	12	3	1	0	4	0	1	1	4	18	0	1	.309	.279	1
	Indianapolis	.336	37	140	31	47	10	1	8	32	1	1	1	15	30	0	0	.593	.401	2
	Phoenix	.351	37	151	31	53	19	2	4	19	0	1	6	17	27	1	1	.583	.434	2
	SAN FRANCISCO	.250	12	20	1	5	1	0	0	2	0	0	2	4	1	0	0	.300	.318	1
1996	SAN FRANCISCO	.217	91	175	16	38	3	0	6	24	0	2	2	18	43	2	1	.337	.294	3
	Phoenix	.400	6	25	4	10	1	1	1	7	0	1	0	2	4	0	0	.640	.429	0
1997	Phoenix	.353	121	434	85	153	27	5	22	92	1	2	2	49	75	9	4	.590	.419	3
1998	Tacoma	.317	108	398	73	126	30	2	11	52	1	2	6	59	85	9	6	.485	.411	2
	SEATTLE	.278	8	18	1	5	0	0	1	2	0	0	0	5	4	1	0	.444	.435	0
	Toledo	.268	132	466	85	125	24	3	31	77	0	3	4	70	110	6	6	.532	.366	2
2000	KANSAS CITY	.278	103	270	34	75	14	2	12	53	0	3	0	22	68	0	0	.478	.329	5
2001	KANSAS CITY	.250	98	200	26	50	10	0	7	26	1	4	1	24	45	0	0	.405	.328	8
2002	KANSAS CITY	.094	13	32	3	3	1	0	1	2	0	0	0	2	10	0	0	.219	.147	0
	Durham	.325	29	114	25	37	7	1	8	22	0	0	0	14	33	0	1	.614	.398	2
	TAMPA BAY	.176	12	34	2	6	0	0	1	2	0	0	2	4	9	0	0	.265	.300	0
	A.L. Totals	.239	401	1090	133	260	51	7	25	122	2	8	10	87	266	5	8	.367	.299	27
	N.L. Totals	.221	103	195	17	43	4	0	6	26	0	2	2	20	47	3	1	.333	.297	4
	M.L. Totals	.236	504	1285	150	303	55	7	31	148	2	10	12	107	313	8	9	.362	.298	31

CAREER TRANSACTIONS

- 1991** — Selected by the Minnesota Twins organization in the 1st round (third pick overall) of the free agent draft, June 3.
- 1995** — Traded to the Cincinnati Reds for pitcher John Courtright, June 8. Traded with outfielder Deion Sanders and pitchers Ricky Pickett, Scott Service and John Roper to the San Francisco Giants for outfielder Darren Lewis and pitchers Mark Portugal and Dave Burba, July 21.
- 1996** — On disabled list, June 6 to 27; included rehabilitation assignment to Phoenix, June 20 to 27.
- 1998** — Traded to the Seattle Mariners for outfielders Jay Leach and Scott Smith, January 30. Granted free agency, September 30; signed by the Detroit Tigers organization, December 18.
- 1999** — Granted free agency, October 15; signed by the Oakland Athletics organization, November 19.
- 2000** — Traded to the Kansas City Royals for cash considerations, March 24.
- 2002** — Released, May 15; signed by the Tampa Bay Devil Rays organization, May 21. Released, August 7; signed by the Oakland Athletics organization, November 18.



Billy McMillon

13

Outfielder

Ht/Wt: 5-11 / 195

Bats/Throws: Left / Left

Birthdate: November 17, 1971

Opening Day Age: 31

Birthplace/Resides: Otero, New Mexico / Columbia, South Carolina

Major League Service: 2 years, 32 days

Obtained: Signed to a minor league contract, November 18, 2002

Contract Status: First year of a one-year contract through 2003.

2002 Highlights

Was with the Florida Marlins in spring training but was released at the end of the spring and ended up spending the entire season at Triple-A Columbus in the New York Yankees organization...hit .301 with the Clippers with eight home runs and 46 RBI in 115 games...was the only regular in the Yankees farm system to hit .300 or better...led Columbus in hits (133), doubles (32), walks (59) and on-base percentage (.388) and tied for the team lead in runs scored (72)...batted .324 (111 for 343) with all eight of his

home runs against right handed pitching compared to .222 (22 for 99) against left handers...saw most of his action in the leadoff spot where he hit .300 (84 for 280), but also saw some playing time hitting second (20 for 61, .328) and third (27 for 90, .300)...average improved to .337 (30 for 89) with runners in scoring position, including .350 (14 for 40) with RISP and two outs...appeared in 75 games in left field and one at first base and also batted .303 (47 for 155) in 39 games as the designated hitter...hit .160 (4 for 25) with no extra base hits and three RBI in 14 spring training games with Florida but was released on March 30...signed a minor league deal with the Yankees organization on April 8 and hit .363 (41 for 113) over his first 30 games through May 19...hit .323 in April and .337 in May...reached base safely via hit or walk in 20 consecutive games from April 30 to May 25...then batted .281 in June, .280 in July and .288 in August...had a 10-game hitting streak from June 8 to 17 (15 for 39, .385)...reached base safely in 22 consecutive games from June 20 to July 16...had three doubles on July 25 against Norwich...homed twice on August 19 against Louisville and both came in extra innings...tied the game with a solo home run in the bottom of the 15th and hit the game winning two run shot in the 17th for a 10-9 win...went 4 for 4 with three doubles and a RBI on August 30 against Toledo in his only appearance of the season at first base.

Career

1993—made his pro debut at Single-A Elmira, collecting 69 hits in just 57 games...ranked seventh in the league with a .305 batting average, 19 points better than any other Elmira player...finished fourth in the league in on-base percentage (.398) and eighth in slugging (.465)...was second on his club with 14 doubles and third with six home runs. **1994**—played his first full professional season at Single-A Kane County, hitting the 100 RBI mark...led the Midwest League and all Marlins minor leaguers in RBI (101) and walks (84)...his 101 RBI marked a new Kane County record...started in the Midwest League All-Star Game and was named to the league's post-season All-Star squad...was also selected to the Topps Single-A All-Star team. **1995**—batted .313, third-best in the Eastern League, in a minor league best 141 games at Double-A Portland and was named Marlins Minor League Player of the Year...paced the league in hits (162), walks (96), on-base percentage (.423) and games played...finished second in at-bats (518) and runs (92), third in RBI (93) and fourth in total bases (239)...named to the Eastern League All-Star squad...collected 93 RBI, most in the Florida minor league system...also led Marlins farmhands in hits, walks and total bases...his 96 walks were fourth-most in all of the minors...belted two home runs twice, June 24 versus Trenton and July 21 versus Norwich...named the Eastern League Player of the Week July 24-30...named the Marlins Minor League Player of the Month in July. **1996**—played the first half of the 1996 season at Triple-A but was recalled to the majors by the Marlins on July 24 and spent the remainder of the campaign with Florida...collected his first major league hit in his debut on July 26 versus San Diego off Trevor Hoffman...went 2 for 3 with three RBI the next day versus the Padres...won the International League batting title with a .352 average despite his recall to the major leagues in July...his .352 average led all Marlins minor leaguers...earned the nod as a Triple-A All-Star from *Baseball America*...was also tabbed as an International League All-Star and the league's Rookie of the Year...was one of just two IL players with 15 or more homers to rank in the top 10 in hitting...led the circuit with a .418 on-base percentage...finished second with a .602 slugging percentage and fifth with 32 doubles...was named IL Player of the Week from June 10-16, batting .439 (18 for 41) with five doubles and three homers...named TOPPS/NAPBL Player of the Month for July...was rated as the Marlins seventh-best prospect prior to the season by *Baseball America*. **1997**—saw action with both the Marlins and the Phillies in 1997, combining for a .256 batting average with two homers and 14 RBI...was recalled by Florida twice, first spending time with the Marlins from May 17 to 23...went 1 for 5 (all pinch-hit appearances) and collected his first major league extra-base hit when he doubled on May 17 at Pittsburgh...rejoined the Marlins on June 22 and went 1 for 13 at the plate before returning to Triple-A Charlotte on July 10...started in left field on July 2 at Boston and July 6 at the Yankees...was acquired by the Phillies on July 21 in exchange for catcher Darren Daulton and was recalled by the major league club on August 18...hit his first career homer—a grand slam—off San Francisco's Mark Gardner at Veterans Stadium on August 18...went 3 for 5 in the game...started 19 games, 17 in left field, for the Phillies and had 12 RBI in those games...split his minor league action between Charlotte and Scranton/Wilkes-Barre...opened at Charlotte for the second year in a row and hit .279 with 26 RBI in 57 games...reported to Scranton/Wilkes-Barre after his trade

from the Marlins to the Phillies on July 21...batted .293 with 21 RBI in 26 games for the Red Barons...twice had four RBI in a game for Scranton/Wilkes-Barre, August 2 at Pawtucket and August 10 at Syracuse. **1998**—played all season at Scranton/Wilkes-Barre in 1998 but appeared in just 77 games due to injuries...ruptured a tendon in his right middle finger during a check swing on May 14 at Louisville...was on the disabled list from May 21 to July 13 and underwent surgery to repair the damage...hit two homers in a game twice, doing so on July 30 versus Rochester and August 23 at Syracuse...enjoyed a 10-game hitting streak from August 3 to 12 (.436, 17 for 39)...drove in a season-high five runs August 23 versus Syracuse...batted .308 with six doubles, six home runs and 16 RBI during August...strained his right hamstring September 1 versus Pawtucket, forcing him to miss the final six games of the season...hit .281 against lefties...batted .247 with righties on the mound, belting 11 of his 13 home runs. **1999**—enjoyed his best offensive season since 1996 at Triple-A Scranton/Wilkes-Barre and ranked eighth among all Triple-A players with a career high 38 doubles...his doubles total was fourth in the International League...finished third in the league with 97 runs...his team best .304 batting average as well as his 132 games played and 16 home runs were all his best marks since 1996...set a career-high with four triples...also drove in 85 runs after having no more than 70 RBI in any of his previous three campaigns...walked nearly as often as he fanned, recording 65 bases on balls and 79 strikeouts...hit safely in a season-high seven games three times including the first seven games (.550, 11 for 20)...homed, a grand slam, and drove in a season-high five runs on May 23 versus Durham...notched a season high 18 RBI in both April and July...posted a .346 batting average (72 for 208) from the beginning of July through the end of August with six homers and 34 RBI...batted .302 (32 for 106) versus lefthanded pitchers and .304 (109 for 358) versus righthanders...hit .323 (40 for 124) with runners in scoring position. **2000**—split his first season in the Tigers organization between Triple-A Toledo and Detroit... named the Tigers Minor League Player of the Year...had his contract purchased from Toledo July 31...made his first appearance in the major leagues since September 28, 1997 on August 5 versus Minnesota...belted two solo home runs versus the Twins, the first multi-home run game of his career...posted a career-high nine-game hitting streak August 10 to 27, batting .424 (14 for 33) with seven runs, three doubles and three RBI...established a career-high with three hits versus Seattle August 22...belted his second career grand slam September 23 at New York against the Yankees Roger Clemens...his four RBI matched a career-high...collected 18 RBI during September...was 5 for 7 (.714) with two RBI as a pinch-hitter...led the International League with a .345 batting average and a .446 on-base percentage...led the Mud Hens with 30 doubles...selected to the league's mid- and post-season all-star teams...collected 32 multi-hit games with Toledo...failed to reach base via a hit or walk in only 11 of 105 games...hit .403 (31 for 77) with nine doubles, four home runs and eight walks when leading off an inning...hit .347 (58 for 167) with 13 doubles, a triple, five home runs and 42 RBI with runners on base...posted an 18-game hitting streak May 16 to June 4 for Toledo...hit .378 (28 for 74) with 16 runs, seven doubles, five home runs and 11 RBI...collected five hits, including two doubles, and scored four runs June 23 versus Ottawa...was 38 for 98 (.388) in June and was named the TOPPS Player of the Month in the International League. **2001**—was claimed on waivers by the A's from Detroit and hit .293 in 20 games with Oakland before a shoulder injury ended his season in late July...batted .217 in 40 games overall as he was hitting just .088 in 20 games with the Tigers when he was designated for assignment on June 12...had appeared in just six games since April 25 when he was claimed on waivers by the A's on June 13...struggled initially with Oakland as he went 1 for 11 in his first five games to put his average at the .089 mark at the end of June...then hit .340 (16 for 47) in July with seven doubles and 10 RBI in 15 games...began post All-Star Break play with an eight-game hitting streak from July 13 to 21 (13 for 29, .448) which fell one short of his career high...had a pair of three hit games on July 13 against Los Angeles and July 20 at Kansas City, tying his career high...kept his hitting streak alive with a pinch hit two-run double on July 19 at Minnesota, snapping a season opening 0 for 13 streak as a pinch hitter, including 0 for 2 with the A's...ended up going 1 for 14 as a pinch hitter for the season...was placed on the 15-day disabled list July 23 with a right shoulder inflammation...had season ending arthroscopic surgery on the shoulder on August 15...his lone home run of the season came with Detroit on April 9 at Minnesota...has seven career home runs and three have come against the Twins...hit .156 (7 for 45) with the bases empty and .277 (13 for 47) with runners

on...has a .306 (52 for 170) career average with runners on base, including .288 (30 for 104) with runners in scoring position...ended up making 15 starts for the A's: 13 in left field, one in right field and one at designated hitter.

Personal/Miscellaneous

William Edward McMillon was originally signed by Marlins scout John Castelberry...attended Clemson University from 1991-93...finished his three-year career at Clemson with the best lifetime batting average in school history (.382)...named to *Baseball America's* All-Freshman team and to the All-Atlantic Coast Conference First Team after hitting .391 with 10 home runs and 48 RBI in 1991...hit .372 with four home runs and 27 RBI as sophomore in 1992...was an All-Atlantic Coast Conference selection, led the Tigers to the ACC Tournament title and finished second to Georgia Tech's Jason Varitek for the league's batting crown (.377) as junior in 1993...added five home runs and 30 RBI...is married, Krista.

LIFETIME PLAYING RECORD

Year	Club	AVG.	G	AB	R	H	2B	3B	HR	RBI	SH	SF	HP	BB	SO	SB	CS	SLG	OBP	E
1993	Elmira	.305	57	226	38	69	14	2	6	35	0	0	4	31	43	5	4	.465	.398	5
1994	Kane County	.252	137	496	88	125	25	3	17	101	1	9	10	84	99	7	3	.417	.366	7
1995	Portland	.313	141	518	92	162	29	3	14	93	1	5	7	96	90	15	9	.461	.423	4
1996	Charlotte	.352	97	347	72	122	32	2	17	70	0	2	5	36	76	5	3	.602	.418	4
	FLORIDA	.216	28	51	4	11	0	0	0	4	0	0	0	5	14	0	0	.216	.286	0
1997	Charlotte	.279	57	204	34	57	18	0	8	26	0	1	1	32	51	8	0	.485	.378	2
	FLORIDA	.111	13	18	0	2	1	0	0	1	0	0	0	7	0	0	0	.167	.111	0
	Scranton/W-B	.293	26	92	18	27	8	1	4	21	0	0	0	12	24	2	0	.533	.375	0
	PHILADELPHIA	.292	24	72	10	21	4	1	2	13	0	3	0	6	17	2	1	.458	.333	2
1998	Scranton/W-B	.258	77	267	42	69	16	1	13	38	0	3	3	34	59	6	3	.472	.345	2
1999	Scranton/W-B	.304	132	464	97	141	38	4	16	85	1	10	6	65	79	11	2	.506	.389	5
2000	Toledo	.345	105	380	61	131	30	1	13	50	0	4	2	71	65	3	1	.532	.446	6
	DETROIT	.301	46	123	20	37	7	1	4	24	2	4	1	19	19	1	0	.472	.388	1
2001	DETROIT	.088	20	34	1	3	1	0	1	4	0	0	1	2	12	0	0	.206	.162	0
	OAKLAND	.293	20	58	6	17	7	1	0	10	0	1	1	5	13	1	0	.448	.354	1
2002	Columbus	.301	115	442	72	133	32	3	8	46	1	3	6	59	71	2	5	.441	.388	1
	A.L. Totals	.265	86	215	27	57	15	2	5	38	2	4	3	26	44	2	0	.423	.347	3
	N.L. Totals	.241	65	141	14	34	5	1	2	18	0	4	0	11	38	2	1	.333	.288	1
	M.L. Totals	.256	151	356	41	91	20	3	7	56	2	8	3	37	82	4	1	.388	.324	4

CAREER TRANSACTIONS

1993 — Selected by the Florida Marlins organization in the 8th round of the free agent draft, June 3.

1997 — Traded to the Philadelphia Phillies for Darren Daulton, July 21.

1998 — Granted free agency, December 21.

1999 — Resigned by the Philadelphia organization, January 25. Granted free agency, October 15.

2000 — Signed by the Detroit organization, January 10.

2001 — Claimed on waivers by the Oakland Athletics, June 13. On disabled list, July 23 to November 9. Released, November 12; signed by the Florida Marlins organization, December 29.

2002 — Released, March 30; signed by the New York Yankees organization, April 8. Granted free agency, October 15; signed by the Oakland Athletics organization, November 18.



Adam Melhuse

65

Catcher

Ht/Wt: 6-2 / 200

Birthdate: March 27, 1972

Birthplace/Resides: Santa Clara, California / San Luis Obispo, California

Major League Service: 167 days

Obtained: Signed to a minor league contract, November 6, 2002

Contract Status: First year of a one-year contract through 2003.

2002 Highlights

Began the season with Triple-A Iowa in the Chicago Cubs organization but finished it at Triple-A Colorado Springs in the Colorado organization following his release by the Cubs on July 17...signed a minor league contract a day later with the Rockies organization...combined to hit .311 with 13 home runs and 59 RBI in 106 games...his 44 walks fueled a .389 on-base percentage...his batting average ranked third best among all minor league switch hitters and fourth best among all minor league catchers...caught 81 games but also appeared in 13 games at third base, eight at first base, three in left field, one in right field and one at shortstop...was 3 for 13 (.231) as a designated hitter and 4 for 12 (.333) with three doubles and five RBI as a pinch hitter...batted .224 (17 for 76) against left handed pitching and .336 (89 for 265) against right handers...batted in every spot in the order except leadoff and saw his most action hitting seventh (54 for 149, .362)...hit .416 (37 for 89) with runners in scoring position...tossed out 20 of 83 (24.1%) attempted base stealers...hit .292 with seven home runs and 39 RBI in 72 games with Iowa...went 4 for 5 with three runs, three doubles, a grand slam and five RBI on April 14 at Calgary which put his average at .400 (10 for 25) after seven games...ended up hitting .327 in 16 games in April...went 0 for 16 over a six-game stretch from May 10 to 17...hit .278 in May but then batted .306 in 23 games in June and was hitting .301 entering July...went 7 for 30 (.233) over his first 10 games in July and was released on July 17...went 4 for 5 with two RBI in his first game with Colorado Springs on July 19 at Salt Lake and hit safely in each of his first six games with the Sky Sox (10 for 22, .455)...ended up hitting .342 in 11 games in July and .347 in 21 games in August...finished the Colorado Springs portion of his campaign with a .348 batting average, six home runs and 20 RBI in 34 games...added 16 walks for a .424 on-base percentage...five of his six home runs came over a 13-game span from August 3 to 20...capped that stretch with another four-hit game on August 20 at Sacramento.

Career

1993—was a New York-Penn League all-star at third base in his first professional campaign, batting .256 with 14 doubles, five home runs and 32 RBI in 73 games for Single-A St. Catharines. **1994**—hit .258 with 11 home runs and 58 RBI in 118 games for Single-A Hagerstown. **1995**—spent the season at Single-A Dunedin, playing in 123 games...participated in eight double plays which was the most among Florida State League catchers. **1996**—began the year at Single-A Dunedin, where he hit 13 homers and drove in 51 runs in 97 games...his ratio of one home run every 24.2 at bats was the best among Florida State League batters...was named to the league's midseason all-star team...received a second-half promotion to Double-A Knoxville, playing in 32 additional games. **1997**—played in 31 games for Double-A Knoxville and in 38 for Triple-A Syracuse and hit a combined .234 with five home runs and 19 RBI. **1998**—saw action with both Double-A Knoxville and Triple-A Syracuse...batted .300 in 76 Double-A affairs with 22 doubles, 15 homers and 43 RBI, earning Southern League midseason all-star honors. **1999**—spent his seventh and final campaign in Toronto's minor league system, splitting time between Triple-A Syracuse and Double-A Knoxville...played in 128 overall contests...in 107 games for Knoxville, he batted .294 with 19 home runs and 69 RBI...his 108 walks led the Southern League, as did his .454 on-base percentage...was selected to the league's postseason all-star team as the utility player. **2000**—played for five different teams during the season, including his first big league stints with Los Angeles and Colorado...opened the year with the Dodgers' Double-A San

Antonio affiliate, then was promoted to Triple-A Albuquerque on April 24...was recalled to the majors for the first time May 29, but returned to Albuquerque three days later without seeing any big league action...rejoined the Dodgers on June 16 and made his M.L. debut that evening vs. St. Louis, going 0 for 1 as a pinch hitter...the next day, he was traded to the Rockies...went 0 for 4 as a pinch hitter before being sent to Triple-A Colorado Springs on June 28...returned to the majors August 21...recorded his first big league hit in memorable fashion on August 22, a 12th-inning game-winning single off Atlanta's Stan Belinda to give the Rockies a 7-6 victory...the base hit secured a victory for Brent Mayne, the first position player to earn a pitching victory since Rocky Colavito in 1968. **2001**—split the campaign between Colorado and the Rockies' Colorado Springs (AAA) affiliate, seeing action in 94 games overall...was in the majors May 19-May 28 and June 25 through the end of the season...in 40 games for the Rockies, he batted .183 with one home run and eight RBI...appeared in 23 games at catcher (16 starts) and one game at first base...was also utilized as a pinch hitter 18 times...hit his first home run in his first major league start behind the plate on June 30 at Arizona, a two-run shot off Troy Brohawn...in his next start on July 5 at San Diego, he was the catcher for Pedro Astacio's complete-game 4-0 shutout...on August 10 in Cincinnati, he had two hits, three RBI and three runs scored...in 54 Triple-A games, he hit .266 with 10 doubles, 7 homers and 32 RBI...saw action at catcher (38 games), first base (7 games) and in right field (3 games)...threw out 8 of the 33 (24.2%) baserunners who attempted to steal off him.

Personal/Miscellaneous

Adam Michael Melhuse...graduated from Lincoln High School (Stockton, CA) in 1990 where he played baseball and basketball...played collegiately for one year at Santa Clara University and for two years at UCLA...was an All-Pac 10 Conference selection as a junior.

LIFETIME PLAYING RECORD

Year	Club	AVG.	G	AB	R	H	2B	3B	HR	RBI	SH	SF	HP	BB	SO	SB	CS	SLG	OBP	E
1993	St. Catharines	.256	73	266	40	68	14	2	5	32	2	3	0	45	61	4	0	.380	.360	14
1994	Hagerstown	.258	118	422	61	109	16	3	11	58	1	6	1	53	77	6	8	.389	.338	13
1995	Dunedin	.215	123	428	43	92	20	0	4	41	1	4	1	61	87	6	1	.290	.312	13
1996	Dunedin	.248	97	315	50	78	23	2	13	51	0	4	3	69	68	3	1	.457	.384	15
	Knoxville	.213	32	94	13	20	3	0	1	6	1	1	0	14	29	0	1	.277	.312	2
1997	Knoxville	.230	31	87	14	20	3	0	3	10	1	1	0	19	19	0	0	.368	.364	2
	Syracuse	.237	38	118	7	28	5	1	2	9	0	1	1	12	18	1	1	.347	.311	2
1998	Knoxville	.300	76	240	56	72	22	0	15	43	0	0	0	70	39	4	4	.579	.458	11
	Syracuse	.289	12	38	4	11	3	0	1	7	0	1	0	7	6	0	0	.447	.391	2
1999	Knoxville	.294	107	374	79	110	25	0	19	69	0	3	4	108	76	5	6	.513	.454	6
	Syracuse	.282	21	71	15	20	5	0	2	16	0	0	0	10	20	1	1	.437	.370	0
2000	San Antonio	.397	16	58	17	23	7	0	2	9	1	1	2	11	9	3	0	.621	.500	2
	Albuquerque	.343	36	108	21	37	9	0	1	19	2	0	0	22	21	4	2	.454	.454	0
	LOS ANGELES	.000	1	1	0	0	0	0	0	0	0	0	0	1	0	0	0	.000	.000	0
	COLORADO	.174	23	23	3	4	0	1	0	4	0	0	0	3	5	0	0	.261	.269	0
	Colorado Springs	.279	42	140	23	39	5	1	3	18	0	0	0	21	35	2	3	.393	.373	2
2001	Colorado Springs	.266	54	184	26	49	10	1	7	32	1	0	2	31	42	0	1	.446	.378	5
	COLORADO	.183	40	71	5	13	2	0	1	8	0	2	0	6	18	1	0	.254	.241	1
2002	Iowa	.292	72	226	33	66	19	0	7	39	1	0	0	28	47	2	3	.469	.370	7
	Colorado Springs	.348	34	115	25	40	10	1	6	20	0	1	0	16	23	2	1	.609	.424	4
M.L. Totals		.179	64	95	8	17	2	1	1	12	0	2	0	9	24	1	0	.253	.245	1

CAREER TRANSACTIONS

- 1993** — Selected by the Toronto Blue Jays organization in the 13th round of the free agent draft, June 3.
1999 — Released, April 2; re-signed by the Toronto organization, April 6. Granted free agency, October 15; signed by the Los Angeles Dodgers organization, December 15.
2000 — Traded to the Colorado Rockies for a player to be named later, June 17. Granted free agency, October 18.
2001 — Resigned by the Colorado organization, January 29. Granted free agency, October 17; signed by the Chicago Cubs organization, November 8.
2002 — Released, July 17; signed by the Colorado organization, July 18. Granted free agency, October 15; signed by the Oakland Athletics organization, November 6.



Mitch Meluskey 21

Catcher

Ht/Wt: 6-0 / 200

Bats/Throws: Switch / Right

Birthdate: September 18, 1973 Opening Day Age: 29

Birthplace/Resides: Yakima, Washington / Yakima, Washington

Major League Service: 4 years, 29 days

Obtained: Signed to a minor league contract, November 16, 2002

Contract Status: First year of a one-year contract through 2003.

2002 Highlights

Saw limited action in his second season with the Tigers before being sidelined with low back pain...hit .222 (6 for 27) with one RBI in eight games...went 2 for 5 with two singles in his Tigers debut at Tampa Bay on April 3...drew a season high three walks in the Tigers home opener on April 5 against Cleveland...put together a four-game hitting streak from April 12 to 20 and hit .308 (4 for 13) during the streak...placed on the 15-day disabled list on April 22 retroactive to April 21 with low back pain...transferred to the 60-day disabled list on May 17 and missed the remainder of the season...outrighted to Toledo on October 2 and declared free agency.

Career

1992—made his professional debut at Rookie League Burlington, batting .230 with three homers and 16 RBI. **1993**—appeared in 101 games for Single-A Columbus, posting 84 hits and 47 RBI. **1994**—played solely for Kinston, appearing in 100 games...hit .241 with three homers and 41 RBI. **1995**—began the season at Single-A Kinston in the Indians organization before being acquired by Houston...appeared in eight games for Kinston, batting .241 with two RBI...acquired by Houston from Cleveland on April 27 in exchange for Buck McNabb...spent the rest of the season with Single-A Kissimmee...struggled offensively, batting just .215 in 78 games. **1996**—split his first year in the Astros system between Single-A Kissimmee and Double-A Jackson...hit .333 (77 for 231) with 31 RBI in 74 games at Kissimmee...was the Florida State League's top hitter for the first half of the season (.335)...named to the FSL All-Star team...hit .392 (20 for 51) with four doubles and 10 RBI in 14 games, June 4-19...promoted to Jackson to finish the season and hit .313 (42 for 134) in 38 games with 21 RBI...his combined .326 batting average was second among all minor league catchers. **1997**—split the season between Double-A Jackson and Triple-A New Orleans...appeared in a minor league best 124 games between the two teams, 73 with Jackson and 51 for New Orleans...hit .333 (9 for 27) with five doubles, two homers and nine RBI in his first seven games of the season...finished April batting .333 with five homers and 20 RBI...homered in both games of a June 10 doubleheader against Arkansas...hit .278 in June before pounding out a .378 batting average in July...recorded a season-high four hits and four RBI June 24 versus Tulsa...hit safely in 15 consecutive games June 14-July 1, raising his average 34 points...went 25 for 55 (.455) with a home run and seven RBI in that span...was blazing through the Texas League with a .340 average, 14 homers and 46 RBI before being promoted to New Orleans on July 2...left the Texas League second in slugging (.589), fifth in home runs, fifth in on-base percentage (.417) and seventh in batting...hit safely in 13 of his first 17 games for the Zephyrs, posting a .316 batting average (30 for 95) in July with two homers and 16 RBI. **1998**—spent the majority of the season with New Orleans...batted .353 (140 for 397) with 41 doubles, 17 homers and 71 RBI for the Zephyrs...named a *Baseball America* Triple-A All-Star and the Pacific Coast League's All-Star catcher...ranked third in the PCL in both batting average and doubles and was second in walks (85) and on-base percentage (.465)...led the Pacific Coast League with 10 intentional walks...was third among all minor leaguers with a .465 on-base percentage and fifth with a .353 batting average...named Triple-A Player of the Week by the Astros for August 17-23 after batting .381 (8 for 21) with a double, four homers, six RBI and six runs scored...named the ninth-best prospect in the Pacific Coast League...recalled by Houston on August 30 for his first taste of big league action...walked in his first major league plate appearance on August 30 against Pittsburgh's Mike Williams in the seventh inning...notched his first major league hit on Septem-

ber 8 versus Cincinnati with a lead-off double in the eighth inning off of Keith Glauber...remained in the game for his first major league appearance behind the plate. **1999**—made the major league team out of Spring Training and appeared in 10 games before having his season cut short by injury...recorded his first major league RBI April 7 versus the Cubs with a base hit that scored Richard Hidalgo...also marked his first major league start behind the plate...hit his first major league home run on April 20 at Chicago off of Matt Karchner, a solo shot that immediately followed a homer from Hidalgo...underwent season-ending surgery May 12 due to a right shoulder laxity...batted .306 (33 for 108) with 18 runs, two doubles, 15 RBI and four stolen bases with Maryvale in the Arizona Fall League following the season. **2000**—was named Rookie of the Year by the Houston chapter of the BBWAA after posting a .300-season during which he hit 14 home runs and drove in 69 runs...placed fifth in NL Rookie of the Year balloting, receiving one second place vote and four third place votes...ranked among NL rookie leaders in several categories with 14 home runs (3rd), 69 RBI (2nd), 21 multi-hit games (5th), 47 runs (6th), 101 hits (6th), 164 total bases (6th), 21 doubles (5th), 55 walks (4th) and 35 extra-base hits (5th)...batted .374 (40 for 107) with runners in scoring position, third best in the National League...tied for third in the league with a .625 batting average with the bases loaded...joined teammates Chris Truby and Julio Lugo as the first Houston rookies to hit 10 or more home runs since Jeff Bagwell (15) and Luis Gonzalez (13) in 1991...his 14 longballs were the most ever by an Astros rookie catcher, eclipsing John Bateman's 10 homers in 1963 and tying Joe Morgan's 1965 mark for the third most home runs by a Houston rookie...his 68 RBI tied John Bateman's 1966 club mark for most RBI for a catcher...his other RBI came in a pinch hit appearance...hit his first home run of the season April 23 versus San Diego...broke up Francisco Cordova's no-hit bid with an eighth inning double in his first start of the season on April 6...had a break-out month in May, during which he hit .316 (25 for 79) with five homers and 21 RBI...had Houston's first five-hit game since 1995 (Derek Bell) when he went 5 for 6 in a 10-inning win at Los Angeles on May 7...became the first player to hit the Enron Field roof on June 3 versus the White Sox when his second inning pop fly hit the girder of the south panel in foul territory...drove in a career-high four runs June 27 at Arizona...left the game in the fifth inning July 30 at Atlanta and was put on the disabled list the next day due to right bicep tendinitis...missed 17 games before being activated on August 18...launched two homers September 3 versus Atlanta, his first career multi-homer game...homered in consecutive games September 2 and 3...also notched homers in back-to-back games April 23 and 26...drew a career-high three walks September 7 versus Florida, including two intentional passes...hovered around the .300 mark for most of the season's second half...hit safely in 16 of his final 23 games (.325, 25 for 77) to end the year with a .300 average. **2001**—missed the entire 2001 season while on the disabled list...placed on the 15-day D.L. March 23 with right shoulder instability...had arthroscopic surgery performed on April 5 by Dr. James Andrews in Birmingham, Alabama to tighten the throwing shoulder...transferred to the 60-day disabled list on April 7.

Personal/Miscellaneous

Mitchell Wade Meluskey...attended Eisenhower High School in Yakima, WA.

LIFETIME PLAYING RECORD

Year	Club	AVG.	G	AB	R	H	2B	3B	HR	RBI	SH	SF	HP	BB	SO	SB	CS	SLG	OBP	E
1992	Burlington	.230	43	126	23	29	7	0	3	16	0	2	0	29	36	3	0	.357	.369	4
1993	Columbus	.246	101	342	36	84	18	3	3	47	4	7	4	35	69	1	1	.342	.317	7
1994	Kinston	.241	100	319	36	77	16	1	3	41	2	4	2	49	62	3	4	.326	.342	6
1995	Kinston	.241	8	29	5	7	5	0	0	2	0	0	2	9	0	0	0	.414	.290	1
	Kissimmee	.215	78	261	23	56	18	1	3	31	2	4	1	27	33	3	0	.326	.287	10
1996	Kissimmee	.333	74	231	29	77	19	0	1	31	1	5	1	29	26	1	1	.429	.402	9
	Jackson	.313	38	134	18	42	11	0	0	21	1	1	1	18	24	0	0	.396	.396	5
1997	Jackson	.340	73	241	49	82	18	0	14	46	0	3	3	31	39	1	3	.589	.417	6
	New Orleans	.250	51	172	22	43	7	0	3	21	0	1	1	25	38	0	0	.343	.347	4
1998	New Orleans	.353	121	397	76	140	41	0	17	71	0	5	3	85	59	2	0	.584	.465	10
	HOUSTON	.250	8	8	1	2	1	0	0	0	0	0	0	1	4	0	0	.375	.333	0
1999	HOUSTON	.212	10	33	4	7	1	0	1	3	0	0	0	5	6	1	0	.333	.316	0
2000	HOUSTON	.300	117	337	47	101	21	0	14	69	1	3	4	55	74	1	0	.487	.401	13
2001	DETROIT	(Injured — did not play)																		
2002	DETROIT	.222	8	27	3	6	0	0	0	1	0	1	1	5	3	0	0	.222	.353	0
N.L. Totals		.291	135	378	52	110	23	0	15	72	1	3	4	61	84	2	0	.471	.392	13
A.L. Totals		.222	8	27	3	6	0	0	0	1	0	1	1	5	3	0	0	.222	.353	0
M.L. Totals		.286	143	405	55	116	23	0	15	73	1	4	5	66	87	2	0	.454	.390	13

CAREER TRANSACTIONS

1992— Selected by the Cleveland Indians organization in the 12th round of the free agent draft, June 1.

1995— Traded to the Houston Astros for outfielder Buck McNabb, April 27.

1999— On disabled list, April 26 to October 15.

2000— On disabled list, July 31 to August 18. Traded with pitcher Chris Holt and outfielder Roger Cedeno to the Detroit Tigers for catcher Brad Ausmus, pitcher Doug Brocail and pitcher Nelson Cruz, December 11.

2001— On disabled list, March 23 to November 14.

2002— On disabled list, April 21 to September 30. Granted free agency, October 2; signed with the Oakland Athletics organization, November 16.



Chris Prieto

66

Outfielder

Ht/Wt: 5-11 / 180

Birthdate: August 24, 1972

Birthplace/Resides: Carmel, California / Fontana, California

Major League Service: None

Obtained: Signed to a minor league contract, November 8, 2002

Contract Status: First year of a one-year contract through 2003.

Bats/Throws: Left / Left

Opening Day Age: 30

2002 Highlights

Played for three different organizations as he began the year at Triple-A New Orleans in the Houston organization, spent the majority of the season with Oaxaca in the Mexican League and finished the year with Chico of the independent Western League...batted a combined .263 with eight home runs and 54 RBI in 87 games...added 19 stolen bases and now has 281 stolen bases in 1001 professional games over 10 seasons...began the year at New Orleans but hit just .198 in 21 games...all but one of his at bats came batting leadoff...hit .111 (1 for 9) against left handed pitching and .208 (16 for 77) against right handers...was 1 for 12 (.083) with runners in scoring position...went 1 for 18 over his final five games before he was released on April 29...went to Mexico to play for Oaxaca and had his best success there, hitting .290 with seven home runs and 51 RBI in 63 games...added seven triples and 18 stolen bases...tied for second in the Mexican League in triples...led his team in triples and ranked second in stolen bases...hit .236 (21 for 89) over his first 21 games before going 5 for 6 with three runs scored, a home run and three RBI on June 4 against Laredo...hit .319 (52 for 163) over his final 42 games with the Warriors...hit safely in each of his final nine games (14 for 36, .389) with 15 RBI, including a season high five RBI in his final regular season game on July 28 against the Mexico Tigers...hit .279 (12 for 43) with a home run, five RBI and 11 walks in 11 post-season games...returned to the United States and appeared in three games with Chico of the Western League where he played along side his brother Rick, going 2 for 12 (.167) with a home run, two RBI and five runs scored...with all three teams, he appeared in 69 games in center field and 18 in left field.

Career

1993—played for Spokane in his first professional season and led the Northwest League in runs (64) and stolen bases (36)...also ranked tied for second in the league in triples (5), third in doubles (17), fourth in hits (81) and total bases (111), fifth in at bats (280) and ninth in batting (.289). **1994**—spent the entire year with Single-A Rancho Cucamonga of the California League and hit .246 with one home run and 29 RBI in 102 games...led the Quakes with 29 stolen bases.. **1995**—returned to Rancho Cucamonga for the second consecutive season and hit .273 with two home runs and 35 RBI in 114

games...stole a career high and team leading 39 bases...also led his team in triples (6). **1996**—hit .304 with eight stolen bases in his first 16 games before he was placed on the disabled list with a fractured left thumb...returned on June 8 and ended up hitting .241 with two home runs, 23 RBI and 23 stolen bases in 55 games with the Quakes...moved up to Triple-A Las Vegas on August 3 and went 0 for 7 in five games before being sent to Double-A Memphis on August 11...was 4 for 12 (.333) in seven games before going on the disabled list on August 21 with a sprained right ankle...batted a combined .238 in 67 games at all three stops. **1997**—named to the Southern League All-Star team following the season and was also named Mobile Bay Bears team MVP...established career highs in triples (9) and RBI (70) while playing for both Single-A Rancho Cucamonga and Double-A Mobile...ranked eighth among Double-A players with a .418 on-base percentage...tied for third in the Southern League in triples (9) and fourth in stolen bases (26) and on-base percentage...was named California League Player of the Week for the week of April 20-26 after batting .333 with a double, a home run and eight RBI. **1998**—spent the entire season with the Padres Triple-A affiliate in Las Vegas...hit .304 with two home runs and 35 RBI in 92 games...added 20 stolen bases...had two stints on the disabled list because of a sprained left thumb: April 17 to May 6 and May 12 to 30...on May 30 vs. Salt Lake City, teamed with brother, Rick, to become the first twins to play together in the same Pacific Coast League game in 30 years...played for Caracas Leones in Venezuela during the winter. **1999**—returned to Triple-A Las Vegas for the second consecutive season and hit .241 with six home runs and 29 RBI in 108 games...finished first among Stars batters in triples (6) and was second in runs (66) and stolen bases (21)...played winter ball with the Mexicali Eagles and led the team in stolen bases and triples while ranking second in doubles. **2000**—signed a minor league contract with the Los Angeles organization as a free agent and was assigned to Triple-A Albuquerque...batted .278 with eight home runs and 31 RBI in 85 games...added 25 stolen bases...went 4 for 4 with a pair of triples and two RBI on April 20 vs. Edmonton...hit the game winning home run in the bottom of the 12th in an 8-7 win over Nashville on June 24...homed in consecutive games on July 8 and 9 against Omaha...loaned by the Dodgers to their Mexican League team, the Diablos Rojos, on July 18...hit .366 in 24 games...returned for a second winter season with the Mexicali Eagles. **2001**—spent the season in the Los Angeles Dodgers organization at Triple-A Las Vegas...hit .291 with 19 home runs and 58 RBI in 118 games...recorded 32 multi-hit games...played in the Triple-A All-Star game in Indianapolis and had a RBI double and scored a run for the Pacific Coast League squad...ranked third in the PCL in runs scored (98) and tied for second in stolen bases (25)...led the 51s in stolen bases and was caught stealing just seven times...hit .303 with runners in scoring position and .329 when leading off an inning...batted .292 vs. left handed pitching and .291 against right handers...reached base safely via hit or walk in 25 consecutive games, June 18 to July 17...committed just three errors all season in 261 chances (118 games)...led the team with 14 outfield assists...hit .487 (19 for 39) during his longest hitting streak of the season, a nine-game streak from June 21 to 30...added three home runs and eight RBI during the streak...drove in five runs in a 3 for 5 performance on August 11 vs. Sacramento, including the game winning home run in the ninth inning...went 4 for 7 with a double and two solo home runs in an 8-7, 15 inning defeat at Memphis on June 9.

Personal/Miscellaneous

Christian Michael Prieto...graduated from Carmel (CA) High School...attended the University of Nevada, Reno...twin brother Rick played in the minor league systems of Cleveland, Cincinnati, San Diego, Los Angeles and the Chicago White Sox from 1993 to 2001...is married, Kara.

LIFETIME PLAYING RECORD

Year	Club	AVG.	G	AB	R	H	2B	3B	HR	RBI	SH	SF	HP	BB	SO	SB	CS	SLG	OBP	E
1993	Spokane	.289	73	280	64	81	17	5	1	28	0	3	5	47	30	36	3	.396	.397	5
1994	Rancho Cucamonga	.246	102	353	64	87	10	3	1	29	6	4	5	52	49	29	11	.300	.348	3
1995	Rancho Cucamonga	.273	114	366	80	100	12	6	2	35	7	6	5	64	55	39	14	.355	.383	7
1996	Rancho Cucamonga	.241	55	216	36	52	11	2	2	23	2	0	0	39	36	23	8	.338	.357	1
	Las Vegas	.000	5	7	1	0	0	0	0	0	0	0	0	0	0	0	0	.000	.000	0
	Memphis	.333	7	12	1	4	0	1	0	0	0	0	0	1	2	2	0	.500	.385	0
1997	Rancho Cucamonga	.280	22	82	21	23	4	0	4	12	3	0	0	19	16	4	3	.476	.416	0
	Mobile	.320	109	388	80	124	22	9	2	58	1	5	10	59	55	26	6	.438	.418	2
1998	Las Vegas	.304	92	352	65	107	18	6	2	35	1	0	1	40	48	20	11	.406	.377	6
1999	Las Vegas	.241	108	348	66	84	14	6	6	29	2	2	6	46	51	21	6	.368	.338	1
2000	Albuquerque	.278	85	248	53	69	13	3	8	31	3	1	4	50	42	25	5	.452	.406	3
	Mexico	.366	24	93	28	34	4	3	2	13	0	1	1	25	10	12	3	.538	.500	0
2001	Las Vegas	.291	118	446	98	130	27	6	19	58	2	1	13	67	79	25	7	.507	.398	3
2002	New Orleans	.198	21	86	10	17	2	0	0	1	0	0	1	8	11	0	1	.221	.274	2
	Oaxaca	.290	63	252	58	73	18	7	7	51	6	1	9	30	32	18	0	.500	.384	2
	Chico (Ind.)	.167	3	12	5	2	0	0	1	2	0	0	1	2	3	1	0	.417	.333	0

CAREER TRANSACTIONS

- 1993** — Selected by the San Diego Padres organization in the 24th round of the free agent draft, June 3.
1999 — Granted free agency, October 15.
2000 — Signed by the Los Angeles Dodgers organization, January 20. Loaned to Mexico City, July 18; returned to the Los Angeles organization, September 6.
2001 — Granted free agency, October 15; signed by the Houston Astros organization, December 17.
2002 — Released, April 29. Signed by Oaxaca, May. Signed by Chico of the independent Western League, August. Signed by the Oakland Athletics organization, November 8.



John Rheinecker 48

Left Handed Pitcher

Ht/Wt: 6-2 / 215

Bats/Throws: Left / Left

Birthdate: May 29, 1979

Opening Day Age: 23

Birthplace/Resides: Belleville, Illinois / Waterloo, Illinois

Major League Service: None

Obtained: Selected as a compensation pick following the first round (37th pick overall) of the June, 2001 draft.

Contract Status: First year of a one-year contract through 2003.

2002 Highlights

Began the season at Single-A Visalia but was promoted to Double-A Midland on May 20 after going 3-0 with a 2.31 ERA in nine starts...was a combined 10-7 with a 3.07 ERA in 29 games, all starts, with both clubs...ranked second in the A's organization in ERA and was fourth with 162 strikeouts...walked just 34 batters for a strikeout to walk ratio of 4.8 to 1...issued just 24 free passes in 128.0 innings at Midland, an average of 1.62 per nine innings which ranked second among Southern League starters...also ranked tied for second in the SL in shutouts (1), fifth in baserunners per nine innings among starters (11.81) and eighth in ERA (3.38)...was just 7-7 in his 20 starts with the Rockhounds...finished second on the Midland pitching staff in starts, innings and strikeouts (100) and tied for second in losses...overall, allowed a .258 opponents batting average, including .239 (39 for 163) against left handed hitters and .227 (37 for 163) with runners in scoring position...tossed at least six innings in 20 of his 29 starts, allowed two earned runs or fewer 17 times and walked one batter or fewer 21 times...began the year at Visalia and held left handed hitters to a .114 (4 for 35) batting average...did not allow a run in four of his nine starts...tossed 6.0 shutout innings in his first start on April 4 against Bakersfield for his first

professional win (4 h, 7 so)...struck out a season high 11 in his second start on April 9 against Lake Elsinore...did not allow a run in either of his final two starts (13.0 ip, 7 h, 2 bb, 17 so) before his promotion to Midland...including a 10-strikeout game on May 10 against Modesto...tossed eight shutout innings in his first Double-A start, a win on May 20 against San Antonio (4 h, 1 bb, 7 so) and struck out the side in the first inning...went 2-1 with a 1.64 ERA (4 er in 22.0 ip) in his first three starts before going 2-2 with a 6.27 ERA (23 er in 33.0 ip) over his next six starts...then tossed his first career complete game and shutout, a five-hitter in the Rockhounds 2-0 win against San Antonio on July 9...walked one and struck out three...that started a season ending 11-start stretch where he went 3-4 despite a 2.59 ERA (21 er in 73.0 ip)...had his third 10 strikeout game of the season on August 15 against Arkansas when he tossed eight shutout innings (4 h, 1 bb) for the win.

Career

2001—signed with the A's on June 30 but did not pitch immediately and was eventually placed on the Vancouver disabled list on July 20 with a strained left forearm...activated on July 29 and went 0-1 with a 1.59 ERA in six games, five starts...was promoted to Modesto on August 25 and made two starts, going 0-1 with a 6.30 ERA...combined at both stops for a 0-2 record and a 3.03 ERA in eight games, seven starts...allowed a .192 opponents batting average and just one home run in 32.2 innings...best outing came with Vancouver on August 16 against Salem-Keizer when he tossed a season high 6.2 shutout innings (2 h, 2 bb, 5 so)...took the loss in his last outing with the Canadians on August 21 at Salem-Keizer, allowing two runs in 6.0 innings while matching his season high with five strikeouts.

Personal/Miscellaneous

John Philip Rheinecker was signed by A's scout Jim Pranski...graduated from Gibault Catholic High School (Waterloo, IL) in 1997...attended Belleville Area Community College and was drafted by the Seattle organization in 1998...did not sign and attended Southwest Missouri State...led the Missouri Valley Conference with a 2.85 ERA in 2000 and a 2.27 ERA in 2001...struck out 106 batters in 91 innings in 2001...was the A's third pick in the 2001 draft as he was selected as a compensation pick following the first round for the loss of free agent Kevin Appier to the New York Mets.

LIFETIME PITCHING RECORD

Year	Club	W	L	ERA	G	GS	CG	SHO	SV	IP	H	R	ER	HR	HB	BB	IBB	SO	WP	BK
2001	Vancouver	0	1	1.59	6	5	0	0	0	22.2	13	5	4	0	0	4	0	17	1	0
	Modesto	0	1	6.30	2	2	0	0	0	10.0	10	7	7	1	0	5	1	5	1	0
2002	Visalia	3	0	2.31	9	9	0	0	0	50.2	41	16	13	2	3	10	0	62	1	0
	Midland	7	7	3.38	20	20	1	1	0	128.0	137	63	48	7	7	24	1	100	6	1

CAREER TRANSACTIONS

1998—Selected by the Seattle Mariners organization in the 30th round of the free agent draft, June 2.

2001—Selected by the Oakland Athletics organization as a compensation pick following the 1st round of the free agent draft, June 5.



Oscar Robles

6

Infielder

Ht/Wt: 5-11 / 155

Birthdate: April 9, 1976

Birthplace/Resides: Tijuana, Mexico / Tijuana, Mexico

Major League Service: None

Obtained: Signed to a minor league contract, December 17, 2002

Contract Status: First year of a one-year contract through 2003.

Bats/Throws: Left / Right

Opening Day Age: 26

2002 Highlights

Played for Oaxaca in the Mexican League for the third consecutive season...established career highs with nine home runs, 76 RBI, 74 walks and a .489 slugging percentage and matched his career high with a .348 batting average...finished second in the Mexican League in walks and ninth in batting average...led Oaxaca in walks and was second in batting, runs scored (67), hits (128), RBI and on-base percentage (.452)...struck out just 35 times and has more walks than strikeouts in each of his eight professional seasons...has 430 career walks and just 233 strikeouts in 684 career professional games...hit .384 (71 for 185) with seven of his nine home runs at home...batted .376 in April, .354 in May, .273 in June and .381 in July...appeared in 70 games at third base, 45 at second base and one at first base...had an 18-game hitting streak from March 27 to April 17 (28 for 63, .444)...had his first of three four-hit games on April 11 against Puebla and added six RBI...topped the RBI figure with a seven-RBI game on May 14 against Veracruz with a double and a home run...went 0 for 19 over a seven-game stretch from June 12 to 19...averaged dropped to a season low .325 entering play on June 29 but he went 4 for 4 that day against Tabasco...added his third and final four-hit game on July 12 against Cancun...finished the regular season with a nine-game hitting streak (15 for 35, .429) and had 11 RBI over that stretch...then hit .419 (18 for 43) with a home run, four RBI and nine walks in 11 post-season games for the Guerreros...Oaxaca won the West Division of the Mexican League, swept Veracruz in four games in the opening round of the playoffs but then lost to the Mexico Tigers in seven games in the semi-finals.

Career

1994—played for Houston's affiliate in the Gulf Coast Rookie League and stole a career high 14 bases...ranked second in the league in on-base percentage (.442), fourth in strikeouts per plate appearance (1 per 12.29) and seventh in batting (.327). **1995**—was named to the New York-Penn League post-season All-Star team at shortstop after batting .287 in 58 games...ranked third in the league in strikeouts per plate appearance (17.13) as he fanned just 15 times...led Auburn in runs scored (49) and walks (39)...played shortstop exclusively for the only time in his career (55 games). **1996**—appeared in a career high 125 games at Kissimmee in the Florida State League...also had career highs in walks (74), hit by pitches (6) and triples (2)...led the FSL in walks and finished second in strikeouts per plate appearances (1 per 13.97)...led his club in games, at bats (427), runs (57) and walks. **1997**—spent most of the season with Kissimmee in the Florida State League...did have a two-game stint with Triple-A New Orleans from June 22 to 26 and went 1 for 3...hit .225 in 66 games with Kissimmee...added 43 walks for a .344 on-base percentage...appeared exclusively at second base for the only time in his career (66 games at both stops)...went 1 for 11 (.091) in three playoff games for Kissimmee. **1998**—began the season at Single-A Kissimmee for the third consecutive season and hit .271 in 66 games...added 38 walks for a .390 on-base percentage...went 1 for 5 in a four-game stint with Double-A Jackson from August 2 to 7...was on the disabled list twice from April 24 to May 7 with right knee tendinitis and May 27 to June 22 with a right knee sprain. **1999**—did not play. **2000**—appeared in one game for Mexico in the Mexican League before going on to hit a career high .348 in 84 games with Oaxaca...walked 68 times for a career high .461 on-base percentage...appeared

in 56 games at third base, 24 at second base and 13 at shortstop...had back-to-back four-hit games on May 26 and 27 against Saltillo and hit .408 in May...followed that up by hitting .353 in June...had not homered in the first 419 games of his professional career before going deep twice on July 5 against Laredo...that was part of an eight-game hitting streak (16 for 32, .500) that boosted his average to .401 after the second game of a double-header on July 8...went 43 for 148 (.291) over his final 38 games to finish the year at .348...that included a .257 average in August. **2001**—returned to Oaxaca and established career highs in at bats (466), runs (71), hits (138) and doubles (26) while tying his career high in triples (2)...batted .296 with five home runs and 51 RBI in 118 games...appeared in 98 games at third base, 42 at shortstop, five at second base and one in left field...hit .302 in March and .337 in April...that included a 13-game hitting streak from April 4 to 18 (23 for 54, .426)...had a season high four hits on April 7 against Torreon...was batting .333 on April 28 but then went 0 for his next 17 and 16 for 86 (.186) from April 29 to May 24...average dipped as low as .277 on May 26 but he hit .424 in June...entered July with a .321 batting average but then went 27 for 120 (.225) over his final 33 games to finish the year at .296.

Personal/Miscellaneous

Oscar M. Robles was originally signed by Houston Astros scout Deron Rombach...graduated from Montgomery (San Diego, CA) High School.

LIFETIME PLAYING RECORD

Year	Club	AVG.	G	AB	R	H	2B	3B	HR	RBI	SH	SF	HP	BB	SO	SB	CS	SLG	OBP	E
1994	GC Astros	.327	55	165	40	54	5	1	0	19	10	0	2	32	17	14	10	.370	.442	14
1995	Auburn	.287	58	216	49	62	9	1	0	19	1	1	0	39	15	8	2	.338	.395	16
1996	Kissimmee	.269	125	427	57	115	13	2	0	29	8	2	6	74	37	10	8	.309	.383	26
1997	Kissimmee	.225	66	236	39	53	4	0	0	21	8	2	1	43	28	0	1	.242	.344	8
	New Orleans	.333	2	3	0	1	0	0	0	0	0	0	0	1	1	0	0	.333	.500	0
1998	Kissimmee	.271	66	207	31	56	7	1	0	24	2	1	3	38	14	6	2	.314	.390	13
	Jackson	.200	4	5	0	1	0	0	0	0	1	0	0	1	1	0	0	.200	.333	0
2000	Mexico	.000	1	0	1	0	0	0	0	0	1	0	0	1	0	0	0	.000	1.000	0
	Oaxaca	.348	84	310	62	108	14	1	4	45	3	4	0	68	35	3	3	.439	.461	10
2001	Oaxaca	.296	118	466	71	138	26	2	5	51	3	5	1	59	50	4	5	.393	.373	14
2002	Oaxaca	.348	105	368	67	128	25	0	9	76	6	11	5	74	35	4	3	.489	.452	18

CAREER TRANSACTIONS

1994 — Selected by the Houston Astros organization in the 3rd round of the free agent draft, June 2.

1999 — Released, March 29.

2002 — Signed by the Oakland Athletics organization, December 17.



Mike Rose

64

Catcher

Ht/Wt: 6-1 / 185

Birthdate: August 25, 1976

Birthplace/Resides: Sacramento, California / Elk Grove, California

Major League Service: None

Obtained: Signed to a minor league contract, November 6, 2002

Contract Status: First year of a one-year contract through 2003.

2002 Highlights

Began the season with the Boston organization but was released on April 26 and signed a minor league contract with Kansas City...batted a combined .253 (67 for 265) with five home runs and 31 RBI in 76 games at Double-A Trenton in the Red Sox organization and Triple-A Omaha and Double-A Wichita in the Royals organization...added three triples which matched his career high...averaged dropped to .215 (17 for 79) with runners in scoring position, including .108 (4 for 37) with RISP and two outs...appeared in 59 games at catcher and one in right field...was also 20 for 69 (.290) as the designated hitter and 1 for 2 as a pinch hitter...began the season at Trenton and hit .103 in 10 games, including a 0 for 17 streak from April 12 to 21...was released on April 26 and signed with the Kansas City organization on May 1...assigned to Triple-A Omaha and hit .260 with three home runs and 17 RBI in 52 games...average included a .308 (8 for 26) mark against left handed pitching...went 3 for 8 in his first two games but then went 0 for 19 over a six-game stretch from May 9 to 20 and ended up hitting .220 in May...then hit .280 (33 for 118) over his final 35 games with Omaha and was transferred to Double-A Wichita on July 23...hit .305 with two home runs and 14 RBI in 14 games with the Wranglers...including a four-hit, five-RBI game in the second game of a doubleheader on July 27 at Arkansas...was on the disabled list from August 7 to 14 with a left toe strain and August 22 to September 19 with a fractured right finger.

Career

1995—played for the Astros affiliate in the Gulf Coast Rookie League and hit .258 with a home run and nine RBI in 35 games...led league catchers with a 1.000 fielding percentage. **1996**—was one of two catchers named to the New York-Penn League post-season All-Star team...appeared in two games with Kissimmee in the Florida State League and went 0 for 1 before spending the rest of the season with Auburn...hit .250 with the Doubledays and added two home runs and 11 RBI in 61 games. **1997**—spent the entire season at Quad City of the Midwest League and batted .256 with three home runs and 27 RBI in 79 games...threw out 28 of 99 (28.3%) attempted base stealers. **1998**—spent most of the season with Quad City although he did appear in 18 games with Kissimmee from July 26 to August 18...combined for a .289 (95 for 329) batting average at both stops which is a career high...added 10 home runs and 49 RBI in 106 games...also walked 60 times for a .399 on-base percentage...tossed out 44 of 153 (28.8%) attempted base stealers...hit .303 in 88 games at Quad City which led the River Bandits...also led his club in on-base percentage (.417) and finished second in walks (52)...appeared in two games in the outfield for Quad City, his first appearances at a position other than catcher in his career...was on the disabled list from April 18 to 25 with a right quad strain...hit two grand slams: May 3 against Peoria and July 24 against Clinton...batted .273 (3 for 11) with a pair of doubles and one RBI in three playoff games for Quad City. **1999**—played for both Single-A Kissimmee and Double-A Jackson and combined for career highs in runs scored (69), home runs (14), walks (72), stolen bases (12), slugging (.451) and on-base percentage (.400)...hit .277 in 95 games with Kissimmee and .244 during a 15-game stint with Jackson from July 31 to August 19...combined for a .325 (26 for 80) average against left handed pitchers and .257 (69 for 268) with 12 of his 14 home runs against right handers...tossed out 46 of 143 (32.2%) attempted base stealers with both clubs...batted in every spot in the order except lead off...had a .398 on-base percentage at Kissimmee which led the team...batted .360 in June and .357 in July...had two home runs and five RBI on July 19 against

Fort Myers...batted .240 (6 for 25) with three RBI in seven playoff games for the Cobras who won the Florida State League Championship...played for the Rancho Cucamonga Surfers in the California Fall League. **2000**—released by the Houston organization during spring training, signed a minor league deal with Arizona and spent the entire year at Double-A El Paso...had career highs in games (117), at bats (352), hits (100), doubles (22) and RBI (62)...hit .284 and added 10 home runs...finished second on El Paso in walks (68)...tossed out 49 of 140 (35.0%) attempted base stealers...in addition to 96 games at catcher, he also appeared in three games in the outfield...batted .308 (33 for 107) with runners in scoring position...hit nine of his 10 home runs off right handed pitching...best month of the season was June when he hit .314 with four home runs and 22 RBI in 21 games...hit .188 (3 for 16) with a home run and four RBI in five playoff games with the Diablos. **2001**—played for three different teams in two organizations and hit a combined .236 with four home runs and 33 RBI...also had a career high three triples...started the year with Triple-A Tucson and was hitting .182 in 20 games when he was transferred to Double-A El Paso on May 19...hit .259 in 62 games there before his contract was sold to the Boston Red Sox organization on August 18...assigned to Double-A Trenton where he hit .167 in nine games...tossed out 21 of 57 (36.8%) of attempted base stealers, including 9 of 18 at Tucson and 5 of 10 at Trenton...appeared in 51 games at catcher, 11 in the outfield and made his professional debuts with one game at third base and one at pitcher...the pitching appearance came with El Paso on May 31 against San Antonio (1.0 ip, 1 h).

Personal/Miscellaneous

Michael John-Ferrero Rose was originally signed by Houston scout Gene Wellman...graduated from Jesuit High School (Sacramento, CA) in 1995.

LIFETIME PLAYING RECORD

Year	Club	AVG.	G	AB	R	H	2B	3B	HR	RBI	SH	SF	HP	BB	SO	SB	CS	SLG	OBP	E
1995	GC Astros	.258	35	89	13	23	2	1	1	9	0	0	3	11	18	2	1	.337	.359	1
1996	Kissimmee	.000	2	1	0	0	0	0	0	0	0	0	0	1	0	0	0	.000	.000	0
	Auburn	.250	61	180	20	45	5	1	2	11	4	0	1	30	41	9	3	.322	.360	7
1997	Quad City	.256	79	234	22	60	6	1	3	27	8	3	4	28	62	3	1	.329	.342	10
1998	Quad City	.303	88	267	48	81	13	2	7	40	3	1	1	52	56	10	8	.446	.417	8
	Kissimmee	.226	18	62	9	14	4	0	3	9	1	0	0	8	14	1	0	.435	.314	3
1999	Kissimmee	.277	95	303	61	84	16	2	11	32	0	2	3	59	64	12	6	.452	.398	13
	Jackson	.244	15	45	8	11	0	0	3	8	1	0	0	13	10	0	2	.444	.414	2
2000	El Paso	.284	117	352	58	100	22	1	10	62	1	4	1	68	70	8	11	.438	.398	16
2001	Tucson	.182	20	55	9	10	1	2	0	8	1	1	0	12	16	0	0	.273	.324	0
	El Paso	.259	62	205	28	53	13	1	3	23	0	1	0	37	40	4	4	.376	.370	4
	Trenton	.167	9	24	3	4	0	0	1	2	0	0	0	6	10	0	1	.292	.333	0
2002	Trenton	.103	10	29	1	3	1	1	0	0	0	0	0	5	7	0	0	.207	.235	0
	Omaha	.260	52	177	22	46	12	2	3	17	1	0	1	28	40	2	3	.401	.364	6
	Wichita	.305	14	59	13	18	5	0	2	14	0	0	0	7	11	0	1	.492	.379	1

CAREER TRANSACTIONS

1995—Selected by the Houston Astros organization in the 5th round of the free agent draft, June 1.

2000—Released, March 16; signed by the Arizona Diamondbacks organization, March 21.

2001—Traded to the Boston Red Sox organization for cash, August 18.

2002—Released, April 26; signed by the Kansas City Royals organization, May 1. Granted free agency, October 15; signed by the Oakland Athletics organization, November 6.



Jose Silva

19

Right Handed Pitcher

Ht/Wt: 6-6 / 235

Bats/Throws: Right / Right

Birthdate: December 19, 1973

Opening Day Age: 29

Birthplace/Resides: Tijuana, Mexico / Sarasota, Florida

Major League Service: 5 years, 85 days

Obtained: Signed to a minor league contract, November 18, 2002

Contract Status: First year of a one-year contract through 2003.

2002 Highlights

In his first season with the Reds he went 1-0 with a 4.24 ERA in 12 relief appearances...twice was on the disabled list, from March 21 to June 6 following March 4 arthroscopic surgery to remove bone chips in his right elbow and from June 27 to September 1 with tendinitis in the rotator cuff of his right shoulder...began the season on the D.L. with the elbow injury...on May 13 he was sent to Louisville on a rehab assignment and made 10 appearances there, including one start (0-1, 1.13 ERA)...on June 6 he was reinstated from the D.L. and the next day at Anaheim he made his Reds debut (0.1 ip, 2 h, 1 bb)...on June 10 at Texas he threw 3.2 innings in relief, his longest outing ever as a reliever, but left the game after suffering a sprained left ankle while throwing a pitch...didn't pitch again until June 14...overall, posted a 5.84 ERA in six appearances before he returned to the D.L. on June 28 with the shoulder injury...on August 10, while still on the D.L. from the right shoulder injury, he received 14 stitches in his right ankle from a cut suffered when he opened the clubhouse door...returned to Louisville on another rehab assignment and made 10 more appearances, including two starts (1-1, 1 save, 3.20 ERA)...after he was reinstated on September 1 he went 1-0 with a 2.45 ERA in his last six games of the season...overall in 20 rehab appearances, including three starts, at Louisville he went 1-2 with a save and a 2.27 ERA (35.2 ip, 41 h, 4 bb, 28 so)...on October 2, he was released by the Reds.

Career

1992—in his first professional season he led Gulf Coast League starting pitchers in starts (12) and opponents batting average (.148) and ranked second in strikeouts per nine innings (11.7). **1993**—at Single-A Hagerstown he ranked tied for third in the South Atlantic League with 161 strikeouts and fifth with a 2.52 ERA...struck out an average of 10.16 batters per nine innings, the fourth best ratio in the SAL...among all Blue Jays minor league pitchers he ranked second in ERA and third with 12 victories. **1994**—his fastball was named best in the Southern League by *Baseball America*. **1995**—he appeared in only three games at Double-A Knoxville while recovering from an off-season car accident in which he suffered a fractured jaw, nose and both eye sockets. **1996**—spent the entire season at Double-A Knoxville before he made the jump to the Major Leagues on September 3...in his M.L. debut he made two relief appearances for the Blue Jays...twice was on Knoxville's disabled list with a sore right elbow...on September 10 against Texas he made his Major League debut, allowing a two-run home run to Lee Stevens before retiring the next three batters (1.0 ip, 2 h, 2 r, 2 er)...also appeared against New York on September 16 (1.0 ip, 3 h, 1 r)...on September 30 he had arthroscopic surgery to clean out his right elbow (Dr. Tony Miniaci). **1997**—went 5-1 with a 3.41 ERA in 17 games, 11 starts, at Triple-A Calgary and 2-1 with a 5.94 ERA in four starts and seven relief apps during four stints with the Pirates...for Pittsburgh he went 1-0 with a 5.16 ERA in his four starts and 1-1 with a 7.24 ERA in seven relief appearances...began the season at Calgary and went 1-1 with a 3.42 ERA in five starts before he went on the disabled list on April 29 with tendinitis in his right elbow...was reinstated on June 2 and made six relief appearances before he was promoted to the Pirates on June 20...on June 22 at New York he made his National League debut...after four relief appearances for Pittsburgh he returned to Calgary where he made two more starts before rejoining the Pirates on July 26...on July 27 at San Francisco he made his first Major League start in the opener of a doubleheader and had a no decision (4.1 ip, 5 er)...also recorded his first career hit, a single off Mark Gardner in his second plate appearance...between games of that DH he was optioned back to Calgary and made four more starts there before joining Pittsburgh again on August 26...returned to Calgary the next day, then on September 2 he returned to the Pirates for the rest of the season. **1998**—made 18 starts for the Pirates...in his first 14 starts he went 6-3 with a 3.44 ERA before he suffered a broken right arm on June 16 at Philadelphia...suffered a broken right distal ulna when he was hit by a Tyler Green pitch while squaring to bunt...after three rehab starts

at Triple-A Nashville (0-0, 4.82 ERA) he returned to the Pirates' rotation on September 10 and went 0-4 with an 8.38 ERA in his last four starts of the season...on June 5 against Minnesota he threw his first career complete game...following the season he pitched in the Mexican Winter League...was 3-4 with a 4.67 ERA in 11 game, all starts. **1999**—went 1-8 with a 7.62 ERA in 12 starts and 1-0 with a 1.95 ERA with four saves in 22 relief appearances...Pittsburgh went 4-8 in his 12 starts...began the season on the Pirates' 15-day disabled list with a severe facial contusion suffered when he was hit by a batted ball on March 24...appeared in a pair of rehab starts at Triple-A Nashville before joining Pittsburgh on April 23...missed Pittsburgh's last 16 games of the season with biceps tendinitis in his right arm...from June 6-July 19 he went 0-6 in seven starts, the longest losing streak of his career...on August 6 against St. Louis he recorded his first professional save...converted 4 of 5 save opportunities...on November 4 he had arthroscopic surgery to clean out his right shoulder (Dr. Brian Jewell). **2000**—for the Pirates he established career highs in every statistical category...made his first 32 appearances out of the bullpen (5-2, 3.40 ERA)...beginning June 19 he made his last 19 appearances in the starting rotation (6-7, 6.45 ERA)...in the 3-2 victory on September 28 against Houston, in his final appearance of the season, he threw a 10-hitter for his second career complete game...Pittsburgh went 8-11 in his 19 starts. **2001**—for the Pirates he went 3-3 with a 6.75 ERA in 26 relief appearances...for the first time since 1996 he did not make at least one Major League start...did not pitch for Pittsburgh after June 3, when he suffered a fractured left tibia when he was hit by a line drive off the bat of Atlanta's Andruw Jones...on June 4 he went on the 15-day disabled list and on June 23 he was transferred to the 60-day DL...pitched in four minor league games on a rehabilitation assignment, including a pair of relief appearances at Double-A Altoona and two starts at Single-A Williamsport...on September 10 for Williamsport he suffered the loss in Game 1 of the New York-Penn League championship series against Brooklyn...for the Pirates he recorded his final decision in an 8-5 victory against Florida on May 28.

Personal/Miscellaneous

Jose Leonel Silva...is a graduate of Hilltop High School in Chula Vista, CA, where he played baseball...married, wife's name is Leigh-Ann...they have a son, Adrian (5/27/91).

LIFETIME PITCHING RECORD

Year	Club	W	L	ERA	G	GS	CG	SHO	SV	IP	H	R	ER	HR	HB	BB	IBB	SO	WP	BK
1992	GCL Blue Jays	6	4	2.28	12	12	0	0	0	59.1	42	23	15	1	2	18	0	78	1	2
1993	Hagerstown	12	5	2.52	24	24	0	0	0	142.2	103	50	40	6	4	62	0	161	9	1
1994	Dunedin	0	2	3.77	8	7	0	0	0	43.0	41	32	18	0	0	24	0	41	5	0
	Knoxville	4	8	4.14	16	16	1	0	0	91.1	89	47	42	9	3	31	0	71	4	0
1995	Knoxville	0	0	9.00	3	0	0	0	0	2.0	3	2	2	0	0	6	0	2	0	0
1996	Knoxville	2	3	4.91	22	6	0	0	0	44.0	45	27	24	3	3	22	2	26	4	0
	TORONTO	0	0	13.50	2	0	0	0	0	2.0	5	3	3	1	0	0	0	0	0	0
1997	Calgary	5	1	3.41	17	11	0	0	0	66.0	74	27	25	3	3	22	0	54	2	1
	PITTSBURGH	2	1	5.94	11	4	0	0	0	36.1	52	26	24	4	1	16	3	30	0	1
1998	PITTSBURGH	6	7	4.40	18	18	1	0	0	100.1	104	55	49	7	1	30	2	64	2	2
	Nashville	0	0	4.82	3	3	0	0	0	9.1	10	5	5	2	0	4	0	6	0	2
1999	Nashville	2	0	1.50	2	2	0	0	0	12.0	14	4	2	0	0	4	0	10	0	0
	PITTSBURGH	2	8	5.73	34	12	0	0	4	97.1	108	70	62	10	3	39	0	77	4	3
2000	PITTSBURGH	11	9	5.56	51	19	1	0	0	136.0	178	96	84	16	5	50	7	98	6	1
2001	PITTSBURGH	3	3	6.75	26	0	0	0	0	32.0	35	24	24	6	0	9	1	23	0	0
	Altoona	0	0	0.00	2	0	0	0	0	1.1	2	0	0	0	0	1	0	2	0	0
	Williamsport	0	0	0.00	2	2	0	0	0	2.0	2	0	0	0	0	0	0	2	0	0
2002	Louisville	1	2	2.27	20	3	0	0	1	35.2	41	15	9	1	0	4	0	28	3	0
	CINCINNATI	1	0	4.24	12	0	0	0	0	23.1	25	11	11	3	3	10	3	6	2	0
A.L. Totals		0	0	13.50	2	0	0	0	0	2.0	5	3	3	1	0	0	0	0	0	0
N.L. Totals		25	28	5.37	152	53	2	0	4	425.1	502	282	254	46	13	154	16	298	14	7
M.L. Totals		25	28	5.41	154	53	2	0	4	427.1	507	285	257	47	13	154	16	298	14	7

CAREER TRANSACTIONS

- 1991** — Selected by the Toronto Blue Jays organization in the 6th round of the free agent draft, June 3.
- 1996** — Traded with infielders Jose Pett and Brandon Cromer and three players to be named later to the Pittsburgh Pirates for outfielder Orlando Merced, infielder Carlos Garcia and pitcher Dan Pleasac, November 14 (Pittsburgh acquired pitcher Mike Halperin, infielder Abraham Nunez and catcher/outfielder Craig Wilson to complete the deal, December 11).
- 1998** — On disabled list, June 17 to September 10; included rehabilitation assignment to Nashville, August 25 to September 6.
- 1999** — On disabled list, March 26 to April 23; included rehabilitation assignment to Nashville, April 14 to 23.
- 2001** — On disabled list, June 4 through end of season; included rehabilitation assignments to Altoona, August 27 to September 2, and Williamsport, September 2 to 13. Traded to the Cincinnati Reds for pitcher Ben Shaffar, December 20.
- 2002** — On disabled list, March 21 to June 6; included rehabilitation assignment to Louisville, May 13 to June 6. On disabled list, June 27 to September 1; included rehabilitation assignments to Louisville, July 19 to August 8 and August 22 to September 1. Released, October 2; signed by the Oakland Athletics organization, November 18.

2003 OAKLAND A'S ROSTER

MANAGER: 39 Ken Macha **COACHES:** 41 Thad Bosley, 36 Brad Fischer, 47 Terry Francona, 52 Bob Geren, 46 Rick Peterson, 38 Ron Washington

TRAVELING SECRETARY: Mickey Morabito

EQUIPMENT MANAGER: Steve Vucitich

VISITING CLUBHOUSE MANAGER: Mike Tiralbum

TRAINERS: Larry Davis, Steve Sayles
STRENGTH & CONDITIONING: Clarence Cockrell

NO	PITCHERS (22)	B	T	HT	WT	BORN	BIRTHPLACE	RESIDENCE	2002 CLUBS	W	L	ERA	G	GS	CG	SHO	SV	IP	H	R	ER	BB	SO	ML SERVICE
60	BAZZELL, Shane	L	R	6-2	180	3-2-79	Amory, MS	Columbus, MS	Midland	5	7	4.61	39	12	0	0	3	97.2	101	59	50	47	88	None
57	BOWIE, Micah	L	L	6-4	203	11-10-74	Webster, TX	New Braunfels, TX	Sacramento	3	2	3.13	46	0	0	0	4	54.2	40	21	19	24	64	136 days
53	BRADFORD, Chad	R	R	6-5	203	9-14-74	Jackson, MS	Raymond, MS	OAKLAND	2	0	1.50	13	0	0	0	0	12.0	12	2	2	8	8	
39	DUCHSCHERER, Justin	R	R	6-3	190	11-19-77	Aberdeen, SD	Colleyville, TX	OAKLAND	4	2	3.11	75	0	0	0	2	75.1	73	29	26	14	56	2 years, 75 days
33	FIKAK, Jeremy	R	R	6-2	185	4-8-75	Shiner, TX	Shiner, TX	Sacramento	2	4	5.57	14	11	0	0	0	63.0	73	45	39	17	52	30 days
29	FOULKE, Keith	R	R	6-0	210	10-19-72	Rapid City, SD	Huffman, TX	Mobile	1	0	3.00	3	0	0	0	1	3.0	5	1	1	0	0	1 year, 48 days
54	HALAMA, John	L	L	6-5	215	2-22-72	Brooklyn, NY	Brooklyn, NY	CHICAGO (AL)	2	4	2.90	65	0	0	0	11	77.2	65	25	25	13	58	5 years, 94 days
56	HARANG, Aaron	R	R	6-7	240	5-9-78	San Diego, CA	San Diego, CA	SEATTLE	6	5	3.56	31	10	0	0	0	101.0	112	45	40	33	70	4 years, 38 days
32	HARVILLE, Chad	R	R	5-9	185	9-16-76	Selmer, TN	Savannah, TN	Tacoma	0	1	6.14	2	2	0	0	0	14.2	12	3	2	7	21	116 days
30	HERNANDEZ, Buddy	R	R	5-9	170	3-3-79	Reading, PA	Birdsboro, PA	Midland	2	0	1.08	3	3	0	0	0	16.2	12	3	2	7	21	
37	HILJUS, Erik	R	R	6-6	222	12-25-72	Panorama, CA	Northridge, CA	Sacramento	3	3	3.26	8	8	0	0	0	38.2	41	17	14	9	39	
15	HUDSON, Tim	R	R	6-1	164	7-14-75	Columbus, GA	Apollo Beach, FL	OAKLAND	5	4	4.83	16	15	0	0	0	78.1	78	44	42	45	64	
31	LILLY, Ted	L	L	6-1	190	1-4-76	Lamita, CA	Bass Lake, CA	OAKLAND	3	3	3.26	8	8	0	0	0	38.2	41	17	14	9	39	
45	MECIR, Jim	S	R	6-1	230	5-16-70	Queens, NY	Kildeer, IL	OAKLAND	1	2	5.40	24	0	0	0	5	30.0	32	19	18	13	26	1 year, 3 days
20	MULLER, Mark	L	L	6-6	208	8-5-77	South Holland, IL	Scottsdale, AZ	Sacramento	6	4	4.26	61	0	0	0	1	67.2	68	36	32	29	53	6 years, 44 days
49	NEU, Mike	S	R	5-10	175	3-9-78	Napa, CA	Martinez, CA	OAKLAND	19	7	3.47	30	30	2	1	0	207.1	182	88	80	55	159	2 years, 167 days
73	RINCON, Ricardo	L	L	5-9	190	4-13-70	Veracruz, Mexico	Veracruz, Mexico	Chattanooga	3	3	6.50	9	9	0	0	0	45.2	52	36	33	21	29	1 year, 18 days
36	SMITH, Roy	R	R	6-6	235	5-18-76	St. Petersburg, FL	Pinellas Park, FL	Sacramento	1	3	7.65	9	6	0	0	0	37.2	54	32	32	15	30	3 years, 119 days
26	SNOW, Bert	R	R	6-1	200	3-23-77	Brooksville, FL	Brooksville, FL	OAKLAND	15	9	2.98	34	34	4	2	0	238.1	237	87	79	62	152	3 years, 119 days
28	VALENTINE, Joe	R	R	6-2	195	12-24-79	Las Vegas, NV	Pensacola, FL	NEW YORK (AL)	3	6	3.40	16	11	2	1	0	76.2	57	31	29	24	59	2 years, 102 days
68	YARNALL, Ed	L	L	6-3	235	12-4-75	Lima, PA	Baton Rouge, LA	OAKLAND	2	1	4.63	6	5	0	0	0	23.1	23	12	12	7	18	
75	ZITO, Barry	L	L	6-4	215	5-13-78	Las Vegas, NV	Van Nuys, CA	OAKLAND	23	5	2.75	35	35	1	0	0	229.1	182	79	70	78	182	2 years, 72 days


NO	CATCHERS (2)	B	T	HT	WT	BORN	BIRTHPLACE	RESIDENCE	2002 CLUBS	AVG.	G	AB	R	H	2B	3B	HR	RBI	BB	SO	SB	CS	ML SERVICE
55	HERNANDEZ, Ramon	R	R	6-0	210	5-20-76	Caracas, Venezuela	Aragua, Venezuela	OAKLAND	.233	136	403	51	94	20	0	7	42	43	64	0	0	3 years, 93 days
5	JOHNSON, Mark	L	R	6-0	200	9-12-75	Wheatridge, CO	Warner Robins, GA	CHICAGO (AL)	.209	86	263	31	55	8	1	4	18	30	52	0	0	3 years, 124 days
NO	INFELDERS (9)	B	T	HT	WT	BORN	BIRTHPLACE	RESIDENCE	2002 CLUBS	AVG.	G	AB	R	H	2B	3B	HR	RBI	BB	SO <td>SB</td> <td>CS</td> <td>ML SERVICE</td>	SB	CS	ML SERVICE
50	BYNUM, Freddie	L	R	6-1	180	2-15-80	Wilson, NC	Stamonsburg, NC	Visalia	.306	135	539	83	165	26	5	3	56	64	116	41	21	None
3	CHAVEZ, Eric	L	R	6-1	206	12-7-77	Los Angeles, CA	Scottsdale, AZ	OAKLAND	.275	153	585	87	161	31	3	34	109	65	119	8	3	4 years, 20 days
44	DURAZO, Erubiel	L	L	6-3	240	1-23-75	Hermosillo, Mexico	Hermosillo, Mexico	El Paso	.500	5	14	5	7	3	0	2	7	4	1	0	0	3 years, 71 days
									ARIZONA	.261	76	222	46	58	12	2	16	48	49	60	0	1	
									Tucson	.318	7	22	5	7	2	1	1	3	0	2	0	0	
14	ELLIS, Mark	R	R	5-11	180	6-6-77	Rapid City, SD	Rapid City, SD	Sacramento	.288	21	84	14	25	10	1	0	5	6	13	4	0	137 days
40	GERMAN, Esteban	R	R	5-9	165	12-26-78	Santo Domingo, D.R.	Santo Domingo, D.R.	OAKLAND	.272	98	345	58	94	16	4	6	35	44	54	4	2	
									Sacramento	.275	121	468	72	126	16	4	2	43	78	66	26	14	16 days
									OAKLAND	.200	9	35	4	7	0	0	0	0	4	11	1	0	
10	HATTEBERG, Scott	L	R	6-1	210	12-14-69	Salem, OR	Gig Harbor, WA	OAKLAND	.280	136	492	58	138	22	4	15	61	68	56	0	0	6 years, 70 days
11	MENECHINO, Frank	R	R	5-8	198	1-7-71	Staten Island, NY	Staten Island, NY	OAKLAND	.205	38	132	22	27	7	0	3	15	20	32	0	0	2 years, 109 days
									Sacramento	.248	84	314	50	78	12	0	6	50	46	58	10	3	
51	MORRISSEY, Adam	R	R	5-11	170	6-8-81	Gesford, NSW, Australia	Gesford, NSW, Aust.	Midland	.235	90	302	39	71	15	1	2	22	38	71	4	2	None
									Modesto	.291	36	141	23	41	7	1	3	26	20	28	4	3	
4	TEJADA, Miguel	R	R	5-9	200	5-25-76	Bani, D.R.	Santo Domingo, D.R.	OAKLAND	.308	162	662	108	204	30	0	34	131	38	84	7	2	5 years, 33 days
NO	OUTFIELDERS (7)	B	T	HT	WT	BORN	BIRTHPLACE	RESIDENCE	2002 CLUBS	AVG.	G	AB	R	H	2B	3B	HR	RBI	BB	SO <td>SB</td> <td>CS</td> <td>ML SERVICE</td>	SB	CS	ML SERVICE
22	BYRNES, Eric	R	R	6-2	210	2-16-76	Retiwood City, CA	Woodside, CA	Sacramento	.261	31	119	16	31	7	0	4	16	7	15	5	1	1 year, 75 days
									OAKLAND	.245	90	94	24	23	4	2	3	11	4	17	3	0	
24	DYE, Jermaine	R	R	6-5	220	1-28-74	Vacaville, CA	Phoenix, AZ	Modesto	.500	2	8	1	4	3	0	0	2	0	0	0	0	6 years, 84 days
									Sacramento	.188	4	16	3	3	2	0	1	2	2	2	0	0	
23	GRABOWSKI, Jason	L	R	6-3	200	5-24-76	New Haven, CT	Clinton, CT	OAKLAND	.252	131	488	74	123	27	1	24	86	52	108	2	0	
									Sacramento	.294	73	265	50	78	22	3	12	52	39	56	6	4	26 days
									OAKLAND	.375	4	8	3	3	1	1	0	1	3	1	0	0	
17	JOHNSON, Rontez	R	R	5-10	165	12-8-76	Marshall, TX	Marshall, TX	OAKLAND	.300	109	403	71	121	27	4	9	53	50	51	31	11	None
12	LONG, Terrence	L	L	6-1	202	2-29-76	Montgomery, AL	Montgomery, AL	OAKLAND	.240	162	587	71	141	32	4	16	67	48	96	3	6	2 years, 170 days
8	PIATT, Adam	R	R	6-2	205	2-8-76	Chicago, IL	Missouri City, TX	Sacramento	.295	62	234	46	69	15	0	8	44	35	30	4	3	2 years, 3 days
									OAKLAND	.234	55	137	18	32	8	0	5	18	12	33	2	1	
2	SINGLETON, Chris	L	L	6-2	217	8-15-72	Martinez, CA	Atlanta, GA	BALTIMORE	.262	136	466	67	122	30	6	9	50	21	83	20	2	4 years

OAKLAND A'S NON-ROSTER INVITEES TO SPRING TRAINING

NO	PITCHERS (5)	B	T	HT	WT	BORN	BIRTHPLACE	RESIDENCE	2002 CLUBS	W	L	ERA	G	GS	CG	SHO	SV	IP	H	R	ER	BB	SO	ML SERVICE
38	BOUS, Heath	R	R	6-3	203	10-13-74	Sanford, NC	Taylorsville, NC	Sacramento	1	5	3.35	52	0	0	0	12	78.0	67	33	29	19	69	None
16	HARDEN, Rich	L	R	6-1	180	11-30-81	Victoria, Brit. Colum.	Victoria, Brit. Colum.	Visalia	4	3	2.93	12	1	0	0	0	67.2	49	27	22	24	85	None
62	HOOTEN, David	R	L	6-0	185	5-8-75	Fort Smith, AR	Shreveport, LA	Midland	8	3	2.95	16	1	0	0	0	85.1	67	33	28	52	102	None
48	RHEINECKER, John	R	L	6-2	215	5-29-79	Belleville, IL	Waterloo, IL	Visalia	3	0	2.31	9	0	0	0	9	76.0	49	13	11	19	66	None
19	SILVA, Jose	R	R	6-6	235	12-19-73	Tijuana, Mexico	Sarasota, FL	Midland	7	7	3.38	20	2	1	0	0	128.0	137	63	48	24	100	5 years, 85 days
									LOUISVILLE	1	2	2.27	20	3	0	0	0	35.2	41	15	9	4	28	5 years, 85 days
									CINCINNATI	1	0	4.24	12	0	0	0	0	23.1	25	11	11	10	6	
									2002 CLUBS	AVG.	G	AB	R	H	2B	3B	HR	RBI	BB	SO	SB	CS	ML SERVICE	
67	BROWN, Jeremy	R	R	5-10	210	10-25-79	Birmingham, AL	Hueytown, AL	Vancouver	286	10	28	7	8	1	0	0	1	10	5	1	0	None	
65	MELHUSE, Adam	S	R	6-2	200	3-27-72	Santa Clara, CA	San Luis Obispo, CA	Visalia	310	55	187	36	58	14	0	0	10	40	44	49	1	1	None
21	MELUSKEY, Mitch	S	R	6-0	200	9-18-73	Yakima, WA	Yakima, WA	Iowa	292	72	226	33	66	19	0	7	39	28	47	2	3	167 days	
64	ROSE, Mike	S	R	6-1	185	8-25-76	Sacramento, CA	Elk Grove, CA	Colorado Springs	348	34	115	25	40	10	1	6	20	16	23	2	1	4 years, 29 days	
									DETROIT	222	8	27	3	6	0	0	0	1	5	3	0	0	None	
									TRENTON	103	10	29	1	3	1	1	0	0	5	7	0	0	None	
									OMAHA	260	52	177	22	46	12	2	3	14	7	28	40	2	3	None
									WICHITA	305	14	59	13	18	5	0	2	17	7	11	0	1	1	None
									2002 CLUBS	AVG.	G	AB	R	H	2B	3B	HR	RBI	BB	SO	SB	CS	ML SERVICE	
7	CROSBY, Bobby	R	R	6-3	195	1-12-80	Lakewood, CA	Cypress, CA	Modesto	307	72	280	47	86	17	2	2	38	33	43	5	0	2	None
61	KOONCE, Graham	L	L	6-4	225	5-15-75	El Cajon, CA	Julian, CA	Midland	281	59	228	31	64	16	0	7	31	19	11	9	2	0	None
9	LOPEZ, Luis	R	L	6-0	205	10-5-73	Brooklyn, NY	Corpus Christi, TX	Sacramento	274	140	470	66	129	28	0	24	96	133	117	2	3	82 days	
18	MCCARTY, David	R	L	6-5	215	11-25-69	Houston, TX	Piedmont, CA	KANSAS CITY	263	131	516	66	146	28	0	9	72	64	63	2	3	5 years, 107 days	
									DURHAM	325	29	114	25	37	7	1	8	22	14	33	0	1	None	
									TAMPA BAY	176	12	34	2	6	0	0	1	2	4	9	0	0	None	
6	ROBLES, Oscar	L	R	5-11	155	4-9-76	Tijuana, Mexico	Tijuana, Mexico	Oaxaca (Mexico)	348	105	368	67	128	25	0	9	76	74	35	4	3	None	
									2002 CLUBS	AVG.	G	AB	R	H	2B	3B	HR	RBI	BB	SO	SB	CS	ML SERVICE	
63	EDWARDS, Mike	R	T	HT	WT	BORN	BIRTHPLACE	RESIDENCE	Chattanooga	307	119	424	57	130	19	2	11	60	41	57	9	11	None	
13	MCMILLON, Billy	L	L	5-11	185	11-17-71	Otero, NM	Columbia, SC	Louisville	404	15	57	7	23	5	1	2	8	6	9	0	0	None	
66	PRIETO, Oms	L	L	5-11	180	8-24-72	Carmel, CA	Fontana, CA	Columbus	301	115	442	72	133	32	3	8	46	59	71	2	5	2 years, 32 days	
									New Orleans	198	21	86	10	17	2	0	0	1	8	11	0	1	None	
									Oaxaca (Mexico)	290	63	252	58	73	18	7	7	51	30	32	18	0	None	
									Chico (Ind.)	167	3	12	5	2	0	0	1	2	2	3	1	0	None	

NUMERICAL ROSTER

2	Chris Singleton, OF	62	David Hooten, RHP (NR)
3	Eric Chavez, 3B	51	Adam Morrissey, IF
4	Miguel Tejada, SS	52	Bob Geren, Coach
5	Mark Johnson, C	53	Chad Bradford, RHP
6	Oscar Robles, IF (NR)	54	John Halama, LHP
7	Bobby Crosby, IF (NR)	55	Ramon Hernandez, C
8	Adam Piat, OF (OF)	56	Aaron Harang, RHP
9	Luis Lopez, IF (NR)	57	Michael Bowie, LHP
10	Scott Hatteberg, IF	58	Heath Bosch, RHP (NR)
11	Frank Menechino, IF	59	Justin Duchscherer, RHP
12	Terrence Long, OF	60	Shane Bazzell, RHP
		61	Graham Koonce, IF (NR)
24	Jermaine Dye, OF	38	Ron Washington, Coach
26	Bert Snow, RHP	39	Ken Macha, Manager
28	Joe Valentine, RHP	40	Esteban German, IF
29	Keith Foulke, RHP	41	Thad Bosley, Coach
30	Buddy Hernandez, RHP	44	Erubiel Durazo, IF
31	Ted Lilly, LHP	45	Jim Meier, RHP
32	Chad Hanville, RHP	46	Rick Peterson, Coach
33	Jeremy Fick, RHP	47	Terry Francona, Coach
35	Brad Fischer, Coach	48	John Reinecker, LHP (NR)
36	Roy Smith, RHP	49	Mike Neer, RHP
37	Erik Hiljus, RHP	50	Freddie Bynum, IF



Scott Hatteberg's pinch hit, game-ending home run with one out in the bottom of the ninth inning on September 4 against the Kansas City Royals lifted the A's to their American League-record 20th consecutive victory.

SEASON IN REVIEW

2002 Season In Review

As IN POST SEASON PLAY: The Athletics made their 21st post season appearance in 2002 which includes 13 with Oakland and eight with Philadelphia...only the Yankees (42) and Dodgers (22) franchises have made more appearances in post-season play...have an all-time record of 73-62 in the post-season...only the Yankees (183) and Cardinals (75) have more post-season wins...this was the 12th time the A's have reached post-season play as the American League Western Division Champions...only Atlanta (13) has won more Division Championships...the A's were the Wild Card representative in 2001...the A's made their third consecutive post-season appearance in 2002, marking the fourth time in franchise history the A's have reached post season in at least three consecutive seasons...won the American League in 1929-31 in Philadelphia and the American League West in 1971-75 and 1988-90 in Oakland...the A's have won 12 American League West Division Titles, 6 American League Pennants and 4 World Championships in the first 35 seasons in Oakland...the A's have won nine World Championships (five in Philadelphia, four in Oakland), a total surpassed only by the Yankees 26...the A's also have 15 American League Championships (nine in Philadelphia, six in Oakland).

2002 RECAP: The A's won 103 games in 2002, tying the New York Yankees for the most wins in baseball...have increased their win total in five consecutive seasons (65 in 1997, 74 in 1998, 87 in 1999, 91 in 2000, 102 in 2001) to become just the sixth team since 1900 to do that (St. Louis Browns, 1918-22; Philadelphia A's, 1920-25; Brooklyn Dodgers, 1938-42; New York Mets, 1982-86; Atlanta Braves, 1989-93)...the 103 wins matched the 1990 club for the second best total in Oakland history, one shy of the record of 104 in 1988...it was the fifth 100-win season in Oakland history and the 10th in franchise history...only the Yankees have more 100 win seasons (16)...the A's became the 18th team in major league history to post 100 wins in consecutive seasons, the first since the 1997-99 Atlanta Braves did it three straight years...the A's are the first American League team to do it since the 1979-80 Baltimore Orioles...it is the first time the Oakland A's have won 100 games in consecutive seasons although the Philadelphia A's did it twice: 1910-11 and 1929-31...A's have now won 205 games over the last two years, an Oakland record for wins in consecutive seasons, topping the 203 in 1988 (104) and 1989 (99)...A's are now 296-189 (.610) over the last three seasons, the second best record in baseball to Seattle (300-186, .617) over that span...won the American League West by four games, their second closest margin in a division championship season...won by just ½ game in 2000...spent a total of 49 days in first place, their most in a season since 1992 when they had 139...spent 10 of the first 11 days of the season in first place, going 6-3...then went 14-23 over the next 37 games to fall to 20-26 on May 23...were in fourth place in the West that day, 10 games behind Seattle...then went 83-33 (.716) over the final 116 games from May 24 until the end of the season, the best record in baseball over that span...spent all but eight days in third place from May 24 until August 19...were 74-51 on August 19, one game behind Seattle and Anaheim who were tied for first in the West at that time...defeated Cleveland on August 20 to move into a three way tie for first and took over sole possession of first on August 23...remained in first or tied for first until September 15 when Anaheim took a one-game lead entering a four-game series with the A's in Oakland...the A's won three of four in that series and had sole possession of first from September 19 on...clinched a playoff berth with a 4-2 win over Texas in game number 154 on September 20 and then clinched the West with a 5-3, 10 inning win at Seattle in game number 159 on September 26...the A's had three winning streaks of eight or more games in 2002, marking just the second time in Oakland history the A's had more than one winning streak over eight games (had winning streaks of 11 and 9 last year)...there have been 16 winning streaks of eight or more games in Oakland history and six of those have come over the last three years...won eight consecutive games from June 6 to 14, lost on June 15 at San Francisco and then won another eight straight from June 16 to 24...then set an American League record with a 20-game winning streak from August 13 to September 4...began the streak 4½ games behind Seattle but finished it with a 3½ game lead over Anaheim...the A's never lost more than four consecutive games and lost more than two consecutive games just once over the final two months of the season (three straight, September 10-12)...won 35 of the final 43 games and 43 of the final 55.

BEST RECORD SINCE MAY 24

Oakland	83-33
Atlanta	77-36
New York (AL)	72-41
St. Louis	71-44
Anaheim	72-46

behind Seattle but finished it with a 3½ game lead over Anaheim...the A's never lost more than four consecutive games and lost more than two consecutive games just once over the final two months of the season (three straight, September 10-12)...won 35 of the final 43 games and 43 of the final 55.

SLOW STARTS: For the second consecutive season, the A's overcame a slow start to make the playoffs...became just the ninth team to come back and win their division after trailing by 10 or more games since divisional play started in 1969, the first since Seattle in 1995...the A's were in sole possession of last place in the West on May 23 and trailed Seattle by 10 games on May 30 but came back to win the American League West by four games over Anaheim...reached a season low six games under .500 on May 23 (20-26) but went 83-33 (.716) over the final 116 games...last year, the A's were 10 games under .500 on May 1 (8-18) but 94-42 (.692) over their final 136 games to become just the seventh team in major league history to fall 10 games under .500 and make the playoffs.

MONTH BY MONTH: The A's went 15-11 in April, the first time they finished above .500 in April since 1996 (13-12) and their most wins in the month since 1989 (18-8)...then went 10-17 in May which tied Toronto for the second worst record in the American League to Tampa Bay (9-19)...pitching staff posted a 5.69 ERA in May which was the highest in the majors (Texas, 5.42)...then went 21-7 in June which set an Oakland record for wins in the month of June, topping the 20 in 1975...only Atlanta (21-5) had a better record in the majors in June...compiled a 2.99 ERA in June which was second lowest in the majors (Atlanta, 2.74)...went 15-12 in July with a 3.55 ERA which was second best in the A.L. (Anaheim, 3.27)...then set an Oakland record for wins in a month by going 24-4 in August, the best record in the majors (Arizona, 19-9)...the previous record of 23 was set in August, 1971...the 24 wins are the most in a month by a major league team since Kansas City went 25-5 in September, 1977...the .857 winning percentage tied the Oakland record for highest winning percentage in a month (18-3 in April, 1981)...compiled a 2.17 ERA in August, the best in the majors by nearly half a run (Arizona, 2.63), and the best in the American League by over a run (Anaheim and New York, 3.44)...it is the lowest one month ERA in the majors since San Francisco had a 1.99 ERA in May, 1989 (min. 200 ip)...it was the 10th win month in Oakland history...finished the season by going 18-8 in September.

2002 Season In Review

AFTER THE BREAK: The A's went 53-21 (.716) after the All-Star Break which was the best record in the majors...the .716 winning percentage was second best in Oakland history to the .773 (58-17) last year...the A's are now 154-70 (.688) since the All-Star Break over the last three years which is the best record in baseball (St. Louis 144-84)...pitching staff compiled a 3.18 ERA after the break which led the majors (San Francisco, 3.25)...now have a 3.53 ERA (.791 er in 2014.1 ip) after the break since 2000 which is the third best in baseball to Atlanta (3.49) and San Francisco (3.51)...the A's were 50-38 going into the All-Star Break, their most wins before the break since 1992 (51-36).

BEST RECORD AFTER THE ALL-STAR BREAK

Oakland	53-21	.716
St. Louis	50-27	.649
New York (AL)	48-26	.649
Anaheim	48-28	.632
Arizona	47-28	.627

AWARD WINNING PERFORMANCE: A's pitchers won two pitcher of the month awards in 2002 as Mark Mulder earned the honor in June and Cory Lidle won it in August...the A's have now won six of the last 13 American League Pitcher of the Month awards...Mulder won it in July of 2001, Barry Zito won it in August and September of 2001 and Tim Hudson received the honor in September of 2000.

PITCHING: The A's led the American League with a 3.68 ERA, the first time Oakland has led the league in ERA since posting a 3.18 mark in 1990...the staff led the majors with 19 shutouts, the third best single season total in Oakland history (23 in 1972, 20 in 1989)...those were the most shutouts in the majors since Atlanta had 23 in 1998 and the most by an A.L. team since the A's and California had 20 in 1989...13 of the A's 19 shutouts came after the All-Star Break, including five in an eight-game span from July 12 to 19...allowed just 135 home runs which was the fewest by an American League team in a non-strike season since Kansas City allowed 105 in 1993...allowed a .252 opponents batting average which was third lowest in the AL...tossed three one-hitters in 2002 (July 19 vs. Texas, August 4 vs. Detroit, August 21 at Cleveland) equaling the Oakland record for most games of one hit or fewer in a season...the 1968, 1970 and 1975 A's each had two one-hitters and a no-hitter...struck out 1021 batters, the third 1000 strikeout season in franchise history (1117 in 2001 and 1042 in 1987)...had a 5.01 ERA entering play on May 25 but posted a 3.14 ERA (.362 er in 1037.0 ip) over the final 115 games...had a 62-33 record over that span...in 2001, the A's went 87-38 with a 3.14 ERA over its final 125 games.

THE BULLPEN: The A's bullpen ranked seventh in the American League with a 3.87 ERA and tied for eighth with a .263 opponents batting average...had 48 saves which was fourth in the AL...pen was charged with 21 blown saves which tied for fourth most in the AL...however, the A's were 12-8 in games in which the pen blew a save (had two blown saves on May 30)...the bullpen's save percentage of 69.6 was sixth in the AL...pen logged just 419.0 innings which was second fewest in the majors to Arizona (.387.1)...allowed just 28 home runs which was second fewest in the majors to San Francisco (23)...the A's were 91-0 when leading after eight innings.

STARTING PITCHING: A's starting pitchers were 75-41 with a 3.62 ERA and .247 opponents batting average...led the American League in innings pitched (1033.0), ranked second in ERA (Boston, 3.53) and opponents batting average (Boston, .243) and third in wins and strikeouts (727)...starters were 14-23 with a 5.21 ERA over the first 47 games of the season through May 24...on May 25, Aaron Harang tossed seven shutout innings in his major league debut and the starters went 61-18 with a 3.03 ERA (.254 er in 754.2 ip) the rest of the way...starters went 15-0 with a 2.36 ERA (.37 er in 141.0 ip) during the 20-game winning streak and recorded the win in each of the first 11 games during the streak...that marked the first time a major league pitching staff had its starters pick up the win in 11 consecutive games since the Milwaukee Braves had 11 straight from June 17-25, 1956.

TERRIFIC TRIO: The A's trio of Barry Zito, Mark Mulder and Tim Hudson combined for a 57-21 record and a 3.05 ERA in 99 starting assignments...the A's were one of two pitching staffs in the majors with three 15-game winners along with Atlanta (Glavine 18, Millwood 18, Maddux 16)...the 57 wins tied with Arizona for the most by a major league trio (Johnson 24, Schilling 23, Helling 10)...Barry Zito led the American League with 23 wins to become the third different 20-game winner for the A's in the last three years...according to the Elias Sports Bureau, the A's are the first franchise to have three different 20-game winners in three consecutive seasons all under the age of 25...the A's are one of just three major league teams since 1900 to have three different pitchers lead the league in wins in three consecutive seasons...they join the 1979-81 Baltimore Orioles (Flanagan, Stone, Martinez) and 1995-98 Atlanta Braves (Maddux, Smoltz, Neagle and Glavine)...the A's are the first major league team to have three different 20-game winners in three straight seasons since the 1995-98 Atlanta Braves (Smoltz in 1996, Neagle in 1997 and Glavine in 1998)...are the first American League team to do that since the 1978-80 Baltimore Orioles (Palmer in 1978, Flanagan in 1979, Stone and McGregor in 1980)...the last time the Oakland A's did it was 1973-75 (Holtzman along with Hunter and Blue in 1973, Hunter in 1974, Blue in 1975)...the trio was a combined 48-9 with a 2.48 ERA from May 25 until the end of the season...that included 19-3 with a 2.33 ERA (44 er in 169.2 ip) by Zito, 17-3 with a 2.83 ERA (55 er in 175.0 ip) by Mulder and 12-3 with a 2.25 ERA (41 er in 164.0 ip) by Hudson...as a point of comparison, the 48 wins by the trio after May 24 was more than the entire pitching staffs of Detroit (38), Tampa Bay (39), Milwaukee (40), San Diego (44), Kansas City (46) and Baltimore (46) over that time period...all three pitchers reached the 15 win and 200 inning plateau for the second consecutive season...over the last three years, the trio is a combined 149-66 with a 3.50 ERA (702 er in 1802.2 ip).

ONE-RUN GAMES AND OTHER CLOSE CALLS: The A's were 32-14 in one-run games, the best winning percentage in one-run games in the major leagues...the 32 wins set an Oakland record, breaking the mark of 30 set in 1970 and matched in 1971...the wins also led the American League and were second in the majors (Los Angeles, 33)...the A's had seven straight games decided by one run from July 1-7, setting an Oakland record for consecutive one-run games...the A's were 32-18 in games decided in the seventh inning or later and 25-11 in games decided in the last at bat...however, were 5-6 in extra inning games...the A's had 11 "walk-off" wins, including five by home run...that ties the Oakland single season record for game ending home runs (1970, 1978 and 1986)...three of the game ending home runs were pinch hit shots, the 7th, 8th and 9th such home runs in Oakland history...the A's erased a deficit of three or more runs 12 times in 2002 and were 8-4 in those games...season high was a five-run deficit four times...blew a lead of three or more runs 13 times and were 7-6 in those games...largest came on September 4 against Kansas City when the A's had an 11-0 entering the fourth inning...the Royals scored five in the fourth, five in the eighth and one in the ninth to tie the game before Scott Hatteberg hit a pinch hit home run in the bottom of the ninth for the A's American League record breaking 20th consecutive win...won seven times when trailing after seven innings and five times when trailing after eight innings.

2002 Season In Review

THE STREAK: The A's set an American League record with a 20-game winning streak from August 13 to September 4...it was the third longest winning streak in the Major Leagues since 1900 and was the longest in 67 years (the 1935 Chicago Cubs won 21 straight from September 4 to 27)...the streak broke the A.L. record of 19 set by the 1906 Chicago White Sox (August 2 to 23) and matched by 1947 New York Yankees (June 29 to July 17)...it broke the all-time Athletics record of 17 set by the Philadelphia A's in 1931 (May 5 to 25)...it broke the Oakland record of 14 set in 1988 (April 23 to May 9)...the A's outscored the opposition 141-65 during the streak and trailed in just 10 of the 180 innings.

A's OFFENSE: The A's tied for eighth in the A.L. with a .261 batting average and were eighth with 800 runs scored...ranked third in the A.L. with 609 walks for a .339 on-base percentage which was fifth in the A.L...the walk total was the fewest by the A's in a non-strike season since the 1989 club had 562...struck out just 1008 times, the fewest strikeouts in a non-strike season since the 1992 club had 831...had 28 triples, the most since the 1987 A's had 33...had 20 sacrifice hits, breaking the all-time Athletics record for fewest sacrifice hits in a season...previous mark was 24 in 1994...stole 46 bases which was second fewest in Oakland history to the 40 in 2000...offense was shutout just six times which tied for second fewest in the A.L...were shutout by Doug Davis at Texas on April 11, snapping an Oakland record streak of 104 consecutive games without being shutout dating back to June 18, 2001.

INTERLEAGUE PLAY: The A's went 16-2 (.889) in interleague play, setting an interleague record for most wins and best winning percentage...swept three games series from Houston, Milwaukee, Pittsburgh and Cincinnati and won 2 of 3 from San Francisco both in Oakland and at Pacific Bell Park...the A's have won 24 of their last 27 games against the National League...the A's are now 66-38 (.635) in interleague play all-time, the best record in the majors...Florida is second best at 61-41 (.598)...the A's hit .282 in interleague games and outscored the opposition 103-52...pitching staff had a 2.61 ERA and .232 opponents batting average.

AT HOME: The A's tied an Oakland record with 54 home wins, equaling the mark set in 1975 and matched in 1988 and 1989...were 54-27 (.667) which tied Anaheim and Minnesota for the best home record in the American League and was second only to Arizona (55-26) in the majors...won their first three home games of the season to extend their home winning streak to 20 consecutive games dating back to August 25, 2001...that fell two short of the Athletics franchise record of 22 consecutive home wins set by the 1931 Philadelphia A's...it was the fifth longest home winning streak in major league history since 1901...added a 12-game home winning streak from August 13 to September 14 which was the second longest in Oakland history...the A's won 22 of their last 26 games in Oakland and were 42-14 (.750) over the last 56 home games.

ON THE ROAD: The A's went 49-32 (.605) on the road, the third best road record in the American League (New York and Boston, 51-30) and fourth best in the majors (Atlanta, 49-31)...the 49 wins tied for the fourth most road wins in Oakland history, matching last year...started the season 9-15 on the road but then went 40-17 (.702) over the final 57 road games...had an eight-game road winning streak from June 16-24 and then went 10-0 on a road trip against Cleveland (4-0), Detroit (3-0) and Kansas City (3-0) from August 19 to 28, the second undefeated road trip of six or more games in Oakland history (8-0 from April 9 to 16, 1981)...the 10-game road winning streak was the third longest road winning streak in Oakland history.

PLAYING THEM ALL: Miguel Tejada and Terrence Long both appeared in all 162 games for the A's this year, marking the second time in Oakland history the A's have had two players appear in every game...the first time was last year by the same two...it marks the ninth and 10th time an Oakland Athletic played in all of his teams games...Tejada now has a consecutive games played streak of 432 and Long's streak is 399...the are the two longest streaks in Oakland history and the two longest active streaks in the majors.

THE DISABLED LIST: The A's used the disabled list just seven times in 2002, their fewest in a season since 1982 when they also used the disabled list seven times...Ted Lilly missed the most time as he missed 44 games from July 23 to September 10 with a left shoulder inflammation...the A's did not have a player on the disabled list from June 4 to July 23...that was a span of 49 days, the first time the A's have gone more than four days without having a player on the disabled list since 1989 when the D.L. was empty from July 31 until the end of the season.

THE LEFT SIDE OF THE INFIELD: Third baseman Eric Chavez and shortstop Miguel Tejada hit 34 home runs each to lead the A's...it marks the second consecutive season both players reached the 30 plateau...last year, Chavez and Tejada became the first third base/shortstop combo in major league history to hit at least 30 home runs each in the same season...Tejada (131) and Chavez (109) also finished first and second on the A's in RBI, marking just the sixth time in major league history a team has had both its shortstop and third baseman drive in 100 runs...they became the fifth to do it last year and join Glenn Wright and Pie Traynor of the Pittsburgh Pirates in 1925 and 1927 as the only third base/shortstop combo to do it more than once.

LONGEST MAJOR LEAGUE WINNING STREAKS SINCE 1900

26	New York (NL), 1916*
21	Chicago (NL), 1935
20	Oakland, 2002
19	New York (AL), 1947
19	Chicago (AL), 1906*
18	New York (AL), 1953
18	New York (NL), 1904

*streak includes one tie

BEST INTERLEAGUE WON-LOSS PERCENTAGE

	W	L	PCT.
Oakland	66	38	.635
Florida	61	41	.598
Atlanta	61	42	.592
New York (AL)	59	43	.578
San Francisco	51	41	.554

2002 Season In Review

DEFENSIVE DOINGS: The A's committed 102 errors which was seventh fewest in the American League...it was the fewest errors in a season by the A's in a non-strike season since they made 87 in 1990...this is the second consecutive season the A's error total has decreased (134 in 2000 and 125 in 2001)...had a .984 fielding percentage which tied for fifth in the AL...led the A.L. with 1798 assists second only in Oakland history to the club record 1821 in 1976...set an Oakland record with a 12 game errorless streak from June 3 to 15, breaking the mark of 11 from August 3-14, 1999...entered play on June 28 with 42 errors in 78 games, the fewest in the A.L., but then had consecutive four error games on June 28 and 29 against San Francisco...made 60 errors over the final 84 games.

HOME RUNS: The A's ranked fourth in the American League with 205 home runs, the fourth time in Athletics history they have reached 200...the record of 243 was set in 1996 and the A's hit 239 in 2000 and 235 in 1999...the A's had a 66-12 record when hitting more home runs than their opponents and were 8-24 when the opposition hit more home runs...the A's were 14-25 in games in which they did not homer and 54-14 when the opponents are homerless...Eric Chavez and Miguel Tejada tied for seventh in the A.L. with 34 home runs each...that marks the first time the A's have had two players in the top 10 in home runs since 1990 when they had three (McGwire, 2nd, 39; Canseco, 3rd, 37; R.Henderson, 1-6th, 28)...homered in 17 consecutive games from April 12 to May 1, the fourth longest such streak in Oakland history...hit a franchise record tying four home runs in the third inning on April 27 against Chicago (Hatteberg, Long, Pena, Menchino)...did not homer on a six-game road trip from May 14 to 19, the A's most consecutive games without a home run since July 26-31, 1986 when they also went six straight games without a homer...hit just two grand slams and had back-to-back home runs on six occasions.

HOME RUN BREAKDOWN

BATTER	1-RUN	2-RUN	3-RUN	GRAND SLAM	GAME TYING	GO-AHEAD	GT & GA	A's RECORD WHEN HOMERING
Byrnes	3	0	0	0	0	0	0	3-0
Chavez	18	11	4	1	5	8	3	22-8
Durham	5	0	1	0	2	1	0	6-0
Dye	13	5	5	1	1	8	1	17-6
Ellis	4	1	1	0	1	0	0	4-2
Giambi	8	0	0	0	0	3	0	2-5
Hatteberg	8	4	3	0	1	7	0	12-2
Hernandez	6	1	0	0	1	0	1	4-2
Justice	7	4	0	0	1	1	0	9-2
Long	7	7	2	0	2	4	1	12-2
Mabry	6	3	2	0	2	3	1	6-4
Menchino	1	2	0	0	0	1	0	2-1
Myers	2	2	2	0	0	1	2	5-1
Pena	3	3	1	0	0	2	1	5-2
Piatt	3	2	0	0	0	2	0	4-0
Saenz	4	2	0	0	0	0	1	5-1
Sutton	0	0	1	0	0	0	0	1-0
Tejada	15	12	7	0	5	10	3	24-8
Velarde	2	0	0	0	1	1	0	1-1
TOTALS	115	59	29	2	22	52	14	89-34

*GT&GA indicates home runs which both tied the game and put the A's ahead (not included in GT and GA totals)

IN THE PINCH: The A's ranked fourth in the American League with a .235 (24 for 102) pinch hitting average...led the A.L. with five pinch hit home runs, equaling the second best one season total in Oakland history (8 in 1970)...also topped the A.L. with 15 pinch walks and were tied for second with 18 pinch RBI...Greg Myers and Olmedo Saenz tied for the A.L. lead with two pinch homers and Myers tied for the lead with seven pinch RBI while ranking second with five pinch walks...John Mabry, Saenz and Myers tied for the team lead with five pinch hits each.

ATTENDANCE: The A's drew 2,169,811 fans in 2002 the second consecutive season the A's have reached two million...it marked the eighth time in club history the A's have gone over two million and it was the sixth best single season total in Oakland history...had an increase of 36,534 from last year, the fourth best increase in the American League and eighth best in the majors...ranked eighth in the A.L. in attendance...the A's had nine sellouts in 2002 and had six crowds over 50,000...including 55,528 against Kansas City on September 4, the largest regular season crowd in Coliseum history...drew 153,969 fans to the three-game series against San Francisco, June 28-30, an Oakland record for attendance at a three-game series.

LOCKED UP: The A's have eight players under contract beyond the 2003 season...the players and the years they are signed through are: Eric Chavez (2004), Jermaine Dye (2004, mutual option 2005), Ramon Hernandez (2005), Tim Hudson (2005), Terrence Long (2005), Jim Mecir (2004), Mark Mulder (2005, club option 2006) and Barry Zito (2005, club option 2006).

2002 Final Statistics

FINAL BATTING STATISTICS

BATTER	AVG.	G	AB	R	H	TB	2B	3B	HR	RBI	SH	SF	HP	BB	IBB	SO	SB	CS	GI			E	SLG	OBP
																			DP	DP	DP			
Byrnes, E.	.245	90	94	24	23	40	4	2	3	11	1	2	3	4	0	17	3	0	3	1	426	.291	.397	
Chavez, E.	.275	153	585	87	161	300	31	3	34	109	0	2	1	65	13	119	8	3	8	17	.513	.348		
Colangelo, M.	.174	20	23	2	4	5	1	0	0	0	1	0	1	0	0	2	0	0	0	0	.217	.274		
Durham, R.	.289	150	564	114	163	254	34	6	15	70	10	5	7	73	1	93	26	7	15	17	.450	.340		
OAK	.274	54	219	43	60	100	14	4	6	22	2	1	2	24	1	34	6	2	2	2	.457	.350		
Dye, J.	.252	131	488	74	123	224	27	1	24	86	0	5	10	52	2	108	2	0	15	5	.459	.333		
Ellis, M.	.272	98	345	58	94	136	16	4	6	35	8	3	4	44	1	54	4	2	3	11	.394	.359		
Flores, J.	.000	7	3	2	0	0	0	0	0	0	0	0	1	1	0	0	1	1	0	0	.000	.400		
German, E.	.200	9	35	4	7	7	0	0	0	0	0	0	1	4	0	11	1	0	0	1	.200	.300		
Giambi, J.	.274	42	157	26	43	74	7	0	8	17	0	0	3	27	0	40	0	0	4	1	.471	.390		
Grabowski, J.	.375	4	8	3	3	6	1	1	0	1	0	0	0	3	0	1	0	0	0	0	.750	.545		
Harang, A.	.000	16	3	0	0	0	0	0	0	0	0	0	0	0	0	3	0	0	0	1	.000	.000		
Hatteberg, S.	.280	136	492	58	138	213	22	4	15	61	1	1	6	68	1	56	0	0	8	5	.433	.374		
Hernandez, R.	.233	136	403	51	94	135	20	0	7	42	3	3	5	43	1	64	0	0	11	7	.335	.313		
Hudson, T.	.200	34	5	1	1	2	1	0	0	0	0	0	0	1	0	1	0	0	0	0	.400	.333		
Justice, D.	.266	118	398	54	106	163	18	3	11	49	0	2	1	70	3	66	4	1	12	2	.410	.376		
Lidle, C.	.000	31	1	0	0	0	0	0	0	0	1	0	0	0	0	0	0	0	0	0	.000	.000		
Lilly, T.	.000	22	3	0	0	0	0	0	0	0	0	0	0	0	0	2	0	0	0	0	.000	.000		
OAK	.000	6	0	0	0	0	0	0	0	0	0	0	0	0	0	0	0	0	0	0	.000	.000		
Long, T.	.240	162	587	71	141	229	32	4	16	67	0	3	2	48	6	96	3	6	17	8	.390	.298		
Mabry, J.	.275	89	193	27	53	101	13	1	11	40	0	3	1	14	1	37	1	1	7	2	.523	.322		
McKay, C.	.667	2	3	0	2	2	0	0	0	2	0	1	0	0	0	1	0	0	0	0	.667	.500		
Menechino, F.	.205	38	132	22	27	43	7	0	3	15	0	1	1	20	0	32	0	0	4	2	.326	.312		
Mulder, M.	.000	30	5	0	0	0	0	0	0	0	0	0	0	0	0	1	0	0	0	0	.000	.000		
Myers, G.	.222	65	144	15	32	55	5	0	6	21	0	0	0	26	3	36	0	0	4	1	.382	.341		
Pena, C.	.242	115	397	43	96	178	17	4	19	52	0	2	3	41	0	111	2	2	7	4	.448	.316		
OAK	.218	40	124	12	27	52	4	0	7	16	0	1	1	15	0	38	0	0	2	1	.419	.305		
Piatt, A.	.234	55	137	18	32	55	8	0	5	18	0	1	2	12	0	33	2	1	0	1	.401	.303		
Rincon, R.	.000	71	1	0	0	0	0	0	0	0	0	0	0	0	0	0	0	0	0	0	.000	.000		
OAK	.000	25	0	0	0	0	0	0	0	0	0	0	0	0	0	0	0	0	0	0	.000	.000		
Saenz, O.	.276	68	156	15	43	73	10	1	6	18	0	2	7	13	1	31	1	1	2	5	.468	.354		
Stutton, L.	.105	7	19	3	2	5	0	0	1	3	0	0	0	1	0	8	0	0	0	0	.263	.150		
Tejada, M.	.308	162	662	108	204	336	30	0	34	131	0	4	11	38	3	84	7	2	21	19	.508	.354		
Velarde, R.	.226	56	133	22	30	44	8	0	2	8	1	1	5	15	1	32	3	0	4	4	.331	.325		
Zito, B.	.000	35	4	0	0	0	0	0	0	0	2	0	0	0	0	3	0	0	0	0	3.000	.000		
pitchers	.056	162	18	1	1	2	1	0	0	3	0	0	1	0	8	0	0	0	8	111	.105	.105		
Total	.261	162	5558	800	1450	2400	279	28	205	772	20	36	68	609	37	1008	46	20	128	102	.432	.339		
Opponents	.252	162	5530	654	1391	2121	269	28	135	626	50	42	62	474	45	1021	68	46	127	99	.384	.315		

FINAL PITCHING STATISTICS

PITCHER	W	L	ERA	G	GS	CG	SHO	SV	IP	H	R	ER	HR	HB	BB	IBB	SO	WP	BK	OPP	AVG
Bowie, M.	2	0	1.50	13	0	0	0	0	12.0	12	2	2	1	1	8	1	8	0	0	.261	.261
Bradford, C.	4	2	3.11	75	0	0	0	2	75.1	73	29	26	2	5	14	5	56	0	1	.253	.253
Fyhrie, M.	2	4	4.44	16	4	0	0	0	48.2	46	25	24	3	4	20	1	29	1	1	.246	.246
Harang, A.	5	4	4.83	16	15	0	0	0	78.1	78	44	42	7	3	45	2	64	1	0	.261	.261
Hijius, E.	3	3	6.50	9	9	0	0	0	45.2	52	36	33	11	0	21	1	29	1	0	.284	.284
Holt, M.	0	0	6.43	16	0	0	0	0	14.0	24	11	10	3	1	9	0	7	0	0	.358	.358
Hudson, T.	15	9	2.98	34	34	4	2	0	238.1	237	87	79	19	8	62	9	152	7	1	.263	.263
Koch, B.	11	4	3.27	84	0	0	0	44	93.2	73	38	34	7	4	46	6	93	5	0	.214	.214
Lidle, C.	8	10	3.89	31	30	2	2	0	192.0	191	90	83	17	6	39	3	111	6	1	.258	.258
Lilly, T.	5	7	3.69	22	16	2	1	0	100.0	80	43	41	15	6	31	3	77	6	1	.214	.214
OAK	2	1	4.63	6	5	0	0	0	23.1	23	12	12	5	1	7	0	18	0	1	.253	.253
Magnante, M.	0	2	5.97	32	0	0	0	0	28.2	38	22	19	2	1	11	1	11	2	1	.317	.317
Mecir, J.	6	4	4.26	61	0	0	0	1	67.2	68	36	32	5	4	29	4	53	4	1	.259	.259
Mulder, M.	19	7	3.47	30	30	2	1	0	207.1	182	88	80	21	11	55	3	159	7	1	.232	.232
Rincon, R.	1	4	4.18	71	0	0	0	1	56.0	47	28	26	4	1	11	1	49	0	0	.230	.230
OAK	0	0	3.10	25	0	0	0	1	20.1	11	7	7	1	0	3	0	19	0	0	.164	.164
Tam, J.	1	2	5.13	40	0	0	0	0	40.1	56	26	23	2	2	13	5	14	3	0	.333	.333
Venafro, M.	2	2	4.62	47	0	0	0	0	37.0	45	22	19	5	2	14	2	16	1	0	.308	.308
Zito, B.	23	5	2.75	35	35	1	0	0	229.1	182	79	70	24	9	78	2	182	2	1	.218	.218
Totals	103	59	3.68	162	162	9	19	48	1452.0	1391	654	593	135	62	474	45	1021	40	9	.252	.252
Opponents	59	103	4.70	162	162	5	6	30	1431.1	1450	800	747	205	68	609	37	1008	63	3	.261	.261

2002 Final Statistics

INDIVIDUAL FIELDING 2002

PITCHERS	PCT	G	GS	PO	A	E	TC	DP
Bowie, M.	1.000	13	0	1	2	0	3	0
Bradford, C.	.952	75	0	10	10	1	21	1
Fyhrie, M.	1.000	16	4	4	6	0	10	1
Harang, A.	.929	16	15	6	7	1	14	0
Hiljus, E.	.889	9	9	3	5	1	9	0
Holtz, M.	1.000	16	0	1	2	0	3	0
Hudson, T.	1.000	34	34	26	27	0	53	2
Koch, B.	1.000	84	0	14	12	0	26	2
Lidle, C.	.966	31	30	15	42	2	59	5
Lilly, T.	1.000	22	16	4	12	0	16	0
OAK	1.000	6	5	1	1	0	2	0
Magnante, M.	1.000	32	0	3	4	0	7	0
Mecir, J.	1.000	61	0	7	15	0	22	0
Mulder, M.	1.000	30	30	10	36	0	46	3
Rincon, R.	1.000	71	0	1	7	0	8	1
OAK	1.000	25	0	1	2	0	3	0
Tam, J.	1.000	40	0	9	8	0	17	1
Venafro, M.	1.000	47	0	1	11	0	12	1
Zito, B.	.933	35	35	11	31	3	45	3

CATCHER	PCT	G	GS	PO	A	E	TC	DP	PB
Hernandez, R.	.992	135	125	788	58	7	853	12	6
McKay, C.	1.000	1	1	6	0	0	6	0	0
Myers, G.	.997	53	36	264	21	1	286	0	3

FIRST BASE	PCT	G	GS	PO	A	E	TC	DP
Hatteberg, S.	.994	91	88	768	74	5	847	77
Mabry, J.	1.000	50	7	136	14	0	150	10
Pena, C.	.996	113	111	1010	71	4	1085	96
OAK	.997	40	39	351	42	1	394	25
Piatt, A.	1.000	1	0	4	0	0	4	1
Saenz, D.	1.000	34	23	190	12	0	202	17
Sutton, L.	1.000	6	2	29	0	0	29	0
Velarde, R.	.962	5	3	25	0	1	26	2

SECOND BASE	PCT	G	GS	PO	A	E	TC	DP
Durham, R.	.968	103	103	209	298	17	524	73
OAK	.967	11	11	21	37	2	60	12
Ellis, M.	.978	85	83	170	232	9	411	48
Flores, J.	.000	2	1	0	0	0	0	0
German, E.	.978	8	8	22	23	1	46	6
Menechino, F.	.992	32	31	37	90	1	128	10
Velarde, R.	.981	38	28	70	88	3	161	22

THIRD BASE	PCT	G	GS	PO	A	E	TC	DP
Chavez, E.	.961	143	143	120	301	17	438	24
Ellis, M.	.926	7	7	7	18	2	27	0
Menechino, F.	.857	4	1	1	5	1	7	1
Saenz, D.	.894	15	10	14	28	5	47	1
Velarde, R.	1.000	1	1	0	1	0	1	0

SHORTSTOP	PCT	G	GS	PO	A	E	TC	DP
Ellis, M.	1.000	8	1	3	13	0	16	4
Flores, J.	1.000	1	0	1	1	0	2	0
Menechino, F.	1.000	2	0	2	1	0	3	1
Tejada, M.	.975	162	161	229	504	19	752	106

OUTFIELDERS	PCT	G	GS	PO	A	E	TC	DP
Byrnes, E.	.982	79	19	53	1	1	55	0
Chavez, E.	.000	1	0	0	0	0	0	0
Colangelo, M.	1.000	19	5	17	0	0	17	0
Dye, J.	.972	111	109	171	2	5	178	1
Giambi, J.	.984	40	40	63	0	1	64	0
Grabowski, J.	1.000	4	3	6	0	0	6	0
Justice, D.	.985	75	72	125	3	2	130	0
Long, T.	.980	162	158	382	5	8	395	1
Mabry, J.	.978	53	43	87	1	2	90	0
Piatt, A.	1.000	50	35	66	1	0	67	0
Sutton, L.	1.000	3	2	5	1	0	6	0

2002 Day-By-Day

DATE	G	OPP	W-L	SCORE	REC	POS	GA/GB	LEADER AND LEAD	WINNER	LOSER	SAVE	ATT.	CUM. ATT.
3/31		OFF DAY				t1	-	OAK/SEA/TEX					
4/1	1	TEX	W	8-3	1-0	1	+1	OAK	1 Mulder	Park		43,908*	43,908
4/2	2	TEX	W	3-2	2-0	1	+1	OAK	1 Koch	Miceli		10,267	54,175
4/3	3	TEX	W	9-6	3-0	1	+1	OAK	1 Mecir	Rodriguez	Koch	23,259	77,434
4/4	4	TEX	L	5-7	3-1	1	+½	OAK	½ Davis	Lidle		15,081	92,515
(4 dates)													
4/5	5	at SEA	L	1-7	3-2	2	-½	SEA	½ Baldwin	Hijus		40,323	40,323
4/6	6	at SEA	W	8-3	4-2	1	+½	OAK	½ Mulder	Garcia		45,092	85,415
4/7	7	at SEA	W	6-5	5-2	1	+1	OAK	1 Hudson	Moyer	Koch	39,879	125,294
4/8		OFF DAY				1	1	OAK	1				
4/9	8	at TEX	W	5-4 (11)	6-2	1	1	OAK	1 Koch	Seanez		20,158	145,452
4/10	9	at TEX	L	2-4	6-3	t1	-	OAK/SEA	- Burba	Lidle	Rocker	166,836	166,836
4/11	10	at TEX	L	0-7	6-4	2	-1	SEA	1 DAVIS	Mulder		21,903	188,739
4/12	11	at ANA	W	5-1	7-4	2	-1	SEA	1 Hudson	Ortiz		31,815	220,554
4/13	12	at ANA	W	7-2	8-4	2	-1	SEA	1 Hijus	Washburn		33,554	254,108
4/14	13	at ANA	L	1-4	8-5	2	-2	SEA	2 Appier	Zito	Levine	32,881	286,989
(9 dates)													
4/15		OFF DAY				2	-2½	SEA	2½				
4/16	14	SEA	L	2-6 (6½)	8-6	2	-3½	SEA	3½ Pineiro	Lidle		13,022	105,537
4/17	15	SEA	L	4-7	8-7	2	-4½	SEA	4½ Moyer	Hudson	Sasaki	31,260	136,797
4/18	16	ANA	W	4-2	9-7	2	-4	SEA	4 Hijus	Ortiz	Koch	9,145	145,942
4/19	17	ANA	L	7-9	9-8	2	-4	SEA	4 Washburn	Fyhrie	Percival	12,468	158,410
4/20	18	ANA	W	8-7	10-8	2	-4	SEA	4 Bradford	Levine	Koch	20,253	178,663
4/21	19	ANA	W	6-5	11-8	2	-4	SEA	4 Venafro	Percival		20,088	198,751
4/22		OFF DAY				2	-4½	SEA	4½				
4/23	20	NY	L	1-2	11-9	2	-5½	SEA	5½ Hernandez	HUDSON	Rivera	40,360	239,111
4/24	21	NY	L	5-8	11-10	2	-5½	SEA	5½ Stanton	Magnante	Rivera	54,513*	293,624
4/25	22	NY	W	6-2	12-10	2	-5	SEA	5 Zito	Mussina		31,870	325,494
4/26	23	CHI	W	6-4	13-10	2	-4	SEA	4 Lidle	Parque	Koch	10,129	335,623
4/27	24	CHI	W	16-1	14-10	2	-4	SEA	4 Fyhrie	Buehrle		26,111	361,734
4/28	25	CHI	W	10-0	15-10	2	-3	SEA	3 Hudson	Ritchie		20,365	382,099
(16 dates)													
4/29		OFF DAY				2	-3	SEA	3				
4/30	26	at NY	L	2-8	15-11	2	-3	SEA	3 Wells	Zito		32,888	319,877
5/1	27	at NY	W	4-1	16-11	2	-2	SEA	2 Hijus	Mussina	Koch	31,006	350,883
5/2	28	at NY	L	2-9	16-12	2	-3	SEA	3 Clemens	Lidle		30,463	381,346
5/3	29	at CHI	L	1-6	16-13	2	-4	SEA	4 Buehrle	Fyhrie		15,746	397,092
5/4	30	at CHI	L	2-10	16-14	2	-5	SEA	5 Ritchie	Hudson		27,511	424,603
5/5	31	at CHI	W	3-2	17-14	2	-5	SEA	5 Zito	Wright	Koch	27,275	451,878
(15 dates)													
5/6		OFF DAY				2	-5	SEA	5				
5/7	32	BOS	L	7-9	17-15	2	-5	SEA	5 Arroyo	Mecir	Urbina	19,715	401,814
5/8	33	BOS	L	6-12	17-16	2	-6	SEA	6 Burkett	Hijus		40,155	441,969
5/9	34	BOS	L	1-5	17-17	3	-7	SEA	6½ Lidle	Hudson		18,477	460,446
5/10	35	TOR	L	2-6	17-18	3	-8	SEA	6½ Prokopec	Mulder		10,824	471,270
5/11	36	TOR	W	7-4	18-18	3	-8	SEA	6½ Zito	Miller		21,115	492,385
5/12	37	TOR	L	4-11	18-19	3	-8	SEA	5½ Halladay	Lidle	Walker	19,519	511,904
(22 dates)													
5/13		OFF DAY				3	-8	SEA	5½				
5/14	38	at BOS	L	2-6	18-20	3	-8	SEA	4½ Burkett	Hudson		31,404	483,282
5/15	39	at BOS	L	2-8	18-21	4	-9	SEA	4½ Lowe	Hijus		32,346	515,628
5/16	40	at BOS	W	5-0	19-21	3	-9	SEA	5 Zito	Castillo		33,057	548,685
5/17	41	at TOR	L	1-7	19-22	3	-10	SEA	5 Halladay	Mulder		14,061	562,746
5/18	42	at TOR	L	3-6	19-23	3	-10	SEA	5 Miller	Fyhrie	Escobar	17,846	580,592
5/19	43	at TOR	L	0-11	19-24	3	-10	SEA	4 LOAIZA	Hudson		23,408	604,000
(21 dates)													

2002 Day-By-Day

DATE	G	OPP	W-L	SCORE	REC	POS	GA/GB	LEADER AND LEAD	WINNER	LOSER	SAVE	ATT.	CUM. ATT.
5/20		OFF DAY				13	-10	SEA	3½				
5/21	44	BAL	L	4-6 (14)	19-25	13	-10	SEA	2½	Driskill	Venafro	Julio	10,245
5/22	45	BAL	W	7-6	20-25	13	-9	SEA	1½	Fyhrie	Meduro	Koch	20,444
5/23	46	BAL	L	3-11	20-26	4	-10	SEA	2	Ponson	Mulder		11,737
5/24	47	TB	W	9-8	21-26	13	-10	SEA	3	Mecir	Zambrano	Koch	25,458
5/25	48	TB	W	6-0	22-26	3	-9	SEA	2	Harang		Bradford	31,697
5/26	49	TB	W	7-0	23-26	3	-9	SEA	3	Zito	Kennedy		15,943
(28 dates)													
5/27		OFF DAY				3	-9	SEA	3				
5/28	50	at BAL	W	5-2	24-26	3	-8	SEA	3	Mulder	Maduro	Koch	24,825
5/29	51	at BAL	L	5-10	24-27	3	-9	SEA	3	Bauer	Fyhrie		24,913
5/30	52	at TB	L	3-4 (13)	24-28	3	-10	SEA	4	Harper	Bradford		10,130
5/31	53	at TB	W	13-9	25-28	3	-9	SEA	3	Venafro	Yan		10,227
6/1	54	at TB	W	8-3	26-28	3	-8	SEA	3	Zito	Kennedy		14,073
6/2	55	at TB	W	4-2	27-28	3	-8	SEA	3	Mulder	Rupe	Koch	10,563
(27 dates)													
6/3	56	SEA	L	1-4	27-29	3	-9	SEA	3	Garcia	Harang	Sasaki	14,183
6/4	57	SEA	W	3-2 (10)	28-29	3	-8	SEA	2	Koch	Hasegawa		13,528
6/5	58	SEA	L	0-5	28-30	3	-9	SEA	2	Moyer	Lidle		35,647
6/6	59	SEA	W	10-4	29-30	3	-8	SEA	2	Zito	Baldwin		27,344
6/7	60	HOU	W	5-3	30-30	3	-7	SEA	1	Mulder	Oswalt	Koch	17,453
6/8	61	HOU	W	5-1	31-30	3	-7	SEA	2	Harang	Reynolds		27,115
6/9	62	HOU	W	7-6	32-30	3	-6	SEA	1	Koch	Dotel		35,065
6/10	63	MIL	W	8-6	33-30	3	-6	SEA	1	Bradford	DeLosSantos	Koch	10,584
6/11	64	MIL	W	11-2	34-30	3	-5	SEA	1	Zito	Figueroa		11,223
6/12	65	MIL	W	8-0	35-30	3	-5	SEA	1	MULDER	Sheets		20,847
(38 dates)													
6/13		OFF DAY				3	-5	SEA	1				
6/14	66	at SF	W	3-2	36-30	3	-5	SEA	1	Hudson	Schmidt	Koch	41,457*
6/15	67	at SF	L	2-6	36-31	3	-5	SEA	1	Zerbe	Harang		41,288*
6/16	68	at SF	W	2-1	37-31	3	-4	SEA	1	Zito	Rueter	Koch	41,550*
6/17		OFF DAY				3	-4	SEA	1				
6/18	69	at PIT	W	4-2	38-31	3	-4	SEA	2	Mulder	Fogg	Koch	21,943
6/19	70	at PIT	W	3-2 (10)	39-31	3	-4	SEA	3	Bradford	Williams	Koch	30,549
6/20	71	at PIT	W	5-3	40-31	3	-4	SEA	3	Hudson	Benson	Koch	22,476
6/21	72	at CIN	W	5-3	41-31	3	-4	SEA	3	Harang	Williamson	Koch	26,097
6/22	73	at CIN	W	10-3	42-31	3	-3	SEA	2	Zito	Chan		27,246
6/23	74	at CIN	W	5-1	43-31	3	-3	SEA	2	Mulder	Reitsma		23,962
6/24	75	at SEA	W	13-2	44-31	2	-2	SEA	2	Lidle	Garcia		45,602*
6/25	76	at SEA	L	1-7	44-32	2	-3	SEA	3	Baldwin	Hudson		43,996
6/26	77	at SEA	L	0-1	44-33	3	-4	SEA	3½	Hasegawa	Bradford		42,118
6/27	78	at SEA	L	4-7	44-34	3	-5	SEA	3½	Halama	Zito	Sasaki	42,168
40 dates)													
6/28	79	SF	W	10-6	45-34	3	-5	SEA	4½	Mulder	Hernandez		46,345*
6/29	80	SF	L	3-5	45-35	3	-6	SEA	4½	Schmidt	Lidle	Nen	53,501*
6/30	81	SF	W	7-0	46-35	3	-5	SEA	3½	HUDSON	Ortiz		54,123*
7/1	82	MIN	L	4-5	46-36	3	-6	SEA	4	Romero	Venafro	Guardado	13,503
7/2	83	MIN	W	4-3	47-36	3	-5	SEA	4	Bradford	Guardado		15,317
7/3	84	MIN	L	1-2	47-37	3	-6	SEA	4	Santana	MULDER	Guardado	30,213
7/4	85	KC	W	3-2	48-37	3	-6	SEA	5	Koch	Hernandez		28,315
7/5	86	KC	W	4-3	49-37	3	-5	SEA	4	Mecir	Hernandez		53,802*
7/6	87	KC	L	3-4 (10)	49-38	3	-5	SEA	3	Mullen	Koch	Voyles	18,259
7/7	88	KC	W	3-2	50-38	3	-5	SEA	3	Zito	Byrd	Koch	31,676
(48 dates)													

2002 Day-By-Day

DATE	G	OPP	W-L	SCORE	REC	POS	GA/ GB	LEADER AND LEAD	WINNER	LOSER	SAVE	ATT.	CUM. ATT.
7/8-10		ALL STAR BREAK			50-38	3	-5	SEA	3				
7/11	89	at BAL	W	4-1	51-38	3	-5	SEA	3	Mulder	Erickson	Koch	32,507
7/12	90	at BAL	W	1-0	52-38	3	-5	SEA	3	Hudson	Johnson	Koch	33,366
7/13	91	at BAL	W	6-0	53-38	3	-4	SEA	3	Zito	Driskill		36,100
7/14	92	at BAL	L	3-6	53-39	3	-5	SEA	4	Lopez	Lidle	Julio	32,853
7/15	93	at TB	W	4-0	54-39	12	-4	SEA	4	Lilly	Rupe		10,116
7/16	94	at TB	W	2-1	55-39	12	-3	SEA	3	Mulder	Sosa	Koch	10,592
													(46 dates)
7/17	95	ANA	L	4-10	55-40	3	-4	SEA	3	Appier	Hudson		38,547
7/18	96	ANA	W	2-0	56-40	12	-4	SEA	4	Zito	Sele	Koch	15,733
7/19	97	TEX	W	10-0	57-40	12	-3	SEA	3	LIDLE	Myette		21,445
7/20	98	TEX	W	6-5	58-40	12	-2	SEA	2	Koch	Burba		31,129
7/21	99	TEX	L	3-7 (12)	58-41	3	-2	SEA	1	Powell	Mecir		27,567
													(53 dates)
7/22		OFF DAY				3	-2	SEA	1				
7/23	100	at ANA	W	2-1	59-41	12	-2	SEA	2	Zito	Appier	Koch	25,370
7/24	101	at ANA	L	1-5	59-42	3	-2	SEA	1	Sele	Hudson		25,240
7/25	102	at ANA	L	4-5	59-43	3	-3	SEA	1	Shields	Mecir	Weber	31,653
7/26	103	at TEX	L	4-12	59-44	3	-3	SEA/ANA	-	Rodriguez	Mulder		34,585
7/27	104	at TEX	L	6-10 (10)	59-45	3	-4	SEA	1	Kolb	Koch		35,359
7/28	105	at TEX	W	12-2	60-45	3	-3	SEA/ANA	-	Zito	Alvarez		24,022
													(52 dates)
7/29	106	CLE	L	6-8	60-46	3	-4	SEA/ANA	-	Mulholland	Magnante	Wohlers	18,297
7/30	107	CLE	L	4-5	60-47	3	-5	SEA	1	Drese	Lidle	Wohlers	14,737
7/31	108	CLE	W	6-4	61-47	3	-5	SEA	2	Mulder	Westbrook	Koch	47,574*
8/1	109	DET	W	5-3	62-47	3	-5	SEA	2	Bowie	Sparks	Koch	13,861
8/2	110	DET	L	1-3	62-48	3	-6	SEA	3	Redman	Zito	Acevedo	17,197
8/3	111	DET	W	8-4	63-48	3	-6	SEA	3	Hudson	Lima		29,648
8/4	112	DET	W	4-0	64-48	3	-5	SEA	3	Lidle	Maroth		24,546
													(60 dates)
8/5		OFF DAY				3	-5	SEA	2½				
8/6	113	at BOS	W	9-1	65-48	3	-4	SEA	1½	Mulder	Wakefield		34,059*
8/7	114	at BOS	W	3-2	66-48	3	-4	SEA	2½	Harang	Burkett	Koch	33,325*
8/8	115	at BOS	L	2-4	66-49	3	-5	SEA	3½	Lowe	ZITO	Urbina	33,855*
8/9	116	at NY	W	3-2 (16)	67-49	3	-4	SEA	3½	Bowie	Hitchcock		54,316*
8/10	117	at NY	W	8-0	68-49	3	-4	SEA	3½	Lidle	Wells		54,439*
8/11	118	at NY	L	5-8	68-50	3	-4	SEA	2½	Mussina	Mulder		54,703*
													(58 dates)
8/12	119	TOR	L	1-2	68-51	3	-4½	SEA	2	Loaiza	Harang	Escobar	14,178
8/13	120	TOR	W	5-4	69-51	3	-4½	SEA	2	Zito	Carpenter	Koch	17,466
8/14	121	TOR	W	4-2	70-51	3	-3½	SEA	1	Hudson	Walker	Koch	40,528
8/15		OFF DAY				3	-4	SEA	1½				
8/16	122	CHI	W	1-0	71-51	3	-3	SEA	½	Lidle	BUEHRLE	Koch	22,622
8/17	123	CHI	W	9-2	72-51	3	-2	SEA	1½	Mulder	Garland		40,658
8/18	124	CHI	W	7-4	73-51	3	-2	SEA	½	Zito	Wright		31,489
													(66 dates)
8/19	125	at CLE	W	8-1	74-51	3	-1	SEA/ANA	-	Hudson	Baez		27,693
8/20	126	at CLE	W	6-3	75-51	11	-	SEA/ANA/DAK	-	Harang	Westbrook	Koch	27,527
8/21	127	at CLE	W	6-0	76-51	11	-	SEA/ANA/DAK	-	LIDLE	Rodriguez		26,915
8/22	128	at CLE	W	9-3	77-51	11	-	SEA/DAK	-	Mulder	Phillips	Bradford	27,763
8/23	129	at DET	W	9-1	78-51	1	+1	DAK	1	Zito	Powell		21,807
8/24	130	at DET	W	12-3	79-51	1	+2	DAK	2	HUDSON	Lima		19,045
8/25	131	at DET	W	10-7	80-51	1	+2	DAK	2	Mecir	Walker	Koch	24,346
8/26	132	at KC	W	6-3	81-51	1	+2½	DAK	2½	Lidle	May	Koch	11,096
8/27	133	at KC	W	6-4	82-51	1	+3	DAK	3	Mulder	Ru.Hernandez	Koch	13,077
8/28	134	at KC	W	7-1	83-51	1	+4	DAK	4	Zito	Sedlacek		15,952
													(68 dates)

2002 Day-By-Day

DATE	G	OPP	W-L	SCORE	REC	POS	GA/GB	LEADER AND LEAD	WINNER	LOSER	SAVE	ATT.	CUM. ATT.
8/29		OFF DAY					1 +3%	OAK	3½				
8/30	135	MIN	W	4-2	84-51	1	+3%	OAK	3½	Hudson	Radke	Koch	25,221
8/31	136	MIN	W	6-3	85-51	1	+3%	OAK	3½	Mecir	Romero	Koch	42,841
9/1	137	MIN	W	7-5	86-51	1	+3%	OAK	3½	Koch	Guardado		37,676
9/2	138	KC	W	7-6	87-51	1	+4	OAK	4	Koch	Grimsley		26,325
9/3		OFF DAY					1 +3%	OAK	3½				
9/4	139	KC	W	12-11	88-51	1	+3%	OAK	3½	Koch	Grimsley		55,528*
													1,840,284 (71 dates)
9/5		OFF DAY					1 +2	OAK	3				
9/6	140	at MIN	L	0-6	88-52	1	+2	OAK	2	RADKE	Lidle		27,409
9/7	141	at MIN	W	2-0	89-52	1	+2	OAK	2	Mulder	Mays	Koch	43,628
9/8	142	at MIN	W	6-0	90-52	1	+2	OAK	2	Zito	Milton		20,102
9/9	143	at ANA	W	2-1	91-52	1	+3	OAK	3	Hudson	Appier	Koch	28,145
9/10	144	at ANA	L	2-5	91-53	1	+2	OAK	2	Ortiz	Lilly	Percival	35,323
9/11	145	at ANA	L	5-6	91-54	1	+1	OAK	1	Shields	Tam	Percival	34,302
9/12	146	at ANA	L	6-7	91-55	t1	-	OAK/ANA	-	Donnelly	Koch		31,304
													2,181,087 (75 dates)
9/13	147	SEA	W	5-0	92-55	t1	-	OAK/ANA	-	Zito	Valdes		38,210
9/14	148	SEA	W	1-0	93-55	t1	-	OAK/ANA	-	HUDSON	MOYER		40,309
9/15	149	SEA	L	3-6	93-56	2	-1	ANA	1	Pineiro	Harang	Sasaki	38,783
9/16	150	ANA	W	4-3	94-56	t1	-	OAK/ANA	-	Koch	Levine		22,326
9/17	151	ANA	L	0-1 (10)	94-57	2	-1	ANA	1	Weber	Koch	Percival	25,894
9/18	152	ANA	W	7-4	95-57	t1	-	OAK/ANA	-	Zito	Callaway	Koch	50,730*
9/19	153	ANA	W	5-3	96-57	1	+1	OAK	1	Hudson	Appier	Koch	27,435
9/20	154	TEX	W	4-2	97-57	1	+1	OAK	1	Mecir	Kolb	Rincon	25,281
9/21	155	TEX	W	6-3	98-57	1	+2	OAK	2	Tam	Nitkowski	Koch	24,862
9/22	156	TEX	W	7-5	99-57	1	+3	OAK	3	Mulder	Park	Koch	35,697
													1,619,811 (81 dates)
9/23		OFF DAY					1 +3	OAK	3				
9/24	157	at SEA	L	7-8	99-58	1	+3	OAK	3	Hasegawa	Tam	Rhodes	39,043
9/25	158	at SEA	L	2-3	99-59	1	+3	OAK	3	Rhodes	Mecir	Sasaki	39,767
9/26	159	at SEA	W	5-3 (10)	100-59	1	+3	OAK	3	Koch	Hasegawa		45,807*
9/27	160	at TEX	W	3-2	101-59	1	+4	OAK	4	Mulder	Park	Koch	31,521
9/28	161	at TEX	W	10-8	102-59	1	+4	OAK	4	Lilly	Kolb	Mecir	44,442
9/29	162	at TEX	W	8-7	103-59	1	+4	OAK	4	Zito	Benoit		34,529
													2,416,196 (81 dates)

* denotes sellout COMPLETE GAME PITCHERS IN CAPS

2002 Division Series Day-By-Day

DATE	G	OPP	W-L	SCORE	REC	WINNER	LOSER	SAVE	ATT.
10/1	1	MIN	L	5-7	0-1	Radke	Lilly	Guardado	34,853
10/2	2	MIN	W	9-1	1-1	Mulder	Mays		31,953
10/4	3	at MIN	W	6-3	2-1	Zito	Reed	Koch	55,932*
10/5	4	at MIN	L	2-11	2-2	Milton	Hudson		55,960*
10/6	5	MIN	L	4-5	2-3	Radke	Mulder		32,146

2002 Wild Card Day-By-Day

DATE	POS	GB	LEADER	LEAD	DATE	POS	GB	LEADER	LEAD	DATE	POS	GB	LEADER	LEAD
7/8-10	3	-3½	BOS	1½	8/7	t2	-1½	ANA	1½	9/4	—	—	ANA	3½
7/11	3	-3½	BOS	1½	8/8	3	-1½	ANA	½	9/5	—	—	ANA	4
7/12	3	-2½	BOS	½	8/9	t2	-½	ANA	½	9/6	—	—	ANA	4
7/13	3	-1½	BOS	½	8/10	t2	-½	ANA	½	9/7	—	—	ANA	4
7/14	3	-1½	BOS	½	8/11	3	-1½	ANA	½	9/8	—	—	ANA	4
7/15	t2	-½	BOS	½	8/12	3	-2½	ANA	1					
7/16	t2	-½	BOS	½	8/13	3	-2½	ANA	2	9/9	—	—	ANA	4
7/17	3	-1½	BOS	½	8/14	3	-2½	ANA	2	9/10	—	—	ANA	5
7/18	t2	-1½	BOS	1½	8/15	t2	-2½	ANA	2½	9/11	—	—	ANA	6
7/19	t2	-1½	BOS	1½	8/16	2	-2½	ANA	2½	9/12	t1	-	ANA/OAK	-
7/20	t2	-½	BOS	½	8/17	2	-1½	ANA	1½	9/13	t1	-	ANA/OAK	-
7/21	3	-1	ANA	½	8/18	2	-1½	ANA	1½	9/14	t1	-	ANA/OAK	-
7/22	3	-1	ANA	½	8/19	2	-1	ANA/SEA	1	9/15	1	+8	OAK	8
7/23	t1	-	OAK/ANA/BOS	-	8/20	t1	-	ANA/SEA/OAK	-	9/16	t1	-	ANA/OAK	-
7/24	t2	-1	ANA	1	8/21	t1	-	ANA/SEA/OAK	-	9/17	1	+7	OAK	7
7/25	3	-2	ANA	1	8/22	t1	-	SEA/OAK	-	9/18	t1	-	ANA/OAK	-
7/26	3	-3	ANA/SEA	2	8/23	—	—	SEA	1	9/19	—	—	ANA	7
7/27	3	-3	ANA	1	8/24	—	—	SEA/ANA	-	9/20	—	—	ANA	8
7/28	3	-3	ANA/SEA	1	8/25	—	—	SEA/ANA	-	9/21	—	—	ANA	7
7/29	3	-4	ANA/SEA	2	8/26	—	—	SEA	½	9/22	—	—	ANA	6
7/30	3	-4	ANA	1	8/27	—	—	ANA	½	9/23	—	—	ANA	6
7/31	3	-3	ANA/BOS	-	8/28	—	—	ANA	½	9/24	—	—	ANA	5
8/1	3	-3	ANA	1	8/29	—	—	ANA	½	9/25	—	—	ANA	4
8/2	3	-3	ANA/BOS	-	8/30	—	—	ANA	1½	9/26	—	—	ANA	5
8/3	3	-3	ANA	1	8/31	—	—	ANA	2½	9/27	—	—	ANA	4
8/4	3	-2	ANA/BOS	-	9/1	—	—	ANA	2½	9/28	—	—	ANA	5
8/5	3	-2½	ANA	½	9/2	—	—	ANA	2	9/29	—	—	ANA	6
8/6	3	-2½	ANA	1½	9/3	—	—	ANA	2½					

2002 Final Division Series Statistics

PLAYER	AVG	G	AB	R	H	TB	2B	3B	HR	RBI	SH	SF	HP	BB	IBB	SO	SB	CS	GDP	E	SLG	OBP
Byrnes, E.	.000	2	1	0	0	0	0	0	0	0	0	0	0	0	0	1	0	0	0	0	.000	.000
Chavez, E.	.381	5	21	3	8	11	0	0	1	5	0	0	0	2	1	1	0	0	0	0	.524	.435
Durham, R.	.333	5	21	7	7	16	3	0	2	2	0	0	1	2	0	4	1	0	0	0	.762	.417
Dye, J.	.400	5	20	3	8	13	2	0	1	1	0	0	0	1	0	5	0	0	0	0	.650	.429
Ellis, M.	.368	5	19	1	7	12	2	0	1	4	0	0	0	1	0	2	0	0	0	1	.632	.400
Hatteberg, S.	.500	5	14	5	7	12	2	0	1	3	0	0	0	3	0	0	0	0	0	0	1.857	.588
Hernandez, R.	.059	5	17	0	1	1	0	0	0	0	0	0	0	0	0	4	0	0	1	0	.059	.059
Justice, D.	.238	5	21	2	5	8	1	1	0	4	0	0	0	0	0	4	0	0	1	0	.381	.238
Long, T.	.167	5	18	1	3	6	0	0	1	1	0	0	0	1	0	2	0	0	0	0	.333	.211
Mabry, J.	.000	2	2	0	0	0	0	0	0	0	0	0	0	0	0	1	0	0	0	0	.000	.000
Myers, G.	.000	2	1	0	0	0	0	0	0	0	0	0	0	0	0	1	0	0	0	0	.000	.000
Pratt, A.	.333	3	3	0	1	2	1	0	0	0	0	0	0	0	0	1	0	0	0	0	.667	.333
Saenz, O.	.000	1	0	0	0	0	0	0	0	0	0	0	0	1	0	0	0	0	0	0	.000	1.000
Tejada, M.	.143	5	21	3	3	7	1	0	1	4	0	1	0	1	0	7	0	0	0	1	.333	.174
Velarde, R.	.600	4	5	1	3	4	1	0	0	1	0	0	0	0	0	1	0	0	0	0	.800	.600
pitchers	.000	5	0	0	0	0	0	0	0	0	0	0	0	0	0	0	0	0	0	0	.000	.000
Totals	.288	5	184	26	53	92	13	1	8	25	0	1	1	12	1	34	1	0	2	3	.500	.333
Opponents	.291	5	179	27	52	86	15	2	5	23	2	0	2	14	1	42	2	0	4	4	.480	.349

PITCHER	W	L	ERA	G	GS	CG	SHO	SV	IP	H	R	ER	HR	HB	BB	IBB	SO	WP	BK	OPP	AVG
Bowie, M.	0	0	0.00	1	0	0	0	0	1.1	0	0	0	0	0	0	0	3	0	0	0	.000
Bradford, C.	0	0	0.00	2	0	0	0	0	3.0	1	0	0	0	0	1	0	1	0	0	0	.111
Hudson, T.	0	1	6.23	2	2	0	0	0	8.2	13	11	6	2	1	4	0	8	1	0	0	.333
Koch, B.	0	0	9.00	3	0	0	0	1	3.0	5	3	3	1	0	2	0	3	0	0	0	.357
Lidle, C.	0	0	9.00	1	0	0	0	0	1.0	2	1	1	0	0	0	0	0	0	0	0	.400
Lilly, T.	0	1	13.50	2	0	0	0	0	4.0	10	6	6	1	0	1	0	3	1	0	0	.476
Mecir, J.	0	0	0.00	1	0	0	0	0	1.0	0	0	0	0	0	0	0	2	0	0	0	.000
Mulder, M.	1	1	2.08	2	2	0	0	0	13.0	14	3	3	1	0	3	1	12	1	0	0	.280
Rincon, R.	0	0	0.00	2	0	0	0	0	3.0	2	0	0	0	0	0	0	2	0	0	0	.182
Zito, B.	1	0	4.50	1	1	0	0	0	6.0	5	3	3	0	0	4	0	8	1	0	0	.217
Totals	2	3	4.09	5	5	0	0	1	44.0	52	27	20	5	2	14	1	42	4	0	.291	
Opponents	3	2	4.50	5	5	0	0	1	44.0	53	26	22	8	1	12	1	34	1	0	.288	

2002 Club Statistics

WESTERN DIVISION	HOME		ROAD		Totals	
	W	L	W	L	W	L
vs. Anaheim	7	3	4	6	11	9
vs. Seattle	4	5	4	6	8	11
vs. Texas	8	2	5	4	13	6
Totals vs. West	19	10	13	16	32	26

CENTRAL DIVISION	HOME		ROAD		Totals	
	W	L	W	L	W	L
vs. Cleveland	1	2	4	0	5	2
vs. Chicago	6	0	1	2	7	2
vs. Detroit	3	1	3	0	6	1
vs. Kansas City	5	1	3	0	8	1
vs. Minnesota	4	2	2	1	6	3
Totals vs. Central	19	6	13	3	32	9

EASTERN DIVISION	HOME		ROAD		Totals	
	W	L	W	L	W	L
vs. Baltimore	1	2	4	2	5	4
vs. Boston	0	3	3	3	3	6
vs. New York	1	2	3	3	4	5
vs. Tampa Bay	3	0	5	1	8	1
vs. Toronto	3	3	0	3	3	6
Totals vs. East	8	10	15	12	23	22

Totals vs. A.L.	46	26	41	31	87	57
------------------------	-----------	-----------	-----------	-----------	-----------	-----------

NATIONAL LEAGUE	HOME		ROAD		Totals	
	W	L	W	L	W	L
vs. Cincinnati	0	0	3	0	3	0
vs. Houston	3	0	0	0	3	0
vs. Milwaukee	3	0	0	0	3	0
vs. Pittsburgh	0	0	3	0	3	0
vs. San Francisco	2	1	2	1	4	2
Totals vs. N.L.	8	1	8	1	16	2

Overall Totals	54	27	49	32	103	59
-----------------------	-----------	-----------	-----------	-----------	------------	-----------

	HOME		ROAD		Totals	
	W	L	W	L	W	L
Shutouts	11	2	8	4	19	6
Sho-Individual	4	0	1	3	5	3
Extra Innings	1	4	4	2	5	6
One-Run Decisions	18	7	14	7	32	14
Two-Run Decisions	13	7	8	2	21	9
vs. LH Starters	7	9	13	5	20	14
vs. RH Starters	47	18	36	27	83	45
Grass Fields	54	27	42	27	96	54
Artificial Fields	0	0	7	5	7	5
Day Games	27	8	8	8	35	16
Night Games	27	19	41	24	68	43

	Oak	Opp
Double Plays	144	144
Triple Plays	0	0
Left on Base	1197	1148
Grand Slams	2	3
Home Runs – Home	116	66
Home Runs – Road	89	69
	Won	Lost
Starters	75	41
Relievers	28	18
Streaks	20	4

Doubleheaders (home) Won 0 Lost 0 Split 0
 Doubleheaders (road) Won 0 Lost 0 Split 0

2002 AT A GLANCE

Season High	103-59 (September 29)	A's Score First	79-23	More Homers Than Opponent	66-12
Season Low	19-25/20-26 (5/21 & 5/23)	Opponent Scores First	24-36	Fewer Homers Than Opponent	8-24
April	15-11	Leading After 7th	84-3	Same Total Homers of Opponent	29-23
May	10-17	Leading After 8th	91-0	Batters Walk 5 or More	38-12
June	21-7	Tied After 7th	12-7	Batters Walk 4 or Less	65-47
July	15-12	Tied After 8th	7-6	Pitchers Walk 3 or Less	71-34
August	24-4	Trailing After 7th	7-48	Pitchers Walk 4 or More	32-25
September	18-8	Trailing After 8th	5-52	Starter Pitches 7 or More Innings	60-12
Home Series	17-7-2	Commit No Errors	62-24	Starter Pitches Fewer Than 7 Innings	43-47
Road Series	15-10-1	Commit 1 or More Errors	41-35	Games Decided In The Last At Bat	25-11
Series Sweeps	15-3	Commit 2 or More Errors	14-8	Different Lineups	110

2002 Highs and Lows

CLUB

Longest Winning Streak	20, August 13 to September 4
Longest Winning Streak, Home	12, August 13 to September 14
Longest Winning Streak, Road	10, August 19 to 28
Longest Losing Streak	4, May 7 to 10 4, July 17 to 21 4, July 24 to 27
Longest Losing Streak, Home	4, May 7 to 10
Longest Losing Streak, Road	5, September 10 to 25
Most Runs, Game, A's	16, April 27 vs. Chicago
Most Runs, Game, Opponents	12, May 8 vs. Boston and July 26 at Texas
Most Runs, Inning, A's	8, July 28 at Texas (9th)
Most Runs, Inning, Opponents	9, July 26 at Texas (7th)
Largest Margin, Victory	15, April 27 vs. Chicago (16-1)
Largest Margin, Loss	11, May 19 at Toronto (0-11)
Most Hits, Game, A's	19, April 27 vs. Chicago
Most Hits, Game, Opponents	19, May 8 vs. Boston 19, May 30 at Tampa Bay
Most Hits, Inning, A's	8, July 28 at Texas (9th)
Most Hits, Inning, Opponents	8, May 31 at Tampa Bay (4th)
Most Doubles, Game, A's	6, June 6 vs. Seattle 6, August 25 at Detroit
Most Doubles, Game, Opponents	7, September 11 at Anaheim
Most Triples, Game, A's	3, August 3 vs. Detroit
Most Triples, Game, Opponents	2, April 11 at Texas 2, May 15 at Boston 2, May 24 vs. Tampa Bay
Most Home Runs, Game, A's	5, April 27 vs. Chicago
Most Home Runs, Game, Opponents	4, May 12 vs. Toronto 4, May 29 at Baltimore 4, July 26 at Texas 4, September 1 vs. Minnesota
Most Stolen Bases, Game, A's	2, six times (last time: September 21 vs. Texas)
Most Stolen Bases, Game, Opponents	4, May 21 vs. Baltimore 4, May 22 vs. Baltimore 16, May 11 vs. Toronto
Most Strikeouts, Game, A's Pitchers	12, four times (last: July 6 vs. Kansas City)
Most Strikeouts, Game, Opponents Pitchers	10, May 8 vs. Boston
Most Walks, Game, A's Pitchers	11, June 9 vs. Houston
Fewest Hits Allowed, Game, A's	1, July 19 vs. Texas 1, August 4 vs. Detroit 1, August 21 at Cleveland
Fewest Hits Allowed, Game, Opponents	2, April 11 at Texas 2, May 19 at Toronto 2, June 26 at Seattle

INDIVIDUAL

Grand Slams	Eric Chavez, May 11 vs. Toronto (Miller) Jermaine Dye, September 29 at Texas (Benoit)
Pinch Hit Home Runs	Greg Myers, April 21 vs. Anaheim (Percival) Olmedo Saenz, July 2 vs. Minnesota (Guardado) Olmedo Saenz, July 13 at Baltimore (Ryan) Greg Myers, August 25 at Detroit (Henriquez) Scott Hatteberg, September 4 vs. Kansas City (Grimsley)
Inside-The-Park Home Runs	none
Longest Hitting Streak	24, Miguel Tejada, July 11 to August 4
Most Runs, Game	3, 11 times (last: Eric Byrnes, September 28 at Texas)
Most Hits, Game	4, six times (last: Miguel Tejada, September 26 at Seattle)
Most Doubles, Game	2, 22 times (last: Ray Durham, September 27 at Texas)
Most Triples, Game	2, Mark Ellis, August 3 vs. Detroit

2002 Highs and Lows

Most Home Runs, Game.....	2, 14 times (last: Miguel Tejada, September 28 at Texas)
Most Runs Batted In, Game.....	6, Miguel Tejada, July 28 at Texas
Most Stolen Bases, Game.....	1, 46 times (last: Ray Durham, September 29 at Texas)
Most Walks, Game.....	4, Mark Ellis, July 11 at Baltimore
Most Strikeouts, Game.....	4, Esteban German, May 21 vs. Baltimore
	4, Esteban German, May 30 at Tampa Bay
	4, Jermaine Dye, July 6 vs. Kansas City
Longest Winning Streak.....	9, Barry Zito, May 5 to June 22
Longest Losing Streak.....	4, Mark Mulder, April 11 to May 23
	4, Tim Hudson, May 4 to 19
Most Strikeouts, Game, Pitcher.....	12, Mark Mulder, July 3 vs. Minnesota
	12, Mark Mulder, September 17 vs. Anaheim
Most Walks, Game, Pitcher.....	6, Tim Hudson, May 14 at Boston
Low Hit Complete Game.....	1, Cory Lidle, July 19 vs. Texas
	1, Cory Lidle, August 21 at Cleveland
Most Innings, Game, Starter.....	9.0, 10 times (last: Mark Mulder, September 17 vs. Anaheim)
Most Innings, Game, Reliever.....	4.0, Mike Fyhrie, June 27 at Seattle
Most Consecutive Scoreless Innings.....	32.0, Cory Lidle, August 4 to 26
Most Consecutive Batters Retired.....	26, Cory Lidle, August 21 to 26

GENERAL

Longest Game, Innings.....	16, August 9 at New York
Longest Game, Time, Nine Innings.....	4:15, May 31 at Tampa Bay
Longest Game, Time, Extra Innings.....	6:00, August 9 at New York (16)
Shortest Game, Time.....	2:16, August 16 vs. Chicago
Largest Crowd, Home.....	55,528, September 4 vs. Kansas City
Smallest Crowd, Home.....	9,145, April 18 vs. Anaheim
Largest Crowd, Road.....	54,703, August 11 at New York
Smallest Crowd, Road.....	10,116, July 15 at Tampa Bay
Postponement, Rain, Home.....	none
Postponement, Rain, Road.....	none

A'S ON THE DISABLED LIST

Player	Injury	Date	Games Missed	A's Record
Mario Valdez	right calf strain	March 22 to May 6	31	17-14
Jermaine Dye	broken left tibia rehab	March 21 to April 26	22	12-10
Randy Velarde	fractured left hand	April 5 to May 4	25	13-12
Mark Mulder	strain in left forearm	April 12 to May 10	24	11-13
David Justice	right groin strain	May 8 to June 4	24	10-14
Cory Lidle	right shoulder strain	May 13 to 30	14	6-8
Ted Lilly	left shoulder inflammation	July 23 to September 10	44	33-11

2002 Game Tying & Go Ahead RBI

PLAYER	GT	GA	TOT	PLAYER	GT	GA	TOT
Byrnes	0	2	2	Long	7	11	18
Chavez	9	23	32	Mabry	7	12	19
Durham	3	2	5	Menechino	2	4	6
Dye	5	20	25	Myers	4	6	10
Ellis	3	6	9	Peña	2	3	5
Giambi	1	3	4	Piatt	1	4	5
Hatteberg	1	16	17	Saenz	3	3	6
Hernandez	5	9	14	Tejada	11	32	43
Justice	4	15	19	Velarde	1	2	3

2002 Multiple Hit & RBI Games

MULTIPLE HIT GAMES

PLAYER	2	3	4	5	TOT
Byrnes	3	1	0	0	4
Chavez	41	10	0	0	51
Colangelo	1	0	0	0	1
Durham	12	1	2	0	15
Dye	21	8	0	0	29
Ellis	19	4	0	0	23
German	2	0	0	0	2
Giambi	11	2	0	0	13
Grabowski	1	0	0	0	1
Hatteberg	26	8	1	0	35
Hernandez	19	2	0	0	21
Justice	21	5	0	0	26
Long	29	5	0	0	34
Mabry	8	2	1	0	11
McKay	1	0	0	0	1
Menechino	4	1	0	0	5
Myers	6	0	0	0	6
Peña	4	2	0	0	6
Piatt	4	2	0	0	6
Saenz	6	1	0	0	7
Sutton	1	0	0	0	1
Tejada	42	13	2	0	57
Velarde	6	1	0	0	7

MULTIPLE RBI GAMES

PLAYER	2	3	4	5	6	TOT
Byrnes	3	0	0	0	0	3
Chavez	17	10	4	1	0	32
Durham	2	1	0	0	0	3
Dye	10	4	4	0	0	18
Ellis	7	1	0	0	0	8
Giambi	3	0	0	0	0	3
Hatteberg	9	3	1	0	0	13
Hernandez	7	2	0	0	0	9
Justice	6	3	1	0	0	10
Long	14	2	2	0	0	18
Mabry	6	2	1	1	0	10
McKay	1	0	0	0	0	1
Menechino	2	1	0	0	0	3
Myers	4	2	0	0	0	6
Peña	4	1	0	0	0	5
Piatt	3	1	0	0	0	4
Saenz	2	2	0	0	0	4
Sutton	0	1	0	0	0	1
Tejada	14	12	2	1	1	30

2002 RELIEF PITCHER EFFECTIVENESS

	Runners Inherited	Runners Scored	First Hitters	Save Situations
Bowie	9	5	5 for 12 (1 bb)	0 for 0
Bradford	64	21	15 for 73 (1 bb, 1 hbp)	2 for 5
Fyhrie	12	7	5 for 10 (2 hbp)	0 for 0
Harang	0	0	0 for 1	0 for 0
Holtz	15	4	4 for 14 (2 bb)	0 for 1
Koch	11	3	17 for 79 (5 bb)	44 for 50
Lidle	3	0	0 for 1	0 for 0
Lilly	0	0	0 for 1	0 for 0
Magnante	21	7	9 for 31 (1 bb)	0 for 1
Mecir	39	7	12 for 51 (9 bb, 1 hbp)	1 for 6
Rincon	17	4	2 for 23 (2 bb)	1 for 2
Tam	38	17	13 for 36 (1 bb, 1 hbp, 2 sh)	0 for 4
Venafro	44	10	13 for 40 (4 bb, 2 sf, 1 sh)	0 for 0

2002 Batting & Pitching Breakdown

BATTING

	AVG.	G	AB	R	H	HR	RBI
Before ASB	.258	88	2998	420	774	109	403
After ASB	.264	74	2560	380	676	96	369
Home	.268	81	2702	427	725	116	410
Away	.254	81	2856	373	725	89	362
Day	.265	51	1705	270	452	63	258
Night	.259	111	3853	530	998	142	514
Left	.247		1378	174	340	45	166
Right	.266		4180	626	1110	160	606
April	.267	26	881	137	235	42	132
May	.246	27	944	114	232	29	110
June	.265	28	940	147	249	33	143
July	.266	27	928	112	247	28	103
August	.279	28	998	164	278	40	161
September	.241	26	867	126	209	33	123
Anaheim	.229	20	646	82	148	30	80
Baltimore	.258	9	329	38	85	13	35
Boston	.248	9	314	37	78	8	37
Chicago	.281	9	302	55	85	17	50
Cleveland	.302	7	255	45	77	8	45
Detroit	.294	7	248	49	73	14	48
Kansas City	.281	9	320	51	90	8	47
Minnesota	.267	9	300	34	80	10	33
New York	.240	9	337	36	81	9	34
Seattle	.244	19	636	76	155	23	75
Tampa Bay	.272	9	320	56	87	14	54
Texas	.272	19	658	111	179	23	109
Toronto	.212	9	283	27	60	6	26
Cincinnati	.260	3	104	20	27	5	19
Houston	.281	3	96	17	27	4	17
Milwaukee	.333	3	102	27	34	6	26
Pittsburgh	.234	3	107	12	25	3	12
San Francisco	.294	6	201	27	59	4	25

PITCHING

	ERA	W	L	IP	H	R	ER	HR
Before ASB	4.09	50	38	785.0	813	395	357	77
After ASB	3.18	53	21	667.0	578	259	236	58
Home	3.48	54	27	738.0	691	331	285	66
Away	3.88	49	32	714.0	700	323	308	69
Day	3.69	35	16	456.0	410	205	187	51
Night	3.67	68	43	996.0	981	449	406	84
Left					549			55
Right					842			80
April	4.01	15	11	229.0	223	116	102	19
May	5.69	10	17	242.0	284	169	153	37
June	2.99	21	7	250.0	247	89	83	16
July	3.55	15	12	243.1	228	103	96	22
August	2.17	24	4	257.0	193	72	62	17
September	3.78	18	8	230.2	216	105	97	24
Anaheim	3.84	11	9	175.2	180	81	75	13
Baltimore	3.96	5	4	84.0	82	42	37	11
Boston	4.50	3	6	78.0	89	47	39	8
Chicago	2.85	7	2	79.0	60	29	25	6
Cleveland	3.14	5	2	63.0	49	24	22	4
Detroit	2.57	6	1	63.0	49	21	18	5
Kansas City	3.18	8	1	82.0	79	36	29	7
Minnesota	2.70	6	3	80.0	69	26	24	8
New York	4.02	4	5	85.0	89	40	38	7
Seattle	3.98	8	11	165.0	179	80	73	12
Tampa Bay	2.89	8	1	84.0	83	27	27	6
Texas	4.73	13	6	173.1	164	96	91	22
Toronto	5.54	3	6	78.0	77	53	48	14
Cincinnati	1.67	3	0	27.0	17	7	5	1
Houston	3.33	3	0	27.0	24	10	10	1
Milwaukee	2.67	3	0	27.0	30	8	8	2
Pittsburgh	2.25	3	0	28.0	25	7	7	3
San Francisco	2.89	4	2	53.0	46	20	17	5

REVIEW

2002 Designated Hitting Statistics

BATTER	AVG.	G	AB	R	H	TB	2B	3B	HR	RBI	SH	SF	HP	BB	IBB	SO	SB	CS	DP	SLG	OBP
Byrnes, E.	.000	7	5	4	0	0	0	0	0	0	0	0	0	0	0	1	0	0	0	.000	.000
Chavez, E.	.226	9	31	8	7	24	2	0	5	8	0	0	0	5	1	6	0	0	1	.774	.333
Durham, R.	.276	43	174	36	48	78	10	4	4	19	1	1	2	20	1	27	6	2	2	.448	.355
Dye, J.	.225	19	71	4	16	24	5	0	1	5	0	1	2	7	0	12	0	0	3	.338	.309
Ellis, M.	.000	1	1	0	0	0	0	0	0	0	0	0	0	0	0	0	0	0	0	.000	.000
Flores, J.	.000	1	0	0	0	0	0	0	0	0	0	0	0	0	0	0	0	0	0	.000	.000
Giambi, J.	.333	2	9	2	3	4	1	0	0	0	0	0	0	0	0	2	0	0	0	.444	.333
Hatteberg, S.	.296	42	152	14	45	76	4	3	7	20	0	0	3	19	0	12	0	0	4	.500	.385
Justice, D.	.248	37	125	12	31	38	4	0	1	9	0	0	0	32	2	24	0	1	2	.304	.401
Menechino, F.	.000	1	0	0	0	0	0	0	0	0	0	0	0	1	0	0	0	0	0	.000	1.000
Myers, G.	.000	1	1	0	0	0	0	0	0	0	0	0	0	0	0	0	0	0	1	.000	.000
Saenz, D.	.222	7	18	0	4	6	2	0	0	2	0	0	1	1	0	4	0	0	0	.333	.300
Velarde, R.	.200	5	5	0	1	1	0	0	0	0	0	0	0	1	0	0	0	0	0	.200	.333
Totals	.262	592	80	155	251	28	7	18	63	1	2	8	86	4	88	6	3	13	.424	.362	

2002 Pinch Hitting Statistics

BATTER	AVG	G	AB	R	H	TB	2B	3B	HR	RBI	SH	SF	HP	BB	IBB	SO	SB	CS	GIDP	SLG	OBP
Byrnes, E.	.182	11	11	1	2	4	2	0	0	0	0	0	0	0	0	5	0	0	0	.364	.182
Chavez, E.	.000	2	2	0	0	0	0	0	0	0	0	0	0	0	0	0	0	0	0	.000	.000
Colangelo, M.	.000	2	1	0	0	0	0	0	0	0	0	0	1	0	0	1	0	0	0	.000	.500
Dye, J.	.500	3	2	0	1	1	0	0	0	1	0	0	1	0	0	1	0	0	0	.500	.667
Ellis, M.	.000	1	1	0	0	0	0	0	0	0	0	0	0	0	0	0	0	0	0	.000	.000
Flores, J.	.000	1	1	0	0	0	0	0	0	0	0	0	0	0	0	0	0	0	0	.000	.000
Hatteberg, S.	.286	7	7	1	2	5	0	0	1	1	0	0	0	0	0	2	0	0	0	.714	.286
Hernandez, R.	.000	2	2	0	0	0	0	0	0	0	0	0	0	0	0	0	0	0	0	.000	.000
Justice, D.	.333	10	6	0	2	2	0	0	0	0	0	0	0	4	1	1	0	0	0	.333	.600
Long, T.	1.000	1	1	0	1	1	0	0	0	1	0	0	0	0	0	0	0	1	0	1.000	1.000
Mabry, J.	.357	14	14	1	5	8	3	0	4	0	0	0	0	4	0	0	0	1	0	.571	.357
McKay, C.	.000	1	0	0	0	0	0	0	0	0	0	0	0	0	0	0	0	0	0	.000	.000
Menecchino, F.	.000	2	0	0	0	0	0	0	0	0	0	0	0	1	0	0	0	0	0	.000	1.000
Myers, G.	.313	21	16	3	5	11	0	0	2	7	0	0	0	5	2	5	0	2	0	.688	.476
Piatt, A.	.000	11	8	1	0	0	0	0	0	1	0	0	0	1	0	3	0	0	0	.000	.111
Saenz, O.	.250	26	20	2	5	11	0	0	2	3	0	0	2	3	1	3	0	0	1	.550	.400
Tejada, M.	.000	1	1	0	0	0	0	0	0	0	0	0	0	0	0	0	0	0	0	.000	.000
Velarde, R.	.111	10	9	0	1	1	0	0	0	0	0	0	0	1	0	4	0	0	0	.111	.200
TOTALS	.235	82	102	9	24	44	5	0	5	18	0	0	4	15	4	29	0	1	4	.431	.355

2002 Batting With Runners In Scoring Position

PLAYER	AVG	AB	H	2B	3B	HR	RBI-SP	MISP	MOB	BB	IBB	SO	SH	SF	GIDP
Byrnes, E.	.261	23	6	0	1	0	7	32	48	1	0	3	0	2	2
Chavez, E.	.311	167	52	8	2	7	56	235	357	30	13	31	0	2	4
Colangelo, M.	.000	4	0	0	0	0	0	4	4	0	0	0	0	0	0
Durham, R.	.304	46	14	2	1	1	14	69	95	7	1	10	0	1	0
Dye, J.	.250	132	33	4	1	5	49	197	293	20	2	31	0	5	10
Ellis, M.	.324	71	23	4	1	2	27	108	151	16	1	8	2	3	1
German, E.	.000	4	0	0	0	0	0	7	9	1	0	1	0	0	0
Giambi, Je.	.182	22	4	1	0	0	8	40	57	6	0	7	0	0	1
Grabowski, J.	.000	1	0	0	0	0	0	2	2	0	0	1	0	0	0
Hatteberg, S.	.250	132	33	4	1	5	34	173	243	16	1	12	0	1	4
Hernandez, R.	.247	97	24	4	0	1	30	128	185	13	1	21	0	3	2
Hudson, T.	.000	2	0	0	0	0	0	2	3	0	0	0	0	0	0
Justice, D.	.241	112	27	3	2	2	34	167	243	24	3	23	0	2	1
Long, T.	.225	129	29	8	1	3	37	177	260	17	6	26	0	3	4
Mabry, J.	.310	58	18	8	1	3	22	79	113	2	1	14	0	3	3
McKay, C.	1.000	1	1	0	0	0	2	2	3	0	0	0	0	1	0
Menecchino, F.	.208	24	5	2	0	0	8	35	52	2	0	5	0	1	0
Mulder, M.	.000	2	0	0	0	0	0	2	4	0	0	0	0	0	0
Myers, G.	.170	47	8	1	0	2	11	71	98	14	3	16	0	0	2
Pena, C.	.217	23	5	0	0	3	7	34	48	7	0	10	0	1	1
Piatt, A.	.229	35	8	2	0	1	12	48	70	3	0	6	0	1	1
Saenz, O.	.206	34	7	3	0	1	10	52	73	2	1	6	0	2	0
Sutton, L.	.143	7	1	0	0	1	1	7	12	0	0	3	0	0	0
Tejada, M.	.375	176	66	11	0	9	73	228	335	9	3	20	0	4	9
Velarde, R.	.273	22	6	2	0	0	6	34	48	6	1	6	0	1	2
Zito, B.	.000	1	0	0	0	0	0	1	1	0	0	0	0	0	0
Totals	.270	1372	370	67	11	46	448	1934	2807	196	37	260	2	36	47

2002 Batting With The Bases Loaded

PLAYER	AVG.	AB	H	2B	3B	HR	RBI-SP	MISP	MOB	BB	IBB	SO	SH	SF	GIDP
Byrnes, E.	.000	1	0	0	0	0	0	2	3	0	0	0	0	0	0
Chavez, E.	.409	22	9	2	0	1	19	48	72	0	0	2	0	2	2
Durham, R.	.143	7	1	0	0	0	5	16	24	1	0	2	0	0	0
Dye, J.	.294	17	5	3	0	1	14	38	57	1	0	5	0	1	1
Ellis, M.	.167	6	1	1	0	0	5	16	24	1	0	1	0	1	0
German, E.	.000	1	0	0	0	0	0	2	3	0	0	0	0	0	0
Giambi, J.	.200	5	1	0	0	0	4	12	18	1	0	1	0	0	1
Hatteberg, S.	.222	9	2	1	0	0	4	20	30	1	0	1	0	0	0
Hernandez, R.	.500	8	4	0	0	0	8	18	27	1	0	1	0	0	1
Justice, D.	.188	16	3	0	1	0	9	36	54	1	0	5	0	1	0
Long, T.	.167	18	3	1	0	0	10	40	60	1	0	6	0	1	0
Mabry, J.	.125	8	1	1	0	0	4	20	30	0	0	3	0	2	0
Menechino, F.	.200	5	1	1	0	0	4	12	18	0	0	1	0	1	0
Myers, G.	.500	2	1	0	0	0	4	8	12	2	0	1	0	0	0
Piatt, A.	.000	3	0	0	0	0	2	8	12	0	0	0	0	1	0
Saenz, D.	.000	5	0	0	0	0	2	14	21	0	0	1	0	0	0
Tejada, M.	.409	22	9	4	0	0	16	46	69	0	0	3	0	1	2
Velarde, R.	.000	2	0	0	0	0	1	6	9	1	0	1	0	0	0
Totals	.261	157	41	14	1	2	111	362	543	11	0	34	0	11	7

2002 Player Transactions

DATE	TRANSACTION	DATE	TRANSACTION
March 11	Esteban German optioned to Sacramento	April 16	Jermaine Dye sent to Sacramento on injury rehab assignment
March 11	Juan Pena optioned to Sacramento	April 17	Mike Fyhrie recalled from Sacramento
March 11	Bert Snow optioned to Sacramento	April 23	Jermaine Dye transferred to Modesto on injury rehab assignment
March 11	Franklyn German optioned to Midland	April 26	Jermaine Dye recalled from injury rehab and reinstated from 15-day disabled list
March 18	Allen Levrault optioned to Sacramento	April 26	Mark Ellis optioned to Sacramento
March 18	Justin Duchscherer acquired from the Texas Rangers for Luis Vizcaino and optioned to Sacramento	April 27	Mario Valdez sent to Modesto on injury rehab assignment
March 22	Mike Fyhrie optioned to Sacramento	April 29	Randy Velarde sent to Sacramento on injury rehab assignment
March 22	Mario Valdez placed on the 15-day disabled list, right calf strain	May 4	Randy Velarde recalled from injury rehab and reinstated from 15-day disabled list
March 22	Jermaine Dye placed on the 15-day disabled list, fractured left tibia rehab	May 4	Mike Colangelo optioned to Sacramento
March 23	Chad Harville optioned to Sacramento	May 6	Mario Valdez recalled from injury rehab, reinstated from 15-day disabled list and designated for assignment
March 26	Jason Grabowski elected free agency	May 8	David Justice placed on 15-day disabled list, strained right groin
March 30	Eric Byrnes optioned to Sacramento	May 8	Eric Byrnes recalled from Sacramento
March 30	Mark Ellis optioned to Sacramento	May 9	Mike Fyhrie optioned to Sacramento
March 30	Luis Lopez optioned to Sacramento	May 10	Mark Mulder reinstated from 15-day disabled list
March 30	Adam Piatt optioned to Sacramento	May 13	Cory Lidle placed on 15-day disabled list, right shoulder tendinitis
	OPENING DAY ROSTER	May 15	Mario Valdez outrighted to Sacramento
Pitchers (12):	Chad Bradford, Erik Hiljusz, Mike Holtz, Tim Hudson, Billy Koch, Cory Lidle, Mike Magnante, Jim Mecir, Mark Mulder, Jeff Tam, Mike Venafro, Barry Zito	May 18	Mike Fyhrie recalled from Sacramento
Catchers (2):	Ramon Hernandez, Greg Myers	May 21	Larry Sutton selected from Sacramento
Infielders (7):	Eric Chavez, Scott Hatteberg, Frank Menechino, Carlos Pena, Olmedo Saenz, Miguel Tejada, Randy Velarde	May 21	Esteban German recalled from Sacramento
Outfielders (4):	Mike Colangelo, Jeremy Giambi, David Justice, Terrence Long	May 21	Adam Piatt recalled from Sacramento
April 5	Randy Velarde placed on the 15-day disabled list, fractured left hand	May 21	Frank Menechino optioned to Sacramento
April 7	Mark Ellis recalled from Sacramento	May 21	Jeff Tam optioned to Sacramento
April 12	Mark Mulder placed on the 15-day disabled list, left forearm strain	May 21	Carlos Pena optioned to Sacramento
		May 22	John Mabry acquired from the Philadelphia Phillies for Jeremy Giambi

2002 Player Transactions

DATE	TRANSACTION	DATE	TRANSACTION
May 25	Mike Holtz designated for assignment	October 10	Cody McKay outrighted to Sacramento
May 25	Aaron Harang selected from Sacramento	October 10	Juan Pena outrighted to Sacramento
May 26	Cory Lidle sent to Sacramento on injury rehab	October 14	Jeff Tam outrighted to Sacramento
May 30	Cory Lidle recalled from injury rehab and reinstated from 15-day disabled list	October 28	David Justice filed for free agency
May 30	Erik Hiljus optioned to Sacramento	October 29	Greg Myers filed for free agency
May 31	Jeff Tam recalled from Sacramento	October 30	Randy Velarde filed for free agency
May 31	Larry Sutton outrighted to Sacramento		
June 4	David Justice reinstated from 15-day disabled list	November 1	Ray Durham filed for free agency
June 4	Jeff Tam optioned to Sacramento	November 4	John Mabry filed for free agency
June 5	Mike Holtz unconditionally released	November 13	Roy Smith acquired from the Cleveland Indians for cash considerations
June 6	Mark Ellis recalled from Sacramento	November 16	Cory Lidle traded to the Toronto Blue Jays for minor leaguers Mike Rouse and Chris Nowday
June 6	Esteban German optioned to Sacramento	November 19	Shane Bazzell selected from Midland
July 5	Ted Lilly acquired from the New York Yankees along with minor leaguers John-Ford Griffin and Jason Arnold as part of a three-team, seven player trade in which the A's sent Carlos Pena, Franklyn German and a player to be named later to the Detroit Tigers for cash considerations and Jeff Weaver. The A's then sent Weaver to the Yankees to complete the deal.	November 19	Freddie Bynum selected from Visalia
July 6	Mike Fyhrie optioned to Sacramento	November 19	Adam Morrissey selected from Midland
July 22	Aaron Harang optioned to Sacramento	December 3	Keith Foulke, Mark Johnson, Joe Valentine and cash considerations acquired from the Chicago White Sox for Billy Koch and two players to be named later
July 23	Jeff Tam recalled from Sacramento	December 15	Erubiel Durazo acquired from Arizona in a four-team, four-player trade in which the A's sent a PTBNL later to Toronto, Toronto sent Felipe Lopez to Cincinnati and Cincinnati sent Elmer Dessens to Arizona
July 23	Ted Lilly placed on 15-day disabled list, left shoulder inflammation	December 16	Michael Neu selected from the Cincinnati organization in the Major League Rule 5 Draft
July 24	Aaron Harang recalled from Sacramento	December 16	Rontrez Johnson selected from the Texas organization in the Major League Rule 5 Draft
July 25	Ray Durham acquired from the Chicago White Sox for minor leaguer Jon Adkins	December 16	Buddy Hernandez acquired from San Diego for Jose Flores
July 26	Adam Piatt optioned to Sacramento	December 16	Jason Arnold sent to Toronto as the PTBNL in the December 15 trade
July 29	Micah Bowie selected from Sacramento	December 16	Neil Cotts and Daylan Holt sent to Chicago as the PTBNL in the December 3 trade
July 29	Mike Venafro optioned to Sacramento	December 16	Mike Fyhrie released
July 30	Mike Magnante designated for assignment	December 16	Free agent Chris Singleton agreed to terms on a one-year contract with a club option for 2004
July 30	Ricardo Rincon acquired from the Cleveland Indians for minor leaguer Marshall McDougall.	January 2	Jeremy Fikac acquired from San Diego for a PTBNL or cash considerations
August 6	Mike Magnante unconditionally released	January 17	Free agent John Halama agreed to terms on a one-year contract
August 22	Jeremy Bonderman sent to Detroit as the PTBNL in the July 5 trade	January 17	Free agent Ed Yarnall agreed to terms on a one-year contract
August 26	Aaron Harang optioned to Sacramento	January 17	Luis Lopez designated for assignment
August 27	Adam Piatt recalled from Sacramento		
August 30	Allen Levraut outrighted to Sacramento		
September 1	Mike Fyhrie recalled from Sacramento		
September 4	Aaron Harang recalled from Sacramento		
September 4	Frank Menechino recalled from Sacramento		
September 4	Mike Venafro recalled from Sacramento		
September 4	Jose Flores selected from Sacramento		
September 4	Jason Grabowski selected from Sacramento		
September 4	Cody McKay selected from Sacramento		
September 4	Mike Colangelo designated for assignment		
September 10	Ted Lilly reinstated from the 15-day disabled list		
September 11	Mike Colangelo outrighted to Sacramento		

2002 Major League Standings

American League West	Won	Lost	Pct.	GB	Home	Road	vs. East	vs. Cent	vs. West	vs. N.L.
Oakland	103	59	.636	--	54-27	49-32	23-22	32-9	32-26	16-2
Anaheim	99	63	.611	4.0	54-27	45-36	28-13	30-15	30-28	11-7
Seattle	93	69	.574	10.0	48-33	45-36	25-20	23-18	34-24	11-7
Texas	72	90	.444	31.0	42-39	30-51	25-16	18-27	20-38	9-9

American League Central	Won	Lost	Pct.	GB	Home	Road	vs. East	vs. Cent	vs. West	vs. N.L.
Minnesota	94	67	.584	--	54-27	40-40	15-17	50-25	19-17	10-8
Chicago	81	81	.500	13.5	47-34	34-37	18-14	40-36	15-21	8-10
Cleveland	74	88	.457	20.5	39-42	35-46	19-17	37-39	12-20	6-12
Kansas City	62	100	.383	32.5	37-44	25-56	10-22	33-43	14-22	5-13
Detroit	55	106	.342	39.0	33-47	22-59	11-25	29-46	9-23	6-12

American League East	Won	Lost	Pct.	GB	Home	Road	vs. East	vs. Cent	vs. West	vs. N.L.
New York	103	58	.640	--	52-28	51-30	46-29	29-7	17-15	11-7
Boston	93	69	.574	10.5	42-39	51-30	51-25	19-17	18-14	5-13
Toronto	78	84	.481	25.5	42-39	36-45	41-35	16-16	12-24	9-9
Baltimore	67	95	.414	36.5	34-47	33-48	26-50	18-14	14-22	9-9
Tampa Bay	55	106	.342	48.0	30-51	25-55	25-50	13-19	10-26	7-11

National League West	Won	Lost	Pct.	GB	Home	Road	vs. East	vs. Cent	vs. West	vs. A.L.
Arizona	98	64	.605	--	55-26	43-38	21-11	23-13	43-33	11-7
San Francisco	95	66	.590	2.5	50-31	45-35	17-14	23-13	47-29	8-10
Los Angeles	92	70	.568	6.0	46-35	46-35	20-12	20-16	40-36	12-6
Colorado	73	89	.451	25.0	47-34	26-55	18-14	17-19	31-45	7-11
San Diego	66	96	.407	32.0	41-40	25-56	16-16	13-23	29-47	8-10

National League Central	Won	Lost	Pct.	GB	Home	Road	vs. East	vs. Cent	vs. West	vs. A.L.
St. Louis	97	65	.599	--	52-29	45-36	11-19	57-33	21-9	8-4
Houston	84	78	.519	13.0	47-34	37-44	16-14	49-41	14-16	5-7
Cincinnati	78	84	.481	19.0	38-43	40-41	12-18	50-40	14-16	2-10
Pittsburgh	72	89	.447	24.5	38-42	34-47	16-13	43-47	10-20	3-9
Chicago	67	95	.414	30.0	36-45	31-50	12-18	36-54	13-17	6-6
Milwaukee	56	106	.346	41.0	31-50	25-56	7-23	35-55	12-18	2-10

National League East	Won	Lost	Pct.	GB	Home	Road	vs. East	vs. Cent	vs. West	vs. A.L.
Atlanta	101	59	.631	--	52-28	49-31	47-28	24-12	15-16	15-3
Montreal	83	79	.512	19.0	49-32	34-47	37-39	21-15	13-19	12-6
Philadelphia	80	81	.497	21.5	40-40	40-41	34-41	22-14	14-18	10-8
Florida	79	83	.488	23.0	46-35	33-48	36-40	18-18	15-17	10-8
New York	75	86	.466	26.5	38-43	37-43	35-41	20-15	10-22	10-8

American League Wild Card	Won	Lost	Pct.	GB	National League Wild Card	Won	Lost	Pct.	GB
Anaheim	99	63	.611	--	San Francisco	95	66	.590	--
Boston	93	69	.574	6.0	Los Angeles	92	70	.568	3.5
Seattle	93	69	.574	6.0	Houston	84	78	.519	11.5
Chicago	81	81	.500	18.0	Montreal	83	79	.512	12.5
Toronto	78	84	.481	21.0	Philadelphia	80	81	.497	15.0

POST-SEASON RESULTS

American League Division Series

Anaheim defeated New York, 3 games to 1
Minnesota defeated Oakland, 3 games to 2

National League Division Series

San Francisco defeated Atlanta, 3 games to 2
St. Louis defeated Arizona, 3 games to 0

American League Championship Series

Anaheim defeated Minnesota, 4 games to 1

National League Championship Series

San Francisco defeated St. Louis, 4 games to 1

World Series

Anaheim defeated San Francisco, 4 games to 3

2002 AL Team Statistics

BATTING

Club	AVG	G	AB	R	H	TB	2B	3B	HR	RBI	SH	SF	HB	BB	IBB	SO	SB	CS	DP	SLG	OBP
Anaheim	.282	162	5678	851	1603	2456	333	32	152	811	49	64	74	462	42	805	117	51	105	.433	.341
Boston	.277	162	5640	859	1560	2505	348	33	177	810	22	53	72	545	39	944	80	28	139	.444	.345
New York	.275	161	5601	897	1540	2547	314	12	223	857	23	41	72	640	48	1171	100	38	150	.455	.354
Seattle	.275	162	5569	814	1531	2334	285	31	152	771	41	72	51	629	62	1003	137	58	123	.419	.350
Minnesota	.272	161	5582	768	1518	2439	348	36	167	731	34	52	56	472	30	1089	79	62	121	.437	.332
Texas	.269	162	5618	843	1510	2558	304	27	230	806	48	50	62	554	45	1055	62	34	129	.455	.338
Chicago	.268	162	5502	856	1475	2473	289	29	217	819	48	53	49	555	17	952	75	31	111	.449	.338
Toronto	.261	162	5581	813	1457	2399	305	38	187	771	17	57	53	522	30	1142	71	18	130	.430	.327
Oakland	.261	162	5558	800	1450	2400	279	28	205	772	20	36	68	609	37	1008	46	20	128	.432	.339
Kansas City	.256	162	5535	737	1415	2204	285	42	140	695	44	51	52	524	27	921	140	65	106	.398	.323
Tampa Bay	.253	161	5604	673	1418	2184	297	35	133	640	44	36	58	456	29	1115	102	45	116	.390	.314
Cleveland	.249	162	5423	739	1349	2232	255	26	192	706	39	39	56	542	35	1000	52	37	149	.412	.321
Detroit	.248	161	5406	575	1340	2051	265	37	124	546	30	57	64	363	22	1035	65	44	125	.379	.300
Baltimore	.246	162	5491	667	1353	2213	311	27	165	636	40	49	64	452	25	993	110	48	128	.403	.309
Totals	.264		77788	20519	4218	2464	433	10371	499	851	488	1236	1760	579	14233	424					

PITCHING

Club	W	L	ERA	G	CG	SHO	SV	IP	H	R	ER	HR	HB	BB	IBB	SO	WP	BK	AVG.
Oakland	103	59	3.68	162	9	19	48	1452.0	1391	654	593	135	62	474	45	1021	40	9	.252
Anaheim	99	63	3.69	162	7	14	54	1452.1	1345	644	595	169	49	509	24	999	52	7	.247
Boston	93	69	3.75	162	5	17	51	1446.0	1339	665	603	146	84	430	29	1157	31	6	.246
New York	103	58	3.87	161	9	11	53	1452.0	1441	697	625	144	48	403	44	1135	59	2	.256
Seattle	93	69	4.07	162	8	12	43	1445.1	1422	699	654	178	49	441	34	1063	42	3	.257
Minnesota	94	67	4.12	161	8	9	47	1444.2	1454	712	662	184	45	439	24	1026	62	3	.261
Baltimore	67	95	4.46	162	8	3	31	1450.2	1491	773	719	208	54	549	34	967	54	1	.266
Chicago	81	81	4.53	162	7	7	35	1423.0	1422	798	716	190	60	528	31	945	54	6	.260
Toronto	78	84	4.80	162	6	6	41	1438.1	1504	828	767	177	71	590	56	991	57	4	.269
Cleveland	74	88	4.91	162	9	4	34	1424.2	1508	837	777	142	57	603	38	1058	52	8	.274
Detroit	55	106	4.92	161	11	7	33	1414.0	1593	864	773	163	62	463	34	794	59	8	.285
Texas	72	90	5.15	162	4	4	33	1439.2	1528	882	824	194	76	669	32	1030	84	11	.272
Kansas City	62	100	5.21	162	12	6	30	1441.0	1587	891	834	212	52	572	48	909	68	6	.281
Tampa Bay	55	106	5.29	161	12	3	25	1440.1	1567	918	846	215	94	620	24	925	62	10	.279
Totals	1129	1135	4.46	1132	115	122	558	20164.0	20592	10862	9988	2457	863	7290	497	14020	776	84	.265

FIELDING

Club	PCT.	G	PO	A	E	TC	DP	TP	PB
Minnesota	.987	161	4334	1422	74	5830	124	0	5
Anaheim	.986	162	4357	1575	87	6019	151	0	7
Baltimore	.985	162	4352	1720	91	6163	173	0	22
Seattle	.985	162	4336	1515	88	5939	134	0	7
Texas	.984	162	4319	1683	99	6101	152	1	11
Chicago	.984	162	4269	1595	97	5961	157	0	9
Oakland	.984	162	4356	1798	102	6256	144	0	9
Boston	.983	162	4338	1645	104	6087	140	0	20
Toronto	.982	162	4315	1613	107	6035	159	0	18
Cleveland	.981	162	4274	1662	113	6049	161	0	15
Tampa Bay	.979	161	4321	1567	126	6014	168	1	13
Kansas City	.979	162	4323	1702	130	6155	153	0	8
New York	.979	161	4356	1524	127	6007	117	0	10
Detroit	.977	161	4242	1719	142	6103	148	0	23
Totals	.982	1132	60492	22740	1487	84719	2081	2	177

2002 AL Individual Batting Leaders

Batting Average

.349	Ramirez, M.	BOS
.340	Sweeney, M.	KC
.333	Williams, B.	NYN
.321	Suzuki, I.	SEA
.320	Ordonez, M.	CWS
.314	Giambi, J.	NYN
.312	Kennedy, A.	ANA
.310	Garcia-parra, N.	BOS
.308	Tejada, M.	OAK
.306	Anderson, G.	ANA

Home Runs

57	Rodriguez, A.	TEX
52	Thome, J.	CLE
43	Palmeiro, R.	TEX
41	Giambi, J.	NYN
39	Soriano, A.	NYN
38	Ordonez, M.	CWS
34	Chavez, E.	OAK
34	Tejada, M.	OAK
33	Ramirez, M.	BOS
33	Delgado, C.	TOR

Runs Batted In

142	Rodriguez, A.	TEX
135	Ordonez, M.	CWS
131	Tejada, M.	OAK
123	Anderson, G.	ANA
122	Giambi, J.	NYN
120	Garcia-parra, N.	BOS
118	Thome, J.	CLE
111	Glaus, T.	ANA
109	Chavez, E.	OAK
108	Delgado, C.	TOR

Runs

128	Soriano, A.	NYN
125	Rodriguez, A.	TEX
124	Jeter, D.	NYN
120	Giambi, J.	NYN
118	Damon, J.	BOS
116	Ordonez, M.	CWS
114	Durham, R.	OAK
114	Beltran, C.	KC
111	Suzuki, I.	SEA
108	Tejada, M.	OAK

Hits

209	Soriano, A.	NYN
208	Suzuki, I.	SEA
204	Tejada, M.	OAK
204	Williams, B.	NYN
197	Garcia-parra, N.	BOS
195	Anderson, G.	ANA
191	Jeter, D.	NYN
189	Ordonez, M.	CWS
187	Rodriguez, A.	TEX
186	Hillenbrand, S.	BOS

Total Bases

389	Rodriguez, A.	TEX
381	Soriano, A.	NYN
352	Ordonez, M.	CWS
344	Anderson, G.	ANA
336	Tejada, M.	OAK
335	Garcia-parra, N.	BOS
335	Giambi, J.	NYN
325	Thome, J.	CLE
319	Beltran, C.	KC
312	Palmeiro, R.	TEX

Doubles

56	Garcia-parra, N.	BOS
56	Anderson, G.	ANA
51	Soriano, A.	NYN
47	Ordonez, M.	CWS
44	Beltran, C.	KC
43	Hillenbrand, S.	BOS
40	Posada, J.	NYN
39	Winn, R.	TB
39	Olerud, J.	SEA
38	2 players tied	

Triples

11	Damon, J.	BOS
9	Winn, R.	TB
8	Suzuki, I.	SEA
8	Young, M.	TEX
7	Beltran, C.	KC
6	15 players tied	

On Base Percentage

.450	Ramirez, M.	BOS
.445	Thome, J.	CLE
.435	Giambi, J.	NYN
.417	Sweeney, M.	KC
.415	Williams, B.	NYN
.406	Delgado, C.	TOR
.403	Olerud, J.	SEA
.392	Rodriguez, A.	TEX
.391	Palmeiro, R.	TEX
.388	Suzuki, I.	SEA

Multi Hit Games

69	Soriano, A.	NYN
65	Williams, B.	NYN
63	Suzuki, I.	SEA
60	Anderson, G.	ANA
58	Jeter, D.	NYN
57	Garcia-parra, N.	BOS
57	Rodriguez, A.	TEX
57	Tejada, M.	OAK
57	Ordonez, M.	CWS
56	Eckstein, D.	ANA

Stolen Bases

41	Soriano, A.	NYN
35	Beltran, C.	KC
32	Jeter, D.	NYN
31	Suzuki, I.	SEA
31	Damon, J.	BOS
31	Cameron, M.	SEA
27	Winn, R.	TB
26	Durham, R.	OAK
23	3 players tied	

Slugging Percentage

.677	Thome, J.	CLE
.647	Ramirez, M.	BOS
.623	Rodriguez, A.	TEX
.598	Giambi, J.	NYN
.597	Ordonez, M.	CWS
.571	Palmeiro, R.	TEX
.563	Sweeney, M.	KC
.549	Delgado, C.	TOR
.547	Soriano, A.	NYN
.541	Burks, E.	CLE

Grand Slams

3	Eckstein, D.	ANA
2	11 players tied	

Walks

122	Thome, J.	CLE
109	Giambi, J.	NYN
104	Palmeiro, R.	TEX
102	Delgado, C.	TOR
98	Olerud, J.	SEA
90	Ventura, R.	NYN
88	Glaus, T.	ANA
88	Thomas, F.	CWS
87	Rodriguez, A.	TEX
83	Williams, B.	NYN

Extra Base Hits

92	Soriano, A.	NYN
88	Anderson, G.	ANA
86	Rodriguez, A.	TEX
86	Ordonez, M.	CWS
85	Garcia-parra, N.	BOS
80	Beltran, C.	KC
77	Palmeiro, R.	TEX
76	Giambi, J.	NYN
73	Thome, J.	CLE
70	Hunter, T.	MIN

REVIEW

2002 AL Individual Pitching Leaders

Earned Run Average

2.26	Martinez, P.	BOS
2.58	Lowe, D.	BOS
2.75	Zito, B.	OAK
2.81	Wakefield, T.	BOS
2.93	Halladay, R.	TOR
2.98	Hudson, T.	OAK
3.15	Washburn, J.	ANA
3.24	Pineiro, J.	SEA
3.32	Moyer, J.	SEA
3.47	Mulder, M.	OAK

Saves

45	Guardado, E.	MIN
44	Koch, B.	OAK
40	Urbina, A.	BOS
40	Percival, T.	ANA
38	Escobar, K.	TOR
37	Sasaki, K.	SEA
28	Acevedo, J.	DET
28	Rivera, M.	NYN
26	Hernandez, Ro.	KC
25	Julio, J.	BAL

Games

84	Koch, B.	OAK
81	Romero, J.	MIN
79	Stanton, M.	NYN
78	Karsay, S.	NYN
76	Escobar, K.	TOR
75	Bradford, C.	OAK
71	Rincon, R.	OAK
70	Groom, B.	BAL
70	Grimsley, J.	KC
68	2 players tied	

Winning Percentage

.833	Martinez, P.	BOS (20-4)
.821	Zito, B.	OAK (23-5)
.750	Washburn, J.	ANA (18-6)
.733	Koch, B.	OAK (11-4)
.731	Mulder, M.	OAK (19-7)
.731	Halladay, R.	TOR (19-7)
.731	Wells, D.	NYN (19-7)
.724	Lowe, D.	BOS (21-8)
.722	Pettitte, A.	NYN (13-5)
.688	Wakefield, T.	BOS (11-5)

Wins

23	Zito, B.	OAK
21	Lowe, D.	BOS
20	Martinez, P.	BOS
19	Buehrle, M.	CWS
19	Mulder, M.	OAK
19	Halladay, R.	TOR
19	Wells, D.	NYN
18	Washburn, J.	ANA
18	Mussina, M.	NYN
17	Byrd, P.	KC

Games Started

35	Zito, B.	OAK
34	Buehrle, M.	CWS
34	Hudson, T.	OAK
34	Halladay, R.	TOR
34	Garcia, F.	SEA
34	Moyer, J.	SEA
33	8 players tied	

Innings Pitched

239.1	Halladay, R.	TOR
239.0	Buehrle, M.	CWS
238.1	Hudson, T.	OAK
230.2	Moyer, J.	SEA
229.1	Zito, B.	OAK
228.1	Byrd, P.	KC
224.0	Sturtze, T.	TB
223.2	Garcia, F.	SEA
219.2	Lowe, D.	BOS
217.1	Ortiz, R.	ANA

Shutouts

3	Weaver, J.	NYN
2	Buehrle, M.	CWS
2	Hudson, T.	OAK
2	Colon, B.	CLE
2	Mussina, M.	NYN
2	Moyer, J.	SEA
2	Byrd, P.	KC
2	Lidle, C.	OAK
1	26 players tied	

Complete Games

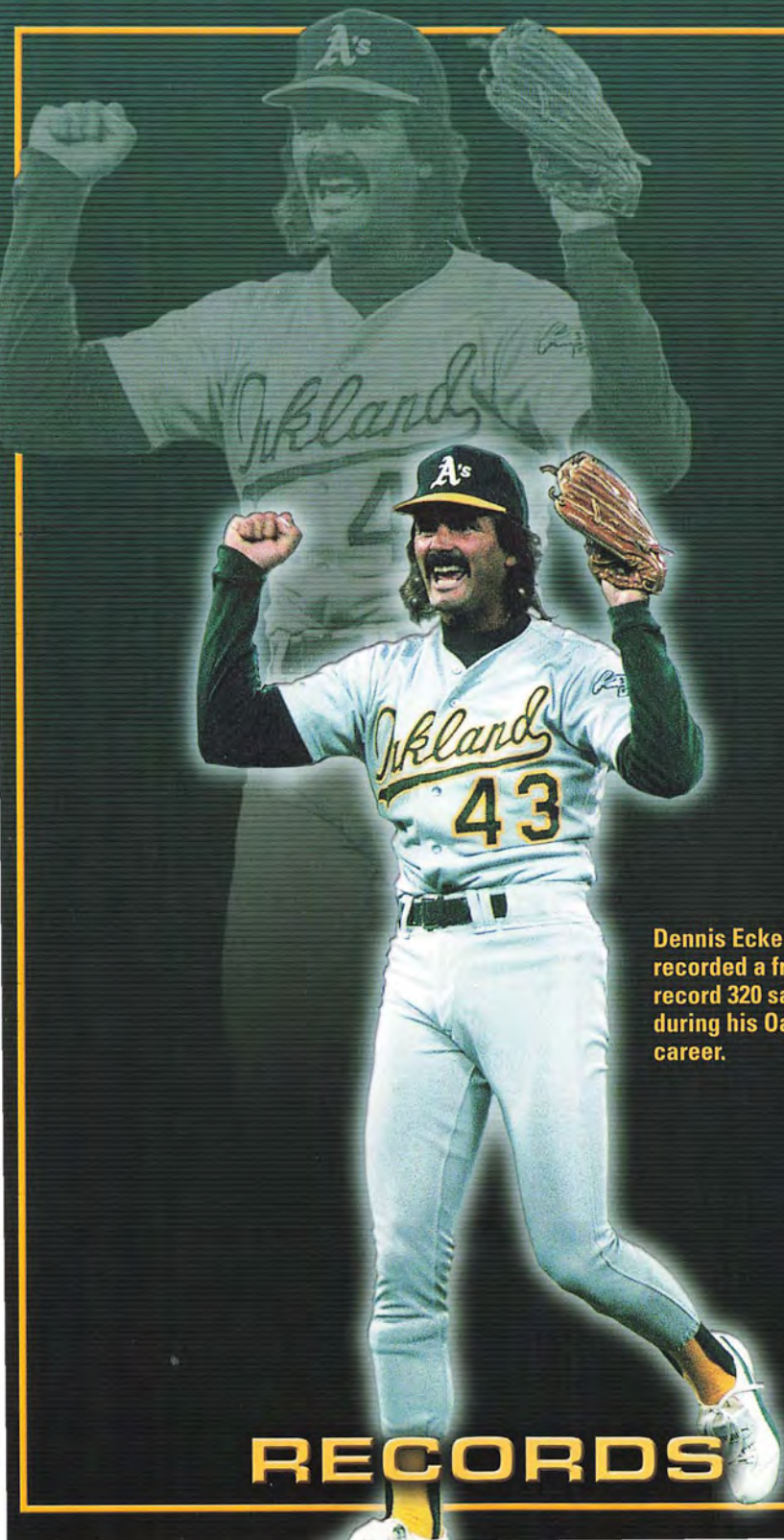
7	Byrd, P.	KC
5	Buehrle, M.	CWS
5	Kennedy, J.	TB
4	Hudson, T.	OAK
4	Ortiz, R.	ANA
4	Colon, B.	CLE
4	Moyer, J.	SEA
4	Sturtze, T.	TB
3	8 players tied	

Strikeouts

239	Martinez, P.	BOS
192	Clemens, R.	NYN
182	Zito, B.	OAK
182	Mussina, M.	NYN
181	Garcia, F.	SEA
168	Halladay, R.	TOR
162	Ortiz, R.	ANA
159	Mulder, M.	OAK
152	Hudson, T.	OAK
149	Sabathia, C.	CLE

Opponents Batting Average Against

.198	Martinez, P.	BOS
.204	Wakefield, T.	BOS
.211	Lowe, D.	BOS
.218	Zito, B.	OAK
.230	Moyer, J.	SEA
.230	Ortiz, R.	ANA
.232	Mulder, M.	OAK
.234	Lopez, R.	BAL
.235	Washburn, J.	ANA
.244	Halladay, R.	TOR



Dennis Eckersley recorded a franchise record 320 saves during his Oakland career.

RECORDS

Athletics Year-By-Year

YEAR	POS.	W	L	PCT.	GA/GB	WILD CARD	MANAGER	HOME	ROAD
1901	4	74	62	.544	-9		Connie Mack	42-24	32-38
1902	***1	83	53	.610	+5		Connie Mack	56-17	27-36
1903	2	75	60	.556	-14½		Connie Mack	44-21	31-39
1904	5	81	70	.536	-12½		Connie Mack	47-31	34-39
1905	***1	92	56	.622	+2		Connie Mack	50-23	42-33
1906	4	78	67	.538	-12		Connie Mack	48-23	30-44
1907	2	88	57	.607	-1½		Connie Mack	50-20	38-37
1908	6	68	85	.444	-22		Connie Mack	46-30	22-55
1909	2	95	58	.621	-3½		Connie Mack	49-27	46-31
1910	****1	102	48	.680	+14½		Connie Mack	57-19	45-29
1911	****1	101	50	.669	+13½		Connie Mack	54-20	47-30
1912	3	90	62	.592	-15		Connie Mack	45-32	45-30
1913	****1	96	57	.627	+6½		Connie Mack	50-26	46-31
1914	***1	99	53	.651	+8½		Connie Mack	51-24	48-29
1915	8	43	109	.283	-58½		Connie Mack	20-55	23-54
1916	8	36	117	.235	-54½		Connie Mack	23-53	13-64
1917	8	55	98	.359	-44½		Connie Mack	29-47	26-51
1918	8	52	76	.406	-24		Connie Mack	35-32	17-44
1919	8	36	104	.257	-52		Connie Mack	21-49	15-55
1920	8	48	106	.312	-50		Connie Mack	25-50	23-56
1921	8	53	100	.346	-45		Connie Mack	28-47	25-53
1922	7	65	89	.422	-29		Connie Mack	38-39	27-50
1923	6	69	83	.454	-29		Connie Mack	34-41	35-42
1924	5	71	81	.467	-20		Connie Mack	36-39	35-42
1925	2	88	64	.579	-8½		Connie Mack	51-26	37-38
1926	3	83	67	.553	-6		Connie Mack	44-27	39-40
1927	2	91	63	.591	-19		Connie Mack	50-27	41-36
1928	2	98	55	.641	-2½		Connie Mack	52-25	46-30
1929	****1	104	46	.693	+18		Connie Mack	57-16	47-30
1930	****1	102	52	.662	+8		Connie Mack	58-18	44-34
1931	***1	107	45	.704	+13½		Connie Mack	60-15	47-30
1932	2	94	60	.610	-13		Connie Mack	51-26	43-34
1933	3	79	72	.523	-19½		Connie Mack	46-29	33-43
1934	5	68	82	.453	-31		Connie Mack	34-40	34-42
1935	8	58	91	.389	-34		Connie Mack	30-42	28-49
1936	8	53	100	.346	-49		Connie Mack	31-46	22-54
1937	7	54	97	.358	-46½		Connie Mack	27-50	27-47
1938	8	53	99	.349	-46		Connie Mack	28-47	25-52
1939	7	55	97	.362	-51½		Connie Mack	28-48	27-49
1940	8	54	100	.351	-36		Connie Mack	29-42	25-58
1941	8	64	90	.416	-37		Connie Mack	36-41	28-49
1942	8	55	99	.357	-48		Connie Mack	25-51	30-48
1943	8	49	105	.318	-49		Connie Mack	27-51	22-54
1944	5	72	82	.468	-17		Connie Mack	39-37	33-45
1945	8	52	98	.347	-34½		Connie Mack	39-35	13-63
1946	8	49	105	.318	-55		Connie Mack	31-46	18-59
1947	5	78	76	.506	-19		Connie Mack	39-38	39-38
1948	4	84	70	.545	-12½		Connie Mack	36-41	48-29
1949	5	81	73	.526	-16		Connie Mack	52-25	29-48
1950	8	52	102	.338	-46		Connie Mack	29-48	23-54
1951	6	70	84	.455	-28		Jimmie Dykes	38-41	32-43
1952	4	79	75	.513	-16		Jimmie Dykes	45-32	34-43
1953	7	59	95	.383	-41½		Jimmie Dykes	27-50	32-45
1954	8	51	103	.331	-60		Eddie Joost	29-47	22-56
Phila. Totals		3886	4248	.478				2146-1896	1740-2352
1955	6	63	91	.409	-33		Lou Boudreau	33-43	30-48
1956	8	52	102	.338	-45		Lou Boudreau	22-55	30-47
1957	7	59	94	.386	-38½		Lou Boudreau (36-67) Harry Craft (23-27)	37-40	22-54
1958	7	73	81	.474	-19		Harry Craft	43-34	30-47
1959	7	66	88	.429	-28		Harry Craft	37-40	29-48
1960	8	58	96	.377	-39		Bob Elliot	34-43	24-53

Athletics Year-By-Year

YEAR	POS.	W	L	PCT.	GA/GB	WILD CARD	MANAGER	HOME	ROAD
1961	9 ^t	61	100	.379	-47½		Joe Gordon (26-33) Hank Bauer (35-67)	33-47	28-53
1962	9	72	90	.444	-24		Hank Bauer	39-42	33-48
1963	8	73	89	.451	-31½		Ed Lopat	36-45	37-44
1964	10	57	105	.352	-42		Ed Lopat (17-35) Mel McGaha (40-70)	26-55	31-50
1965	10	59	103	.364	-43		Mel McGaha (5-21) Haywood Sullivan (54-82)	33-48	26-55
1966	7	74	86	.463	-23		Alvin Dark	42-39	32-47
1967	10	62	99	.385	-29½		Alvin Dark (52-69) Luke Appling (10-30)	37-44	25-55
K.C. Totals		829	1224	.404				452-575	377-648
1968	6	82	80	.506	-21		Bob Kennedy	44-38	38-42
1969	2	88	74	.543	-9		Hank Bauer (80-69) John McNamara (8-5)	49-32	39-42
1970	2	89	73	.549	-9		John McNamara	49-32	40-41
1971	**1	101	60	.627	+16		Dick Williams	46-35	55-25
1972	****1	93	62	.600	+5½		Dick Williams	48-29	45-33
1973	****1	94	68	.580	+6		Dick Williams	50-31	44-37
1974	****1	90	72	.556	+5		Alvin Dark	49-32	41-40
1975	**1	98	64	.605	+7		Alvin Dark	54-27	44-37
1976	2	87	74	.540	-2½		Chuck Tanner	51-30	36-44
1977	7	63	98	.391	-38½		Jack McKeon (26-27) Bobby Winkles (37-71)	35-46	28-52
1978	6	69	93	.426	-23		Bobby Winkles (24-15) Jack McKeon (45-78)	38-42	31-51
1979	7	54	108	.333	-34		Jim Marshall	31-50	23-58
1980	2	83	79	.512	-14		Billy Martin	46-35	37-44
1981	**1	64	45	.587	+5		Billy Martin	35-21	29-24
1982	5	68	94	.420	-25		Billy Martin	36-45	32-49
1983	4	74	88	.457	-25		Steve Boros	42-39	32-49
1984	4	77	85	.475	-7		Steve Boros (20-24) Jackie Moore (57-61)	44-37	33-48
1985	4	77	85	.475	-14		Jackie Moore	43-36	34-49
1986	3 ^t	76	86	.469	-16		Jackie Moore (29-44) Jeff Newman (2-8) Tony La Russa (45-34)	47-36	29-50
1987	3	81	81	.500	-4		Tony La Russa	42-39	39-42
1988	***1	104	58	.642	+13		Tony La Russa	54-27	50-31
1989	****1	99	63	.611	+7		Tony La Russa	54-27	45-36
1990	***1	103	59	.636	+9		Tony La Russa	51-30	52-29
1991	4	84	78	.519	-11		Tony La Russa	47-34	37-44
1992	**1	96	66	.593	+6		Tony La Russa	51-30	45-36
1993	7	68	94	.420	-26		Tony La Russa	38-43	30-51
1994	2	51	63	.447	-1		Tony La Russa	24-32	27-31
1995	4	67	77	.465	-11½	7th (-12)	Tony La Russa	38-34	29-43
1996	3	78	84	.481	-12	16th (-10)	Art Howe	40-41 ¹	38-43
1997	4	65	97	.401	-25	11th (-31)	Art Howe	35-46	30-51
1998	4	74	88	.457	-14	7th (-18)	Art Howe	39-42	35-46
1999	2	87	75	.537	-8	2nd (-7)	Art Howe	52-29	35-46
2000	**1	91	70	.565	+½	n/a	Art Howe	47-34	44-36
2001	**2	102	60	.630	-14	1st (+17)	Art Howe	53-28	49-32
2002	**1	103	59	.636	+4	n/a	Art Howe	54-27	49-32
Oak. Totals		2880	2680	.520				1556-1216	1324-1444
Franchise Totals		7595	8132	.483				4154-3687	3441-4445

- * American League Wild Card Champions (1 time)
- ** American League Western Division Champions (12 times)
- *** American League Champions (15 times: Oakland 6 times, Philadelphia 9 times)
- **** World Champions (9 times: Oakland 4 times, Philadelphia 5 times)
- 1 includes 2-4 record at Las Vegas.

Athletics vs. The American League

YEAR	BAL	BOS	CAL	CHI	CLE	DET	MIL	MIN	NY	STL	WAS	TOTAL
1901	8-12	10-10		8-12	14-6	9-7	14-6				11-9	74-62
1902	13-6	11-9		10-10	12-8	16-4				9-10	12-6	83-53
1903		6-13		14-6	11-9	9-11			8-10	11-8	16-3	75-60
1904		9-13		14-8	10-11	12-10			9-12	11-10	16-6	81-70
1905		15-7		12-9	15-7	13-9			11-8	15-7	11-9	92-56
1906		14-8		9-12	10-12	13-6			8-13	9-11	15-5	78-67
1907		14-8		12-10	14-8	8-11			9-10	14-6	17-4	88-57
1908		12-10		9-13	6-16	8-14			14-8	8-13	11-11	68-85
1909		11-10		10-12	13-9	14-8			14-8	14-8	19-3	95-58
1910		18-4		14-8	14-7	13-9			12-9	17-5	14-6	102-48
1911		13-9		11-9	17-5	10-12			15-6	20-2	15-7	101-50
1912		7-15		10-12	14-8	13-9			17-5	16-6	13-7	90-62
1913		11-11		11-11	13-9	15-7			17-5	15-6	14-8	96-57
1914		9-12		17-5	19-3	12-9			14-8	15-7	13-9	99-53
1915		5-17		3-19	7-15	5-17			9-11	6-16	8-14	43-109
1916		6-16		4-18	4-18	4-18			7-15	5-17	6-15	36-117
1917		3-18		7-15	6-16	10-12			7-15	11-11	11-11	55-98
1918		6-13		10-11	7-13	11-9			4-8	8-10	6-12	52-76
1919		6-14		3-17	4-16	6-14			2-18	7-13	8-12	36-104
1920		9-13		6-16	6-16	10-12			3-19	8-14	6-16	48-106
1921		10-12		8-14	7-15	7-14			5-17	5-17	11-11	53-100
1922		12-10		10-12	11-11	6-16			5-17	9-13	12-10	65-89
1923		7-13		12-10	10-12	10-12			6-16	9-13	15-7	69-83
1924		10-12		11-11	11-11	11-11			8-12	13-9	7-15	71-81
1925		17-5		14-8	11-11	14-8			13-9	12-10	7-13	88-64
1926		14-8		15-6	8-14	11-11			13-9	15-7	7-12	83-67
1927		16-6		14-8	12-10	13-9			8-14	16-6	12-10	91-63
1928		18-3		16-6	16-6	14-8			6-16	16-6	12-10	98-55
1929		18-4		13-9	14-7	18-4			14-8	11-10	16-4	104-46
1930		18-4		16-6	15-7	15-7			12-10	16-6	10-12	102-52
1931		16-4		19-3	18-4	18-4			11-11	14-8	11-11	107-45
1932		18-4		15-7	12-10	15-7			8-14	16-6	10-12	94-60
1933		8-14		10-12	16-6	11-11			9-12	14-6	11-11	79-72
1934		9-12		13-9	9-13	10-12			7-15	9-12	11-9	68-82
1935		6-16		10-12	10-12	5-14			6-14	11-11	10-12	58-91
1936		9-13		7-15	9-13	5-17			6-16	11-10	6-16	53-100
1937		3-17		7-15	9-13	8-14			8-14	11-11	8-13	54-97
1938		8-14		10-12	4-18	8-14			5-16	12-9	6-16	53-99
1939		4-18		11-11	4-18	11-11			4-18	13-9	8-12	55-97
1940		4-18		6-16	8-14	11-11			9-13	8-14	8-14	54-100
1941		6-16		12-10	7-15	9-13			8-14	11-11	11-11	64-90
1942		8-14		10-12	6-16	9-13			6-16	6-16	10-12	55-99
1943		11-11		4-18	6-16	9-13			6-16	8-14	5-17	49-105
1944		11-11		13-9	10-12	11-11			9-13	9-13	9-13	72-82
1945		8-14		10-12	6-12	7-15			6-16	10-12	5-17	52-98
1946		5-17		10-12	7-15	5-17			6-16	10-12	6-16	49-105
1947		12-10		11-11	11-11	11-11			9-13	13-9	11-11	78-76
1948		10-12		16-6	6-16	10-12			10-12	18-4	14-8	84-70
1949		8-14		16-6	13-9	8-14			8-14	12-10	16-6	81-73
1950		3-19		11-11	5-17	5-17			7-15	6-14	13-9	52-102
1951		7-15		13-9	6-16	9-13			9-13	14-8	12-10	70-84
1952		10-12		11-11	9-13	17-5			9-13	14-8	9-13	79-75
1953		7-15		12-10	3-19	11-11			5-17	13-9	8-14	59-95
1954	12-10	7-15		5-17	4-18	9-13			4-18	10-12	51-103	
1955	12-10	8-14		8-14	5-17	10-12			7-15	13-9	13-9	63-91
1956	7-15	10-12		8-14	5-17	6-16			4-18	12-10	12-10	52-102
1957	5-16	6-16		8-14	11-11	14-8			3-19	12-10	15-94	
1958	10-12	10-12		10-12	12-10	10-12			9-13	12-10	73-81	
1959	14-8	11-11		10-12	7-15	7-15			5-17	12-10	66-88	
1960	9-13	9-13		7-15	7-15	12-10			7-15	7-15	58-96	

Athletics vs. The American League

YEAR	ANA	BAL	BOS	CHI	CLE	DET	KC	MIL	MIN	NY	SEA	SEAP	TB	TEX	TOR	WAS	TOT.
1961	9-9	5-13	8-10	4-14	9-8	6-12			7-11	4-14						9-9	61-100
1962	6-12	8-10	8-10	9-9	7-11	6-12			8-10	5-13						15-3	72-90
1963	10-8	9-9	11-7	6-12	7-11	5-13			9-9	6-12						10-8	73-89
1964	6-12	5-13	6-12	2-16	8-10	7-11			9-9	6-12						8-10	57-105
1965	5-13	7-11	7-11	5-13	9-9	5-13			8-10	7-11						6-12	59-103
1966	9-9	5-11	9-9	5-13	12-6	12-6			8-10	5-13						9-9	74-86
1967	4-14	8-10	6-12	10-8	7-11	6-12			8-10	7-11						6-11	62-99
1968	13-5	9-9	10-8	8-10	12-6	5-13			10-8	8-10						7-11	82-80
1969	12-6	4-8	8-4	10-8	7-5	5-7	10-8		5-13	6-6		13-5				8-4	88-74
1970	10-8	5-7	5-7	16-2	5-7	6-6	11-7	10-8	5-13	6-6						10-2	89-73
1971	11-7	4-7	9-3	7-11	8-4	8-4	13-5	15-3	10-8	7-5						9-3	101-60
1972	10-8	6-6	3-9	8-7	10-2	8-4	11-7	8-4	9-8	9-3			11-4				93-62
1973	12-6	7-5	8-4	12-6	9-3	5-7	10-8	8-4	4-14	8-4			11-7				94-68
1974	12-6	6-6	4-8	11-7	7-5	7-5	10-8	7-5	13-5	5-7			8-10				90-72
1975	11-7	8-4	6-6	9-9	10-2	6-6	11-7	7-5	12-6	6-6			12-6				98-64
1976	12-6	8-4	8-4	9-8	8-4	6-6	9-9	7-5	7-11	6-6			7-11				87-74
1977	10-5	2-8	3-8	5-10	3-7	5-5	6-9	5-5	6-8	2-9	7-8		2-13	7-3			63-98
1978	6-9	0-11	5-5	8-7	6-4	4-6	5-10	1-9	6-9	2-8	13-2		6-9	7-4			69-93
1979	3-10	4-8	3-9	4-9	4-8	5-7	4-9	6-6	4-9	3-9	8-5		2-11	4-8			54-108
1980	10-3	5-7	3-9	7-6	6-6	6-6	7-6	5-7	7-6	4-8	8-5		7-6	8-4			83-79
1981	8-2	5-7	5-7	6-7	2-3	2-1	3-3	2-4	8-2	3-4	6-1		4-2	10-2			64-45
1982	4-9	5-7	4-8	4-9	8-4	3-9	6-7	5-7	10-3	5-7	6-7		5-8	3-9			68-94
1983	8-5	4-8	4-8	5-8	5-7	6-6	6-7	6-6	9-4	4-8	9-4		2-11	6-6			74-88
1984	6-7	6-6	5-7	7-6	5-7	3-9	8-5	8-4	5-8	4-8	8-5		8-5	4-8			77-85
1985	7-6	5-7	4-8	5-8	9-3	4-8	5-8	9-3	5-8	5-7	8-5		6-7	5-7			77-85
1986	3-10	7-5	5-7	6-7	2-10	6-6	5-8	7-5	7-6	7-5	10-3		3-10	8-4			76-86
1987	7-6	5-7	8-4	4-9	8-4	7-5	8-5	6-6	3-10	7-5	5-8		6-7	7-5			81-81
1988	9-4	8-4	9-3	8-5	8-4	8-4	5-8	9-3	8-5	6-6	9-4		8-5	9-3			104-58
1989	8-5	7-5	5-7	8-5	10-2	8-4	6-7	7-5	7-6	9-3	9-4		8-5	7-5			99-63
1990	9-4	8-4	8-4	5-8	8-4	6-6	9-4	7-5	7-6	12-0	9-4		8-5	7-5			103-59
1991	12-1	9-3	4-8	6-7	7-5	8-4	7-6	4-8	5-8	6-6	6-7		4-9	6-6			84-78
1992	8-5	6-6	7-5	8-5	6-6	6-6	9-4	5-7	8-5	6-6	12-1		9-4	6-6			96-66
1993	7-6	2-10	3-9	6-7	4-8	4-8	7-6	5-7	5-8	6-6	9-4		5-8	5-7			68-94
1994	6-3	5-7	3-9	3-6	0-6	4-5	3-7	1-4	5-2	5-7	4-3		7-3	5-1			51-63
1995	7-6	7-5	4-8	5-7	0-7	3-2	8-5	2-7	7-5	9-4	7-6		5-8	3-7			67-77
1996	7-6	4-9	5-8	7-5	6-6	8-4	7-5	5-7	7-6	3-9	8-5		7-6	4-8			78-84
1997	1-11	3-8	4-7	3-8	4-7	4-7	8-3	6-5	4-7	5-6	5-7		5-7	6-5			58-88
1998	7-5	3-8	2-9	7-4	8-3	4-7	4-7		7-4	3-8	5-7		5-6	6-6	5-6		66-80
1999	4-8	7-5	6-4	7-3	2-10	6-4	6-6		5-7	4-6	6-6		9-1	5-7	8-2		75-69
2000	8-5	8-4	5-5	3-6	6-6	4-6	8-4		7-5	3-6	9-4		7-2	5-7	7-3		80-63
2001	14-6	7-2	5-4	8-1	3-4	6-1	6-3		4-5	6-3	9-10		7-2	9-10	6-3		90-54
2002	11-9	5-4	3-6	7-2	5-2	6-1	8-1		6-3	4-5	8-11		8-1	13-6	3-6		87-57
Totals		930-901		919-988		860-948		186-159		735-1078				301-305			7529-8094
	342-292		825-1010		846-974		249-212		941-946		203-136		36-12		156-133		

Note: Baltimore record also includes Milwaukee Brewers (1901) and St. Louis Browns (1902-53). Minnesota record includes Washington Senators (1901-60). New York record includes Baltimore Orioles (1901-02). Milwaukee record includes Seattle Pilots (1969). Texas record includes Washington Senators (1961-71).

Athletics vs. The National League

YEAR	ARI	CIN	COL	HOU	LA	MIL	PIT	SD	SF	TOTAL
1997			1-3		1-3			3-1	2-2	7-9
1998			1-2		1-2			2-1	2-2	8-8
1999	2-1		3-0		3-0			1-2	3-3	12-6
2000	2-1		1-2		2-1			3-0	3-3	11-7
2001	3-0		3-0		2-1			2-1	2-4	12-6
2002		3-0		3-0		3-0	3-0		4-2	16-2
Totals	9-3	3-0	9-7	3-0	9-7	3-0	3-0	11-5	16-16	66-38

Athletics In Divisional Play

YEAR	A.L. WEST			A.L. CENTRAL			A.L. EAST			National League		
	HOME	ROAD	TOTAL	HOME	ROAD	TOTAL	HOME	ROAD	TOTAL	HOME	ROAD	TOTAL
1969	26-19	24-21	50-40				23-13	15-21	38-34			
1970	27-18	25-20	52-38				22-14	15-21	37-35			
1971	24-21	32-13	56-34				22-14	23-12	45-26			
1972	28-13	21-21	49-34				20-16	24-12	44-28			
1973	26-19	23-22	49-41				24-12	21-15	45-27			
1974	31-14	23-22	54-36				18-18	18-18	36-36			
1975	32-13	23-22	55-35				22-14	21-15	43-29			
1976	27-18	17-27	44-45				24-12	19-17	43-29			
1977	23-22	13-31	36-53				12-24	15-21	27-45			
1978	23-21	21-25	44-46				15-21	10-26	25-47			
1979	15-24	10-29	25-53				16-26	13-29	29-55			
1980	25-14	21-18	46-32				21-21	16-26	37-47			
1981	15-11	20-6	35-17				20-10	9-18	29-28			
1982	19-20	16-23	35-43				17-25	16-26	33-51			
1983	22-17	17-22	39-39				20-22	15-27	35-49			
1984	25-14	17-22	42-36				19-23	16-26	35-49			
1985	21-16	15-26	36-42				22-20	19-23	41-43			
1986	18-20	15-24	33-44				29-16	14-26	43-42			
1987	17-22	16-23	33-45				25-17	23-19	48-36			
1988	24-15	23-16	47-31				30-12	27-15	57-27			
1989	25-14	21-18	46-32				29-13	24-18	53-31			
1990	22-17	25-14	47-31				29-13	27-15	56-28			
1991	25-14	15-24	40-38				22-20	22-20	44-40			
1992	29-10	25-14	54-24				22-20	20-22	42-42			
1993	20-19	19-20	39-39				18-24	11-31	29-55			
1994	8-5	9-4	17-9	5-14	7-11	12-25	11-13	11-16	22-29			
1995	13-7	6-13	19-20	11-15	11-16	22-31	14-12	12-14	26-26			
1996	11-9	11-8	22-17	18-12	14-17	32-29	11-20	13-18	24-38			
1997	5-13	6-12	11-25	13-14	12-16	25-30	13-15	9-18	22-33	4-4	3-5	7-9
1998	9-9	9-9	18-18	16-12	14-13	30-25	10-17	8-20	18-37	4-4	4-4	8-8
1999	11-7	4-14	15-21	16-10	10-20	26-30	17-11	17-7	34-18	8-1	4-5	12-6
2000	13-6	9-10	22-16	13-17	15-10	28-27	14-9	16-11	30-20	7-2	4-5	11-7
2001	16-13	16-13	32-26	9-7	18-7	27-14	21-6	10-8	31-14	7-2	5-4	12-6
2002	19-10	13-16	32-26	19-6	13-3	32-9	8-10	15-12	23-22	8-1	8-1	16-2
Totals	694-504	1274-1126	580-622	120-107	114-113	234-220	660-553	564-643	1224-1196	38-14	28-24	66-38

OAKLAND A'S RECENT EJECTIONS

DATE	PLAYER/COACH	UMPIRE	DATE	PLAYER/COACH	UMPIRE
August 17, 2002	Art Howe	Rob Drake	May 2, 1998	Rickey Henderson	John Hirschbeck
August 17, 2002	Jim Mecir	Rob Drake	April 2, 1998	Rickey Henderson	Darryl Cousins
July 27, 2002	Art Howe	Kerwin Danley	August 23, 1997	Jose Canseco	Miller
May 23, 2002	Mike Magnante	Bruce Froemming	August 12, 1997	Brent Mayne	Jim Joyce
April 24, 2002	Rick Peterson	Ed Montague	July 30, 1997	Matt Stairs	John Hirschbeck
August 26, 2001	Erik Hiljus	Chris Guccione	July 20, 1997	Art Howe	Drew Coble
August 7, 2001	Ramon Hernandez	Kerwin Danley	July 1, 1997	Bob Cluck	Tim McClelland
July 26, 2001	Cory Lidle	Paul Emmel	June 30, 1997	Bob Cluck	Phil Culbreth
May 16, 2001	Art Howe	Jeff Nelson	June 10, 1997	Mark McGwire	Jim Joyce
July 30, 2000	Mike Quade	Rob Drake		Art Howe	Jim Joyce
July 20, 2000	Art Howe	Chuck Meriwether	May 25, 1997	Jose Canseco	Durwood Merrill
June 24, 2000	Rick Peterson	Garry Davis	May 12, 1997	Brad Fischer	John Shulock
Sept. 17, 1999	Matt Stairs	Mike DiMuro	May 7, 1997	Scott Brosius	Dale Ford
July 15, 1999	Tony Phillips	Greg Kosc		Art Howe	Dale Ford
June 17, 1999	Art Howe	Jim Evans	May 6, 1997	Mark McGwire	Rich Garcia
May 22, 1999	Tony Phillips	Ed Hickox	August 23, 1996	Art Howe	Phil Culbreth
April 18, 1999	Tony Phillips	Dan Morrison	July 15, 1996	Bill Taylor	Tim Welke
Sept. 1, 1998	A.J. Hinch	Jim McKean	July 7, 1996	Scott Brosius	Larry Barnett
	Art Howe	Jim McKean	June 7, 1996	Terry Steinbach	Greg Kosc
			May 19, 1996	Bob Cluck	Rich Garcia

Oakland A's Month-By-Month

Year	April	May	June	July	August	September	October
1968	8-10	13-14	17-12	15-15	16-17	13-12	-
1969	11-8	12-13	17-9	18-11	16-15	13-17	1-1
1970	8-12	17-11	17-10	15-12	13-17	18-11	1-0
1971	17-8	16-10	17-8	14-13	23-8	14-13	-
1972	7-4	18-8	18-11	16-15	14-13	18-10	2-1
1973	9-11	15-13	18-11	17-12	20-7	15-14	-
1974	10-10	17-11	14-14	20-8	15-14	14-13	0-2
1975	12-8	16-10	20-9	18-11	15-16	17-10	-
1976	9-8	12-17	15-13	17-11	17-12	16-11	1-2
1977	12-9	10-15	10-17	10-19	10-18	11-18	0-2
1978	16-5	11-15	11-18	17-13	7-21	7-20	0-1
1979	8-14	9-19	5-24	8-20	14-15	10-16	-
1980	12-8	13-13	7-21	19-10	14-14	16-11	2-2
1981	18-3	13-17	6-3	-	10-9	15-12	2-1
1982	11-11	12-16	10-18	11-15	14-15	9-17	1-2
1983	11-9	11-16	14-15	12-17	17-13	8-16	1-2
1984	14-10	9-17	15-14	10-18	14-14	15-12	-
1985	9-12	13-12	17-10	13-14	15-14	8-20	2-3
1986	11-10	12-16	7-22	14-12	17-11	13-13	2-2
1987	9-14	15-10	16-11	12-15	15-14	12-15	2-2
1988	16-7	19-8	13-14	16-12	20-9	19-7	1-1
1989	18-8	16-10	13-14	16-10	18-11	17-10	1-0
1990	14-5	18-9	15-12	17-14	18-9	20-8	1-2
1991	13-7	15-12	13-15	15-12	15-14	11-15	2-3
1992	14-8	13-14	18-9	15-11	19-10	15-12	2-2
1993	7-11	12-16	12-14	12-17	9-21	15-13	1-2
1994	7-17	8-19	17-9	15-11	4-7	-	-
1995	1-4	16-12	16-12	8-20	17-12	9-16	0-1
1996	13-12	11-16	14-15	17-10	11-19	12-12	-
1997	13-13	9-21	12-15	8-19	11-16	12-13	-
1998	12-14	10-17	15-13	11-16	15-15	11-13	-
1999	10-14	17-10	10-16	16-10	19-10	13-14	2-1
2000	12-13	15-13	18-7	13-14	11-16	21-7	1-0
2001	8-17	18-9	12-15	19-8	22-7	17-4	6-0
2002	15-11	10-17	21-7	15-12	24-4	18-8	-
Totals	395-345	471-476	490-457	489-457	529-457	472-433	34-35

RECORDS

A'S MONTHLY RECORDS

	April	May	June	July	August	September	October
Most Wins	18 (1981, 1989)	23 (1931)	21 (1912, 2002)	26 (1931)	24 (2002)	21 (1911, 2000)	6 (2001)
Fewest Wins	1 (1901, 1951)	4 (1919)	3 (1916)	2 (1916)	3 (1943)	5 (1915)	-
Most Losses	17 (1994, 2001)	22 (1954)	24 (1920, 1979)	28 (1916)	26 (1943, 1945, 1960)	27 (1915, 1940)	6 (1904)
Fewest Losses	3 (7 times, last: 1901)	4 (1931)	6 (1911)	7 (1914, 1931)	4 (2002)	6 (1911, 1929)	-
Highest Win Pct.	.857 (1981, 18-3)	.852 (1931, 23-4)	.760 (1911, 19-6)	.788 (1931, 26-7)	.857 (2002, 24-4)	.810 (2001, 17-4)	1.000 (10 times)
Lowest Win Pct.	.077 (1951, 1-12)	.190 (1919, 4-17)	.136 (1916, 3-19)	.067 (1916, 2-28)	.103 (1943, 3-26)	.156 (1915, 5-27)	.000 (9 times)
Most Games	26 (4 times, last: 2002)	32 (1942)	34 (1961)	35 (1924, 1952)	40 (1938)	35 (1904, 1940)	11 (1904)
Fewest Games	4 (1901)	20 (1912)	22 (1902, 1904, 1916)	23 (1938)	24 (1903, 1904, 1915)	17 (1942)	-

NOTE: Fewest records do not include months shortened by strikes or national emergencies.

A'S MONTHLY BESTS

Wins	Losses	Highest Winning Percentage	Lowest Winning Percentage
26 July, 1931	28 July, 1916	.857 (24-4) August, 2002	.067 (2-28) July, 1916
25 July, 1928	27 September, 1940	.857 (18-3) April, 1981	.077 (1-12) April, 1951
24 August, 2002	27 September, 1915	.852 (23-4) May, 1931	.103 (3-26) August, 1943
24 July, 1929	26 August, 1960	.821 (23-5) August, 1914	.130 (3-20) July, 1938
23 August, 1971	26 August, 1945	.815 (22-5) May, 1929	.136 (3-19) June, 1916
23 May, 1931	26 August, 1943	.810 (17-4) September, 2001	.143 (4-24) June, 1920
23 July, 1930	25 July, 1936	.800 (20-5) May, 1910	.156 (5-27) September, 1915
23 August, 1914	25 August, 1938	.788 (26-7) July, 1931	.167 (4-20) August, 1915
22 five times	24 June, 1979	.778 (21-6) September, 1911	.167 (2-10) April, 1966
	24 June, 1920	.762 (16-5) April, 1978	.167 (2-10) April, 1935

Athletics Franchise Records

TEAM GENERAL

Most Games Won

Season	107 (1931)
Home	60 (1931)
Road	55 (1971)
Consecutive	20* (August 13 to September 4, 2002)
Consecutive, Home	22 (July 15-August 31, 1931)
vs. One Team	20 (St. Louis, 1911)
by Shutout	27 (1907, 1909)
Month	26 (July, 1931)

Most Games Lost

Season	117* (1916)
Home	55 (1956, 1964)
Road	64* (1916)
Consecutive	20 (1916, 1943)
vs. One Team	19 (five times. Last: New York, 1957)
by Shutout	24 (1943)
Month	28 (July, 1916)

Most Games

Season	163 (1964, 1968)
Month	40 (August, 1938)

Highest Winning Percentage

Season	.704 (1931)
Home	.800 (1931)
Road	.688 (1971)
Month	.857 (August, 2002; 24-4) .857 (April, 1981; 18-3)

Lowest Winning Percentage

Season	.235* (1916)
Home	.267 (1915)
Road	.169 (1916)
Month	.067 (July, 1916; 2-28)

Most Players Used

Season	56* (1915)
Pitchers, Season	27 (1915)
Game, Extra Innings	30* (vs. Chicago, September 19, 1972; 15 inn.)
Pitchers, Extra Innings	9 (vs. Seattle, September 20, 1997; 15 inn.)

Fewest Players Used

Season	19 (1905)
Pitchers, Season	7 (1905)

Length of Game

Most Innings	24 (at Boston, September 1, 1906) 24 (vs. Detroit, July 21, 1945)
Longest Time, 9 innings	4:15 (at Tampa Bay, May 31, 2002)

Left On Base

Season, Most	1246 (1999)
Season, Fewest	925* (1957)
Extra Inning Game, Fewest	0* (New York, June 22, 1929; 14 inn.)

Scoring Margin

Shutout Victory	16 (vs. Chicago, July 25, 1928) 16 (vs. Chicago, August 29, 1937) 16 (vs. Chicago, May 23, 1959)
-----------------	--

Shutout Defeat	21* (New York, August 13, 1939)
Largest Deficit Overcome to Win	12* (vs. Cleveland, June 15, 1925)

Errors

Season, Most	338 (1915)
Season, Fewest	87 (1990)
Consecutive Games, No Errors	12 (June 3-15, 2002)

Double Plays Turned

Most, Season	217* (1949)
Game	6 (several times. Last: at Chicago, May 17, 1995)

TEAM BATTING

Batting Average

Highest	.307 (1925)
Lowest	.223 (1908)

Slugging Percentage

Highest	.458 (2000)
Lowest	.292 (1908)

On-Base Percentage

Highest	.372 (1927)
Lowest	.281 (1908)

Most At Bats

Season	5630 (1996)
--------	-------------

Most Runs

Season	981 (1932)
Game	24 (vs. Detroit, May 18, 1912) 24 (vs. Boston, May 1, 1929)
Game, both clubs	36* (Boston, June 29, 1950; 14-22)
Inning	13 (vs. California, July 5, 1996; 1st) 13 (vs. Chicago, April 21, 1956; 2nd) 13 (vs. Cleveland, June 15, 1925; 8th)
Consecutive innings, no runs	48* (Sept. 22-26, 1906)

Most Hits

Season	1659 (1925)
Game, Nine Innings	29 (Boston, May 1, 1929)
Game, Extra Innings	29 (at Texas, July 1, 1979; 15 inn.)

Most Singles

Season	1206 (1925)
--------	-------------

Most Doubles

Season	334 (2001)
--------	------------

Most Triples

Season	108 (1912)
Game	6* (vs. Detroit, May 18, 1912)

Most Home Runs

Season	243 (1996)
Season, Home	126 (2000)
Season, Road	130 (1996)
Season, Grand Slam	14* (2000)
Season, Pinch Hit	8 (1970)
Season, Inside The Park	13 (1911)

Athletics Franchise Records

Season, vs. One Team.....	34 (Detroit, 1957)
Season, Back-To-Back.....	13 (2000)
Players with 30 or More Home Runs.....	3 (1996, 1999, 2001)
Players with 20 or More Home Runs.....	5 (1996, 1999, 2000)
Players with 10 or More Home Runs.....	9 (2000)
Month.....	55 (June, 1996 and August, 1999)
Game.....	8 (at California, June 27, 1996)
Inning.....	4 (vs. Boston, August 21, 1997 3rd inning: Giambi, Young, McDonald, Canseco) 4 (vs. Tampa Bay, August 1, 1999 4th inning: Tejada, Chavez, Giambi, Jaha) 4 (vs. Chicago, April 27, 2002 3rd inning: Hatteberg, Long, Pena, Menechino)
Consecutive.....	3 (11 times) vs. Washington, May 2, 1922 (Walker, Perkins, Miller) vs. Cleveland, June 18, 1930 (Simmons, Foxx, Miller) at St. Louis, July 17, 1934 (Johnson, Foxx, Higgins) vs. New York, August 19, 1962 (Cimoli, Causey, Bryan) vs. Minnesota, June 22, 1969 (G#1) (Kubiak, Jackson, Bando) vs. Kansas City, June 19, 1979 (Gross, Revering, Heath) at Cleveland, June 3, 1980 (Revering, Page, Armas) at Cleveland, May 16, 1990 (Canseco, McGwire, Hassey) at Cleveland, July 6, 1990 (RHenderson, Lansford, Canseco) at Kansas City, June 16, 2000 (Chavez, Tejada and Hernandez) vs. Kansas City, June 23, 2000 (Velarde, Ja.Giambi, Grieve)
Consecutive Games with a Home Run.....	23 (July 2-27, 1996)
Two consecutive games.....	12 (June 25-27, 1996)
Most Total Bases	
Season.....	2546 (1996)
Game.....	44 (at California, June 27, 1996) 44 (Boston, May 1, 1929)
Most Extra Base Hits	
Season.....	555 (2001)
Most Runs Batted In	
Season.....	923 (1932)
Most Walks	
Season.....	783 (1949)
Most Strikeouts	
Season.....	1181 (1997)
Game.....	19 (at Seattle, June 24, 1997)
Most Hit By Pitcher	
Season.....	88 (2001)
Most Sacrifice Hits	
Season.....	147 (1906)
Most Sacrifice Flies	
Season.....	77 ^A (1984)
Most Grounded Into Double Plays	
Season.....	170 (1950)
Most Stolen Bases	
Season.....	341* (1976)

TEAM PITCHING

Earned Run Average

Lowest.....	1.79 (1910)
Highest.....	6.08 (1936)

Complete Games

Most.....	136 (1904)
Fewest.....	2 (1997)

Shutouts

Most.....	27 (1907, 1909)
Fewest.....	1* (1919, 1997)

Saves

Most.....	64 (1988 and 1990)
Fewest.....	13 (1980)

Innings Pitched

Most.....	1489.1 (1988)
Fewest.....	1324 (1938)

Hits

Most, Season.....	1734 (1997)
Fewest, Season.....	1069 (1909)

Runs Allowed

Most, Season.....	1045 (1936)
Most, Game.....	29* (vs. Chicago, April 23, 1955)
Fewest, Season.....	408* (1909)

Earned Runs Allowed

Most.....	913 (1936)
Fewest.....	282 (1910)

Walks Allowed

Most, Season.....	827 ^A (1915)
Most, Game.....	18 ^A (Detroit, May 9, 1916)
Fewest, Season.....	366 (1904)

Strikeouts

Most, Season.....	1117 (2001)
Most, Extra Inning Game.....	26 ^A (vs. California, July 9, 1971; 20 inn.)
Fewest, Season.....	371 (1924)

Home Runs Allowed

Most, Season.....	220 (1964)
Most, Game.....	8 (vs. New York, June 28, 1939)
Most, Inning.....	5 ^A (vs. Minnesota, June 9, 1966; 7th inn.)
Most Grand Slams, Season.....	8 (1993, 1999)
Fewest, Season.....	8 (1910)
Fewest Grand Slams, Season.....	0 ^A (16 times. Last: 1974)

Hit Batters

Most, Season.....	81 (1911)
Fewest, Season.....	9 (1931)

Wild Pitches

Most, Season.....	72 (1979)
Most, Game.....	4 (several times. Last: vs. Anaheim, September 24, 1998)
Fewest, Season.....	13 (1946)

Athletics Franchise Records

Balks	6* (Danny Murphy, July 8, 1902)
Most, Season.....	76 [^] (1988)
Most, Game.....	5* (at Seattle, April 13, 1988)
Fewest, Season.....	0 [^] (1928)

INDIVIDUAL BATTING

Highest Batting Average

Career.....	.356 (Al Simmons, 1924-32, 40-41, 44)
Season, Right Hander.....	.426 [^] (Nap Lajoie, 1901)
Season, Left Hander.....	.365 (Eddie Collins, 1911)
Season, Switch Hitter.....	.303 (Dave Philley, 1953)
Season, Pinch Hitter (minimum 30 at bats).....	.452 (Elmer Valo, 1955)
Season, Designated Hitter.....	.298 (Harold Baines, 1991)
	.298 (Matt Stairs, 1998)
Season, Rookie.....	.334 (Socks Seybold, 1901)

Highest Slugging Percentage

Career.....	.640 (Jimmie Foxx, 1925-35)
Season, Right Hander.....	.749* (Jimmie Foxx, 1932)
Season, Left Hander.....	.660 (Jason Giambi, 2001)
Season, Switch Hitter.....	.484 (Ruben Sierra, 1994)
Season, Rookie.....	.618 [^] (Mark McGwire, 1997)

Highest On-Base Percentage

Career.....	.440 (Jimmie Foxx, 1925-35)
Season, Left Hander.....	.477 (Jason Giambi, 2001)
Season, Right Hander.....	.469 (Jimmie Foxx, 1932)
Season, Switch Hitter.....	.376 (Billy North, 1973)
Season, Rookie.....	.414 (Ferris Fain, 1947)

Most Games Played

Career.....	1795 (Bert Campaneris, 1964-76)
Season.....	162 (Terrence Long, 2001 and 2002)
	162 (Miguel Tejada, 2001 and 2002)
	162 (Alfredo Griffin, 1985 and 1986)
	162 (Sal Bando, 1968, 1969 and 1973)
	162 (Norm Siebern, 1962)
Season, Rookie.....	160 (Phil Garner, 1975)

Most At Bats

Career.....	7180 (Bert Campaneris, 1964-76)
Season.....	670 (Al Simmons, 1932)
Season, Rookie.....	611 (Dick Howser, 1961)

Most Runs

Career.....	1270 (Rickey Henderson, 1979-84, 89-95, 98)
Season.....	152 (Al Simmons, 1930)
Season, Rookie.....	108 (Dick Howser, 1961)
Game.....	5 (several times. Last: Luis Polonia at Kansas City, September 9, 1988)

Most Hits

Career.....	1882 (Bert Campaneris, 1964-76)
Season, Right Hander.....	253 [^] (Al Simmons, 1925)
Season, Left Hander.....	214 (Doc Cramer, 1935)
Season, Switch Hitter.....	188 (Dave Philley, 1953)
Season, Rookie.....	183 (Al Simmons, 1924)

Game.....	6* (Danny Murphy, July 8, 1902)
	6* (Jimmie Foxx, May 30, 1930; first game, 13 inn.)
	6* (Roger Cramer, June 20, 1932)
	6* (Jimmie Foxx, July 10, 1932; 18 inn.)
	6* (Bob Johnson, June 16, 1934; second game, 11 inn.)
	6* (Roger Cramer, July 13, 1935)
	6* (Joe DeMaestri, July 8, 1955; 11 inn.)
Consecutive.....	8 (several times. Last: Dave Magadan, August 26-30, 1997)
Hitting Streak.....	29 (Billy Lamar, May 30-June 29, 1925)

Most Singles

Career.....	1472 (Bert Campaneris, 1964-76)
Season.....	174 (Al Simmons, 1925)
Season, Rookie.....	135 (Al Simmons, 1924)
Game.....	6 [^] (Roger Cramer, June 20, 1932)
	6 [^] (Joe DeMaestri, July 8, 1955; 11 inn.)

Most Doubles

Career.....	365 (Jimmy Dykes, 1918-32)
Season.....	53 (Al Simmons, 1926)
Season, Rookie.....	44 (Bob Johnson, 1933)
Game.....	4 [^] (Frankie Hayes, July 25, 1936)

Most Triples

Career.....	102 (Danny Murphy, 1902-13)
Season.....	21 (Frank Baker, 1912)
Season, Rookie.....	19* (Frank Baker, 1909)
Game.....	3* (Bert Campaneris vs. Cleveland, August 29, 1967; 10 inn.)

Most Home Runs

Career.....	363 (Mark McGwire, 1986-97)
Career, Pinch Hit.....	5 (Gus Zernial, 1951-57)
	5 (Jeff Burroughs, 1982-84)
	5 (Terry Steinbach, 1986-96)
	5 (Mark McGwire, 1986-97)
	5 (Mike Aldrete, 1993-95)
Career, Designated Hitter.....	98 (Dave Kingman, 1984-86)
Career, Grand Slams.....	9 (Jimmie Foxx, 1925-35)
	9 (Sam Chapman, 1938-41, 45-51)
	9 (Gus Zernial, 1951-57)
	9 (Mark McGwire, 1986-97)
Career, Inside The Park.....	18 (Danny Murphy, 1902-13)
Career, Leadoff.....	43 (Rickey Henderson, 1979-84, 89-95, 98)
Season, Right Hander.....	58* (Jimmie Foxx, 1932)
Season, Left Hander.....	47 (Reggie Jackson, 1969)
Season, Switch Hitter.....	23 (Ruben Sierra, 1994)
Season, Pinch Hitter.....	4 (Jeff Burroughs, 1982)
Season, Designated Hitter.....	35 (Dave Kingman, 1984)
	35 (Dave Kingman, 1986)
	35 (John Jaha, 1999)
Season, Grand Slams.....	4 (Jason Giambi, 2000)
Season, Inside The Park.....	4 (Danny Murphy, 1904)
Season, Leadoff.....	7 (Rickey Henderson, 1993)
Season, Rookie.....	49 [^] (Mark McGwire, 1987)
Season, Home.....	31 (Jimmie Foxx, 1932)
	31 (Jimmie Foxx, 1933)
Season, Road.....	28 (Mark McGwire, 1987)
	28 (Mark McGwire, 1996)
	28 (Jose Canseco, 1991)

Athletics Franchise Records

Month.....	15 (Bob Johnson, June, 1934)
	15 (Mark McGwire, May, 1987)
Game.....	3 (24 times. Last Miguel Tejada at Texas, June 30, 2001)
Game, Both Sides of Plate.....	Wally Schang (Sept. 8, 1916)
	Ruben Sierra (June 7, 1994)
Two Consecutive Games.....	5 ^A (Mark McGwire, June 27-28, 1987)
	5 ^A (Mark McGwire, June 10-11, 1995)
Inning.....	2 ^A (Mark McGwire at Seattle, September 22, 1996; 5th inn.)
Consecutive Games With Home Run.....	5 (George Alusik, 1962)
	(Dave Kingman, August 3-8, 1986)
	(Matt Stairs, July 30-August 3, 1998)
Consecutive At Bats With Home Run.....	4 ^A (Jimmie Foxx vs. Washington and N.Y., June 7-8, 1933)
	(Mike Epstein vs. Washington, June 15-16, 1971)
Home Run, First Major League At Bat.....	five times: (Ace Parker, April 30, 1937 vs. Boston)
	(Gene Hasson, September 9, 1937 vs. Washington, G#1)
	(Bert Campaneris, July 23, 1964 vs. Minnesota)
	(Joe Keough, August 7, 1968 at New York, G#2)
	(Terry Steinbach, September 12, 1986 at Cleveland)

Most Runs Batted In

Career.....	1178 (Al Simmons, 1924-32, 40-41, 44)
Season, Right Hander.....	169 (Jimmie Foxx, 1932)
Season, Left Hander.....	137 (Jason Giambi, 2000)
Season, Switch Hitter.....	101 (Ruben Sierra, 1993)
Season, Designated Hitter.....	112 (Dave Kingman, 1984)
Season, Rookie.....	118 (Mark McGwire, 1987)
Game.....	10 (Reggie Jackson at Boston, June 14, 1969)
Inning.....	6 [*] (Bob Johnson, August 29, 1937; 1st inn.)
	6 [*] (Joe Astroth, September 23, 1950; 6th inn.)
	6 [*] (Matt Stairs vs. California, July 5, 1996; 1st inn.)
Consecutive Games With RBI.....	11 (Al Simmons, 1931)

Most Total Bases

Career.....	2998 (Al Simmons, 1924-32, 40-41, 44)
Season.....	438 (Jimmie Foxx, 1932)
Season, Rookie.....	344 (Mark McGwire, 1987)
Game.....	16 [*] (Jimmie Foxx, July 10, 1932; 18 inn.)

Most Extra Base Hits

Career.....	655 (Al Simmons, 1924-32, 40-41, 44)
Season.....	100 (Jimmie Foxx, 1932)
Season, Rookie.....	81 (Mark McGwire, 1987)

Most Walks

Career.....	1227 (Rickey Henderson, 1979-84, 89-95, 98)
Season.....	149 (Eddie Joost, 1949)
Season, Rookie.....	95 (Ferris Fain, 1947)
Season, Intentional.....	24 (Jason Giambi, 2001)
Game.....	5 (several times. Last: Mark McGwire vs. Kansas City, April 26, 1997)
Consecutive.....	7 ^A (Jose Canseco, August 4-5, 1992)

Most Strikeouts

Career.....	1226 (Reggie Jackson, 1967-75, 87)
Season.....	175 (Jose Canseco, 1986)
Season, Rookie.....	175 (Jose Canseco, 1986)

Game.....	5 ^A (Lefty Grove, June 10, 1933)
	5 ^A (Reggie Jackson vs. Minnesota, September 27, 1968)
	5 ^A (Rick Monday at Boston, April 29, 1970)
	5 ^A (Jose Canseco vs. Kansas City, July 16, 1997)
	5 ^A (John Jaha at Cleveland, April 20, 2000)
Consecutive Games.....	8 (Rick Monday, April 28-29, 1970)
	8 (Jose Canseco, July 14-16, 1997)

Most Hit By Pitch

Career.....	87 (Jimmy Dykes, 1918-32)
Season.....	20 (Don Baylor, 1976)
Season, Rookie.....	15 (Ormedo Saenz, 1999)

Most Sacrifice Hits

Season.....	34 (Simon Nicholls, 1907)
Season, Rookie.....	34 (Simon Nicholls, 1907)

Most Sacrifice Flies

Season.....	14 (Dave Kingman, 1984)
Game.....	2 (several times. Last: Jason Giambi, August 16, 2001 at Toronto)

Most Grounded Into Double Plays

Season.....	32 (Ben Grieve, 2000)
Season, Rookie.....	28 (George Kell, 1944)

Most Stolen Bases

Career.....	867 (Rickey Henderson, 1979-84, 89-95, 98)
Season.....	130 ^A (Rickey Henderson, 1982)
Season, Rookie.....	42 (Mitchell Page, 1977)
Game.....	6 ^A (Eddie Collins, September 11, 1912)
	6 ^A (Eddie Collins, September 22, 1912; first game)

Most Caught Stealing

Career.....	219 (Rickey Henderson, 1979-84, 89-95, 98)
Season.....	42 ^A (Rickey Henderson, 1982)
Season, Rookie.....	21 (Mike Edwards, 1978)

INDIVIDUAL PITCHING

Most Games Won

Career.....	284 (Eddie Plank, 1901-14)
Season, Right Hander.....	31 (Jack Coombs, 1910)
Season, Left Hander.....	31 ^A (Lefty Grove, 1931)
Season, Rookie.....	20 (Scott Perry, 1918)
	20 (Alex Kellner, 1949)
Consecutive.....	16 (Lefty Grove, 1931)

Most Games Lost

Career.....	162 (Eddie Plank, 1901-14)
Season, Right Hander.....	25 (Scott Perry, 1920)
Season, Left Hander.....	20 (Alex Kellner, 1950)
Season, Rookie.....	23 (Elmer Myers, 1916)
Consecutive.....	19 [*] (Jack Nabors, 1916)

Most Saves

Career.....	320 (Dennis Eckersley, 1987-95)
Season, Right Hander.....	51 (Dennis Eckersley, 1992)
Season, Left Hander.....	12 (Rick Honeycutt, 1989)
Season, Rookie.....	12 (Rollie Fingers, 1969)
Consecutive Saves (since 1988).....	40 (Dennis Eckersley, September 15, 1991-August 8, 1992)

Athletics Franchise Records

Lowest Earned Run Average

Career	1.97 (Rube Waddell, 1902-07)
Season	1.30 (Jack Coombs, 1910)
Season, Rookie	1.39 (Harry Krause, 1909)

Most Games

Career	525 (Dennis Eckersley, 1987-95)
Season	84 (Billy Koch, 2002)
Season, Rookie	71 (Aaron Small, 1997)

Most Games Started

Career	459 (Eddie Plank, 1901-14)
Season	46 (Rube Waddell, 1904)
Season, Rookie	36 (Scott Perry, 1918)
Consecutive	241 (Dave Stewart, July 29, 1986 to July 17, 1995)

Most Complete Games

Career	362 (Eddie Plank, 1901-14)
Season	39 (Rube Waddell, 1904)
Season, Rookie	31 (Elmer Myers, 1916)

Most Shutouts

Career	59 (Eddie Plank, 1901-14)
Season	13* (Jack Coombs, 1910)
Season, Rookie	7 (Harry Krause, 1909)

Most Innings Pitched

Career	3860.2 (Eddie Plank, 1901-14)
Season	383 (Rube Waddell, 1904)
Season, Rookie	332.1 (Scott Perry, 1918)
Game	24* (Jack Coombs at Boston, September 1, 1906)

Hits

Career, Most	3438 (Eddie Plank, 1901-14)
Season, Most	360 (Jack Coombs, 1911)
Season, Rookie	295 (Scott Perry, 1918)
Game, Most	26 ^A (Hod Lisenbee, September 11, 1936)
Game, Most, Extra Innings	29 ^A (Eddie Rommel, July 10, 1932)
Game, Fewest	0 ^A (13 times, 11 complete)

Most Runs

Career	1374 (Eddie Plank, 1901-14)
--------	-----------------------------

Season	169 (Elmer Myers, 1916)
Season, Rookie	169 (Elmer Myers, 1916)

Most Earned Runs

Career	1025 (Eddie Plank, 1901-14)
Season	146 (George Earnshaw, 1930)
Season, Rookie	130 (Buck Ross, 1936)

Most Walks

Career	913 (Eddie Plank, 1901-14)
Season	168 (Elmer Myers, 1916)
Season, Rookie	168 (Elmer Myers, 1916)
Game	16 ^A (Bruno Haas, June 13, 1915)

Most Strikeouts

Career	1985 (Eddie Plank, 1901-14)
Season	349 (Rube Waddell, 1904)
Season, Rookie	182 (Elmer Myers, 1916)
Game, Nine Innings	16 (Jose Rijo at Seattle, April 19, 1986)
Game, Extra Innings	18 (Jack Coombs at Boston, September 1, 1906; 24 inn.) 18 (Jack Coombs, August 4, 1910; 16 inn.)
Inning	4 ^A (Erik Hiljus, June 30, 2001 at Texas; 7th inn.) (Blake Stein, July 27, 1998 at Tampa Bay; 4th inn.)

Most Home Runs

Career	261 (Jim Hunter, 1965-74)
Season	40 (Orlando Peña, 1964)
Season, Rookie	27 (Dan Pfister, 1962)
Game	6 ^A (George Caster, September 24, 1940)

Most Hit Batters

Career	185 (Eddie Plank, 1901-14)
Season	32* (Chick Fraser, 1901)
Season, Rookie	25 (Chief Bender, 1903)

Most Wild Pitches

Career	87 (John Odom, 1964-75)
Season	22 (Mike Moore, 1992)
Season, Rookie	16 (Stu Flythe, 1936)

*indicates American League record

^Aindicates Major League record

OAKLAND A'S TRIPLE PLAYS

Turned (7)

May 7, 1979 at Baltimore (Gross to Klutts to Revering) by Gary Roenicke
June 19, 1979 vs. Kansas City (Gross to Edwards to Revering) by Al Cowens
June 23, 1979 vs. Texas (Gross to Armas to Chalk to Armas) by John Grubb
April 27, 1981 vs. California (Picciolo to Revering) by Don Baylor
July 18, 1983 vs. Detroit (Peters to Phillips to Almon to Gross) by John Wockenfuss
April 7, 1996 vs. Detroit at Las Vegas (Young to Gates to Giambi to Steinbach) by Bobby Higginson
May 29, 2000 at New York (Velarde unassisted) by Shane Spencer

Grounded Into (6)

June 23, 1968 vs. Washington by Dave Duncan
July 7, 1973 at Baltimore by Gene Tenace
August 8, 1977 at Texas by Manny Sanguillen
August 12, 1986 vs. Seattle by Carney Lansford
August 8, 1990 vs. Baltimore by Willie Randolph
May 14, 1994 at Kansas City by Geronimo Berroa

Oakland Athletics Records

TEAM GENERAL

Most Games Won

Season	104 (1988)
Home	54 (1975, 1988, 1989 and 2002)
Road	55 (1971)
Consecutive	20 (August 13 to September 4, 2002)
Consecutive, Home	20 (August 25, 2001 to April 3, 2002)
Consecutive, Road	12 (July 31-August 15, 1971)
vs. One Team	16 (Chicago, 1970)
by Shutout	23 (1972)
by One Run	32 (2002)
in Extra Innings	14 (1988)
Month	24 (August, 2002)
Homestand	10 (four times. Last: July 30-August 11, 1999)
Roadtrip	11 (May 29-June 11, 1972)

Most Games Lost

Season	108 (1979)
Home	50 (1979)
Road	58 (1979)
Consecutive	14 (July 29-August 12, 1977)
Consecutive, Home	12 (July 29-August 21, 1977)
Consecutive, Road	15 (May 24-June 23, 1986)
vs. One Team	14 (Minnesota, 1973)
by Shutout	19 (1978)
Fewest lost by shutout	3 (2001)
by One Run	32 (1976)
in Extra Innings	14 (1976)
Month	24 (June, 1979)
Homestand	10 (July 26-August 7, 1977)
Roadtrip	11 (July 15-29, 1993) 11 (June 12-25, 1978)

Most Games

Season	163 (1968)
Shutout	31 (1972)
One Run	59 (1976)
Extra Innings	22 (1969 and 1976)
Month	33 (August, 1968)

Highest Winning Percentage

Season	.642 (1988)
Home	.667 (1975, 1988, 1989 and 2002)
Road	.688 (1971)
Shutout Games	.800 (1989, 20-5)
One-Run Games	.696 (2002, 32-14)
Extra Inning Games	.889 (1975, 8-1)
Month	.857 (August, 2002; 24-4) .857 (April, 1981; 18-3)
Homestand (min. 6 games)	1.000 (September 3-10, 2001; 7-0) 1.000 (August 7-12, 2001; 6-0) 1.000 (May 15-20, 2001; 6-0) 1.000 (September 10-16, 1992; 7-0) 1.000 (September 1-6, 1970; 6-0)
Roadtrip (min. 6 games)	1.000 (August 19-28, 2002; 10-0) 1.000 (April 9-16, 1981; 8-0)

Lowest Winning Percentage

Season	.333 (1979)
Home	.383 (1979)
Road	.284 (1979)
Shutout Games	.100 (1997, 1-9)
One-Run Games	.381 (1980, 16-26)
Extra Inning Games	.273 (1970, 3-8)
Month	.172 (June, 1979; 5-24)
Homestand (min. 6 games)	.100 (July 6-15, 1979; 1-9)
Roadtrip (min. 6 games)	.000 (nine times. Most losses: 0-9, September 22-October 1, 1995)

Most Players Used

Season	49 (1997)
Pitchers, Season	26 (1997)
Game, Nine Innings	22 (vs. Kansas City, Oct. 1, 1983) 22 (at Texas, September 29, 2002) 22 (at Cleveland, September 7, 1984)
Game, Extra Innings	30* (vs. Chicago, September 19, 1972; 15 inn.)
Pitchers, Game	8 (at Baltimore, July 7, 1994)
Pitches, Extra Innings	9 (vs. Seattle, September 20, 1997; 15 inn.)

Fewest Players Used

Season	34 (1968 and 1980)
Pitchers, Season	11 (1974)

Length of Game

Most Innings	21 (at Washington, June 4, 1971)
Longest Time, Nine Innings	4:15 (at Tampa Bay, May 31, 2002)
Longest Time, Extra Innings	6:00 (at New York, August 9, 2002; 16 inn.)
Shortest Game	1:35 (vs. Kansas City, Sept. 28, 1971)

Left On Base

Season, Most	1246 (1999)
Season, Fewest	1030 (1979)
Nine Inning Game, Most	17 (at Chicago, Sept. 18, 1982)
Extra Inning Game, Most	21 (at Texas, July 1, 1979; 15 inn.)

Scoring Margin

Victory	21 (vs. Texas, September 30, 2000; 23-2)
Shutout Victory	15 (at Baltimore, August 30, 2001)
Defeat	16 (five times. Last: vs. San Francisco, June 4, 2000; 2-18)
Shutout Defeat	16 (at Kansas City, June 25, 1984)
Largest Deficit Overcome to Win	8 (vs. Kansas City, June 18, 1993)
Largest Lead Surrendered To Lose	8 (at Texas, May 5, 2000)

Errors

Season, Most	190 (1977)
Season, Fewest	87 (1990)
Nine Inning Game, Most	7 (vs. Kansas City, July 24, 1977) 7 (vs. Chicago, September 20, 1977) 7 (vs. Cleveland, June 7, 1987)
Consecutive Games, No Errors	12 (June 3-15, 2002)

Oakland Athletics Records

Double Plays Turned

Most, Season.....	195 (1996)
Game.....	6 (several times. Last: at Chicago, May 17, 1995)

TEAM BATTING

Batting Average

Highest.....	.270 (2000)
Lowest.....	.236 (1982)

Slugging Percentage

Highest.....	.458 (2000)
Lowest.....	.343 (1968)

On-Base Percentage

Highest.....	.360 (2000)
Lowest.....	.302 (1979)

Most At Bats

Season.....	5630 (1996)
Game.....	76 (at Washington, June 4, 1971)

Most Runs

Season.....	947 (2000)
Game.....	23 (vs. Texas, September 30, 2000)
Game, loss.....	16* (at Texas, May 5, 2000; 16-17)
Game, both clubs.....	33 (at Texas, May 5, 2000; 16-17)
Inning.....	13 (vs. California, July 5, 1996; 1st)
Consecutive innings, no runs.....	30 (July 29-August 1, 1997)
Two consecutive games.....	34 (June 18-19, 2000)
	34 (June 14-15, 1969)
Three consecutive games.....	44 (June 17-19, 2000)
Consecutive games, one or more runs.....	104 (June 18, 2001 to April 10, 2002)

Most Hits

Season.....	1501 (2000)
Game, Nine Innings.....	25 (at Boston, June 14, 1969)
Game, Extra Innings.....	29 (at Texas, July 1, 1979; 15 inn.)
Inning.....	10 (at Kansas City, May 3, 2000; 7th inn.)

Most Singles

Season.....	1061 (1983)
Game.....	25 (at Texas, July 1, 1979; 15 inn.)

Most Doubles

Season.....	334 (2001)
Game.....	8 (at Cleveland, August 29, 1998)

Most Triples

Season.....	40 (1968)
Game.....	3 (six times. Last: at Detroit, August 3, 2002)

Most Home Runs

Season.....	243 (1996)
Season, Home.....	126 (2000)
Season, Road.....	130 (1996)
Season, Grand Slam.....	14^ (2000)
Season, Inside The Park.....	2 (1968, 1970, 1979, 1986, 2000)
Season, vs. one team.....	31 (Detroit, 1996)
Season, Back-To-Back.....	13 (2000)
Players with 30 or more home runs.....	3 (1996, 1999, 2001)

Players with 20 or more home runs.....	5 (1996, 1999, 2000)
Players with 10 or more home runs.....	9 (2000)
Month.....	55 (June, 1996 and August, 1999)
Game.....	8 (at California, June 27, 1996)
Inning.....	4 (vs. Boston, August 21, 1997)
	3rd inning: Giambi, Young, McDonald, Canseco
	4 (vs. Tampa Bay, August 1, 1999)
	4th inning: Tejada, Chavez, Giambi, Jaha
	4 (vs. Chicago, April 27, 2002)
	3rd inning: Hatteberg, Long, Pena, Menechino
Consecutive.....	3
vs. Minnesota, June 22, 1969 (G#1) (Kubiak, Jackson, Bando)	
vs. Kansas City, June 19, 1979 (Gross, Revering, Heath)	
at Cleveland, June 3, 1980 (Revering, Page, Armas)	
at Cleveland, May 16, 1990 (Canseco, McGwire, Hassey)	
at Cleveland, July 6, 1990 (RHenderson, Lansford, Canseco)	
at Kansas City, June 16, 2000 (Chavez, Tejada and Hernandez)	
vs. Kansas City, June 23, 2000 (Velarde, Ja.Giambi, Grieve)	
Consecutive games with a home run.....	23 (July 2-27, 1996)
Two consecutive games.....	12 (June 25-27, 1996)
Three consecutive games.....	15 (June 25-28, 1996)
Four consecutive games.....	18^ (June 25-29, 1996)

Most Total Bases

Season.....	2546 (1996)
Game.....	44 (at California, June 27, 1996)
Inning.....	21 (at Kansas City, May 3, 2000; 7th inn.)

Most Extra Base Hits

Season.....	555 (2001)
Game.....	11 (at California, June 27, 1996)
	11 (at Chicago, April 26, 2001)

Most Runs Batted In

Season.....	908 (2000)
Game.....	23 (vs. Texas, September 30, 2000)

Most Walks

Season.....	770 (1999)
Game.....	15 (at Baltimore, September 19, 2000)

Most Strikeouts

Season.....	1181 (1997)
Game.....	19 (at Seattle, June 24, 1997)

Most Hit By Pitch

Season.....	88 (2001)
Game.....	5 (at Anaheim, June 7, 2001)

Most Sacrifice Hits

Season.....	108 (1978)
Game.....	4 (nine times. Last: vs. Cleveland, June 22, 1985)

Most Sacrifice Flies

Season.....	77^ (1984)
Game.....	3 (many times. Last: vs. Chicago, April 9, 2000)

Most Grounded Into Double Plays

Season.....	163 (1989)
Game.....	5 (six times. Last: at Texas, July 26, 2002)

Oakland Athletics Records

Most Stolen Bases

Season.....	341* (1976)
Season, vs. one team.....	57 (1976, Minnesota)
Game.....	12 (at Minnesota, August 1, 1976)
Game, Steals of Home.....	2 (vs. Detroit, May 3, 1980)
	2 (vs. Kansas City, May 28, 1980)
Inning.....	5 (at Boston, July 17, 1983)

TEAM PINCH HITTING

Highest Average, Season.....	345 (1997)
At Bats, Season.....	213 (1969)
Hits, Season.....	57 (1997)
Home Runs, Season.....	8 (1970)
Runs Batted In, Season.....	31 (1997)
Pinch Hitters Used, Game.....	10 (vs. Chicago, September 19, 1972; 15 inn.)

TEAM PITCHING

Earned Run Average	
Lowest.....	2.58 (1972)
Highest.....	5.48 (1977)

Complete Games

Most.....	94 (1980)
Fewest.....	2 (1997)
Consecutive.....	9 (August 9-17, 1980)

Shutouts

Most.....	23 (1972)
Fewest.....	1* (1997)
Consecutive.....	3 (June 11-13, 1968)
	3 (July 31-August 2, 1972)
	3 (August 14-16, 1983)
	3 (August 28-31, 1996)
Consecutive Shutout Innings.....	37 (August 13-17, 1983)

Saves

Most.....	64 (1988 and 1990)
Fewest.....	13 (1980)

Innings Pitched

Most.....	1489.1 (1988)
Fewest.....	1429.1 (1979)

Hits

Most, Season.....	1734 (1997)
Most, Game.....	23 (vs. Minnesota, July 8, 1978)
Most, Inning.....	10 (at New York, July 18, 1993; 7th inn.)
Fewest, Season.....	1170 (1972)

Runs Allowed

Most, Season.....	946 (1997)
Most, Game.....	20 (at Minnesota, April 27, 1980)
	20 (vs. Cleveland, May 4, 1991)
	20 (at Detroit, April 13, 1993)
Most, Inning.....	12 (vs. Texas, July 3, 1983; 15th inn.)
Fewest, Season.....	457 (1972)

Earned Runs Allowed

Most.....	880 (1997)
Fewest.....	406 (1972)

Walks

Most, Season.....	680 (1993)
Most, Season, Intentional.....	78 (1968)
Most, Game.....	14 (vs. Detroit, August 27, 1993)
Fewest, Season.....	415 (1976)
Fewest, Season, Intentional.....	21 (1982)

Strikeouts

Most, Season.....	1117 (2001)
Most, Nine Inning Game.....	18 (at Seattle, April 19, 1986)
Most, Extra Inning Game.....	26^ (vs. California, July 9, 1971; 20 inn.)
Fewest, Season.....	695 (1984)

Doubles

Most, Game.....	7 (five times. Last: September 11, 2002 at Anaheim)
-----------------	---

Triples

Most, Game.....	4 (at Toronto, September 11, 1983)
-----------------	------------------------------------

Home Runs

Most, Season.....	205 (1996)
Most, Game.....	7 (at Seattle, April 11, 1985)
Most, Inning.....	4 (at Minnesota, May 16, 1983)
	4 (at Seattle, September 21, 1996)
Most Grand Slams, Season.....	8 (1993, 1999)
Fewest, Season.....	90 (1974)
Fewest Grand Slams, Season.....	0^ (1974)
Consecutive Innings, No HR.....	136.2 (June 19-July 4, 1974)

Hit Batters

Most, Season.....	64 (1997)
Most, Game.....	3 (many times. Last: April 4, 2002 at Texas)
Fewest, Season.....	19 (1972)

Wild Pitches

Most, Season.....	72 (1979)
Most, Game.....	4 (vs. California, July 7, 1975)
	4 (at Texas, June 11, 1988)
	4 (at Boston, June 20, 1991)
	4 (vs. Anaheim, September 24, 1998)

ATHLETICS BIGGEST COMEBACKS

On June 18, 1993, the A's set an Oakland record by overcoming an eight run deficit to win. Trailing Kansas City 8-0 entering the bottom of the second, Oakland scored twice in the second, six times in the fifth and two more in the seventh for a 10-9 win. The all-time Athletics record is

also the major league record, set by the Philadelphia A's on June 15, 1925 against Cleveland. The A's trailed by 12 runs in that game and scored 13 times in the bottom of the eighth to win 17-15.

Oakland Athletics Records

Fewest, Season.....	28 (1974)
Balks	
Most, Season.....	76 ⁺ (1988)
Most, Game.....	5* (at Seattle, April 13, 1988)
Fewest, Season.....	1 (1974, 2000)

INDIVIDUAL BATTING

Highest Batting Average

Career.....	.308 (Jason Giambi, 1995-2001)
Season, Left Hander.....	.342 (Jason Giambi, 2001)
Season, Right Hander.....	.336 (Carney Lansford, 1989)
Season, Switch Hitter.....	.290 (Brent Gates, 1993)
Season, Pinch Hitter.....	.636 (Mike Macfarlane, 1998)
Season, Designated Hitter.....	.298 (Harold Baines, 1991)
	.298 (Matt Stairs, 1998)
Season, Rookie.....	.307 (Mitchell Page, 1977)

Highest Slugging Percentage

Career.....	.551 (Mark McGwire, 1986-97)
Season, Right Hander.....	.730 (Mark McGwire, 1996)
Season, Left Hander.....	.660 (Jason Giambi, 2001)
Season, Switch Hitter.....	.484 (Ruben Sierra, 1994)
Season, Rookie.....	.618 ⁺ (Mark McGwire, 1987)

Highest On-Base Percentage

Career.....	.412 (Jason Giambi, 1995-2001)
Season, Left Hander.....	.477 (Jason Giambi, 2001)
Season, Right Hander.....	.467 (Mark McGwire, 1996)
Season, Switch Hitter.....	.376 (Billy North, 1973)
Season, Rookie.....	.405 (Mitchell Page, 1977)

Most Games Played

Career.....	1704 (Rickey Henderson, 1979-84, 89-95, 98)
Season.....	162 (Terrence Long, 2001 and 2002)
	162 (Miguel Tejada, 2001 and 2002)
	162 (Alfredo Griffin, 1985 and 1986)
	162 (Sal Bando, 1968, 1969 and 1973)
Season, Rookie.....	160 (Phil Garner, 1975)
Consecutive.....	432 (Miguel Tejada, June 2, 2000 to present)

Most At Bats

Career.....	6140 (Rickey Henderson, 1979-84, 89-95, 98)
Season.....	662 (Miguel Tejada, 2002)
Season, Rookie.....	600 (Jose Canseco, 1986)

Most Runs

Career.....	1270 (Rickey Henderson, 1979-84, 89-95, 98)
Season.....	123 (Reggie Jackson, 1969)
Season, Rookie.....	104 (Terrence Long, 2000)
Game.....	5 (Mike Edwards vs. Texas, September 8, 1978)
	5 (Mark McGwire at Cleveland, June 27, 1987)
	5 (Luis Polonia at Kansas City, September 9, 1988)

Most Hits

Career.....	1768 (Rickey Henderson, 1979-84, 89-95, 98)
Season, Right Hander.....	204 (Miguel Tejada, 2002)
Season, Left Hander.....	182 (Claudell Washington, 1975)
Season, Switch Hitter.....	169 (Alfredo Griffin, 1986)
Season, Pinch Hitter.....	13 (Bob Johnson, 1969)
	13 (Tommy Davis, 1971)
	13 (Dave Magadan, 1997)

Season, Rookie.....	168 (Ben Grieve, 1998)
	168 (Terrence Long, 2000)
Game.....	5 (several times. Last: Mike Stanley, September 4, 2000 at Toronto)
Consecutive.....	8 (Brent Gates, May 23-24, 1994)
	8 (Dave Magadan, August 26-30, 1997)
Hitting Streak.....	25 (Jason Giambi, May 12-June 23, 1997)
Consecutive Games Reaching Base.....	62 (Mark McGwire, September 16, 1995-June 18, 1996)

Multiple Hit Games

5 for 5 games

Bert Campaneris at Washington, August 9, 1968
Sal Bando at Seattle, July 17, 1969
Sal Bando at Seattle, September 30, 1969
Joe Rudi vs. Minnesota, September 22, 1970
Dave Duncan vs. Boston, July 12, 1972
Claudell Washington at Detroit, August 30, 1974
Tony Phillips at Baltimore, May 16, 1986
Stan Javier vs. Cleveland, July 18, 1988
Luis Polonia at Kansas City, September 9, 1988
Rickey Henderson vs. Texas, September 29, 1991
Jason Giambi at Seattle, July 2, 1996
Dave Magadan vs. New York, August 27, 1997
Ben Grieve at Cleveland, April 29, 1998
Mike Stanley at Toronto, September 4, 2000

Most Singles

Career.....	1271 (Rickey Henderson, 1979-84, 89-95, 98)
Season.....	153 (Carney Lansford, 1989)
Season, Rookie.....	117 (Brent Gates, 1993)
Game.....	5 (several times. Last: Stan Javier, July 18, 1988)

Most Doubles

Career.....	289 (Rickey Henderson, 1979-84, 89-95, 98)
Season.....	47 (Jason Giambi, 2001)
Season, Rookie.....	41 (Ben Grieve, 1998)
Game.....	3 (14 times. Most recent: Jason Giambi at Toronto, August 15, 1999)

Most Triples

Career.....	41 (Rickey Henderson, 1979-84, 89-95, 98)
Season.....	12 (Phil Garner, 1976)
Season, Rookie.....	10 (Luis Polonia, 1987)
Game.....	2 (several times. Last: Ray Durham at Detroit, August 24, 2002)

Most Home Runs

Career.....	363 (Mark McGwire, 1986-97)
Career, Pinch Hit.....	5 (Mark McGwire, 1986-97)
	5 (Terry Steinbach, 1986-96)
	5 (Mike Aldrete, 1993-95)
	5 (Jeff Burroughs, 1982-84)
Career, Designated Hitter.....	98 (Dave Kingman, 1984-86)
Career, Grand Slams.....	9 (Mark McGwire, 1986-97)
Career, Inside The Park.....	4 (Reggie Jackson, 1968-75, 87)
Season, Right Hander.....	52 (Mark McGwire, 1996)
Season, Left Hander.....	47 (Reggie Jackson, 1969)
Season, Switch Hitter.....	23 (Ruben Sierra, 1994)
Season, Pinch Hitter.....	4 (Jeff Burroughs, 1982)

Oakland Athletics Records

Season, Designated Hitter	35 (John Jaha, 1999)
	35 (Dave Kingman, 1986)
	35 (Dave Kingman, 1984)
Season, Grand Slams	4 (Jason Giambi, 2000)
Season, Inside The Park	2 (Reggie Jackson, 1968)
Season, Rookie	49 ^A (Mark McGwire, 1987)
Season, Home	27 (Jason Giambi, 2001)
Season, Road	28 (Mark McGwire, 1987 and 1996)
	28 (Jose Canseco, 1991)
Month	15 (Mark McGwire, May, 1987)
Game	3 (Reggie Jackson vs. Seattle, July 2, 1969)
	3 (Dave Kingman at Seattle, April 16, 1984)
	3 (Mark McGwire at Cleveland, June 27, 1987)
	3 (Jose Canseco at Toronto, July 3, 1988)
	3 (Harold Baines vs. Baltimore, May 7, 1991)
	3 (Dave Henderson vs. Minnesota, August 3, 1991)
	3 (Mark McGwire at Boston, June 11, 1995)
	3 (Ernie Young vs. Minnesota, May 10, 1996)
	3 (Geronimo Berroa at New York, May 22, 1996)
	3 (Geronimo Berroa vs. Minnesota, August 12, 1996)
	3 (Miguel Tejada vs. Los Angeles, June 11, 1999)
	3 (Miguel Tejada at Texas, June 30, 2001)
Game, Both Sides of Plate	Ruben Sierra (June 7, 1994)
Two Consecutive Games	5 ^A (Mark McGwire, June 27-28, 1987)
	5 ^A (Mark McGwire, June 10-11, 1995)
Inning	2 ^A (Mark McGwire, September 22, 1996; 5th inn.)
Consecutive Games With Home Run	5
	(Matt Stairs, July 30-August 3, 1998)
	(Dave Kingman, August 3-8, 1986)
Consecutive At Bats With Home Run	4
	(Mike Epstein vs. Washington, June 15-16, 1971)
Home Run, First Major League At Bat	twice:
	(Joe Keough, August 7, 1968 at New York, G#2)
	(Terry Steinbach, September 12, 1986 at Cleveland)

Most RBI

Career	941 (Mark McGwire, 1986-97)
Season, Left Hander	137 (Jason Giambi, 2000)
Season, Right Hander	131 (Miguel Tejada, 2002)
Season, Switch Hitter	101 (Ruben Sierra, 1993)
Season, Pinch Hitter	12 (Tommy Davis, 1971)
	12 (Jeff Burroughs, 1982)
Season, Designated Hitter	112 (Dave Kingman, 1984)
Season, Rookie	118 (Mark McGwire, 1987)
Game	10 (Reggie Jackson at Boston, June 14, 1969)
Inning	6 ^A (Matt Stairs vs. California, July 5, 1996; 1st inn.)
Consecutive Games With RBI	10
	(Rick Monday, April 20-30, 1969)

Most Total Bases

Career	2640 (Rickey Henderson, 1979-84, 89-95, 98)
Season	347 (Jose Canseco, 1988)
Season, Rookie	344 (Mark McGwire, 1987)
Game	14 (Harold Baines vs. Baltimore, May 7, 1991)

Most Extra Base Hits

Career	563 (Mark McGwire, 1986-97)
Season	87 (Jason Giambi, 2001)
Season, Rookie	81 (Mark McGwire, 1987)

Most Walks

Career	1227 (Rickey Henderson, 1979-84, 89-95, 98)
Career, Intentional	84 (Reggie Jackson, 1968-75, 87)
Season	137 (Jason Giambi, 2000)
Season, Rookie	86 (Wayne Gross, 1977)
Season, Intentional	24 (Jason Giambi, 2001)
Game	5 (Bill North vs. California, September 17, 1973)
	5 (Rickey Henderson vs. California, April 8, 1982)
	5 (Jose Canseco at Texas, August 4, 1992)
	5 (Mark McGwire vs. Kansas City, April 26, 1997)
Consecutive	7 ^A (Jose Canseco, August 4-5, 1992)

Most Strikeouts

Career	1180 (Reggie Jackson, 1968-75, 87)
Season	175 (Jose Canseco, 1986)
Season, Rookie	175 (Jose Canseco, 1986)
Game	5 ^A (Reggie Jackson vs. Minnesota, September 27, 1968)
	5 ^A (Rick Monday at Boston, April 29, 1970)
	5 ^A (Jose Canseco vs. Kansas City, July 16, 1997)
	5 ^A (John Jaha at Cleveland, April 20, 2000)
Consecutive Games	8 (Rick Monday, April 28-29, 1970)
	8 (Jose Canseco, July 14-16, 1997)

Most Hit By Pitch

Career	59 (Sal Bando, 1968-76)
Season	20 (Don Baylor, 1976)
Season, Rookie	15 (Olmedo Saenz, 1999)

Most Sacrifice Hits

Career	101 (Bert Campaneris, 1968-76)
Season	22 (Dwayne Murphy, 1980)
Season, Rookie	21 (Phil Garner, 1975)

Most Sacrifice Flies

Career	59 (Mark McGwire, 1986-87)
Season	14 (Dave Kingman, 1984)
Season, Rookie	9 (Jose Canseco, 1986)
Game	2 (several times)

Last: Jason Giambi, August 16, 2001 at Toronto)

HITTING FOR THE CYCLE (15 total)

Harry Davis at Boston, July 10, 1901
 Nap Lajoie at Cleveland, July 30, 1901
 Danny Murphy vs. St. Louis, August 25, 1910
 Frank Baker at New York, July 3, 1911 (second game)
 Mickey Cochrane at Washington, July 22, 1932
 Mickey Cochrane at New York, August 2, 1933
 Pinky Higgins at Washington, August 6, 1933
 Jimmie Foxx at Cleveland, August 14, 1933

Doc Cramer at New York, June 10, 1934
 Sam Chapman at St. Louis, May 5, 1939
 Elmer Valo at Chicago, August 2, 1950
 Tony Phillips at Baltimore, May 16, 1986
 Mike Blowers at Chicago, May 18, 1998
 Eric Chavez vs. Baltimore, June 21, 2000
 Miguel Tejada at Seattle, September 29, 2001

Oakland Athletics Records

Most Grounded Into Double Plays

Career	137 (Terry Steinbach, 1986-96)
Season	32 (Ben Grieve, 2000)
Season, Rookie	18 (Ben Grieve, 1998)
	18 (Terrence Long, 2000)

Most Stolen Bases

Career	867 (Rickey Henderson, 1979-84, 89-95, 98)
Season	130 [^] (Rickey Henderson, 1982)
Season, Rookie	42 (Mitchell Page, 1977)
Game	5 (Bert Campaneris vs. Minnesota, May 24, 1976)
	5 (Rickey Henderson vs. Seattle, July 29, 1989)
Consecutive	28 (Stan Javier, May 31-October 1, 1995)

Most Caught Stealing

Career	219 (Rickey Henderson, 1979-84, 89-95, 98)
Season	42 [^] (Rickey Henderson, 1982)
Season, Rookie	21* (Mike Edwards, 1978)

INDIVIDUAL PITCHING

Most Games Won

Career	131 (Jim Hunter, 1968-74)
Season, Right Hander	27 (Bob Welch, 1990)
Season, Left Hander	24 (Vida Blue, 1971)
Season, Rookie	12 (Chris Codiroli, 1983)
Consecutive	13 (Jim Hunter, 1973)

Most Games Lost

Career	105 (Rick Langford, 1977-86)
Season, Right Hander	20 (Brian Kingman, 1980)
Season, Left Hander	19 (Vida Blue, 1977)
Season, Rookie	19 (Rick Langford, 1977)
Consecutive	14 (Matt Keough, 1979)

Most Saves

Career	320 (Dennis Eckersley, 1987-95)
Season, Right Hander	51 (Dennis Eckersley, 1992)
Season, Left Hander	12 (Rick Honeycutt, 1989)
Season, Rookie	12 (Rollie Fingers, 1969)
Consecutive Saves (since 1988)	40 (Dennis Eckersley, September 15, 1991-August 8, 1992)

Lowest Earned Run Average

Career	2.74 (Dennis Eckersley, 1987-95)
Season, Starter	1.82 (Vida Blue, 1971)
Season, Reliever	0.61 (Dennis Eckersley, 1990)
Season, Rookie (min. 100 ip)	2.93 (Dave Hamilton, 1972)

Most Games

Career	525 (Dennis Eckersley, 1987-95)
Season	84 (Billy Koch, 2002)
Season, Rookie	71 (Aaron Small, 1997)
Consecutive	6 (Buddy Groom, July 11-19, 1999)
	6 (Darold Knowles, August 7-12, 1972)
	6 (Paul Lindblad, August 21-27, 1970)
	6 (Bob Locker, August 21-27, 1970)

Most Games Started

Career	262 (Vida Blue, 1969-77)
Season	41 (Jim Hunter, 1974)
Season, Rookie	32 (Matt Keough, 1978)
Consecutive	241 (Dave Stewart, July 29, 1986 to July 17, 1995)

Most Complete Games

Career	105 (Vida Blue, 1969-77)
Season	28 (Rick Langford, 1980)
Season, Rookie	8 (Steve McCatty, 1979)
Consecutive	22 (Rick Langford, May 23-Sept. 12, 1980)
Consecutive Won	9 (Rick Langford, July 15-August 15, 1980)

Most Shutouts

Career	28 (Vida Blue, 1969-77)
Season	8 (Vida Blue, 1971)
Season, Rookie	2 (Vida Blue, 1970)
	2 (John Johnson, 1978)
	2 (Chris Codiroli, 1983)
Consecutive	3 (Mike Torrez, September 3, 7, 11, 1976)
	3 (Bobby Witt, June 23, 28, July 3, 1994)
Consecutive Scoreless IP, Starter	37.0 (Mike Torrez, 1976)
Consecutive Scoreless IP, Reliever	32.1 (Paul Lindblad, 1975)

Most Innings Pitched

Career	1946.0 (Vida Blue, 1969-77)
Season	318 (Jim Hunter, 1974)
Season, Rookie	208.1 (Rick Langford, 1977)

Hits

Career, Most	1650 (Vida Blue, 1969-77)
Season, Most	284 (Vida Blue, 1977)
Season, Rookie	223 (Rick Langford, 1977)
Season, Low-Hit Games (0,1,2)	3 (Ron Darling, 1992)
Game, Most	17 (Mike Norris vs. Milwaukee, September 26, 1980)
Game, Fewest	0 [^]
	Dave Stewart at Toronto, June 29, 1990
	Mike Warren vs. Chicago, September 29, 1983
	Vida Blue, Glenn Abbott, Paul Lindblad and Rollie Fingers vs. California, September 28, 1975
	Vida Blue vs. Minnesota, September 21, 1970
	Jim Hunter vs. Minnesota, May 8, 1968 (Perfect game)
Consecutive Games, Fewest	3 (Bobby Witt, June 23-28, 1994)

Most Runs

Career	784 (Dave Stewart, 1986-92, 95)
Season	144 (Matt Keough, 1982)
Season, Rookie	115 (Chris Codiroli, 1983)
Game	14 (Mike Oquist vs. New York, August 3, 1998)

Oakland Athletics Records

Most Earned Runs

Career	712 (Dave Stewart, 1986-92, 95)
Season	133 (Matt Keough, 1982)
Season, Rookie.....	102 (Chris Codiroli, 1983)
Game	14 (Mike Oquist vs. New York, August 3, 1998)

Most Walks

Career	655 (Dave Stewart, 1986-92, 95)
Season	112 (John Odom, 1969)
Season, Rookie.....	102 (Eric Plunk, 1986)
Game	9 (five times. Last: Kelly Downs vs. Baltimore, August 31, 1992)

Most Strikeouts

Career	1315 (Vida Blue, 1969-77)
Season	301 (Vida Blue, 1971)
Season, Rookie.....	141 (Rick Langford, 1977)
Season, 10 strikeout games.....	11 (Vida Blue, 1971)
Game, nine innings	16 (Jose Rijo at Seattle, April 19, 1986)
Game, extra innings.....	17 (Vida Blue vs. California, July 9, 1971)
Two Consecutive Games	30 (Jose Rijo, April 19-24, 1986)
Three Consecutive Games	38 (Jose Rijo, April 19-30, 1986)
Inning	4 ^A (Erik Hiljus, June 30, 2001 at Texas; 7th inn.)
	4 ^A (Blake Stein, July 27, 1998 at Tampa Bay; 4th inn.)

Most Home Runs

Career	207 (Jim Hunter, 1968-74)
Season	39 (Jim Hunter, 1973)
Season, Rookie.....	24 (John Wasdin, 1996)
Game	5 (Curt Young at Detroit, July 7, 1988) 5 (Dave Telgheder at Seattle, September 21, 1996)
Consecutive IP, No HR, Starter	140.2 (Vida Blue, 1976)
Consecutive IP, No HR, Reliever	90.1 (Paul Lindblad, May 31, 1975 to April 13, 1976)

Most Hit Batters

Career	45 (Mike Norris, 1975-83, 90)
Season	13 (Barry Zito, 2001)
Season, Rookie.....	10 (Steve McCatty, 1979)
Game	3 (Jim Umbarger vs. Texas, August 8, 1977) 3 (Dave Stewart vs. New York, May 9, 1990) 3 (Gil Heredia at Seattle, September 21, 1998)

Most Wild Pitches

Career	79 (Dave Stewart, 1986-92, 95)
Season	22 (Mike Moore, 1992)
Season, Rookie.....	15 (Blake Stein, 1998)

^{*}indicates American League record

^Aindicates Major League record

OAKLAND 20-GAME WINNERS

Pitcher	Year	Record	Pct.	ERA	IP
Vida Blue	1971	24-8	.750	*1.82	312.0
Jim Hunter	1971	21-11	.656	2.96	274.0
Jim Hunter	1972	21-7	*.750	2.04	295.0
Vida Blue	1973	20-9	.690	3.20	263.2
Ken Holtzman	1973	21-13	.618	2.97	297.1
Jim Hunter	1973	21-5	*.808	3.34	256.0
Jim Hunter	1974	*25-12	.676	*2.49	318.0
Vida Blue	1975	22-11	.667	3.01	270.0
Mike Norris	1980	22-9	.710	2.63	284.0
Dave Stewart	1987	**20-13	.606	3.68	261.1
Dave Stewart	1988	21-12	.636	3.23	**275.2
Dave Stewart	1989	21-9	.700	3.32	257.2
Bob Welch	1990	*27-6	*.818	2.95	238.0
Dave Stewart	1990	22-11	.667	2.56	*267.0
Tim Hudson	2000	**20-6	*.769	4.14	202.1
Mark Mulder	2001	*21-8	.724	3.45	229.1
Barry Zito	2002	*23-5	.821	2.75	229.1

* Led league

** Tied for league lead

Franchise Career Batting Leaders

Games

Campaneris	1795
Henderson, R.	1704
Dykes	1702
Bando	1468
Johnson, B.	1459
Suder	1421
Davis, H.	1413
Murphy, Da.	1411
Miller	1361
Valo	1361

At Bats

Campaneris	7180
Henderson, R.	6140
Dykes	6023
Johnson, B.	5428
Davis, H.	5367
Bando	5145
Murphy, Da.	5134
Simmons	5132
Suder	5085
Miller	4762

Runs

Henderson, R.	1270
Johnson, B.	997
Campaneris	983
Foxx	975
Simmons	969
Bishop	882
Dykes	881
Cochrane	823
Davis, H.	811
McGwire	773

Hits

Campaneris	1882
Simmons	1827
Henderson, R.	1768
Dykes	1705
Johnson, B.	1617
Davis, H.	1498
Foxx	1492
Murphy, Da.	1488
Miller	1483
Lansford	1317
Cochrane	1317

Doubles

Dykes	365
Simmons	348
Davis, H.	319
Johnson, B.	307
Miller	292
Henderson, R.	289
Murphy, Da.	275
Moses	274
Campaneris	270
Foxx	257



Rickey Henderson

Triples

Murphy, Da.	102
Simmons	98
Baker	88
Collins	84
Davis, H.	83
Foxx	79
Oldring	75
Hartsel	74
Miller	73
Dykes	73

Home Runs

McGwire	363
Foxx	302
Jackson	269
Canseco	254
Johnson, B.	252
Simmons	209
Bando	192
Zernial	191
Giambi	187
Chapman	174

Runs Batted In

Simmons	1178
Foxx	1074
Johnson, B.	1040
McGwire	941
Bando	796
Canseco	793
Jackson	776
Dykes	764
Miller	762
Davis, H.	762

Walks

Henderson, R.	1227
Bishop	1043
Johnson	853
McGwire	847
Valo	821
Bando	792
Foxx	781
Joost	768
Hartsel	733
Murphy, Dw.	694

Strikeouts

Jackson	1226
Canseco	1096
McGwire	1043
Campaneris	933
Henderson, R.	915
Murphy, Dw.	883
Green	785
Dykes	705
Bando	702
Steinbach	689

Total Bases

Simmons	2998
Johnson, B.	2824
Foxx	2813
Henderson, R.	2640
Campaneris	2502
Dykes	2477
McGwire	2451
Jackson	2323
Miller	2206
Davis, H.	2187

Extra Base Hits

Simmons	655
Foxx	638
Johnson, B.	631
McGwire	563
Jackson	530
Dykes	525
Henderson, R.	497
Davis, H.	470
Miller	460
Canseco	448

Stolen Bases

Henderson, R.	867
Campaneris	566
Collins	377
North	232
Davis, H.	223
Hartsell	195
Oldring	187
Murphy, Da.	185
Baker, F.	172
Lansford	146

Batting Average

Simmons	.356
Foxx	.339
Collins	.336
Cochrane	.321
Baker	.321
McInnis	.313
Miller	.311
Giambi	.308
Cramer	.308
Higgins	.307
Moses	.307

(Min. 2000 at bats)

Slugging Percentage

Foxx	.640
Simmons	.584
McGwire	.551
Giambi	.545
Johnson, B.	.520
Stairs	.509
Canseco	.507
Chavez	.499
Jackson	.496
Cochrane	.490

(Min. 2000 at bats)

On-Base Percentage

Foxx	.440
Fain	.426
Bishop	.423
Collins	.422
Giambi	.412
Cochrane	.412
Henderson, R.	.409
Valo	.403
Simmons	.398
Johnson, B.	.395

(Min. 2000 at bats)

Oakland Career Batting Leaders

Games

Henderson, R.	1704
Bando	1410
McGwire	1329
Jackson	1311
Campaneris	1295
Murphy	1213
Lansford	1203
Steinbach	1199
Rudi	1088
Canseco	1058

At Bats

Henderson, R.	6140
Campaneris	5159
Bando	4991
Lansford	4568
Jackson	4568
McGwire	4448
Steinbach	4162
Murphy	4047
Canseco	3970
Rudi	3950

Runs

Henderson, R.	1270
McGwire	773
Jackson	743
Bando	725
Campaneris	722
Canseco	662
Lansford	617
Murphy	614
Giambi	601
Steinbach	498

Hits

Henderson, R.	1768
Campaneris	1355
Lansford	1317
Bando	1279
Jackson	1207
McGwire	1157
Steinbach	1144
Rudi	1079
Giambi	1048
Canseco	1048

Doubles

Henderson, R.	289
Jackson	230
Giambi	228
Rudi	214
Bando	208
Steinbach	205
Lansford	201
McGwire	195
Canseco	186
Campaneris	175



Reggie Jackson

Triples

Henderson, R.	41
Campaneris	39
Rudi	32
Phillips	29
Lansford	23
Jackson	23
North	23
Bando	22
Monday	21
Page	21

Home Runs

McGwire	363
Jackson	268
Canseco	254
Bando	192
Giambi	187
Henderson, R.	167
Murphy	153
Steinbach	132
Tejada	129
Stairs	122

Runs Batted In

McGwire	941
Canseco	793
Bando	789
Jackson	770
Giambi	675
Henderson, R.	648
Steinbach	595
Murphy	563
Lansford	548
Rudi	539

Walks

Henderson, R.	1227
McGwire	847
Bando	775
Murphy	693
Jackson	623
Giambi	586
Tenace	475
Canseco	469
Phillips	413
Campaneris	387

Strikeouts

Jackson	1180
Canseco	1096
McGwire	1043
Henderson, R.	915
Murphy	883
Steinbach	689
Bando	675
Campaneris	667
Giambi	602
Armas	599

Total Bases

Henderson, R.	2640
McGwire	2451
Jackson	2287
Bando	2107
Canseco	2012
Giambi	1851
Lansford	1846
Steinbach	1773
Campaneris	1764
Rudi	1705

Extra Base Hits

McGwire	563
Jackson	521
Henderson, R.	497
Canseco	448
Giambi	422
Bando	422
Rudi	362
Steinbach	351
Lansford	318
Murphy	302

Stolen Bases

Henderson, R.	867
Campaneris	398
North	232
Lansford	146
Jackson	144
Canseco	135
Davis	121
Page	104
Javier	103
Murphy	99

Batting Average

Giambi	.308
Berroa	.293
Lansford	.288
Henderson, R.	.288
Washington, C.	.285
Grieve	.280
Revering	.279
Chavez	.275
Steinbach	.275
Cater	.275

(Min. 1000 at bats)

Slugging Percentage

McGwire	.551
Giambi	.545
Stairs	.509
Canseco	.507
Jackson	.501
Berroa	.499
Chavez	.499
Grieve	.475
Tejada	.458
Revering	.452

(Min. 1000 at bats)

On-Base Percentage

Giambi	.412
Henderson, R.	.409
McGwire	.380
Tenace	.374
Monday	.371
Grieve	.370
Washington	.367
North	.364
Stairs	.363
Berroa	.361

(Min. 1000 at bats)

Franchise Career Pitching Leaders

Games	
Eckersley	525
Plank	524
Fingers	502
Rommel	500
Lindblad	479
Walberg	412
Grove	402
Honeycutt	387
Bender	385
Hunter	363

Wins	
Plank	284
Grove	195
Bender	193
Rommel	171
Hunter	161
Walberg	134
Waddell	131
Blue	124
Stewart	119
Coombs	115



Lefty Grove

Innings Pitched	
Plank	3860.2
Bender	2603.0
Rommel	2556.1
Hunter	2456.1
Grove	2400.2
Walberg	2186.2
Blue	1945.2
Waddell	1869.1
Kellner	1730.1
Stewart	1717.1

Games Started	
Plank	459
Hunter	340
Bender	288
Grove	267
Walberg	267
Blue	262
Rommel	249
Stewart	245
Kellner	239
Odom	214

Losses	
Plank	162
Rommel	119
Walberg	114
Hunter	113
Kellner	108
Langford	105
Bender	102
Harriss	93
Blue	86
Naylor	83

Walks	
Plank	913
Walberg	853
Grove	740
Odom	732

Rommel	724
Kellner	717
Hunter	687
Marchildon	682
Stewart	655
Blue	617

Complete Games	
Plank	362
Bender	230
Grove	181
Waddell	168
Rommel	147
Coombs	136
Walberg	126
Hunter	116
Blue	105
Kellner	95

Saves	
Eckersley	320
Fingers	136
Taylor	100
Isringhausen	75
Howell	61
Koch	44
Caudill	37
Lindblad	34
Honeycutt	32
Knowles	30

(Since 1969)

Strikeouts	
Plank	1985
Waddell	1576
Bender	1536
Grove	1523
Hunter	1520
Blue	1315
Stewart	1152
Walberg	907

Coombs	870
Odom	799

Shutouts	
Plank	59
Waddell	37
Bender	37
Hunter	31
Blue	28
Coombs	28
Grove	20
Rommel	18
Dyggert	16
Bush	15
Walberg	15

ERA	
Waddell	1.97
Morgan	2.15
Bender	2.32
Plank	2.39
Coombs	2.60
Dyggert	2.65
Eckersley	2.74
Grove	2.88
Fingers	2.91
Holtzman	2.92

(Min. 600 innings pitched)

Won-Loss Pct.	
Grove	195-79712
Bender	193-102654
Plank	284-162637
Coombs	115-67632
Earnshaw	98-58628
Welch	96-60615
Waddell	131-82615
Stewart	119-78604
Mahaffey	64-43598
Quinn	69-47595

(Min. 100 decisions)

A'S PITCHERS CAREER HITTING

PITCHER	AB	R	H	2B	3B	HR	RBI	SH	SF	HP	BB	SO	SB	CS	AVG.
Bowie	14	0	3	0	0	0	3	0	0	0	1	3	0	0	.214
Fikac	2	0	0	0	0	0	0	0	0	0	0	1	0	0	.000
Foulke	16	0	2	0	0	0	0	2	0	0	0	5	0	0	.125
Halama	18	2	2	1	0	0	0	3	0	0	3	10	0	0	.111
Harang	3	0	0	0	0	0	0	0	0	0	0	3	0	0	.000
Hudson	20	2	2	1	0	0	0	0	0	0	2	7	0	0	.100
Lilly	9	0	1	0	0	0	0	3	0	0	0	4	0	0	.111
Mecir	1	0	0	0	0	0	0	0	0	0	0	0	0	0	.000
Mulder	14	0	1	0	0	0	0	0	0	0	0	5	0	0	.071
Rincon	4	0	0	0	0	0	0	1	0	0	0	1	0	0	.000
Zito	9	0	0	0	0	0	0	2	0	0	0	7	0	0	.000

Oakland Career Pitching Leaders

Games	Losses
Eckersley 525	Langford 105
Fingers 502	Blue 86
Lindblad 391	Stewart 78
Honeycutt 387	Hunter 77
Groom 301	Keough 75
Nelson 281	McCatty 63
Taylor 281	Odom 61
Blue 273	Fingers 61
Hunter 266	Welch 60
Mohler 262	Norris 59

Wins	Walks
Hunter 131	Stewart 655
Blue 124	Blue 617
Stewart 119	Odom 598
Welch 96	McCatty 520
Holtzman 77	Norris 499
Langford 73	Hunter 493
Odom 71	Welch 469
Fingers 67	Keough 456
Moore 66	Langford 402
Young 65	Moore 375

Innings Pitched	Complete Games
Blue 1946.0	Blue 105
Hunter 1886.1	Hunter 96
Stewart 1717.1	Langford 85
Langford 1467.2	Holtzman 54
Welch 1271.1	Keough 53
Odom 1202.1	Norris 52
McCatty 1189.0	Stewart 49
Norris 1123.2	McCatty 45
Holtzman 1083.2	Dobson 42
Keough 1060.2	Odom 34

Games Started	Saves
Blue 262	Eckersley 320
Hunter 260	Fingers 136
Stewart 245	Taylor 100
Welch 195	Isringhausen 75
Langford 195	Howell 61
Odom 178	Koch 44
McCatty 161	Caudill 37
Norris 157	Lindblad 34
Keough 155	Honeycutt 32
Young 155	Knowles 30



Dave Stewart

Strikeouts	ERA
Blue 1315	Eckersley 2.74
Stewart 1152	Nash 2.75
Hunter 1139	Segui 2.78
Fingers 784	Fingers 2.91
Welch 677	Holtzman 2.92
Odom 675	Blue 2.95
Eckersley 658	Lindblad 2.98
Langford 654	Hunter 3.00
Norris 636	Zito 3.04
Hudson 634	Honeycutt 3.10

(Min. 300 innings pitched)

Shutouts	Won-Loss Pct.
Blue 28	Zito 47-17 734
Hunter 24	Hudson 64-26 711
Holtzman 13	Mulder 49-25 662
Odom 11	Davis 38-21 644
Dobson 10	Hunter 131-77 630
Langford 10	Lindblad 42-26 618
Stewart 9	Welch 96-60 615
Nash 7	Stewart 119-78 604
Norris 7	Blue 124-86 590
Keough 7	Moore 66-46 589
McCatty 7	

(Min. 50 decisions)

LASTS BY A'S PITCHERS

Run:	Tim Hudson, June 14, 2002 at San Francisco
Hit:	Tim Hudson, June 14, 2002 at San Francisco
Double:	Tim Hudson, June 14, 2002 at San Francisco
Triple:	John Odom, August 22, 1971 vs. Boston (Game 1)
Homer:	John Odom, September 4, 1972 vs. California (Game 1)

RBI:	Kenny Rogers, June 6, 1999 at San Francisco
Walk:	Tim Hudson, June 14, 2002 at San Francisco
Stolen Base:	Gene Nelson, July 3, 1988 at Toronto (pinch runner)

Franchise Season Batting Leaders

Games

Long (2002)	162
Tejada (2002)	162
Long (2001)	162
Tejada (2001)	162
Griffin (1986)	162
Griffin (1985)	162
Bando (1973)	162
Bando (1969)	162
Bando (1968)	162
Siebern (1962)	162

At Bats

Simmons (1932)	670
Tejada (2002)	662
Cramer (1933)	661
Simmons (1925)	658
Finney (1936)	653
Moses (1937)	649
Cramer (1934)	649
Damon (2001)	644
Cramer (1935)	644
Campaneris (1968)	642

Runs

Simmons (1930)	152
Foxx (1932)	151
Lajoie (1901)	145
Simmons (1932)	144
Collins (1912)	137
Joost (1949)	128
Foxx (1930)	127
Foxx (1933)	125
Collins (1913)	125
Jackson (1969)	123
Foxx (1929)	123

Hits

Simmons (1925)	253
Lajoie (1901)	232
Simmons (1932)	216
Cramer (1935)	214
Foxx (1932)	213
Simmons (1929)	212
Simmons (1930)	211
Moses (1937)	208
Foxx (1933)	204
Tejada (2002)	204

Doubles

Simmons (1926)	53
Moses (1937)	48
Lajoie (1901)	48
Giambi (2001)	47
McNair (1932)	47
H. Davis (1905)	47
Seybold (1903)	45
B. Johnson (1933)	44
five tied with	43



Jimmie Foxx

Triples

Baker (1912)	21
Baker (1909)	19
Da. Murphy (1910)	18
Da. Murphy (1904)	17
Simmons (1930)	16
Miller (1929)	16
Strunk (1915)	16
Cimoli (1962)	15
Witt (1916)	15
Baker (1910)	15
Collins (1910)	15

Home Runs

Foxx (1932)	58
McGwire (1996)	52
McGwire (1987)	49
Foxx (1933)	48
Jackson (1969)	47
Canseco (1991)	44
Foxx (1929)	44
Giambi (2000)	43
McGwire (1992)	42
Canseco (1988)	42
Zernial (1953)	42

Runs Batted In

Foxx (1932)	169
Simmons (1930)	165
Foxx (1933)	163
Simmons (1929)	157
Foxx (1930)	156
Simmons (1932)	151
Giambi (2000)	137
Tejada (2002)	131
Baker (1912)	130
Foxx (1934)	130

Walks

Joost (1949)	149
Giambi (2000)	137
Fain (1949)	136
Fain (1950)	133
Giambi (2001)	129
Bishop (1930)	128
Bishop (1929)	128
Joost (1952)	122
Hartsel (1905)	121
Valo (1949)	119
Joost (1948)	119

Strikeouts

Canseco (1986)	175
Jackson (1968)	171
Jackson (1971)	161
Canseco (1990)	158
Canseco (1987)	157
Canseco (1991)	152
Monday (1968)	143
Mathews (1964)	143
Jackson (1969)	142
Jackson (1970)	135

Total Bases

Foxx (1932)	438
Foxx (1933)	403
Simmons (1930)	392
Simmons (1925)	392
Simmons (1929)	373
Simmons (1932)	367
Foxx (1930)	358
Moses (1937)	357
Foxx (1934)	352
Canseco (1988)	347

Extra Base Hits

Foxx (1932)	100
Foxx (1933)	94
Simmons (1930)	93
Giambi (2001)	87
Jackson (1969)	86
Moses (1937)	86
Simmons (1929)	84
Foxx (1930)	83
Simmons (1926)	82
McGwire (1987)	81

Stolen Bases

RHenderson (1982)	130
RHenderson (1983)	108
RHenderson (1980)	100
Collins (1910)	81
North (1976)	75
Collins (1909)	67
RHenderson (1998)	66
RHenderson (1984)	66
RHenderson (1990)	65
Collins (1912)	63

Batting Average

Lajoie (1901)	.426
Simmons (1927)	.392
Simmons (1931)	.390
Simmons (1925)	.384
Simmons (1930)	.381
Collins (1911)	.365
Simmons (1929)	.365
Foxx (1932)	.364
Cochrane (1930)	.357
Cobb (1927)	.357

(Min. 400 at bats)

Slugging Percentage

Foxx (1932)	.749
McGwire (1996)	.730
Simmons (1930)	.708
Foxx (1933)	.703
Giambi (2001)	.660
Foxx (1934)	.653
Giambi (2000)	.647
Simmons (1927)	.645
Lajoie (1901)	.643
Simmons (1929)	.642

(Min. 400 at bats)

On-Base Percentage

Giambi (2001)	.477
Giambi (2000)	.476
Foxx (1932)	.469
McGwire (1996)	.467
Foxx (1929)	.463
Lajoie (1901)	.463
Foxx (1935)	.461
Cochrane (1933)	.459
Collins (1914)	.452
Collins (1911)	.451
Fain (1951)	.451

(Min. 400 at bats)

Oakland Season Batting Leaders

Games	
Long (2002)	162
Tejada (2002)	162
Long (2001)	162
Tejada (2001)	162
Griffin (1986)	162
Griffin (1985)	162
Bando (1973)	162
Bando (1969)	162
Bando (1968)	162
four players tied	160

At Bats	
Tejada (2002)	662
Damon (2001)	644
Campaneris (1968)	642
Sierra (1993)	630
Canseco (1987)	630
Long (2001)	629
Armas (1980)	628
Campaneris (1972)	625
Tejada (2001)	622
Griffin (1985)	614

Runs	
Jackson (1969)	123
Canseco (1988)	120
RHenderson (1990)	119
RHenderson (1982)	119
Giambi (1999)	115
Canseco (1991)	115
RHenderson (1984)	113
RHenderson (1980)	111
Giambi (2001)	109
three players tied	108

Hits	
Tejada (2002)	204
Canseco (1988)	187
Lansford (1989)	185
Washington (1975)	182
Giambi (1999)	181
Rudi (1972)	181
Lansford (1984)	179
RHenderson (1980)	179
Giambi (2001)	178
Long (2001)	178

Doubles	
Giambi (2001)	47
Chavez (2001)	43
Grieve (1998)	41
Giambi (1997)	41
Grieve (2000)	40
Giambi (1996)	40
Jackson (1975)	39
Rudi (1974)	39
DHenderson (1988)	38
Long (2001)	37



Mark McGwire

Triples	
Garner (1976)	12
Polonia (1987)	10
Rudi (1972)	9
Campaneris (1968)	9
Armas (1980)	8
Page (1977)	8
Campaneris (1974)	8
seven players tied	7

Home Runs	
McGwire (1996)	52
McGwire (1987)	49
Jackson (1969)	47
Canseco (1991)	44
Giambi (2000)	43
McGwire (1992)	42
Canseco (1988)	42
McGwire (1995)	39
McGwire (1990)	39
Giambi (2001)	38
Stairs (1999)	38

Runs Batted In	
Giambi (2000)	137
Tejada (2002)	131
Canseco (1988)	124
Giambi (1999)	123
Canseco (1991)	122
Tejada (2001)	120
McGwire (1987)	118
Kingman (1984)	118
Jackson (1969)	118
Canseco (1986)	117
Jackson (1973)	117

Walks	
Giambi (2000)	137
Giambi (2001)	129
RHenderson (1998)	118
Bando (1970)	118
RHenderson (1980)	117
McGwire (1996)	116
RHenderson (1982)	116
Jackson (1969)	114
Bando (1969)	111
McGwire (1990)	110
Tenace (1974)	110

Strikeouts	
Canseco (1986)	175
Jackson (1968)	171
Jackson (1971)	161
Canseco (1990)	158
Canseco (1987)	157
Canseco (1991)	152
Monday (1968)	143
Jackson (1969)	142
Jackson (1970)	135
Jackson (1975)	133

Total Bases	
Canseco (1988)	347
McGwire (1987)	344
Giambi (2001)	343
Tejada (2002)	336
Jackson (1969)	334
Giambi (2000)	330
Giambi (1999)	318
Canseco (1991)	318
Armas (1980)	314
Berroa (1996)	312

Extra Base Hits	
Giambi (2001)	87
Jackson (1969)	86
McGwire (1987)	81
Jackson (1975)	78
Canseco (1991)	77
Canseco (1988)	76
Chavez (2001)	75
McGwire (1996)	73
Giambi (2000)	73
Giambi (1999)	70

Stolen Bases	
RHenderson (1982)	130
RHenderson (1983)	108
RHenderson (1980)	100
North (1976)	75
RHenderson (1998)	66
RHenderson (1984)	66
RHenderson (1990)	65
Campaneris (1969)	62
Campaneris (1968)	62
RHenderson (1991)	58

Batting Average	
Giambi (2001)	.342
Lansford (1989)	.336
Giambi (2000)	.333
RHenderson (1990)	.325
RHenderson (1981)	.319
Giambi (1999)	.315
McGwire (1996)	.312
Washington (1975)	.308
Tejada (2002)	.308
Canseco (1988)	.307
Page (1977)	.307

(Min. 400 at bats)

Slugging Percentage	
McGwire (1996)	.730
Giambi (2001)	.660
Giambi (2000)	.647
McGwire (1987)	.618
Jackson (1969)	.608
McGwire (1992)	.585
RHenderson (1990)	.577
Canseco (1988)	.569
Jaha (1999)	.556
Canseco (1991)	.556

(Min. 400 at bats)

On-Base Percentage	
Giambi (2001)	.477
Giambi (2000)	.476
McGwire (1996)	.467
RHenderson (1990)	.439
RHenderson (1992)	.426
Giambi (1999)	.422
RHenderson (1980)	.420
Jaha (1999)	.414
RHenderson (1983)	.414
Jackson (1969)	.410

(Min. 450 PA)

Franchise Season Pitching Leaders

Games

Koch (2002)	84
Wyatt (1964)	81
Groom (1997)	78
Groom (1999)	76
Fingers (1974)	76
Bradford (2002)	75
Groom (1998)	75
Fingers (1975)	75
Lacey (1978)	74
five players tied	72

Wins

Grove (1931)	31
Coombs (1910)	31
Grove (1930)	28
Coombs (1911)	28
Welch (1990)	27
Rommell (1922)	27
Waddell (1905)	27
Plank (1904)	26
Plank (1912)	26
three players tied	25

Innings Pitched

Waddell (1904)	383.0
Plank (1904)	357.1
Coombs (1910)	353.0
Plank (1905)	346.2
Plank (1907)	343.2
Coombs (1911)	336.2
Plank (1903)	336.0
Perry (1918)	332.1
Fraser (1901)	331.0
Waddell (1905)	328.2

Games Started

Waddell (1904)	46
Plank (1904)	43
Hunter (1974)	41
Plank (1905)	41
eight players tied	40

Losses

Perry (1920)	25
Bush (1916)	24
Myers (1916)	23
Rommel (1921)	23

Naylor (1920)	23
Wyckoff (1915)	22
Ditmar (1956)	22
Kelley (1937)	21
Harris (1943)	21
nine tied with	20

Walks

Myers (1916)	168
Wyckoff (1915)	165
Marchildon (1947)	141
Marchildon (1942)	140
Earnshaw (1930)	139
Cain (1933)	137
Fraser (1901)	132
Grove (1925)	131
Marchildon (1948)	131
Bush (1916)	130

Complete Games

Waddell (1904)	39
Plank (1904)	37
Plank (1905)	35
Coombs (1910)	35
Fraser (1901)	35
Waddell (1903)	34
Plank (1907)	33
Plank (1903)	33
Plank (1902)	31
Myers (1916)	31
Henley (1904)	31

Saves

Eckersley (1992)	51
Eckersley (1990)	48
Eckersley (1988)	45
Koch (2002)	44
Eckersley (1991)	43
Eckersley (1993)	36
Caudill (1984)	36
Isringhausen (2001)	34
Isringhausen (2000)	33
Taylor (1998)	33
Eckersley (1989)	33

(Since 1969)

Strikeouts

Waddell (1904)	349
----------------	-----



Rollie Fingers

Waddell (1903)	302	Morgan (1910)	1.55
Blue (1971)	301	Bender (1910)	1.58
Waddell (1905)	287	Waddell (1904)	1.62
Waddell (1907)	232	Morgan (1909)	1.65
Coombs (1910)	224	Bender (1909)	1.66
Plank (1905)	210	Plank (1909)	1.70
Waddell (1902)	210	Bender (1908)	1.75
Grove (1930)	209	(Min. 100 innings pitched)	
three players tied	205		

Won-Loss Percentage

Grove (1931)	31-4	.886
Bender (1914)	17-3	.850
Grove (1930)	28-5	.848
Zito (2002)	23-5	.821
Bender (1910)	23-5	.821
Welch (1990)	27-6	.818
Plank (1912)	26-6	.813
Hunter (1973)	21-5	.808
Coombs (1910)	31-9	.775
Waddell (1902)	24-7	.774
Shantz (1952)	24-7	.774
(Min. 20 decisions)		

Shutouts

Coombs (1910)	13
Blue (1971)	8
Plank (1907)	8
Waddell (1906)	8
Waddell (1904)	8
Bush (1916)	8
six players tied	7

ERA

Coombs (1910)	1.30
Krause (1909)	1.39
Waddell (1905)	1.48

RELIEF PITCHERS SAVE RULE

A pitcher is credited with a save when he meets all three of the following conditions:

1. He is the finishing pitcher in a game won by his club, and
2. He is not the winning pitcher, and
3. He qualifies under one of the following conditions:
 - a. He enters the game with a lead of no more than three runs and pitches for at least one inning, or
 - b. He enters the game with the potential tying run either on base, at bat, or on deck (that is, the potential tying run is either on base or is one of the first two batsmen he faces), or
 - c. He pitches effectively for at least three innings

Oakland Season Pitching Leaders

Games

Koch (2002).....	84
Groom (1997).....	78
Groom (1999).....	76
Fingers (1974).....	76
Bradford (2002).....	75
Groom (1998).....	75
Fingers (1975).....	75
Lacey (1978).....	74
five players tied.....	72

Wins

Welch (1990).....	27
Hunter (1974).....	25
Blue (1971).....	24
Zito (2002).....	23
Stewart (1990).....	22
Norris (1980).....	22
Blue (1975).....	22
seven players tied.....	21

Innings Pitched

Hunter (1974).....	318.0
Blue (1971).....	312.0
Blue (1976).....	298.0
Holtzman (1973).....	297.1
Hunter (1972).....	295.0
Langford (1980).....	290.0
Norris (1980).....	284.0
Blue (1974).....	282.0
Blue (1977).....	280.0
Blue (1975).....	278.0

Games Started

Hunter (1974).....	41
Blue (1974).....	40
Holtzman (1973).....	40
Dobson (1970).....	40
Hunter (1970).....	40
Torrez (1976).....	39
Blue (1971).....	39
Blue (1977).....	38
Blue (1975).....	38
Holtzman (1975).....	38
Holtzman (1974).....	38

Losses

Kingman (1980).....	20
Blue (1977).....	19
Langford (1977).....	19
Keough (1982).....	18
Keough (1979).....	17
Holtzman (1974).....	17
Candiotti (1998).....	16
Langford (1982).....	16
Langford (1979).....	16
five players tied.....	15

Walks

Odom (1969).....	112
Stewart (1988).....	110
Rijo (1986).....	108
Holtzman (1975).....	108
Moore (1991).....	105
Stewart (1991).....	105
Stewart (1987).....	105
Blue (1973).....	105
Moore (1992).....	103
Appier (2000).....	102
Plunk (1986).....	102

Complete Games

Langford (1980).....	28
Norris (1980).....	24
Blue (1971).....	24
Hunter (1974).....	23
Keough (1980).....	20
Blue (1976).....	20
Langford (1981).....	18
six players tied.....	16

Saves

Eckersley (1992).....	51
Eckersley (1990).....	48
Eckersley (1988).....	45
Koch (2002).....	44
Eckersley (1991).....	43
Eckersley (1993).....	36
Caudill (1984).....	36
Isringhausen (2001).....	34
Isringhausen (2000).....	33
Taylor (1998).....	33
Eckersley (1989).....	33



Bob Welch

Strikeouts

Blue (1971).....	301
Zito (2001).....	205
Stottlemire (1995).....	205
Stewart (1987).....	205
Stewart (1988).....	192
Hunter (1972).....	191
Blue (1975).....	189
Zito (2002).....	182
Hudson (2001).....	181
Hunter (1971).....	181

Shutouts

Blue (1971).....	8
Blue (1976).....	6
Hunter (1974).....	6
Nash (1968).....	6
Hunter (1972).....	5
Dobson (1970).....	5
10 players tied.....	4

ERA

Blue (1971).....	1.82
Grant (1970).....	1.83
Fingers (1973).....	1.92
Hunter (1972).....	2.04
Lindblad (1974).....	2.05
Nash (1968).....	2.28
Todd (1975).....	2.29
McCatty (1981).....	2.32
Blue (1976).....	2.36
Odom (1968).....	2.45

(Min. 100 innings pitched)

Won-Loss Percentage

Zito (2002).....	23-5.....	.821
Welch (1990).....	27-6.....	.818
Hunter (1973).....	21-5.....	.808
Hudson (2000).....	20-6.....	.769
Blue (1971).....	24-8.....	.750
Hunter (1972).....	21-7.....	.750
Dobson (1971).....	15-5.....	.750
Mulder (2002).....	19-7.....	.731
Davis (1989).....	19-7.....	.731
Mulder (2001).....	21-8.....	.724

(Min. 20 decisions)

LONGEST STREAKS BY OAKLAND A'S PITCHERS

SCORELESS

37	August 13 to August 17, 1983
32	June 11 to June 14, 1968
29	August 27 to August 31, 1996
29	April 9 to April 12, 1978
29	May 27 to May 30, 1976
29	June 3 to June 5, 1972
29	July 30 to August 2, 1972
29	July 21 to July 24, 1968

HOMERLESS

136.2	June 19-July 4, 1974
96.0	June 23-July 4, 1999
92.0	July 28-August 6, 1970
91.2	April 11-21, 1971
83.0	June 24-July 2, 1978
80.0	May 9-20, 1977
77.0	May 21-31, 1977

Athletics Year-By-Year Batting

Year	AVG.	AB	R	H	2B	3B	HR	RBI	BB	SO	SH	SF	HP	SB	CS	SLG	OBA	
1901	.289	4882	805	1409	239	87	35	665	301	344	78		53	173		.395	.337	
1902	.287	4762	775	1369	235	67	38	673	343	293	118		38	201		.389	.340	
1903	.264	4673	597	1236	227	68	32	502	268	513	101		32	157		.363	.309	
1904	.249	5088	557	1266	197	77	31	486	313	605	137		41	137		.336	.298	
1905	.255	5146	623	1310	256	51	24	511	376	644	165		34	190		.338	.310	
1906	.247	4883	561	1206	213	49	32	489	385	577	157		43	165		.330	.308	
1907	.255	5010	582	1276	220	44	22	485	384	176	176		27	137		.329	.311	
1908	.223	5065	486	1131	183	50	21	392	368		177		37	116		.292	.281	
1909	.256	4906	605	1257	186	88	21	498	403		248		64	205		.343	.321	
1910	.266	5154	673	1373	191	105	19	541	409		196		47	207		.355	.326	
1911	.296	5199	861	1540	237	93	35	692	424		232		65	226		.398	.357	
1912	.282	5111	779	1442	204	108	22	620	485		201		38	258		.377	.349	
1913	.280	5044	794	1412	223	80	33	660	534	547	174		65	221		.375	.356	
1914	.272	5126	749	1392	165	80	29	627	545	517	218		52	231	188	.352	.348	
1915	.237	5081	545	1204	183	72	16	440	436	634	137		54	127	89	.311	.304	
1916	.242	5010	447	1212	169	65	19	380	406	631	157		30	151		.313	.303	
1917	.254	5109	529	1296	177	62	17	457	435	519	205		33	112		.323	.316	
1918	.243	4278	412	1039	124	44	22	356	343	485	124		26	83		.308	.303	
1919	.244	4730	457	1156	175	71	35	396	349	565	125		30	103		.334	.300	
1920	.252	5256	558	1324	220	49	44	470	353	593	169		43	50	67	.338	.304	
1921	.274	5465	657	1497	256	64	82	601	424	565	136		29	69	56	.389	.330	
1922	.270	5211	705	1409	229	63	111	631	437	591	170		34	60	63	.402	.331	
1923	.271	5196	661	1407	229	64	53	577	445	517	172		44	72	62	.370	.334	
1924	.281	5184	685	1459	251	59	63	608	374	482	157		38	79	66	.389	.334	
1925	.307	5399	831	1659	298	79	76	767	453	432	187		31	67	59	.434	.364	
1926	.269	5046	677	1359	259	65	61	619	523	452	238		26	56	46	.383	.341	
1927	.303	5296	841	1606	281	70	56	767	551	326	219		30	101	63	.414	.372	
1928	.295	5226	829	1540	323	75	89	759	533	442	196		37	59	48	.436	.364	
1929	.296	5204	901	1539	288	76	122	845	543	440	214		29	61	38	.451	.365	
1930	.294	5345	951	1573	319	74	125	895	599	531	188		31	48	33	.452	.369	
1931	.287	5377	858	1544	311	64	118	798	528	543	78		35	25	23	.435	.355	
1932	.290	5537	981	1606	303	52	172	923	647	630	94		21	38	23	.457	.366	
1933	.285	5330	875	1519	297	57	139	831	625	618	80		15	34	34	.440	.362	
1934	.280	5317	764	1491	236	50	144	708	491	584	99		13	57	35	.425	.343	
1935	.279	5269	710	1470	243	44	112	671	475	602	86		17	43	35	.406	.341	
1936	.269	5373	714	1443	240	60	72	663	524	590	74		19	59	43	.376	.336	
1937	.267	5228	699	1398	278	60	94	649	583	557	70		5	95	48	.397	.341	
1938	.270	5229	726	1410	243	62	98	686	605	590	78		22	65	53	.396	.348	
1939	.271	5309	711	1438	282	55	98	666	503	532	138		15	60	34	.400	.336	
1940	.262	5304	703	1391	242	53	105	648	556	656	69		19	48	33	.387	.334	
1941	.268	5336	713	1431	240	69	85	660	574	588	76		8	27	36	.387	.340	
1942	.249	5285	549	1315	213	46	33	517	440	490	74		23	44	45	.325	.309	
1943	.232	5244	497	1219	174	44	26	462	430	465	95		29	55	42	.297	.294	
1944	.257	5312	525	1364	169	47	36	475	422	490	121		17	42	32	.327	.314	
1945	.245	5296	494	1297	201	37	33	440	449	463	96		19	25	45	.316	.306	
1946	.253	5200	529	1317	220	51	40	481	482	594	105		9	39	30	.338	.318	
1947	.252	5198	633	1311	218	52	61	581	605	563	144		24	37	33	.349	.333	
1948	.260	5181	729	1345	231	47	68	685	726	523	120		22	40	32	.362	.353	
1949	.260	5123	726	1331	214	49	82	680	783	493	117		25	36	25	.369	.361	
1950	.261	5212	670	1361	204	53	100	627	685	493	73		23	42	25	.378	.349	
1951	.262	5277	736	1381	262	43	102	685	677	565	61		34	47	36	.386	.349	
1952	.253	5163	664	1305	212	35	89	634	683	561	102		27	52	43	.359	.343	
1953	.256	5455	632	1398	205	38	116	588	498	602	51		24	41	24	.372	.321	
1954	.236	5206	542	1228	191	41	94	503	504	677	54	31	28	30	29	.342	.305	
Phila.	.266	36513	74211	12386	3502	26237	7327	1674	5003	372							.333	
		278846	74211	3308	32670													
1955	.261	5335	638	1395	189	46	121	593	463	725	57	34	26	22	36	.382	.322	
1956	.252	5256	619	1325	204	41	112	581	480	727	67	37	20	40	30	.370	.315	
1957	.244	5170	563	1262	195	40	166	535	364	760	62	36	24	35	27	.394	.295	
1958	.247	5261	642	1297	196	50	138	605	452	747	64	43	25	22	36	.381	.307	

Athletics Year-By-Year Batting

Year	AVG.	AB	R	H	2B	3B	HR	RBI	BB	SO	SH	SF	HP	SB	CS	SLG	OBA
1959	.263	5264	681	1383	231	43	117	638	481	780	69	38	33	34	24	.390	.326
1960	.249	5226	615	1303	212	34	110	566	513	744	75	32	12	16	11	.366	.316
1961	.247	5423	683	1342	216	47	90	632	580	772	89	47	25	58	22	.354	.320
1962	.263	5576	745	1467	220	58	116	691	556	803	78	50	42	76	21	.386	.332
1963	.247	5495	615	1356	225	38	95	582	529	829	77	46	25	47	26	.353	.313
1964	.239	5524	621	1321	216	29	166	594	548	1104	53	25	42	34	20	.379	.311
1965	.240	5393	585	1294	186	59	110	546	521	1020	74	35	35	110	51	.358	.309
1966	.236	5328	564	1259	212	56	70	509	421	982	71	27	26	132	50	.337	.294
1967	.233	5349	533	1244	212	50	69	481	452	1019	59	36	42	132	59	.330	.296
K.C.	.248	8104	1014	17248	2714	591	1480	7553	6360	11012	895	486	377	413	312		
		69600		17248		591		7553		11012		486		377		413	.312
1968	.240	5404	569	1300	192	40	94	522	472	1022	78	35	35	147	62	.343	.304
1969	.249	5614	740	1400	210	28	148	680	617	953	74	35	63	100	39	.376	.328
1970	.249	5376	678	1338	208	24	171	630	584	977	73	36	36	131	68	.392	.325
1971	.252	5494	691	1383	195	25	160	642	542	1018	80	38	37	80	53	.384	.321
1972	.240	5200	604	1248	195	29	134	565	463	886	100	36	47	87	48	.366	.306
1973	.260	5507	758	1430	216	28	147	714	595	919	67	53	35	128	57	.389	.333
1974	.247	5301	689	1315	205	37	132	637	568	876	60	51	38	164	93	.373	.321
1975	.254	5415	758	1375	220	33	151	703	609	846	74	35	51	183	82	.391	.333
1976	.246	5353	686	1319	208	33	113	625	592	818	58	58	45	341	123	.361	.323
1977	.240	5358	605	1284	177	37	117	548	516	910	64	46	36	176	89	.352	.308
1978	.245	5321	532	1304	200	31	100	492	433	800	108	27	25	144	117	.351	.303
1979	.239	5348	573	1276	188	32	108	541	482	751	75	46	20	104	69	.346	.302
1980	.259	5495	686	1424	212	35	137	635	506	824	99	41	19	175	80	.385	.322
1981	.247	3677	458	910	119	26	104	430	342	647	46	32	16	96	46	.379	.312
1982	.236	5448	691	1286	211	27	149	659	582	948	50	54	20	232	87	.367	.309
1983	.262	5516	708	1447	237	28	121	662	524	872	55	62	31	236	97	.381	.326
1984	.259	5457	738	1415	257	29	158	697	568	871	37	77	22	145	64	.404	.327
1985	.264	5581	757	1475	229	34	155	690	508	861	63	47	16	116	57	.401	.325
1986	.252	5435	731	1370	213	25	163	683	553	983	56	51	32	139	61	.390	.322
1987	.260	5511	806	1432	263	33	199	761	593	1056	50	48	36	140	63	.428	.333
1988	.263	5602	800	1474	251	22	156	752	580	926	54	55	65	129	54	.399	.336
1989	.261	5416	712	1414	220	25	127	659	562	855	36	62	34	157	55	.381	.331
1990	.254	5433	733	1379	209	22	164	693	651	992	60	48	46	122	87	.391	.336
1991	.248	5410	760	1342	246	19	159	716	642	981	41	49	50	151	64	.389	.331
1992	.258	5387	745	1389	219	24	142	693	707	831	72	59	49	143	59	.386	.346
1993	.254	5543	715	1408	260	21	158	679	622	1048	46	49	33	131	59	.394	.330
1994	.260	3885	549	1009	178	13	113	515	417	686	24	51	18	91	39	.399	.330
1995	.264	4916	730	1296	228	18	169	694	565	911	32	58	45	112	46	.420	.341
1996	.265	5630	861	1492	283	21	243	823	640	1114	35	39	58	58	35	.452	.344
1997	.260	5589	764	1451	274	23	197	714	642	1181	49	40	49	71	36	.423	.339
1998	.257	5490	804	1413	295	13	149	755	633	1122	58	46	55	131	47	.397	.338
1999	.259	5519	893	1430	287	20	235	845	770	1129	39	41	71	70	37	.446	.355
2000	.270	5560	947	1501	281	23	239	908	750	1159	26	44	52	40	15	.458	.360
2001	.264	5573	884	1469	334	22	199	835	640	1021	25	59	88	68	29	.439	.345
2002	.261	5558	800	1450	279	28	205	772	609	1008	20	36	68	46	20	.432	.339
Dak.	.254	25155	3155	7999	1416	5416	20079	23569	1984	1441	2137	329					
		187322		47648		928		23569		32802		1644		4584		.394	
	AVG.	AB	R	H	2B	3B	HR	RBI	BB	SH	HP	SB	CS	SLG	OBA		
Totals	.260	535768	69772	139107	23099	4827	10398	63792	52676	10206	3465	10345	379	.329			

RECORDS

Athletics Year-By-Year Pitching

Year	ERA	CG	SV	SHO	IP	H	R	ER	HR	BB	SO	HB	WP	OPP. AVG.
1901	4.00	124		6	1200.2	1346	761	534	20	374	350	59	40	.280
1902	3.29	114		5	1216.1	1292	636	444	33	368	455	63	29	.273
1903	2.98	112		10	1207.1	1124	519	400	20	315	728	71	38	.249
1904	2.35	136		26	1361.1	1149	503	355	13	366	887	63	23	.227
1905	2.19	117		19	1383.1	1137	492	337	21	409	895	63	40	.228
1906	2.60	107		19	1322.0	1135	543	382	9	425	749	57	30	.235
1907	2.35	106		27	1354.2	1106	511	353	13	378	789	67	36	.222
1908	2.56	102		23	1400.1	1194	562	398	10	410	741	53	46	.235
1909	1.93	110		27	1378.0	1069	408	296	9	386	728	62	31	.218
1910	1.79	123		24	1421.2	1103	441	282	8	450	789	55	42	.221
1911	3.01	97		13	1375.2	1343	601	460	17	487	739	81	34	.265
1912	3.32	95		11	1357.0	1273	658	501	12	518	601	57	30	.258
1913	3.19	69		17	1351.1	1200	592	479	24	532	630	39	48	.229
1914	2.78	89		24	1404.0	1264	529	433	18	521	720	28	37	.249
1915	4.29	78		6	1348.1	1358	888	643	22	827	588	57	68	.278
1916	3.92	94		11	1343.2	1311	776	585	26	715	575	31	53	.267
1917	3.27	80		8	1385.2	1310	691	496	23	562	516	23	37	.250
1918	3.22	80		13	1156.0	1106	538	413	13	486	277	35	20	.264
1919	4.26	72		1	1239.1	1371	742	587	44	503	417	29	25	.290
1920	3.93	79		6	1380.1	1612	834	602	56	461	423	40	27	.300
1921	4.61	75		2	1400.1	1645	894	717	85	548	431	32	34	.300
1922	4.59	73		4	1362.1	1573	830	695	107	469	373	32	22	.297
1923	4.08	65		7	1364.2	1465	761	619	68	550	400	23	23	.280
1924	4.39	68		8	1345.0	1527	778	656	43	597	371	28	19	.292
1925	3.87	61		8	1381.2	1468	713	594	60	544	495	36	30	.276
1926	3.00	62		10	1346.0	1362	570	448	38	451	571	31	22	.268
1927	3.97	66		8	1384.0	1467	726	611	65	442	553	36	18	.278
1928	3.36	81		15	1367.2	1349	615	511	66	424	607	22	19	.256
1929	3.44	70		9	1357.0	1371	615	519	73	487	573	15	28	.264
1930	4.28	72		8	1371.0	1457	751	652	84	488	672	20	25	.274
1931	3.47	97		12	1365.1	1342	626	526	73	457	574	9	20	.258
1932	4.45	95		10	1386.0	1477	752	686	112	511	595	18	21	.271
1933	4.81	69		6	1343.2	1523	853	718	77	644	423	17	33	.283
1934	5.01	68		8	1337.0	1429	838	745	84	693	480	23	33	.275
1935	5.12	58		7	1326.1	1486	869	754	73	704	469	25	35	.285
1936	6.08	68		3	1352.1	1645	1045	913	131	696	405	24	67	.300
1937	4.85	65		6	1335.0	1490	854	720	105	613	469	17	40	.281
1938	5.48	56		4	1324.0	1573	956	806	142	599	473	18	28	.292
1939	5.79	50		6	1342.2	1687	1022	864	148	579	397	19	35	.307
1940	5.22	72		4	1345.0	1543	932	780	135	534	488	15	40	.283
1941	4.83	64		3	1365.1	1516	840	733	136	557	386	18	46	.279
1942	4.45	67		5	1374.2	1404	801	679	89	639	546	21	35	.263
1943	4.05	73		5	1394.0	1421	717	627	73	536	503	35	24	.265
1944	3.26	72		10	1397.1	1345	594	506	58	390	534	31	30	.252
1945	3.62	65		11	1381.0	1380	638	556	55	571	531	22	18	.262
1946	3.90	61		10	1342.2	1371	680	582	83	577	562	25	13	.264
1947	3.51	70		12	1391.1	1291	614	543	85	597	493	14	14	.247
1948	4.43	74		7	1368.2	1456	735	673	86	638	486	15	35	.275
1949	4.23	85		9	1365.0	1359	725	642	105	758	490	19	33	.263
1950	5.49	50		3	1346.1	1528	913	821	138	729	466	31	39	.287
1951	4.47	52		7	1358.0	1421	745	674	109	569	437	32	30	.272
1952	4.15	73		11	1384.1	1402	723	639	113	526	562	35	21	.263
1953	4.67	51		7	1409.0	1475	799	731	121	594	566	57	51	.271
1954	5.18	49		3	1371.1	1523	875	789	141	685	555	39	40	.285
PhiLa.	3.91	4281		544	72953.0	74574	38624	31709	3572	28889	29533	1887	1755	
1955	5.35	29		9	1382.0	1486	911	822	175	707	572	42	36	.278
1956	4.86	30		3	1370.1	1424	831	740	187	679	636	42	38	.271
1957	4.19	26		6	1369.2	1344	710	637	153	565	626	25	45	.260
1958	4.15	42		9	1398.1	1405	713	645	150	467	721	28	31	.262

Athletics Year-By-Year Pitching

Year	ERA	CG	SV	SHO	IP	H	R	ER	HR	BB	SO	HB	WP	OPP. AVG.
1959	4.35	44		8	1360.2	1452	760	658	148	492	703	46	41	.274
1960	4.38	44		4	1374.0	1428	756	668	160	525	664	43	37	.271
1961	4.74	32		5	1415.0	1519	863	746	141	629	703	53	58	.275
1962	4.79	32		4	1434.0	1450	837	764	199	655	825	42	63	.263
1963	3.92	35		11	1458.0	1417	704	635	156	540	887	44	43	.256
1964	4.71	18		6	1455.2	1516	836	761	220	614	966	54	55	.269
1965	4.24	18		7	1433.0	1399	755	675	161	574	882	39	67	.256
1966	3.56	19		11	1435.0	1281	648	567	106	630	854	39	52	.241
1967	3.68	26		10	1428.0	1265	660	584	125	558	990	37	44	.238
K.C.	4.37	395		93	16313.7	18386	9984	8902	2081	7635	10029	534	610	
1968	2.94	45	29	18	1455.2	1220	542	475	125	505	997	31	55	.227
1969	3.71	42	36	14	1480.2	1356	678	611	163	586	887	39	55	.245
1970	3.30	33	40	15	1442.2	1253	593	529	134	542	858	33	37	.234
1971	3.05	57	36	18	1469.1	1229	564	498	131	501	999	34	56	.228
1972	2.58	42	43	23	1417.2	1170	457	406	96	418	862	19	29	.226
1973	3.29	46	41	16	1457.1	1311	615	532	143	494	797	30	52	.241
1974	2.95	49	28	12	1439.2	1322	551	472	90	430	755	25	28	.246
1975	3.27	36	44	10	1448.0	1267	606	526	102	523	784	37	47	.236
1976	3.26	39	29	15	1459.1	1412	598	528	96	415	711	30	40	.255
1977	4.05	32	25	4	1436.2	1469	749	647	145	560	788	24	55	.265
1978	3.62	26	29	11	1433.1	1401	690	577	106	582	750	26	37	.259
1979	4.74	41	20	4	1429.1	1606	860	752	147	654	727	49	72	.288
1980	3.46	94	13	9	1471.2	1347	642	566	142	521	769	31	48	.244
1981	3.30	60	10	11	993.0	883	403	364	80	370	505	28	30	.240
1982	4.54	42	22	6	1456.0	1506	819	735	177	648	697	30	58	.268
1983	4.35	22	33	12	1454.0	1462	782	703	135	626	719	31	43	.263
1984	4.48	15	44	6	1430.0	1554	796	712	155	592	695	35	46	.278
1985	4.41	10	41	6	1453.0	1451	787	712	172	607	785	25	46	.259
1986	4.31	22	37	8	1433.0	1334	760	686	166	667	937	34	62	.247
1987	4.32	18	40	6	1445.2	1442	789	694	176	531	1042	36	52	.258
1988	3.44	22	64	9	1489.1	1376	620	569	116	553	983	29	62	.247
1989	3.09	17	57	20	1448.1	1287	576	497	103	510	930	28	71	.239
1990	3.18	18	64	16	1456.0	1287	570	514	123	494	831	27	50	.238
1991	4.57	14	49	10	1444.1	1425	776	734	155	655	892	55	60	.260
1992	3.73	8	58	9	1447.0	1396	672	599	129	601	843	41	67	.256
1993	4.90	8	42	2	1452.1	1551	846	791	157	680	864	49	39	.276
1994	4.80	12	23	9	1003.1	979	589	535	128	510	732	34	42	.257
1995	4.93	8	34	4	1273.0	1320	761	698	153	556	890	53	56	.269
1996	5.20	7	34	5	1456.1	1638	900	841	205	644	884	52	60	.287
1997	5.48	2	38	1	1445.1	1734	946	880	197	642	953	64	51	.301
1998	4.81	12	39	4	1434.0	1555	866	766	179	529	922	56	68	.276
1999	4.69	6	48	5	1438.1	1537	846	750	160	569	967	54	57	.274
2000	4.58	7	43	11	1435.1	1535	813	730	158	615	963	48	46	.274
2001	3.59	13	44	9	1463.1	1384	645	583	153	440	1117	46	42	.249
2002	3.68	9	48	19	1452.0	1391	654	593	135	474	1021	62	40	.252
Dak.	3.95	934	1325	357	49644.1	48390	24361	21805	4932	19244	29856	1325	1759	

	ERA	CG	SHO	IP	H	R	ER	HR	BB	SO	HB	WP
Totals	3.99	5610	994	140911.0	141350	72969	62416	10585	55768	69418	3746	4124

RECORDS

Athletics Year-By-Year Fielding

Year	AVG.	G	PO	A	E	TC	DP	TP	PB
1901	.942	137	3600	1903	337	5840	93		23
1902	.953	137	3646	1819	270	5735	75		13
1903	.960	137	3618	1613	217	5448	66		20
1904	.959	155	4080	1835	250	6165	67		21
1905	.957	152	4101	1746	265	6112	64		21
1906	.955	149	3941	1728	267	5936	86		17
1907	.958	150	4046	1959	263	6268	67		14
1908	.957	157	4158	1886	272	6316	68		20
1909	.961	153	4105	1894	245	6244	92		14
1910	.965	155	4255	2001	230	6486	117		10
1911	.964	152	4121	1896	225	6242	100		14
1912	.959	153	4100	2023	263	6386	115		17
1913	.966	153	4048	1958	212	6218	108		13
1914	.966	158	4198	1938	213	6349	116		25
1915	.947	154	4044	2023	338	6405	118		17
1916	.951	154	4021	2126	314	6461	126		19
1917	.961	154	4078	2064	251	6393	106		17
1918	.959	130	3458	1850	228	5536	136		7
1919	.956	140	3702	1902	257	5861	96		9
1920	.959	156	4120	2173	266	6559	125		13
1921	.958	155	4182	2005	274	6461	144		14
1922	.966	155	4072	1978	215	6265	118		16
1923	.964	153	4064	1935	221	6220	127		23
1924	.971	152	4025	1943	180	6148	157		12
1925	.966	153	4117	1931	211	6259	148		13
1926	.972	150	4041	1869	171	6081	131		10
1927	.970	155	4161	1897	190	6248	124		10
1928	.970	153	4107	1728	181	6016	124		10
1929	.975	151	4065	1587	146	5798	117		10
1930	.976	154	4127	1651	145	5923	121		11
1931	.976	153	4088	1614	141	5843	151		10
1932	.979	154	4160	1736	124	6020	142		15
1933	.966	152	4032	1750	203	5985	121		9
1934	.967	153	4012	1809	196	6017	166		12
1935	.967	149	3964	1690	190	5844	150		11
1936	.965	154	4061	1773	209	6043	152		21
1937	.967	154	4002	1725	198	5925	150		15
1938	.965	154	3964	1637	206	5807	119		15
1939	.965	153	4028	1678	210	5916	131		14
1940	.960	154	4035	1667	238	5940	131		15
1941	.967	154	4095	1733	200	6028	150		20
1942	.968	154	4062	1678	188	5928	124		23
1943	.973	155	4180	1741	162	6083	148		19
1944	.971	155	4192	1745	176	6113	127		12
1945	.973	153	4140	1903	168	6211	160		9
1946	.971	155	4028	1594	167	5789	141		7
1947	.976	156	4174	1689	143	6006	161		5
1948	.981	154	4108	1710	113	5931	180		7
1949	.976	154	4102	1710	140	5952	217		10
1950	.974	154	4033	1732	155	5920	208		9
1951	.978	154	4073	1849	136	6058	204		12
1952	.977	155	4150	1766	140	6056	148		11
1953	.977	157	4218	1710	137	6065	161		15
1954	.971	156	4104	1655	169	5928	163		12
Phila.	.966	8213	218406	98155	11226	327787	6957		761
1955	.976	155	4142	1729	146	6017	174		14
1956	.973	154	4111	1785	166	6062	187		19
1957	.979	154	4108	1720	125	5953	162		22
1958	.979	156	4196	1730	125	6051	166		34
1959	.973	154	4086	1669	160	5915	156		15

Athletics Year-By-Year Fielding

Year	AVG.	G	PO	A	E	TC	DP	TP	PB
1960	.979	155	4122	1666	127	5915	149		17
1961	.972	162	4260	1755	175	6190	160		17
1962	.979	162	4294	1724	132	6150	131		25
1963	.980	162	4373	1722	127	6222	131		11
1964	.974	163	4361	1669	158	6188	152		18
1965	.977	162	4300	1620	139	6059	142		20
1966	.977	160	4320	1646	139	6105	154		20
1967	.978	161	4279	1533	132	5944	120		17
K.C.	.977	2060	54952	21968	1851	78771	1984		249
1968	.977	163	4367	1659	145	6171	136	0	20
1969	.979	162	4442	1788	136	6366	162	0	26
1970	.977	162	4328	1680	141	6149	152	0	12
1971	.981	161	4408	1660	117	6185	157	0	17
1972	.979	155	4253	1689	130	6072	146	0	13
1973	.978	162	4372	1710	137	6219	170	0	9
1974	.977	162	4319	1704	141	6164	154	0	10
1975	.977	162	4344	1686	143	6173	140	0	13
1976	.977	161	4378	1821	144	6343	130	0	11
1977	.970	161	4310	1762	190	6262	136	0	12
1978	.971	162	4300	1626	179	6105	145	0	10
1979	.972	162	4288	1718	174	6180	137	3	15
1980	.979	162	4415	1631	130	6176	115	0	9
1981	.980	109	2979	1080	81	4140	74	1	2
1982	.974	162	4368	1647	160	6175	140	0	8
1983	.974	162	4363	1602	157	6122	157	1	14
1984	.975	162	4290	1507	146	5943	159	0	9
1985	.977	162	4359	1566	140	6065	136	0	19
1986	.978	162	4299	1596	135	6030	120	0	16
1987	.977	162	4337	1649	142	6128	123	0	18
1988	.983	162	4468	1629	105	6202	151	0	10
1989	.979	162	4345	1640	129	6114	159	0	13
1990	.986	162	4368	1630	87	6085	152	0	14
1991	.982	162	4333	1608	107	6048	150	0	8
1992	.979	162	4341	1576	125	6042	158	0	8
1993	.982	162	4357	1625	111	6093	161	0	15
1994	.979	114	3010	1122	88	4220	105	0	5
1995	.981	144	3819	1486	102	5407	151	0	4
1996	.984	162	4369	1778	103	6250	195	1	11
1997	.980	162	4336	1765	122	6223	170	0	5
1998	.977	162	4302	1654	141	6097	155	0	13
1999	.980	162	4315	1700	122	6137	166	0	18
2000	.978	161	4306	1726	134	6166	164	1	8
2001	.980	162	4390	1756	125	6271	151	0	4
2002	.984	162	4356	1798	102	6256	144	0	9
Oak.	.978	5941	148934	57274	4571	210779	5121	7	408
Totals	.971	16214	422292	177397	17648	617337	14062		1418

Athletics Year-By-Year Batting Leaders

BATTING AVERAGE

1901	Lajoie	.426
1902	Cross	.339
1903	Seybold	.299
1904	Davis	.308
1905	Davis	.284
1906	Seybold	.316
1907	Nicholls	.302
1908	Murphy	.265
1909	Collins	.346
1910	Collins	.322
1911	Collins	.365
1912	Collins	.348
1913	Collins	.345
1914	Collins	.344
1915	McInnis	.314
1916	Strunk	.316
1917	McInnis	.303
1918	Burns	.352
1919	Burns	.296
1920	Walker	.268
1921	Witt	.315
1922	Miller	.336
1923	Hauser	.307
1924	Simmons	.308
1925	Simmons	.384
1926	Simmons	.343
1927	Simmons	.392
1928	Simmons	.351
1929	Simmons	.365
1930	Simmons	.381
1931	Simmons	.390
1932	Foxx	.364
1933	Foxx	.356
1934	Foxx	.334
1935	Foxx	.346
1936	Moses	.345
1937	Moses	.320
1938	Johnson	.313
1939	Johnson	.338
1940	Moses	.309
1941	Siebert	.334
1942	Johnson	.291
1943	Hall	.256
1944	Siebert	.306
1945	Estalella	.299
1946	Rosar	.283
1947	McCosky	.328
1948	McCosky	.326
1949	Valo	.283
1950	Lehner	.309
1951	Fain	.344
1952	Fain	.327
1953	Philly	.303
1954	Finigan	.302
1955	Power	.319
1956	Power	.309
1957	Power	.259
1958	Cerv	.305
1959	Tuttle	.300
1960	Williams	.288
1961	Siebert	.296
1962	Siebert	.308
1963	Causey	.280
1964	Causey	.281
1965	Campaneris	.270
1966	Cater	.292
1967	Cater	.270
1968	Cater	.290
1969	Bando	.281
1970	Campaneris	.279



Nap Lajoie

1971	Jackson	.277
1972	Rudi	.305
1973	Jackson	.293
1974	Rudi	.293
1975	Washington	.308
1976	North	.276
1977	Page	.307
1978	Page	.285
1979	Revering	.288
1980	Henderson	.303
1981	Henderson	.319
1982	Burroughs	.277
1983	Lansford	.308
1984	Lansford	.300
1985	Bochte	.295
1986	Griffin	.285
1987	Lansford	.289
	McGwire	.289
1988	Canseco	.307
1989	Lansford	.336
1990	R. Henderson	.325
1991	Baines	.295
1992	Bordick	.300
1993	R. Henderson	.327
1994	Berroa	.306
1995	Henderson	.300
1996	McGwire	.312
1997	Giambi	.293
1998	Giambi	.295
1999	Giambi	.315
2000	Giambi	.333
2001	Giambi	.342
2002	Tejada	.308

GAMES

1901	Fultz	132
1902	four players tied	137
1903	four players tied	137
1904	Cross	155
1905	Murphy	150
1906	Davis	145
1907	Davis	149
1908	Nicholls	150
1909	Collins	153
1910	Collins	153
1911	Baker	148
1912	Collins	153
	McInnis	153
1913	Baker	149
1914	Collins	152
1915	Strunk	130
1916	Strunk	150

1917	McInnis	150
1918	Burns	130
1919	Burns	126
1920	Walker	149
1921	Dykes	155
1922	Galloway	155
1923	Hauser	146
1924	Simmons	152
1925	Simmons	153
1926	Simmons	147
1927	Cobb	134
1928	Miller	139
1929	Foxx	149
1930	Miller	154
1931	Foxx	139
1932	Foxx	154
	Simmons	154
1933	Cramer	152
	Higgins	152
1934	Cramer	153
1935	Cramer	149
1936	Johnson	153
1937	Moses	154
1938	Johnson	152
1939	Johnson	150
1940	Siebert	154
1941	Johnson	149
1942	Siebert	153
1943	Hall	151
1944	Hayes	155
1945	Hall	151
1946	Chapman	146
1947	Joost	151
1948	Majeski	148
	Suder	148
1949	Chapman	154
1950	Fain	151
1951	Joost	140
1952	Philly	151
1953	Philly	157
1954	DeMaestri	146
1955	Finigan	150
1956	Lopez	151
1957	DeMaestri	135
1958	Lopez	151
1959	Williams	130
1960	Tuttle	151
1961	Howser	158
1962	Siebert	162
1963	Charles	158
1964	Colavito	160
1965	Harrelson	150
	Hershberger	150
1966	Hershberger	146
1967	Campaneris	147
1968	Bando	162
1969	Bando	162
1970	Bando	155
1971	Bando	153
1972	Bando	152
1973	Bando	162
1974	Rudi	158
	Tenace	158
1975	Bando	160
	Garner	160
1976	Garner	159
1977	Sanguillen	152
1978	Revering	152
1979	Newman	143
1980	Murphy	159
1981	Armas	109
1982	Murphy	151
1983	Phillips	148
1984	Phillips	154
1985	Griffin	162
1986	Griffin	162
1987	Canseco	159
1988	Canseco	158
1989	D. Henderson	152
1990	McGwire	156
1991	Gallego	159
1992	Bordick	154
1993	Bordick	159
1994	Bordick	114
1995	Berroa	141
1996	Bordick	155
1997	Spiezio	147
1998	Grieve	155
1999	Tejada	159
2000	Tejada	160
2001	Long	162
	Tejada	162
2002	Long	162
	Tejada	162

AT BATS

1901	Fultz	561
1902	Cross	558
1903	Cross	554
1904	Cross	607
1905	Davis	602
1906	Davis	551
1907	Davis	582
1908	Nicholls	550
1909	Collins	572
1910	Collins	583
1911	Baker	592
1912	Baker	577
1913	Baker	565
1914	McInnis	576
1915	Lajoie	490
1916	Witt	563
1917	McInnis	567
1918	Burns	505
1919	Burns	470
1920	Walker	585
1921	Johnson	613
1922	Galloway	571
1923	Hauser	537
1924	Simmons	594
1925	Simmons	658
1926	Simmons	581
1927	Hale	501
1928	Miller	510
1929	Simmons	581
1930	Miller	585
1931	Miller	534
1932	Simmons	670
1933	Cramer	661
1934	Cramer	649
1935	Cramer	644
1936	Finney	653
1937	Moses	649
1938	Moses	589
1939	Johnson	544
1940	Siebert	595
1941	Chapman	552
	Johnson	552
1942	Siebert	612
1943	Siebert	558
1944	Hayes	581
1945	Hall	616
1946	Chapman	545

Athletics Year-By-Year Batting Leaders

1947	Chapman	551
1948	Majeski	590
1949	Chapman	589
1950	Chapman	553
1951	Joost	553
1952	Philly	586
1953	Philly	620
1954	DeMaestri	539
1955	Power	596
1956	Lopez	561
1957	Power	467
1958	Lopez	564
1959	Williams	488
1960	Lumpe	574
1961	Howser	611
1962	Lumpe	641
1963	Charles	603
1964	Causey	604
1965	Campaneris	578
1966	Campaneris	573
1967	Campaneris	601
1968	Campaneris	642
1969	Bando	609
1970	Campaneris	603
1971	Campaneris	569
1972	Campaneris	625
1973	Campaneris	601
1974	Rudi	593
1975	Jackson	593
1976	Baylor	595
1977	Sanguillen	571
1978	Revering	521
1979	Newman	516
1980	Armas	628
1981	Armas	440
1982	Murphy	543
1983	Henderson	513
1984	Lansford	597
1985	Griffin	614
1986	Canseco	600
1987	Canseco	630
1988	Canseco	610
1989	D. Henderson	579
1990	McGwire	523
1991	Canseco	572
	D. Henderson	572
1992	Bordick	504
1993	Sierra	630
1994	Sierra	426
1995	Berroa	546
1996	Berroa	586
1997	Spiezio	538
1998	Grieve	583
1999	Tejada	593
2000	Tejada	607
2001	Damon	644
2002	Tejada	662

RUNS

1901	Lajoie	145
1902	Fultz	109
	Hartsel	109
1903	Pickering	93
1904	Murphy	80
	Cross	80
1905	Davis	92
1906	Hartsel	96
1907	Hartsel	93
1908	Davis	65
1909	Collins	104

1910	Baker	83
1911	Murphy	104
1912	Collins	137
1913	Collins	125
1914	Collins	122
1915	Strunk	76
1916	Strunk	71
1917	Strunk	83
1918	Burns	61
1919	Burns	63
1920	Dykes	81
1921	Johnson	93
1922	Walker	111
1923	Hauser	93
1924	Hauser	97
1925	Simmons	122
1926	Simmons	90
1927	Cobb	104
1928	Bishop	104
1929	Foxx	123
1930	Simmons	152
1931	Bishop	104
1932	Foxx	151
1933	Foxx	125
1934	Foxx	120
1935	Foxx	118
1936	Finney	100
1937	Moses	113
1938	Johnson	114
1939	Johnson	115
1940	Johnson	93
1941	Johnson	98
1942	Johnson	78
1943	White	69
1944	Hayes	62
1945	Siebert	62
	Hall	62
1946	Chapman	77
1947	Chapman	84
1948	Joost	99
1949	Joost	128
1950	Chapman	93
1951	Joost	107
1952	Joost	94
1953	Zernial	85
1954	Jacobs	63
1955	Power	91
1956	Lopez	91
1957	Zernial	56
1958	Cerv	93
1959	Tuttle	74
1960	Tuttle	75
1961	Howser	108
1962	Siebert	114
1963	Charles	82
1964	Colavito	89
1965	Campaneris	67
1966	Campaneris	82
1967	Campaneris	85
1968	Campaneris	86
1969	Jackson	123
1970	Campaneris	97
1971	Jackson	87
1972	Rudi	94
1973	Jackson	99
1974	Jackson	90
1975	Jackson	91
1976	North	91
1977	Page	85
1978	Page	62
1979	Revering	63



Bert Campaneris

1980	Henderson	111
1981	Henderson	89
1982	Henderson	115
1983	Henderson	105
1984	Henderson	113
1985	Davis	92
1986	Canseco	85
1987	McGwire	97
1988	Canseco	120
1989	Lansford	81
1990	R. Henderson	119
1991	Canseco	115
1992	McGwire	87
1993	R. Henderson	77
	Sierra	77
1994	Javier	75
1995	Berroa	87
1996	McGwire	104
1997	Giambi	66
1998	Henderson	101
1999	Giambi	115
2000	Giambi	108
2001	Giambi	93
2002	Tejada	108

HITS

1901	Lajoie	229
1902	Cross	189
1903	Cross	162
1904	Cross	177
1905	Davis	171
1906	Davis	161
1907	Davis	155
1908	Murphy	139
1909	Collins	198
1910	Collins	188
1911	Baker	198
1912	Baker	200
1913	Baker	190
1914	Baker	182
1915	Strunk	144
1916	Strunk	172
1917	McInnis	172
1918	Burns	178
1919	Burns	139
1920	Walker	157
1921	Witt	198
1922	Galloway	185
1923	Hauser	165
1924	Simmons	183
1925	Simmons	253

1926	Simmons	199
1927	Cobb	175
1928	Miller	168
1929	Simmons	212
1930	Simmons	211
1931	Simmons	200
1932	Simmons	216
1933	Foxx	204
1934	Cramer	202
1935	Cramer	214
1936	Moses	202
1937	Moses	208
1938	Moses	181
1939	Johnson	184
1940	Siebert	170
1941	Chapman	178
1942	Siebert	159
1943	Siebert	140
1944	Estellell	151
1945	Hall	161
1946	Chapman	142
1947	McCosky	179
1948	Majeski	183
1949	Chapman	164
1950	Fain	147
1951	Joost	160
1952	Fain	176
1953	Philly	188
1954	Finigan	147
1955	Power	190
1956	Power	164
1957	Power	121
1958	Cerv	157
1959	Tuttle	139
1960	Lumpe	156
1961	Howser	171
1962	Lumpe	193
1963	Lumpe	161
	Charles	161
1964	Causey	170
1965	Campaneris	156
1966	Campaneris	153
1967	Campaneris	149
1968	Campaneris	177
1969	Bando	171
1970	Campaneris	168
1971	Jackson	157
1972	Rudi	181
1973	Bando	169
1974	Rudi	174
1975	Washington	182
1976	North	163
1977	Sanguillen	157
1978	Page	147
1979	Revering	136
1980	Henderson	179
1981	Henderson	135
1982	Henderson	143
1983	Henderson	150
1984	Lansford	179
1985	Griffin	166
1986	Griffin	169
1987	Canseco	162
1988	Canseco	187
1989	Lansford	185
1990	R. Henderson	159
1991	D. Henderson	158
1992	Bordick	151
1993	Gates	155
1994	Javier	114
	Sierra	114

Athletics Year-By-Year Batting Leaders

1995	Berroa	152
1996	Berroa	170
1997	Giambi	152
1998	Grieve	168
1999	Giambi	181
2000	Giambi	170
2001	Giambi	178
	Long	178
2002	Tejada	204

DOUBLES

1901	Lajoie	48
1902	Davis	43
1903	Seybold	43
1904	Murphy	29
	Cross	29
1905	Davis	47
1906	Davis	40
1907	Davis	37
1908	Murphy	28
1909	Collins	30
1910	Murphy	28
1911	Baker	42
1912	Baker	40
1913	Baker	34
1914	Baker	23
	Collins	23
1915	Strunk	28
1916	Strunk	30
1917	Bodie	28
1918	Burns	22
	Gardner	22
1919	Walker	30
1920	Dugan	40
1921	Dykes	32
	Walker	32
1922	Walker	31
1923	Perkins	34
1924	Hauser	31
	Simmons	31
1925	Simmons	43
1926	Simmons	53
1927	Simmons	36
1928	Miller	34
1929	Simmons	41
	Haas	41
1930	Cochrane	42
1931	Miller	43
1932	McNair	47
1933	Johnson	44
1934	Higgins	37
1935	Cramer	37
1936	Moses	35
1937	Moses	48
1938	Moses	29
1939	Johnson	30
1940	Moses	41
1941	Moses	31
1942	Johnson	35
1943	Siebert	26
1944	Siebert	27
1945	Kell	30
1946	McQuinn	23
1947	Fain	28
	Suder	28
1948	Majeski	41
1949	Valo	27
1950	Fain	25
1951	Fain	30
	Zernial	30
1952	Fain	43



Sal Bando

1953	Philly	30
1954	Finigan	25
1955	Power	34
1956	Lopez	27
1957	Smith	26
1958	Lopez	28
1959	Williams	33
1960	Williams	31
	Siebern	31
1961	Siebern	36
1962	Lumpe	34
1963	Causey	32
1964	Causey	31
	Colavito	31
1965	Campaneris	23
1966	Campaneris	29
1967	Campaneris	29
1968	Cater	28
1969	Jackson	36
1970	Campaneris	28
1971	Campaneris	29
1972	Rudi	32
1973	Bando	32
1974	Rudi	39
1975	Jackson	39
1976	Rudi	32
1977	Page	28
1978	Page	25
1979	Revering	25
1980	Henderson	22
1981	Armas	24
1982	Henderson	24
1983	Almon	29
1984	Lansford	31
1985	Davis	34
1986	Canseco	29
1987	Canseco	35
1988	Henderson	38
1989	Lansford	28
1990	R. Henderson	33
1991	D. Henderson	33
1992	Lansford	30
1993	Gates	29
1994	Javier	23
1995	Henderson	31
1996	Giambi	40
1997	Giambi	41
1998	Grieve	41
1999	Giambi	36
2000	Grieve	40
2001	Giambi	47
2002	Long	32

TRIPLES

1901	Lajoie	13
1902	Hartsel	12
1903	Hartsel	14
1904	Murphy	18
1905	Hoffman	10
1906	Hartsel	9
1907	Davis	8
	Oldring	8
1908	Davis	9
1909	Baker	19
1910	Murphy	18
1911	Oldring	14
1912	Baker	21
1913	Collins	13
1914	Collins	14
1915	Strunk	16
1916	Witt	15
1917	Bodie	11
1918	Burns	9
1919	Thomas	10
1920	Walker	7
1921	Dykes	13
1922	Miller	12
1923	Hauser	10
1924	Simmons	9
1925	Simmons	12
1926	Simmons	10
1927	Simmons	11
1928	Cochrane	12
1929	Miller	16
1930	Simmons	16
1931	Simmons	13
1932	Simmons	9
	Fox	9
1933	Higgins	11
1934	Cramer	9
1935	Fox	7
	Warstler	7
1936	Johnson	14
1937	Moses	13
1938	Finney	12
1939	Johnson	9
1940	Moses	9
1941	Chapman	9
	Brancato	9
	Suder	9
1942	Valo	10
1943	Siebert	7
1944	Estalella	9
1945	Peck	9
1946	Valo	6
	McQuinn	6
1947	McCosky	7
1948	Fain	6
	Chapman	6
	Coleman	6
1949	Valo	12
1950	Dillinger	9
1951	Valo	8
1952	Michaels	5
1953	Philly	9
1954	Finigan	6
	Valo	6
1955	Power	10
1956	Simpson	11
1957	Simpson	6
	DeMaestri	6
1958	Tuttle	9
1959	Maris	7
1960	Siebern	6

1961	Lumpe	9
1962	Cimoli	15
1963	Cimoli	11
1964	Green	5
	Mathews	5
1965	Campaneris	12
1966	Campaneris	10
1967	Campaneris	6
	Monday	6
1968	Campaneris	9
1969	Green	9
1970	Monday	7
1971	Monday	4
	Rudi	4
1972	Rudi	9
1973	Campaneris	6
1974	Campaneris	8
1975	Washington	7
1976	Garner	12
1977	Page	8
1978	Page	7
1979	Murphy	4
1980	Armas	8
1981	Henderson	7
1982	Henderson	4
	Health	4
1983	Henderson	7
1984	Lansford	5
	Health	5
1985	Griffin	7
1986	Griffin	6
1987	Polonia	10
1988	Phillips	4
	Polonia	4
1989	Phillips	6
1990	R. Henderson	3
	Randolph	3
1991	three players tied	4
1992	Wilson	5
1993	Sierra	5
1994	Bordick	4
1995	Gates	4
1996	Bordick	4
	Young	4
1997	McDonald	4
	Spiezio	4
1998	three players tied	2
1999	Phillips	4
	Tejada	4
2000	Piatt	5
2001	Damon	4
	Long	4
2002	four players tied	4

HOME RUNS

1901	Lajoie	14
1902	Seybold	16
1903	Seybold	8
1904	Davis	10
1905	Davis	8
1906	Davis	12
1907	Davis	8
1908	Davis	5
1909	Murphy	5
1910	Murphy	4
	Oldring	4
1911	Baker	11
1912	Baker	10
1913	Baker	12
1914	Baker	9
1915	Oldring	6

Athletics Year-By-Year Batting Leaders

1916	Schang.....	7
1917	Bodie.....	7
1918	Walker.....	11
1919	Walker.....	10
1920	Walker.....	17
1921	Walker.....	23
1922	Walker.....	37
1923	Hauser.....	16
1924	Hauser.....	27
1925	Simmons.....	24
1926	Simmons.....	19
1927	Simmons.....	15
1928	Hauser.....	16
1929	Simmons.....	34
1930	Foxx.....	37
1931	Foxx.....	30
1932	Foxx.....	58
1933	Foxx.....	48
1934	Foxx.....	44
1935	Foxx.....	36
1936	Johnson.....	25
1937	Moses.....	25
	Johnson.....	25
1938	Johnson.....	30
1939	Johnson.....	23
1940	Johnson.....	31
1941	Chapman.....	25
1942	Johnson.....	13
1943	Estalella.....	11
1944	Hayes.....	13
1945	Estalella.....	8
1946	Chapman.....	20
1947	Chapman.....	14
1948	Joost.....	16
1949	Chapman.....	24
1950	Chapman.....	23
1951	Zernial.....	33
1952	Zernial.....	29
1953	Zernial.....	42
1954	Wilson.....	15
1955	Zernial.....	30
1956	Simpson.....	21
1957	Zernial.....	27
1958	Cerv.....	38
1959	Cerv.....	20
1960	Siebern.....	19
1961	Siebern.....	18
1962	Siebern.....	25
1963	Siebern.....	16
1964	Colavito.....	34
1965	Harrelson.....	23
1966	Repoz.....	11
1967	Monday.....	14
1968	Jackson.....	29
1969	Jackson.....	47
1970	Mincher.....	37
1971	Mincher.....	32
1972	Epstein.....	26
1973	Jackson.....	36
1974	Jackson.....	29
1975	Jackson.....	36
1976	Bando.....	27
1977	Gross.....	22
1978	Page.....	17
1979	Newman.....	22
1980	Armas.....	35
1981	Armas.....	22
1982	Armas.....	28
1983	Murphy.....	17
	Lopes.....	17
1984	Kingman.....	35
1985	Kingman.....	30

1986	Kingman.....	35
1987	McGwire.....	49
1988	Canseco.....	42
1989	McGwire.....	33
1990	McGwire.....	39
1991	Canseco.....	44
1992	McGwire.....	42
1993	Sierra.....	22
1994	Sierra.....	23
1995	McGwire.....	39
1996	McGwire.....	52
1997	McGwire.....	34
1998	Giambi.....	27
1999	Stairs.....	38
2000	Giambi.....	43
2001	Giambi.....	38
2002	Chavez.....	34
	Tejada.....	34

RUNS BATTED IN

1901	Lajoie.....	125
1902	Cross.....	108
1903	Cross.....	90
1904	Murphy.....	77
1905	Davis.....	83
1906	Davis.....	96
1907	Davis.....	87
1908	Murphy.....	86
1909	Baker.....	65
1910	Collins.....	81
1911	Baker.....	115
1912	Baker.....	130
1913	Baker.....	117
1914	McInnis.....	95
1915	Lajoie.....	61
1916	McInnis.....	60
1917	Bodie.....	74
1918	Burns.....	70
1919	Walker.....	64
1920	Walker.....	82
1921	Walker.....	101
1922	Walker.....	99
1923	Hauser.....	94
1924	Hauser.....	115
1925	Simmons.....	129
1926	Simmons.....	109
1927	Simmons.....	108
1928	Simmons.....	107
1929	Simmons.....	157
1930	Simmons.....	165
1931	Simmons.....	128
1932	Foxx.....	169
1933	Foxx.....	163
1934	Foxx.....	130
1935	Foxx.....	115
1936	Johnson.....	121
1937	Johnson.....	108
1938	Johnson.....	113
1939	Johnson.....	114
1940	Johnson.....	103
1941	Johnson.....	107
1942	Johnson.....	80
1943	Estalella.....	63
1944	Hayes.....	78
1945	Kell.....	56
1946	Chapman.....	67
1947	Chapman.....	83
1948	Majeski.....	120
1949	Chapman.....	108
1950	Chapman.....	95



Sam Chapman

1951	Zernial.....	125
1952	Zernial.....	100
1953	Zernial.....	108
1954	Zernial.....	62
1955	Zernial.....	84
1956	Simpson.....	105
1957	Zernial.....	69
1958	Cerv.....	104
1959	Cerv.....	87
1960	Siebern.....	66
1961	Siebern.....	98
1962	Siebern.....	117
1963	Siebern.....	83
1964	Colavito.....	102
1965	Harrelson.....	66
1966	Green.....	62
1967	Monday.....	58
1968	Jackson.....	74
1969	Jackson.....	118
1970	Bando.....	75
1971	Bando.....	94
1972	Bando.....	77
1973	Jackson.....	117
1974	Bando.....	103
1975	Jackson.....	104
1976	Rudi.....	94
1977	Page.....	75
1978	Page.....	70
1979	Revering.....	77
1980	Armas.....	109
1981	Armas.....	76
1982	Murphy.....	94
1983	Murphy.....	75
1984	Kingman.....	118
1985	Kingman.....	91
1986	Canseco.....	117
1987	McGwire.....	118
1988	Canseco.....	124
1989	Parker.....	97
1990	McGwire.....	108
1991	Canseco.....	122
1992	McGwire.....	104
1993	Sierra.....	101
1994	Sierra.....	92
1995	McGwire.....	90
1996	McGwire.....	113
1997	McGwire.....	81
	Giambi.....	81
1998	Giambi.....	110
1999	Giambi.....	123
2000	Giambi.....	137
2001	Giambi.....	120
2002	Tejada.....	131

TOTAL BASES

1901	Lajoie.....	345
1902	Seybold.....	264
1903	Seybold.....	241
1904	Murphy.....	245
1905	Davis.....	254
1906	Davis.....	253
1907	Davis.....	231
1908	Murphy.....	191
1909	Collins.....	257
1910	Murphy.....	244
1911	Baker.....	299
1912	Baker.....	312
1913	Baker.....	278
1914	Baker.....	252
1915	Strunk.....	207
1916	Strunk.....	229
1917	Bodie.....	233
1918	Burns.....	236
1919	Burns.....	210
1920	Walker.....	245
1921	Walker.....	280
1922	Walker.....	310
1923	Hauser.....	254
1924	Hauser.....	290
1925	Simmons.....	392
1926	Simmons.....	329
1927	Simmons.....	262
1928	Simmons.....	259
1929	Simmons.....	373
1930	Simmons.....	392
1931	Simmons.....	329
1932	Foxx.....	438
1933	Foxx.....	403
1934	Foxx.....	352
1935	Foxx.....	340
1936	Johnson.....	297
1937	Moses.....	357
1938	Johnson.....	311
1939	Johnson.....	301
1940	Johnson.....	263
1941	Chapman.....	300
1942	Johnson.....	248
1943	Siebert.....	183
1944	Hayes.....	213
1945	Siebert.....	205
1946	Chapman.....	234
1947	McCosky.....	218
1948	Majeski.....	268
1949	Chapman.....	268
1950	Chapman.....	240
1951	Zernial.....	290
1952	Zernial.....	248
1953	Zernial.....	311
1954	Finigan.....	205
1955	Power.....	301
1956	Simpson.....	266
1957	Zernial.....	206
1958	Cerv.....	305
1959	Cerv.....	222
1960	Siebern.....	245
1961	Siebern.....	266
1962	Siebern.....	297
1963	Charles.....	238
1964	Colavito.....	298
1965	Campaneris.....	221
1966	Campaneris.....	217
1967	Campaneris.....	199

Athletics Year-By-Year Batting Leaders

1968	Jackson	250
1969	Jackson	334
1970	Campaneris	270
1971	Jackson	288
1972	Rudi	288
1973	Bando	295
1974	Rudi	287
1975	Jackson	303
1976	Bando	235
1977	Page	261
1978	Page	237
1979	Revering	228
1980	Armas	314
1981	Armas	211
1982	Armas	232
1983	Henderson	216
1984	Kingman	277
1985	Davis	265
1986	Canseco	274
1987	McGwire	344
1988	Canseco	347
1989	Parker	239
1990	R. Henderson	282
1991	Canseco	318
1992	McGwire	273
1993	Sierra	246
1994	Sierra	206
1995	Berroa	246
1996	Berroa	312
1997	Giambi	257
1998	Giambi	275
1999	Giambi	318
2000	Giambi	330
2001	Giambi	343
2002	Tejada	336



Eddie Joost

1936	Johnson	525
1937	Johnson	556
1938	Johnson	552
1939	Johnson	553
1940	Johnson	514
1941	Chapman	543
1942	Johnson	451
1943	Siebert	328
1944	Siebert	423
1945	Estalella	435
1946	Chapman	429
1947	Fain	423
1948	Majeski	454
1949	Chapman	455
1950	Chapman	434
1951	Zernial	525
1952	Zernial	452
1953	Zernial	559
1954	Finigan	421
1955	Zernial	508
1956	Simpson	490
1957	Zernial	471
1958	Cerv	592
1959	Cerv	479
1960	Siebern	471
1961	Siebern	475
1962	Siebern	490
1963	Siebern	410
1964	Colavito	507
1965	Harrelson	429
1966	Cater	393
1967	Monday	419
1968	Jackson	464
1969	Jackson	608
1970	Mincher	460
1971	Jackson	508
1972	Epstein	490
1973	Jackson	531
1974	Jackson	514
1975	Jackson	511
1976	Tenace	458
1977	Page	521
1978	Page	459
1979	Revering	483
1980	Armas	500
1981	Armas	480
1982	Burroughs	505
1983	Lansford	475
1984	Kingman	505
1985	Davis	484
1986	Canseco	457
1987	McGwire	618
1988	Canseco	569

1989	Canseco	542
1990	R. Henderson	577
1991	Canseco	556
1992	McGwire	585
1993	R. Henderson	553
1994	Berroa	485
1995	McGwire	685
1996	McGwire	730
1997	Giambi	495
1998	Stairs	511
1999	Jaha	556
2000	Giambi	647
2001	Giambi	660
2002	Chavez	513

WALKS

1901	Seybold	40
1902	Hartsel	87
1903	Pickering	53
1904	Hartsel	75
1905	Hartsel	121
1906	Hartsel	188
1907	Hartsel	106
1908	Hartsel	93
1909	Collins	62
1910	Hartsel	58
1911	Collins	62
1912	Collins	101
1913	Collins	85
1914	Collins	97
1915	Schang	66
1916	Strunk	66
1917	Strunk	68
1918	Jamieson	54
1919	Witt	46
1920	Dykes	52
1921	Witt	77
1922	Walker	61
1923	Hauser	94
1924	Hauser	56
1925	Bishop	87
1926	Bishop	116
1927	Bishop	105
1928	Bishop	97
1929	Bishop	128
1930	Bishop	128
1931	Bishop	112
1932	Fox	116
1933	Bishop	106
1934	Fox	111
1935	Fox	114
1936	Johnson	88
1937	Johnson	98
1938	Werber	93
1939	Johnson	99
1940	Johnson	83
1941	Johnson	95
	McCoy	95
1942	Johnson	82
1943	White	61
1944	Siebert	62
1945	Estalella	74
1946	McQuinn	64
1947	Joost	114
1948	Joost	119
1949	Joost	149
1950	Fain	133
1951	Joost	106
1952	Joost	122
1953	Robinson	63
1954	Finigan	64

1955	Finigan	61
1956	Lopez	63
1957	Lopez	41
1958	Tuttle	74
1959	Maris	58
1960	Siebern	72
1961	Hovser	92
1962	Siebern	110
1963	Siebern	79
1964	Causey	88
1965	Harrelson	66
1966	Hersberger	47
1967	Gosger	53
1968	Monday	72
1969	Jackson	114
1970	Bando	118
1971	Bando	86
1972	Epstein	68
1973	Tenace	101
1974	Tenace	110
1975	Tenace	106
1976	Tenace	81
1977	Gross	86
1978	Page	53
1979	Murphy	83
1980	Henderson	117
1981	Murphy	73
1982	Henderson	116
1983	Henderson	103
1984	Henderson	88
1985	Murphy	84
1986	Phillips	76
1987	McGwire	71
1988	Canseco	78
1989	McGwire	83
1990	McGwire	110
1991	R. Henderson	98
1992	R. Henderson	95
1993	R. Henderson	85
1994	Henderson	72
1995	McGwire	88
1996	McGwire	116
1997	McGwire	58
1998	Henderson	118
1999	Giambi	105
2000	Giambi	137
2001	Giambi	129
2002	Justice	70

STRIKEOUTS

1913	Murphy	44
	Schang	44
1914	Murphy	46
1915	Walsh	64
1916	Witt	71
1917	Epstein	53
1918	Dugan	55
	Kopp	55
1919	Thomas	52
1920	Dykes	73
1921	Dykes	75
1922	Dykes	98
1923	Hauser	52
1924	Simmons	60
1925	Dykes	49
1926	Simmons	49
1927	Hale	32
1928	Hauser	45
1929	Fox	70
1930	Fox	66
1931	Fox	84
1932	Fox	96

Athletics Year-By-Year Batting Leaders

1933	Foxx	93
1934	Foxx	75
1935	Foxx	99
1936	Johnson	71
1937	Peters	59
1938	Chapman	94
1939	Nagel	86
1940	Chapman	96
1941	Johnson	75
1942	Johnson	61
1943	White	51
1944	Estalella	60
1945	Estalella	66
1946	Chapman	86
1947	Joost	110
1948	Joost	87
1949	Joost	80
1950	Chapman	79
1951	Zernial	99
1952	Joost	94
1953	Zernial	79
1954	Finigan	69
1955	Zernial	90
1956	Simpson	82
1957	Zernial	84
1958	DeMaestri	84
1959	Cerv	87
1960	Williams	68
	Siebern	68
1961	Siebern	91
1962	Cimoli	89
1963	Siebern	82
1964	Mathews	143
1965	Harrelson	112
1966	Green	101
1967	Monday	107
1968	Jackson	171
1969	Jackson	142
1970	Jackson	135
1971	Jackson	161
1972	Jackson	125
1973	Jackson	116
1974	Jackson	105
	Tenace	105
1975	Jackson	133
1976	North	95
1977	Gross	84
1978	Page	95
1979	Page	93
1980	Armas	123
1981	Armas	115
1982	Armas	128
1983	Murphy	105
1984	Kingman	119
1985	Murphy	123
1986	Canseco	175
1987	Canseco	157
1988	Canseco	128
1989	D. Henderson	131
1990	Canseco	158
1991	Canseco	152
1992	McGwire	105
1993	D. Henderson	113
1994	Javier	76
1995	Berroa	98
1996	Berroa	122
1997	Canseco	122
1998	Grieve	123
1999	Jaha	129
2000	Grieve	130
2001	Long	103
2002	Chavez	119

STOLEN BASES

1901	Fultz	36
1902	Hartsel	47
1903	Pickering	40
1904	Murphy	22
1905	Hoffman	46
1906	Hartsel	31
1907	Oldring	29
1908	Davis	20
1909	Collins	87
1910	Collins	81
1911	Collins	38
	Baker	38
1912	Collins	63
1913	Collins	54
1914	Collins	58
1915	Walsh	22
1916	Walsh	27
1917	McInnis	18
1918	Kopp	22
1919	Kopp	16
1920	Walker	9
1921	Witt	16
1922	Miller	10
	Galloway	10
1923	Mathews	16
1924	Simmons	16
1925	Galloway	16
1926	Simmons	10
1927	Cobb	22
1928	Miller	10
1929	Miller	24
1930	Miller	13
1931	Miller	5
1932	McNair	8
	Dykes	8
1933	Johnson	8
	Cochrane	8
1934	Johnson	12
1935	Warstler	8
1936	Newsome	13
1937	Werber	35
1938	Werber	19
1939	Johnson	15
1940	Hayes	9
1941	Chapman	6
	Johnson	6
1942	Valo	13
1943	Welaj	12
	White	12
1944	Garrison	10
1945	Peck	5
1946	Valo	9
1947	Valo	11
1948	Fain	10
	Valo	10
1949	Valo	14
1950	Valo	12
1951	Valo	11
1952	Valo	12
1953	Phillely	13
1954	Jacobs	17
1955	Valo	5
1956	Pilarcik	9
1957	Martin	7
1958	Tuttle	7
1959	Tuttle	10
1960	Snyder	7
1961	Howser	37
1962	Charles	20
1963	Tartabull	16
1964	Charles	12



Gene Tenace

1965	Campaneris	51
1966	Campaneris	52
1967	Campaneris	55
1968	Campaneris	62
1969	Campaneris	62
1970	Campaneris	42
1971	Campaneris	34
1972	Campaneris	52
1973	North	53
1974	North	54
1975	Washington	40
1976	North	75
1977	Page	42
1978	Dilone	50
1979	Henderson	33
1980	Henderson	100
1981	Henderson	56
1982	Henderson	130
1983	Henderson	108
1984	Henderson	66
1985	Collins	29
1986	Griffin	33
1987	Polonia	29
1988	Canseco	40
1989	R. Henderson	52
1990	R. Henderson	65
1991	R. Henderson	58
1992	R. Henderson	48
1993	R. Henderson	31
1994	Javier	24
1995	Javier	36
1996	Battle	10
1997	McDonald	13
1998	Henderson	66
1999	Phillips	11
	Velarde	11
2000	Velarde	9
2001	Damon	27
2002	Chavez	8

SACRIFICE HITS

1968	Campaneris	8
	Hunter	8
1969	Campaneris	10
1970	Bando	7
1971	Blue	13
1972	Campaneris	20
1973	Campaneris	9
1974	Campaneris	11
	North	11
1975	Garner	21
1976	Campaneris	18
1977	Picciolo	14

1978	Guerrero	17
1979	Murphy	13
1980	Murphy	22
1981	Picciolo	9
1982	Murphy	12
1983	Phillips	11
1984	Phillips	7
1985	Hill	16
1986	Griffin	12
1987	Griffin	10
1988	Hubbard	10
1989	Gallego	8
1990	Gallego	17
1991	Bordick	12
1992	Browne	16
1993	Bordick	10
1994	Javier	7
1995	Bordick	7
1996	Bournigal	8
1997	Bournigal	7
	Mashore	7
1998	Hinch	13
1999	Hinch	9
	Tejada	9
2000	Hernandez	10
2001	Hernandez	9
2002	Ellis	8

SACRIFICE FLIES

1968	Bando	5
1969	Green	6
1970	Mincher	7
1971	Campaneris	6
	Jackson	6
1972	Duncan	6
1973	Campaneris	7
1974	Bando	13
1975	Washington	7
1976	Campaneris	11
	Baylor	11
1977	Armas	8
1978	Page	4
1979	Essian	9
1980	Gross	6
	Guerrero	6
1981	Johnson	6
1982	Murphy	8
	Armas	8
1983	Almon	11
1984	Kingman	14
1985	Kingman	8
1986	Canseco	9
1987	Canseco	9
1988	Henderson	7
	Weiss	7
1989	McGwire	11
1990	McGwire	9
1991	Steinbach	9
1992	McGwire	9
1993	Sierra	10
1994	Sierra	11
1995	Gates	11
1996	Berroa	6
1997	Giambi	8
1998	Giambi	9
1999	Giambi	8
2000	Giambi	8
2001	Giambi	9
2002	Dye	5

Bold denotes tied or led league

Athletics Year-By-Year Pitching Leaders

WINS

1901	Fraser	20
1902	Waddell	24
1903	Plank	23
1904	Plank	26
1905	Waddell	26
1906	Plank	19
1907	Plank	24
1908	Vickers	18
1909	Plank	19
1910	Coombs	31
1911	Coombs	28
1912	Plank	26
1913	Bender	21
1914	Bender	17
	Bush	17
1915	Wyckoff	10
1916	Bush	15
1917	Bush	11
1918	Perry	21
1919	Johnson	9
	Kinney	9
1920	Perry	11
1921	Rommel	16
1922	Rommel	27
1923	Rommel	18
1924	Rommel	18
1925	Rommel	21
1926	Grove	13
1927	Grove	20
1928	Grove	24
1929	Earnshaw	24
1930	Grove	28
1931	Grove	31
1932	Grove	25
1933	Grove	24
1934	Marcum	14
1935	Marcum	17
1936	Kelley	15
1937	Kelley	13
1938	Kelley	16
1939	Nelson	10
1940	Babich	14
1941	Knott	13
1942	Marchildon	17
1943	Flores	12
1944	Christopher	14
1945	Christopher	13
1946	Marchildon	13
1947	Marchildon	19
1948	Fowler	15
1949	Kellner	20
1950	Hooper	15
1951	Shantz	18
1952	Shantz	24
1953	Kellner	11
	Byrd	11
1954	Portocarrero	9
1955	Ditmar	12
1956	Ditmar	12
1957	Trucks	9
	Morgan	9
1958	Garver	12
1959	Daley	16
1960	Daley	16
1961	Bass	11
1962	Rakow	14
1963	Wickersham	12
	Pena	12
1964	Pena	12
1965	Sheldon	10
1966	Talbot	10
1967	Krausse	14
1968	Hunter	13
1969	Odom	16
1970	Dobson	15
	Hunter	18



Lefty Grove

1971	Blue	24
1972	Hunter	21
1973	Holtzman	21
	Hunter	21
1974	Hunter	25
1975	Blue	22
1976	Blue	18
1977	Blue	14
1978	Johnson	11
1979	Langford	12
1980	Norris	22
1981	McCatty	14
1982	Langford	11
	Keough	11
1983	Codirol	12
1984	Burris	13
1985	Codirol	14
1986	Young	13
1987	Stewart	20
1988	Stewart	21
1989	Stewart	21
1990	Welch	27
1991	Moore	17
1992	Moore	17
1993	Witt	14
1994	Darling	10
1995	Stottlemire	14
1996	Wasdin	8
1997	Small	9
1998	Rogers	16
1999	Heredia	13
2000	Hudson	20
2001	Mulder	25
2002	Zito	23

LOSSES

1901	Fraser	15
1902	Plank	15
1903	Plank	16
	Waddell	16
1904	Plank	17
	Waddell	17
	Henley	17
1905	Plank	12
	Henley	12
1906	Waddell	16
1907	Plank	16
1908	Vickers	19
1909	Morgan	11
	Coombs	11
1910	Morgan	12
1911	Coombs	12
1912	Brown	11
1913	Brown	11
1914	Bush	12
1915	Wyckoff	15
1916	Bush	22

1917	Bush	17
1918	Perry	19
1919	Naylor	18
1920	Perry	25
1921	Rommel	23
1922	Harris	20
1923	Rommel	19
1924	Rommel	15
1925	Walberg	14
1926	Grove	13
1927	Grove	13
1928	Walberg	12
1929	Walberg	11
1930	Earnshaw	13
1931	Walberg	12
1932	Earnshaw	13
	Mahaffey	13
1933	Walberg	13
1934	Cain	17
1935	Dietrich	13
1936	Rhodes	20
1937	Kelley	21
1938	Caster	20
1939	Ross	14
1940	Caster	19
1941	Marchildon	15
	Woff	15
	Harris	15
1943	Harris	21
1944	Newsom	15
1945	Newsom	20
1946	Marchildon	16
	Knorr	16
	Fowler	16
	Flores	13
1948	Marchildon	15
1949	Coleman	14
1950	Kellner	19
1951	Kellner	14
	Byrd	15
	Hooper	15
1953	Byrd	20
1954	Portocarrero	18
1955	Ditmar	12
1956	Ditmar	22
1957	Garver	13
1958	Terry	13
1959	Daley	13
	Garver	13
1960	Daley	16
1961	Archer	15
1962	Rakow	17
1963	Pena	20
1964	Segui	21
1965	O'Donoghue	18
1966	Hunter	11
1967	Hunter	17
	Nash	17
	Krausse	17
1968	Dobson	14
1969	Hunter	15
1970	Dobson	15
1971	Odom	12
1972	Holtzman	11
1973	Holtzman	13
1974	Holtzman	17
1975	Holtzman	13
1976	Blue	14
1977	Langford	19
	Blue	19
1978	Keough	15
1979	Keough	17
1980	Kingman	20
1981	Langford	10
1982	Keough	18
1983	Codirol	11
1984	McCatty	12
1985	Codirol	14
1986	Rijo	11

1987	Stewart	13
1988	Stewart	12
1989	Moore	11
1990	Moore	15
1991	Welch	13
1992	Moore	12
1993	Witt	13
1994	Darling	11
1995	Van Poppel	8
1996	Johns	12
1997	Karsay	12
1998	Candiotti	16
1999	Haynes	12
2000	Appier	11
	Heredia	11
2001	Hudson	9
2002	Lidle	10

ERA

1901	Plank	3.31
1902	Waddell	2.05
1903	Plank	2.38
1904	Waddell	1.62
1905	Waddell	1.48
1906	Waddell	2.21
1907	Bender	2.05
1908	Coombs	2.00
1909	Krause	1.39
1910	Coombs	1.30
1911	Plank	2.10
1912	Plank	2.21
1913	Bender	2.21
1914	Bender	2.26
1915	Wyckoff	3.52
1916	Bush	2.57
1917	Bush	2.47
1918	Perry	1.98
1919	Naylor	3.34
1920	Rommel	2.84
1921	Rommel	3.95
1922	Rommel	3.28
1923	Rommel	3.27
1924	Baumgartner	2.88
1925	Gray	3.39
1926	Grove	2.51
1927	Quinn	3.18
1928	Guinn	2.57
1929	Grove	2.82
1930	Grove	2.54
1931	Grove	2.05
1932	Grove	2.84
1933	Grove	3.21
1934	Cain	4.40
1935	Marcum	4.07
1936	Kelley	3.87
1937	Smith	3.93
1938	Caster	4.36
1939	Nelson	4.77
1940	Babich	3.73
1941	Marchildon	3.57
1942	Woff	3.32
1943	Flores	3.12
1944	Newsom	2.82
1945	Christopher	3.17
1946	Flores	2.32
1947	Fowler	2.81
1948	Fowler	3.78
1949	Fowler	3.74
1950	Brissie	4.02
1951	Shantz	3.95
1952	Shantz	2.48
1953	Fricano	3.88
1954	Portocarrero	4.06
1955	Kellner	4.20
1956	Gorman	3.84
1957	Trucks	3.03
1958	Herbert	3.50
1959	Daley	3.17

Athletics Year-By-Year Pitching Leaders

1960	Herbert	3.27
1961	Archer	3.20
1962	Rakow	4.25
1963	Drabowsky	3.05
1964	Pena	4.44
1965	O'Donoghue	4.14
1966	Krauss	2.98
1967	Hunter	2.80
1968	Nash	2.28
1969	Odom	2.92
1970	Segui	2.56
1971	Blue	1.82
1972	Hunter	2.04
1973	Holtzman	2.97
1974	Hunter	2.49
1975	Blue	3.01
1976	Blue	2.35
1977	Blue	3.83
1978	Keough	3.24
1979	McCatty	4.22
1980	Norris	2.53
1981	McCatty	2.32
1982	McCatty	3.99
1983	Krueger	3.61
1984	Burris	3.15
1985	Sutton	3.89
1986	Haas	2.74
1987	Stewart	3.68
1988	Stewart	3.23
1989	Moore	2.61
1990	Stewart	2.56
1991	Moora	2.96
1992	Welch	3.27
1993	Witt	4.29
1994	Ontiveros	2.65
1995	Ontiveros	4.37
1996	Prieto	4.15
1997	Haynes	4.42
1998	Rogers	3.17
1999	Hudson	3.23
2000	Heredia	4.12
2001	Hudson	3.37
2002	Zito	2.75

GAMES

1901	Fraser	40
1902	Plank	36
1903	Plank	43
1904	Waddell	46
1905	Waddell	46
1906	Waddell	43
1907	Waddell	44
1908	Vickers	53
1909	Plank	34
	Bender	34
1910	Coombs	45
1911	Coombs	47
1912	Coombs	40
1913	Bender	48
1914	Bush	38
	Shawkey	38
	Wyckoff	43
1915	Myers	44
1917	Myers	38
1918	Perry	44
1919	Kinney	43
1920	Perry	42
	Naylor	42
1921	Rommel	46
1922	Rommel	51
1923	Rommel	56
1924	Rommel	43
1925	Walberg	53
1926	Pate	47
1927	Grove	51
1928	Rommel	43
1929	Earnshaw	44
1930	Grove	50

1931	Walberg	44
1932	Grove	44
1933	Grove	45
1934	Cascarella	42
1935	Dietrich	43
1936	Kelley	35
	Rhodes	35
1937	Kelley	41
1938	Smith	43
1939	Dean	54
1940	Hausser	41
1941	Ferrick	36
1942	Marchildon	38
1943	Wolff	41
1944	Berry	53
1945	Berry	52
1946	Savage	40
1947	Christopher	44
	Savage	44
1948	Harris	45
1949	Kellner	38
	Scheib	38
1950	Brissie	46
1951	Scheib	46
1952	Hooper	43
1953	Martin	58
1954	Burtschy	38
1955	Gorman	57
1956	Crimian	54
1957	Trucks	48
1958	Gorman	50
1959	Grim	40
1960	Kutyna	51
1961	Kunkel	58
1962	Wyatt	59
1963	Wyatt	63
1964	Wyatt	81
1965	Dickson	68
1966	Aker	66
1967	Aker	57
1968	Aker	54
1969	Lindblad	60
	Fingers	60
1970	Grant	72
1971	Fingers	48
1972	Fingers	65
1973	Fingers	62
1974	Fingers	76
1975	Fingers	75
1976	Fingers	46
1977	Lacey	64
1978	Lacey	74
1979	Heaverlo	62
1980	Lacey	47
1981	Jones	33
1982	Underwood	56
1983	Underwood	51
1984	Caudill	68
1985	Howell	63
1986	Ontiveros	46
1987	Eckersley	54
	Nelson	54
1988	Eckersley	60
1989	Honeycutt	64
1990	Eckersley	63
1991	Eckersley	67
1992	Eckersley	69
1993	Eckersley	64
1994	Eckersley	45
1995	Eckersley	52
1996	Groom	72
	Mohler	72
1997	Groom	78
1998	Groom	75
1999	Groom	76
2000	Tam	72
2001	Tam	70
2002	Koch	84



Jim "Catfish" Hunter

GAMES STARTED

1901	Fraser	37
1902	Plank	32
1903	Plank	40
1904	Waddell	46
1905	Plank	41
1906	Waddell	34
1907	Plank	40
1908	Vickers	33
1909	Plank	33
1910	Coombs	38
1911	Coombs	40
1912	Coombs	32
1913	Brown	35
1914	Shawkey	31
1915	Wyckoff	34
1916	Myers	35
1917	Bush	31
1918	Perry	36
1919	Johnson	25
1920	Naylor	36
1921	Rommel	32
1922	Rommel	33
1923	Hasty	36
1924	Rommel	36
1925	Harris	33
1926	Grove	70
1927	Walberg	34
1928	Grove	31
1929	Grove	37
1930	Earnshaw	39
1931	Walberg	35
1932	Walberg	34
1933	Cain	32
1934	Cain	32
1935	Marcum	27
1936	Rhodes	28
1937	Caster	33
1938	Caster	40
1939	Ross	28
1940	Babich	30
1941	Marchildon	27
1942	Marchildon	31
1943	Flores	27
	Harris	27
1944	Newsom	33
1945	Newsom	34
1946	Marchildon	29
1947	Marchildon	30
1948	Marchildon	30
1949	Coleman	31
1950	Brissie	31
1951	Kellner	29
1952	Shantz	33
	Kellner	33
1953	Byrd	37

1954	Portocarrero	33
1955	Kellner	24
1956	Ditmar	34
1957	Garver	23
1958	Terry	33
1959	Garver	30
1960	Daley	35
1961	Archer	27
1962	Rakow	35
1963	Wickersham	33
1964	Segui	35
1965	Talbot	33
1966	Hunter	25
1967	Hunter	35
1968	Dobson	34
	Hunter	34
1969	Dobson	35
	Hunter	35
1970	Hunter	40
	Dobson	40
1971	Blue	39
1972	Hunter	37
1973	Holtzman	40
1974	Hunter	41
1975	Holtzman	38
	Blue	38
1976	Torrez	39
1977	Blue	38
1978	Keough	32
1979	Langford	29
1980	Langford	33
	Norris	33
1981	Langford	24
1982	Keough	34
1983	Codiroli	31
1984	McCatty	30
1985	Codiroli	37
1986	Young	27
1987	Stewart	37
1988	Stewart	37
1989	Stewart	36
1990	Stewart	36
1991	Stewart	35
	Welch	35
1992	Moore	36
1993	Witt	33
1994	Darling	25
1995	Stottlemire	31
1996	Wengert	25
1997	Karsay	24
1998	Rogers	34
1999	Heredia	33
2000	Heredia	32
	Hudson	32
2001	Hudson	35
	Zito	35
2002	Zito	35

COMPLETE GAMES

1901	Fraser	35
1902	Plank	31
1903	Waddell	34
1904	Waddell	39
1905	Plank	35
1906	Bender	24
1907	Plank	33
1908	Vickers	21
	Plank	21
1909	Plank	24
	Bender	24
1910	Coombs	35
1911	Coombs	26
1912	Plank	24
1913	Plank	18
1914	Shawkey	18
1915	Wyckoff	20
1916	Myers	31
1917	Bush	17

Athletics Year-By-Year Pitching Leaders

1918	Perry	30
1919	Naylor	17
1920	Perry	20
	Naylor	20
1921	Rommel	20
1922	Rommel	22
1923	Rommel	19
1924	Rommel	21
1925	Harris	15
1926	Grove	20
1927	Walberg	15
1928	Grove	24
1929	Grove	21
1930	Grove	22
1931	Grove	27
1932	Grove	27
1933	Grove	21
1934	Marcum	17
1935	Marcum	19
1936	Kelley	20
1937	Caster	19
1938	Caster	20
1939	Nelson	12
1940	Babich	16
1941	Marchildon	14
1942	Marchildon	18
1943	Harris	15
1944	Newsom	18
1945	Christopher	17
1946	Marchildon	16
1947	Marchildon	21
1948	Fowler	16
1949	Kellner	19
1950	Kellner	15
	Brissie	15
1951	Shantz	13
1952	Shantz	27
1953	Kellner	14
1954	Portocarrero	16
1955	Ditmar	7
1956	Ditmar	14
1957	Garver	6
1958	Garver	10
1959	Daley	12
1960	Herbert	14
1961	Archer	9
1962	Rakow	11
1963	Drabowsky	9
	Pena	9
1964	Pena	5
1965	Segui	5
1966	Nash	5
1967	Hunter	13
1968	Nash	12
1969	Dobson	11
1970	Dobson	13
1971	Blue	24
1972	Holtzman	16
	Hunter	16
1973	Holtzman	16
1974	Hunter	23
1975	Holtzman	13
	Blue	13
1976	Blue	20
1977	Blue	16
1978	Johnson	7
1979	Langford	14
1980	Langford	28
1981	Langford	18
1982	Langford	15
1983	Codiroli	7
1984	Burris	5
1985	Codiroli	4
1986	Andujar	7
1987	Stewart	8
1988	Stewart	14
1989	Stewart	8
1990	Stewart	11
1991	Welch	7
1992	Darling	4
1993	Witt	5



Vida Blue

1994	Witt	5
1995	Ontiveros	2
	Stottlemire	2
1996	Prieto	2
1997	Oquist	1
	Wengert	1
1998	Rogers	7
1999	Rogers	3
2000	Heredia	2
	Hudson	2
2001	Mulder	6
2002	Hudson	4

SHUTOUTS

1901	Fraser	2
	Wiltse	2
1902	Waddell	3
1903	Waddell	4
1904	Waddell	8
1905	Waddell	7
1906	Waddell	8
1907	Plank	8
1908	Vickers	6
1909	Krause	7
1910	Coombs	13
1911	Plank	6
1912	Plank	3
	Brown	3
1913	Plank	7
1914	Bender	7
1915	six tied with	1
1916	Bush	8
1917	Bush	4
1918	Perry	3
	Gregg	3
	Watson	3
1919	Rogers	1
1920	Rommel	2
1921	Heimach	1
1922	Rommel	3
1923	Rommel	3
1924	Rommel	3
1925	Gray	4
1926	Quinn	3
1927	Quinn	3
1928	Grove	4
	Quinn	4
1929	Walberg	3
1930	Earnshaw	3
1931	Earnshaw	3
	Grove	3
1932	Grove	4
1933	Grove	2
1934	Dietrich	4
1935	Wilshere	3
1936	Kelley	1
	Rhodes	1
	Ross	1

1937	Caster	3
1938	Caster	2
1939	Beckman	2
1940	Beckman	2
1941	Marchildon	1
	McCrabb	1
	Ferrick	1
1942	Wolf	2
1943	Wolf	2
1944	four tied with	2
1945	Flores	4
1946	Flores	4
1947	Fowler	3
1948	Coleman	3
1949	Fowler	4
1950	Brissie	2
1951	Shantz	3
1952	Shantz	5
1953	Kellner	2
	Byrd	2
1954	Portocarrero	1
	Kellner	1
	Trice	1
1955	Kellner	3
1956	Ditmar	2
1957	four tied with	1
1958	Garver	3
	Terry	3
1959	Daley	2
	Garver	2
	Herbert	2
1960	Garver	2
1961	Bass	2
	Archer	2
1962	Rakow	2
1963	Pena	3
1964	Segui	2
1965	Hunter	2
1966	Odom	2
1967	Hunter	5
1968	Nash	6
1969	Odom	3
	Hunter	3
1970	Dobson	5
1971	Blue	8
1972	Hunter	5
1973	Holtzman	4
	Blue	4
1974	Hunter	6
1975	Holtzman	2
	Blue	2
1976	Blue	6
1977	Blue	1
	Norris	1
	Langford	1
1978	Langford	2
1979	Keough	1
	Kingman	1
	Langford	1
1980	Keough	2
	Langford	2
1981	McCatty	2
1982	Keough	2
	Langford	2
1983	Codiroli	2
	Quinn	2
1984	Burris	1
	Young	1
1985	Sutton	1
1986	Yung	2
1987	Ontiveros	1
	Stewart	1
1988	Stewart	2
	Welch	2
1989	Moore	3
1990	Stewart	4
1991	Moore	1
	Stewart	1
	Welch	1
1992	Darling	3

1993	Witt	1
1994	Witt	3
1995	Johns	1
	Ontiveros	1
1996	Adams	1
	Telgheder	1
	Wengert	1
1997		0
1998	Haynes	1
	Rogers	1
	Stein	1
1999		0
2000	Hudson	2
2001	Mulder	4
2002	Hudson	2
	Lidle	2

SAVES

1968	Aker	7
1969	Fingers	12
1970	Grant	24
1971	Fingers	17
1972	Fingers	21
1973	Fingers	22
1974	Fingers	18
1975	Fingers	24
1976	Fingers	20
1977	Bair	7
	Lacey	7
1978	Sosa	14
1979	Heaverlo	9
1980	Lacey	6
1981	Beard	3
	Jones	3
1982	Beard	11
1983	Beard	10
1984	Caudill	36
1985	Howell	29
1986	Howell	16
1987	Eckersley	16
	Howell	16
1988	Eckersley	45
1989	Eckersley	33
1990	Eckersley	48
1991	Eckersley	43
1992	Eckersley	51
1993	Eckersley	36
1994	Eckersley	19
1995	Eckersley	29
1996	Taylor	17
1997	Taylor	23
1998	Taylor	23
1999	Taylor	36
2000	Isringhausen	33
2001	Isringhausen	34
2002	Koch	44

INNINGS PITCHED

1901	Fraser	331
1902	Plank	300
1903	Plank	336
1904	Waddell	383
1905	Plank	347
1906	Waddell	273
1907	Plank	344
1908	Vickers	300
1909	Plank	275
1910	Coombs	353
1911	Coombs	337
1912	Coombs	262
1913	Bender	237
1914	Shawkey	237
1915	Wyckoff	276
1916	Myers	315
1917	Bush	233
1918	Perry	332
1919	Naylor	205
1920	Perry	264
1921	Rommel	285

Athletics Year-By-Year Pitching Leaders

1922	Rommel	294
1923	Rommel	298
1924	Rommel	278
1925	Rommel	261
1926	Grove	258
1927	Grove	262
1928	Grove	262
1929	Grove	275
1930	Earnshaw	296
1931	Walberg	291
1932	Grove	292
1933	Grove	275
1934	Marcum	232
1935	Marcum	243
1936	Kelley	235
1937	Caster	232
1938	Caster	281
1939	Nelson	198
1940	Babich	229
1941	Marchildon	204
1942	Marchildon	244
1943	Flores	231
1944	Newsom	265
1945	Newsom	257
1946	Marchildon	227
1947	Marchildon	277
1948	Marchildon	226
1949	Kellner	245
1950	Brissie	246
1951	Kellner	210
1952	Shantz	280
1953	Byrd	237
1954	Portocarrero	248
1955	Ditmar	175
1956	Ditmar	254
1957	Garver	145
1958	Terry	217
1959	Daley	216
1960	Herbert	253
1961	Archer	205
1962	Rakow	235
1963	Wickersham	238
1964	Pena	219
1965	Talbot	198
1966	Krausse	178
1967	Hunter	260
1968	Hunter	234
1969	Hunter	247
1970	Dobson	267
1971	Blue	213
1972	Hunter	295
1973	Holtzman	297
1974	Hunter	318
1975	Blue	278
1976	Blue	298
1977	Blue	279.2
1978	Keough	197.1
1979	Langford	219.0
1980	Langford	290.0
1981	Langford	195.1
1982	Langford	237.1
1983	Codiroli	205.2
1984	Burris	211.2
1985	Codiroli	226.0
1986	Young	198.0
1987	Stewart	261.1
1988	Stewart	275.2
1989	Stewart	257.2
1990	Stewart	267.0
1991	Stewart	226.0
1992	Moore	223.0
1993	Witt	220.0
1994	Darling	160.0
1995	Stottlemire	209.2
1996	Wengert	161.1
1997	Wengert	134.0
1998	Rogers	238.2
1999	Heredia	200.1
2000	Hudson	202.1
2001	Hudson	235.0
2002	Hudson	238.1

STRIKEOUTS

1901	Fraser	110
1902	Waddell	210
1903	Waddell	302
1904	Waddell	349
1905	Waddell	287
1906	Waddell	196
1907	Waddell	232
1908	Dygert	164
1909	Bender	161
1910	Coombs	224
1911	Coombs	185
1912	Coombs	120
1913	Plank	151
1914	Plank	110
1915	Wyckoff	157
1916	Myers	182
1917	Bush	121
1918	Perry	81
1919	Kinney	97
1920	Naylor	90
1921	Harriss	92
1922	Harriss	102
1923	Harriss	89
1924	Rommel	72
1925	Grove	116
1926	Grove	174
1927	Grove	194
1928	Grove	183
1929	Grove	170
1930	Grove	209
1931	Grove	175
1932	Grove	188
1933	Grove	114
1934	Marcum	92
1935	Marcum	99
1936	Kelley	82
1937	Caster	100
1938	Caster	112
1939	Nelson	75
1940	Babich	94
1941	Marchildon	74
1942	Marchildon	110
1943	Flores	113
1944	Newsom	142
1945	Newsom	127
1946	Marchildon	95
1947	Marchildon	128
1948	Brissie	127
1949	Brissie	118
1950	Brissie	101
1951	Kellner	94
1952	Shantz	152
1953	Byrd	122
1954	Portocarrero	132
1955	Ditmar	79
1956	Ditmar	126
1957	Terry	80
1958	Terry	134
1959	Daley	125
1960	Daley	126
1961	Archer	110
1962	Rakow	159
1963	Pena	128
1964	Pena	184
1965	Segui	119
1966	Hunter	103
1967	Hunter	196
1968	Hunter	172
1969	Odom	150
1970	Hunter	150
1971	Blue	178
1972	Hunter	191
1973	Blue	158
1974	Blue	174
1975	Blue	189
1976	Blue	166
1977	Blue	157
1978	Keough	108



Ken Holtzman

1979	Langford	101
1980	Norris	180
1981	McCatty	91
1982	Norris	83
1983	Conroy	112
1984	Burris	93
1985	Codiroli	111
1986	Rijo	176
1987	Stewart	205
1988	Stewart	192
1989	Moore	172
1990	Stewart	166
1991	Moore	153
1992	Stewart	130
1993	Witt	131
1994	Witt	111
1995	Stottlemire	205
1996	Reyes	78
1997	Karsay	92
1998	Rogers	138
1999	Hudson	132
2000	Hudson	169
2001	Zito	205
2002	Zito	182

WALKS

1901	Fraser	132
1902	Husting	91
1903	Waddell	85
1904	Waddell	91
1905	Waddell	90
	Bender	90
1906	Waddell	92
1907	Plank	85
	Dygert	85
1908	Dygert	97
1909	Coombs	73
1910	Morgan	117
1911	Coombs	119
1912	Coombs	94
1913	Houck	122
1914	Wyckoff	103
1915	Wyckoff	165
1916	Myers	168
1917	Bush	111
1918	Perry	111
1919	Kinney	91
1920	Naylor	86
1921	Moore	122
1922	Harriss	94
1923	Rommel	108
1924	Rommel	94
1925	Grove	131
1926	Grove	101
1927	Walberg	91
1928	Earnshaw	100

1929	Earnshaw	125
1930	Earnshaw	139
1931	Walberg	109
1932	Walberg	103
1933	Cain	137
1934	Cain	128
1935	Dietrich	101
1936	Rhodes	102
1937	Caster	107
1938	Caster	117
1939	Ross	95
1940	Babich	80
1941	Marchildon	118
1942	Marchildon	140
1943	Black	110
1944	Newsom	82
1945	Newsom	103
1946	Marchildon	114
1947	Marchildon	141
1948	Marchildon	131
1949	Kellner	129
1950	Brissie	117
1951	Kellner	93
1952	Byrd	98
1953	Byrd	114
1954	Portocarrero	115
1955	Ditmar	86
1956	Ditmar	108
1957	Trucks	62
1958	Garver	66
1959	Daley	62
	Herbert	62
1960	Halber	96
1961	Walker	96
1962	Piester	106
1963	Wickersham	79
1964	Segui	94
1965	Talbot	86
1966	Hunter	85
1967	Nash	87
1968	Odom	98
1969	Odom	112
1970	Odom	100
1971	Blue	88
1972	Odom	87
1973	Blue	105
1974	Blue	98
1975	Holtzman	108
1976	Torrez	87
1977	Blue	86
1978	Keough	85
1979	Norris	94
1980	McCatty	99
1981	Norris	63
1982	Keough	101
1983	Conroy	98
1984	Burris	90
1985	Birtas	91
1986	Rijo	108
1987	Stewart	105
1988	Stewart	110
1989	Moore	83
1990	Moore	84
1991	Moore	105
	Stewart	105
1992	Moore	103
1993	Witt	91
1994	Van Poppel	89
1995	Stottlemire	80
1996	Johns	69
1997	Prieto	70
1998	Haynes	88
1999	Haynes	80
2000	Appier	102
2001	Zito	80
2002	Zito	78

Bold denotes tied or led league

Athletics Year-By-Year Designated Hitter Stats

Year	AVG.	AB	R	H	2B	3B	HR	RBI	BB	SO	SH	SF	HP	SB	CS	SLG	OBA
1973	.240	595	85	143	25	2	22	92	82	132	4	6	2	5	6	.400	.331
1974	.243	608	56	148	24	5	9	67	43	97	4	4	4	12	11	.344	.296
1975	.247	587	93	145	21	1	25	92	84	83	1	4	3	18	5	.414	.342
1976	.228	574	74	131	20	1	14	66	83	88	3	7	3	36	15	.340	.325
1977	.243	608	59	148	21	1	13	71	47	76	2	4	4	10	9	.345	.300
1978	.261	582	71	152	24	5	24	85	73	124	3	3	3	7	14	.443	.345
1979	.245	600	63	147	15	3	11	60	60	112	4	4	3	15	16	.335	.315
1980	.239	618	81	148	17	6	17	70	57	123	11	7	1	17	10	.369	.302
1981	.217	419	51	91	10	1	17	72	41	103	1	6	2	8	5	.368	.286
1982	.246	615	68	151	26	3	20	91	70	130	2	8	4	10	7	.395	.323
1983	.253	613	78	155	24	2	11	73	66	121	2	9	3	6	6	.352	.324
1984	.261	618	80	161	23	1	37	122	60	132	0	15	7	5	1	.481	.326
1985	.229	619	74	142	14	0	32	100	70	117	2	9	2	3	3	.407	.306
1986	.221	639	78	141	24	0	36	101	43	135	0	7	3	5	4	.427	.270
1987	.203	617	81	125	24	2	22	74	65	163	4	8	5	5	5	.355	.281
1988	.231	616	75	142	23	0	18	80	64	109	0	6	11	6	3	.356	.311
1989	.262	641	73	168	30	0	26	107	48	110	0	8	2	4	0	.431	.312
1990	.245	608	76	149	24	2	15	80	79	152	1	9	4	16	8	.365	.331
1991	.280	615	103	172	29	1	27	112	89	103	0	7	3	10	1	.462	.370
1992	.244	622	88	152	20	0	26	108	80	107	1	9	1	5	6	.402	.327
1993	.257	630	87	162	27	1	26	86	73	161	2	7	3	13	6	.427	.334
1994	.272	430	74	117	18	2	20	73	60	89	1	8	2	7	3	.463	.358
1995	.256	566	84	145	24	2	20	77	72	128	0	6	1	7	6	.412	.338
1996	.254	621	101	158	32	0	33	105	75	141	1	5	7	1	2	.465	.339
1997	.284	592	83	168	40	1	23	102	83	138	1	6	7	7	2	.471	.375
1998	.278	597	103	166	36	1	28	110	71	109	0	4	4	8	4	.482	.357
1999	.274	562	117	154	30	0	40	125	114	155	0	2	12	2	0	.541	.406
2000	.242	563	95	136	23	3	16	67	103	153	3	3	10	5	2	.378	.367
2001	.246	585	85	144	42	0	18	81	79	145	2	5	16	2	1	.410	.349
2002	.262	592	80	155	28	7	18	63	86	88	1	2	8	6	3	.424	.362
Totals	.249	17752	2416	4416	738	53	664	2612	2120	3624	56	188	140	261	164	.409	.330

OAKLAND A'S CLINCHING DATES

Year	Date	Game No.	Opponent	Score	Winner	Loser
1971	September 15	149	at Chicago	3-2	Grant	Wood
1972	September 28	150	Minnesota	8-7	Fingers	LaRoche
1973	September 23	156	at Chicago	10-5	Blue	Wood
1974	September 27	158	Chicago	2-3	Bahnsen	Holtzman
1975	September 24	158	Chicago	13-2	Blue	Jefferson
1988	September 19	151	Minnesota	5-3	Stewart	Toliver
1989	September 27	158	Texas	5-0	Moore	Moyer
1990	September 25	154	at Kansas City	5-0	Stewart	Appier
1992	September 28	156/157	Off Day*			
2000	October 1	161	Texas	3-0	Hudson	Glynn
2001	September 23	150	Seattle	7-4	Mulder	Garcia
2002	September 20 (Playoff)	154	Texas	4-2	Mecir	Kolb
	September 26 (Division)	159	at Seattle	5-3 (10)	Koch	Hasegawa

*Chicago defeated 2nd place Minnesota on the A's off day.

Athletics Primary Designated Hitter Stats

Year	Player	AVG.	G	AB	R	H	2B	3B	HR	RBI	BB	SO	SH	SF	HP	SB	CS	SLG	OBA
1973	Johnson, D.	.245	107	384	55	94	13	1	16	71	50	94	3	3	1	0	1	409	.331
1974	Alou, J.	.273	41	132	7	36	4	0	2	14	5	5	3	2	2	0	0	348	.305
	Washington, C.	.286	38	119	9	34	8	2	0	15	8	23	0	1	0	2	3	.387	.328
	Mangual	.222	37	126	8	28	5	1	1	15	5	16	1	1	0	1	0	.302	.250
1975	Williams, B.	.244	145	500	64	122	19	1	22	77	72	67	1	3	2	0	0	418	.340
1976	Williams, B.	.208	106	342	36	71	11	0	11	40	54	43	1	3	0	4	2	.336	.313
1977	Sanguillen	.274	58	230	18	63	9	1	3	27	10	12	0	2	0	1	2	.361	.302
	Williams, E.	.232	45	164	17	38	5	0	6	16	8	31	1	0	2	1	0	.372	.276
1978	Alexander, G.	.183	45	149	13	27	4	1	10	19	34	65	1	1	1	0	2	.423	.335
	Carty	.277	41	141	19	39	5	1	11	29	11	15	0	1	0	0	0	.560	.327
	Page	.316	33	117	14	37	4	3	3	14	18	20	1	1	2	2	8	.479	.413
1979	Page	.244	126	463	50	113	10	2	8	41	49	91	3	3	3	15	16	.326	.319
1980	Page	.247	101	340	56	84	10	4	17	49	35	84	4	5	1	14	7	.450	.315
1981	Johnson, C.	.273	68	245	35	67	8	0	14	53	24	57	0	5	2	5	3	.478	.337
1982	Johnson, C.	.239	48	163	15	39	6	0	5	23	23	31	0	2	2	0	2	.366	.337
	Burroughs	.268	48	157	21	42	7	1	6	23	26	37	0	2	0	1	2	.439	.368
	Meyer	.246	38	142	10	35	6	1	3	28	8	15	0	3	0	1	0	.366	.281
1983	Burroughs	.271	114	395	43	107	15	1	10	56	46	78	0	7	0	0	2	.390	.342
1984	Kingman	.264	139	518	68	137	21	1	35	112	41	112	0	14	6	2	0	.512	.318
1985	Kingman	.233	149	567	61	132	13	0	28	84	57	110	2	8	2	2	2	.404	.301
1986	Kingman	.214	140	552	70	118	19	0	35	94	33	125	0	7	3	3	3	.438	.259
1987	Jackson	.179	79	252	28	45	7	0	11	32	26	76	0	1	2	2	1	.337	.260
1988	Baylor	.226	80	257	28	58	7	0	7	33	31	42	0	2	11	0	1	.335	.332
	Parker	.243	61	239	27	58	11	0	6	33	18	43	0	2	0	0	0	.364	.293
1989	Parker	.265	140	547	56	145	27	0	22	97	37	89	0	8	1	0	0	.435	.309
1990	Canseco	.233	43	159	23	37	5	0	6	25	18	59	0	2	2	9	3	.377	.315
	Baines	.258	30	93	11	24	5	0	3	19	20	17	0	3	0	0	2	.409	.379
	Steinbach	.256	25	78	5	20	2	0	2	10	4	17	1	0	2	0	0	.359	.310
1991	Baines	.298	125	447	69	133	22	1	18	81	68	60	0	5	1	0	1	.472	.388
1992	Baines	.237	116	410	47	97	16	0	15	69	50	58	0	6	0	1	3	.385	.315
1993	Neel	.274	85	318	43	87	15	0	15	44	34	79	0	2	2	3	2	.462	.346
1994	Berroa	.287	44	174	32	50	6	2	8	35	20	25	0	5	1	2	1	.483	.355
	Neel	.292	35	130	19	38	7	0	7	21	13	33	1	1	1	1	1	.508	.359
1995	Berroa	.277	72	289	51	80	11	1	12	48	32	44	0	4	0	2	3	.446	.345
1996	Berroa	.287	91	356	66	102	22	0	21	66	31	80	0	4	2	0	2	.525	.344
1997	Canseco	.248	60	218	27	54	13	0	12	40	22	69	0	2	3	3	0	.472	.322
1998	Stairs	.298	120	450	79	134	30	1	23	89	53	76	0	3	4	7	3	.522	.375
1999	Jaha	.285	121	431	93	123	22	0	35	105	93	123	0	1	9	2	0	.580	.421
2000	Stairs	.226	37	124	16	28	7	0	3	18	23	36	1	0	0	1	2	.355	.347
	Jaha	.177	30	96	14	17	1	0	1	5	32	38	0	0	2	1	0	.219	.392
	Saenz	.310	27	84	18	26	2	0	2	10	13	14	0	0	3	1	0	.405	.420
2001	Giambi, Je.	.278	61	198	36	55	16	0	6	33	37	42	0	0	3	0	0	.449	.399
	Saenz	.227	58	181	21	41	13	0	5	16	10	43	1	3	11	0	1	.381	.302
2002	Durham	.276	43	174	36	48	10	4	4	19	20	27	1	1	2	6	2	.448	.355
	Hatteberg	.296	42	152	14	45	4	3	7	20	19	12	0	0	3	0	0	.500	.385
	Justice	.248	37	125	12	31	4	0	1	9	32	24	0	0	0	0	1	.304	.401

RECORDS

DESIGNATED HITTER RULE

A hitter may be designated to bat for the pitcher in any spot in the batting order in any game without affecting the status of the pitcher. The designated hitter must be selected and be included on the lineup cards presented to the umpire-in-chief prior to the game. Failure to do so precludes the use of a designated hitter for that game.

The designated hitter is "locked" into the batting order but may be removed for a pinch-hitter or pinch-runner, who in turn becomes the designated hitter. The designated hitter, while still in the game, may be used defensively but the pitcher then assumes the batting order of the replaced defensive player, thus terminating the designated hitter role. The designated hitter is eligible for all American League batting titles.

Athletics Home Run History

20 OR MORE HOME RUNS IN A SEASON

No.	Player	Year	No.	Player	Year	No.	Player	Year
58	Jimmie Foxx	1932		Sal Bando	1969		Mike Higgins	1935
52	Mark McGwire	1996		Jose Canseco	1987		Bob Johnson	1939
49	Mark McGwire	1987		Miguel Tejada	2001		Sam Chapman	1940
48	Jimmie Foxx	1933	30	Jimmie Foxx	1931		Eddie Joost	1949
47	Reggie Jackson	1969		Bob Johnson	1938		Sam Chapman	1950
44	Jimmie Foxx	1934		Gus Zernial	1955		Ken Harrelson	1965
	Jose Canseco	1991		Dave Kingman	1985		Reggie Jackson	1970
43	Jason Giambi	2000		Miguel Tejada	2000		Billy Williams	1975
42	Gus Zernial	1953	29	Gus Zernial	1952		Ruben Sierra	1994
	Jose Canseco	1988		Reggie Jackson	1968		Jose Canseco	1997
	Mark McGwire	1992		Sal Bando	1973	22	Al Simmons	1931
39	Mark McGwire	1990		Reggie Jackson	1974		Bob Johnson	1941
	Mark McGwire	1995		Gene Tenace	1975		Eddie Robinson	1953
38	Bob Cerv	1958	28	Bob Johnson	1935		Bert Campaneris	1970
	Matt Stairs	1999		Jim Gentile	1964		Sal Bando	1974
	Jason Giambi	2001		Tony Armas	1982		Joe Rudi	1974
37	Tilly Walker	1922		Rickey Henderson	1990		Gene Tenace	1976
	Jimmie Foxx	1930		Ben Grieve	1999		Wayne Gross	1977
	Jose Canseco	1990	27	Joe Hauser	1924		Jeff Newman	1979
36	Al Simmons	1930		Gus Zernial	1957		Tony Armas	1981
	Jimmie Foxx	1935		Don Mincher	1970		Mike Davis	1987
	Reggie Jackson	1975		Sal Bando	1976		Dave Parker	1989
	Geronimo Berroa	1996		Dwayne Murphy	1982		Mark McGwire	1991
35	Al Simmons	1932		Matt Stairs	1997		Jose Canseco	1992
	Tony Armas	1980		Jason Giambi	1998		Ruben Sierra	1993
	Dave Kingman	1984		Ben Grieve	2000		Geronimo Berroa	1995
	Dave Kingman	1986	26	Mike Epstein	1972		Scott Brosius	1996
	Terry Steinbach	1996		Gene Tenace	1974	21	Bing Miller	1922
	John Jaha	1999		Matt Stairs	1998		Bob Johnson	1933
34	Al Simmons	1929		Eric Chavez	2000		Harry Simpson	1956
	Bob Johnson	1934	25	Bob Johnson	1936		Joe Rudi	1975
	Rocky Colavito	1964		Bob Johnson	1937		Mitchell Page	1977
	Mark McGwire	1997		Wally Moses	1937		Miguel Tejada	1999
	Eric Chavez	2002		Sam Chapman	1941		Matt Stairs	2000
	Miguel Tejada	2002		Norm Siebern	1962	20	Frankie Hayes	1939
33	Jimmie Foxx	1929		Reggie Jackson	1972		Sam Chapman	1946
	Gus Zernial	1951		Dave Henderson	1991		Eddie Joost	1952
	Dwayne Murphy	1984	24	Al Simmons	1925		Woodie Held	1957
	Jose Canseco	1986		Sam Chapman	1949		Bob Cerv	1959
	Mark McGwire	1989		Sal Bando	1971		Sal Bando	1970
	Jason Giambi	1999		Gene Tenace	1973		Dwayne Murphy	1985
32	Reggie Jackson	1971		Mike Davis	1985		Dave Henderson	1990
	Reggie Jackson	1973		Dave Henderson	1988		Harold Baines	1991
	Mark McGwire	1988		Jermaine Dye	2002		Dave Henderson	1993
	Eric Chavez	2001	23	Tilly Walker	1921		Jason Giambi	1996
31	Bob Johnson	1940		Mickey Cochrane	1932		Jason Giambi	1997

OAKLAND ATHLETICS CONSECUTIVE SERIES WON

11August 1-September 8, 2002
11August 26-October 2, 1988
9August 24-September 27, 2001*
8May 29 to June 25, 2000
7April 18-May 7, 1988
7May 19-June 11, 1972
7July 11-August 7, 1969

*includes one one-game series

Athletics Home Run History

HOME RUN LEADERS BY POSITION

Franchise – Season		Franchise – Career			
P	John Odom (1969)	5	John Odom (1964-75)	12	
C	Terry Steinbach (1996)	34	C	Terry Steinbach (1986-96)	116
1B	Jimmie Foxx (1932)	51	1B	Mark McGwire (1986-97)	349
2B	Jimmy Dykes (1921)	16	2B	Dick Green (1963-74)	76
	Davey Lopes (1983)	16	3B	Sal Bando (1966-76)	191
3B	Eric Chavez (2001)	32	SS	Miguel Tejada (1997-02)	129
SS	Miguel Tejada (2002)	34	LF	Bob Johnson (1933-42)	201
LF	Gus Zernial (1953)	41	CF	Dwayne Murphy (1978-87)	152
CF	Dwayne Murphy (1984)	33	RF	Reggie Jackson (1967-75; 87)	225
RF	Reggie Jackson (1969)	45	DH	Dave Kingman (1984-86)	98
DH	Dave Kingman (1984)	35			
	Dave Kingman (1986)	35			
	John Jaha (1999)	35			
Oakland – Season		Oakland – Career			
P	John Odom (1969)	5	P	John Odom (1968-75)	12
C	Terry Steinbach (1996)	34	C	Terry Steinbach (1986-96)	116
1B	Mark McGwire (1987)	48	1B	Mark McGwire (1986-97)	349
2B	Davey Lopes (1983)	16	2B	Dick Green (1968-74)	39
3B	Eric Chavez (2001)	32	3B	Sal Bando (1968-76)	191
SS	Miguel Tejada (2002)	34	SS	Miguel Tejada (1997-02)	129
LF	Ben Grieve (1999)	28	LF	Rickey Henderson (1979-84; 89-95; 98)	156
CF	Dwayne Murphy (1984)	33	CF	Dwayne Murphy (1978-87)	152
RF	Reggie Jackson (1969)	45	RF	Reggie Jackson (1968-75; 87)	225
DH	Dave Kingman (1984)	35	DH	Dave Kingman (1984-86)	98
	Dave Kingman (1986)	35			
	John Jaha (1999)	35			

GRAND SLAM LEADERS

Franchise – Season		Franchise – Career			
1.	Jason Giambi (2000)	4	1.	Jimmie Foxx (1925-35)	9
2.	Jimmie Foxx (1932)	3		Sam Chapman (1938-41, 45-51)	9
	Jimmie Foxx (1934)	3		Gus Zernial (1951-57)	9
	Bob Johnson (1938)	3		Mark McGwire (1986-97)	9
	Gus Zernial (1952)	3	5.	Bob Johnson (1933-42)	8
	Gene Tenace (1974)	3		Terry Steinbach (1986-96)	8
	Dave Kingman (1984)	3		Jason Giambi (1995-01)	8
	Ben Grieve (2000)	3	8.	Sal Bando (1966-76)	7
	Miguel Tejada (2001)	3		Matt Stairs (1996-00)	7
			10.	Gene Tenace (1969-76)	6
Oakland – Season		Oakland – Career			
1.	Jason Giambi (2000)	4	1.	Mark McGwire (1986-97)	9
2.	Gene Tenace (1974)	3	2.	Terry Steinbach (1986-96)	8
	Dave Kingman (1984)	3		Jason Giambi (1995-01)	8
	Ben Grieve (2000)	3	4.	Sal Bando (1968-76)	7
	Miguel Tejada (2001)	3		Matt Stairs (1996-00)	7
6.	20 times	2	6.	Gene Tenace (1969-76)	6
			7.	Joe Rudi (1968-76; 82)	5
				Dave Kingman (1984-86)	5
				Miguel Tejada (1997-02)	5
			10.	Jose Canseco (1985-92; 97)	4
				Eric Chavez (1998-02)	4

Athletics Home Run History

LEAD OFF HOME RUN LEADERS

Franchise – Season

1.	Rickey Henderson (1993)	7
2.	Eddie Joost (1948)	6
	Bert Campaneris (1970)	6
4.	Rickey Henderson (1990)	5
	Rickey Henderson (1991)	5
	Rickey Henderson (1992)	5

Franchise – Career

1.	Rickey Henderson (1979-84; 89-95; 98)	43
2.	Eddie Joost (1947-54)	19
3.	Bert Campaneris (1964-76)	13
4.	Max Bishop (1924-33)	9
5.	Wally Moses (1935-41; 49-51)	7

Oakland – Season

1.	Rickey Henderson (1993)	7
2.	Bert Campaneris (1970)	6
3.	Rickey Henderson (1990)	5
	Rickey Henderson (1991)	5
	Rickey Henderson (1992)	5

Oakland – Career

1.	Rickey Henderson (1979-84; 89-95; 98)	43
2.	Bert Campaneris (1968-76)	10
3.	Tony Phillips (1982-89; 99)	4
4.	Scott Brosius (1991-97)	3
	Jason McDonald (1997-99)	2
	Terrence Long (2000-02)	2

PINCH HIT HOME RUN LEADERS

Franchise – Season

1.	Jeff Burroughs (1982)	4
2.	Allie Clark (1952)	3
	Kite Thomas (1952)	3
	Bob Cerv (1957)	3
	Frank Fernandez (1970)	3
	Rich McKinney (1977)	3
	Jeff Newman (1978)	3

Franchise – Career

1.	Gus Zernial (1951-57)	5
	Jeff Burroughs (1982-84)	5
	Mark McGwire (1986-97)	5
	Terry Steinbach (1986-96)	5
	Mike Aldrete (1993-95)	5
6.	Four times	4

Oakland – Season

1.	Jeff Burroughs (1982)	4
2.	Frank Fernandez (1970)	3
	Rich McKinney (1977)	3
	Jeff Newman (1978)	3
5.	Eight times	2

Oakland – Career

1.	Jeff Burroughs (1982-84)	5
	Mark McGwire (1986-87)	5
	Terry Steinbach (1986-96)	5
	Mike Aldrete (1993-95)	5
5.	Matt Stairs (1996-00)	4
	Olmedo Saenz (1999-02)	4

GAME ENDING HOME RUN LEADERS

Franchise – Season

1.	Reggie Jackson (1971)	3
	Dave Kingman (1986)	3
	Matt Stairs (1999)	3
4.	Six times	2

Franchise – Career

1.	Reggie Jackson (1967-75; 87)	5
	Rickey Henderson (1979-84; 89-95; 98)	5
	Matt Stairs (1996-00)	5
4.	Jimmie Foxx (1925-35)	4
	Dwayne Murphy (1978-87)	4
	Al Simmons (1924-32; 40-41; 44)	4

Oakland – Season

1.	Reggie Jackson (1971)	3
	Dave Kingman (1986)	3
	Matt Stairs (1999)	3
4.	Five times	2

Oakland – Career

1.	Reggie Jackson (1968-75; 87)	5
	Rickey Henderson (1979-84; 89-95; 98)	5
	Matt Stairs (1996-00)	5
4.	Dwayne Murphy (1978-87)	4
5.	Six times	3

INSIDE-THE-PARK HOME RUN LEADERS

Franchise – Season

1.	Danny Murphy (1904)	4
2.	10 times; last Jimmie Foxx (1931)	3

Franchise – Career

1.	Danny Murphy (1902-13)	18
2.	Harry Davis (1901-11; 13-17)	9
	Stuffy McInnis (1909-17)	9
4.	Jimmie Foxx (1925-35)	8
5.	Eddie Collins (1906-14; 27-30)	7

Oakland – Season

1.	Reggie Jackson (1968)	2
2.	17 times; last Eric Chavez (2000)	1

Oakland – Career

1.	Reggie Jackson (1968-75; 87)	4
2.	15 times	1

Athletics Home Run History

ATHLETICS GAMES OF FIVE OR MORE HOME RUNS (41 TOTAL)

No.	Opponent	H/A	Date	Hitters
8	California	A	June 27, 1996	Berroa, Brosius 2, Giambi, Herrera, McGwire, Steinbach, Young
7	Detroit	H	June 3, 1921	Dugan, Dykes 2, Perkins, Walker, Welch 2
7	Cleveland (2)	A	July 6, 1990	Canseco, R. Henderson 2, Lansford, McGwire 2, Quirk
6	Cleveland	H	July 18, 1980	Armas 2, Essian, Murphy, Page 2
6	Minnesota	H	Aug. 3, 1991	Baines, Canseco, D. Henderson 3, McGwire
6	Boston	H	Aug. 21, 1997	Bellhorn, Canseco, Giambi, McDonald, Spiezio, Young
6	Toronto	H	Aug. 18, 1998	Christenson, Giambi, Spiezio 2, Stairs 2
6	Cleveland	H	Aug. 24, 1999	Hinch, Jaha 2, Spiezio, Velarde 2
6	Tampa Bay	H	Sept. 9, 2000	Ja. Giambi 2, Grieve, Hernandez, Long, Tejada
5*	Chicago	H	April 27, 2002	Hatteberg, Long, Menechino, Pena, Saenz

* 32 times total; game listed is most recent

OAKLAND TEAMMATES HOMERING IN SAME GAME

1. Jose Canseco/Mark McGwire.....	46	6. Jose Canseco/Dave Henderson.....	20
2. Sal Bando/Reggie Jackson.....	33	7. Geronimo Berroa/Mark McGwire.....	17
3. Jason Giambi/Matt Stairs.....	26	8. Jose Canseco/Rickey Henderson.....	16
4. Jason Giambi/Miguel Tejada.....	22	Reggie Jackson/Gene Tenace.....	16
5. Mark McGwire/Terry Steinbach.....	21	Jason Giambi/Eric Chavez.....	16

NETWORK ASSOCIATES COLISEUM HOME RUNS

Since its opening in 1968 a total of 4,918 Major League home runs have been hit in the Network Associates Coliseum during the regular season, an average of 140.5 per year.

NETWORK ASSOCIATES COLISEUM CAREER HOME RUN LEADERS

Player	No.
Mark McGwire.....	166
Reggie Jackson.....	146*
Jose Canseco.....	122*
Jason Giambi.....	102
Sal Bando.....	90
Rickey Henderson.....	82*
Miguel Tejada.....	68
Dwayne Murphy.....	67
Matt Stairs.....	64
Tony Armas.....	62*
Gene Tenace.....	62

* Home runs hit while non-Athletic (included in individual total):
Armas (7), Canseco (8), R. Henderson (3), Jackson (13)

NON-A'S NETWORK ASSOCIATES COLISEUM CAREER HOME RUN LEADERS

Player	No.
Jay Buhner.....	18
Carlton Fisk.....	18
Rafael Palmeiro.....	18
Brian Downing.....	17
Juan Gonzalez.....	17
Cal Ripken.....	16
Danny Tartabull.....	16*
Greg Vaughn.....	16
Eddie Murray.....	15
Harold Baines.....	14*
Dwight Evans.....	14
Larry Parrish.....	14

* Does not include home runs hit while a member of the Athletics: Baines (24), Tartabull (1).

MILESTONE HOME RUNS

Franchise	Oakland
1 Lave Cross..... Apr. 30, 1901	1 Reggie Jackson..... Apr. 10, 1968
1,000 Mickey Cochrane..... May 15, 1927	1,000 Claudell Washington..... May 6, 1975
2,000 Jimmie Foxx..... June 21, 1935	2,000 Rickey Henderson..... June 5, 1983
3,000 Sam Chapman..... Sept. 30, 1949	3,000 Dave Parker..... Aug. 13, 1989
4,000 Hector Lopez..... Aug. 17, 1958	4,000 Jason Giambi..... May 17, 1996
5,000 Jim Nash..... May 22, 1968	5,000 Jason Giambi..... Sept. 24, 2000
6,000 Gene Tenace..... May 25, 1975	
7,000 Carney Lansford..... July 3, 1983	
8,000 Jose Canseco..... Sept. 2, 1989	
9,000 Mark McGwire..... May 28, 1996	
10,000 Miguel Tejada..... Apr. 14, 2001	

Athletics No-Hitters

ATHLETICS NO-HITTERS (13 TOTAL)

Date	Pitchers	Opponent	Score
July 22, 1905	Weldon Henley	at St. Louis (1st game)	6-0
Aug. 15, 1905	Rube Waddell	vs. St. Louis*	2-0
Aug. 29, 1906	Jimmy Dygert & Rube Waddell	vs. Chicago*	4-3
Oct. 5, 1907	Rube Vickers	at Washington (2nd game, Perfect Game)*	4-0
May 12, 1910	Chief Bender	vs. Cleveland	4-0
Aug. 26, 1916	Joe Bush	vs. Cleveland	5-0
Sept. 9, 1945	Dick Fowler	vs. St. Louis (2nd game)	1-0
Sept. 3, 1947	Bill McCahan	vs. Washington	3-0
May 8, 1968	Jim Hunter	vs. Minnesota (Perfect Game)	4-0
Sept. 21, 1970	Vida Blue	vs. Minnesota	6-0
Sept. 28, 1975	Vida Blue, Glenn Abbott, Paul Lindblad & Rollie Fingers	vs. California	5-0
Sept. 29, 1983	Mike Warren	vs. Chicago	3-0
June 29, 1990	Dave Stewart	at Toronto	5-0

*5 innings

NO-HITTERS AGAINST ATHLETICS (14 TOTAL)

Date	Pitchers	Opponent	Score
May 5, 1904	Cy Young	at Boston (Perfect Game)	0-3
Sept. 20, 1908	Frank Smith	at Chicago	0-1
Sept. 4, 1923	Sam Jones	vs. New York	0-2
Sept. 7, 1923	Howard Ehmke	vs. Boston	0-4
July 10, 1947	Don Black	at Cleveland (1st game)	0-3
May 6, 1953	Bobo Holloman	at St. Louis	0-6
Aug. 26, 1962	Jack Kralick	at Minnesota	0-1
Aug. 13, 1969	Jim Palmer	at Baltimore	0-8
July 3, 1970	Clyde Wright	at California	0-4
July 30, 1973	Jim Bibby	vs. Texas	0-6
July 19, 1974	Dick Bosman	at Cleveland	0-4
July 28, 1976	John Odum & Francisco Barrios	vs. Chicago	1-2
June 11, 1990	Nolan Ryan	vs. Texas	0-5
July 13, 1991	Bob Milacki, Mike Flanagan, Mark Williamson & Gregg Olson	vs. Baltimore	0-2

FOUR PITCHER NO-HITTERS

That there have been two games in major league history where four pitcher's have combined on a no-hitter and both have come in the Network Associates Coliseum. On September 28, 1975, Vida Blue, Glenn Abbott, Paul Lindblad and Rollie

Fingers no-hit the California Angels and on July 13, 1991, Bob Milacki, Mike Flanagan, Mark Williamson and Gregg Olson of the Baltimore Orioles combined to no-hit the A's.

Oakland Athletics One-Hit & Two-Hit Games

OAKLAND ATHLETICS ONE-HITTERS (23 TOTAL)

Date	Pitchers	Broken Up By	Inn.	Opponent	H/A	Score
June 7, 1968	John Odum	Dave Johnson	9 (2 outs)	Baltimore	A	6-1
Aug. 10, 1968	John Odum, Diego Segui, Jack Aker	Frank Howard	1	Washington	A	4-1
May 24, 1970	Chuck Dobson	Gail Hopkins	1	Chicago	A	5-1
Sept. 11, 1970	Vida Blue	Pat Kelly	8	Kansas City	A	3-0
July 16, 1971	Vida Blue	Tony Taylor	4	Detroit	H	4-0
May 31, 1973	Ken Holtzman, Rollie Fingers	Matty Alou	7	New York	A	6-0
June 8, 1975	Ken Holtzman	Tom Veryzer	9 (2 outs)	Detroit	H	4-0
June 10, 1975	Jim Perry	Al Bumbry	6	Baltimore	H	4-0
Aug. 28, 1976	Vida Blue	Mickey Stanley	9 (1 out)	Detroit	H	5-2
May 9, 1979	Mike Norris	Gary Roenicke	7	Baltimore	A	4-2
July 5, 1979	Rick Langford	Brian Downing	5	California	A	3-0
Oct. 5, 1986	Curt Young	Kevin Seitzer	7	Kansas City	H	6-0
June 9, 1987	Curt Young	Kenny Williams	8	Chicago	H	8-3
Aug. 4, 1988	Dave Stewart	Jay Buhner	3	Seattle	H	2-0
May 26, 1989	Todd Burns, Rick Honeycutt, Eric Plunk	Rickey Henderson	4	New York	A	4-0
Apr. 14, 1992	Ron Darling, Rick Honeycutt	Keith Miller	8	Kansas City	A	1-3
June 23, 1994	Bobby Witt	Greg Gagne	6	Kansas City	H	4-0
May 27, 1995	Steve Ontiveros	Luis Polonia	6	New York	H	3-0
Aug. 28, 2000	Tim Hudson	Frank Thomas	4	Chicago	H	3-0
July 6, 2001	Mark Mulder	Danny Bautista	8	Arizona	A	3-0
July 19, 2002	Cory Lidle	Juan Gonzalez	8	Texas	H	10-0
August 4, 2002	Cory Lidle, Ricardo Rincon, Chad Bradford, Billy Koch	Wendell Magee	6	Detroit	H	4-0
August 21, 2002	Cory Lidle	Ellis Burks	1	Cleveland	A	6-0

MOST RECENT ONE-HITTERS AGAINST ATHLETICS (19 TOTAL)

Date	Pitchers	Opponent	H/A	Score
May 2, 1998	Roger Clemens, Paul Quantrill	Toronto	H	0-7
Sept. 2, 1996	David Cone, Mariano Rivera	New York	H	0-5
June 15, 1995	Mark Gubicza	Kansas City	H	0-7
June 21, 1994	Kevin Appier, Mike Magnante, Stan Belinda, Rusty Meacham	Kansas City	H	0-2
Aug. 23, 1993	Mike Moore	Detroit	A	0-9
May 16, 1993	Randy Johnson	Seattle	H	0-7
Aug. 14, 1991	Randy Johnson	Seattle	A	0-4
Apr. 20, 1990	Brian Holman	Seattle	H	1-6

OAKLAND ATHLETICS MOST RECENT TWO-HITTERS (54 TOTAL)

Date	Pitchers	Opponent	H/A	Score
Sept. 13, 2002	Barry Zito, Ricardo Rincon	Seattle	H	5-0
May 26, 2002	Barry Zito, Jim Mecir, Billy Koch	Tampa Bay	H	7-0
August 4, 2001	Barry Zito, Jeff Tam	Detroit	A	10-1
Sept. 23, 2000	Kevin Appier, Jeff Tam, Doug Jones	Seattle	A	8-2
Sept. 9, 2000	Tim Hudson	Tampa Bay	H	10-0
Sept. 4, 2000	Barry Zito, Jeff Tam, Todd Belitz, T.J. Mathews, Jason Isringhausen	Toronto	A	10-0
May 27, 2000	Tim Hudson, Jeff Tam	Baltimore	A	4-0
Apr. 4, 2000	Tim Hudson, T.J. Mathews, Jason Isringhausen	Detroit	H	3-1
Aug. 19, 1998	Blake Stein	Chicago	H	6-0
Sept. 18, 1995	Doug Johns	California	H	4-0
Aug. 20, 1995	Doug Johns, Jim Corsi, Rick Honeycutt, Dennis Eckersley	Baltimore	H	6-3
July 20, 1994	Steve Ontiveros	New York	H	0-1
June 29, 1994	Carlos Reyes, Dennis Eckersley	California	H	1-0
June 28, 1994	Bobby Witt	California	H	3-0
Sept. 15, 1992	Ron Darling, Dennis Eckersley	Minnesota	H	2-1
Sept. 13, 1992	Bob Welch, Kelly Russell	Seattle	H	3-1
Sept. 9, 1992	Dave Stewart, Jeff Russell, Dennis Eckersley	California	A	3-0
July 16, 1992	Kelly Downs, Jeff Parrett, Rich Gossage	Detroit	H	4-0
July 11, 1992	Mike Moore, Dennis Eckersley	Toronto	A	3-1
July 25, 1992	Ron Darling	Toronto	H	6-0
July 12, 1992	Ron Darling	Toronto	A	8-0
May 24, 1992	Ron Darling	Boston	A	4-0
May 10, 1992	Joe Slusarski, Dennis Eckersley	New York	H	5-2
Sept. 17, 1991	Ron Darling, Rick Honeycutt, Gene Nelson	Chicago	A	0-1
Aug. 5, 1991	Ron Darling, Rick Honeycutt, Dennis Eckersley	Seattle	H	3-0
July 27, 1991	Joe Slusarski	Baltimore	H	9-1
May 11, 1991	Kirk Dressendorfer, Bruce Walton, Dana Allison	New York	A	10-2

Oakland Athletics One-Hit & Two Hit Games

MOST RECENT TWO-HITTERS AGAINST OAKLAND ATHLETICS (59 TOTAL)

Date	Pitchers	Opponent	H/A	Score
June 26, 2002	Jamie Moyer, Shigetoshi Hasagawa, Kazuhiro Sasaki	Seattle	A	0-1
May 19, 2002	Esteban Loaiza	Toronto	A	0-11
April 11, 2002	Doug Davis	Texas	A	0-7
Sept. 8, 2000	Cory Lidle, Doug Creek	Tampa Bay	H	0-4
May 29, 2000	Andy Pettitte	New York	A	1-4
Sept. 1, 1998	David Wells	New York	A	0-1
Aug. 12, 1998	Scott Eyre, Keith Foulke, Bob Howry, Bill Simas	Chicago	A	0-2
Aug. 5, 1998	Hideki Irabu	New York	H	3-1
June 10, 1998	Ismael Valdes	Los Angeles	A	0-1
June 20, 1996	Pat Hentgen, Mike Timlin	Toronto	H	0-1
Aug. 7, 1996	Kevin Appier	Kansas City	A	0-7
Sept. 2, 1995	Jack McDowell, Bob Wickman	New York	A	0-5
July 14, 1994	Roger Clemens	Boston	H	1-2
Apr. 27, 1994	Frank Viola, Scott Bankhead, Jeff Russell	Boston	H	0-1
Apr. 20, 1994	Roger Clemens	Boston	A	0-2
Apr. 12, 1994	Paul Spoljaric, Scott Brow, Woody Williams, Greg Cadaret	Toronto	H	8-4
Aug. 10, 1993	Tim Lincecum	Chicago	A	0-4
Sept. 2, 1992	Ben McDonald, Alan Mills	Baltimore	H	1-2
Sept. 27, 1991	Jose Guzman	Texas	H	0-3
June 8, 1991	Roger Clemens, Dennis Lamp	Boston	H	1-8
May 31, 1991	Ramon Garcia, Scott Radinsky, Bobby Thigpen	Chicago	A	4-5
July 7, 1990	Bud Black	Cleveland	A	0-1
Sept. 16, 1988	Mark Gubicza	Kansas City	A	0-3

Oakland Athletics Steals of Home (40 total)

- 1968** - Danny Cater vs. Detroit, September 24
- 1974** - Angel Mangual vs. Detroit, May 27
- 1976** - Claudell Washington vs. Minnesota, September 15
- 1979** - Wayne Gross at Seattle, April 11
- 1980** - Rickey Henderson vs. California, April 20
Wayne Gross vs. Detroit, May 3
Dwayne Murphy vs. Detroit, May 3
Dwayne Murphy vs. Kansas City, May 28
Wayne Gross vs. Kansas City, May 28
Jeff Cox at Chicago, July 4
Rickey Henderson vs. Cleveland, July 19
- 1981** - Dave McKay vs. Toronto, September 30
- 1982** - Davey Lopes at Seattle, April 17
Dave McKay vs. Cleveland, May 8
Rickey Henderson at Chicago, June 8
Rickey Henderson at California, July 26
Jeff Burroughs vs. Boston, August 20
- 1983** - Bill Almon vs. Milwaukee, May 24
Mike Heath vs. Toronto, September 7
Mike Davis vs. Toronto, September 25
- 1984** - Jim Essian vs. Chicago, June 16
Carney Lansford vs. Kansas City, June 18
- 1985** - Rob Picciolo at Boston, May 11
Mike Davis at Chicago, June 20
Donnie Hill vs. Cleveland, June 21
Mike Gallego at Chicago, September 21
- 1986** - Alfredo Griffin at Seattle, April 18
Carney Lansford at Milwaukee, May 1
Dwayne Murphy at Milwaukee, July 6
- 1987** - Reggie Jackson vs. Seattle, April 18
- 1989** - Mike Gallego vs. California, April 22
- 1991** - Jose Canseco at Minnesota, April 23
Mike Gallego at Seattle, August 15
Scott Brosius at Kansas City, October 2
- 1992** - Mike Bordick vs. Kansas City, April 6
Carney Lansford vs. Detroit, July 19
- 1997** - Jose Canseco at Texas, May 22
- 1998** - Miguel Tejada vs. Tampa Bay, September 6
- 2000** - Jason Giambi at Los Angeles, June 11
Eric Chavez at Toronto, September 1

Oakland Athletics Doubleheaders

Team	Home W-L-S	Road W-L-S	Totals W-L-S	Last Doubleheader	Result
Anaheim	4-0-6	1-1-2	5-1-8	July 30, 1983 at California	W, 13-8; W, 2-1 (12)
Baltimore	4-1-1	3-3-7	7-4-8	September 23, 1999 at Baltimore	W, 9-6; L, 4-12
Boston	1-1-1	0-1-1	1-2-2	August 20, 1997 at Oakland	L, 5-7; L, 4-5 (13)
Chicago	6-5-5	4-5-5	10-10-10	June 12, 1983 at Oakland	L, 10-12 (11); L, 1-8
Cleveland	2-0-5	4-4-7	6-4-12	September 14, 1996 at Cleveland	L, 2-9; L, 8-9
Detroit	2-0-2	1-1-6	3-1-8	August 22, 1998 at Oakland	W, 7-2; W, 7-1
Kansas City	4-1-7	3-2-4	7-3-11	September 27, 1986 at Kansas City	W, 6-3; W, 9-6
Milwaukee	2-0-4	3-1-3	5-1-7	August 10, 1997 at Oakland	W, 4-3; L, 5-9
Minnesota	4-4-3	3-9-11	7-13-14	May 26, 2001 at Minnesota	W, 5-4 (10); L, 6-7 (10)
New York	0-2-2	2-0-7	2-2-9	August 4, 1998 at Oakland	L, 4-10; L, 5-10
Seattle	2-1-3	0-0-0	2-1-3	August 3, 1984 at Oakland	W, 5-3; W, 11-7
Texas	1-3-8	2-2-6	3-5-14	September 28, 1993 at Texas	L, 0-2; W, 10-3
Toronto	1-0-2	1-1-1	2-1-3	July 8, 1995 at Oakland	L, 6-9; W, 6-3
TOTALS	33-18-49	27-30-60	60-48-109		

OAKLAND ATHLETICS DAY/NIGHT DOUBLEHEADERS

Date	Opponent	Site	Day Game	Night Game
August 10, 1971	Boston	Fenway Park	W, 6-5	W, 7-5
July 22, 1972	Boston	Fenway Park	W, 5-3	L, 0-3
July 17, 2000	Colorado	Coors Field	W, 11-10	L, 9-10 (10 inn.)
September 20, 2000	Baltimore	Camden Yards	L, 0-2	W, 4-0

ATHLETICS TOP HITTING STREAKS

Franchise			Oakland		
Games	Player	Year	Games	Player	Year
29	Bill Lamar	1925	25	Jason Giambi	1997
28	Bing Miller	1929	24	Miguel Tejada	2002
27	Socks Seybold	1901		Carney Lansford	1984
	Al Simmons	1931	19	Jason Giambi	1996
26	Bob Johnson	1938		Carney Lansford	1989
25	Jason Giambi	1997		Carney Lansford	1983
24	Ferris Fain	1952	18	Jason Giambi	1999
	Carney Lansford	1984		Scott Spiezio	1998
	Miguel Tejada	2002		Mark McGwire	1995
23	Al Simmons	1925	17	Terrence Long	2000
22	Tilly Walker	1919		Jason Giambi	1998
	Al Simmons	1925		Brent Gates	1995
	Doc Cramer	1932		Geronimo Berroa	1995
	Doc Cramer	1934		Stan Javier	1994
	Hector Lopez	1957		Carney Lansford	1988
	Vic Power	1958		Luis Polonia	1987
21	Ty Cobb	1927		Donnie Hill	1985
	Jimmie Foxx	1929		Mike Edwards	1978
20	Mule Haas	1929		Joe Rudi	1972
	Al Simmons	1929		Bert Campaneris	1972
	Wally Moses	1938	16	Jermaine Dye	2001
	Dave Philley	1953		Jason Giambi	1998
	Hal Smith	1958		Gene Tenace	1975
	Jerry Lumpe	1962		Danny Cater	1969
			15	Miguel Tejada	2002
				Eric Chavez	2000
				Craig Paquette	1995
				Terry Steinbach	1989
				Reggie Jackson	1974
				Bert Campaneris	1974
				Billy North	1973
				Bert Campaneris	1971
				Bert Campaneris	1968

Career Games Played Leaders

FRANCHISE LEADERS

Catcher	Second Base	Shortstop	Designated Hitter
Mickey Cochrane..... 1148	Dick Green..... 1158	Bert Campaneris..... 1702	Dave Kingman..... 428
Cy Perkins..... 1095	Max Bishop..... 1139	Chick Galloway..... 971	Mitchell Page..... 355
Terry Steinbach..... 1050	Eddie Collins..... 996	Eddie Joost..... 907	Harold Baines..... 271
Frankie Hayes..... 959	Danny Murphy..... 810	Joe DeMaestri..... 890	Billy Williams..... 251
Ossee Schreckengost..... 597	Pete Suder..... 805	Jack Barry..... 877	Geronimo Berroa..... 234
Mike Heath..... 537	Jimmy Dykes..... 676	Miguel Tejada..... 773	Dave Parker..... 201
Mike Powers..... 518	Jerry Lumpe..... 653	Mike Bordick..... 715	Jose Canseco..... 196
Joe Astroth..... 511	Tony Phillips..... 529	Monte Cross..... 711	Jeff Burroughs..... 185
Dave Duncan..... 477	Mike Gallego..... 452	Eric McNair..... 528	Matt Stairs..... 184
Jack Lapp..... 467	Brent Gates..... 397	Joe Boley..... 526	John Jaha..... 163
First Base	Third Base	Outfield	Pitcher
Harry Davis..... 1390	Sal Bando..... 1446	Rickey Henderson..... 1592	Dennis Eckersley..... 525
Mark McGwire..... 1251	Carney Lansford..... 1096	Bob Johnson..... 1399	Eddie Plank..... 524
Jimmie Foxx..... 1020	Frank Baker..... 896	Al Simmons..... 1256	Rollie Fingers..... 502
Stuffy McInnis..... 956	Jimmy Dykes..... 791	Bing Miller..... 1230	Eddie Rommel..... 500
Dick Siebert..... 940	Wayne Gross..... 719	Sam Chapman..... 1230	Paul Lindblad..... 479
Ferris Fain..... 830	Ed Charles..... 695	Dwayne Murphy..... 1227	Rube Walberg..... 412
Jason Giambi..... 670	Lave Cross..... 675	Reggie Jackson..... 1196	Lefty Grove..... 402
Joe Hauser..... 539	Sammy Hale..... 641	Elmer Valo..... 1168	Rick Honeycutt..... 387
Norm Siebern..... 471	Hank Majeski..... 583	Topsy Hartsel..... 1110	Chief Bender..... 385
Vic Power..... 404	Pinky Higgins..... 577	Rube Oldring..... 1061	Jim Hunter..... 363

OAKLAND LEADERS

Catcher	Second Base	Shortstop	Designated Hitter
Terry Steinbach..... 1050	Dick Green..... 721	Bert Campaneris..... 1272	Dave Kingman..... 428
Mike Heath..... 537	Tony Phillips..... 529	Miguel Tejada..... 773	Mitchell Page..... 355
Ramon Hernandez..... 452	Mike Gallego..... 452	Mike Bordick..... 715	Harold Baines..... 271
Gene Tenace..... 446	Brent Gates..... 397	Walt Weiss..... 522	Billy Williams..... 251
Jeff Newman..... 438	Phil Garner..... 322	Alfredo Griffin..... 461	Geronimo Berroa..... 234
Dave Duncan..... 423	Scott Spiezio..... 300	Rob Picciolo..... 434	Dave Parker..... 201
Jim Essian..... 316	Mike Edwards..... 269	Mario Guerrero..... 311	Jose Canseco..... 196
Ray Fosse..... 291	Ted Kubiak..... 266	Mike Gallego..... 282	Jeff Burroughs..... 185
Mickey Tettleton..... 277	Davey Lopes..... 265	Tony Phillips..... 269	Matt Stairs..... 184
Larry Haney..... 263	Randy Velarde..... 221	Bill Almon..... 161	John Jaha..... 163
First Base	Third Base	Outfield	Pitcher
Mark McGwire..... 1251	Sal Bando..... 1395	Rickey Henderson..... 1592	Dennis Eckersley..... 525
Jason Giambi..... 670	Carney Lansford..... 1096	Dwayne Murphy..... 1227	Rollie Fingers..... 502
Bruce Bochte..... 387	Wayne Gross..... 719	Reggie Jackson..... 1162	Paul Lindblad..... 391
Gene Tenace..... 385	Eric Chavez..... 557	Jose Canseco..... 851	Rick Honeycutt..... 387
Dave Revere..... 337	Scott Brosius..... 398	Joe Rudi..... 846	Buddy Groom..... 301
Danny Cater..... 253	Craig Paquette..... 193	Mike Davis..... 695	Gene Nelson..... 281
Mike Epstein..... 233	Tony Phillips..... 159	Dave Henderson..... 636	Bill Taylor..... 281
Joe Rudi..... 218	Mickey Klutts..... 131	Bill North..... 627	Vida Blue..... 273
Jeff Newman..... 172	Mike Blowers..... 120	Stan Javier..... 589	Jim Hunter..... 266
Don Mincher..... 171	Dave McKay..... 113	Tony Armas..... 547	Mike Mohler..... 262

High Scoring Games in Oakland History

ATHLETICS

Score	Opponent	Date	Score	Opponent	Date
23-2	Texas	Sept. 30, 2000	16-8	California	July 5, 1996
21-7	at Boston	June 14, 1969	16-17	at Texas	May 5, 2000
21-3	at Kansas City	June 18, 2000	16-6	at Chicago	Apr. 26, 2001
19-3	at Milwaukee	May 15, 1985	16-1	Chicago	April 27, 2002
19-5	at New York	Aug. 29, 1989	15-5	Cleveland	July 8, 1975
19-5	Texas	Sept. 29, 1991	15-7	Texas	May 24, 1980
18-2	at California	June 27, 1996	15-6	California	Apr. 12, 1985
17-2	at Texas	May 10, 1973	15-4	at Seattle	Aug. 10, 1987
17-3	at Toronto	May 6, 1986	15-7	at Seattle	Apr. 13, 1990
17-3	at Tampa Bay	Sept. 15, 2000	15-2	at Minnesota	Sept. 15, 1993
17-4	at Cleveland	Aug. 2, 2001	15-5	at Minnesota	Apr. 10, 1994
16-4	at Kansas City (1)	June 18, 1969	15-5	Minnesota	May 10, 1996
16-4	at Detroit (2)	July 22, 1975	15-7	Chicago	May 9, 1998
16-4	at Kansas City	Sept. 20, 1975	15-2	Tampa Bay	May 30, 2001
16-1	Seattle	Apr. 17, 1981	15-4	at Texas	June 30, 2001
16-4	Cleveland	Aug. 24, 1981	15-0	at Baltimore	Aug. 30, 2001

OPPONENTS

Score	Opponent	Date	Score	Opponent	Date
20-11	at Minnesota	Apr. 27, 1980	16-6	at Toronto	Sept. 11, 1983
20-6	Cleveland	May 4, 1991	16-0	at Kansas City	June 25, 1984
20-4	at Detroit	Apr. 13, 1993	16-5	at Kansas City	Oct. 2, 1991
18-11	at Toronto	July 29, 1995	16-6	at Kansas City	May 13, 1994
18-5	Baltimore	Aug. 15, 1996	16-4	at Boston	May 20, 1996
18-2	New York	Aug. 26, 1997	16-3	at Milwaukee	June 13, 1996
18-2	San Francisco	June 4, 2000	16-10	Texas	June 3, 1998
18-3	at Colorado	July 18, 2000	16-6	at Kansas City	Sept. 14, 1998
17-6	at California	July 4, 1979	15-2	at Texas (2)	Aug. 5, 1975
17-1	at Chicago	Oct. 3, 1987	15-0	at Detroit	May 14, 1978
17-6	at Chicago	Sept. 23, 1992	15-7	at New York	June 20, 1980
17-16	at Texas	May 5, 2000	15-6	Cleveland	May 7, 1982
17-13	at New York	Apr. 10, 1998	15-12	at Seattle	Aug. 2, 1983
16-4	Minnesota	Sept. 7, 1969	15-8	at Cleveland	Sept. 17, 1985
16-1	at Kansas City	May 19, 1972	15-6	Cleveland	May 5, 1991
16-8	at Kansas City	Apr. 19, 1973	15-8	at California	July 27, 1993
16-3	California	Aug. 10, 1978	15-9	Seattle	Aug. 5, 1995
16-4	at Boston	July 25, 1979	15-8	Seattle	Aug. 6, 1995
16-3	at Kansas City	May 22, 1980	15-6	San Diego	June 30, 1997
16-5	at Minnesota	May 18, 1983	15-6	at Cleveland	Aug. 31, 1998
16-4	Texas	July 3, 1983			

OAKLAND A'S MOST RUNS IN THREE CONSECUTIVE GAMES

Scored		Allowed	
44	June 17-19, 2000	45	August 14-16, 1996
42	June 18-20, 2000	39	August 5-7, 1995
41	June 14-16, 1969	38*	July 17-18, 2000
40	May 3-6, 2000	38*	August 4-6, 1995
39*	June 16-18, 2000	38	May 4-7, 1991
39*	April 8-10, 1994	38*	May 3-5, 1991
38*	June 13-15, 1969	37	August 15-16, 1996
37	May 2-5, 2000	37	August 13-15, 1996
37	July 24-26, 1999	37*	August 20-22, 1984
35*	May 10-12, 1996	37	July 1-3, 1983
35	June 27-29, 1996	37	May 7-9, 1982

*indicates three-game series against same opponent.

*indicates three-game series against same opponent.

Oakland Athletics Streaks

CONSECUTIVE WINS

No	Year	Dates	Opponents
20	2002	Aug. 13-Sept. 4	Toronto 2, Chicago 3, Cleveland 4, Detroit 3, Kansas City 3, Minnesota 3, Kansas City 2
14	1988	Apr. 23-May 9	Chicago 2, Toronto 3, Cleveland 2, Detroit 2, Toronto 2, Cleveland 2, Detroit 1
11	1981	Apr. 9-19	Minnesota 4, California 4, Seattle 3
11	2001	Aug. 2-12	Cleveland 1, Detroit 4, Boston 3, New York 3
10	1992	Sept. 8-18	California 2, Seattle 4, Minnesota 3, Seattle 1
9	1973	Aug. 11-20	New York 2, Boston 3, Milwaukee 3, Detroit 1
9	1976	Aug. 7-15	California 3, Milwaukee 3, Boston 3
9	2000	June 13-23	Minnesota 2, Kansas City 3, Baltimore 3, Kansas City 1
9	2001	Sept. 2-18	Tampa Bay 1, Baltimore 3, Tampa Bay 3, Texas 2
8	1970	Sept. 1-7	Chicago 3, Kansas City 3, Chicago 2
8	1972	June 3-10	Baltimore 3, Cleveland 3, Detroit 2
8	1975	June 22-29	Kansas City 2, Minnesota 3, California 3
8	1978	Apr. 17-26	Minnesota 2, Seattle 3, Minnesota 3
8	1994	June 23-July 1	Kansas City 1, Detroit 3, California 3, Boston 1
8	2002	June 6-14	Seattle 1, Houston 3, Milwaukee 3, San Francisco 1
8	2002	June 16-24	San Francisco 1, Pittsburgh 3, Cincinnati 3, Seattle 1

TWO SEASONS:

9 Oct. 2, 2001 to Apr. 3, 2002 Texas 2, Anaheim 4, Texas 3

CONSECUTIVE HOME WINS

No	Year	Dates	Opponents
17	2001	Aug. 25-Oct. 3	Detroit 2, Baltimore 3, Tampa Bay 3, Texas 1, Seattle 3, Anaheim 3, Texas 2
12	2002	Aug. 13-Sept. 14	Toronto 2, Chicago 3, Minnesota 3, Kansas City 2, Seattle 2
10	1991	Apr. 11-May 3	Minnesota 1, Seattle 3, California 3, New York 2, Cleveland 1
9	1970	Aug. 19-Sept. 19	Detroit 1, Chicago 3, Kansas City 3, California 2
9	1976	Aug. 7-15	California 3, Milwaukee 3, Boston 3
9	1992	Sept. 6-29	Boston 1, Seattle 4, Minnesota 3, Texas 1
9	1999	May 2-28	Boston 2, Minnesota 3, Kansas City 3, Baltimore 1
8	1972	Apr. 18-May 9	Kansas City 3, New York 3, Milwaukee 2
8	1980	Apr. 15-May 3	Seattle 2, California 4, Detroit 2
8	1988	Apr. 18-May 9	California 3, Toronto 2, Cleveland 2, Detroit 1
8	1993	June 20-July 5	Kansas City 1, California 3, New York 3, Cleveland 1
8	1999	July 18-Aug. 3	Colorado 3, Tampa Bay 3, Baltimore 2
8	2001	July 29-Aug. 20	Kansas City 1, Boston 3, New York 3, Cleveland 1
8	2002	June 6-28	Seattle 1, Houston 3, Milwaukee 3, San Francisco 1

TWO SEASONS:

20 Aug. 25, 2001 to Apr. 3, 2002 Detroit 2, Baltimore 3, Tampa Bay 3, Texas 1, Seattle 3, Anaheim 3, Texas 2, Texas 3
 9 Sept. 26, 1977 to Apr. 14, 1978 Kansas City 4, Seattle 4, California 1

CONSECUTIVE ROAD WINS

No	Year	Dates	Opponents
12	1971	July 31-Aug. 15	Cleveland 3, Kansas City 2, Boston 4, New York 3
11	1981	Apr. 9-26	Minnesota 4, California 4, Seattle 3
10	2002	Aug. 19-28	Cleveland 4, Detroit 3, Kansas City 3
9	1988	Apr. 23-May 3	Chicago 2, Toronto 3, Cleveland 2, Detroit 2
8	1971	May 31-June 20	New York 2, Washington 3, Milwaukee 3
8	1972	June 3-10	Baltimore 3, Cleveland 3, Detroit 2
8	1990	April 13-26	Seattle 3, California 2, Baltimore 3
8	2001	Aug. 16-31	Toronto 1, Chicago 3, Baltimore 3, Tampa Bay 1
8	2002	June 16-24	San Francisco 1, Pittsburgh 3, Cincinnati 3, Seattle 1

TWO SEASONS:

9 Sept. 24, 1989 to Apr. 26, 1990 Minnesota 1, Seattle 3, California 2, Baltimore 3

MLB LONGEST HOME WINNING STREAKS (SINCE 1901)

27	New York (NL), 1916	18	Cleveland, 1994
24	Boston, 1988	18	New York (AL), 1942
24	Pittsburgh, 1978	18	St. Louis (NL), 1935
22	Philadelphia (AL), 1931	17	Chicago (AL), 1883
20	Oakland, 2001-0217	17	Detroit, 1909

Oakland Athletics Streaks

CONSECUTIVE LOSSES

No	Year	Dates	Opponents
14	1977	July 29-Aug. 12	New York 3, Baltimore 2, Boston 4, Texas 2, New York 2, Baltimore 1
12	1994	Apr. 19-30	Boston 3, New York 3, Baltimore 2, Boston 2, New York 2
11	1978	June 8-18	California 1, Baltimore 3, New York 2, Boston 2, Baltimore 3
9	1978	August 20-29	Boston 1, Baltimore 3, New York 3, Baltimore 2
9	1984	Aug. 18-27	New York 2, Detroit 3, Baltimore 3, New York 1
9	1986	June 4-13	Detroit 1, Chicago 4, Cleveland 3, Texas 1
9	1993	Aug. 21-28	Detroit 3, Milwaukee 4, Detroit 2
9	1995	Sept. 22-Oct. 1	Seattle 3, Texas 2, California 4
9	1998	July 21-29	Baltimore 3, Tampa Bay 4, Boston 2
8	1976	May 17-23	Minnesota 2, Kansas City 2, Chicago 4
8	1979	May 10-18	Baltimore 1, Boston 3, Chicago 3, Milwaukee 1
8	1979	June 11-18	Detroit 2, Cleveland 2, Toronto 3, Kansas City 1
8	1979	June 23-30	Texas 3, Kansas City 3, Texas 2
8	1981	May 14-21	New York 1, Milwaukee 3, Baltimore 2, Boston 2
7	1968	June 29-July 5	New York 2, Boston 4, Detroit 1
7	1978	Aug. 11-18	Minnesota 4, New York 2, Boston 1
7	1979	June 2-9	Detroit 2, Cleveland 3, Toronto 2
7	1980	Aug. 28-Sept. 3	Boston 4, New York 3
7	1984	May 13-20	Baltimore 1, New York 3, Detroit 3
7	1985	Apr. 25-May 1	Minnesota 4, Toronto 2, Milwaukee 1
7	1986	June 28-July 5	Chicago 2, Cleveland 3, Milwaukee 2
7	1991	Aug. 12-18	Seattle 4, Minnesota 3
7	1997	May 7-13	Milwaukee 1, Chicago 4, Baltimore 2
7	2001	Apr. 8-15	Anaheim 1, Seattle 3, Texas 3

TWO SEASONS:

12	Sept. 22, 1995 to Apr. 4, 1996	Seattle 3, Texas 2, California 4, Toronto 2, Detroit 1
8	Sept. 30, 1978 to Apr. 10, 1979	Milwaukee 3, Minnesota 3, Seattle 2

CONSECUTIVE HOME LOSSES

No	Year	Dates	Opponents
12	1977	July 29-August 21	New York 3, Baltimore 2, Boston 4, Cleveland 3
9	1982	June 4-20	Milwaukee 3, Chicago 3, Toronto 3
8	1979	June 23-July 9	Texas 3, New York 4, Baltimore 1
8	1994	May 3-22	Baltimore 2, Texas 3, Chicago 3
8	2001	Apr. 8-May 1	Anaheim 1, Seattle 3, Texas 3, Toronto 1
7	1978	Aug. 20-Sept. 6	Boston 1, Baltimore 3, Kansas City 3
7	1979	June 2-9	Detroit 2, Cleveland 3, Toronto 2
7	1987	Sept. 11-27	Kansas City 3, Chicago 4
7	1993	Aug. 30-Sept. 17	Toronto 3, Baltimore 3, Chicago 1

TWO SEASONS:

11	Sept. 19, 1978 to Apr. 15, 1979	Chicago 2, Milwaukee 3, Minnesota 3, California 3
----	---------------------------------	---

CONSECUTIVE ROAD LOSSES

No	Year	Dates	Opponents
15	1986	May 24-June 23	Detroit 3, Chicago 4, Cleveland 3, Texas 4, Kansas City 1
13	1979	May 31-June 30	Minnesota 1, Detroit 2, Cleveland 2, Toronto 3, Kansas City 3, Texas 2
11	1995	Sept. 5-Oct. 1	Boston 2, Seattle 3, Texas 2, California 4
10	1981	May 14-30	New York 1, Milwaukee 3, Baltimore 2, Boston 2, Toronto 2
10	1994	Apr. 19-May 6	Boston 3, New York 3, Baltimore 2, California 2
9	1976	May 2-23	Baltimore 1, Minnesota 2, Kansas City 2, Chicago 4
9	1977	July 23-Aug. 12	Seattle 1, Minnesota 3, Texas 2, New York 2, Baltimore 1
9	1978	Aug. 11-29	Minnesota 4, New York 3, Baltimore 2
9	1979	May 10-26	Baltimore 1, Boston 3, Chicago 3, Milwaukee 2
9	1995	June 29-July 26	Seattle 1, Cleveland 4, Milwaukee 2, Detroit 2
8	1968	May 16-June 6	Minnesota 1, Chicago 4, Washington 3
8	1978	May 30-June 18	Milwaukee 1, New York 2, Boston 2, Baltimore 3
8	1980	Aug. 17-Sept. 3	Seattle 1, Boston 4, New York 3
8	1984	May 13-June 1	Baltimore 1, New York 3, Detroit 3, Chicago 1
8	1999	May 18-June 5	Kansas City 3, Minnesota 3, San Francisco 2

TWO SEASONS:

12	Sept. 5, 1995 to Apr. 9, 1996	Boston 2, Seattle 3, Texas 2, California 4, Milwaukee 1
9	July 30, 1994 to Apr. 28, 1995	Detroit 2, Kansas City 4, Toronto 2, Milwaukee 1
7	Sept. 25, 1992 to Apr. 18, 1993	Milwaukee 3, Detroit 2, Milwaukee 2

Longest Games in Oakland History

Innings	Opponent	Date	Score	Innings	Opponent	Date	Score
21	at Washington	June 4, 1971	W, 5-3	15	New York	May 17, 1977	L, 2-5
20	California	July 9, 1971	W, 1-0	15	Kansas City (1)	Sept. 27, 1977	W, 4-2
19	Chicago	Aug. 10-11, 1972	W, 5-3	15	Texas	June 28, 1978	W, 2-1
18	Baltimore	Aug. 24, 1969	W, 9-8	15	at Texas	July 1, 1979	W, 13-12
18	Minnesota	Sept. 6, 1969	L, 6-8	15	at Milwaukee	Oct. 5, 1980	L, 4-5
17	Milwaukee	May 23, 1983	W, 5-4	15	Toronto	May 23, 1981	W, 3-2
16	California	Apr. 8, 1982	L, 6-8	15	Boston	Aug. 18, 1981	W, 3-2
16	Seattle (1)	Apr. 11, 1982	L, 3-6	15	Texas	July 3, 1983	L, 4-16
16	Minnesota	Apr. 20, 1982	W, 4-3	15	New York	Aug. 26, 1985	W, 3-2
16	Chicago	June 10, 1983	W, 2-1	15	Toronto	July 27, 1986	W, 1-0
16	at Toronto	July 3, 1988	W, 9-8	15	Detroit	Apr. 4, 1996	L, 9-10
16	at Cleveland	July 4, 1988	W, 4-2	15	Seattle	Sept. 20, 1997	W, 4-3
16	at New York	August 9, 2002	W, 3-2	15	at Minnesota	May 21, 1999	L, 1-2
15	at Milwaukee	June 26, 1970	L, 2-3	15	at San Francisco	June 4, 1999	L, 3-4
15	Chicago	Sept. 19, 1972	L, 7-8	15	Toronto	May 3, 2001	W, 3-2
15	at Baltimore	Apr. 26, 1974	L, 5-6	15	Los Angeles	July 14, 2001	L, 3-5
15	at Baltimore	June 9, 1975	W, 4-3				

Note: The longest game in franchise history is 24 innings (twice; at Boston, Sept. 1, 1906; W, 4-1; and vs. Detroit, July 21, 1945; T, 1-1)

Game Times

LONGEST GAMES IN OAKLAND HISTORY

Time	Opponent	W-L	Date	Time	Opponent	W-L	Date
6:00	at New York (16)	W, 3-2	Aug. 9, 2002	5:08	Baltimore (18)	W, 9-8	Aug. 24, 1969
5:31	Chicago (19) *	W, 5-3	Aug. 10, 1972	5:08	Texas (14)	W, 6-5	June 12, 1992
5:31	California (16)	L, 8-6	Apr. 8, 1982	5:05	California (20)	W, 1-0	July 9, 1971
5:19	at Washington (21)	W, 5-3	June 4, 1971	5:04	Minnesota (14)	W, 3-2	June 20, 1969
5:19	Texas (15)	L, 4-16	July 3, 1983	5:04	at Milwaukee (14)	W, 9-8	Sept. 23, 1988
5:18	Seattle (1) (16)	L, 6-3	Apr. 11, 1982	5:03	Minnesota (16)	W, 4-3	Apr. 20, 1982
5:17	Minnesota (18)	L, 8-6	Sept. 6, 1969	5:02	at Toronto (16)	W, 9-8	July 3, 1988
5:17	Milwaukee (17)	W, 5-4	May 23, 1983	5:01	at Boston (14)	L, 11-10	July 31, 1991
5:11	at Milwaukee (2) (13)	L, 7-6	Aug. 24, 1993	5:00	California (13)	W, 8-7	Aug. 15, 1981
5:09	at Texas (15)	W, 13-12	July 1, 1979				

* Suspended game; completed on August 11, 1972.

LONGEST 9-INNING GAMES IN OAKLAND HISTORY

Time	Opponent	W-L	Date	Time	Opponent	W-L	Date
4:15	at Tampa Bay	W, 13-9	May 31, 2002	3:58	New York	W, 8-7	Aug. 27, 1997
4:09	Detroit	W, 12-7	Apr. 7, 1993	3:58	at Cleveland	W, 11-6	Aug. 29, 1998
4:06	at New York	L, 17-13	Apr. 10, 1998	3:57	at New York	L, 10-6	May 12, 1991
4:01	at Texas	L, 17-16	May 5, 2000	3:57	at Baltimore	W, 7-4	Sept. 19, 2000
4:00	Minnesota	L, 12-11	May 26, 1993	3:56	at Chicago (2)	W, 5-4	Sept. 18, 1982
3:59	at Milwaukee	W, 10-8	May 12, 1987	3:56	at Detroit	W, 10-6	Apr. 30, 1992
3:59	at California	L, 9-6	Sept. 29, 1995	3:56	at California	W, 11-9	June 29, 1996
3:59	Texas	W, 9-6	Apr. 3, 2002				

QUICKEST 9-INNING GAMES IN OAKLAND HISTORY

Time	Opponent	W-L	Date	Time	Opponent	W-L	Date
1:35	Kansas City	W, 2-1	Sept. 28, 1971	1:43	at Minnesota	L, 1-0	Aug. 12, 1979
1:37	New York	L, 3-0	May 10, 1975	1:44	Detroit	W, 4-0	June 8, 1975
1:39	Texas	W, 4-1	May 22, 1973	1:44	Texas	W, 1-0	July 30, 1975
1:39	Boston	W, 3-2	Aug. 8, 1975	1:45	Milwaukee	W, 3-1	July 9, 1972
1:42	at New York	W, 6-0	May 31, 1973	1:45	Milwaukee	W, 3-2	Aug. 17, 1973
1:43	Cleveland	W, 3-1	May 3, 1974	1:45	Texas	W, 3-0	Sept. 5, 1974
1:43	at Texas (1)	W, 1-0	Sept. 15, 1978	1:45	Cleveland	W, 2-1	July 9, 1976

Homestands and Road Trips

BEST HOMESTANDS (MIN. 6 GAMES)

W-L	Year	Dates	Opponents
7-0	1992	Sept. 10-16	Seattle 4, Minnesota 3
7-0	2001	Sept. 3-10	Baltimore 3, Tampa Bay 3, Texas 1
6-0	1970	Sept. 1-6	Chicago 3, Kansas City 3
6-0	2001	May 15-20	New York 3, Chicago 3
6-0	2001	Aug. 7-12	Boston 3, New York 3
6-0	2001	Sept. 21-27	Seattle 3, Anaheim 3
9-1	1976	Aug. 6-15	California 4, Milwaukee 3, Boston 3
7-1	1973	Sept. 10-18	Kansas City 3, Texas 3, California 2
6-1	1975	June 20-25	Kansas City 4, Minnesota 3
6-1	1975	Sept 5-10	Texas 4, Kansas City 3
6-1	1976	July 5-11	Baltimore 4, Cleveland 3
6-1	1977	April 9-14	Minnesota 3, California 4
6-1	1981	April 17-22	Seattle 4, Minnesota 3
6-1	2000	Sept. 25-Oct. 1	Anaheim 4, Texas 3

WORST HOMESTANDS (MIN. 6 GAMES)

W-L	Year	Dates	Opponents
1-9	1979	July 6-15	New York 4, Baltimore 3, Boston 3
1-8	1982	June 15-23	Chicago 3, Toronto 3, Kansas City 3
1-8	1993	Aug. 27-Sept. 5	Detroit 3, Toronto 3, Baltimore 3
1-8	2001	April 6-15	Anaheim 3, Seattle 3, Texas 3
1-7	1978	Aug. 15-23	New York 2, Boston 3, Baltimore 3
1-6	1994	April 27-May 4	Boston 2, New York 3, Baltimore 2
2-10	1977	July 26-Aug. 7	California 3, New York 3, Baltimore 2, Boston 4
1-5	1979	Sept. 17-23	Texas 3, Chicago 3
1-5	1980	June 23-29	Milwaukee 3, Chicago 3
1-5	1982	Sept. 6-12	Toronto 3, Chicago 3
1-5	1986	June 27-July 2	Chicago 3, Cleveland 3
1-5	1994	June 3-8	Cleveland 3, Milwaukee 3
1-5	1997	Sept. 19-24	Seattle 4, Texas 2
1-5	2002	May 7-12	Boston 3, Toronto 3

BEST ROAD TRIPS (MIN. 6 GAMES)

W-L	Year	Dates	Opponents
10-0	2002	Aug. 19-28	Cleveland 4, Detroit 3, Kansas City 3
8-0	1981	April 9-16	Minnesota 4, California 4
10-1	1971	April 12-22	Milwaukee 2, Minnesota 2, Chicago 4, California 3
10-1	1988	April 21-May 3	Chicago 4, Toronto 3, Cleveland 2, Detroit 2
8-1	1990	Sept. 3-12	Boston 3, New York 3, Seattle 3
6-1	1969	July 15-20	Seattle 3, California 4
6-1	1998	April 24-30	Baltimore 3, Tampa Bay 2, Cleveland 2
6-1	2001	July 31-Aug. 6	Cleveland 3, Detroit 4
5-1	2001	Aug. 28-Sept. 2	Baltimore 3, Tampa Bay 3
5-1	2002	July 11-16	Baltimore 4, Tampa Bay 2
8-2	1991	July 23-Aug. 1	Cleveland 3, Baltimore 3, New York 2, Boston 2
8-2	1992	July 27-Aug. 6	Minnesota 3, Kansas City 3, Texas 4
8-2	1994	June 10-19	Seattle 3, Chicago 3, Texas 4
8-2	2000	Sept. 15-24	Tampa Bay 2, Baltimore 4, Seattle 4


WORST ROAD TRIPS (MIN. 6 GAMES)

W-L	Year	Dates	Opponents
0-9	1995	Sept. 22-Oct. 1	Seattle 3, Texas 2, California 4
0-8	1976	May 17-23	Minnesota 2, Kansas City 2, Chicago 4
0-8	1994	April 19-26	Boston 3, New York 3, Baltimore 2
0-7	1979	June 11-17	Detroit 2, Cleveland 2, Toronto 3
0-7	1986	June 5-11	Chicago 4, Cleveland 3
0-7	1998	July 21-27	Baltimore 3, Tampa Bay 4
0-6	1995	July 14-18	Cleveland 4, Milwaukee 2
0-6	1998	April 10-15	New York 3, Boston 3
0-6	1999	May 18-23	Kansas City 3, Minnesota 3
1-9	1981	May 12-21	New York 3, Milwaukee 3, Baltimore 2, Boston 2


WWW.KICU.COM



The **A's** Play Here!



The Bay Area's Action Channel

A photograph of Mark McGwire in a batting stance, wearing a white Oakland Athletics uniform with the number 25 and his name on the back. He is holding a bat and is in the middle of a swing. The background is dark green with a large, semi-transparent image of McGwire in a similar pose. The entire image is framed by a yellow border.

Sluggier Mark McGwire hit
an Oakland single-season
record 52 home runs in 1996.

HISTORY

Notable Performances & Award Winners

World Championships (9)

Year	Record	Opponent
1910	102-48	Chicago
1911	101-50	New York
1913	96-57	New York
1929	104-46	Chicago
1930	102-52	St. Louis
1972	93-62	Cincinnati
1973	94-68	New York
1974	90-72	Los Angeles
1989	99-63	San Francisco

American League Pennants (15)

Year	Record	Manager
1902	83-53	Connie Mack
1905	92-56	Connie Mack
1910	102-48	Connie Mack
1911	101-50	Connie Mack
1913	96-57	Connie Mack
1914	99-53	Connie Mack
1929	104-46	Connie Mack
1930	102-52	Connie Mack
1931	107-45	Connie Mack
1972	93-62	Dick Williams
1973	94-68	Dick Williams
1974	90-72	Alvin Dark
1988	104-58	Tony La Russa
1989	99-63	Tony La Russa
1990	103-59	Tony La Russa

West Division Titles (12)

Year	Record	Manager
1971	101-60	Dick Williams
1972	93-62	Dick Williams
1973	94-68	Dick Williams
1974	90-72	Alvin Dark
1975	98-64	Alvin Dark
1981	64-45	Billy Martin
1988	104-58	Tony La Russa
1989	99-63	Tony La Russa
1990	103-59	Tony La Russa
1992	96-66	Tony La Russa
2000	91-70	Art Howe
2002	103-59	Art Howe

American League Wild Card (1)

Year	Record	Manager
2001	102-60	Art Howe

Batting Champions (6)

Year	Name	Avg.
1901	Nap Lajoie	.426
1930	Al Simmons	.381
1931	Al Simmons	.390
1933	Jimmie Foxx	.356
1951	Ferris Fain	.344
1952	Ferris Fain	.327

Home Run Champions (22)

Year	Name	HR
1901	Nap Lajoie	14
1902	Socks Seybold	16
1904	Harry Davis	10
1905	Harry Davis	8
1906	Harry Davis	12
1907	Harry Davis	8
1911	Frank Baker	11
1912	Frank Baker	10
1913	Frank Baker	12
1914	Frank Baker	9
1918	Tilly Walker	11
1932	Jimmie Foxx	58
1933	Jimmie Foxx	48
1935	Jimmie Foxx	36
1951	Gus Zernial	33
1973	Reggie Jackson	32
1975	Reggie Jackson	36
1981	Tony Armas	22
1987	Mark McGwire	49
1988	Jose Canseco	42

1991	Jose Canseco	44
1996	Mark McGwire	52

RBI Champions (11)

Year	Name	RBI
1901	Nap Lajoie	125
1905	Harry Davis	83
1906	Harry Davis	96
1912	Frank Baker	130
1913	Frank Baker	117
1929	Al Simmons	157
1932	Jimmie Foxx	169
1933	Jimmie Foxx	163
1951	Gus Zernial	125
1973	Reggie Jackson	117
1988	Jose Canseco	124

ERA Champions (12)

Year	Name	ERA
1905	Rube Waddell	1.48
1909	Harry Krause	1.39
1926	Lefty Grove	2.51
1929	Lefty Grove	2.82
1930	Lefty Grove	2.54
1931	Lefty Grove	2.05
1932	Lefty Grove	2.84
1970	Diego Segui	2.56
1971	Vida Blue	1.82
1974	Catfish Hunter	2.49
1981	Steve McCarty	2.32
1994	Steve Ontiveros	2.65

Strikeout Champions (13)

Year	Name	Tot.
1902	Rube Waddell	210
1903	Rube Waddell	302
1904	Rube Waddell	349
1905	Rube Waddell	287
1906	Rube Waddell	196
1907	Rube Waddell	232
1925	Lefty Grove	116
1926	Lefty Grove	194
1927	Lefty Grove	174
1928	Lefty Grove	183
1929	Lefty Grove	170
1930	Lefty Grove	209
1931	Lefty Grove	175

BBWAA AWARDS

AL Most Valuable Player

1931	Lefty Grove
1932	Jimmie Foxx
1933	Jimmie Foxx
1952	Bobby Shantz
1971	Vida Blue
1973	Reggie Jackson
1988	Jose Canseco
1992	Dennis Eckersley
1990	Rickey Henderson
2000	Jason Giambi
2002	Miguel Tejada

AL Cy Young Award

1971	Vida Blue
1974	Jim Hunter
1990	Bob Welch
1992	Dennis Eckersley
2002	Barry Zito

AL Rookie of the Year

1952	Harry Byrd
1988	Jose Canseco
1987	Mark McGwire
1938	Walt Weiss
1998	Ben Grieve

AL Manager of the Year

1988	Tony La Russa
1992	Tony La Russa

BBWAA Local Chapter Most Valuable Player

1974	Joe Rudi
1975	Rollie Fingers
1976	Vida Blue
2000	Jason Giambi

THE SPORTING NEWS AWARDS

Major League Player of the Year

1973	Reggie Jackson
------	----------------

AL Most Valuable Player

1929	Al Simmons
1932	Jimmie Foxx
1933	Jimmie Foxx

AL Player of the Year

1951	Ferris Fain
1973	Reggie Jackson
1981	Tony Armas
1988	Jose Canseco

AL Pitcher of the Year

1952	Bobby Shantz
1971	Vida Blue
1974	Jim Hunter
1990	Bob Welch
1992	Dennis Eckersley
2002	Barry Zito

AL Rookie Player of the Year

1961	Dick Howser
1977	Mitchell Page
1986	Jose Canseco
1987	Mark McGwire
1988	Walt Weiss
1998	Ben Grieve

AL Rookie Pitcher of the Year

1966	Jim Nash
1999	Tim Hudson

AL Fireman of the Year

1966	Jack Aker
1988	Dennis Eckersley
1991	Dennis Eckersley
1992	Dennis Eckersley
2002	Billy Koch

AL Comeback Player of the Year

1988	Storm Davis
1999	John Jaha

ML Manager of the Year

1981	Billy Martin
------	--------------

AL Manager of the Year

1988	Tony La Russa
1992	Tony La Russa

ML Executive of the Year

1999	Billy Beane
------	-------------

Sportsman of the Year

1972	Charles O. Finley
1997	Mark McGwire

Major League All-Star Team

1925	Mickey Cochrane, C
1925	Eddie Rommel, P
1927	Al Simmons, OF
1928	Mickey Cochrane, C
1928	Lefty Grove, P
1929	Jimmie Foxx, 1B
1929	Al Simmons, OF
1929	Mickey Cochrane, C
1929	Lefty Grove, P
1930	Al Simmons, OF
1930	Mickey Cochrane, C

Notable Performances & Award Winners

Lefty Grove, P	1930
Al Simmons, OF	1931
Mickey Cochrane, C	1931
Lefty Grove, P	1931
Jimmie Foxx, 1B	1932
Lefty Grove, P	1932
Jimmie Foxx, 1B	1933
Mike Higgins, 3B	1934
Doc Cramer, OF	1935
Mike Higgins, 3B	1936
Ferris Fain, 1B	1951
Ferris Fain, 1B	1952
Bobby Shantz, P	1952

American League All-Star Team

Norm Siebern, 1B	1962
Reggie Jackson, OF	1969
Vida Blum, LHP	1971
Joe Rudi, OF	1972
Sal Bando, 3B	1973
Bert Campaneris, SS	1973
Ken Holtzman, LHP	1973
Reggie Jackson, OF	1973
Sal Bando, 3B	1974
Bert Campaneris, SS	1974
Jim Hunter, RHP	1974
Joe Rudi, OF	1974
Reggie Jackson, OF	1975
Joe Rudi, OF	1976
Dwayne Murphy, OF	1981
Rickey Henderson, OF	1981
Tony Armas, OF	1981
Dave Kingman, DH	1984
Jose Canseco, OF	1988
Dennis Eckersley, RP	1988
Dave Stewart, RHP	1988
Carney Lansford, 3B	1989
Jose Canseco, OF	1990
Rickey Henderson, OF	1990
Bob Welch, RHP	1990
Jose Canseco, OF	1991
Mark McGwire, 1B	1992
Mark McGwire, 1B	1996
Mark Mulder, LHP	2001
Eric Chavez, 3B	2002
Barry Zito, LHP	2002

AL Silver Slugger Team

Rickey Henderson, OF	1981
Jose Canseco	1988
Jose Canseco	1990
Mark McGwire	1992
Mark McGwire	1996
Jason Giambi	2001
Eric Chavez	2002

ASSOCIATED PRESS AWARDS

Player of the Year	
Jose Canseco	1988

Manager of the Year	
Billy Martin	1980

Major League All-Star Team

Rickey Henderson, OF	1990
Bob Welch, RHP	1990
Jose Canseco, OF	1991
Dennis Eckersley, RP	1992
Mark McGwire, 1B	1992
Mark McGwire, 1B	1996

UNITED PRESS INTERNATIONAL AWARDS

Manager of the Year	
Tony LaRussa	1992

Executive of the Year	
Sandy Alderson	1988
Sandy Alderson	1990

AL Comeback Player of the Year

Dave Kingman	1984
Dave Henderson	1988
Mark McGwire	1992

AL All-Star Team

Mark McGwire, 1B	1992
Dennis Eckersley, RP	1992

PLAYERS CHOICE AWARDS

AL Outstanding Pitcher of the Year	
Barry Zito	2002

AL Outstanding Rookie

Ben Grievie	1998
Terrence Long	2000

AL Comeback Player of the Year

Dennis Eckersley	1992
John Jaha	1999

Man of the Year

Mark McGwire	1996
--------------	------

MISCELLANEOUS AWARDS

Organization of the Year	
Baseball America	1982
Topps	1998
Baseball America	1999
Howe Sports Data	1999
Topps	1999

AL Chalmers Award*

Eddie Collins	1914
---------------	------

Early American League MVPs*

Mickey Cochrane, C	1928
--------------------	------

AL Rawlings Gold Glove

Joe Rudi, OF	1974
Joe Rudi, OF	1975
Joe Rudi, OF	1976
Dwayne Murphy, OF	1980
Mike Norris, P	1980
Dwayne Murphy, OF	1981
Mike Norris, P	1981
Rickey Henderson, OF	1981
Dwayne Murphy, OF	1982
Dwayne Murphy, OF	1983
Dwayne Murphy, OF	1984
Dwayne Murphy, OF	1985
Alfredo Griffin, SS	1985
Mark McGwire, 1B	1990
Eric Chavez, 3B	2001
Eric Chavez, 3B	2002

AL Rolaids Relief Man Award

Dennis Eckersley	1988
Dennis Eckersley	1992
Billy Koch	2002

Topps Major League Rookie All-Star Team

Dick Howser, OF	1961
Ed Charles, 3B	1962
Manny Jimenez, OF	1962
Bert Campaneris, SS	1964
Jim Nash, RHP	1966
Rick Monday, OF	1967
Angel Mangual, OF	1971
Claudell Washington, OF	1974

Wayne Gross, 3B	1977
Mitchell Page, OF	1977
Dave Revering, 1B	1978
John Johnson, LHP	1978
Bob Kearney, C	1983
Jose Canseco, OF	1986
Mark McGwire, 1B	1987
Walt Weiss, SS	1988
Felix Jose, OF	1990
Tony Batista, 2B	1996
Ben Grievie, OF	1998
A.J. Hinch, C	1998
Terrence Long, OF	2000
Mark Ellis, 2B	2002

World Series Most Valuable Player

Gene Tenace	1972
Reggie Jackson	1973
Rollie Fingers	1974
Dave Stewart	1989

ALCS Most Valuable Player

Dennis Eckersley	1988
Rickey Henderson	1989
Dave Stewart	1990

All-Star Game Most Valuable Player

Terry Steinbach	1988
-----------------	------

Outstanding Designated Hitter Award

Dave Kingman	1984
Dave Parker	1989

Joe Cronin Award

Rickey Henderson	1982
Jose Canseco	1988
Dave Stewart	1990

Roberto Clemente Award

Dave Stewart	1990
--------------	------

The Hutch Award

Carney Lansford	1992
Jason Giambi	2000

AL Pitcher of the Month

Rick Langford	August, 1979
Matt Keough	April, 1981
Jay Howell	June, 1985
Steve Ontiveros	June, 1987
Dave Stewart	April, 1988
Mike Moore	July, 1989
Dave Stewart	April, 1990
Dave Stewart	September, 1990
Tim Hudson	September, 2000
Mark Mulder	July, 2001
Barry Zito	August, 2001
Barry Zito	September, 2001
Mark Mulder	June, 2002
Cory Lidle	August, 2002

AL Player of the Month

Gene Tenace	September, 1975
Mike Davis	April, 1985
Carney Lansford	May, 1988
Jose Canseco	September, 1988
Jose Canseco	May, 1990
Dave Henderson	April, 1991
Mark McGwire	June, 1996
Jason Giambi	September, 2000
Jason Giambi	May, 2001
Jermaine Dye	August, 2001
Eric Chavez	September, 2001

* The Baseball Writers' Association of America officially balloted and named the MVP in each major league since 1931. The earlier awards were known as the Chalmers (automobile) Award (1911-14) and then the league made the award from 1922 through 1928.

Athletics in the Hall of Fame

Players (5)	Year Inducted	Pos.	Career Avg.	Years With Athletics
Frank Baker	1955	3B	.307	1908-14
Mickey Cochrane	1947	C	.320	1925-33
Jimmie Foxx	1951	1B	.325	1925-35
Reggie Jackson	1993	OF	.262	1967-75; 87
Al Simmons	1953	OF	.334	1924-32; 40-41; 44

Pitchers (6)	Year Inducted	Career Record	Career ERA	Years With Athletics
Chief Bender	1953	212-127	2.46	1903-14
Rollie Fingers	1992	114-118, 341 SVs	2.90	1968-76
Lefty Grove	1947	300-141	3.06	1925-33
Jim Hunter	1987	224-166	3.26	1965-74
Eddie Plank	1946	326-194	2.35	1901-14
Rube Waddell	1946	193-143	2.16	1902-07

Managers (1)	Year Inducted	Career Record	Years With Athletics
Connie Mack	1937	3776-4025	1901-50

Other Hall of Famers Who Spent Part of Their Career With the Athletics (19): Orlando Cepeda (1972); Ty Cobb (1927-28); Eddie Collins (1906-14; 1927-30); Jimmy Collins (1907-08); Stan Coveleski (1912); Elmer Flick (1902); Nellie Fox (1947-49); Waite Hoyt (1931); George Kell (1943-46); Nap Lajoie (1901-02; 1915-16); Willie McCovey (1976); Joe Morgan (1984); Satchel Paige (1965); Herb Pennock (1912-15); Enos Slaughter (1955-56); Tris Speaker (1928); Don Sutton (1985); Zack Wheat (1927); Billy Williams (1975-76).

Note: For purpose of comparison, the National Baseball Hall of Fame uses "games played" and "games won" as the determining factors for position players and pitchers who played for more than one club during their careers. Based on that criteria, Willie McCovey, for example, is not counted among the Athletics 12 representatives.



A trio of Athletics Hall of Famers (from left to right), Mickey Cochrane, Connie Mack and Lefty Grove.

Athletics Retired Numbers



27 JIM "CATFISH" HUNTER

PITCHER

Born: April 8, 1946

Birthplace: Hertford, NC

Batted: Right

Threw: Right

Hall of Fame Induction: 1987

A control pitcher with a sneaky fastball, Catfish Hunter enjoyed a 15-year major league career with the Kansas City/Oakland Athletics and the New York Yankees...posted a 224-166 career record with a 3.26 ERA before arm trouble ended his career at the age of 33...holds Oakland's all-time career mark for wins (131)...won 20 or more games five consecutive seasons (1971-75), including his Cy Young Award-winning season of 1974 when he won a career-high 25 games... won five World Series rings, three with the A's and two with the Yankees...was 4-0 with one save in seven World Series appearances with the A's... signed a free agent contract with the Yankees in 1975 and helped New York to three straight pennants (1976-78)...was an eight-time All-Star...pitched a perfect game on May 8, 1968 against the Minnesota Twins...made his major league debut in 1965 with the Kansas City Athletics and did not miss a start until 1977...a good hitting pitcher, he batted .350 (36-for-103) in 1971 and had a .226 lifetime average with six home runs...nicknamed "Catfish" for effect by A's owner Charles O. Finley...soft-spoken and humble with a dose of country charm, he was inducted into the Hall of Fame in 1987.



34 ROLLIE FINGERS

PITCHER

Born: August 25, 1946

Birthplace: Steubenville, OH

Batted: Right

Threw: Right

Hall of Fame Induction: 1992

Almost as famous for his handlebar mustache as his pitching, Rollie Fingers is one of the greatest relief pitchers in major league history...in his 17-year career spent with Oakland (1968-76), San Diego (1977-80) and Milwaukee (1981-85), the seven-time All-Star chalked up 341 saves to go along with a 114-118 career mark...ranks sixth on baseball's all-time save list...made his ML debut in 1968 and began the 1969, '70 and '71 seasons as a starter, but finished all three seasons in the bullpen...became a full-time reliever in 1972, winning 11 games in relief and saving 21 to help Oakland to its first World Series appearance...worked out of a bases loaded, one out jam in the eighth inning of Game Seven of the 1972 World Series against Cincinnati...saved 22 games and posted a 1.92 ERA in 1973...saved two games in the '73 World Series against the New York Mets...earned a win and two saves in the '74 World Series against the Los Angeles Dodgers...in 1975, pitched the final two innings of a four-pitcher no-hitter as he, Vida Blue, Glenn Abbott and Paul Lindblad combined to blank the California Angels, 5-0...signed a free agent contract with San Diego following the 1976 season and promptly led the National League in appearances (78) and saves (35)...posted a career high 37 saves for the Padres in 1978...returned to the American League in 1981 after being traded to Milwaukee and led the AL in saves with 28 to go along with a 1.04 ERA as the Brewers made their first-ever postseason appearance... captured both the Cy Young and Most Valuable Player Awards in 1981 after figuring in 55 percent of the Brewers victories...missed the entire 1983 season with arm trouble, but came back in 1984 to save 23 games and post a 1.96 ERA for a Brewer team that won only 67 games...retired following the 1985 season...inducted into the Hall of Fame in 1992.



WALTER A. HAAS, JR.

Owner/Managing General Partner 1980-95

Born: January 24, 1916

Birthplace: San Francisco, CA

One of the most beloved owners in the history of the Athletics organization, Walter A. Haas, Jr. purchased the A's from Charles O. Finley in 1980, saving the team from potentially moving out of the area...during his 15-year ownership period, the A's won one World Championship (1989) and captured three consecutive American League pennants (1988-90)...team broke franchise attendance records each of those seasons, attracting a record 2.9 million fans to the Coliseum in 1990...long considered one of the top business and civic leaders in the United States, Haas headed some of the finest corporations in the country, including Levi Strauss, Bank of America, United Air Lines and the Pacific Telephone Company...former A's slugger Mark McGwire once described Haas as "the nicest man who has ever been put on this earth"...the A's paid tribute to his ownership reign on September 17, 1995 on Haas Family Tribute Day, when an honorary jersey was retired...Haas passed away on September 20, 1995.

Athletics All-Star Game Selections

- 1933 Connie Mack (manager), Jimmie Foxx (1b), Lefty Grove (p)
- 1934 Jimmie Foxx (1b), Pinky Higgins (3b)
- 1935 Jimmie Foxx (1b), Bob Johnson (of)
- 1936 Pinky Higgins (3b)
- 1937 Wally Moses (of)
- 1938 Bob Johnson (of)
- 1939 Russell Blackburne (coach), Frank Hayes (c), Bob Johnson (of)
- 1940 Frank Hayes (c), Bob Johnson (of)
- 1941 Frank Hayes (c)
- 1942 Bob Johnson (of)
- 1943 Russell Blackburne (coach), Dick Siebert (1b)
- 1944 Frank Hayes (c), Bobo Newsom (p)
- 1945 NO GAME
- 1946 Buddy Rosar (c), Sam Chapman (of)
- 1947 Buddy Rosar (c)
- 1948 Buddy Rosar (c)*, Joe Coleman (p)
- 1949 Eddie Joost (ss)*, Lou Brissie (p), Alex Kellner (p)
- 1950 Ferris Fain (1b)
- 1951 Ferris Fain (1b)*, Bobby Shantz (p)
- 1952 Ferris Fain (1b), Bobby Shantz (p), Eddie Joost (ss)
- 1953 Gus Zernial (of)*, Eddie Robinson (1b)
- 1954 Jim Finigan (3b)
- 1955 Jim Finigan (3b)*, Vic Power (1b)
- 1956 Harry Simpson (of), Vic Power (1b)
- 1957 Joe DeMaestri (ss)
- 1958 Bob Cerv (of)*
- 1959 Harry Craft (coach), Bud Daley (p), Roger Maris (of)****
- 1960 Bud Daley (p)
- 1961 Dick Howser (ss)
- 1962 Norm Siebern (1b), Hank Bauer (coach)****
- 1963 Norm Siebern (1b-of)
- 1964 John Wyatt (p)
- 1965 John O'Donoghue (p)
- 1966 Jim Hunter (p)
- 1967 Jim Hunter (p)
- 1968 Bert Campaneris (ss), Rick Monday (of), John Odum (p)
- 1969 Sal Bando (3b)*, Reggie Jackson (of)*, John Odum (p)
- 1970 Jim Hunter (p)
- 1971 Vida Blue (p), Dave Duncan (c), Reggie Jackson (of)
- 1972 Dick Williams (coach), Sal Bando (3b), Bert Campaneris (ss), Ken Holtzman (p), Jim Hunter (p), Reggie Jackson (of)*, Joe Rudi (of)
- 1973 Dick Williams (manager), Sal Bando (3b), Bert Campaneris (ss), Rollie Fingers (p), Ken Holtzman (p), Jim Hunter (p), Reggie Jackson (of)*
- 1974 Sal Bando (3b), Bert Campaneris (ss)*, Rollie Fingers (p), Jim Hunter (p), Reggie Jackson (of)*, Joe Rudi (of)
- 1975 Alvin Dark (manager), Wes Stock (coach), Vida Blue (p), Bert Campaneris (ss)*, Rollie Fingers (p), Reggie Jackson (of)*, Joe Rudi (of)*, Gene Tenace (c), Claudell Washington (of)
- 1976 Rollie Fingers (p), Phil Garner (2b)
- 1977 Wayne Gross (3b)
- 1978 Matt Keough (p)
- 1979 Jeff Newman (c)
- 1980 Rickey Henderson (of)
- 1981 Tony Armas (of), Mike Norris (p)
- 1982 Billy Martin (manager), Art Fowler (coach), Jackie Moore (coach), Rickey Henderson (of)*
- 1983 Rickey Henderson (of)
- 1984 Bill Caudill (p), Rickey Henderson (of), Jackie Moore (coach)
- 1985 Jay Howell (p)
- 1986 Jose Canseco (of)
- 1987 Tony La Russa (coach), Rene Lachemann (coach), Jay Howell (p), Mark McGwire (1b)
- 1988 Jose Canseco (of)*, Dennis Eckersley (p), Carney Lansford (3b), Mark McGwire (1b)*, Terry Steinbach (c)*
- 1989 Tony La Russa (manager), Dave Duncan (coach), Art Kusnyer (coach), Jose Canseco (of)***, Mark McGwire (1b)*, Mike Moore (p), Terry Steinbach (c)*, Dave Stewart (p)*
- 1990 Tony La Russa (manager), Dave Duncan (coach), Dave McKay (coach), Jose Canseco (of)*, Dennis Eckersley (p), Rickey Henderson (of)*, Mark McGwire (1b)*, Bob Welch (p)*
- 1991 Tony La Russa (manager), Dave Duncan (coach), Rene Lachemann (coach), Tommie Reynolds (coach), Harold Baines (of), Dennis Eckersley (p), Dave Henderson (of)*, Rickey Henderson (of)*, Mark McGwire (1b)**
- 1992 Jose Canseco (of)**, Dennis Eckersley (p), Mark McGwire (1b)*
- 1993 Terry Steinbach (c)
- 1994 Ruben Sierra (of)
- 1995 Mark McGwire (1b)***, Steve Ontiveros (rhp)
- 1996 Mark McGwire (1b)
- 1997 Mark McGwire (1b)
- 1998 Art Howe (coach), Ben Grieve (of)
- 1999 John Jaha (1b)
- 2000 Jason Giambi (1b)*, Tim Hudson (rhp), Jason Isringhausen (rhp)
- 2001 Jason Giambi (1b)
- 2002 Miguel Tejada (ss), Barry Zito (lhp)

* All-Star Game Starters

** Elected Starter, Injured

*** Injured, did not play

**** Second game addition

Oakland A's & San Francisco Giants

Since 1968, there have been 56 players who have played for both the Oakland Athletics and San Francisco Giants. Here is an alphabetical listing of those players.

Player	With A's	With Giants	Player	With A's	With Giants
Mike Aldrete	1993-95	1986-88	Brad Komminsk	1991	1990
Gary Alexander	1978	1975-77	Bob Lacey	1977-80	1984
Felipe Alou	1970-71	1958-63	Gary Lavelle	1987	1974-84
Jesus Alou	1973-74	1963-68	Johnnie LeMaster	1986	1975-85
Matty Alou	1972	1960-65	Darren Lewis	1990	1991-95
Dusty Baker	1985-86	1984	Brent Mayne	1997	1998-99
Bill Bathe	1986	1989-90	Willie McCovey	1976	1959-73; 1977-80
Vida Blue	1969-77	1978-81; 1985-86	Willie McGee	1990	1991-94
Ollie Brown	1972	1965-68	Kevin Mitchell	1998	1987-91
Ernie Camacho	1980	1989-90	Joe Morgan	1984	1981-82
Orlando Cepeda	1972	1958-66	Bill North	1973-78	1979-81
Joe Coleman	1977-78	1979	Marty Perez	1977-78	1976
John D'Acquisto	1982	1973-76	Luis Quinones	1983	1986
Kelly Downs	1992-93	1986-92	Dave Righetti	1994	1991-93
Randy Elliott	1980	1977	Ernest Riles	1991	1988-90
Tito Fuentes	1978	1965-67; 1969-74	Rick Rodriguez	1986-87	1990
Phil Garner	1973-76	1988	Alejandro Sanchez	1987	1984
Rich Gossage	1992-93	1989	Scott Sanderson	1990	1993
Dave Heaverlo	1978-79; 1981	1975-77	F.P. Santangelo	2001	1999
Dave Henderson	1988-93	1987	Scott Service	2000	1995
Gil Heredia	1998-01	1991-92	Lary Sorensen	1984	1988
Stan Javier	1986-90; 1994-95	1996-99	Elias Sosa	1978	1972-74
John Johnstone	1997	1997-2000	Champ Summers	1974	1982-83
Ed Jurak	1988	1989	Gary Thomasson	1978	1972-77
Bob Kearney	1981-83	1979	Rusty Tillman	1986	1988
Mike Kingery	1992	1990-91	Manny Trillo	1973-74	1984-85
Brian Kingman	1979-82	1983	Ed Vosberg	1994	1990
Dave Kingman	1984-86	1971-74	Jay Witasick	1996-98	2002
			Tim Worrell	1998-99	2001-02

RECENT PLAYER OF THE WEEK AWARD WINNERS

Tim Hudson, Sept. 9, 2002*
 Eric Chavez, August 19, 2002
 Mark Mulder, August 6, 2001
 Jason Giambi, September 18, 2000*
 Barry Zito, September 11, 2000*
 Miguel Tejada, August 8, 1999*
 Matt Stairs, July 21, 1997
 Geronimo Berroa, August 18, 1996
 Scott Brosius, July 21, 1996
 Jason Giambi, May 12, 1996
 Scott Brosius, April 28, 1996
 Mark McGwire, June 11, 1995

Geronimo Berroa, May 14, 1995
 Bobby Witt, July 3, 1994
 Mark McGwire, May 9, 1993
 Carney Lansford, July 19, 1992
 Jose Canseco, April 19, 1992
 Mark McGwire, April 12, 1992
 Rickey Henderson, Sept. 29, 1991*
 Jose Canseco, September 15, 1991
 Harold Baines, June 9, 1991
 Dave Henderson, April 21, 1991
 Rickey Henderson, July 8, 1990
 Dave Stewart, July 1, 1990

Jose Canseco, May 27, 1990
 Rickey Henderson, May 6, 1990
 Jose Canseco, September 3, 1989
 Bob Welch, August 27, 1989
 Mike Moore, June 11, 1989
 Mark McGwire, April 9, 1989
 Carney Lansford, August 31, 1987*
 Jose Canseco, July 6, 1987
 Mark McGwire, June 29, 1987
 Tony Phillips, May 18, 1986

*indicates co-Player of the Week

Oakland Athletics in Season Openers

Year	Date	Opponent	WL	Score	WP	LP	Attendance
1968	April 10	at Baltimore	L	1-3	Phoebus	Hunter	22,050
1969	April 8	Chicago	W	5-2	Odom	Peters	23,610
1970	April 7	at Kansas City	W	6-4	Odom	Bunker	18,127
1971	April 5	at Washington	L	0-8	Bosman	Blue	45,061
1972	April 15	Minnesota	W	4-3	Locker	LaRoche	9,912
1973	April 6	Minnesota	L	3-8	Blyleven	Hunter	37,972
1974	April 4	at Texas	W	7-2	Hunter	Bibby	21,907
1975	April 8	Chicago	W	3-2	Blue	Wood	17,474
1976	April 9	at California	W	5-2	Torrez	Tanana	30,094
1977	April 9	Minnesota	W	7-4	Torrez	Schuler	12,562
1978	April 7	at California	L	0-1	Tanana	Langford	29,194
1979	April 6	Minnesota	L	3-5	Goltz	Langford	10,387
1980	April 10	Minnesota	L	7-9 (12)	Corbett	McCatty	24,415
1981	April 9	at Minnesota	W	5-1	Norris	Koosman	42,658
1982	April 6	California	W	3-2 (11)	Jones	Aase	48,348
1983	April 4	Cleveland	L	5-8	Sutcliffe	Langford	34,831
1984	April 3	Milwaukee	W	6-5	Burgmeier	Fingers	45,398
1985	April 9	at Seattle	L	3-6	Moore	Codiroli	37,161
1986	April 8	Minnesota	L	2-3	Viola	Codiroli	44,726
1987	April 7	at Minnesota	L	4-5 (10)	Frazier	Krueger	43,548
1988	April 4	Seattle	W	4-1	Stewart	Langston	45,333
1989	April 3	Seattle	W	3-2	Stewart	Langston	46,163
1990	April 9	Minnesota	W	8-3	Stewart	Anderson	45,207
1991	April 9	Minnesota	W	7-2	Stewart	Morris	44,373
1992	April 6	Kansas City	W	5-3	Honeycutt	Aquino	44,078
1993	April 5	Detroit	W	9-4	Welch	Moore	43,370
1994	April 5	at Milwaukee	L	7-11	Kiefer	Ontiveros	52,012
1995	April 26	at Toronto	L	1-13	Cone	Stewart	50,426
1996	April 1	vs. Toronto *	L	6-9	Hanson	Reyes	7,292
1997	April 2	Cleveland	L	7-9	Kline	Wengert	41,332
1998	April 1	Boston	L	0-2	Martinez	Candiotti	36,915
1999	April 4	New York	W	5-3 (8)	Mathews	Stanton	46,380
2000	April 3	Detroit	L	4-7	Nomo	Appier	53,498
2001	April 2	at Seattle	L	4-5	Rhodes	Mecir	45,911
2002	April 1	Texas	W	8-3	Mulder	Park	43,908

*Las Vegas, Nev.

Overall Record 18-17 (Oakland 14-8, Road 4-8, Las Vegas 0-1)



Oakland A's Opening Day Lineups

1968

Campaneris	SS
R. Jackson	RF
Bando	3B
Webster	1B
Donaldson	2B
Pagliaroni	C
Gosger	LF
Monday	CF
Hunter	P

1969

Campaneris	SS
R. Jackson	RF
Hershberger	LF
Bando	3B
Cater	1B
Green	2B
Monday	CF
Duncan	C
Odom	P

1970

Campaneris	SS
Monday	CF
F. Alou	LF
R. Jackson	RF
Bando	3B
Mincher	1B
Green	2B
Fernandez	C
Odom	P

1971

Campaneris	SS
F. Alou	LF
R. Jackson	RF
Mincher	1B
Bando	3B
Monday	CF
Duncan	C
Green	2B
Blue	P

1972

Campaneris	SS
Rudi	LF
R. Jackson	RF
Bando	3B
Epstein	1B
B. Brooks	CF
Duncan	C
Green	2B
Holtzman	P

1973

North	DH
Maxvill	SS
Rudi	LF
R. Jackson	RF

OPENING DAY LEADERS

Most Starts

R. Henderson	12
Bando	9
Jackson	9
Lansford	9
McGwire	9
Steinbach	9
Campaneris	8
Murphy	8
Canseco	7
six players tied	6

Most Starts by Position

P:	Stewart 6, Langford 5, Hunter 3
C:	Steinbach 9, Heath 4, Duncan 3, Hernandez 3
1B:	McGwire 9, Giambi 4, four with 2
2B:	Green 6, Phillips 4, Gallego 3
3B:	Bando 9, Lansford 9, Chavez 4
SS:	Campaneris 8, Bordick 5, Weiss 4, Tejada 4
LF:	Henderson 12, Rudi 4, three with 2
CF:	Murphy 8, North 5, D. Henderson 5
RF:	Jackson 8, Armas 5, Canseco 5, Davis 5
DH:	Berroa 3, four players with 2

Bando	3B	1976	Essian	C	
Tenace	1B	North	CF	Gross	3B
Conigliaro	CF	Campaneris	SS	Guerrero	SS
Fosse	C	C. Washington	RF	Staggs	2B
Green	2B	Baylor	1B	Langford	P
Hunter	P	Rudi	LF		
		Bando	3B	1979	
		Tenace	C	Burke	LF
		B. Williams	DH	Dilone	RF
		Garner	2B	Page	DH
		M. Torrez	P	Newman	C
				Revering	1B
		1977		Edwards	2B
		North	CF	Armas	CF
		Scott	2B	Klutts	3B
		Page	LF	Picciolo	SS
		Allen	1B	Langford	P
		Sanguillen	C		
		Gross	3B	1980	
		E. Williams	DH	Henderson	LF
		Armas	RF	Murphy	CF
		Picciolo	SS	Heath	C
		M. Torrez	P	Newman	1B
				Essian	DH
		1978		Armas	RF
		Dilone	LF	Guerrero	SS
		North	CF	Klutts	3B
		Thomasson	1B	Picciolo	2B
		Armas	RF	Langford	P
		G. Alexander	DH		

1981

Henderson	LF
Murphy	CF
C. Johnson	DH
Armas	RF
Heath	C
Newman	1B
Babbitt	2B
McKay	3B
Picciolo	SS
Norris	P

1982

Henderson	LF
Murphy	CF
Meyer	DH
Armas	RF
Gross	3B
Spencer	1B
Lopes	2B
Kearney	C
Stanley	SS
Langford	P

1983

Henderson	LF
Davis	RF
Lansford	3B
Murphy	CF
Burroughs	DH
Moore	1B
Lopes	2B
Kearney	C
Phillips	SS
Langford	P

1984

Henderson	LF
Murphy	CF
Morgan	2B
Lansford	3B
Bochte	1B
Kingman	DH
Davis	RF
Heath	C
Hill	SS
McCatty	P

1985

Collins	LF
Lansford	3B
Murphy	CF
Kingman	DH
Bochte	1B
Heath	C
Davis	RF
Hill	2B
Griffin	SS
Codioli	P

HISTORY

Oakland A's Opening Day Lineups

1986

Phillips	2B
Murphy	CF
Baker	DH
Kingman	1B
Canseco	LF
Lansford	3B
Davis	RF
Griffin	SS
Tettleton	C
Codiroli	P

OAKLAND A'S YOUNGEST OPENING DAY STARTERS

20 years, 220 days	Claudell Washington (LF), 1975
21 years, 106 days	Rickey Henderson (LF), 1980
21 years, 119 days	Eric Chavez (3B), 1999
21 years, 221 days	Claudell Washington (RF), 1976
21 years, 251 days	Vida Blue (P), 1971
21 years, 280 days	Jose Canseco (LF), 1986
21 years, 327 days	Reggie Jackson (RF), 1968
21 years, 332 days	Ben Grieve (RF), 1998

1999

Phillips	2B
McDonald	CF
Giambi	DH
Stairs	RF
Jaha	1B
Grieve	LF
Chavez	3B
Hinch	C
Tejada	SS
Heredia	P

1987

Davis	RF
Phillips	2B
Lansford	3B
Canseco	LF
Jackson	DH
Murphy	CF
R. Nelson	1B
Tettleton	C
Griffin	SS
Young	P

1990

R. Henderson	LF
Lansford	3B
Canseco	RF
McGwire	1B
D. Henderson	CF
Steinbach	C
Javier	DH
Gallego	2B
Weiss	SS
Stewart	P

1993

R. Henderson	LF
D. Henderson	CF
Sierra	RF
McGwire	1B
Neel	DH
Steinbach	C
Browne	3B
Bordick	SS
Blankenship	2B
Welch	P

1996

Young	CF
Gates	2B
Giambi	1B
Berroa	DH
Plantier	LF
Muñoz	RF
Steinbach	C
Lovullo	3B
Bordick	SS
Reyes	P

2000

Becker	CF
Tejada	SS
Giambi, Ja.	1B
Jaha	DH
Stairs	RF
Grieve	LF
Hernandez	C
Chavez	3B
Menechino	2B
Appier	P

1988

Phillips	2B
Lansford	3B
Canseco	RF
McGwire	1B
Parker	LF
Henderson	CF
Baylor	DH
Steinbach	C
Weiss	SS
Stewart	P

1991

R. Henderson	LF
D. Henderson	CF
Canseco	RF
Baines	DH
Steinbach	C
McGwire	1B
Riles	3B
Weiss	SS
Gallego	2B
Stewart	P

1994

Henderson	LF
Javier	CF
Sierra	RF
McGwire	1B
Gates	2B
Neel	DH
Steinbach	C
Brosius	3B
Bordick	SS
Witt	P

1997

Batista	SS
Brosius	3B
Canseco	RF
McGwire	1B
Berroa	DH
Giambi	LF
Young	CF
Spiezio	2B
Williams	C
Prieto	P

2001

Damon	LF
Ortiz	2B
Giambi, Ja.	1B
Saenz	DH
Chavez	3B
Tejada	SS
Long	CF
Giambi, Je.	RF
Hernandez	C
Hudson	P

1989

Phillips	LF
D. Henderson	CF
Lansford	3B
McGwire	1B
Steinbach	C
Parker	DH
Hubbard	2B
Javier	RF
Weiss	SS
Stewart	P

1992

R. Henderson	LF
Wilson	CF
Canseco	RF
Baines	DH
McGwire	1B
Steinbach	C
Lansford	3B
Bordick	SS
Blankenship	2B
Stewart	P

1995

Henderson	LF
Javier	CF
Berroa	DH
Sierra	RF
McGwire	1B
Steinbach	C
Brosius	3B
Gallego	2B
Bordick	SS
Stewart	P

1998

Henderson	LF
Magadan	CF
Grieve	DH
Stairs	RF
Giambi	1B
Spiezio	2B
Hinch	C
McDonald	CF
Bournigal	SS
Candiotti	P

2002

Giambi, Je.	LF
Velarde	2B
Hatteberg	DH
Justice	RF
Chavez	3B
Tejada	SS
Long	CF
Hernandez	C
Pena	1B
Mulder	P

All-Time Postseason Results

AMERICAN LEAGUE DIVISION SERIES

Year	Date	Site	W/L	Score	Winner	Loser	Save	Attendance
1981	10/6	at Kansas City	W	4-0	NORRIS	LEONARD		40,592
	10/7	at Kansas City	W	2-1	McCATTY	Jones		40,274
	10/8	at Oakland	W	4-1	Langford	Gura	Beard	40,002
2000	10/3	at Oakland	W	5-3	Heredia	Clemens	Isringhausen	47,360
	10/4	at Oakland	L	0-4	Pettitte	Appier	Rivera	47,860
	10/6	at New York	L	2-4	Hernandez	HUDSON	Rivera	56,606
	10/7	at New York	W	11-1	Zito	Clemens		56,915
	10/8	at Oakland	L	5-7	Stanton	Heredia	Rivera	41,170
2001	10/10	at New York	W	5-3	Mulder	Clemens	Isringhausen	56,697
	10/11	at New York	W	2-0	Hudson	Pettitte	Isringhausen	56,684
	10/13	at Oakland	L	0-1	Mussina	Zito	Rivera	55,861
	10/14	at Oakland	L	2-9	Hernandez	Lidle		43,681
	10/15	at New York	L	3-5	Stanton	Mulder	Rivera	56,642
2002	10/1	at Oakland	L	5-7	Radke	Lilly	Guardado	34,853
	10/2	at Oakland	W	9-1	Mulder	Mays		31,953
	10/4	at Minnesota	W	6-3	Zito	Reed	Koch	55,932
	10/5	at Minnesota	L	2-11	Milton	Hudson		55,960
	10/6	at Oakland	L	4-5	Radke	Mulder		32,146

AMERICAN LEAGUE CHAMPIONSHIP SERIES

Year	Date	Site	W/L	Score	Winner	Loser	Save	Attendance
1971	10/3	at Baltimore	L	3-5	McNally	Blue	Watt	42,621
	10/4	at Baltimore	L	1-5	CUELLAR	HUNTER		35,003
	10/6	at Oakland	L	3-5	PALMER	Segui		33,176
1972	10/7	at Oakland	W	3-2 (11)	Fingers	Lolich		29,536
	10/8	at Oakland	W	5-0	ODOM	Fryman		31,088
	10/10	at Detroit	L	0-3	COLEMAN	Holtzman		41,156
	10/11	at Detroit	L	3-4 (10)	Hiller	Horlen		37,615
	10/12	at Detroit	W	2-1	Odum	Fryman	Blue	50,276
1973	10/6	at Baltimore	L	0-6	PALMER	Blue		41,279
	10/7	at Baltimore	W	6-3	Hunter	McNally	Fingers	48,425
	10/9	at Oakland	W	2-1 (11)	HOLTZMAN	CUELLAR		34,467
	10/10	at Oakland	L	4-5	Jackson	Fingers		27,497
	10/11	at Oakland	W	3-0	HUNTER	Alexander		24,265
1974	10/5	at Oakland	L	3-6	Cuellar	Hunter		41,609
	10/6	at Oakland	W	5-0	HOLTZMAN	McNally		42,810
	10/8	at Baltimore	W	1-0	BLUE	PALMER		32,060
	10/9	at Baltimore	W	2-1	Hunter	Cuellar	Fingers	28,136
1975	10/4	at Boston	L	1-7	TIANT	Holtzman		35,578
	10/5	at Boston	L	3-6	Moret	Fingers	Drago	35,578
	10/7	at Oakland	L	3-5	Wise	Holtzman	Drago	49,358
1981	10/13	at New York	L	1-3	John	Norris	Gossage	55,740
	10/14	at New York	L	3-13	Frazier	McCatty		48,497
	10/15	at Oakland	L	0-4	Righetti	Keough		47,302
1988	10/5	at Boston	W	2-1	Honeycutt	HURST	Eckersley	34,104
	10/6	at Boston	W	4-3	Nelson	Smith	Eckersley	34,605
	10/8	at Oakland	W	10-6	Nelson	Boddicker	Eckersley	49,261
	10/9	at Oakland	W	4-1	Stewart	Hurst	Eckersley	49,406

All-Time Postseason Results

1989	Date	Site	W/L	Score	Winner	Loser	Save	Attendance
1	10/3	at Oakland	W	7-3	Stewart	Stieb		49,435
2	10/4	at Oakland	W	6-3	Moore	Stottlemyre	Eckersley	49,444
3	10/6	at Toronto	L	3-7	Key	Davis		50,268
4	10/7	at Toronto	W	6-5	Welch	Flanagan	Eckersley	50,076
5	10/8	at Toronto	W	4-3	Stewart	Stieb	Eckersley	50,024

1990	Date	Site	W/L	Score	Winner	Loser	Save	Attendance
1	10/6	at Boston	W	9-1	Stewart	Andersen		35,192
2	10/7	at Boston	W	4-1	Welch	Harris	Eckersley	35,070
3	10/9	at Oakland	W	4-1	Moore	BODDICKER	Eckersley	49,026
4	10/10	at Oakland	W	3-1	Stewart	Clemens	Honeycutt	49,052

1992	Date	Site	W/L	Score	Winner	Loser	Save	Attendance
1	10/7	at Toronto	W	4-3	Russell	MORRIS	Eckersley	51,039
2	10/8	at Toronto	L	1-3	Cone	Moore	Henke	51,114
3	10/10	at Oakland	L	5-7	Guzman	Darling	Henke	46,911
4	10/11	at Oakland	L	6-7 (11)	Ward	Downs	Henke	47,732
5	10/12	at Oakland	W	6-2	STEWART	Cone		44,955
6	10/14	at Toronto	L	2-9	Guzman	Moore		51,335

WORLD SERIES

1995	Date	Site	W/L	Score	Winner	Loser	Save	Attendance
1	10/9	at Philadelphia	L	0-3	MATHEWSON	PLANK		17,955
2	10/10	at New York	W	3-0	BENDER	McGinnity		24,992
3	10/12	at Philadelphia	L	0-9	MATHEWSON	COAKLEY		10,991
4	10/13	at New York	L	0-1	McGINNITY	PLANK		13,598
5	10/14	at New York	L	0-2	MATHEWSON	BENDER		24,187

1990	Date	Site	W/L	Score	Winner	Loser	Save	Attendance
1	10/17	at Philadelphia	W	4-1	BENDER	Overall		26,891
2	10/18	at Philadelphia	W	9-3	COOMBS	Brown		24,597
3	10/20	at Chicago	W	12-5	COOMBS	McIntire		26,210
4	10/22	at Chicago	L	3-4 (10)	Brown	BENDER		19,150
5	10/23	at Chicago	W	7-2	COOMBS	BROWN		27,374

1991	Date	Site	W/L	Score	Winner	Loser	Save	Attendance
1	10/14	at New York	L	1-2	MATHEWSON	BENDER		38,281
2	10/16	at Philadelphia	W	3-1	PLANK	Marquard		26,286
3	10/17	at New York	W	3-2 (11)	COOMBS	MATHEWSON		37,216
4	10/24	at Philadelphia	W	4-2	BENDER	Mathewson		24,355
5	10/25	at New York	L	3-4 (10)	Crandall	Plank		33,228
6	10/26	at Philadelphia	W	13-2	BENDER	Ames		20,485

1993	Date	Site	W/L	Score	Winner	Loser	Save	Attendance
1	10/7	at New York	W	6-4	BENDER	Marquard		36,291
2	10/8	at Philadelphia	L	0-3 (10)	MATHEWSON	PLANK		20,563
3	10/9	at New York	W	8-2	BUSH	Tesreau		36,896
4	10/10	at Philadelphia	W	6-5	BENDER	Demaree		20,568
5	10/11	at New York	W	3-1	PLANK	MATHEWSON		36,632

1994	Date	Site	W/L	Score	Winner	Loser	Save	Attendance
1	10/9	at Philadelphia	L	1-7	RUDOLPH	Bender		20,562
2	10/10	at Philadelphia	L	0-1	JAMES	PLANK		20,562
3	10/12	at Boston	L	4-5 (12)	James	BUSH		35,520
4	10/13	at Boston	L	1-3	RUDOLPH	Shawkey		34,365

1929	Date	Site	W/L	Score	Winner	Loser	Save	Attendance
1	10/8	at Chicago	W	3-1	EHMKE	Root		50,740
2	10/9	at Chicago	W	9-3	Earnshaw	Malone		49,987
3	10/11	at Philadelphia	L	1-3	BUSH	EARNSHAW		29,921
4	10/12	at Philadelphia	W	10-8	Rommel	Blake		29,921
5	10/14	at Philadelphia	W	3-2	Walberg	MALONE		29,921

All-Time Postseason Results

WORLD SERIES, CONT'D.

1930	Date	Site	W/L	Score	Winner	Loser	Save	Attendance
1	10/1	at Philadelphia	W	5-2	GROVE	GRIMES		32,295
2	10/2	at Philadelphia	W	6-1	EARNSHAW	Rhem		32,295
3	10/4	at St. Louis	L	0-5	HALLAHAN	Walberg		36,944
4	10/5	at St. Louis	L	1-3	HAINES	GROVE		39,946
5	10/6	at St. Louis	W	2-0	Grove	GRIMES		38,844
6	10/8	at Philadelphia	W	7-1	EARNSHAW	Hallahan		32,295
1931	Date	Site	W/L	Score	Winner	Loser	Save	Attendance
1	10/1	at St. Louis	W	6-2	GROVE	Derringer		38,529
2	10/2	at St. Louis	L	0-2	HALLAHAN	EARNSHAW		35,947
3	10/5	at Philadelphia	L	2-5	GRIMES	Grove		32,295
4	10/6	at Philadelphia	W	3-0	EARNSHAW	Johnson		32,295
5	10/7	at Philadelphia	L	1-5	HALLAHAN	Hoyt		32,295
6	10/9	at St. Louis	W	8-1	GROVE	Derringer		39,401
7	10/10	at St. Louis	L	2-4	Grimes	Earnshaw		20,805
1972	Date	Site	W/L	Score	Winner	Loser	Save	Attendance
1	10/14	at Cincinnati	W	3-2	Holtzman	Nolan	Blue	52,918
2	10/15	at Cincinnati	W	2-1	Hunter	Grimsley	Fingers	53,244
3	10/18	at Oakland	L	0-1	Billingham	Odom	Carroll	49,410
4	10/19	at Oakland	W	3-2	Fingers	Carroll		49,410
5	10/20	at Oakland	L	4-5	Grimsley	Fingers	Billingham	49,410
6	10/21	at Cincinnati	L	1-8	Grimsley	Hall		52,737
7	10/22	at Cincinnati	W	3-2	Hunter	Borbon	Fingers	56,040
1973	Date	Site	W/L	Score	Winner	Loser	Save	Attendance
1	10/13	at Oakland	W	2-1	Holtzman	Matlack	Knowles	46,021
2	10/14	at Oakland	L	7-10 (12)	McGraw	Fingers	Stone	49,151
3	10/16	at New York	W	3-2 (11)	Lindblad	Parker	Fingers	54,817
4	10/17	at New York	L	1-6	Matlack	Holtzman	Sadecki	54,817
5	10/18	at New York	L	0-2	Koosman	Blue	McGraw	54,817
6	10/20	at Oakland	W	3-1	Hunter	Seaver	Fingers	49,333
7	10/21	at Oakland	W	5-2	Holtzman	Matlack	Knowles	49,333
1974	Date	Site	W/L	Score	Winner	Loser	Save	Attendance
1	10/12	at Los Angeles	W	3-2	Fingers	Messersmith	Hunter	55,974
2	10/13	at Los Angeles	L	2-3	Sutton	Blue	Marshall	55,989
3	10/15	at Oakland	W	3-2	Hunter	Downing		49,347
4	10/16	at Oakland	W	5-2	Holtzman	Messersmith	Fingers	49,347
5	10/17	at Oakland	W	3-2	Odom	Marshall	Fingers	49,347
1988	Date	Site	W/L	Score	Winner	Loser	Save	Attendance
1	10/15	at Los Angeles	L	4-5	Pena	Eckersley		55,983
2	10/16	at Los Angeles	L	0-6	HERSHISER	Davis		56,051
3	10/18	at Oakland	W	2-1	Honeycutt	Howell		49,316
4	10/19	at Oakland	L	3-4	Belcher	Stewart	Howell	49,317
5	10/20	at Oakland	L	2-5	HERSHISER	Davis		49,317
1989	Date	Site	W/L	Score	Winner	Loser	Save	Attendance
1	10/14	at Oakland	W	5-0	STEWART	Garrelts		49,385
2	10/15	at Oakland	W	5-1	Moore	Reuschel		49,388
3	10/27	at San Francisco	W	13-7	Stewart	Garrelts		62,038
4	10/28	at San Francisco	W	9-6	Moore	Robinson	Eckersley	62,032
1990	Date	Site	W/L	Score	Winner	Loser	Save	Attendance
1	10/16	at Cincinnati	L	0-7	Rijo	Stewart		55,830
2	10/17	at Cincinnati	L	4-5 (10)	Dibble	Eckersley		55,832
3	10/19	at Oakland	L	3-8	Browning	Moore		48,269
4	10/20	at Oakland	L	1-2	Rijo	STEWART	Myers	48,613

Capitals denote complete game.

Most Recent Trades With Each Team

Anaheim	Acquired P Omar Olivares and IF Randy Velarde for minor leaguers OF Jeff DaVanon, OF Nathan Haynes and P Elvin Nina on July 21, 1999.
Arizona	Acquired IF Erubiel Durazo on December 15, 2002; trade was part of a four-team deal in which the A's sent a minor league player to be named later (P Jason Arnold on Dec. 16, 2002) to Toronto; Toronto then sent IF Felipe Lopez to Cincinnati; Cincinnati then sent P Elmer Dessens to Arizona.
Atlanta	Acquired P Pablo Torreabla for cash considerations on March 29, 1977.
Baltimore	Acquired minor leaguers P Jimmy Haynes and P Mark Seaver for OF Geronimo Berroa on June 27, 1997.
Boston	Acquired OF Jose Canseco and cash considerations for P John Wasdin on January 27, 1997.
Chicago-AL	Acquired P Keith Foulke, C Mark Johnson, minor league P Joe Valentine and cash considerations for P Billy Koch and two minor league players to be named later (Neal Cotts and Daylan Holt on Dec. 16) on December 3, 2002.
Chicago-NL	Acquired minor league IF Adam Morrissey for IF Mark Bellhorn on November 2, 2001.
Cincinnati	Received IF Felipe Lopez from Toronto and sent P Elmer Dessens to Arizona as part of a four-team, four-player trade in which the A's received IF Erubiel Durazo from Arizona in exchange for a minor league player to be named later (P Jason Arnold on December 16) on December 15.
Cleveland	Acquired P Roy Smith for cash considerations on November 13, 2002.
Colorado	Traded minor leaguers OF Mario Encarnacion, IF Jose Ortiz and P Todd Beltz on July 25, 2001 (trade was part of a three-team deal in which the A's acquired OF Jermaine Dye from Kansas City and the Royals acquired IF Neifi Perez from Colorado).
Detroit	Acquired P Jeff Weaver for IF Carlos Pena, minor league P Franklyn German and a player to be named later (P Jeremy Bonderman on Aug. 22) on July 5, 2002; trade was part of a three-team deal in which the A's traded Weaver to New York-AL for P Ted Lilly and minor leaguers John-Ford Griffin and Jason Arnold.
Florida	Traded pitcher Ron Mahay for cash considerations on May 11, 2000.
Houston	Acquired IF Jimmy Sexton for P Rick Lysander on February 10, 1981.
Kansas City	Acquired OF Jermaine Dye on July 25, 2001 (trade was part of a three-team deal in which the Royals acquired IF Neifi Perez from Colorado and the Rockies acquired minor leaguers OF Mario Encarnacion, IF Jose Ortiz and P Todd Beltz from Oakland).
Los Angeles	Acquired P Todd Williams for minor league P Matt McDonald on September 8, 1995.
Milwaukee	Acquired OF Rich Becker for minor league P Carl Dale on August 17, 1999.
Minnesota	Acquired IF Mario Valdez for C Danny Ardoin on July 31, 2000.
Montreal	Acquired P Ron Darling for minor leaguers P Matt Grott and P Russ Cormier on July 31, 1991.
New York-AL	Acquired P Ted Lilly and minor leaguers John-Ford Griffin and Jason Arnold in exchange for P Jeff Weaver on July 5, 2002 (trade was part of a three team deal in which the A's acquired Weaver from Detroit in exchange for IF Carlos Pena, minor league P Franklyn German and a player to be named later—Jeremy Bonderman on August 22).
New York-NL	Acquired OF David Justice and cash considerations for P Mark Guthrie and minor league P Tyler Yates on December 14, 2001.
Philadelphia	Acquired OF John Mabry for OF Jeremy Giambi on May 22, 2002.
Pittsburgh	Traded P Omar Olivares for cash considerations on March 28, 2001.
St. Louis	Acquired P T.J. Mathews and minor leaguers P Blake Stein and P Eric Ludwick for 1B Mark McGwire on July 31, 1997.
San Diego	Acquired P Jeremy Fikac for a player to be named later or cash considerations on January 2, 2003.
San Francisco	Acquired OF Ernest Riles for OF Darren Lewis and minor league P Pedro Pena on December 4, 1990.
Seattle	Acquired P Bill Caudill and minor league P Darrel Akerfelds for C Bob Kearney on November 21, 1983.
Tampa Bay	Acquired P Cory Lidle for OF Ben Grieve for a player to be named later or cash considerations on January 8, 2001 (trade was part of a three-team, nine player deal in which the A's also acquired P Roberto Hernandez from Tampa Bay and traded him, C A.J. Hinch, minor league IF Angel Berroa and cash considerations to Kansas City for Johnny Damon, minor league IF Mark Ellis and a player to be named later).
Texas	Traded P Luis Vizcaino for minor league P Justin Duchscherer on March 18, 2002.
Toronto	Traded a minor league player to be named later (P Jason Arnold); trade as part of a four-team deal in which the A's acquired IF Erubiel Durazo from Arizona; Toronto then sent IF Felipe Lopez to Cincinnati; Cincinnati then sent P Elmer Dessens to Arizona.

Oakland Athletics All-Time Roster

Includes every player who has appeared in at least one game for the Oakland As from 1968-2002.

MANAGERS

Bauer, Hank	69	Plaza, Ron	86	Bando, Chris	89	Campbell, Kevin	91-93
Boros, Steve	83-84	Posedel, Bill	68-72	Bathe, Bill	86	Candiotti, Tom	98-99
Dark, Alvin	74-75	Quade, Mike	00-02	Batista, Tony	96-97	Canseco, Jose	85-92, 97
Howe, Art	96-02	Rader, Doug	92	Battle, Allen	96	Canseco, Ozzie	90
Kennedy, Bob	68	Rettenmund, Merv	89-90	Batton, Chris	76	Carly, Rico	73, 78
La Russa, Tony	86-95	Reynolds, Tommie	89-95	Baylor, Don	76, 88	Cater, Danny	68-69
Marshall, Jim	79	Rudi, Joe	86-87	Beane, Billy	89	Caudill, Bill	84, 87
Martin, Billy	80-82	Saul, Jim	79	Beard, Dave	80-83	Cepeda, Orlando	72
McKeon, Jack	77-78	Schoendienst, Red	77-78	Becker, Rich	99-00	Cey, Ron	87
McNamara, John	69-70	Schueler, Ron	83-84	Belitz, Todd	00	Chalk, Dave	79
Moore, Jackie	84-86	Stange, Lee	77-79	Bell, Kevin	82	Chant, Charlie	75
Newman, Jeff	86	Stock, Wes	73-76, 84-86	Bellhorn, Mark	97-98, 00-01	Chavez, Eric	98-02
Tanner, Chuck	76	Walling, Denny	96-98	Bernazard, Tony	87	Chitren, Steve	90-91
Williams, Dick	71-73	Walls, Lee	79-82	Berroa, Geronimo	94-97	Chouinard, Bobby	96
Winkles, Bobby	77-78	Washington, Ron	96-02	Bettendorf, Jeff	84	Christenson, Ryan	98-01
		Watson, Bob	86-88	Birtsas, Tim	85-86	Cias, Darryl	83
		Williams, Billy	83-85	Bitker, Ron	90	Clark, Ron	71-72
		Winkles, Bobby	74-75	Blankenship, Lance	88-93	Coladro, Chris	82-87
				Blefary, Curt	71-72	Colangelo, Mike	02
				Blowers, Mike	98	Colbert, Nate	76
				Blue, Vida	69-77	Coleman, Joe	77-78
				Bochte, Bruce	84-86	Collins, Dave	85
				Boever, Joe	93	Conigliaro, Billy	73
				Bogle, Warren	88	Connelly, Steve	98
				Bordi, Rich	80-81, 88	Conroy, Tim	78, 82-85
				Bordick, Mike	90-96	Corsi, Jim	88-89, 92, 95-96
				Bosetti, Rick	81-82	Cosey, Ray	80
				Bosman, Dick	75-76	Cox, Jeff	80-81
				Bournigal, Rafael	96-98	Crawford, Willie	77
				Bourque, Pat	73-74	Cruz, Fausto	94-95
				Bowie, Jim	94	Cullen, Tim	72
				Bowie, Micah	02		
				Bradford, Chad	01-02		
				Bradley, Bert	83		
				Brant, Marshall	83	D'Acquisto, John	82
				Brewer, Billy	97	Damon, Johnny	01
				Briscoe, John	91-96	Darling, Ron	91-95
				Brito, Tilson	97	Davalillo, Vic	73-74
				Broberg, Pete	78	Davis, Mike	80-87
				Brooks, Bobby	69-72	Davis, Storm	87-89, 93
				Brosius, Scott	91-97	Davis, Tommy	70-71
				Brown, Darrell	82	Dawley, Bill	89
				Brown, Larry	71-72	Dilone, Miguel	78-79
				Brown, Ollie	72	Dobson, Chuck	68-71, 73
				Browne, Jerry	92-93	Donaldson, John	68-70, 74
				Brumley, Mike	94	Dougherty, Jim	98
				Bryant, Derek	79	Downing, Al	70
				Budaska, Mark	78, 81	Downs, Kelly	92-93
				Burgmeier, Tom	83-84	Doyle, Brian	81
				Burke, Glenn	78-79	Dozier, Tom	86
				Burns, Todd	88-91	Dressendorfer, Kirk	91
				Burris, Ray	84	Driscoll, Jim	70
				Burroughs, Jeff	82-84	Drumright, Keith	81
				Byrnes, Eric	00-02	Duncan, Dave	68-72
						Duncan, Taylor	78
						Dunning, Steve	77
						Durham, Ray	02
						Dye, Jermaine	01-02

COACHES

Adair, Jerry	72-74
Alejo, Bob	96-97
Bosley, Thad	99-02
Boyer, Clete	80-85
Burleson, Rick	91
Cluck, Bob	96-97
Didier, Bob	84-86
DiMaggio, Joe	68-69
Dyer, Duffy	96-98
Duncan, Dave	86-95
Ermer, Cal	77
Fischer, Brad	96-02
Fowler, Art	80-82
Holman, Bob	69-70, 74-78
Hoscheit, Vern	69-74
Hudgens, Dave	99
Jackson, Reggie	91
Jones, Gary	98
Kusnyer, Art	89-95
Lachemann, Rene	87-92
Lansford, Carney	94-95
Lau, Charlie	70
Lefebvre, Jim	87-88, 94-95
Lollar, Sherm	68-69
Lonnott, Joe	76
Lumpe, Jerry	71
Luzinski, Greg	93
Macha, Ken	99-02
Maxvill, Dal	75
McKay, Dave	84-95
McKeon, Jack	78
McNamara, John	68-69
Metro, Charlie	82
Mitterwald, George	79-82
Moore, Jackie	81-84
Monchak, Al	76
Newman, Jeff	86
Noren, Irv	71-74
Nottle, Ed	83
Paul, Mike	87-88
Peterson, Rick	98-02

A

Abad, Andy	01
Abbott, Glenn	73-76
Abbott, Kurt	93, 98
Acre, Mark	94-97
Adams, Mike	78
Adams, Willie	96-97
Afenir, Troy	90-91
Aker, Jack	68
Akerfelds, Darrel	86
Aldrete, Mike	93-95
Alexander, Gary	78
Alexander, Matt	75-77
Allen, Dick	77
Allison, Dana	91
Almon, Bill	83-84
Alou, Felipe	70-71
Alou, Jesus	73-74
Alou, Matty	72
Alston, Dell	78
Alyea, Brant	72
Anderson, Dwain	71-72
Andrews, Mike	73
Andujar, Joaquin	86-87
Appier, Kevin	99-00
Armas, Marcos	93
Armas, Tony	77-82
Arndt, Larry	89
Arroyo, Fernando	82, 86
Atherton, Keith	83-86

B

Babitt, Shooty	81
Bahnsen, Stan	75-77
Baines, Harold	90-92
Bair, Doug	77, 86
Baker, Dusty	85-86
Baker, Scott	95
Baker, Steve	82-83
Bando, Sal	68-76

C

Cadaret, Greg	87-89
Callahan, Ben	83
Camacho, Ernie	80
Campaneris, Bert	68-76

D

D'Acquisto, John	82
Damon, Johnny	01
Darling, Ron	91-95
Davalillo, Vic	73-74
Davis, Mike	80-87
Davis, Storm	87-89, 93
Davis, Tommy	70-71
Dawley, Bill	89
Dilone, Miguel	78-79
Dobson, Chuck	68-71, 73
Donaldson, John	68-70, 74
Dougherty, Jim	98
Downing, Al	70
Downs, Kelly	92-93
Doyle, Brian	81
Dozier, Tom	86
Dressendorfer, Kirk	91
Driscoll, Jim	70
Drumright, Keith	81
Duncan, Dave	68-72
Duncan, Taylor	78
Dunning, Steve	77
Durham, Ray	02
Dye, Jermaine	01-02

Oakland Athletics All-Time Roster

Mitchell, Kevin	98	Peters, Ricky	83, 86	Sauveur, Rich	00	U	
Mitchell, Paul	76-77	Phelps, Ken	89-90	Sax, Steve	94		
Mohler, Mike	93-98	Phillips, Tony	82-89, 99	Schaeffer, Jeff	90	Umbarger, Jim	77
Molina, Izzy	96-98	Phoenix, Steve	94-95	Scott, Rodney	77	Underwood, Tom	81-83
Monday, Rick	68-71	Piatt, Adam	00-02	Scott, Dickie	89		
Montgomery, Steve	96-97	Picciolo, Rob	77-82, 85	Segui, Diego	68, 70-72	V	
Mooneyham, Bill	86	Pierce, Tony	68	Seitzer, Kevin	93	Valdez, Mario	00-01
Moore, Kelvin	81-83	Pina, Horacio	73	Service, Scott	00	Van Poppel, Todd	91, 93-96
Moore, Kerwin	96	Pitts, Gaylen	74-75	Sexton, Jim	81-82	Velandia, Jorge	98-00
Moore, Mike	89-92	Pizarro, Juan	69	Shamsky, Art	72	Velarde, Randy	99-00, 02
Morales, Jose	73	Plantier, Phil	96	Shaver, Jeff	88	Venafo, Mike	02
Morgan, Joe	84	Plunk, Eric	86-89	Shaw, Don	72	Vizcaino, Luis	99-01
Morgan, Mike	78-79	Polonia, Luis	87-89	Sheldon, Scott	97	Voigt, Jack	98
Mulder, Mark	00-02	Porter, Bo	00	Show, Eric	91	Von Ohlen, Dave	86-87
Muñoz, Pedro	96	Prieto, Ariel	95-98, 00	Siebert, Sonny	75	Vosberg, Ed	94
Mura, Steve	85			Sierra, Ruben	92-95	Voss, Bill	72
Murphy, Dwayne	78-87	Q		Sinatro, Matt	87-88		
Murray, Larry	77-79	Quinones, Luis	83	Small, Aaron	91-93	W	
Myers, Greg	01-02	Quirk, Jamie	89-92	Smith, Mark	96-98		
				Smithberg, Roger	83	Wagner, Mark	84
N		R		Snyder, Brian	93-94	Walling, Dennis	75-76
Nash, Jim	68-69	Raczka, Mike	92	Sorensen, Lary	89	Waldin, Joe	78-79
Neel, Troy	92-94	Raines, Tim	99	Sosa, Elias	84	Walton, Bruce	91-92
Neill, Mike	98	Rainey, Chuck	84	Souza, Mark	78	Warren, Mike	83-85
Nelson, Gene	87-92	Ramirez, Milton	79	Spencer, Jim	80	Wasdin, John	95-96
Nelson, Rob	86-87	Randolph, Willie	90	Spiezio, Scott	81-82	Washington, Claudell	74-76
Nettles, Jim	81	Ratliff, Jon	00	Sprague, Ed	96-99	Washington, Herb	74-75
Newman, Jeff	76-82	Ready, Randy	92	Stagg, Steve	68-69	Waslewski, Gary	72
Noboa, Junior	94	Renko, Steve	78	Staggs, Steve	98	Webster, Ramon	68-69, 71
Norris, Mike	75-83, 90	Revenig, Todd	92	Stein, Blake	78	Weiss, Walt	87-92
North, Bill	73-78	Revering, Dave	78-81	Steinbach, Terry	96-00	Welch, Bob	88-94
Nossek, Joe	69	Reyes, Carlos	94-97	Stettlemire, Todd	81-82	Wengert, Don	95-97
Nuñez, Edwin	93-94	Reynolds, Tommy	69	Stewart, Dave	00	Willard, Jerry	86-87
		Rigby, Brad	97, 99	Stein, Blake	98-99	Williams, Billy	75-76
O		Righetti, Dave	94	Steinbach, Terry	86-96	Williams, Earl	77
O'Brien, Charlie	85	Rijo, Jose	85-87	Stottlemire, Todd	86-92, 95	Williams, George	95-97
Odom, John	68-75	Riles, Ernest	91	Summers, John	95	Williams, Mark	77
Olivares, Omar	99-00	Rincon, Ricardo	02	Sutton, Don	74	Wilson, Tom	01
Ontiveros, Steve	85-88, 94-95	Roberts, Bip	98	Sutton, Larry	85	Wilson, Willie	91-92
		Robinson, Bruce	78	Sveum, Dale	02	Wirth, Alan	78-80
Oquist, Mike	97-99	Robinson, Floyd	68		93	Witasick, Jay	96-98
Ortiz, Jose	00-01	Rodriguez, Rick	86-87	T		Witmeyer, Ron	91
Osteen, Darrell	70	Rodriguez, Roberto	70	Tabb, Jerry	67-78	Witt, Bobby	92-94
Otto, Dave	87-90	Rogers, Kenny	98-99	Talbot, Fred	69-70	Wojciechowski, Steve	95-97
Owchinko, Bob	81-82	Roland, Jim	69-72	Tam, Jeff	00-02	Womack, Dooley	70
		Roof, Phil	68-69	Tartabull, Danny	95	Wood, Jason	98
P		Rudi, Joe	68-76, 82	Tartabull, Jose	69-70	Woodard, Darrell	78
Page, Mitchell	77-83	Russell, Jeff	92	Taylor, Bill	95	Woods, Gary	76
Pagliaroni, Jim	68-69	Ryan, Rob	01	Tejada, Miguel	94, 96-99	Worrell, Tim	98-99
Panther, Jim	71			Telgheder, Dave	97-02	Wortham, Rich	83
Paquette, Craig	93-95	S		Tellmann, Tom	96-98	Wyatt, John	69
Parker, Dave	88-89	Saenz, Olmedo	99-02	Tenace, Gene	85	Y	
Parrett, Jeff	92	Sakata, Lenn	86	Tettleton, Mickey	69-76	Young, Curt	83-91, 93
Parsons, Bill	74	Sanchez, Alex	87	Thomasson, Gary	78	Young, Ernie	94-97
Patterson, Daryl	71	Sanders, Ken	68	Tillman, Rusty	86	Young, Matt	89
Patterson, Mike	81	Sanderson, Scott	90	Todd, Jim	75-76, 79		
Pena, Carlos	02	Sands, Charlie	75	Tomberlin, Andy	95	Z	
Pena, Roberto	70	Sandt, Tommy	75-76	Torrealba, Pablo	77	Zito, Barry	00-02
Perez, Marty	77-78	Sanguillen, Manny	77	Torrez, Mike	76-77, 84		
Perry, Jim	75	Santangelo, F.P.	01	Tovar, Cesar	75-76		
				Trillo, Manny	73-74		
				Tyrone, Jim	77		

The A's Elephant

Prior to the 1988 season the A's brought back one of the team's most familiar and successful characters from past years — the Athletics' Elephant. After two seasons featuring a more aggressive elephant holding two crossed bats in its trunk, the old A's Elephant, which brought the A's three straight American League titles from 1988-90 and a World Championship in 1989, returned in 1995. The A's Elephant has been featured in many of the club's promotions and publications. Also, each player wears a special A's Elephant patch on the left sleeve of their uniform.

For 60 years the Athletic Elephant was one of the most popular and colorful logos in all of major league baseball. In 1901 Connie Mack and his Philadelphia Athletics helped form the American League. The following year, New York Giants Manager John McGraw dismissed the A's with contempt, calling them "The White Elephants," implying Mack shouldn't be allowed to spend money without supervision. Mack defiantly adopted the White Elephant as the team insignia, and in 1902, the A's won the American League pennant.


The White Elephant remained the team's mascot until later that decade, when it finally made its way to an A's uniform. Its first appearance was on the team's sweaters. In about 1918, the Elephant finally saw game action when Mack had the pachyderm symbol (in blue with a white "A" inside) placed on the left sleeve of every player.

By 1920, Mack had fully adopted the A's Elephant as the team's symbol. Gone was the traditional "A" on the front of the jersey. In was a blue elephant logo. But after a few poor seasons, Mack decided a change was in order. So, in 1924, the blue elephant was replaced by the white elephant on the team's jersey. The new-look pachyderm seemed to do the trick, as the A's played better ball for the next few years.

In 1928, Mack decided the elephant had worn out its brief welcome on the A's jersey fronts. He replaced it with the familiar "A" on the uniforms, and the A's went on to win two World Championships and an AL crown in the next three years. This resurgence was probably due more to the additions of Foss, Simmons, Grove, Cochrane, et al., than to the elephant's absence.

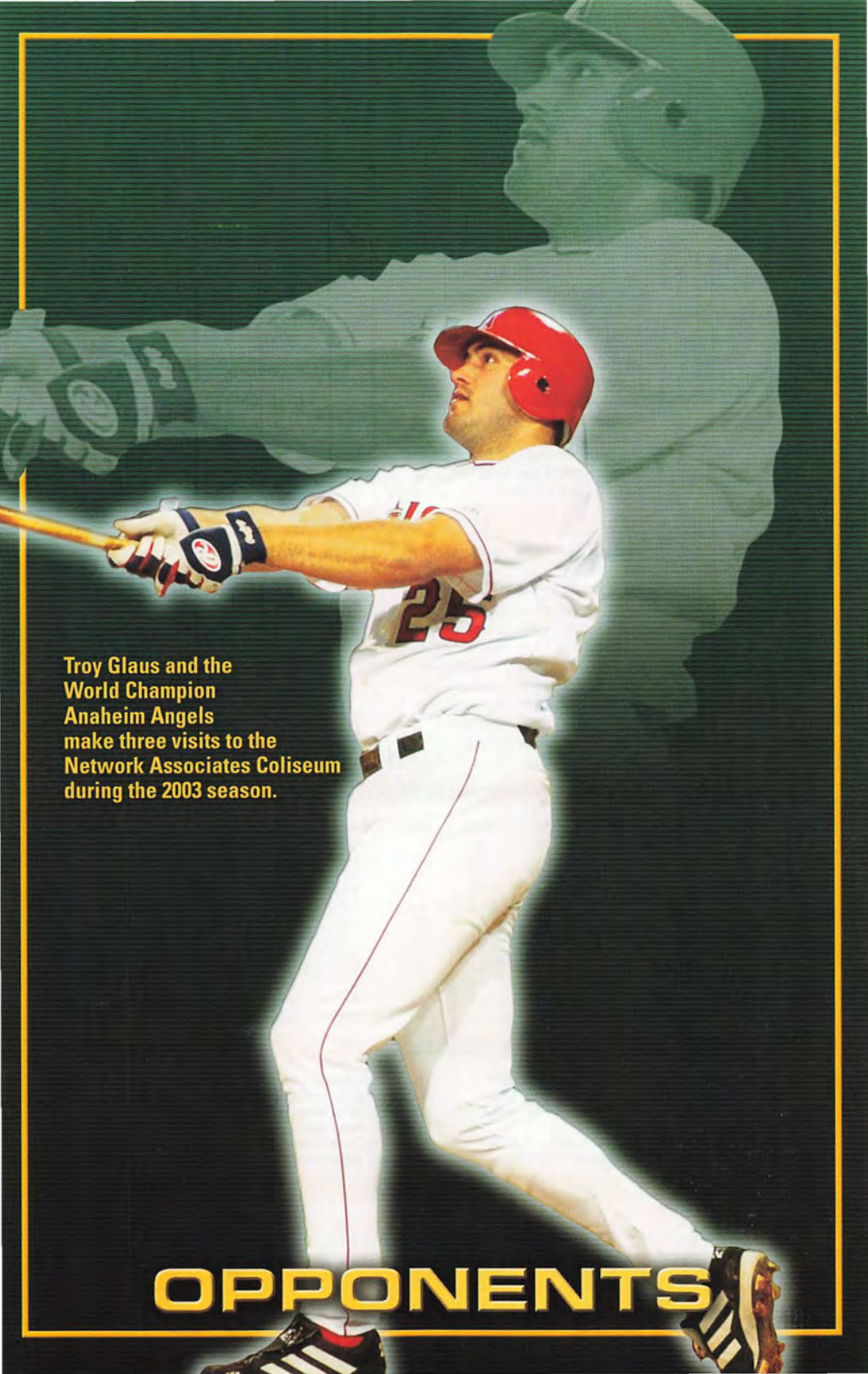
That was the last year for the elephant on the A's uniform until 1955, when the A's, now in Kansas City, added an elephant patch to their left sleeves. But when Charlie Finley purchased the team in the early sixties, the elephant mascot was once again sent packing, replaced by, of all animals, a mule. This was the last we saw of this loveable A's mascot until 1988.

The elephant has once again proven to be a "good luck" charm for the A's, as since its return the Athletics have won three American League pennants and one world championship.



FRANCHISE FACTS

All-Time Record	7595-8132	Western Division Championships	12
Philadelphia	3886-4248	Wild Card Championships	1
Kansas City	829-1224	Most Valuable Players	11
Oakland	2880-2660	Cy Young Award Winners	5
World Championships	9	Rookies of the Year	5
Philadelphia	5	Managers of the Year	2
Oakland	4	Hall of Famers	12
American League Championships	15		
Philadelphia	9		
Oakland	6		



**Troy Glaus and the
World Champion
Anaheim Angels
make three visits to the
Network Associates Coliseum
during the 2003 season.**

OPPONENTS

Anaheim Angels



Mike Scioscia

Record in Anaheim
256-230 (3 seasons)
Career Record
256-230 (3 seasons)

All-Time Series

All-Time Series Record
342-292
at Network Associates Coliseum
155-99
at Edison International Field of Anaheim
Since 1968
138-116

2003 Schedule

Dates	Site
April 4-6	OAK
April 11-13	ANA
July 4-6	OAK
July 25-28	ANA
Sept. 8-11	OAK
Sept. 15-17	ANA

American League West
Edison International Field of Anaheim
2000 Gene Autry Way
Anaheim, CA 92806



Switchboard: (714) 940-2000
Media Relations: (714) 940-2014

Press Box: (714) 940-2705
Media Relations FAX: (714) 940-2205

Owner..... The Walt Disney Company
Chairman and CEO..... Michael Eisner
Senior Vice President, Business Operations..... Kevin Uhlich
Vice President, General Manager..... Bill Stoneman
Assistant General Manager..... Ken Forsch
VP, Communications..... Tim Mead (714) 940-2003
Travel Secretary..... Tom Taylor (714) 940-2016
Manager, Baseball Information..... Larry Babcock (714) 940-2015
Manager, Media Services..... Nancy Mazmanian (714) 940-2013
Stadium..... Edison International Field of Anaheim
Capacity / Opened..... 45,030 / 1966
Angels Hotel in Bay Area..... Parc 55 (San Francisco) (415) 392-8000
A's Hotel in Anaheim..... Doubletree (714) 634-4500

2002 SERIES RECAP

Date	H-A	W-L	Score	Winner / Loser	Date	H-A	W-L	Score	Winner / Loser
4/12	A	W	5-1	Hudson/Ortiz	7/25	A	L	4-5	Shields/Mecir
4/13	A	W	7-2	Hijus/Washburn	9/9	A	W	2-1	Hudson/Appier
4/14	A	L	1-4	Appier/Zito	9/10	A	L	2-5	Ortiz/Lilly
4/18	H	W	4-2	Hijus/Ortiz	9/11	A	L	5-6	Shields/Tam
4/19	H	L	7-9	Washburn/Fyhrle	9/12	A	L	6-7	Donnelly/Koch
4/20	H	W	8-7	Bradford/Levine	9/16	H	W	4-3	Koch/Levine
4/21	H	W	6-5	Venafro/Percival	9/17	H	L	0-1 (10)	Weber/Koch
7/17	H	L	4-10	Appier/Hudson	9/18	H	W	7-4	Zito/Callaway
7/18	H	W	2-0	Zito/Sele	9/19	H	W	5-3	Hudson/Appier
7/23	A	W	2-1	Zito/Appier	Totals	11-9	82-71		
7/24	A	L	1-5	Sele/Hudson					

YEAR-BY-YEAR SERIES RESULTS

Year	Home	Road	Totals	Year	Home	Road	Totals	Year	Home	Road	Totals
1968	7-2	6-3	13-5	1980	6-1	4-2	10-3	1992	5-2	3-3	8-5
1969	7-2	5-4	12-6	1981	4-2	4-0	8-2	1993	4-2	3-4	7-6
1970	5-4	5-4	10-8	1982	3-4	1-5	4-9	1994	3-0	3-3	6-3
1971	4-5	7-2	11-7	1983	4-2	4-3	8-5	1995	5-1	2-5	7-6
1972	5-4	5-4	10-8	1984	2-5	4-2	6-7	1996	3-4	4-2	7-6
1973	5-4	7-2	12-6	1985	4-2	3-4	7-6	1997	0-6	1-5	1-11
1974	7-2	5-4	12-6	1986	2-5	1-5	3-10	1998	4-2	3-3	7-5
1975	6-3	5-4	11-7	1987	2-4	5-2	7-6	1999	3-3	1-5	4-8
1976	6-3	6-3	12-6	1988	6-1	3-3	9-4	2000	5-2	3-3	8-5
1977	6-1	4-4	10-5	1989	4-2	4-3	8-5	2001	7-3	7-3	14-6
1978	3-5	3-4	6-9	1990	4-3	5-1	9-4	2002	7-3	4-6	11-9
1979	1-5	2-5	3-10	1991	6-0	6-1	12-1	Totals	155-99	138-116	293-215

SERIES FACTS

Longest A's Winning Streak: 10, April 26, 1991-April 20, 1992 and May 26-September 3, 1974
Longest Angels Winning Streak: 12, September 18, 1996-September 17, 1997
Last A's Series Sweep at Oakland (3 games): September 25-27, 2001
Last A's Series Sweep at Oakland (4 games): April 18-20, 1980

Last A's Series Sweep at Anaheim (3 games): July 3-5, 1998
Last A's Series Sweep at Anaheim (4 games): October 4-7, 2001
Last Angels Series Sweep at Oakland (3 games): April 30-May 2, 1996
Last Angels Series Sweep at Oakland (4 games): July 10-13, 1997
Last Angels Series Sweep at Anaheim (3 games): June 25-27, 1999
Last Angels Series Sweep at Anaheim (4 games): June 19-22, 1997

SERIES BREAKDOWN

	W	L	PCT.
Kansas City A's vs. Los Angeles/California Angels (1961-67)	49	77	.389
Oakland A's vs. California/Anaheim Angels (1968-02)	293	215	.577
Totals	342	292	.539

Baltimore Orioles



Mike Hargrove

Record in Baltimore
204-281 (3 seasons)
Career Record
925-872 (12 seasons)

All-Time Series

All-Time Series Record
930-901
at Network Associates
Coliseum
95-117
at Camden Yards
32-30

2003 Schedule

Dates	Site
July 11-13	OAK
August 26-28	OAK
Sept 2-4	BALT

American League East
Oriole Park at Camden Yards
333 W. Camden Street
Baltimore, MD 21201



Switchboard: (410) 685-9800
Media Relations: (410) 547-6150

Press Box: (410) 547-6257
Media Relations FAX: (410) 547-6272

Managing General Partner..... Peter Angelos
Chief Operating Officer..... Joe Foss
Executive Vice President..... John P. Angelos
Vice President, Baseball Operations..... Mike Flanagan
Executive Vice President, Baseball Operations..... Jim Beattie
Traveling Secretary..... Phil Itzoe (410) 547-6226
Director, Public Relations..... Bill Stetka (410) 547-6156
Manager, Baseball Information..... Kevin Behan (410) 547-6159
Stadium..... Oriole Park at Camden Yards
Capacity / Opened..... 48,190/1992
Orioles Hotel in Bay Area..... Parc 55 (San Francisco) (415) 392-8000
A's Hotel in Baltimore..... Renaissance Harborplace (410) 547-1200

2002 SERIES RECAP

Date	H-A	W-L	Score	Winner / Loser	Date	H-A	W-L	Score	Winner / Loser
5/21	H	L	4-6(14)	Driskill/Venafro	7/11	A	W	4-1	Mulder/Erickson
5/22	H	W	7-6	Fyhrie/Maduro	7/12	A	W	1-0	Hudson/Johnson
5/23	H	L	3-11	Ponson/Mulder	7/13	A	W	6-0	Zito/Driskill
5/28	A	W	5-2	Mulder/Maduro	7/14	A	L	3-6	Lopez/Lidle
5/29	A	L	5-10	Bauer/Fyhrie	Totals	5-4	38-42		

YEAR-BY-YEAR SERIES RESULTS

Year	Home	Road	Totals	Year	Home	Road	Totals	Year	Home	Road	Totals
1968	6-4	3-5	9-9	1980	2-4	3-3	5-7	1992	1-5	5-1	6-6
1969	3-3	1-5	4-8	1981	3-3	2-4	5-7	1993	1-5	1-5	2-10
1970	3-3	2-4	5-7	1982	3-3	2-4	5-7	1994	3-3	2-4	5-7
1971	2-4	2-3	4-7	1983	3-3	1-5	4-8	1995	3-3	4-2	7-5
1972	1-5	5-1	6-6	1984	2-4	4-2	6-6	1996	2-5	2-4	4-9
1973	3-3	4-2	7-5	1985	3-3	2-4	5-7	1997	1-5	2-3	3-8
1974	2-4	4-2	6-6	1986	5-3	2-2	7-5	1998	1-4	2-4	3-8
1975	5-1	3-3	8-4	1987	2-4	3-3	5-7	1999	4-2	3-3	7-5
1976	4-2	4-2	8-4	1988	4-2	4-2	8-4	2000	4-2	4-2	8-4
1977	0-5	2-3	2-8	1989	5-1	2-4	7-5	2001	4-2	3-0	7-2
1978	0-6	0-5	0-11	1990	3-3	5-1	8-4	2002	1-2	4-2	5-4
1979	2-4	2-4	4-8	1991	4-2	5-1	9-3	Totals	95-117	99-104	194-221

SERIES FACTS

Longest A's Winning Streak: 8 (three times), most recent: July 14, 1991 to May 29, 1992
Longest Orioles Winning Streak: 13, August 14, 1977 to April 27, 1979
Last A's Series Sweep at Oakland (3 games): September 3-5, 2001
Last A's Series Sweep at Oakland (4 games): July 20-23, 1989
Last A's Series Sweep at Baltimore (3 games): August 28-30, 2001

Last A's Series Sweep at Baltimore (4 games): None
Last Orioles Series Sweep at Oakland (3 games): September 3-5, 1993
Last Orioles Series Sweep at Oakland (4 games): May 22-25, 1987
Last Orioles Series Sweep at Baltimore (3 games): July 21-23, 1998
Last Orioles Series Sweep at Baltimore (4 games): None

SERIES BREAKDOWN

	W	L	PCT.
Philadelphia A's vs. Milwaukee Brewers (1901)	14	6	.700
Philadelphia A's vs. St. Louis Browns (1902-53)	606	513	.542
Philadelphia A's vs. Baltimore Orioles (1954)	12	10	.545
Kansas City A's vs. Baltimore Orioles (1955-67)	104	151	.408
Oakland A's vs. Baltimore Orioles (1968-02)	194	221	.467
Totals	930	901	.508

Boston Red Sox



American League East
Fenway Park
4 Yawkey Way
Boston, MA 02215-9440



Switchboard: (617) 267-9440 **Press Box:** (617) 236-6732
Media Relations: (617) 236-6613 **Media Relations FAX:** (617) 375-0944

Chief Executive Officer..... John Harrington
Executive Vice President and General Manager Theo Epstein
Director of Communications and Baseball Information.....Kevin Shea (617) 236-6613
Communications and Credentials Coordinator..... Kerri Moore (617) 236-6616
Baseball Information Coordinator..... Glenn Wilburn (617) 236-6718
Traveling Secretary..... Jack McCormick (617) 236-6747
Stadium..... Fenway Park
Capacity / Opened..... Day: 33,577, Night: 33,993/1912
Red Sox Hotel in Bay Area..... Westin St. Francis (San Francisco) (415) 397-7000
A's Hotel in Boston..... Sheraton Boston (617) 236-2000

Grady Little

Record in Boston
93-69 (1 season)
Career Record
93-69 (1 season)

All-Time Series

All-Time Series Record
825-1010
at Network Associates Coliseum
108-99
at Fenway Park
Since 1968
75-130

2003 Schedule

Dates	Site
August 11-13	OAK
August 19-21	BOS

2002 SERIES RECAP

Date	H-A	W-L	Score	Winner / Loser	Date	H-A	W-L	Score	Winner / Loser
5/7	H	L	7-9	Arrojo/Mecir	5/16	A	W	5-0	Zito/Castillo
5/8	H	L	6-12	Burkett/Hiljusz	8/6	A	W	9-1	Mulder/Wakefield
5/9	H	L	1-5	Lowe/Hudson	8/7	A	W	3-2	Harang/Burkett
5/14	A	L	2-6	Burkett/Hudson	8/8	A	L	2-4	Lowe/ZITO
5/15	A	L	2-8	Lowe/Hiljusz	Totals	A	3-6	37-47	

YEAR-BY-YEAR SERIES RESULTS

Year	Home	Road	Totals	Year	Home	Road	Totals	Year	Home	Road	Totals
1968	6-3	4-5	10-8	1980	2-4	1-5	3-9	1992	4-2	3-3	7-5
1969	4-2	4-2	8-4	1981	4-2	1-5	5-7	1993	2-4	1-5	3-9
1970	4-2	1-5	5-7	1982	4-2	0-6	4-8	1994	1-5	2-4	3-9
1971	4-2	5-1	9-3	1983	2-4	2-4	4-8	1995	2-5	2-3	4-8
1972	1-5	2-4	3-9	1984	3-3	2-4	5-7	1996	4-2	1-6	5-8
1973	3-3	5-1	8-4	1985	2-4	2-4	4-8	1997	3-3	1-4	4-7
1974	2-4	2-4	4-8	1986	3-3	2-4	5-7	1998	1-4	1-5	2-9
1975	4-2	2-4	6-6	1987	5-1	3-3	8-4	1999	4-2	2-2	6-4
1976	5-1	3-3	8-4	1988	6-0	3-3	9-3	2000	2-2	3-3	5-5
1977	2-4	1-4	3-8	1989	4-2	1-5	5-7	2001	4-2	1-2	5-4
1978	3-2	2-3	5-5	1990	4-2	4-2	8-4	2002	0-3	3-3	3-6
1979	2-4	1-5	3-9	1991	2-4	2-4	4-8	Totals	108-99	75-130	183-229

SERIES FACTS

Longest A's Winning Streak: 6, June 13-August 3, 1969
Longest Red Sox Winning Streak: 11, July 10, 1993-April 28, 1994
Last A's Series Sweep at Oakland (3 games): August 7-9, 2001
Last A's Series Sweep at Oakland (4 games): None
Last A's Series Sweep at Boston (3 games): September 3-5, 1990

Last A's Series Sweep at Boston (4 games): August 10-12, 1971
Last Red Sox Series Sweep at Oakland (3 games): May 7-9, 2002
Last Red Sox Series Sweep at Oakland (4 games): August 4-7, 1977
Last Red Sox Series Sweep at Boston (3 games): April 13-15, 1998
Last Red Sox Series Sweep at Boston (4 games): July 22-25, 1993

SERIES BREAKDOWN

	W	L	PCT.
Philadelphia A's vs. Boston Red Sox (1901-54)	533	632	.458
Kansas City A's vs. Boston Red Sox (1955-67)	109	149	.422
Oakland A's vs. Boston Red Sox (1968-02)	183	229	.444
Totals	825	1010	.450

Chicago White Sox



American League Central
Comiskey Park
333 W. 35th Street
Chicago, IL 60616



Switchboard: (312) 674-1000 Press Box: (312) 674-5190
Media Relations: (312) 674-5300 Media Relations FAX: (312) 674-5116

Jerry Manuel

Record in Chicago
414-395 (5 seasons)
Career Record
414-395 (5 seasons)

All-Time Series

All-Time Series Record
919-988
at Network Associates
Coliseum
126-115
at New Comiskey Park
34-30

2003 Schedule

Dates	Site
April 29-May 1	CWS
May 6-8	OAK
August 8-10	CWS

Chairman..... Jerry Reinsdorf
Senior Vice President/General Manager..... Ken Williams
Director of Public Relations..... Scott Reifert (312) 674-5302
Assistant Director of Media Relations..... Bob Beghtol (312) 674-5303
Coordinator of Media Relations..... Eric Phillips (312) 674-5306
Manager of Team Travel..... Ed Cassin (312) 674-5296
Stadium..... U.S. Cellular Field
Capacity / Opened..... 47,098/1991
White Sox Hotel in Bay Area..... Parc 55 (San Francisco) (415) 392-8000
A's Hotel in Chicago..... Westin Hotel (312) 943-7200

2002 SERIES RECAP

Date	H-A	W-L	Score	Winner / Loser	Date	H-A	W-L	Score	Winner / Loser
4/26	H	W	6-4	Lidle/Parque	5/5	A	W	3-2	Zito/Wright
4/27	H	W	16-1	Fyhrnie/Buehrle	8/16	H	W	1-0	Lidle/BUEHRLE
4/28	H	W	10-0	Hudson/Ritchie	8/17	H	W	9-2	Mulder/Garland
5/3	A	L	1-6	Buehrle/Fyhrnie	8/18	H	W	7-4	Zito/Wright
5/4	A	L	2-10	Ritchie/Hudson	Totals	7-2	55-29		

YEAR-BY-YEAR SERIES RESULTS

Year	Home	Road	Totals	Year	Home	Road	Totals	Year	Home	Road	Totals
1968	4-5	4-5	8-10	1980	3-3	4-3	7-6	1992	4-2	4-3	8-5
1969	6-3	4-5	10-8	1981	2-5	4-2	6-7	1993	3-4	3-3	6-7
1970	7-2	9-0	16-2	1982	1-5	3-4	4-9	1994	1-5	2-1	3-6
1971	1-8	6-3	7-11	1983	4-3	1-5	5-8	1995	3-3	2-4	5-7
1972	6-3	2-4	8-7	1984	4-2	3-4	7-6	1996	2-4	5-1	7-5
1973	6-3	6-3	12-6	1985	3-4	2-4	5-8	1997	1-4	2-4	3-8
1974	7-2	4-5	11-7	1986	4-2	2-5	6-7	1998	3-2	4-2	7-4
1975	6-3	3-6	9-9	1987	3-4	1-5	4-9	1999	4-0	3-3	7-3
1976	6-3	3-5	9-8	1988	3-3	5-2	8-5	2000	2-4	1-2	3-6
1977	3-5	2-5	5-10	1989	4-3	4-2	8-5	2001	3-0	5-1	8-1
1978	3-4	5-3	8-7	1990	1-5	4-3	5-8	2002	6-0	1-2	7-2
1979	3-4	1-5	4-9	1991	4-3	2-4	6-7	Totals	126-115	116-118	242-233

SERIES FACTS

Longest A's Winning Streak: 11, June 20-September 7, 1970
Longest White Sox Winning Streak: 9, August 1, 1996-August 5, 1997
Last A's Series Sweep at Oakland (3 games): August 16-18, 2002
Last A's Series Sweep at Oakland (4 games): August 5-8, 1999
Last A's Series Sweep at Chicago (3 games): August 17-19, 2001
Last A's Series Sweep at Chicago (4 games): May 22-24, 1970
Last White Sox Series Sweep at Oakland (3 games): May 16-18, 1997
Last White Sox Series Sweep at Oakland (4 games): September 24-27, 1987
Last White Sox Series Sweep at Chicago (3 games): June 29-July 1, 1987
Last White Sox Series Sweep at Chicago (4 games): May 8-11, 1997

SERIES BREAKDOWN

	W	L	PCT.
Philadelphia A's vs. Chicago White Sox (1901-54)	585	589	.498
Kansas City A's vs. Chicago White Sox (1955-67)	92	166	.357
Oakland A's vs. Chicago White Sox (1968-02)	242	233	.509
Totals	919	988	.482

Cleveland Indians



American League Central
Jacobs Field
2401 Ontario Street
Cleveland, OH 44115



Switchboard: (216) 420-4200
Media Relations: (216) 420-4386

Press Box: (216) 420-4654
Media Relations FAX: (216) 420-4396

Eric Wedge

0-0 First Year Manager

All-Time Series

All-Time Series Record
846-974
At Network Associates
Coliseum
108-86
at Jacobs Field
18-26

President and CEO.....Lawrence J. Dolan
Executive Vice President and General Manager Mark Shapiro
Director, Media Relations Bart Swain (216) 420-4386
Assistant Director of Media Relations Curtis Danburg (216) 420-4390
Manager, Media Relations.....Susie Giuliano (216) 420-4388
Traveling Secretary.....Mike Seghi (216) 420-4303
Stadium.....Jacobs Field
Capacity / Opened 43,368/1994
Indians Hotel in Bay Area Westin St. Francis (San Francisco) (415) 397-7000
A's Hotel in Cleveland Ritz Carlton (216) 623-1300

2003 Schedule

Dates	Site
April 25-27	OAK
May 16-18	CLE
July 29-31	DAK

2002 SERIES RECAP

Date	H-A	W-L	Score	Winner / Loser
7/29	H	L	6-8	Mulholland/Magnante
7/30	H	L	4-5	Drese/Lidle
7/31	H	W	6-4	Mulder/Westbrook
8/19	A	W	8-1	Hudson/Baez
Totals		5-2	45-24	

Date	H-A	W-L	Score	Winner / Loser
8/20	A	W	6-3	Harang/Westbrook
8/21	A	W	6-0	LIDLE/Rodriguez
8/22	A	W	9-3	Mulder/Phillips
Totals		5-2	45-24	

YEAR-BY-YEAR SERIES RESULTS (1968-2002)

Year	Home	Road	Totals	Year	Home	Road	Totals	Year	Home	Road	Totals
1968	7-2	5-4	12-6	1980	4-2	2-4	6-6	1992	3-3	3-3	6-6
1969	3-3	4-2	7-5	1981	1-1	1-2	2-3	1993	2-4	2-4	4-8
1970	3-3	2-4	5-7	1982	3-3	5-1	8-4	1994	0-3	0-3	0-6
1971	4-2	4-2	8-4	1983	1-5	4-2	5-7	1995	0-3	0-4	0-7
1972	6-0	4-2	10-2	1984	2-4	3-3	5-7	1996	4-2	2-4	6-6
1973	5-1	4-2	9-3	1985	5-1	4-2	9-3	1997	2-3	2-4	4-7
1974	4-2	3-3	7-5	1986	2-4	0-6	2-10	1998	4-1	4-2	8-3
1975	5-1	5-1	10-2	1987	4-2	4-2	8-4	1999	1-5	1-5	2-10
1976	4-2	4-2	8-4	1988	5-1	3-3	8-4	2000	3-3	3-3	6-6
1977	1-4	2-3	3-7	1989	4-2	6-0	10-2	2001	1-3	2-1	3-4
1978	3-2	3-3	6-4	1990	5-1	3-3	8-4	2002	1-2	4-0	5-2
1979	3-3	1-5	4-8	1991	3-3	4-2	7-5	Totals	108-86	103-95	211-181

SERIES FACTS

Longest A's Winning Streak: 10, July 31, 1971-August 18, 1972
 Longest Indians Winning Streak: 13, May 27, 1994-July 23, 1995
 Last A's Series Sweep at Oakland (3 games): August 14-16, 2000
 Last A's Series Sweep at Oakland (4 games): None
 Last A's Series Sweep at Cleveland (3 games): September 18-20, 1989

Last A's Series Sweep at Cleveland (4 games): August 19-22, 2002
 Last Indians Series Sweep at Oakland (3 games): April 10-12, 2000
 Last Indians Series Sweep at Oakland (4 games): April 26-29, 1999
 Last Indians Series Sweep at Cleveland (3 games): June 15-17, 1999
 Last Indians Series Sweep at Cleveland (4 games): July 14-16, 1995

SERIES BREAKDOWN

	W	L	PCT.
Philadelphia A's vs. Cleveland Indians (1901-54)	529	642	.452
Kansas City A's vs. Cleveland Indians (1955-67)	106	151	.412
Oakland A's vs. Cleveland Indians (1968-02)	211	181	.538
Totals	846	974	.465

Detroit Tigers



Alan Trammell

0-0 First Year Manager

All-Time Series

All-Time Series Record
860-948
At Network Associates
Coliseum
106-84
at Comerica Park
8-3

2003 Schedule

Dates	Site
April 22-24	OAK
May 13-15	DET
August 5-7	DET

American League Central
Comerica Park
2100 Woodward
Detroit, MI 48201



Switchboard: (313) 471-4000 Press Box: (313) 471-2103
Media Relations: (313) 471-2114 Media Relations FAX: (313) 471-2138

Owner/Director Michael Iltch
President and CEO Dave Dombroski
Vice President, Baseball Operations/GM Randy Smith
Senior Director, Communications John Hahn (313) 471-2113
Manager, Public Relations Jim Anderson (313) 471-2349
Coordinator, Baseball Information Brian Britten (313) 471-2276
Traveling Secretary Bill Brown (313) 471-2092
Stadium Comerica Park
Capacity / Opened 40,120/2000
Tigers Hotel in Bay Area Parc 55 (San Francisco) (415) 392-8000
As Hotel in Detroit The Atheneum (313) 962-2323

2002 SERIES RECAP

Date	H-A	W-L	Score	Winner / Loser	Date	H-A	W-L	Score	Winner / Loser
8/1	H	W	5-3	Bowie/Sparks	8/23	A	W	9-1	Zito/Powell
8/2	H	L	1-3	Redman/Zito	8/24	A	W	12-3	HUDSON/Lima
8/3	H	W	8-4	Hudson/Lima	8/25	A	W	10-7	Mecir/Walker
8/4	H	W	4-0	Lidle/Maroth	Totals		6-1	49-18	

YEAR-BY-YEAR SERIES RESULTS (1968-2002)

Year	Home	Road	Totals	Year	Home	Road	Totals	Year	Home	Road	Totals
1968	3-6	2-7	5-13	1980	4-2	2-4	6-6	1992	4-2	2-4	6-6
1969	3-3	2-4	5-7	1981	2-1	0-0	2-1	1993	3-3	1-5	4-8
1970	3-3	3-3	6-6	1982	2-4	1-5	3-9	1994	3-0	1-5	4-5
1971	4-2	4-2	8-4	1983	4-2	2-4	6-6	1995	2-0	1-2	3-2
1972	4-2	4-2	8-4	1984	3-3	0-6	3-9	1996	3-3*	5-1	8-4
1973	4-2	1-5	5-7	1985	2-4	2-4	4-8	1997	2-4	2-3	4-7
1974	3-3	4-2	7-5	1986	4-2	2-4	6-6	1998	3-3	1-4	4-7
1975	2-4	4-2	6-6	1987	4-2	3-3	7-5	1999	2-2	4-2	6-4
1976	4-2	2-4	6-6	1988	4-2	4-2	8-4	2000	3-3	1-3	4-6
1977	3-2	2-3	5-5	1989	4-2	4-2	8-4	2001	2-1	4-0	6-1
1978	2-3	2-3	4-6	1990	4-2	2-4	6-6	2002	3-1	3-0	6-1
1979	2-4	3-3	5-7	1991	4-2	4-2	8-4	Totals	108-86*	84-109	192-195

*includes 2-2 in Las Vegas

SERIES FACTS

Longest As Winning Streak: 7, September 6, 1986-May 9, 1987
Longest Tigers Winning Streak: 7, September 14, 1997-August 14, 1998
Last As Series Sweep at Oakland (3 games): June 24-26, 1994
Last As Series Sweep at Oakland (4 games): None
Last As Series Sweep at Detroit (3 games): August 23-25, 2002

Last As Series Sweep at Detroit (4 games): August 3-6, 2001
Last Tigers Series Sweep at Oakland (3 games): None
Last Tigers Series Sweep at Oakland (4 games): None
Last Tigers Series Sweep at Detroit (3 games): May 10-12, 1994
Last Tigers Series Sweep at Detroit (4 games): None

SERIES BREAKDOWN

	W	L	PCT.
Philadelphia A's vs. Detroit Tigers (1901-54)	562	601	.483
Kansas City A's vs. Detroit Tigers (1955-67)	106	152	.411
Oakland A's vs. Detroit Tigers (1968-02)	192	195	.496
Totals	860	948	.476

Kansas City Royals



Tony Pena

Record in Kansas City
49-77 (1 year)
Career Record
49-77 (1 year)

All-Time Series

All-Time Series Record
249-212
At Network Associates Coliseum
141-88
at Kauffman Stadium
88-108

2003 Schedule

Dates	Site
May 23-25	OAK
May 29-June 1	KC
July 21-22	KC

American League Central
Kauffman Stadium
PO BOX 419969
Kansas City, MO 64141-6969



Switchboard: (816) 921-8000 **Press Box:** (816) 921-8000, ext. 4920, 4921
Media Relations: (816) 504-4713 **Media Relations FAX:** (816) 921-5775

Chairman/Owner David Glass
President Dan Glass
Senior Vice President/GM Baseball Operations Allard Baird
Senior Director, Broadcasting and Public Relations Dave Witty (816) 504-4712
Manager, Media Relations Aaron Babcock (816) 504-4362
Coordinator, Media Relations Lora Grosshans (816) 504-4360
Manager, Media Services Chris Stathos (816) 504-4361
Manager, Team Travel Jeff Davenport (816) 504-4755
Stadium Kauffman Stadium
Capacity / Opened 40,793/1973
Royals Hotel in Bay Area Parc 55 (San Francisco) (415) 392-8000
A's Hotel in Kansas City Fairmont Hotel (816) 756-1500

2002 SERIES RECAP

Date	H-A	W-L	Score	Winner / Loser	Date	H-A	W-L	Score	Winner / Loser
7/4	H	W	3-2	Koch/Hernandez	8/27	A	W	6-4	Mulder/Ru. Hernandez
7/5	H	W	4-3	Mecir/Hernandez	8/28	A	W	6-4	Zito/Sedlacek
7/6	H	L	3-4	Mullen/Koch	9/2	H	W	7-6	Koch/Grimmsley
7/7	H	W	3-2	Zito/Byrd	9/4	H	W	12-11	Koch/Grimmsley
8/26	A	W	6-3	Lidle/May	Totals	8-1	50-39		

YEAR-BY-YEAR SERIES RESULTS

Year	Home	Road	Totals	Year	Home	Road	Totals	Year	Home	Road	Totals
1969	4-5	6-3	10-8	1981	1-2	2-1	3-3	1993	5-2	2-4	7-6
1970	7-2	4-5	11-7	1982	3-3	3-4	6-7	1994	1-2	2-5	3-7
1971	7-2	6-3	13-5	1983	4-3	2-4	6-7	1995	3-4	5-1	8-5
1972	7-2	4-5	11-7	1984	4-2	4-3	8-5	1996	5-1	2-4	7-5
1973	6-3	4-5	10-8	1985	3-4	2-4	5-8	1997	3-2	5-1	8-3
1974	7-2	3-6	10-8	1986	2-4	3-4	5-8	1998	3-3	1-4	4-7
1975	8-1	3-6	11-7	1987	3-4	5-1	8-5	1999	5-1	1-5	6-6
1976	5-4	4-5	9-9	1988	2-4	3-4	5-8	2000	3-3	5-1	8-4
1977	5-3	1-6	6-9	1989	4-3	2-4	6-7	2001	2-1	4-2	6-3
1978	3-4	2-6	5-10	1990	5-1	4-3	9-4	2002	5-1	3-0	8-1
1979	3-4	1-5	4-9	1991	4-3	3-3	7-6	Totals	141-88	108-124	249-212
1980	4-2	3-4	7-6	1992	5-1	4-3	9-4				

SERIES FACTS

Longest A's Winning Streak: 6, July 7, 2002-present
Longest Royals Winning Streak: 8, September 4, 1978-June 18, 1979
Last A's Series Sweep at Oakland (3 games): May 25-27, 1999
Last A's Series Sweep at Oakland (4 games): September 26-28, 1977
Last A's Series Sweep at Kansas City (3 games): August 26-28, 2002
Last A's Series Sweep at Kansas City (4 games): None
Last Royals Series Sweep at Oakland (3 games): June 14-16, 1988
Last Royals Series Sweep at Oakland (4 games): None
Last Royals Series Sweep at Kansas City (3 games): May 18-20, 1999
Last Royals Series Sweep at Kansas City (4 games): August 1-4, 1994

SERIES BREAKDOWN

	W	L	PCT.
Oakland A's vs. Kansas City Royals (1969-02)	249	212	.540
Totals	249	212	.540

Minnesota Twins



Ron Gardenhire

Record in Minnesota
94-67 (1 season)
Career Record
94-67 (1 season)

All-Time Series

All-Time Series Record
941-946
At Network Associates
Coliseum
130-106
at The Metrodome
61-66

2003 Schedule

Dates	Site
May 20-22	OAK
May 27-29	MINN
July 17-20	MINN

American League Central
Metrodome
34 Kirby Puckett Place
Minneapolis, MN 55415



Switchboard: (612) 375-1366 Press Box: (612) 375-7526
Media Relations: (612) 375-7471 Media Relations FAX: (612) 375-7473

Club Owner..... Carl Pohlad
President..... Dave St. Peter
Vice President, General Manager..... Terry Ryan
Director of Communications..... Brad Ruter (612) 375-7489
Manager of Media Relations..... Sean Harlin (612) 375-7470
Assistant Media Relations Manager..... Mike Herman (612) 375-7404
Baseball Information Coordinator..... Kristian Connolly (612) 375-7471
Traveling Secretary..... Remzi Kiratli (612) 375-7472
Stadium..... The Metrodome
Capacity / Opened..... 48,678/1982
Twins Hotel in Bay Area..... Parc 55 (San Francisco) (415) 392-8000
A's Hotel in Minneapolis..... Hyatt Regency (612) 370-1234

2002 SERIES RECAP

Date	H-A	W-L	Score	Winner / Loser	Date	H-A	W-L	Score	Winner / Loser
7/1	H	L	4-5	Romero/Venafro	9/1	H	W	7-6	Koch/Guardado
7/2	H	W	4-3	Bradford/Guardado	9/5	A	L	0-6	RADKE/Lidle
7/3	H	L	1-2	Santana/MULDER	9/7	A	W	2-0	Mulder/Mays
8/30	H	W	4-2	Hudson/Radke	9/8	A	W	6-0	Zito/Milton
8/31	H	W	6-3	Mecir/Romero	Totals		6-3	34-27	

YEAR-BY-YEAR SERIES RESULTS

Year	Home	Road	Totals	Year	Home	Road	Totals	Year	Home	Road	Totals
1968	6-3	4-5	10-8	1980	5-2	2-4	7-6	1992	4-3	4-2	8-5
1969	3-6	2-7	5-13	1981	3-0	5-2	8-2	1993	1-5	4-3	5-8
1970	2-7	3-6	5-13	1982	5-2	5-1	10-3	1994	2-2	3-0	5-2
1971	5-4	5-4	10-8	1983	4-2	5-2	9-4	1995	4-2	3-3	7-5
1972	6-2	3-6	9-8	1984	4-3	1-5	5-8	1996	4-2	3-4	7-6
1973	2-7	2-7	4-14	1985	3-1	2-7	5-8	1997	2-4	2-3	4-7
1974	7-2	6-3	13-5	1986	4-3	3-3	7-6	1998	3-3	4-1	7-4
1975	6-3	6-3	12-6	1987	3-3	0-7	3-10	1999	4-2	1-5	5-7
1976	6-3	1-8	7-11	1988	4-3	4-2	8-5	2000	2-4	5-1	7-5
1977	4-3	2-5	6-8	1989	4-2	3-4	7-6	2001	1-2	3-3	4-5
1978	3-5	3-4	6-9	1990	5-2	2-4	7-6	2002	4-2	2-1	6-3
1979	2-4	2-5	4-9	1991	3-3	2-5	5-8	Totals	130-106	107-135	237-241

SERIES FACTS

Longest A's Winning Streak: 9, August 13, 1980-April 22, 1981
Longest Twins Winning Streak: 8, August 11, 1978-May 28, 1979
Last A's Series Sweep at Oakland (3 games): August 30-September 1, 2002
Last A's Series Sweep at Oakland (4 games): None
Last A's Series Sweep at Minnesota (3 games): April 28-30, 2000
Last A's Series Sweep at Minnesota (4 games): April 9-12, 1981

Last Twins Series Sweep at Oakland (3 games): July 18-20, 1997
Last Twins Series Sweep at Oakland (4 games): August 13-15, 1993
Last Twins Series Sweep at Minnesota (3 games): May 21-23, 1999
Last Twins Series Sweep at Minnesota (4 games): August 6-9, 1987
Last Twins Series Sweep at Minnesota (5 games): July 30-August 2, 1976

SERIES BREAKDOWN

	W	L	PCT.
Philadelphia A's vs. Washington Senators (1901-54)	579	572	.503
Kansas City A's vs. Washington Senators (1955-60)	68	64	.515
Kansas City A's vs. Minnesota Twins (1961-67)	57	69	.452
Oakland A's vs. Minnesota Twins (1968-02)	237	241	.496
Totals	941	946	.499

New York Yankees



Joe Torre

Record in New York
685-445 (7 seasons)
Career Record
1579-1448 (21 seasons)

All-Time Series

All-Time Series Record
735-1078
at Network Associates Coliseum
107-95
at Yankee Stadium Since 1968
82-110

2003 Schedule

Dates	Site
5/2-4	NY
5/9-11	OAK
8/1-3	OAK

American League East
Yankee Stadium
Bronx, NY 10451



Switchboard: (718) 293-4300 **Press Box:** (718) 579-4381
Media Relations: (718) 579-4460 **Media Relations FAX:** (718) 293-8414

Principal Owner George M. Steinbrenner III
President Randy Levine
Vice President, General Manager Brian Cashman
Traveling Secretary David Szen
Director of Media Relations and Publicity Rick Cerrone
Assistant Director of Media Relations and Publicity Jason Zillo
Stadium Yankee Stadium
Capacity / Opened 57,513/1923
Yankees Hotel in Bay Area Contact club
A's Hotel in New York Grand Hyatt (212) 883-1234

2002 SERIES RECAP

Date	H-A	W-L	Score	Winner / Loser	Date	H-A	W-L	Score	Winner / Loser
4/23	H	L	1-2	Hernandez/HUDSON	5/2	A	L	2-9	Clemens/Lidle
4/24	H	L	5-8	Stanton/Magnante	8/9	A	W	3-2 (16)	Bowie/Hitchcock
4/25	H	W	6-2	Zito/Mussina	8/10	A	W	8-0	Lidle/Wells
4/30	A	L	2-8	Wells/Zito	8/11	A	L	5-8	Mussina/Mulder
5/1	A	W	4-1	Hiljus/Mussina	Totals	4-5	38-40		

YEAR-BY-YEAR SERIES RESULTS (1968-2002)

Year	Home	Road	Totals	Year	Home	Road	Totals	Year	Home	Road	Totals
1968	2-7	6-3	8-10	1980	3-3	1-5	4-8	1992	4-2	2-4	6-6
1969	5-1	1-5	6-6	1981	2-2	1-2	3-4	1993	4-2	2-4	6-6
1970	4-2	2-4	6-6	1982	3-3	2-4	5-7	1994	2-4	3-3	5-7
1971	2-4	5-1	7-5	1983	2-4	2-4	4-8	1995	5-1	4-3	9-4
1972	4-2	5-1	9-3	1984	3-3	1-5	4-8	1996	1-5	2-4	3-9
1973	5-1	3-3	8-4	1985	4-2	1-5	5-7	1997	3-2	2-4	5-6
1974	3-3	2-4	5-7	1986	4-2	3-3	7-5	1998	2-4	1-4	3-8
1975	3-3	3-3	6-6	1987	4-2	3-3	7-5	1999	2-4	2-2	4-6
1976	2-4	4-2	6-6	1988	4-2	2-4	6-6	2000	1-2	2-4	3-6
1977	1-4	1-5	2-9	1989	4-2	5-1	9-3	2001	6-0	0-3	6-3
1978	2-3	0-5	2-8	1990	6-0	6-0	12-0	2002	1-2	3-3	4-5
1979	1-5	2-4	3-9	1991	3-3	3-3	6-6	Totals	107-95	87-117	194-212

SERIES FACTS

Longest A's Winning Streak: 16, September 9, 1989 to May 1, 1991
Longest Yankees Winning Streak: 8, July 16, 1993-April 30, 1994 and June 12, 1978-April 24, 1979
Last A's Series Sweep at Oakland (3 games): August 10-12, 2001
Last A's Series Sweep at Oakland (4 games): None
Last A's Series Sweep at New York (3 games): July 4-6, 1994
Last A's Series Sweep at New York (4 games): July 14-16, 1972
Last Yankees Series Sweep at Oakland (3 games): May 31-June 2, 1996
Last Yankees Series Sweep at Oakland (4 games): None
Last Yankees Series Sweep at New York (3 games): April 27-29, 2001
Last Yankees Series Sweep at New York (4 games): September 5-8, 1985

SERIES BREAKDOWN

	W	L	PCT.
Philadelphia A's vs. Baltimore Orioles (1901-02)	21	18	.538
Philadelphia A's vs. New York Yankees (1903-54)	445	665	.401
Kansas City A's vs. New York Yankees (1955-67)	75	183	.291
Oakland A's vs. New York Yankees (1968-02)	194	212	.478
Totals	735	1078	.495

Seattle Mariners



Bob Melvin

0-0 First Year Manager

All-Time Series

All-Time Series Record
203-136
at Network Associates
Coliseum
113-58
at SAFECO Field
14-14

American League West
PO BOX 4100
Seattle, WA 98104



Switchboard: (206) 346-4000 Press Box: (206) 346-4639, 4622
Media Relations: (206) 346-4402 Media Relations FAX: (206) 346-4400

Chairman and CEO..... Howard Lincoln
Executive Vice President and GM, Baseball Operations..... Pat Gillick
Director of Baseball Information..... Tim Hevley (206) 346-4402
Assistant Director, Baseball Information..... Matt Roebuck (206) 346-4408
Baseball Information Coordinator..... Jason Carr (206) 346-4403
International Media Coordinator..... Megan Barrett (206) 346-4404
Traveling Secretary..... Ron Spellecy (206) 346-4304
Stadium..... SAFECO Field
Capacity / Opened..... 47,772/1999
Mariners Hotel in Bay Area..... Westin St. Francis (415) 397-7000
A's Hotel in Seattle..... Crowne Plaza (206) 464-1980

2002 SERIES RECAP

2003 Schedule

Dates	Site
March 25-26	JAPAN
April 1-2	OAK
April 14-17	SEA
July 1-3	OAK
July 23-24	SEA
September 19-21	OAK
September 26-28	SEA

Date	H-A	W-L	Score	Winner / Loser
4/5	A	L	1-7	Baldwin/Hiljus
4/6	A	W	8-3	Mulder/Garcia
4/7	A	W	6-5	Hudson/Moyer
4/16	H	L	2-6 (6.5)	Pineiro/Lidle
4/17	H	L	4-7	Moyer/Hudson
6/3	H	L	1-4	Garcia/Harang
6/4	H	W	3-2 (10)	Koch/Hasegawa
6/5	H	L	0-5	Moyer/Lidle
6/6	H	W	10-4	Koch/Hasegawa
6/24	A	W	13-2	Lidle/Garcia

Date	H-A	W-L	Score	Winner / Loser
6/25	A	L	1-7	Baldwin/Hudson
6/27	A	L	4-7	Halama/Zito
9/13	H	W	5-0	Zito/Valdes
9/14	H	W	1-0	HUDSON/MOYER
9/15	H	L	3-6	Pineiro/Harang
9/24	A	L	7-8	Hasegawa/Tam
9/25	A	L	2-3	Rhodes/Mecir
9/26	A	W	5-3 (10)	Koch/Hasegawa
Totals		8-11	76-80	

YEAR-BY-YEAR SERIES RESULTS (1977-2002)

Year	Home	Road	Totals	Year	Home	Road	Totals	Year	Home	Road	Totals
1977	3-4	4-4	7-8	1986	5-2	5-1	10-3	1995	5-2	2-4	7-6
1978	7-1	6-1	13-2	1987	3-3	2-5	5-8	1996	5-2	3-3	8-5
1979	5-1	3-4	8-5	1988	5-2	4-2	9-4	1997	2-4	3-3	5-7
1980	4-3	4-2	8-5	1989	5-1	4-3	9-4	1998	3-3	2-4	5-7
1981	3-1	3-0	6-1	1990	4-3	5-1	9-4	1999	4-2	2-4	6-6
1982	4-3	2-4	6-7	1991	6-0	0-7	6-7	2000	4-2	5-2	9-4
1983	4-2	5-2	9-4	1992	7-0	5-1	12-1	2001	5-5	4-5	9-10
1984	6-1	2-4	8-5	1993	3-3	6-1	9-4	2002	4-5	4-6	8-11
1985	5-1	3-4	8-5	1994	2-2	2-1	4-3	Totals	113-58	90-78	203-136

SERIES FACTS

Longest A's Winning Streak: 7, July 30 to September 13, 1999;
September 2, 2001 to May 26, 2002

Longest Mariners Winning Streak: 5, June 21-September 22, 1998

Last A's Series Sweep at Oakland (3 games): September 21-23, 2001

Last A's Series Sweep at Oakland (4 games): September 10-13, 1992

Last A's Series Sweep at Seattle (3 games): September 24-26, 1993

Last A's Series Sweep at Seattle (4 games): None

Last Mariners Series Sweep at Oakland (3 games): April 10-12, 2001

Last Mariners Series Sweep at Oakland (4 games): None

Last Mariners Series Sweep at Seattle (3 games): September 22-24, 1995

Last Mariners Series Sweep at Seattle (4 games): August 12-15, 1991

SERIES BREAKDOWN

	W	L	PCT.
Oakland A's vs. Seattle Mariners (1977-02)	203	136	.599
Totals	203	136	.599

Tampa Bay Devil Rays



American League East
One Tropicana Drive
St. Petersburg, FL 33705



Switchboard: (727) 825-3137
Media Relations: (727) 825-3242

Press Box: (727) 825-3129
Media Relations FAX: (727) 825-3111

Lou Piniella

0-0 First Year Manager
Career Record
1319-1135 (16 seasons)

All-Time Series

All-Time Series Record
36-12
at Network Associates
Coliseum
19-5
at Tropicana Field
17-7

2003 Schedule

Dates	Site
July 8-10	DAK
September 5-7	TB

Managing General Partner/CEO Vincent J. Naimoli
Senior Vice President of Baseball Operations and GM Chuck LaMar
Vice President, Public Relations Rick Vaughn (727) 825-3242
Director, Media Relations Chris Costello (727) 825-3160
Media Relations Assistant Greg Landy (727) 825-3141
Assistant to VP, Public Relations Carmen Molina (727) 825-3149
Traveling Secretary Jeff Ziegler
Stadium Tropicana Field
Capacity / Opened 44,445/1998
Devil Rays Hotel in Bay Area Parc 55 (San Francisco) (415) 392-8000
A's Hotel in St. Petersburg Renaissance Vinoy (727) 894-1000

2002 SERIES RECAP

Date	H-A	W-L	Score	Winner / Loser
5/24	H	W	19-8	Mecir/Zambrano
5/25	H	W	6-0	Harang/Harper
5/26	H	W	7-0	Zito/Kennedy
5/30	A	L	3-4 (13)	Harper/Bradford
5/31	A	W	13-9	Venafra/Yan

Date	H-A	W-L	Score	Winner / Loser
6/1	A	W	8-3	Zito/Kennedy
6/2	A	W	4-2	Mulder/Rupe
7/15	A	W	4-0	Lilly/Rupe
7/16	A	W	2-1	Mulder/Sosa
Totals		8-1	66-27	

YEAR-BY-YEAR SERIES RESULTS (1998-2002)

Year	Home	Road	Totals
1998	3-2	2-4	5-6
1999	5-1	4-0	9-1
2000	3-1	4-1	7-2
2001	5-1	2-1	7-2
2002	3-0	5-1	8-1
Totals	19-5	17-7	36-12

SERIES FACTS

Longest A's Winning Streak: 7, July 30 to September 13, 1999;
September 2, 2001 to May 26, 2002
Longest Devil Rays Winning Streak: 6, May 26-September 4, 1998
Last A's Series Sweep at Oakland (3 games): May 24-26, 2002
Last A's Series Sweep at Oakland (4 games): None
Last A's Series Sweep at Tampa Bay (3 games): None
Last A's Series Sweep at Tampa Bay (4 games): September 10-13, 1999
Last Devil Rays Series Sweep at Oakland (3 games): None
Last Devil Rays Series Sweep at Oakland (4 games): None
Last Devil Rays Series Sweep at Tampa Bay (3 games): None
Last Devil Rays Series Sweep at Tampa Bay (4 games):
July 24-27, 1998

SERIES BREAKDOWN

	W	L	PCT.
Oakland A's vs. Tampa Bay Devil Rays (1998-2002)	36	12	.750
Totals	36	12	.750

Texas Rangers



American League West
The Ballpark in Arlington
1000 Ballpark Way
Arlington, TX 76011



Switchboard: (817) 273-5222
Media Relations: (817) 273-5203

Press Box: (817) 273-5017/5074
Media Relations FAX: (817) 273-5110

Buck Showalter

0-0 First Year Manager
Career Record
563-504 (7 seasons)

All-Time Series

All-Time Series Record
301-305
at Network Associates
Coliseum
109-103
at The Ballpark in
Arlington
28-32

2003 Schedule

Dates	Site
4/8-10	TEX
4/18-20	OAK
6/17-19	OAK
6/23-26	TEX
9/12-15	TEX
9/22-24	OAK

Chairman of the Board and Owner Thomas O. Hicks
President Mike Cramer
Executive VP/General Manager John Hart
Senior Vice President, Communications John Blake (817) 273-5208
Communications Assistant Bianca Gamez (817) 273-5203
Media Relations Manager Rich Rice (817) 273-5204
Media Relations Assistant Dustin Morse (817) 273-5221
Director of Travel Chris Lyngos (817) 273-5299
Stadium The Ballpark in Arlington
Capacity / Opened 49,115/1994
Rangers Hotel in Bay Area Westin St. Francis (San Francisco) (415) 397-7000
As Hotel in Arlington Wyndham-Arlington (817) 261-8200

2002 SERIES RECAP

Date	H-A	W-L	Score	Winner / Loser	Date	H-A	W-L	Score	Winner / Loser
4/1	H	W	8-3	Mulder/Park	7/26	A	L	4-12	Rodriguez/Mulder
4/2	H	W	3-2	Koch/Miceli	7/27	A	L	6-10 (10)	Kolb/Koch
4/3	H	W	9-6	Mecir/Rodriguez	7/28	A	W	12-2	Zito/Alvarez
4/4	H	L	5-7	Davis/Lidle	9/20	H	W	4-2	Mecir/Kolb
4/9	A	W	5-4 (11)	Koch/Seanez	9/21	H	W	6-3	Tam/Nitkowski
4/10	A	L	2-4	Burba/Lidle	9/22	H	W	7-5	Mulder/Park
4/11	A	L	0-7	DAVIS/Mulder	9/27	A	W	3-2	Mulder/Park
7/19	H	W	10-0	LIDLE/Myette	9/28	A	W	10-8	Lilly/Kolb
7/20	H	W	6-5	Koch/Burba	9/29	A	W	8-7	Zito/Benoit
7/21	H	L	3-7 (12)	Powell/Mecir	Totals	13-6	111-96		

YEAR-BY-YEAR SERIES RESULTS (1972-2002)

Year	Home	Road	Totals	Year	Home	Road	Totals	Year	Home	Road	Totals
1972	4-2	7-2	11-4	1983	2-5	0-6	2-11	1994	3-3	4-0	7-3
1973	7-2	4-5	11-7	1984	5-1	3-4	8-5	1995	3-4	2-4	5-8
1974	3-6	5-4	8-10	1985	3-4	3-3	6-7	1996	3-3	4-3	7-6
1975	6-3	6-3	12-6	1986	2-4	1-6	3-10	1997	3-3	2-4	5-7
1976	4-5	3-6	7-11	1987	3-4	3-3	6-7	1998	2-4	4-2	6-6
1977	2-6	0-7	2-13	1988	4-2	4-3	8-5	1999	4-2	1-5	5-7
1978	4-2	2-7	6-9	1989	4-3	4-2	8-5	2000	4-2	1-5	5-7
1979	1-6	1-5	2-11	1990	3-3	5-2	8-5	2001	4-5	5-5	9-10
1980	3-3	4-3	7-6	1991	2-5	2-4	4-9	2002	8-2	5-4	13-6
1981	2-1	2-1	4-2	1992	4-2	5-2	9-4	Totals	109-103	95-120	204-223
1982	3-3	2-5	5-8	1993	4-3	1-5	5-8				

SERIES FACTS

Longest As Winning Streak: 8, June 12-September 29, 1992 and June 23-September 26, 1984

Longest Rangers Winning Streak: 13, July 6, 1977-May 18, 1978

Last As Series Sweep at Oakland (3 games): September 20-22, 2002

Last As Series Sweep at Oakland (4 games): None

Last As Series Sweep at Texas (3 games): September 27-29, 2002

Last As Series Sweep at Texas (4 games): June 16-19, 1994

Last Rangers Series Sweep at Oakland (3 games): April 13-15, 2001

Last Rangers Series Sweep at Oakland (4 games): September 23-25, 1977

Last Rangers Series Sweep at Texas (3 games): July 3-5, 2000

Last Rangers Series Sweep at Texas (4 games): June 19-22, 1986

SERIES BREAKDOWN

	W	L	PCT.
Kansas City As vs. Washington Senators (1961-67)	63	62	.504
Oakland As vs. Washington Senators (1968-71)	34	20	.630
Oakland As vs. Texas Rangers (1972-02)	204	223	.478
Totals	301	305	.497

Toronto Blue Jays



Carlos Tosca

Record in Toronto
58-51 (1 season)
Career Record
58-51 (1 season)

All-Time Series

All-Time Series Record
156-133
at Network Associates
Coliseum
74-68
at SkyDome
41-31

2003 Schedule

Dates	Site
August 15-17	OAK
August 22-24	TOR

American League East
1 Blue Jays Way, Suite 3200
Toronto, Ontario, Canada M5V 1J1



Switchboard: (416) 341-1000 Press Box: (416) 341-1178
Communications: (416) 341-1303 Communications FAX: (416) 341-1250

President and CEO..... Paul Godfrey
Senior Vice President and GM, Baseball Operations..... J.P. Ricciardi
Director, Communications..... Jay Stenhouse (416) 341-1248
Director, Public Relations..... Will Hill (416) 341-1552
Manager Baseball Information..... Mike Shaw (416) 341-1303
Communications Coordinator..... Leanna Hill (416) 341-1301
Manager, Team Travel..... Bart Given (416) 341-1251
Stadium..... SkyDome
Capacity / Opened..... 50,516/1989
Blue Jays Hotel in Bay Area..... Westin St. Francis (San Francisco) (415) 397-7000
A's Hotel in Toronto..... Toronto Hilton (416) 869-3456

2002 SERIES RECAP

Date	H-A	W-L	Score	Winner / Loser	Date	H-A	W-L	Score	Winner / Loser
5/10	H	L	2-6	Prokopec/Mulder	5/19	A	L	0-11	LDAIZA/Hudson
5/11	H	W	7-4	Zito/Miller	8/12	H	L	1-2	Loaiza/Harang
5/12	H	L	4-11	Halladay/Lidle	8/13	H	W	5-4	Zito/Carpenter
5/17	A	L	1-7	Halladay/Mulder	8/14	H	W	4-2	Hudson/Walker
5/18	A	L	3-6	Miller/Fyhrie	Totals		3-6	27-53	

YEAR-BY-YEAR SERIES RESULTS (1977-2002)

Year	Home	Road	Totals	Year	Home	Road	Totals	Year	Home	Road	Totals
1977	2-3	5-0	7-3	1987	3-3	4-2	7-5	1997	4-1	2-4	6-5
1978	5-0	2-4	7-4	1988	3-3	6-0	9-3	1998	3-3	2-3	5-6
1979	2-4	2-4	4-8	1989	4-2	3-3	7-5	1999	2-2	6-0	8-2
1980	4-2	4-2	8-4	1990	2-4	5-1	7-5	2000	4-2	3-1	7-3
1981	6-0	4-2	10-2	1991	3-3	3-3	6-6	2001	2-1	4-2	6-3
1982	0-6	3-3	3-9	1992	3-3	3-3	6-6	2002	3-3	0-3	3-6
1983	4-2	2-4	6-6	1993	1-5	4-2	5-7	Totals	74-70*	82-63	156-133
1984	2-4	2-4	4-8	1994	2-1	3-0	5-1				
1985	2-4	3-3	5-7	1995	2-3	1-4	3-7				
1986	5-1	3-3	8-4	1996	1-5*	3-3	4-8				

*includes 0-2 in Las Vegas

SERIES FACTS

Longest A's Winning Streak: 9, July 22, 1980-May 24, 1981
Longest Blue Jays Winning Streak: 8, June 18-September 15, 1982
Last A's Series Sweep at Oakland (3 games): July 31-August 2, 2000
Last A's Series Sweep at Oakland (4 games): May 22-24, 1981
Last A's Series Sweep at Toronto (3 games): May 8-10, 2001
Last A's Series Sweep at Toronto (4 games): None

Last Blue Jays Series Sweep at Oakland (3 games): August 30-September 1, 1993
Last Blue Jays Series Sweep at Oakland (4 games): None
Last Blue Jays Series Sweep at Toronto (3 games): May 17-19, 2002
Last Blue Jays Series Sweep at Toronto (4 games): None

SERIES BREAKDOWN

	W	L	PCT.
Oakland A's vs. Toronto Blue Jays (1977-02)	156	133	.540
Totals	156	133	.540

Atlanta Braves



Bobby Cox

Record in Atlanta
1450-1112 (12 seasons)
Career record
1805-1404 (21 seasons)

2003 Schedule

Dates	Site
June 10-12	oAK

National League East
Turner Field
755 Hank Aaron Drive
Atlanta, GA 30315



Switchboard: (404) 522-7630 **Press Box:** (404) 614-1463
Media Relations: (404) 614-1301 **Media Relations FAX:** (404) 614-1391

Chairman of the Board Bill Bartholomay
President Stan Kasten
Executive Vice President and General Manager John Schuerholz
Director of Public Relations Jim Schultz (404) 614-1301
Media Relations Manager Glen Serra (404) 614-1305
Stadium Turner Field
Capacity/Opened 50,091/1997
Braves Hotel in Bay Area Westin St. Francis (San Francisco) (415) 397-7000

Florida Marlins



Jeff Torborg

Record in Florida
79-83 (1 season)
Career record
539-613 (10 seasons)

2003 Schedule

Dates	Site
June 3-5	FLA

National League East
Pro Player Stadium
2267 Dan Marino Blvd.
Miami, FL 33056



Switchboard: (305) 626-7400 **Press Box:** (305) 626-7416
Media Relations: (305) 626-7476 **Media Relations FAX:** (305) 626-7302

Chairman, CEO and Managing General Partner Jeffrey H. Loria
President David P. Samson
Vice Chairman Joel Mael
Senior Vice President and General Manager Larry Beinfest
Director, Media Relations Steve Copses (305) 626-7476
Media Information Coordinator Andrew Feirstein (305) 626-7474
Director Team Travel Bill Beck (305) 626-7415
Stadium Pro Player Stadium
Capacity / Opened 36,331 (1987)
A's Hotel in Miami Sheraton Bal Harbour (305) 865-7511

OPPONENTS

Montreal Expos



National League East
Olympic Stadium
PO BOX 500, Station M
Montreal, Quebec H1V 3P2
Canada



Switchboard: (514) 253-3434 **Press Box:** (514) 251-3519
Media Relations: (514) 251-3521 **Media Relations FAX:** (514) 253-8282

Frank Robinson

Record in Montreal
83-79 (1 season)
Career record
763-830 (12 seasons)

2003 Schedule

Dates	Site
June 13-15	OAK

President Tony Tavares
Vice President and General Manager Omar Minaya
Assistant General Manager & Director of Baseball Administration Tony Siegle
Director, Team Travel Rob McDonald
Director of Media Relations & Services Monique Giroux (514) 251-3521
Director of Baseball Information John Dever (TBA)
Media Relations Coordinator Elias Makos (TBA)
Manager of Media Services Matt Charbonneau (514) 251-3519
Stadium Olympic Stadium
Capacity/Opened 46,338/1977
Expos Hotel in Bay Area Parc 55, San Francisco (415) 392-8000

Philadelphia Phillies



National League East
Veterans Stadium
3501 S. Broad Street
Philadelphia, PA 19148



Switchboard: (215) 463-6000 **Press Box:** (215) 952-8264
Media Relations: (215) 952-8248 **Media Relations FAX:** (215) 389-3050

Larry Bowa

Record in Philadelphia
166-157 (2 seasons)
Career record
247-284 (4 seasons)

2003 Schedule

Dates	Site
June 6-8	PHIL

General Partner, President and CEO David Montgomery
Chairman Bill Giles
VP and General Manager Ed Wade
VP, Public Relations Larry Shenk (215) 952-8366
Director, Media Relations Leigh Tobin (215) 952-8245
Media Relations Assistant Greg Casterioto (215) 952-8297
Traveling Secretary Frank Coppenbarger (215) 952-8393
Stadium Veterans Stadium
Capacity / Opened 62,418 (1971)
A's Hotel in Philadelphia Ritz Carlton (215) 523-8000

San Francisco Giants



National League West
Pacific Bell Park
24 Willie Mays Plaza
San Francisco, CA 94107



Switchboard: (415) 972-2000 **Press Box:** (415) 972-2450/2451
Media Relations: (415) 972-2448 **Media Relations FAX:** (415) 947-2800

President and Managing General Partner Peter A. Magowan
Executive Vice President and COO Lawrence M. Baer
Senior Vice President and General Manager Brian R. Sabean
Vice President and Assistant General Manager Ned Colletti
Media Relations Manager Jim Moorehead (415) 972-2449
Manager, Baseball Information Blake Rhodes (415) 972-2443
Manager, Media Services and Broadcasting Maria Jacinto (415) 972-2447
Media Relations Assistant Matt Hodson (415) 972-2441
Director of Travel Reggie Younger, Jr. (415) 972-1652
Stadium Pacific Bell Park
Capacity / Opened 41,503/2000

Felipe Alou

0-0 First Year Manager
Career Record
691-717 (10 seasons)

All-Time Series

All-Time Series Record
16-16
at Network Associates
Coliseum
9-7
at Pacific Bell Park
3-6

2003 Schedule

Dates	Site
June 20-22	OAK
June 27-29	SF

Date	H-A	W-L	Score	Winner / Loser
6/14	A	W	3-2	Hudson/Schmidt
6/15	A	L	2-6	Zerbe/Hargng
6/16	A	W	2-1	Zito/Rueter

Date	H-A	W-L	Score	Winner / Loser
6/28	H	W	10-6	Mulder/Hernandez
6/29	H	L	3-5	Schmidt/Lidle
6/30	H	W	7-0	HUDSON/Ortiz
Totals		4-2	27-20	

YEAR-BY-YEAR SERIES RESULTS (1997-2002)

Year	Home	Road	Totals
1997	1-1	1-1	2-2
1998	0-2	2-0	2-2
1999	2-1	1-2	3-3
2000	2-1	1-2	3-3
2001	2-1	0-3	2-4
2002	2-1	2-1	4-2
Totals	9-7	7-9	16-16

SERIES FACTS

Longest A's Winning Streak: 3, June 6 to July 16, 1999
Longest Giants Winning Streak: 3, June 4 to July 14, 2000 and June 15 to 17, 2001
Last A's Series Sweep at Oakland (3 games): None
Last A's Series Sweep at San Francisco (3 games): None
Last Giants Series Sweep at Oakland (3 games): None
Last Giants Series Sweep at San Francisco (3 games): June 15 to 17, 2001




Tim Hudson



#1 for Oldies and A's Baseball!



**YOU'RE IN
BASEBALL COUNTRY NOW.**



PLAYER DEVELOPMENT

Athletics Minor League Directory

SCOUTING DIRECTORY

Director of Scouting	Eric Kubota
National Field Coordinator	Chris Pittaro
Special Assistant to the General Manager	Matt Keough
Special Assistant to the General Manager	Randy Johnson
Major League Advance Scout	Bob Johnson
National Cross Checker	Ron Vaughn
Coordinator of Professional Scouting	David Forst
Scouting and Player Development Coordinator	Danny McCormack
Dominican Republic Coordinator	Raymond Abreu
Director of Baseball Administration	Pamela Pitts
Executive Assistant, Baseball Operations	Betty Shinoda

PLAYER DEVELOPMENT DIRECTORY

Director of Player Development.....	Keith Lieppman
Director of Minor League Operations	Ted Polakowski
Assistant Director of Player Development.....	Dave Hudgens
Minor League Roving Hitting Instructor	Juan Navarrete
Minor League Roving Pitching Instructor	Ron Romanick
Roving Instructor	Ron Plaza
Minor League Medical Coordinator	Jeff Collins
Minor League Strength and Conditioning Coach.....	Chris Lantz

TERRITORIAL SCOUTS

Name	Territory	Hometown
Steve Barningham	Idaho, Montana, Oregon, Washington, Western Canada	Beaverton, OR
Steve Bowden	Midwest Supervisor, South Texas	Cypress, TX
Tom Clark	New England, New York, Eastern Canada, New Jersey, Delaware, Pennsylvania	Shrewsbury, MA
Ruben Escalera	Puerto Rico, South Florida	San Juan, Puerto Rico
Carl Fraticelli	Northern California, Northern Nevada	Antioch, CA
Kelly Heath	North Florida, Alabama	Cary, NC
Tim Holt	Kansas, North and Central Texas, Oklahoma	Allen, TX
John Kuehl	Arizona, Colorado, New Mexico, Utah, Wyoming	Fountain Hills, AZ
Rick Magnante	Southern California, Southern Nevada	Van Nuys, CA
Kelcey Mucker	Arkansas, Tennessee, Louisiana, Mississippi	Metairie, LA
Billy Owens	East Coast Supervisor, Georgia	Marietta, GA
Jim Pransky	Illinois, Iowa, Minnesota, Missouri, Nebraska, North Dakota, South Dakota	Bettendorf, IA
	Wisconsin, Central Canada	
Jeremy Schied	Maryland, North Carolina, South Carolina, Virginia, Washington D.C.	Charlotte, NC
Will Schock	West Coast Supervisor	Oakland, CA
Rick Sparks	Indiana, Kentucky, Michigan, Ohio, West Virginia	Sterling Heights, MI

INTERNATIONAL SCOUTS

Name	Territory
Ruben Barradas.....	Venezuela
Juan Carlos De La Cruz.....	Dominican Republic
Angel Eusebio	Dominican Republic
Julio Franco	Venezuela
Juan Martinez.....	Dominican Republic
Fausto Pena.....	Dominican Republic
Bernardino Rosario.....	Dominican Republic
Oswaldo Troconis.....	Venezuela

Athletics Minor League Affiliates

SACRAMENTO RIVER CATS (AAA)

400 Ballpark Drive
West Sacramento, CA 95961
(916) 376-4700
Fax: 376-4710

League: Pacific Coast League

President: Alan Ledford

General Manager: Gary Arthur

Media Relations: Mike Gazda

Manager: Tony DeFrancesco

Pitching Coach: Curt Young

Hitting Coach: Roy White

Trainer: Walt Horn



KANE COUNTY COUGARS (A)

34W002 Cherry Lane
Geneva, IL 60134
(630) 232-8811
Fax: 232-8815

League: Midwest League

President: Mike Woleben

General Manager: Jeff Sedivy

Media Relations: Kari Kueffler

Manager: Webster Garrison

Pitching Coach: Jim Coffman

Hitting Coach: Eddie Williams

Trainer: Justin Whitehouse



MIDLAND ROCKHOUNDS (AA)

5514 Champions Drive
Midland, TX 79705
(915) 520-2255
Fax: 520-8326

League: Texas League

President: E. Miles Prentice

General Manager: Monty Hoppel

Media Relations: Jennifer Livingston

Manager: Greg Sparks

Pitching Coach: Craig Lefferts

Hitting Coach: Dave Joppie

Trainer: Brian Thorson



VANCOUVER CANADIANS (SHORT A)

4601 Ontario Street
Vancouver, BC V5V 3H4
(604) 872-5232
Fax: 872-1714

League: Northwest League

President: Dan Kilgus

General Manager: Jason Rowland

Media Relations: Jason Rowland

Manager: Dennis Rogers

Pitching Coach: Ed Vosberg

Hitting Coach: Juan Dilone

Trainer: Blake Bowers



MODESTO A'S (A)

601 Neece Drive
Modesto, CA 95351
(209) 572-4487
Fax: 572-4490

League: California League

President: Chris Chen

General Manager: Greg Coleman

Media Relations: Mike Gorrasi

Manager: Rick Rodriguez

Pitching Coach: Scott Emerson

Hitting Coach: Brian McArn

Trainer: Chris Lessner



ARIZONA A'S (ROOKIE)

Papago Park Baseball Complex
1802 North 64th Street
Phoenix, AZ 85008
(480) 949-5951
Fax: 945-0557

League: Arizona League

Manager: Ruben Escalera

Pitching Coach: Fernando Arroyo

Hitting Coach: Billy Owens

Trainer: Javier Alvidrez



Minor League Field Staff

JUAN NAVARRETE

Minor League Roving Hitting Instructor

After managing for seven seasons in the A's farm system, Juan Navarrete begins his second season as the organization's minor league roving hitting instructor. He compiled a 390-338 record in his seven seasons as a minor league manager, the last three that were spent at Single-A Visalia. In his first season as a manager in 1995, he guided the A's Arizona Rookie League club to a 37-19 finish and a first place finish. He was named the league's manager of the year for his efforts. The Arizona A's finished second in 1996 with a 33-23 record, earning Navarrete co-manager of the year honors. After guiding the club to a 29-27 record in 1997, Navarrete moved up the organizational ladder to Single-A Modesto for the 1998 season and guided the club to a 77-63 record. He took over the managerial duties at Single-A Visalia in 1999 where he guided the Oaks to play-off appearances in two of his three seasons. A former infielder, Navarrete's career in the game dates back to 1970. His playing career spanned 21 years (1970-90), spending the majority of his career with the Saltillo Saraperos of the Mexican League as a player (1970-71; 78-82) and as a player-manager (1983-85). Navarrete was an eight-time All-Star and a member of Saltillo's 1980 championship squad. He also played six seasons in the Montreal organization (1972-77). Navarrete spent his winter's fine-tuning his skills in the Mexican-Pacifico Winter League (1972-90) and still holds the league record for stolen bases. In 1998, Navarrete was inducted into the Mexican Baseball Hall of Fame. He makes his home in Saltillo, Mexico with his wife, Maria and two daughters, Airam and Ana.

RON ROMANICK

Minor League Roving Pitching Instructor

Former major leaguer Ron Romanick enters his fifth season as the Athletics minor league roving pitching instructor. He previously served as a coach and pitching coordinator in the Seattle Mariners organization for seven seasons (1992-98). The California Angels selected Romanick in the first round of the Secondary Phase of the 1981 January draft. He played three seasons (1984-86) with the Angels, compiling a career record of 31-29 and a 4.24 ERA. Romanick made 33 starts for the Angels as a rookie in 1984 and posted a 12-12 record to go along with a 3.76 ERA. He followed up a stellar rookie season by posting a 14-9 record to go along with a 4.11 ERA in 1985. After going 5-8 in 1986, Romanick was traded to the New York Yankees and spent the 1987 season with Triple-A Columbus. He retired after the 1988 season at the age of 28 after spending the year in the Milwaukee organization at Triple-A Denver. A native of Bellevue, Wash., Romanick pitched collegiately at Arizona State. He makes his home in Fountain Hills, Ariz.

RON PLAZA

Roving Instructor

Ron Plaza begins his 21st season as the Athletics minor league roving instructor. He joined the Oakland organization in 1983 after a 14-year run in the Cincinnati Reds (1970-83) organization. Plaza served as the Reds minor league roving instructor from 1970-77 before serving on the major league coaching staff for six seasons (1978-83). The former infielder played in the St. Louis Cardinals minor league system for 12 seasons (1951-62), including six years on the Triple-A level. After his playing career came to an end, Plaza managed on various levels in the Cardinals chain from 1963-68 and was named Florida State League Manager of the Year in 1967. In 1969, he worked as a base coach for the Seattle Pilots. Plaza makes his home in St. Petersburg, Fla.

DAVE HUDGENS

Asst. Director of Player Development

Dave Hudgens, whose career with the Athletics dates back to the 1982 season, enters his seventh season as assistant director of player development. His responsibilities include assisting in the assignment, development and evaluation throughout the A's minor league system. Hudgens began his coaching career in the A's organization shortly after his retirement as a player, managing Single-A teams in Pocatello (1985) and Medford (1986-88). He served as the Houston Astros roving hitting instructor from 1990-95 prior to moving into his current role with the Athletics. After a one-year stint as the A's major league hitting coach in 1999, Hudgens returned to his player development duties. A former outfielder and first baseman, Hudgens came to the A's organization in 1982 after being released by the Cleveland Indians organization. He hit .301 with 24 home runs for Modesto in 1982 and .279 with 21 home runs for Tacoma in 1983. At the end of the 1983 season, he played in six games with Oakland, marking his only appearance in the major leagues. He finished his career as a player-coach with Albany in the Eastern League. Hudgens was a first round draft pick (fifth player overall) by the New York Mets in the 1975 January Draft and was later drafted by the Milwaukee Brewers in 1977. Hudgens attended Arizona State, where he helped the Sun Devils to a pair of College World Series appearances in 1977 and '78. In 1977, he batted .372 with 72 RBI in 54 games for the Sun Devils to earn All-America honors.

Sacramento Rivercats • AAA



TONY DEFRANCESCO

Manager

After spending the last four seasons managing the Athletics Double-A affiliate at Midland, Tony DeFrancesco enters his first season at Triple-A Sacramento. The 2003 season marks DeFrancesco's 10th season as a manager in the A's minor league system. His minor league managerial record stands at 522-524. After making his managerial debut in 1994 with the A's affiliate in the Arizona Rookie League, he spent the next two seasons as the skipper of the A's Southern Oregon team in the Northwest League. DeFrancesco spent the 1997 and '98 seasons at Single-A Visalia where he guided the Oaks to appearances in the California League play-offs each season. He took over the managerial duties at Double A-Midland in 1999. Prior to his first minor league managerial job in 1994, he served as both a coach at Southern Oregon of the Northwest League and a roving catching instructor for two seasons. A catcher during his playing career, DeFrancesco was a ninth round selection of the Boston Red Sox in the 1984 Draft and spent eight seasons in the minor leagues with both the Red Sox and Cincinnati Reds organization. He enjoyed his finest season in 1984 at Elmira when he led the club with a .299 average and was named to the New York-Penn League All-Star squad. A 1981 graduate of Suffern High School in New York where he was a teammate of former A's shortstop Walt Weiss, DeFrancesco played three seasons at Seton Hall University where he earned his bachelor of science degree in physical education. Tony and his wife, Adriene, make their off-season home in Mesa, Ariz. with their two children, Anthony, Jr, and Genevieve.

MANAGERIAL RECORD

Year	Team	League	Record	Finish
1994	A's	Arizona League	32-24	t-2nd
1995	Southern Oregon	Northwest League	33-43	4th
1996	Southern Oregon	Northwest League	29-47	4th
1997	Visalia	California League	71-69	3rd/2nd
1998	Visalia	California League	67-73	t-2nd / 2nd
1999	Midland	Texas League	74-66	2nd / 2nd
2000	Midland	Texas League	70-69	3rd / 3rd
2001	Midland	Texas League	71-69	2nd / 4th
2002	Midland	Texas League	75-64	3rd / 2nd
Totals			522-524	

1997 Playoffs: Lost to San Bernardino, 2-0 in first round of Cal League Play-Offs

1998 Playoffs: Lost to Lake Elsinore, 2-0 in first round of Cal League Play-Offs

ROY WHITE

Hitting Coach

Fifteen-year major league veteran Roy White enters his fourth season as a member of Sacramento's coaching staff and his fifth as the organization's Triple-A hitting coach. Prior to joining the Oakland organization, White served in various coaching capacities in the New York Yankees organization, including roles as a roving outfield instructor (1996-98), a special assignment instructor (1995) and on the Yankees major league staff (1983-84; '86). In a 15-year major league career (1965-79) with the Yankees, White played in three World Series and was part of New York's 1977 and '78 World Championship clubs and was also selected to the 1969 and 1970 American League All-Star Teams, but did not play in either game. White enjoyed his best year in 1970, when he batted .296 with 30 doubles, six triples, 22 home runs and 94 RBI in 162 games. He did not make an error in 145 games played in 1971. White still ranks among the Yankees all-time leaders in stolen bases (233; 4th) games played (1,881; 5th) and hits (1,803; 10th). After concluding his major league career following the 1979 season with a .271 career batting average and 160 home runs, he played three more seasons (1980-82) with the Tokyo Giants before retiring. A native of Los Angeles, White makes his off-season home in Jersey City, NJ.

CURT YOUNG

Pitching Coach

Curt Young brings 11 years of major league experience to the Sacramento coaching staff, where he enters his first season as the River Cats pitching coach. Prior to his appointment at Sacramento, Young spent three seasons as the pitching coach at Double-A Midland. His first Midland staff compiled a 4.64 ERA, which was the lowest year-end figure posted by the club in 15 years. His 2001 staff bettered the previous year's figure by 24 points, finishing with a 4.40 ERA. The A's fourth round selection in the 1981 free agent draft, Young made his major league debut with the A's in 1983 and enjoyed an 11-year big league career with the A's (1983-91; '93), Kansas City (1992) and New York Yankees (1992). He posted a 69-53 record with a 4.31 ERA in 251 games (162 starts) with three career shutouts, including a 65-51 record in 228 games with Oakland. He also tossed two one-hitters during his career (vs. Kansas City 10/5/86; vs. Chicago, 6/9/87). A native of Saginaw, Mich., Young makes his off-season home in Scottsdale, Ariz.

2002 Sacramento River Cats Statistics

BATTERS	AVG	G	AB	R	H	2B	3B	HR	RBI	SH	SF	HP	BB	IB	SO	SB	CS	GIDP	SLG	OBP
Byrnes, Eric	.261	31	119	16	31	7	0	4	16	0	0	0	7	0	15	5	1	2	.420	.302
Colangelo, Mike	.212	70	217	22	46	9	0	0	22	4	3	7	33	0	36	3	3	16	.253	.331
Dye, Jermaine	.188	4	16	3	3	2	0	0	1	0	0	0	2	0	2	0	0	1	.313	.278
Ellis, Mark	.298	21	84	14	25	10	1	0	5	0	0	4	6	0	13	4	0	1	.440	.372
Flores, Jose	.306	95	363	64	111	19	1	2	38	7	6	3	56	1	53	16	4	11	.380	.397
German, Esteban	.275	121	458	72	126	16	4	2	43	7	0	8	78	1	66	26	14	7	.341	.390
Gabrowski, Jason	.294	73	265	50	78	22	3	12	52	0	0	1	39	2	56	6	4	8	.536	.387
Landry, Jacques	.243	57	185	24	45	8	1	7	35	0	5	1	26	0	68	5	3	2	.411	.332
Lopez, Luis	.283	131	516	66	146	28	0	9	72	0	4	1	64	1	63	2	3	17	.390	.361
McKay, Cody	.288	108	378	55	109	16	1	13	57	4	6	10	21	0	59	2	1	4	.439	.337
Mendez, Carlos	.324	103	404	58	131	26	1	12	74	0	1	3	12	1	52	3	1	11	.483	.348
Menechino, Frank	.248	84	314	50	78	12	0	6	50	0	3	8	46	0	58	10	3	10	.344	.356
Meyers, Chad	.204	18	54	11	11	0	0	1	2	0	0	1	12	1	10	0	0	3	.259	.358
Pena, Carlos	.240	44	175	30	42	10	1	10	33	0	3	4	24	0	49	3	0	3	.480	.340
Piatt, Adam	.295	62	234	46	69	15	0	8	44	0	3	1	35	0	30	4	3	12	.462	.385
Ryan, Rob	.249	61	209	34	52	14	1	7	27	1	2	3	24	0	40	0	0	4	.426	.332
Santangelo, F.P.	.174	44	86	10	15	4	0	1	4	1	0	6	13	0	19	1	3	3	.256	.324
Sutton, Larry	.292	116	431	83	126	40	2	12	81	0	3	1	93	1	108	2	0	9	.478	.417
Thomas, Gary	.111	4	9	0	1	0	0	0	2	1	1	0	0	0	2	0	1	0	.111	.100
Valdez, Mario	.260	85	304	43	79	18	2	3	25	0	2	1	58	1	56	1	0	6	.362	.378
Velarde, Randy	.471	4	17	3	8	3	0	1	4	0	0	1	1	1	3	1	0	0	.824	.526
Warner, Michael	.175	36	103	10	18	3	1	3	12	1	1	0	15	1	28	5	3	3	.311	.277

PITCHERS	W-L	ERA	G	GS	CG	SHO	SV	IP	H	AB	R	ER	HR	HB	BB	IB	SO	WP	BK
Adkins, Jon	7-6	6.03	20	20	0	0	0	97.0	139	411	74	65	9	6	33	0	76	2	0
Bost, Heath	1-5	3.35	52	0	0	0	12	78.0	67	292	33	29	8	5	19	0	69	3	0
Bowie, Micah	3-2	3.13	46	0	0	0	4	54.2	40	199	21	19	2	2	24	2	64	1	1
Coppinger, Rocky	0-1	6.75	2	2	0	0	0	8.0	3	26	7	6	0	0	13	0	5	2	0
Crowell, Kyle	1-0	4.50	5	0	0	0	0	14.0	17	58	7	7	2	0	4	0	9	0	0
Duchscherer, Justin	2-4	5.57	14	11	0	0	0	63.0	73	258	45	39	7	2	17	0	52	1	0
Enochs, Chris	2-1	4.71	6	5	0	0	0	28.2	34	113	16	15	2	4	13	0	22	5	0
Florie, Bryce	4-6	5.08	18	16	0	0	0	83.1	90	333	55	47	11	8	38	0	69	9	1
Fyhrie, Mike	7-2	2.33	13	13	0	0	0	77.1	61	287	22	20	4	5	23	0	68	0	1
Gregg, Kevin	2-5	7.52	16	8	0	0	0	58.2	82	247	56	49	7	6	23	0	45	3	1
Harang, Aaron	3-3	3.26	8	8	0	0	0	38.2	41	154	17	14	1	2	9	0	39	2	0
Harville, Chad	1-2	5.40	24	0	0	0	5	30.0	32	117	19	18	5	1	13	1	26	2	0
Hiljus, Erik	1-3	7.65	9	6	0	0	0	37.2	54	158	32	32	3	1	15	0	30	2	0
Lankford, Frank	6-6	4.59	46	0	0	0	0	80.1	91	314	43	41	9	4	22	2	56	7	1
Levrault, Allen	7-8	6.39	24	23	0	0	0	111.1	145	461	91	79	15	9	45	0	81	4	3
Lidle, Cory	0-0	2.25	1	1	0	0	0	4.0	2	12	1	1	0	1	3	0	3	0	0
Luebbers, Larry	11-11	4.91	28	28	0	0	0	168.2	201	675	108	92	17	8	55	0	80	16	0
McClaskey, Tim	0-0	5.87	2	0	0	0	0	7.2	9	32	5	5	1	0	2	0	4	0	0
McKay, Cody	0-0	0.00	3	0	0	0	0	2.2	4	12	0	0	0	0	0	0	2	0	0
Miller, Matt	3-7	4.31	54	0	0	0	6	71.0	81	283	42	34	5	5	28	8	63	3	0
Pena, Juan	0-0	6.10	3	1	0	0	0	10.1	11	39	7	7	2	0	9	0	7	2	0
Scheffer, Aaron	4-1	4.82	35	1	0	0	1	52.1	54	199	32	28	1	5	24	1	35	5	1
Tam, Jeff	1-3	5.59	20	0	0	0	2	29.0	31	112	20	18	2	3	5	0	26	1	0
Thompson, Eric	0-1	9.15	11	1	0	0	1	20.2	33	94	22	21	7	1	7	0	14	3	0
Venafra, Mike	0-1	6.97	8	0	0	0	0	10.1	12	41	8	8	2	2	1	0	14	0	0
Villegas, Ismael	0-0	8.46	10	0	0	0	0	22.1	32	97	28	21	7	0	15	1	12	2	0
Weis, Brad	0-0	3.86	2	0	0	0	0	9.1	9	35	4	4	0	0	2	0	6	1	0

2002 SEASON SUMMARY

Record: 66-78 **Pfaffs:** None. **Team League Rankings:** Finished eighth in batting (.273), fifth in runs scored (764), 13th in home runs (113), first in walks (665), 15th in strikeouts (886) and eighth in stolen bases (99)...finished 14th in ERA (5.10), 10th in home runs allowed (129), seventh in walks (462) and seventh in strikeouts (977)...led Minor League Baseball in home attendance for the third consecutive year, drawing 817,317 fans to Raley Field. **Individual Rankings and Notes:** RHP Mike Fyhrie was a two-time PCL Pitcher of the Week selection, while RHP Aaron Harang won the award once...OF Adam Piatt and C/DH Cody McKay were named PCL Batters of the Week...C/DH Carlos Mendez finished seventh in the PCL batting race with a .324 average...1B/OF Larry Sutton, who batted .292 with 12 HR and 81 RBI, led the league in doubles (40) and finished second in the league with a .417 on base percentage...Third baseman Luis Lopez was named the team's MVP...other team award winners included SS/OF Jose Flores (Best Defensive/Most Exciting/Most Versatile), RHP Larry Luebbers (Best Pitcher), 1B/OF Larry Sutton (Best Offensive), C/DH Cody McKay (Most Improved) and C/DH Carlos Mendez (Most Inspirational).

Sacramento Rivercats 2003 Schedule

APRIL

3 PORTLAND
 4 PORTLAND
 5 PORTLAND
 6 PORTLAND
 7 TACOMA
 8 TACOMA
 9 TACOMA
 10 TACOMA
 11 at Edmonton
 12 at Edmonton
 13 at Edmonton
 14 at Edmonton
 15 at Salt Lake
 16 at Salt Lake
 17 at Salt Lake
 18 at Salt Lake
 19 EDMONTON
 20 EDMONTON
 21 EDMONTON
 22 EDMONTON
 23 Off Day
 24 at Las Vegas
 25 at Las Vegas
 26 at Las Vegas
 27 at Las Vegas
 28 COLORADO SPRINGS
 29 COLORADO SPRINGS
 30 COLORADO SPRINGS

MAY

1 COLORADO SPRINGS
 2 at Memphis
 3 at Memphis
 4 at Memphis
 5 at Memphis
 6 at Nashville
 7 at Nashville
 8 at Nashville
 9 at Nashville
 10 SALT LAKE
 11 SALT LAKE
 12 SALT LAKE
 13 SALT LAKE
 14 Off Day
 15 at Portland
 16 at Portland
 17 at Portland
 18 at Portland
 19 at Tacoma
 20 at Tacoma
 21 at Tacoma
 22 at Tacoma
 23 FRESNO
 24 FRESNO

25 FRESNO
 26 FRESNO
 27 at Oklahoma City
 28 at Oklahoma City
 29 at Oklahoma City
 30 at Oklahoma City
 31 at Tacoma

JUNE

1 at Tacoma
 2 at Tacoma
 3 at Tacoma
 4 Off Day
 5 ALBUQUERQUE
 6 ALBUQUERQUE
 7 ALBUQUERQUE
 8 ALBUQUERQUE
 9 at Salt Lake
 10 at Salt Lake
 11 at Salt Lake
 12 at Salt Lake
 13 at Edmonton
 14 at Edmonton
 15 at Edmonton
 16 at Edmonton
 17 SALT LAKE
 18 SALT LAKE
 19 SALT LAKE
 20 SALT LAKE
 21 OMAHA
 22 OMAHA
 23 OMAHA
 24 OMAHA
 25 Off Day
 26 at Fresno
 27 at Fresno
 28 at Fresno
 29 at Fresno
 30 at Tucson

JULY

1 at Tucson
 2 at Tucson
 3 at Tucson
 4 LAS VEGAS
 5 LAS VEGAS
 6 LAS VEGAS
 7 TUCSON
 8 TUCSON
 9 TUCSON
 10 at New Orleans
 11 at New Orleans
 12 at New Orleans
 13 at New Orleans

14 All Star Break
 15 All Star Break
 16 All Star Break
 17 FRESNO
 18 FRESNO
 19 FRESNO
 20 FRESNO
 21 PORTLAND
 22 PORTLAND
 23 PORTLAND
 24 PORTLAND
 25 IOWA
 26 IOWA
 27 IOWA
 28 IOWA
 29 at Portland
 30 at Portland
 31 at Portland

AUGUST

1 at Portland
 2 TACOMA
 3 TACOMA
 4 TACOMA
 5 TACOMA
 6 Off Day
 7 EDMONTON
 8 EDMONTON
 9 EDMONTON
 10 EDMONTON
 11 at Fresno
 12 at Fresno
 13 at Fresno
 14 at Fresno
 15 at Tucson
 16 at Tucson
 17 at Tucson
 18 at Tucson
 19 LAS VEGAS
 20 LAS VEGAS
 21 LAS VEGAS
 22 LAS VEGAS
 23 LAS VEGAS
 24 TUCSON
 25 TUCSON
 26 TUCSON
 27 TUCSON
 28 TUCSON
 29 at Las Vegas
 30 at Las Vegas
 31 at Las Vegas

SEPTEMBER

1 at Las Vegas

Midland Rockhounds • AA



GREG SPARKS

Manager

Greg Sparks enters his sixth season as a manager in the A's minor league system and his first at the club's Class AA affiliate in Midland. He spent the previous three seasons handling the managerial duties of the Modesto A's after a two-year (1998-99) stint at the helm of the Southern Oregon club in the Northwest League. Sparks' five-year managerial record stands at 290-282. Sparks joined the Athletics organization in 1997 as a coach at Visalia and was promoted to Southern Oregon the following season. He guided the Timber Jacks to a 43-33 record and a tie for first place in the Southern Division of the Northwest League in his inaugural season and followed up with a 38-38 showing in 1999, earning co-manager of the year honors. Last season, Sparks led Modesto to a 78-62 record, thanks to a 44-26 showing in the second half of the season as the Little A's finished first in the California League North Division. After downing Visalia in the Cal League's Wild Card Series, Modesto advanced to the Cal League Semifinals where the Little A's were defeated by Stockton. Originally a fifth round January draft pick of the San Diego Padres in 1984 out of Mesa Community College, Sparks' playing career spanned 12 seasons and took him to 16 different cities in nine major league organizations, along with an independent club and the Mexico City Tigers. He played three seasons in the San Diego farm system before signing with the A's organization as a free agent prior to the 1987 campaign. He batted a combined .289 with seven home runs and 69 RBI in Huntsville and Madison in 1987 and then hit .233 with eight home runs and 50 RBI the following season in Huntsville. After playing for the independent Salinas club in the California League in 1989, Sparks signed with the New York Yankee organization and hit .246 with 19 home runs and 77 RBI at Double-A Albany. After one year in the Pittsburgh farm system, Sparks had his best season in 1992, hitting 23 home runs and driving in 73 runs for Double-A London in the Detroit organization. His only two stops at the Triple-A level came in 1991 and 1992, when he played 55 games for Buffalo and 23 games for Toledo, respectively. After playing for both the Boston and Cleveland organizations in 1993 and Colorado in 1994, Sparks concluded his playing career in 1995 in the Atlanta farm system, batting .214 in 65 games at Double-A Greenville. He also played 20 games for the Mexico City Tigers in the Mexican League, where he batted .245. Sparks makes his off-season home in Phoenix, Ariz.

MANAGERIAL RECORD

Year	Team	League	Record	Finish
1998	Southern Oregon	Northwest League	43-33	t-1st
1999	Southern Oregon	Northwest League	38-38	2nd
2000	Modesto	California League	76-64	1st / 2nd
2001	Modesto	California League	55-85	5th / 4th
2002	Modesto	California League	78-62	t-4th / 1st
Totals			290-282	

2000 Playoffs: Defeated by Visalia, 3-2 in the first round of the California League Playoffs

2002 Playoffs: Defeated Visalia, 2-0 in California League Wild Card Series; lost to Stockton, 3-0 in California League Semifinals

CRAIG LEFFERTS

Pitching Coach

Former major leaguer Craig Lefferts enters his first season as a pitching coach in Oakland's minor league system where he will work with a talented staff at Double A-Midland. He previously served in the same capacity in the Toronto Blue Jays system, the last three at Class AA Tennessee in the Southern League. Lefferts compiled a 58-72 record with a 3.43 ERA in his 12-year major league career, which included stops in Chicago-NL, San Diego, San Francisco, Baltimore, Texas and California. A ninth round selection by the Cubs in 1980, Lefferts made his major league debut with Chicago in 1983 and went 3-4, 3.13 in 56 appearances, including five starts. He was traded in the off-season to San Diego, where he spent the next three and a half seasons before being traded to San Francisco midway through the 1987 season. In 1984, Lefferts posted a career-best 2.13 ERA for the NL West Division champion Padres and tossed 10 scoreless innings in six post-season appearances. He was the winning pitcher in the final two NLCS games against Chicago and earned the save in the Padres only World Series victory vs. Detroit. In 1985, Lefferts led the Padres staff with 60 appearances and the following season, set the club record for appearances with 83. Lefferts was traded to San Francisco along with Dave Dravecky and Kevin Mitchell on July 4, 1987, a move that propelled the Giants to the NL West Division title. He made 44 appearances down the stretch for the Giants, including three scoreless outings in the NLCS vs. St. Louis. In 1989, Lefferts matched Gary Lavelle's team record for saves by a southpaw with 20 and appeared in five post-season games, making two appearances in the NLCS vs. Chicago and three against the A's in the World Series. He returned to San Diego for the 1990 season and finished with a career-high 23 saves, fourth best in the National League. After recording 23 saves in 1991, Lefferts was converted to a starter in 1992 and finished with a 13-9, 3.69 record in 27 starts for the Padres. He tied for second on the Padres staff in wins, and placed third in starts and innings pitched (163.1). He was traded to Baltimore on August 31, 1992 and hurled his first career complete game in his first start with the Birds in a loss to the Angels. After signing a free agent contract with Texas in the off-season, Lefferts was the Rangers Opening Day starting pitcher for the 1993 season and beat Baltimore, 7-4. He retired after making 30 appearances for California during the 1994 season.

DAVE JOPPIE

Hitting Coach

Dave Joppie begins his third season as the Rockhounds hitting coach after spending the 2000 season as field manager of the Vancouver Canadians, the A's short season, Single-A affiliate. Joppie joined the A's organization in 1995 as a coach at Double-A Huntsville where he spent two seasons before moving to Single-A Modesto for the 1997 season. He returned to Huntsville in 1998 and spent the 1999 season at Single-A Visalia. Prior to joining the A's, Joppie was the head varsity coach at Portage (MI) Northern High School from 1991-94. He also served as an assistant coach at Kalamazoo Valley Community College and Kellogg Community College. He also managed the Battle Creek Ferraris from 1992-93, leading the team to a third place finish in the 1992 Stan Musial World Series. Joppie earned his Bachelor of Arts degree in health, physical education and recreation from Aquinas College (Grand Rapids, Mich.) in 1988. He was also a four-year baseball letterwinner. Joppie and his wife Jennifer make their off-season home in Grand Rapids, Mich.

2002 Midland Rockhounds Statistics

BATTERS		AVG	G	AB	R	H	2B	3B	HR	RBI	SH	SF	HP	BB	IB	SO	SB	CS	GIDP	SLG	OBP
Asche, Kirk	.242	115	376	50	91	13	10	12	56	1	5	2	40	2	132	9	6	8	426	.314	
Bowser, Matt	.206	19	63	12	13	2	2	2	7	0	0	1	6	0	14	1	0	2	397	.286	
Cancel, Robinson	.281	108	402	56	113	21	2	12	64	1	1	3	32	0	70	10	7	12	433	.338	
Crosby, Bobby	.281	59	228	31	64	16	0	7	31	3	1	0	19	1	41	9	2	9	443	.335	
DeCinces, Tim	.280	26	82	10	23	8	0	3	20	0	0	0	7	0	10	0	0	3	488	.337	
Griffin, John-Ford	.143	2	7	0	1	0	0	0	0	0	0	1	0	0	3	0	0	0	143	.250	
Guevara, Giomar	.251	103	363	49	91	17	3	1	19	8	0	7	37	1	88	8	6	3	322	.332	
Hochgesang, Josh	.234	107	354	42	83	21	0	13	62	1	3	13	28	0	93	3	5	8	404	.312	
Holt, Daylan	.279	57	201	18	56	10	0	4	25	1	3	1	15	1	50	1	4	4	388	.327	
Howe, Matt	.257	57	187	20	48	15	1	4	19	0	0	4	25	0	50	4	3	2	412	.356	
Keith, Rusty	.265	95	358	52	95	16	0	1	22	9	1	3	26	1	44	7	4	11	318	.320	
Koonce, Graham	.274	140	470	86	129	28	0	24	96	0	5	10	133	12	117	2	0	10	487	.440	
Kremblas, Mike	.199	51	141	15	28	2	0	0	7	2	2	7	17	0	35	1	2	6	213	.311	
Landry, Jacques	.295	30	105	25	31	8	0	7	27	0	2	2	27	2	31	6	2	0	571	.441	
Lockwood, Mike	.242	135	501	68	121	25	7	3	49	12	3	9	60	7	66	5	6	12	337	.332	
McDougall, Marshall	.303	84	323	60	98	22	5	9	56	3	4	1	38	3	57	7	4	5	486	.374	
Mensik, Todd	.239	72	251	37	60	12	0	6	32	0	3	5	40	2	64	2	1	8	359	.351	
Morrissey, Adam	.235	90	302	39	71	15	1	2	22	2	0	1	38	0	71	4	2	7	311	.323	
PITCHERS		W-L	ERA	G	GS	CG	SHO	SV	IP	H	AB	R	ER	HR	HB	BB	IB	SO	WP	BK	
Arnold, Jason	5-1	2.33	10	10	0	0	0	0	58.0	42	202	22	15	2	5	24	2	53	5	0	
Bazzell, Shane	5-7	4.61	39	12	0	0	0	3	97.2	101	375	59	50	3	4	47	3	88	3	1	
Cotton, Joe	2-1	6.15	27	0	0	0	0	2	26.1	36	108	20	18	3	0	9	1	18	1	0	
Enochs, Chris	5-12	5.19	23	23	3	1	0	135.1	151	522	89	78	16	9	61	1	91	7	0		
Galva, Claudio	3-3	3.74	62	0	0	0	0	4	65.0	64	249	36	27	8	0	33	3	54	2	1	
Garcia, Sonny	4-3	3.94	21	7	0	0	1	59.1	68	235	27	26	5	2	19	3	38	3	0		
German, Frank	1-1	3.05	37	0	0	0	16	41.1	28	144	14	14	0	0	27	2	59	7	0		
Gregg, Kevin	3-3	4.30	11	4	0	0	0	37.2	31	140	20	18	3	3	18	0	45	3	0		
Harang, Aaron	2-0	1.08	3	3	0	0	0	16.2	12	55	3	2	0	0	3	7	0	21	1	0	
Harden, Rich	8-3	2.95	16	16	1	0	0	85.1	67	309	33	28	2	3	52	1	102	1	1		
Jones, Marcus	1-4	5.40	7	7	0	0	0	31.2	37	125	29	19	3	2	17	0	24	1	1		
Lehr, Chuck	8-3	4.05	58	0	0	0	4	80.0	88	303	39	36	7	3	31	10	59	3	0		
McClaskey, Tim	0-0	10.20	13	0	0	0	0	15.0	28	71	19	17	2	0	6	0	13	2	0		
O'Brien, Matt	1-3	2.98	54	0	0	0	2	63.1	47	225	29	21	7	3	20	2	49	2	0		
Rheinecker, John	7-7	3.38	20	20	1	1	0	128.0	137	500	63	48	7	7	24	1	100	6	1		
Snow, Bert	0-3	4.98	24	0	0	0	8	21.2	21	84	12	12	1	1	11	2	29	2	0		
Surkont, Keith	2-3	3.86	27	5	0	0	1	65.1	70	261	36	28	5	3	35	1	36	4	1		
Thompson, Eric	6-4	3.18	24	14	0	0	2	93.1	93	355	36	33	4	7	29	1	66	4	0		
Wood, Mike	11-3	3.15	17	17	0	0	0	105.2	103	397	41	37	8	7	29	0	63	1	0		
Ziegler, Mike	1-0	5.11	3	3	0	0	0	12.1	17	49	9	7	0	0	5	0	11	3	0		

2002 SEASON SUMMARY

Record: 75-64 (35-34 First Half / 40-30 Second Half). **Playoffs:** None. **Team League Rankings:** Finished fifth in batting (.258), fourth in runs scored (670), second in home runs (110), first in walks (588), first in strikeouts (1036) and sixth in stolen bases (79)...finished 11th in ERA (3.88), fifth in home runs (86), second in strikeouts (1019) and fifth in complete games (5). **Individual Rankings and Notes:** Graham Koonce was named to the Texas League Post-Season All-Star Team after leading the Texas League in home runs (24), RBI (96) and on base percentage (.440)...finished third in runs scored (86) and fourth in slugging (.487)...Kirk Asche tied for the league lead in triples (10)...John Rheinecker finished eighth in ERA (3.38)...Mike Wood tied for fourth in wins (11)...Claudio Galva led the Texas League in appearances (62) while Justin Lehr finished fifth (58)...Chris Enoch tied for second in complete games (3), third in losses (12) and tied for second in home runs allowed (16)...the Rockhounds were named the Texas League's Franchise of the Year...club set a new franchise attendance record of 276,380 in the inaugural season of First American Bank Ballpark.

Midland Rockhounds 2003 Schedule

APRIL

3 at Round Rock
 4 at Round Rock
 5 at Round Rock
 6 at Round Rock
 7 at Round Rock
 8 at Round Rock
 9 at San Antonio
 10 at San Antonio
 11 at San Antonio
 12 at San Antonio
 13 ROUND ROCK
 14 ROUND ROCK
 15 ROUND ROCK
 16 ROUND ROCK
 17 SAN ANTONIO
 18 SAN ANTONIO
 19 SAN ANTONIO
 20 SAN ANTONIO
 21 Off Day
 22 at Arkansas
 23 at Arkansas
 24 at Arkansas
 25 at Arkansas
 26 at Frisco
 27 at Frisco
 28 at Frisco
 29 at Frisco
 30 Off Day

MAY

1 ARKANSAS
 2 ARKANSAS
 3 ARKANSAS
 4 ARKANSAS
 5 FRISCO
 6 FRISCO
 7 FRISCO
 8 FRISCO
 9 at San Antonio
 10 at San Antonio
 11 at San Antonio
 12 at San Antonio
 13 EL PASO
 14 EL PASO
 15 EL PASO
 16 EL PASO
 17 ROUND ROCK
 18 ROUND ROCK
 19 ROUND ROCK
 20 ROUND ROCK
 21 Off Day
 22 at El Paso
 23 at El Paso

24 at El Paso
 25 at El Paso
 26 at Round Rock
 27 at Round Rock
 28 at Round Rock
 29 at Round Rock
 30 at Tulsa
 31 at Tulsa

JUNE

1 at Tulsa
 2 at Tulsa
 3 at Wichita
 4 at Wichita
 5 at Wichita
 6 at Wichita
 7 TULSA
 8 TULSA
 9 TULSA
 10 TULSA
 11 WICHITA
 12 WICHITA
 13 WICHITA
 14 WICHITA
 15 Off Day
 16 Texas League
 All Star Game
 17 Off Day
 18 SAN ANTONIO
 19 SAN ANTONIO
 20 SAN ANTONIO
 21 SAN ANTONIO
 22 Off Day
 23 at Tulsa
 24 at Tulsa
 25 at Tulsa
 26 at Tulsa
 27 at Wichita
 28 at Wichita
 29 at Wichita
 30 at Wichita

JULY

1 SAN ANTONIO
 2 SAN ANTONIO
 3 SAN ANTONIO
 4 SAN ANTONIO
 5 at Round Rock
 6 at Round Rock
 7 at Round Rock
 8 at Round Rock
 9 Off Day
 10 at El Paso
 11 at El Paso

12 at El Paso
 13 at El Paso
 14 WICHITA
 15 WICHITA
 16 WICHITA
 17 WICHITA
 18 TULSA
 19 TULSA
 20 TULSA
 21 TULSA
 22 EL PASO
 23 EL PASO
 24 EL PASO
 25 EL PASO
 26 at San Antonio
 27 at San Antonio
 28 at San Antonio
 29 at San Antonio
 30 Off Day
 31 EL PASO

AUGUST

1 EL PASO
 2 EL PASO
 3 EL PASO
 4 ROUND ROCK
 5 ROUND ROCK
 6 ROUND ROCK
 7 ROUND ROCK
 8 ROUND ROCK
 9 ROUND ROCK
 10 Off Day
 11 at Frisco
 12 at Frisco
 13 at Frisco
 14 at Frisco
 15 at Arkansas
 16 at Arkansas
 17 at Arkansas
 18 Off Day
 19 Off Day
 20 FRISCO
 21 FRISCO
 22 FRISCO
 23 FRISCO
 24 ARKANSAS
 25 ARKANSAS
 26 ARKANSAS
 27 ARKANSAS
 28 at El Paso
 29 at El Paso
 30 at El Paso
 31 at El Paso



RICK RODRIGUEZ

Manager

After spending three successful seasons as the pitching coach for the A's Class AAA affiliate in Sacramento, former Oakland A's pitcher Rick Rodriguez enters his first season as manager at Single-A Modesto. It is his first managerial assignment. A second round selection of the A's in the 1981 June Draft, Rodriguez played parts of four seasons in the major leagues with Oakland (1986-87), Cleveland (1988) and San Francisco (1990), compiling a 3-4 record with a 5.72 ERA in 31 career games. A native of the East Bay, Rodriguez was born in Oakland and graduated from Castro Valley High School in 1978. He attended Chabot Junior College in Hayward and UC

Riverside. Rodriguez currently resides in Folsom, Calif.

SCOTT EMERSON

Pitching Coach

Scott Emerson joins the A's organization after spending the previous three seasons as a pitching coach in the Pittsburgh Pirates farm system. He spent two seasons (2000-01) with the Pirates rookie league club at Bradenton before moving to Williamsport in the New York-Penn League last season. Emerson was selected by Baltimore in the 40th round of the 1991 June Draft and played parts of four seasons as a left-handed pitcher in the Orioles farm system before being traded to Boston during the 1995 campaign. He was a 10-game winner with Class A Albany in 1993 and retired as a player following the 1998 season. The 31-year old Emerson makes his off-season home in Wake Forest, NC with his wife Jill.

BRIAN McARN

Hitting Coach

Former Athletics farmhand Brian McArn returns for his sixth season on the Modesto coaching staff. Selected in the 26th round of the 1991 June Draft, McArn spent two seasons in the A's organization before injuries ended his career in 1992. Shortly after being released by the A's, McArn began his coaching career at American River Junior College in Sacramento, where he served as an assistant coach. He also spent one season as the hitting coach for the Single-A Vermont Expos in the New York-Penn League. A native of Davis, Calif., McArn graduated from Davis High School and attended American River Junior College before transferring to the University of Nebraska. He earned honorable mention All-Big Eight honors as a junior in 1990 after batting .354 with five home runs, 41 RBI and 24 stolen bases. He earned second team all-conference honors as a senior in 1991 after hitting a team-high .393 with four home runs and 26 RBI. The 33-year old McArn makes his off-season home in Elk Grove, Calif.

2002 Modesto A's Statistics

BATTERS	AVG	G	AB	R	H	2B	3B	HR	RBI	SH	SF	HP	BB	IB	SO	SB	CS	GDP	SLG	OBP
Basil, Jason	.231	17	52	6	12	3	1	1	5	0	0	0	4	0	9	0	0	4	.385	.286
Bowser, Matt	.233	84	305	34	71	13	1	4	36	3	3	5	38	4	54	0	1	5	.321	.325
Cosme, Caonabo	.291	131	529	90	154	33	6	11	68	14	5	7	46	1	113	19	14	10	.439	.353
Craig, Beau	.209	87	273	30	57	10	3	0	26	5	3	0	29	1	71	3	1	8	.267	.282
Crosby, Bobby	.307	73	280	47	86	17	2	2	38	2	1	7	33	0	43	5	0	5	.404	.393
Dye, Jermaine	.500	2	8	1	4	3	0	0	2	0	0	0	0	0	0	0	0	0	.875	.500
Garcia, Isaac (Mod.)	.355	40	93	21	33	5	0	2	14	0	1	1	7	0	17	1	2	4	.473	.402
Garcia, Isaac (Tot.)	.239	74	197	36	47	7	0	3	26	1	3	1	16	0	48	2	3	7	.320	.295
Hoffpauir, Josh	.118	15	34	7	4	1	1	1	1	1	0	0	6	0	6	1	1	0	.294	.250
Howe, Matt	.256	71	277	42	71	17	1	11	53	2	2	5	31	1	66	8	1	1	.444	.340
Jackson, Steve	.252	99	314	35	79	21	0	9	42	2	3	5	32	0	92	0	0	6	.404	.328
Johnson, Dan	.293	126	426	56	125	23	1	21	85	1	8	0	57	4	87	4	1	8	.500	.371
Morrissey, Adam	.291	36	141	23	41	7	1	3	26	2	0	1	20	0	28	4	3	3	.418	.383
Myers, Casey	.247	60	219	23	54	16	0	4	30	1	3	4	24	0	33	1	2	13	.374	.328
Nagle, Austin	.218	64	216	26	47	13	2	2	25	1	2	0	27	0	58	3	2	2	.324	.302
Neufeld, Andy	.261	39	111	22	29	5	1	1	8	0	0	0	19	0	26	3	2	1	.351	.369
Sellier, Brian	.300	116	417	57	125	26	6	5	58	7	5	2	73	2	82	16	6	4	.427	.402
Stanley, Steve	.286	63	262	48	75	11	1	1	17	5	1	2	39	1	46	4	6	10	.347	.382
Teahen, Mark	.239	59	234	25	56	9	1	1	26	0	0	2	21	1	53	1	2	4	.299	.307
Thomas, Gary	.257	118	428	74	110	18	6	5	49	8	2	10	45	0	77	31	11	9	.362	.340
Tritle, Chris	.197	51	178	20	35	9	0	4	23	2	1	0	11	0	55	3	1	1	.315	.242
Valdez, Mario	.250	2	8	2	2	1	0	0	1	0	0	0	1	0	1	0	0	0	.375	.333
Wayment, Kory	.179	16	39	0	7	2	0	0	5	0	2	0	4	0	15	1	0	2	.231	.244

PITCHERS	W-L	ERA	G	GS	CG	SHO	SV	IP	H	AB	R	ER	HR	HB	BB	IB	SO	WP	BK
Adkins, Jon	0-1	8.10	1	1	0	0	0	6.2	11	29	7	6	0	1	1	0	4	1	0
Beck, David	0-1	12.15	10	0	0	0	0	6.2	10	31	10	9	1	1	7	1	9	1	0
Blanton, Joe	0-1	7.50	2	1	0	0	0	6.0	8	27	6	5	1	0	6	0	6	0	1
Bonderman, Jeremy	9-8	3.61	25	25	1	0	0	144.2	129	554	77	58	15	5	55	1	160	9	3
Coppinger, Rocky	1-0	3.86	3	3	0	0	0	14.0	18	58	7	6	2	0	6	0	20	0	0
Cotts, Neal	12-6	4.12	28	28	0	0	0	137.2	123	515	72	63	5	5	87	0	178	7	2
Crowell, Kyle	9-3	2.99	42	0	0	0	3	72.1	64	267	24	24	5	3	20	2	89	2	1
Frick, Mike	7-6	2.89	50	0	0	0	23	62.1	54	232	26	20	5	6	21	7	66	2	1
Gilpatrick, T. Jay	1-3	6.91	16	0	0	0	1	28.2	39	124	24	22	9	0	12	0	25	0	1
Gwyn, Marc	1-3	5.97	8	7	0	0	0	34.2	40	137	27	23	4	3	20	0	30	1	1
Mabeus, Chris	3-1	4.04	37	1	0	0	1	84.2	97	335	39	38	3	0	32	4	69	6	1
McCall, Derell	8-5	3.32	25	23	1	0	0	132.2	140	513	54	49	4	10	50	3	82	13	4
O'Brien, Matt	1-2	1.80	3	3	0	0	0	15.0	16	59	7	3	0	0	3	0	15	4	0
Pena, Juan	1-0	0.82	2	2	0	0	0	11.0	5	37	2	1	1	0	5	0	9	0	0
Price, Brett	2-5	3.09	35	2	0	0	2	46.2	42	179	22	16	4	3	28	1	61	6	0
Ramos, Juan	0-0	6.00	4	0	0	0	0	3.0	5	14	4	2	0	2	2	0	6	0	0
Robertson, Luke	6-5	4.23	29	15	0	0	1	121.1	106	449	61	57	9	5	34	2	144	3	1
Simmering, Bryan	0-1	4.18	17	4	0	0	1	47.1	48	178	23	22	3	6	17	1	41	4	0
Trosper, Tanner	2-2	2.60	25	0	0	0	1	45.0	40	169	21	13	2	3	22	2	39	9	1
Webb, Alan	0-1	6.23	2	2	0	0	0	8.2	11	35	7	6	1	0	6	0	9	2	0
Weis, Brad	5-2	2.24	32	0	0	0	2	52.1	40	184	16	13	3	5	23	2	51	2	2
Withers, Darvin	7-3	3.46	30	16	1	0	1	125.0	116	463	53	48	4	15	33	2	106	7	2
Wood, Mike	3-3	3.48	7	7	0	0	0	41.1	41	155	17	16	4	3	6	0	50	4	1

2002 SEASON SUMMARY

Record: 78-62 (34-36 First Half / 44-26 Second Half). **Playoffs:** Defeated Visalia, 2-0 in California League Wild Card Series; lost to Stockton, 3-0 in California League Semifinals. **Team League Rankings:** Tied for fourth in batting (.264), seventh in runs scored (690), 10th in home runs (88), second in walks (567), ninth in strikeouts (1032) and eighth in stolen bases (108)... finished second in ERA (3.74), ninth in home runs allowed (85), fifth in walks (496), second in strikeouts (1269) and t-fifth in complete games (3). **Individual Rankings and Notes:** Brian Sellier finished ninth in the Cal League in hitting (.300) and fifth in on base percentage (.402)...he finished the regular season with a 21-game hitting streak...Dan Johnson finished fifth in home runs (21) and RBI (85)...Gary Thomas finished tied for fourth in stolen bases (31)...Caonabo Cosme finished third in hits (154) and third in runs scored (90)...Derell McCall finished fifth in ERA (3.32)...Darvin Withers finished seventh in ERA (3.46)...Neal Cotts ranked tied for second in wins (12), second in strikeouts (178) and second in walks (87)...Mike Frick t-second in saves (23)...Jeremy Bonderman ranked fifth in strikeouts (160).

Modesto A's 2003 Schedule

APRIL

3 VISALIA
 4 VISALIA
 5 VISALIA
 6 VISALIA
 7 Off Day
 8 at High Desert
 9 at High Desert
 10 at High Desert
 11 at Lancaster
 12 at Lancaster
 13 at Lancaster
 14 at Stockton
 15 at Stockton
 16 at Stockton
 17 at Stockton
 18 BAKERSFIELD
 19 BAKERSFIELD
 20 BAKERSFIELD
 21 Off Day
 22 at Bakersfield
 23 at Bakersfield
 24 at Bakersfield
 25 STOCKTON
 26 STOCKTON
 27 STOCKTON
 28 Off Day
 29 at Stockton
 30 at Stockton

MAY

1 at Stockton
 2 INLAND EMPIRE
 3 INLAND EMPIRE
 4 INLAND EMPIRE
 5 BAKERSFIELD
 6 BAKERSFIELD
 7 BAKERSFIELD
 8 BAKERSFIELD
 9 at Visalia
 10 at Visalia
 11 at Visalia
 12 SAN JOSE
 13 SAN JOSE
 14 SAN JOSE
 15 at San Jose
 16 at San Jose
 17 at San Jose
 18 at San Jose
 19 Off Day
 20 STOCKTON
 21 STOCKTON
 22 STOCKTON (DH)
 23 SAN JOSE
 24 SAN JOSE

25 SAN JOSE
 26 at Bakersfield
 27 at Bakersfield
 28 at Bakersfield
 29 at Visalia
 30 at Visalia
 31 at Visalia

JUNE

1 at Visalia
 2 Off Day
 3 SAN JOSE
 4 SAN JOSE
 5 SAN JOSE
 6 VISALIA
 7 VISALIA
 8 VISALIA
 9 RANCHO CUCAMONGA
 10 RANCHO CUCAMONGA
 11 RANCHO CUCAMONGA
 12 RANCHO CUCAMONGA
 13 at Lake Elsinore
 14 at Lake Elsinore
 15 at Lake Elsinore
 16 Off Day
 17 at San Jose
 18 at San Jose
 19 at San Jose
 20 VISALIA
 21 VISALIA
 22 VISALIA
 23 ALL STAR BREAK
 24 ALL STAR BREAK
 25 ALL STAR BREAK
 26 Off Day
 27 at Rancho Cucamonga
 28 at Rancho Cucamonga
 29 at Rancho Cucamonga
 30 BAKERSFIELD

JULY

1 BAKERSFIELD
 2 BAKERSFIELD
 3 BAKERSFIELD
 4 at Visalia
 5 at Visalia
 6 at Visalia
 7 STOCKTON
 8 STOCKTON
 9 STOCKTON
 10 STOCKTON
 11 LAKE ELSINORE
 12 LAKE ELSINORE
 13 LAKE ELSINORE

14 at Bakersfield
 15 at Bakersfield
 16 at Bakersfield
 17 at Bakersfield
 18 at Stockton
 19 at Stockton
 20 at Stockton
 21 Off Day
 22 BAKERSFIELD
 23 BAKERSFIELD
 24 BAKERSFIELD
 25 STOCKTON
 26 STOCKTON
 27 STOCKTON
 28 at San Jose
 29 at San Jose
 30 at San Jose
 31 at San Jose

AUGUST

1 at Bakersfield
 2 at Bakersfield
 3 at Bakersfield
 4 Off Day
 5 LANCASTER
 6 LANCASTER
 7 LANCASTER
 8 SAN JOSE
 9 SAN JOSE
 10 SAN JOSE
 11 at Stockton
 12 at Stockton
 13 at Stockton
 14 at Stockton
 15 at San Jose
 16 at San Jose
 17 at San Jose
 18 VISALIA
 19 VISALIA
 20 VISALIA
 21 VISALIA
 22 HIGH DESERT
 23 HIGH DESERT
 24 HIGH DESERT
 25 Off Day
 26 at Inland Empire
 27 at Inland Empire
 28 at Inland Empire
 29 at Visalia
 30 at Visalia
 31 at Visalia

SEPTEMBER

1 at Visalia

Kane County Cougars • A



WEBSTER GARRISON

Manager

Webster Garrison takes over the managerial duties at Kane County, the A's new Class A affiliate in the Midwest League. Garrison managed at Vancouver (Short A) and Visalia (A), respectively, each of the last two seasons, compiling a record of 107-110. Garrison began his coaching career in 1999 as a player-coach at Double-A Midland and returned the Rockhounds staff in 2000 before he was promoted to the manager's position in Vancouver in 2001. A second round selection of the Toronto Blue Jays in the 1983 June draft, Garrison spent seven seasons of his 16-year playing career in the Blue Jays farm system. His finest seasons included a .283 batting average at Dunedin of the Florida State League in 1987 and a combined .277 average at Double-A Knoxville and Triple-A Syracuse in 1989. He signed with the Oakland organization as a free agent on April 4, 1991 and batted a career-best .303 with seven home runs and 73 RBI for Triple-A Tacoma in 1993. He spent the next two seasons at Triple-A Colorado Springs in the Colorado organization, hitting .302 with 13 home runs and 68 RBI in 1994 and .293 with 12 home runs and 77 RBI in 1995. Garrison returned the A's organization in 1996 and batted a combined .294 with 17 home runs and 80 RBI at Double-A Huntsville and Triple-A Edmonton. He made his major league debut with the A's on August 2, 1996 and appeared in five games and was hitless in nine at-bats. In 1997, Garrison hit .289 with 15 home runs and 80 RBI at Triple-A Edmonton and spent the 1998 season at Double-A Huntsville before assuming a role as player-coach at Double-A Midland for the 1999 season. A native of Marrero, La., Garrison is a 1983 graduate of Ehrat High school in Marrero. He makes his off-season home in New Orleans.

MANAGERIAL RECORD

Year	Team	League	Record	Finish
2001	Vancouver	Northwest	37-39	2nd
2002	Visalia	California	70-71	t4th / 3rd
Totals			107-110	

2002 Playoffs: Lost to Visalia, 2-0 in California League Wild Card Series.

JIM COFFMAN

Pitching Coach

Jim Coffman enters his first season as the pitching coach at Kane County after serving in the same capacity two seasons for the Vancouver Canadians in the Northwest League (2000-01) and one year for the Visalia Oaks in the California League (2002). Prior to joining the Athletics organization, Coffman served as the pitching coach of the Richmond Roosters (independent) in 1997 and managed the Johnstown Steel in 1996. He also worked with the pitchers at Portland State University during the 1989 season. A native of Portland, Ore., Coffman lettered in both baseball and basketball at Clackamas Junior College in 1977 and '78 before moving onto Portland State for the 1979 and '80 seasons. A 23rd round draft pick of the San Diego Padres in 1980, Coffman spent four years in the Padre system, advancing as far as Triple-A in 1982. After being released by the Padres, Coffman signed with the New York Yankees organization and he closed out his career with Double-A Nashville in 1983. Coffman makes his off-season home in Portland, Ore. with his wife Ilse and their two children.

EDDIE WILLIAMS

Hitting Coach

Former major leaguer Eddie Williams enters his first season as hitting coach for the Kane County Cougars, marking his first professional coaching assignment. A first round draft pick (4th overall) by the New York Mets in 1983, Williams made his major league debut with the Cleveland Indians in 1986. He appeared in 395 major league games with the Indians, Chicago White Sox, San Diego, Detroit, Los Angeles and Pittsburgh before retiring following the 2002 season. In 1994, he batted a career-best .331 with 11 home runs and 42 RBI in 49 games for the Padres and followed up with a 12 home run, 47 RBI campaign for the Friars in 1995. He signed a free agent contract with Detroit prior to the 1996 season and spent time with the Dodgers and Pirates in 1997 before returning to San Diego for the 1998 season. He played for various independent clubs from 2000 until officially retiring after last season. A native of Shreveport, La., the 38-year old Williams makes his off-season home in La Mesa, Calif.

Kane County Cougars 2003 Schedule

APRIL

3	CLINTON
4	CLINTON
5	CLINTON
6	CLINTON
7	Off Day
8	BURLINGTON
9	BURLINGTON
10	BURLINGTON
11	at Beloit
12	at Beloit
13	at Beloit
14	at Beloit
15	at Dayton
16	at Dayton
17	at Dayton
18	at Dayton
19	MICHIGAN
20	MICHIGAN
21	MICHIGAN
22	MICHIGAN
23	Off Day
24	at Cedar Rapids
25	at Cedar Rapids
26	at Cedar Rapids
27	at Cedar Rapids
28	at Burlington
29	at Burlington
30	at Burlington

MAY

1	PEORIA
2	PEORIA
3	PEORIA
4	PEORIA
5	SOUTH BEND
6	SOUTH BEND
7	SOUTH BEND
8	SOUTH BEND
9	at Fort Wayne
10	at Fort Wayne
11	at Fort Wayne
12	at Fort Wayne
13	WEST MICHIGAN
14	WEST MICHIGAN
15	WEST MICHIGAN
16	WEST MICHIGAN
17	at Michigan
18	at Michigan
19	at Michigan
20	at Michigan
21	Off Day
22	BELOIT
23	BELOIT
24	BELOIT

25	BELOIT
26	CEDAR RAPIDS
27	CEDAR RAPIDS
28	CEDAR RAPIDS
29	CEDAR RAPIDS
30	at Quad City
31	at Quad City

JUNE

1	at Quad City
2	at Quad City
3	at Beloit
4	at Beloit
5	at Beloit
6	at Beloit
7	at West Michigan
8	at West Michigan
9	at West Michigan
10	at West Michigan
11	Off Day
12	WISCONSIN
13	WISCONSIN
14	WISCONSIN
15	WISCONSIN
16	Off Day
17	MWL All Star Game at Grand Rapids, MI
18	Off Day
19	at Lansing
20	at Lansing
21	at Lansing
22	at Lansing
23	QUAD CITY
24	QUAD CITY
25	QUAD CITY
26	QUAD CITY
27	at Burlington
28	at Burlington
29	at Burlington
30	at Peoria

JULY

1	at Peoria
2	at Peoria
3	at Peoria
4	BURLINGTON
5	BURLINGTON
6	BURLINGTON
7	at Clinton
8	at Clinton
9	at Clinton
10	at Clinton
11	CEDAR RAPIDS
12	CEDAR RAPIDS
13	CEDAR RAPIDS

14	CEDAR RAPIDS
15	Major League All Star Break
16	Major League All Star Break
17	at Clinton
18	at Clinton
19	at Clinton
20	at Clinton
21	DAYTON
22	DAYTON
23	DAYTON
24	DAYTON
25	BELOIT
26	BELOIT
27	BELOIT
28	BELOIT
29	at Quad City
30	at Quad City
31	at Quad City

AUGUST

1	at Quad City
2	FORT WAYNE
3	FORT WAYNE
4	FORT WAYNE
5	FORT WAYNE
6	Off Day
7	QUAD CITY
8	QUAD CITY
9	QUAD CITY
10	QUAD CITY
11	at South Bend
12	at South Bend
13	at South Bend
14	at South Bend
15	Off Day
16	LANSING
17	LANSING
18	LANSING
19	LANSING
20	Off Day
21	at Peoria
22	at Peoria
23	at Peoria
24	at Peoria
25	at Wisconsin
26	at Wisconsin
27	at Wisconsin
28	at Wisconsin
29	WISCONSIN
30	WISCONSIN
31	WISCONSIN

SEPTEMBER

1	WISCONSIN
2	MWL Playoffs begin

Vancouver Canadians • A (Short Season)



DENNIS ROGERS

Manager

After a successful 13-year run as the head coach at Riverside (CA) Community College, Dennis Rogers takes over the managerial reigns of the Vancouver Canadians. Rogers is no stranger to the A's organization, having managed the A's Class A affiliate in Medford, Ore. from 1982-84. He also gained professional experience in the Pittsburgh organization, heading up clubs in Nashua-AA and Macon-A in 1986 and '87, respectively. In 1988, Rogers left the Pittsburgh organization and joined the coaching staff at Cal State-Fullerton, where he helped the Titans to a third place finish in the 1988 College World Series. He took over the

head coaching duties at Riverside Community College in 1990 and compiled a 448-181-4 record in 13 seasons and led the Tigers to play-off appearances each season, including California Community College titles each of the last three seasons. A former all-league infielder at Cal Poly Pomona (1971-74), Rogers played one season in the San Francisco Giants minor league system before suffering a career-ending eye injury. Rogers and his wife, Connie, have three children.

ED VOSBERG

Pitching Coach

Former major league pitcher Ed Vosberg joins the Athletics organization as pitching coach at Vancouver. The coaching assignment is the first for the 10-year major leaguer, who compiled a 10-15 record in 266 career games with eight different teams, including Oakland (1994). Vosberg, whose professional career spanned 20 seasons, was selected by San Diego in the third round of the 1983 June Draft and made his major league debut in a starting assignment vs. San Francisco on September 17, 1986. In 1996, he converted eight of nine save opportunities in 52 appearances with Texas during his first full season in the majors and led the Ranger staff with a 3.27 ERA. In 1997, he split the season between Texas and Florida and set career highs in appearances (59), innings (53.0) and strikeouts (37). He was traded to the Marlins in August and pitched 8.1 scoreless innings in his first 10 appearances. He made four appearances for the Marlins during the post-season, including two World Series outings vs. Cleveland. Vosberg was traded to San Diego after the 1997 season but missed the entire 1998 season following shoulder surgery. He made 15 appearances for the Padres in 1999 before being released in June. He signed on with Arizona and pitched in four games for the Diamondbacks in a one-week stretch before he was designated for assignment. He spent the 2000 and 2001 seasons with Philadelphia and 2002 with Montreal and Mexico City in the Mexican League before retiring. A native of Tucson, Ariz., Vosberg graduated from the University of Arizona in 1983 with a communications degree. He posted a 29-19 record in four seasons for the Wildcats and earned second team All-America honors as a senior with a 10-2 record and a .290 batting average. He helped Arizona to the 1980 National Championship as a freshman. He makes his off-season home in Tucson, Ariz.

JUAN DILONE

Hitting Coach

Former A's farmhand Juan Dilone enters his first season as the hitting coach at Vancouver after serving in the same capacity at Visalia in 2002. Dilone, who signed a free agent contract with Oakland in 1990, spent six seasons (1991-94; 96-97) in the A's farm system. A former infielder, Dilone spent his last two seasons at Single-A Modesto, where he batted a career best .265 with 14 home runs in 1996. A native of Santo Domingo in the Dominican Republic, Dilone makes his off-season home in Higüey, Dominican Republic.

2002 Vancouver Canadians Statistics

BATTERS	AVG	G	AB	R	H	2B	3B	HR	RBI	SH	SF	HP	BB	IB	SO	SB	CS	GDP	SLG	OBP
Baker, John	.235	39	115	15	27	5	0	1	13	0	0	7	22	0	37	2	0	3	.304	.389
Brown, Jeremy	.286	10	28	7	8	1	0	0	1	0	0	1	10	0	5	1	0	1	.321	.487
Colamarino, Brant	.259	67	228	30	59	6	2	6	41	2	5	7	27	2	54	3	1	7	.382	.348
Cruz, Nelson	.276	63	214	23	59	14	0	4	25	4	1	4	9	0	58	12	1	2	.397	.316
Gibbons, Danny	.120	20	50	7	6	1	0	0	3	0	1	0	7	0	9	0	0	2	.140	.224
Gomez, Francis	.265	21	68	15	18	8	0	1	9	0	1	0	8	0	10	1	0	4	.426	.338
Harriman, David	.234	32	77	6	18	1	0	1	8	3	0	1	5	0	11	3	0	0	.286	.289
Kelly, Tripp	.190	35	100	6	19	3	1	0	11	0	1	1	13	1	34	3	0	3	.240	.287
Kiger, Mark	.244	66	246	44	60	12	1	5	27	7	3	0	40	1	58	7	4	3	.362	.346
Madera, Sandy	.222	2	9	2	2	0	0	0	0	0	0	0	0	0	1	0	0	1	.222	.222
McCurdy, John	.242	56	223	33	54	9	1	3	29	1	4	2	12	2	57	5	1	5	.332	.282
Morris, Jed	.264	31	87	6	23	7	0	1	16	1	2	7	13	0	20	1	1	2	.379	.394
Nagle, Austin	.215	41	144	12	31	9	1	1	13	2	1	2	14	0	38	1	3	3	.313	.292
Nordness, Kirk	.227	12	44	8	10	4	0	0	5	0	1	1	5	0	7	0	0	2	.318	.314
Peirce, Justin	.000	1	1	0	0	0	0	0	0	0	0	0	0	0	0	0	0	0	.000	.000
Rooke, Brian	.000	1	1	0	0	0	0	0	0	0	0	0	0	0	0	0	0	0	.000	.000
Stavisky, Brian	.294	32	102	12	30	10	1	1	15	2	1	5	15	0	30	5	0	1	.441	.407
Suomi, Richard	.254	41	142	20	36	7	0	5	24	1	1	1	11	0	36	0	0	0	.408	.310
Swisher, Nick	.250	13	44	10	11	3	0	2	12	0	1	2	13	0	11	3	0	0	.455	.433
Teahen, Mark	.404	13	57	10	23	5	1	0	6	0	1	0	5	0	9	4	1	0	.526	.444
Trittle, Chris	.221	56	190	22	42	10	0	2	13	0	2	2	15	0	60	3	2	4	.305	.282
Turner, Lloyd	.256	42	156	20	40	6	1	1	21	3	3	3	15	0	34	6	4	5	.327	.328
Waymont, Kory	.203	60	182	26	37	1	1	1	10	4	2	4	40	0	52	3	2	0	.236	.355

PITCHERS	W-L	ERA	G	GS	CG	SHO	SV	IP	H	AB	R	ER	HR	HB	BB	IB	SO	WP	BK
Atencio, Donald	0-0	18.00	1	0	0	0	0	1.0	1	4	2	2	0	1	0	0	1	0	0
Beck, David	0-0	1.35	20	0	0	0	2	20.0	14	70	6	3	0	2	10	0	22	5	0
Blanton, Joe	1-1	3.14	4	2	0	0	0	14.1	11	51	5	5	0	0	2	0	15	0	0
Burton, Jared	0-4	3.58	13	5	0	0	1	37.2	32	145	22	15	0	2	14	0	38	2	1
Cridler, J.R.	0-1	9.00	2	0	0	0	0	2.0	5	11	6	2	1	1	2	0	1	1	1
Crowder, Justin	2-3	2.25	17	3	0	0	2	40.0	31	149	12	10	2	0	3	0	50	0	0
Dickinson, Drew	4-0	2.06	11	10	0	0	0	48.0	37	171	11	11	1	1	12	0	40	4	0
Dunwell, Chris	1-5	6.46	14	9	0	0	0	47.1	47	177	36	34	3	8	20	1	38	1	0
Fritz, Ben	1-4	2.95	9	9	0	0	0	39.2	29	146	16	13	1	3	14	0	33	3	0
Garcia, Jairo	0-3	7.30	3	3	0	0	0	12.1	15	50	11	10	1	1	7	0	16	1	1
Gill, Chris	4-2	4.13	20	0	0	0	0	28.1	30	112	15	13	1	1	17	0	24	3	0
Howay, Chris	1-0	2.37	11	0	0	0	0	19.0	14	72	5	5	1	1	1	0	12	3	2
Johnson, Thad	1-0	3.14	5	2	0	0	0	14.1	9	49	5	5	0	1	4	0	6	0	0
Kohn, Shawn	3-2	3.10	16	0	0	0	0	20.1	20	76	7	7	1	1	6	0	20	1	0
Landeros, Leonard	6-1	3.28	21	1	0	0	0	49.1	53	196	25	18	2	5	14	0	39	4	1
Leon, Brigmer	3-1	3.96	18	1	0	0	0	38.2	36	147	23	17	3	4	10	1	32	4	2
Muessig, Jeff	2-0	1.78	24	0	0	0	5	30.1	16	105	8	6	1	3	16	0	47	2	0
Murphy, Bill	1-4	4.57	13	9	0	0	0	41.1	28	146	23	21	2	2	35	0	46	4	0
Obenchain, Stephen	2-3	2.85	11	10	0	0	0	41.0	35	155	18	13	1	4	10	1	29	2	1
Pickens, J.R.	0-0	0.00	1	0	0	0	1	2.0	0	6	0	0	0	0	1	0	2	0	0
Rodriguez, Manuel	5-0	1.91	21	0	0	0	1	37.2	27	135	9	8	3	3	15	2	26	4	2
Schilsky, Stephen	0-0	2.35	6	0	0	0	0	7.2	11	32	2	2	0	0	4	0	3	0	0
Shank, Chris	0-3	3.43	19	5	0	0	1	44.2	41	174	19	17	3	0	9	0	43	5	0
Sierra, Edwardo	0-2	6.11	9	7	0	0	0	28.0	42	125	24	19	0	3	17	0	23	4	0

2002 SEASON SUMMARY

Record: 37-39. **Playoffs:** None. **Team League Rankings:** Ranked fourth in batting (.244), sixth in runs scored (334), fifth in home runs (35), second in walks (299), second in strikeouts (631) and fifth in stolen bases (63). ..tied for fourth in ERA (3.46), seventh in home runs (27), sixth in walks (243) and t-fifth in strikeouts (606). **Individual Rankings and Notes:** All seven of the A's first round picks from the 2002 First Year Player Draft—Nick Swisher, Joe Blanton, John McCurdy, Ben Fritz, Jeremy Brown, Steve Obenchain and Mark Teahen were assigned to Vancouver following the draft...Manager Orv Franchuk was the first Canadian manager in the 42 year history of baseball in Vancouver...four Canadian born players—David Harriman, Chris Howay, John Suomi and Danny Gibbons—played on the team...RHP Chris Shank pitched 29.1 scoreless innings to start the season, just 2.2 innings shy of the Northwest League record...second baseman Mark Kiger ended the season with a 12-game hitting streak.

Yancover Canadians 2003 Schedule

JUNE

18 at Everett
 19 at Everett
 20 at Everett
 21 YAKIMA
 22 YAKIMA
 23 YAKIMA
 24 YAKIMA
 25 YAKIMA
 26 at Tri - City
 27 at Tri - City
 28 at Tri - City
 29 at Tri - City
 30 at Tri - City

15 Off Day
 16 at Yakima
 17 at Yakima
 18 at Yakima
 19 at Yakima
 20 at Yakima
 21 SALEM - KEIZER
 22 SALEM - KEIZER
 23 SALEM - KEIZER
 24 at Boise
 25 at Boise
 26 at Boise
 27 at Boise
 28 at Boise
 29 Off Day
 30 SALEM - KEIZER
 31 SALEM - KEIZER

13 at Salem - Keizer
 14 at Salem - Keizer
 15 SPOKANE
 16 SPOKANE
 17 SPOKANE
 18 SPOKANE
 19 SPOKANE
 20 Off Day
 21 at Everett
 22 at Everett
 23 at Everett
 24 at Eugene
 25 at Eugene
 26 at Eugene
 27 EUGENE
 28 EUGENE
 29 EUGENE
 30 EVERETT
 31 EVERETT

JULY

1 EVERETT
 2 EVERETT
 3 EVERETT
 4 at Salem - Keizer
 5 at Salem - Keizer
 6 at Salem - Keizer
 7 EUGENE
 8 EUGENE
 9 EUGENE
 10 BOISE
 11 BOISE
 12 BOISE
 13 BOISE
 14 BOISE

AUGUST

1 SALEM - KEIZER
 2 at Spokane
 3 at Spokane
 4 at Spokane
 5 at Spokane
 6 at Spokane
 7 TRI - CITY
 8 TRI - CITY
 9 TRI - CITY
 10 TRI - CITY
 11 TRI - CITY
 12 at Salem - Keizer

SEPTEMBER

1 EVERETT
 2 at Eugene
 3 at Eugene
 4 at Eugene
 5 NWL CS
 6 NWL CS
 7 NWL CS
 8 NWL CS
 9 NWL CS

2002 Visalia Oaks Statistics

BATTERS	AVG	G	AB	R	H	2B	3B	HR	RBI	SH	SF	HP	BB	IB	SO	SB	CS	GIDP	SLG	OBP
Allegra, Matt	.281	125	494	74	139	35	3	20	93	1	6	10	47	1	160	9	9	14	.486	.352
Basil, Jason (Vis.)	.248	95	351	42	87	10	1	10	60	2	3	7	47	0	84	0	0	7	.368	.346
Basil, Jason (Tot.)	.246	112	403	48	99	13	2	11	65	2	3	7	51	0	93	0	0	11	.370	.338
Brown, Jeremy	.310	55	187	36	58	14	0	10	40	2	1	2	44	0	49	1	1	5	.545	.444
Bynum, Freddie	.306	135	539	83	165	26	5	3	56	15	3	7	64	1	116	41	21	9	.390	.385
Christy, Jeff	.271	111	384	54	104	29	4	1	39	7	2	0	46	1	79	12	7	5	.375	.347
Garcia, Isaac	.135	34	104	15	14	2	0	1	12	1	2	0	9	0	31	1	1	3	.183	.200
Gregg, Mitch	.137	63	197	33	27	4	1	7	24	0	3	3	34	2	87	0	1	2	.274	.270
Groff, Matt	.231	45	121	20	28	7	0	3	10	1	0	1	16	2	24	2	2	4	.364	.326
Holt, Daylan	.291	77	309	48	90	26	1	16	63	0	4	4	29	3	75	3	5	2	.537	.355
Kelly, Tripp	.176	20	68	6	12	6	0	0	11	0	1	0	7	0	27	0	0	2	.265	.250
Kremblas, Mike	.246	20	57	11	14	4	0	0	5	1	1	13	9	0	10	1	2	1	.316	.450
McBeth, Marcus	.227	76	255	45	58	7	3	10	39	5	5	7	29	0	73	14	6	2	.396	.318
Schmidt, J.P.	.272	65	217	32	59	9	6	3	23	5	0	0	28	1	50	13	3	4	.410	.355
Schneidmiller, Gary	.297	111	381	85	113	17	2	7	53	3	1	3	78	1	80	6	2	7	.407	.419
Soto, Jorge	.210	111	404	69	85	14	1	31	69	0	0	11	57	2	195	1	1	3	.480	.324
Stotts, J.T.	.275	133	483	66	133	20	3	2	64	3	8	6	65	3	75	13	6	11	.342	.363
Suomi, Richard	.214	20	70	9	15	6	0	1	10	1	0	1	7	1	13	1	0	1	.343	.295
Swisher, Nick	.240	49	183	22	44	13	2	4	23	2	1	2	26	1	48	3	1	6	.399	.340

PITCHERS	W-L	ERA	G	GS	CG	SHO	SV	IP	H	AB	R	ER	HR	HB	BB	IB	SO	WP	BK	
Anderson, Jason	0-3	6.35	19	0	0	0	0	22.2	20	88	17	16	1	3	18	1	26	2	0	
Bruksch, Jeffrey	8-11	4.65	27	27	0	0	0	149.0	143	572	98	77	22	5	63	0	163	13	2	
Coleman, Jeff	5-1	3.99	45	0	0	0	0	65.1	78	271	37	29	3	3	14	0	52	4	0	
Crider, J.R.	0-0	8.44	12	0	0	0	0	10.2	12	40	10	10	1	2	13	1	11	3	1	
Cullen, Ryan	3-4	4.91	50	0	0	0	0	4	73.1	95	307	47	40	11	1	15	3	58	6	0
Dickinson, Drew	1-1	3.38	4	4	0	0	0	24.0	32	94	9	9	1	0	6	0	14	2	1	
Fischer, Steve	7-4	2.81	50	2	0	0	4	89.2	88	333	41	28	4	3	37	3	67	3	2	
Flores, Ron	8-6	3.25	53	0	0	0	11	80.1	90	320	41	29	7	1	16	2	92	1	0	
Fritz, Ben	1-0	3.71	3	3	0	0	0	17.0	15	62	7	7	1	2	6	0	16	1	0	
Garcia, Sonny	2-1	1.09	6	6	0	0	0	33.0	32	126	4	4	1	2	8	0	34	1	2	
Gonzales, Christian	5-7	4.95	29	11	0	0	0	107.1	127	431	76	59	15	10	29	1	72	5	2	
Gregg, Kevin	2-1	2.08	3	3	0	0	0	17.1	8	57	5	4	0	1	9	0	11	2	0	
Harden, Rich	4-3	2.93	12	12	1	0	0	67.2	49	244	27	22	4	1	24	0	85	3	1	
Harriger, Mark	2-4	5.44	12	11	0	0	0	51.1	57	205	38	31	6	3	22	0	33	3	1	
Komine, Shane	1-3	5.96	18	0	0	0	0	25.2	23	96	20	17	2	1	20	3	22	3	0	
McClaskey, Tim	4-6	4.31	19	17	2	0	0	102.1	131	422	59	49	15	4	21	0	64	4	1	
Minaya, Edwin	1-5	6.07	32	0	0	0	1	43.0	55	183	36	29	6	3	20	2	37	11	0	
Obenchain, Stephen	2-0	3.00	4	4	0	0	0	24.0	23	90	8	8	2	0	3	0	10	1	0	
Pena, Juan (Vis.)	0-5	7.83	7	7	0	0	0	23.0	40	108	36	20	6	1	12	0	18	4	3	
Pena, Juan (Tot.)	1-5	5.56	9	9	0	0	0	34.0	45	145	38	21	7	1	17	0	27	4	3	
Rheinecker, John	3-0	2.31	9	9	0	0	0	50.2	41	190	16	13	2	3	10	0	62	1	0	
Snow, Bert	0-0	1.00	12	1	0	0	5	18.0	8	61	2	2	1	0	7	0	25	4	1	
Ziegler, Mike	11-6	4.21	25	24	1	0	0	151.2	169	607	80	71	19	4	20	1	139	7	2	

2002 SEASON SUMMARY

Record: 70-71 (34-36 First Half / 36-35 Second Half). **Playoffs:** Lost to Modesto, 2-0 in California League Wild Card Series. **Team League Rankings:** Overcame a 10.5 game deficit over the last 24 days of the regular season to catch Bakersfield in the wild card race...defeated the Blaze, 3-2 in 12 innings to advance to the Wild Card Series against Modesto...finished t-seventh in batting (.259), third in runs (750), third in home runs (129), first in walks (642), first in strikeouts (1276) and fifth in stolen bases (121)...finished sixth in ERA (4.14), t-second in home runs (130), 10th in walks (393), seventh in strikeouts (1111) and t-third in complete games (4). **Individual Rankings and Notes:** Fred Bynum finished sixth in the Cal League in hitting with a .306 average...finished second in hits (165) and stolen bases (41)...Jorge Soto led the Cal League in home runs with 31...first Oak player to lead the Cal League in home runs since Marty Cordova hit 28 in 1992...Matt Allegra was named the Oaks' team MVP after finishing tied for third in the Cal League in RBI (93), t-fourth in doubles (35) and tied for second in extra base hits (58)...Gary Schneidmiller finished third in on-base percentage (.419) and fifth in runs scored (85)...Jeff Bruksch finished fourth in strikeouts (163), tied for fourth in losses (11) and first in home runs allowed (22)...Ron Flores, who was named the team's most valuable pitcher, finished fourth in appearances (53).

Arizona A's • Rookie



RUBEN ESCALERA

Manager

Ruben Escalera enters his second season as the manager of the A's entry in the Arizona Rookie League after serving on the team's coaching staff for the seven previous seasons. A former outfielder, Escalera was signed by the Milwaukee Brewers as a non-drafted free agent in 1984 and spent seven seasons in the Brewers minor league system, advancing as far as Triple-A Denver in 1990. He signed with the Cincinnati Reds for the 1992 season and spent part of the season with Double-A Chattanooga. After being released by the Reds, Escalera played parts of 1992 and the '93 seasons in the Mexican League and was hired as a scout by the A's in 1995. Escalera makes his off-season home in San Juan Puerto Rico

with his wife Gianna.

MANAGERIAL RECORD

Year	Team	League	Record	Finish
2002	A's	Arizona	28-28	t4th / t3rd

FERNANDO ARROYO

Pitching Coach

Fernando Arroyo begins his fifth season as a minor league coach in the A's organization and his fourth with the A's rookie team in Arizona. He spent the 1999 and 2000 seasons in Arizona before moving to Class A Visalia in 2001. Arroyo compiled a career record of 24-37 with a 4.44 ERA with the Detroit Tigers (1975-79), Minnesota Twins (1980-82) and Oakland A's (1982; '86) during a nine-year major league career. He appeared in a career-high 38 games for the Tigers in 1977, including 28 starts, and posted an 8-18 record with a 4.17 ERA. A native of Sacramento, Calif., Arroyo makes his off-season home in Phoenix, Ariz.

BILLY OWENS

Hitting Coach

Billy Owens begins his sixth season with the Athletics organization and his second year as the hitting coach for the Arizona A's in the Arizona Rookie League. He served in the same capacity for the previous three seasons in Southern Oregon (1999) and Vancouver (2000-2001). A third round pick (72nd overall) by the Baltimore Orioles in the 1992 June Draft, Owens played seven seasons in the minor leagues with the Baltimore (1992-96) and Houston organizations (1997-98) before joining the A's organization as an area scout. A native of San Jose, Calif., Owens attended Bellarmine College Preparatory before moving on to the University of Arizona where he played both baseball and basketball. He makes his off-season home in Marietta, Ga.

2002 Arizona Athletics Statistics

BATTERS	AVG	G	AB	R	H	2B	3B	HR	RBI	SH	SF	HP	BB	IB	SO	SB	CS	GIDP	SLG	OBP
Bubalo, Ty	.217	32	115	16	25	6	0	2	14	0	3	7	15	0	37	0	2	4	.322	.336
De La Rosa, Isaias	.181	25	72	12	13	1	2	1	10	0	1	2	11	0	23	0	1	0	.292	.302
DeCinces, Tim	.000	1	2	0	0	0	0	0	0	0	0	0	0	0	1	0	0	0	.000	.000
Francois, Francisco	.303	40	165	30	50	5	3	1	22	1	1	6	14	0	44	7	4	1	.388	.376
Garcia, Eustaquio	.267	47	176	36	47	8	2	3	26	0	2	4	19	1	31	4	2	4	.386	.348
Gomez, Francis	.261	6	23	6	6	0	1	1	4	0	0	0	4	0	4	2	0	0	.478	.370
Klippenstein, Tyler	.205	51	205	25	42	7	1	3	30	1	0	3	16	0	54	6	3	2	.293	.272
McBeth, Marcus	.333	4	9	5	3	0	0	0	0	0	0	0	3	0	0	3	0	2	.333	.500
Mejia, Jorge	.240	35	129	19	31	4	0	0	14	1	1	2	10	1	33	4	1	1	.271	.303
Mejia, Leksis	.277	25	94	14	26	5	1	4	16	0	1	2	2	0	17	1	1	0	.479	.303
Metzger, Gregory	.250	31	112	19	28	4	1	5	12	0	2	7	7	0	35	2	1	2	.438	.328
Morban, Franklin	.160	17	50	2	8	2	1	0	4	1	1	1	4	0	15	1	0	1	.240	.232
Perez, Luis	.339	42	168	33	57	8	4	4	32	1	1	4	16	1	18	8	7	3	.506	.407
Ramirez, Juan	.229	16	48	6	11	2	0	0	5	2	0	2	8	0	15	3	1	0	.271	.362
Rodriguez, William	.217	38	120	22	26	6	2	1	12	0	1	7	30	0	46	3	1	2	.325	.399
Rogers, Nick	.337	47	178	33	60	8	6	0	33	1	1	2	31	2	40	21	1	3	.449	.439
Trinidad, Edgar	.245	26	102	18	25	3	1	0	10	1	1	0	13	0	20	2	2	3	.294	.328
Valdez, Tommy	.188	43	149	26	28	5	2	6	18	0	0	0	21	1	57	3	2	0	.369	.288

PITCHERS	W-L	ERA	G	GS	CG	SHO	SV	IP	H	AB	R	ER	HR	HB	BB	IB	SO	WP	BK
Avendano, Elvis	1-5	8.33	14	3	0	0	1	31.1	46	140	31	29	3	5	8	0	24	1	4
Baez, Hebel	1-1	9.00	5	1	0	0	0	10.0	17	48	11	10	1	0	3	0	8	1	1
Barnett, Daniel	0-2	6.08	13	4	0	0	2	37.0	50	155	33	25	5	1	17	0	30	7	0
Burdette, Jason	5-3	2.52	15	8	0	0	1	60.2	59	226	26	17	2	5	17	0	59	2	0
Cabaniel, Tomas	3-4	4.35	16	3	0	0	2	41.1	35	153	30	20	3	4	16	0	42	7	2
Corchado, Jose	3-1	2.44	14	6	0	0	1	48.0	54	195	23	13	0	3	12	0	38	7	0
Fyvie, Dan	3-1	2.92	19	0	0	0	2	24.2	24	102	18	8	1	2	12	0	16	4	0
Garcia, Jairo	2-1	2.44	13	8	0	0	1	59.0	56	217	24	16	5	3	17	0	66	4	1
Gwyn, Marc	1-3	2.81	5	5	0	0	0	16.0	19	67	8	5	1	0	0	0	23	0	0
Knox, Brad	2-3	4.17	10	7	0	0	0	41.0	44	164	28	19	2	5	9	0	42	2	2
Martinez, Pedro	2-0	4.64	10	2	0	0	1	21.1	22	88	15	11	1	1	7	0	19	7	1
Reynoso, Anibal	1-0	12.54	10	2	0	0	0	18.2	38	98	32	26	6	2	9	1	9	3	1
Sanchez, Adiel	1-2	5.76	16	1	0	0	0	29.2	35	121	25	19	1	2	9	0	22	4	0
Santana, Roberto	1-0	9.45	11	0	0	0	0	13.1	18	59	21	14	1	1	10	0	11	7	1
Sierra, Edwardo	2-1	4.64	6	6	0	0	0	33.0	29	121	19	17	2	7	10	0	35	2	0
Stewart, Scott	0-1	4.05	9	0	0	0	0	13.1	17	58	7	6	0	1	3	0	7	4	0

2002 SEASON SUMMARY

Record: 28-28 (13-15 First Half / 15-13 Second Half). **Playoffs:** None. **Team League Rankings:** Finished sixth in batting (.255), tied for third in runs (326), first in home runs (31), second in strikeouts (491) and tied for second in stolen bases (75)...finished fifth in ERA (4.61), first in home runs (34), seventh in walks (159) and fifth in strikeouts (451). **Individual Rankings and Notes:** OF Nick Rogers and Luis Perez were named to the Arizona League Post-Season All-Star team. Luis Perez finished second in average (.339) and fourth in slugging (.506)...Nick Rogers finished third in average (.337), third in stolen bases (21), t-second in triples (6) and was second in on-base percentage (.439)...Tommy Valdez finished third in home runs (6)...Jairo Garcia tied for third in ERA (2.44) and finished fifth in strikeouts (66)...Jose Corchado t-third in ERA (2.44)...Jason Burdette finished fifth in ERA (2.52).

Arizona Athletics 2003 Schedule

JUNE

23 ANGELS
24 ANGELS
25 at Angels
26 at Angels
27 Off Day
28 ROYALS
29 ROYALS
30 at Royals

15 at Cubs
16 at Cubs
17 Off Day
18 RANGERS
19 RANGERS
20 at Rangers
21 at Rangers
22 Off Day
23 at Brewers
24 at Brewers
25 BREWERS
26 BREWERS
27 Off Day
28 at Angels
29 at Angels
30 ANGELS
31 ANGELS

8 at Cubs
9 CUBS
10 CUBS
11 Off Day
12 at Brewers
13 at Brewers
14 BREWERS
15 BREWERS
16 Off Day
17 RANGERS
18 RANGERS
19 at Rangers
20 at Rangers
21 Off Day
22 MARINERS
23 MARINERS
24 at Mariners
25 at Mariners
26 Off Day
27 at Giants
28 at Giants
29 GIANTS
30 GIANTS
31 1st and 2nd half winners
Championship Game

JULY

1 at Royals
2 Off Day
3 GIANTS
4 GIANTS
5 at Giants
6 at Giants
7 Off Day
8 MARINERS
9 MARINERS
10 at Mariners
11 at Mariners
12 Off Day
13 CUBS
14 CUBS

AUGUST

1 Off Day
2 at Royals
3 at Royals
4 ROYALS
5 ROYALS
6 Off Day
7 at Cubs

2002 ORGANIZATIONAL AWARDS



Graham Koonce
Player of the Year

Graham Koonce led the Texas League in home runs (24), RBI (96) and on-base percentage (.440) and finished third in runs scored (86) and fourth in slugging percentage (.487). His RBI total was the highest among all A's minor leaguers, while his home run total ranked second.

A Texas League Post-Season All-Star last season, Koonce was originally drafted by the Detroit organization in the 60th round of the 1993 Free Agent Draft, but was released by the Tigers prior to the 1997 season. He played the 1997 and '98 seasons in the independent Western League before signing with San Diego in December of 1998. The A's obtained Koonce from the San Diego organization in the minor league portion of the 2001 Rule 5 Draft. He has compiled a .276 average with 99 home runs and 501 RBI in 931 career minor league games.

Harden led all organizational players in ERA (2.94) and strikeouts (187) and tied for second in wins (12) while posting a combined 12-6 record with a 2.94 ERA at Single A-Visalia and Double-A Midland last season. After going 4-3 with a 2.93 ERA for the Oaks, he was promoted to Midland where he went 8-3 with a 2.95 ERA in 16 starts, striking out 102 batters and allowing just two home runs in 85.1 innings of work.

A native of Victoria, British Columbia, Harden was a 17th round draft pick of the A's in the 2000 First Year Player Draft. In two professional seasons, Harden has compiled a 14-10 record with a 3.09 ERA and has struck out 287 batters in 227.1 innings of work.



Rich Harden
Pitcher of the Year

2002 Organizational Standings

Club	First Half			Second Half			Overall	
	W-L	Pos.	GB	W-L	Pos.	GB	W-L	Pct.
Sacramento-AAA	--	--	--	--	--	--	66-78 (3rd, -19)	.458
Midland-AA	35-34	3rd	6.5	40-30	2nd	3.0	75-64	.540
Modesto-A	34-36	t-4th	15.0	44-26	1st	--	78-62	.557
Visalia-A	34-36	t-4th	15.0	36-35	3rd	8.5	70-71	.496
Vancouver-Short A	--	--	--	--	--	--	37-39 (4th, -7)	.487
Arizona-R	13-15	t-4th	6.0	15-13	t-3rd	1.0	28-28	.500
Totals							354-342	.509

ORGANIZATIONAL BATTING LEADERS

Batter	Club	Avg.	G	AB	R	H	HR	RBI
Carlos Mendez	SAC	.324	103	404	58	131	12	74
Jose Flores	SAC	.306	95	363	64	111	2	38
Fred Bynum	VIS	.306	135	539	83	165	3	56
Marshall McDougall	MID	.303	84	323	60	98	9	56
Brian Sellier	MOD	.300	116	417	57	125	5	58
Gary Schneidmiller	VIS	.297	111	381	85	113	7	53
Bobby Crosby	MID, MOD	.295	132	508	78	150	9	69
Dan Johnson	MOD	.293	126	426	56	125	21	85
Larry Sutton	SAC	.292	116	431	83	126	12	81
Caonabo Cosme	MOD	.291	131	529	90	154	11	68

Minimum 313 Plate Appearances

HOME RUNS

Jorge Soto	VIS	31
Graham Koonce	MID	24
Dan Johnson	MOD	21
Daylan Holt	MID, VIS	20
Matt Allegra	VIS	20

RBI

Graham Koonce	MID	96
Matt Allegra	VIS	93
Daylan Holt	MID, VIS	88
Dan Johnson	MOD	85
Larry Sutton	SAC	81

STOLEN BASES

Fred Bynum	VIS	41
Gary Thomas	MOD	31
Esteban German	SAC	26
Nick Rogers	ARZ	21
Caonabo Cosme	MOD	19

ORGANIZATIONAL PITCHING LEADERS

Pitcher	Club	W-L	ERA	IP	H	BB	SO
Rich Harden	MID, VIS	12-6	2.94	153.0	116	76	187
John Rheinecker	MID, VIS	10-7	3.07	178.2	178	34	162
Mike Wood	MID, MOD	14-6	3.24	147.0	144	35	113
Derell McCall	MOD	8-5	3.32	132.2	140	50	82
Darvin Withers	MOD	7-3	3.46	125.0	116	33	106
Jeremy Bolderman	MOD	9-8	3.61	144.2	129	55	160
Neal Cotts	MOD	12-6	4.12	137.2	123	87	178
Luke Robertson	MOD	6-5	4.23	121.1	106	34	144
Eric Thompson	SAC, MID	6-5	4.26	114.0	126	36	80
Mike Ziegler	MID, VIS	12-6	4.28	164.0	186	25	150

Minimum 93 Innings Pitched

WINS

Mike Wood	MID, MOD	14
Mike Ziegler	MID, VIS	12
Neal Cotts	MOD	12
Rich Harden	MID, VIS	12
Larry Luebbers	SAC	11

SAVES

Mike Frick	MOD	23
Franklyn German	MID	16
Bert Snow	MID, VIS	13
Heath Bost	SAC	12
Ron Flores	VIS	11

STRIKEOUTS

Rich Harden	MID, VIS	187
Neal Cotts	MOD	178
Jeff Bruksch	VIS	163
John Rheinecker	MID, VIS	162
Jeremy Bolderman	MOD	160

Minor League Players

MATTHEW JOSEPH ALLEGRA

OF

Born: Atlanta, Georgia, July 10, 1981; **Home:** Lake Mary, Florida

Bats: Right; **Throws:** Right; **Height:** 6-3; **Weight:** 195

Obtained: Selected in the 16th round of the June, 1999 free agent draft.

Graduated from Lake Mary HS (FL) in 1999...attended Manatee Community College...signed by Kelly Heath on May 28, 2000...named to the Northwest League Post-Season All-Star team as an outfielder in 2001.

Year	Club	AVG.	G	AB	R	H	2B	3B	HR	RBI	SH	SF	HP	BB	SO	SB	CS	SLG	OBP	E
2000	Arizona A's (R)	.270	42	141	26	38	7	3	0	13	3	3	3	25	44	15	2	.362	.384	3
2001	Modesto (A)	.209	51	153	19	32	3	2	2	17	2	3	4	21	61	3	1	.294	.315	3
	Vancouver (A)	.220	71	273	36	60	16	2	11	39	1	1	5	30	104	5	6	.414	.307	4
2002	Visalia (A)	.281	125	494	74	139	35	3	20	93	1	6	10	47	160	9	9	.486	.352	8

JASON PATRICK ANDERSON

LHP

Born: Salem, Virginia, April 6, 1976; **Home:** Salem, Virginia

Bats: Left; **Throws:** Left; **Height:** 6-2; **Weight:** 185

Obtained: Selected in the 4th round of the June, 1997 free agent draft.

Graduated from Glenvar HS (Salem, VA) in 1994...attended Radford University...signed by Ron Elam.

Year	Club/League	W	L	ERA	G	GS	CG	SV	IP	H	R	ER	BB	SO		
1997	Southern Oregon, Northwest	3	3	4.99	14	9	0	0	52.1	63	38	29	19	38		
1998	Modesto, California	9	4	3.46	28	24	1	0	145.2	147	67	56	53	110		
	Huntsville, Southern	1	1	5.29	3	3	1	0	17.0	16	15	10	11	14		
1999	Visalia, California	2	1	2.52	4	4	0	0	25.0	32	9	7	7	17		
	Midland, Texas	4	9	6.89	23	23	0	0	111.0	148	103	85	47	74		
2000	Visalia, California	3	3	6.98	19	0	0	2	29.2	36	26	23	12	19		
	Midland, Texas	0	4	4.83	28	0	0	1	41.0	47	36	22	20	17		
2001	Visalia, California	Injured — Did not pitch														
2002	Visalia, California	0	3	6.35	19	0	0	0	22.2	20	17	16	18	26		

ELVIS ALBERTO AVENDANO

RHP

Born: El Guayabo, Venezuela, February 8, 1983; **Home:** El Guayabo, Venezuela

Bats: Right; **Throws:** Right; **Height:** 6-1; **Weight:** 165

Obtained: Signed as a non-drafted free agent, August 20, 1999

Signed by Julio Franco.

Year	Club	W	L	ERA	G	GS	CG	SHO	SV	IP	H	R	ER	HR	HB	BB	IBB	SO	WP	BK
2000	Dominican A's (R)	6	1	2.47	17	8	0	0	3	73.0	69	30	20	3	4	21	0	37	6	2
2001	Dominican A's (R)	2	2	2.34	10	9	0	0	0	50.0	43	23	13	1	2	8	0	52	1	1
2002	Arizona A's (R)	1	5	8.33	14	3	0	0	1	31.1	46	31	29	3	5	8	0	24	1	4

Year	Club	AVG.	G	AB	R	H	2B	3B	HR	RBI	SH	SF	HP	BB	SO	SB	CS	SLG	OBP	E
2000	Dominican A's (R)	.237	66	253	57	60	7	1	4	31	1	4	12	51	49	15	8	.320	.384	-
2002	Arizona A's (R)	—	14	0	0	0	0	0	0	0	0	0	0	0	0	1	0	—	—	1

HEBEL DANIEL BAEZ (OTAÑO)

RHP

Born: San Cristobal, Dominican Republic, June 2, 1981; **Home:** San Cristobal, Dominican Republic

Bats: Right; **Throws:** Right; **Height:** 6-3; **Weight:** 170

Obtained: Signed as a non-drafted free agent, August 14, 1997

Signed by Santiago Villalona.

Year	Club	W	L	ERA	G	GS	CG	SHO	SV	IP	H	R	ER	HR	HB	BB	IBB	SO	WP	BK
1998	Dominican A's (R)	1	5	5.21	13	9	0	0	0	48.1	52	44	28	0	6	35	0	24	10	0
1999	Dominican A's (R)	7	2	2.86	14	12	1	0	1	66.0	45	29	21	0	7	41	0	44	15	0
2000	Dominican A's (R)	5	3	3.20	12	12	0	0	0	76.0	69	43	27	3	10	35	0	51	6	0
2001	Arizona A's (R)	1	2	3.57	12	4	0	0	0	35.1	41	24	14	2	3	7	0	22	1	2
2002	Arizona A's (R)	1	1	9.00	5	1	0	0	0	10.0	17	11	10	1	0	3	0	8	1	1

JOHN DAVID BAKER

C

Born: Alameda, California, January 20, 1981; **Home:** Walnut Creek, California

Bats: Left; **Throws:** Right; **Height:** 6-1; **Weight:** 215

Obtained: Selected in the 4th round of the June, 2002 draft.

Graduated from De La Salle HS (Walnut Creek, CA) in 1999...attended the University of California...signed by Will Schock.

Year	Club	AVG.	G	AB	R	H	2B	3B	HR	RBI	SH	SF	HP	BB	SO	SB	CS	SLG	OBP	E
2002	Vancouver (A)	.235	39	115	15	27	5	0	1	13	0	0	7	22	37	2	0	.304	.389	3

Minor League Players

DANIEL JOHN BARNETT

RHP

Born: Salt Lake City, Utah, January 22, 1983; **Home:** Kearns, Utah

Bats: Right; **Throws:** Right; **Height:** 6-1; **Weight:** 195

Obtained: Selected in the 29th round of the June, 2002 draft

Graduated from Kearns (UT) HS in 2001...attended Salt Lake Community College...signed by John Kuehl.

Year	Club	W	L	ERA	G	GS	CG	SHO	SV	IP	H	R	ER	HR	HB	BB	IBB	SO	WP	BK
2002	Arizona A's (R)	0	2	6.08	13	4	0	0	2	37.0	50	33	25	5	1	17	0	30	7	0

JASON MATTHEW BASIL

OF/C

Born: Cincinnati, Ohio, August 5, 1978; **Home:** Cincinnati, Ohio

Bats: Right; **Throws:** Right; **Height:** 6-3; **Weight:** 225

Obtained: Selected in the 15th round of the June, 2001 draft.

Graduated from St. Xavier HS (Cincinnati, OH) in 1997...attended Georgia Tech...signed by Billy Owens.

Year	Club	AVG.	G	AB	R	H	2B	3B	HR	RBI	SH	SF	HP	BB	SO	SB	CS	SLG	OBP	F
2001	Vancouver (A)	.260	50	177	23	46	8	1	5	30	0	2	3	23	42	1	0	.401	.351	3
2002	Modesto (A)	.231	17	52	6	12	3	1	1	5	0	0	0	4	9	0	0	.385	.286	1
	Visalia (A)	.248	95	351	42	87	10	1	10	60	2	3	7	47	84	0	0	.368	.346	16

DAVID MICHAEL BECK

LHP

Born: Middleburg Heights, Ohio, February 23, 1978; **Home:** North Olmsted, Ohio

Bats: Left; **Throws:** Left; **Height:** 6-5; **Weight:** 235

Obtained: Signed as a non-drafted free agent, July 2, 2001

Graduated from North Olmsted (OH) HS in 1996...graduated from Cumberland University in 2001...signed by Billy Owens...was the left handed relief pitcher on the Arizona League All-Star team in 2001.

Year	Club	W	L	ERA	G	GS	CG	SHO	SV	IP	H	R	ER	HR	HB	BB	IBB	SO	WP	BK
2001	Arizona A's (R)	0	0	1.00	18	0	0	0	9	18.0	13	3	2	0	3	7	1	32	0	0
2002	Modesto (A)	0	1	12.15	10	0	0	0	0	6.2	10	10	9	1	1	7	1	9	1	0
	Vancouver (A)	0	0	1.35	20	0	0	0	2	20.0	14	6	3	0	2	10	0	22	5	0

JOSEPH M. BLANTON

RHP

Born: Nashville, Tennessee, December 11, 1980; **Home:** Bowling Green, Kentucky

Bats: Right; **Throws:** Right; **Height:** 6-3; **Weight:** 225

Obtained: Selected in the 1st round (24th selection overall) of the June, 2002 draft

Graduated from Franklin Simpson (KY) HS in 1999...attended the University of Kentucky...signed by Rich Sparks...selected with the New York Yankees first round pick in the June, 2002 draft as compensation for the loss of free agent Jason Giambi.

Year	Club	W	L	ERA	G	GS	CG	SHO	SV	IP	H	R	ER	HR	HB	BB	IBB	SO	WP	BK
2002	Vancouver (A)	1	1	3.14	4	2	0	0	0	14.1	11	5	5	0	0	2	0	15	0	0
	Modesto (A)	0	1	7.50	2	1	0	0	0	6.0	8	6	5	1	0	6	0	6	0	1

ALLEN HEATH BOST

RHP

See biography in 2003 Non-Roster Players section, page 170.

MATTHEW JAMES BOWSER

OF

Born: Cleveland, Ohio, March 8, 1979; **Home:** Palm Harbor, Florida

Bats: Left; **Throws:** Left; **Height:** 6-3; **Weight:** 205

Obtained: Selected in the 11th round of the June, 2000 free agent draft.

Graduated from Tarpon Springs HS (Tarpon, FL) in 1997...attended the University of Central Florida...signed by Kelly Heath.

Year	Club	AVG.	G	AB	R	H	2B	3B	HR	RBI	SH	SF	HP	BB	SO	SB	CS	SLG	OBP	F
2000	Vancouver (A)	.228	68	237	29	54	11	2	4	39	0	1	4	32	61	1	1	.342	.328	3
2001	Visalia (A)	.273	131	479	92	131	32	7	21	83	0	8	9	70	92	10	5	.501	.371	9
2002	Modesto (A)	.233	84	305	34	71	13	1	4	36	3	3	5	38	54	0	1	.321	.325	2
	Midland (AA)	.206	19	63	12	13	2	2	2	7	0	0	1	6	14	1	0	.397	.86	0

JEREMY SCOTT BROWN

C

See biography in 2003 Non-Roster Players section, page 172.

Minor League Players

JEFFREY LAWRENCE BRUKSCH

RHP

Born: Los Angeles, California, April 29, 1980; **Home:** Los Angeles, California

Bats: Right; **Throws:** Right; **Height:** 6-4; **Weight:** 215

Obtained: Selected in the 5th round of the June, 2001 draft

Graduated from Beverly Hills (CA) HS in 1998...attended Stanford University...signed by Will Schock on September 26, 2001 and did not pitch until 2002.

Year	Club	W	L	ERA	G	GS	CG	SHO	SV	IP	H	R	ER	HR	HB	BB	IBB	SO	WP	BK
2002	Visalia (A)	8	11	4.65	27	27	0	0	0	149.0	143	98	77	22	5	63	0	163	13	2

TY MICHAEL BUBALO

C

Born: Portland, Oregon, August 8, 1983; **Home:** Beaverton, Oregon

Bats: Right; **Throws:** Right; **Height:** 6-3; **Weight:** 205

Obtained: Selected in the 26th round of the June, 2002 free agent draft.

Graduated from Beaverton (OR) HS in 2002...signed by Gary McGraw.

Year	Club	AVG.	G	AB	R	H	2B	3B	HR	RBI	SH	SF	HP	BB	SO	SB	CS	SLG	OBP	E
2002	Arizona A's (R)	.217	32	115	16	25	6	0	2	14	0	3	7	15	37	0	2	.322	.336	7

JASON RICKY BURDETTE

RHP

Born: Albany, Georgia, February 18, 1980; **Home:** Leesburg, Georgia

Bats: Right; **Throws:** Right; **Height:** 6-1; **Weight:** 195

Obtained: Signed as a non-drafted free agent, June 7, 2002

Graduated from Lee County HS (Leesburg, GA) in 1998...attended Columbus State University...signed by Billy Owens.

Year	Club	W	L	ERA	G	GS	CG	SHO	SV	IP	H	R	ER	HR	HB	BB	IBB	SO	WP	BK
2002	Arizona A's (R)	5	3	2.52	15	8	0	0	1	60.2	59	26	17	2	5	17	0	59	2	0

LEVI JARED BURTON

RHP

Goes by "Jared"

Born: Westminster, South Carolina, June 2, 1981; **Home:** Westminster, South Carolina

Bats: Right; **Throws:** Right; **Height:** 6-5; **Weight:** 220

Obtained: Selected in the 8th round of the June, 2002 draft

Graduated from West Oak HS (Westminster, SC) in 1999...attended Western Carolina University...signed by Kelly Heath.

Year	Club	W	L	ERA	G	GS	CG	SHO	SV	IP	H	R	ER	HR	HB	BB	IBB	SO	WP	BK
2002	Vancouver (A)	0	4	3.58	13	5	0	0	1	37.2	32	25	15	0	2	14	0	38	2	1

TOMAS EDUARDO CABANIEL

RHP

Born: Caracas, Venezuela, February 10, 1983; **Home:** Caracas, Venezuela

Bats: Right; **Throws:** Right; **Height:** 6-1; **Weight:** 165

Obtained: Signed as a non-drafted free agent, May 19, 2000

Signed by Julio Franco.

Year	Club	W	L	ERA	G	GS	CG	SHO	SV	IP	H	R	ER	HR	HB	BB	IBB	SO	WP	BK
2000	Dominican A's (R)	1	1	4.38	8	0	0	0	0	12.1	11	8	6	0	0	13	0	11	2	0
2001	Dominican A's (R)	0	6	2.03	20	0	0	0	2	26.2	12	14	6	0	0	20	3	33	4	0
2002	Dominican A's (R)	0	1	4.50	2	2	0	0	0	8.0	9	7	4	0	0	3	0	12	1	0
	Arizona A's (R)	3	4	4.35	16	3	0	0	2	41.1	35	30	20	3	4	16	0	42	7	2

MICHAEL CHRISTOPHER CAMPO

IF

Born: Atlantic City, New Jersey, November 4, 1976; **Home:** Absecon, New Jersey

Bats: Left; **Throws:** Right; **Height:** 5-10; **Weight:** 185

Obtained: Selected in the Minor League Rule 5 draft, December 16, 2002.

Graduated from St. Augustine Prep School (NJ)...attended Penn State University...originally signed by Anaheim scout Tom Burns as a non-drafted free agent, July 2, 2000...led the California League with a .451 on-base percentage in 2002 and was named to the post-season All-Star team as the designated hitter.

Year	Club	AVG.	G	AB	R	H	2B	3B	HR	RBI	SH	SF	HP	BB	SO	SB	CS	SLG	OBP	E
2000	Butte (R)	.358	48	176	44	63	13	3	5	37	1	0	8	26	17	4	2	.551	.462	7
2001	Cedar Rapids (A)	.313	100	358	69	112	20	3	7	46	3	5	26	43	65	21	11	.444	.419	5
2002	Rancho Cucamonga (A)	.313	126	450	86	141	35	6	9	53	2	2	40	75	127	18	10	.478	.451	6

Minor League Players

JEFFREY ARTHUR CHRISTY

OF

Born: Tampa, Florida, October 3, 1979; **Home:** Tampa, Florida

Bats: Left; **Throws:** Right; **Height:** 5-9; **Weight:** 180

Obtained: Selected in the 12th round of the June, 2001 draft.

Graduated from Tampa Jesuit (FL) HS in 1998...attended Stetson University...signed by John Poloni.

Year	Club	AVG.	G	AB	R	H	2B	3B	HR	RBI	SH	SF	HP	BB	SO	SB	CS	SLG	OBP	E
2001	Vancouver (A)	—	3	0	1	0	0	0	0	0	0	0	0	0	0	0	1	—	—	0
2002	Visalia (A)	.271	111	384	54	104	29	4	1	39	7	2	0	46	79	12	7	.375	.347	4

BRANT A. COLAMARINO

IF

Born: Pittsburgh, Pennsylvania, December 4, 1980; **Home:** Pittsburgh, Pennsylvania

Bats: Left; **Throws:** Left; **Height:** 5-11; **Weight:** 205

Obtained: Selected in the 7th round of the June, 2002 free agent draft.

Attended the University of Pittsburgh...signed by Tom Clark.

Year	Club	AVG.	G	AB	R	H	2B	3B	HR	RBI	SH	SF	HP	BB	SO	SB	CS	SLG	OBP	E
2002	Vancouver (A)	.259	67	228	30	59	6	2	6	41	2	5	7	27	54	3	1	.382	.348	6

JEFFREY VAUGHAN COLEMAN

RHP

Born: West Covina, California, October 6, 1980; **Home:** San Dimas, California

Bats: Right; **Throws:** Right; **Height:** 5-11; **Weight:** 190

Obtained: Selected in the 21st round of the June, 2001 free agent draft.

Graduated from San Dimas HS (CA) in 1998...attended the University of Hawaii...signed by Eric Kubota.

Year	Club	W	L	ERA	G	GS	CG	SHO	SV	IP	H	R	ER	HR	HB	BB	IBB	SO	WP	BK
2001	Arizona A's (R)	0	0	1.54	8	0	0	0	6	11.2	7	2	2	0	1	3	0	8	0	0
	Visalia (A)	0	4	6.45	16	4	0	0	0	37.2	57	32	27	3	3	16	0	38	2	0
2002	Visalia (A)	5	1	3.99	45	0	0	0	0	65.1	78	37	29	3	3	14	0	52	4	0

JOSE ANGEL CORCHADO

RHP

Born: Mayaguez, Puerto Rico, April 5, 1984; **Home:** Isabela, Puerto Rico

Bats: Right; **Throws:** Right; **Height:** 6-0; **Weight:** 193

Obtained: Selected in the 18th round of the June, 2002 free agent draft.

Graduated from Dr. Heriberto Domenech school in Isabella, Puerto Rico in 2002...signed by Ruben Escalera.

Year	Club	W	L	ERA	G	GS	CG	SHO	SV	IP	H	R	ER	HR	HB	BB	IBB	SO	WP	BK
2002	Arizona A's (R)	3	1	2.44	14	6	0	0	1	48.0	54	23	13	0	3	12	0	38	7	0

BEAU JAMES CRAIG

C

Born: San Diego, California, February 12, 1979; **Home:** Santee, California

Bats: Switch; **Throws:** Right; **Height:** 5-10; **Weight:** 170

Obtained: Selected in the 6th round of the June, 2000 free agent draft.

Attended the University of Southern California...signed by Rick Magnante.

Year	Club	AVG.	G	AB	R	H	2B	3B	HR	RBI	SH	SF	HP	BB	SO	SB	CS	SLG	OBP	E
2000	Vancouver (A)	.247	24	77	6	19	8	0	0	11	1	1	0	5	19	0	0	.351	.289	5
2001	Visalia (A)	.195	96	344	34	67	16	1	1	32	4	2	2	23	77	1	1	.256	.248	11
2002	Modesto (A)	.209	87	273	30	57	10	3	0	26	5	3	0	29	71	3	1	.267	.282	7

ROBERT EDWARD CROSBY

IF

See biography in 2003 Non-Roster Players section, page 173.

JUSTIN WYATT CROWDER

LHP

Born: Mobile, Alabama, September 24, 1979; **Home:** Lewisville, Texas

Bats: Left; **Throws:** Left; **Height:** 6-0; **Weight:** 195

Obtained: Selected in the 11th round of the June, 2002 draft.

Graduated from Flower Mound (TX) Marcus HS in 1998...attended Rice University...signed by Steve Bowden.

Year	Club	W	L	ERA	G	GS	CG	SHO	SV	IP	H	R	ER	HR	HB	BB	IBB	SO	WP	BK
2002	Vancouver (A)	2	3	2.25	17	3	0	0	2	40.0	31	12	10	2	0	3	0	50	0	0

Minor League Players

KYLE RYAN CROWELL

RHP

Born: Webster, Texas, June 16, 1979; **Home:** Webster, Texas

Bats: Right; **Throws:** Right; **Height:** 6-0; **Weight:** 190

Obtained: Selected in the 8th round of the June, 2000 free agent draft

Graduated from Friendswood HS (TX) in 1997...attended the University of Houston...signed by Steve Bowden.

Year	Club	W	L	ERA	G	GS	CG	SHO	SV	IP	H	R	ER	HR	HB	BB	IBB	SO	WP	BK
2000	Vancouver (A)	4	4	2.91	17	9	0	0	2	65.0	63	28	21	0	4	12	0	64	5	3
2001	Modesto (A)	3	10	5.37	37	10	0	0	2	112.1	135	70	67	6	10	33	4	97	3	0
2002	Modesto (A)	9	3	2.99	42	0	0	0	3	72.1	64	24	24	5	3	20	2	89	2	1
	Sacramento (AAA)	1	0	4.50	5	0	0	0	0	14.0	17	7	7	2	0	4	0	9	0	0

NELSON RAMON CRUZ

OF

Born: Monte Cristy, Dominican Republic, July 1, 1981; **Home:** Monte Cristy, Dominican Republic

Bats: Right; **Throws:** Right; **Height:** 6-3; **Weight:** 175

Obtained: Acquired from the New York Mets for shortstop Jorge Velandia, August 30, 2000

Was originally signed by the New York Mets organization as a non-drafted free agent on February 23, 1998.

Year	Club	AVG.	G	AB	R	H	2B	3B	HR	RBI	SH	SF	HP	BB	SO	SB	CS	SLG	OBP	E
1998	Dominican Mets (R)	.271	30	70	10	19	0	0	1	13	0	0	3	7	21	6	0	.314	.363	—
1999	Dominican Mets (R)	.244	71	205	27	50	8	2	1	32	0	3	2	22	48	20	1	.317	.319	—
	Dominican Mets-2 (R)	.278	36	115	20	32	4	1	1	21	0	2	1	16	27	14	0	.357	.366	—
	Dominican Mets (R)	.200	35	90	7	18	4	1	0	11	0	1	1	6	21	6	1	.267	.255	—
2000	Dominican Mets-E (R)	.351	69	259	60	91	14	4	15	80	4	4	8	33	56	17	4	.610	.434	—
2001	Arizona A's (R)	.250	23	88	11	22	3	1	3	16	1	0	0	4	29	6	3	.409	.283	0
2002	Vancouver (R)	.276	63	214	23	59	14	0	4	25	4	1	4	9	58	12	1	.397	.316	4

RYAN M. CULLEN

LHP

Born: Sarye, Pennsylvania, January 20, 1980; **Home:** Satellite Beach, Florida

Bats: Left; **Throws:** Left; **Height:** 6-2; **Weight:** 170

Obtained: Acquired from Texas with pitcher Aaron Harang for infielder Randy Velarde, November 17, 2000

Graduated from Satellite Beach HS (FL) in 1998...attended Indian River Community College...originally signed by Texas as a non-drafted free agent, May 11, 1999...signed by Rangers scout Mike Cadahia.

Year	Club	W	L	ERA	G	GS	CG	SHO	SV	IP	H	R	ER	HR	HB	BB	IBB	SO	WP	BK
1999	Pulaski (R)	1	2	3.54	19	0	0	0	6	40.2	33	20	16	1	1	17	0	47	7	0
2000	Savannah (A)	6	6	3.04	48	0	0	0	9	94.2	79	33	32	3	1	35	2	103	3	1
2001	Modesto (A)	2	4	4.23	40	3	0	0	1	83.0	112	58	39	5	4	24	3	53	2	0
2002	Visalia (A)	3	4	4.91	50	0	0	0	4	73.1	95	47	40	11	1	15	3	58	6	0

ANDREW HAROLD DICKINSON

LHP

Born: Freeport, Illinois, December 13, 1979; **Home:** Freeport, Illinois

Bats: Left; **Throws:** Left; **Height:** 6-2; **Weight:** 175

Obtained: Selected in the 28th round of the June, 2002 draft

Graduated from Freeport (IL) Senior HS in 1998...graduated from the University of Illinois...signed by Jim Pransky.

Year	Club	W	L	ERA	G	GS	CG	SHO	SV	IP	H	R	ER	HR	HB	BB	IBB	SO	WP	BK
2002	Vancouver (A)	4	0	2.06	11	10	0	0	0	48.0	37	11	11	1	1	12	0	40	4	0
	Visalia (A)	1	1	3.38	4	4	0	0	0	24.0	32	9	9	1	0	6	0	14	2	1

CHRISTOPHER JASON DUNWELL

RHP

Born: San Diego, California, January 29, 1980; **Home:** El Cajon, California

Bats: Right; **Throws:** Right; **Height:** 6-1; **Weight:** 200

Obtained: Selected in the 15th round of the June, 2002 draft

Graduated from Granite Hills (El Cajon, CA) HS in 1998...attended San Diego State University...signed by Ron Vaughn.

Year	Club	W	L	ERA	G	GS	CG	SHO	SV	IP	H	R	ER	HR	HB	BB	IBB	SO	WP	BK
2002	Vancouver (A)	1	5	6.46	14	9	0	0	0	47.1	47	36	34	3	8	20	1	38	1	0

MICHAEL DONALD EDWARDS

IF

See biography in 2003 Non-Roster Players section, page 174.

Minor League Players

CHRISTOPHER BRIAN ENOCHS

RHP

Born: Weirton, West Virginia, October 11, 1975; **Home:** Newell, West Virginia

Bats: Right; **Throws:** Right; **Height:** 6-3; **Weight:** 225

Obtained: Selected in the 1st round (11th pick overall) of the June, 1997 free agent draft.

Graduated from Oak Glenn HS (New Cumberland, WV) in 1994...attended the University of West Virginia...signed by Ron Elam.

Year	Club	W	L	ERA	G	GS	CG	SHO	SV	IP	H	R	ER	HR	HB	BB	IBB	SO	WP	BK
1997	So. Oregon (A)	0	0	3.48	3	3	0	0	0	10.1	12	4	4	0	1	2	0	10	1	0
	Modesto (A)	3	0	2.78	10	9	0	0	0	45.1	51	20	14	0	3	12	0	45	7	0
1998	Huntsville (AA)	9	10	4.74	26	26	0	0	0	148.0	159	101	78	12	9	64	2	100	5	0
1999	Midland (AA)	3	5	10.00	13	11	0	0	0	45.0	69	57	50	9	2	34	1	33	11	0
	Visalia (A)	0	0	4.91	4	4	0	0	0	18.1	24	10	10	4	1	10	0	19	2	0
2000	Visalia (A)	2	5	4.64	18	18	0	0	0	97.0	116	61	50	6	0	38	0	75	6	1
2001	Midland (AA)	5	4	4.33	39	10	0	0	1	99.2	102	57	48	9	4	39	3	67	6	0
2002	Midland (AA)	5	12	5.19	23	23	3	1	0	135.1	151	89	78	16	9	61	1	91	7	0
	Sacramento (AAA)	2	1	4.71	6	5	0	0	0	28.2	34	16	15	2	4	13	0	22	5	0

STEPHEN ROBERT FISCHER

RHP

Born: Vallejo, California, June 20, 1978; **Home:** Benicia, California

Bats: Right; **Throws:** Right; **Height:** 6-0; **Weight:** 200

Obtained: Selected in the 24th round of the June, 2000 free agent draft.

Graduated from St. Patrick - St. Vincents HS (Vallejo, CA) in 1996...attended the University of the Pacific...signed by Will Schock.

Year	Club	W	L	ERA	G	GS	CG	SHO	SV	IP	H	R	ER	HR	HB	BB	IBB	SO	WP	BK
2000	Vancouver (A)	3	2	2.93	18	2	0	0	1	46.0	35	19	15	1	1	12	1	42	1	0
2001	Visalia (A)	7	7	4.61	34	20	0	0	1	121.0	140	77	62	12	7	41	2	88	5	0
2002	Visalia (A)	7	4	2.81	50	2	0	0	4	89.2	88	41	28	4	3	37	3	67	3	2

RONALD JOEL FLORES

LHP

Born: Whittier, California, August 9, 1979; **Home:** Pico Rivera, California

Bats: Left; **Throws:** Left; **Height:** 5-11; **Weight:** 190

Obtained: Selected in the 29th round of the June, 2000 free agent draft.

Graduated from El Rancho HS (Pico Rivera, CA) in 1997...attended the University of Southern California...signed by Rick Magnante.

Year	Club	W	L	ERA	G	GS	CG	SHO	SV	IP	H	R	ER	HR	HB	BB	IBB	SO	WP	BK
2000	Vancouver (A)	1	1	5.11	13	0	0	0	0	12.1	16	10	7	2	1	4	0	10	1	0
2001	Modesto (A)	5	2	2.86	47	0	0	0	6	66.0	53	24	21	4	1	29	7	71	3	0
2002	Visalia (A)	8	6	3.25	53	0	0	0	11	80.1	90	41	29	7	1	16	2	92	1	0

FRANCISCO ANTONIO FRANCOIS (CHARLES)

IF

Born: La Romana, Dominican Republic, November 30, 1982; **Home:** La Romana, Dominican Republic

Bats: Right; **Throws:** Right; **Height:** 6-1; **Weight:** 155

Obtained: Signed as a non-drafted free agent, March 18, 2000

Signed by Angel Eusebio and Raymond Abreu.

Year	Club	AVG.	G	AB	R	H	2B	3B	HR	RBI	SH	SF	HP	BB	SO	SB	CS	SLG	OBP	E
2000	Dominican A's-W (R)	.224	29	98	15	22	4	0	0	11	2	2	4	25	21	3	4	.265	.395	-
	Dominican A's-E (R)	.156	24	90	16	14	1	2	0	2	2	0	4	14	17	4	2	.211	.296	-
2001	Arizona A's (R)	.168	46	155	22	26	5	2	0	7	4	0	8	15	37	10	8	.226	.275	12
2002	Arizona A's (R)	.303	40	165	30	50	5	3	1	22	1	1	6	14	44	7	4	.388	.376	12

MICHAEL THOMAS FRICK

RHP

Born: Berkeley, California, March 18, 1980; **Home:** Ventura, California

Bats: Right; **Throws:** Right; **Height:** 6-3; **Weight:** 230

Obtained: Selected in the 8th round of the June, 2001 draft

Graduated from Buena HS (Ventura, CA) in 1998...attended Cal State Northridge...signed by Rick Magnante...led the A's organization in saves in 2002 (23).

Year	Club	W	L	ERA	G	GS	CG	SHO	SV	IP	H	R	ER	HR	HB	BB	IBB	SO	WP	BK
2001	Vancouver (A)	7	2	2.70	21	1	0	0	3	40.0	38	15	12	1	1	15	0	54	2	1
2002	Modesto (A)	7	6	2.89	50	0	0	0	23	62.1	54	26	20	5	6	21	7	66	2	1

Minor League Players

BENJAMIN JAMES FRITZ

RHP

Born: San Jose, California, March 29, 1981; **Home:** Clovis, California

Bats: Right; **Throws:** Right; **Height:** 6-4; **Weight:** 225

Obtained: Selected in the 1st round (30th selection overall) of the June, 2002 draft

Graduated from Oak Grove (San Jose, CA) HS in 1999...attended Fresno State University...signed by Will Schock...selected with the St. Louis Cardinals first round pick in the June, 2002 draft as compensation for the loss of free agent Jason Isringhausen.

Year	Club	W	L	ERA	G	GS	CG	SHO	SV	IP	H	R	ER	HR	HB	BB	IBB	SO	WP	BK
2002	Vancouver (A)	1	4	2.95	9	9	0	0	0	39.2	29	16	13	1	3	14	0	33	3	0
	Visalia (A)	1	0	3.71	3	3	0	0	0	17.0	15	7	7	1	2	6	0	16	1	0

DANIEL MARK FYVIE

RHP

Born: Flint, Michigan, August 12, 1982; **Home:** Flint, Michigan

Bats: Right; **Throws:** Right; **Height:** 6-1; **Weight:** 200

Obtained: Signed as a non-drafted free agent, May 27, 2002

Graduated from Fenton (MI) HS in 2001...attended Mott Community College...signed by Rich Sparks.

Year	Club	W	L	ERA	G	GS	CG	SHO	SV	IP	H	R	ER	HR	HB	BB	IBB	SO	WP	BK
2002	Arizona A's (R)	3	1	2.92	19	0	0	0	2	24.2	24	18	8	1	2	12	0	16	4	0

CLAUDIO GALVA (RODRIGUEZ)

LHP

Born: Sabana Yegua, Azua, Dominican Republic, November 28, 1979; **Home:** Santo Domingo, Dominican Republic

Bats: Left; **Throws:** Left; **Height:** 6-2; **Weight:** 180

Obtained: Signed as a non-drafted free agent, July 19, 1996.

Signed by Santiago Villalona...was the left handed pitcher on the 1999 Arizona League post-season All-Star team...led the Texas League in games pitched in 2002 (62).

Year	Club/League	W	L	ERA	G	GS	CG	SV	IP	H	R	ER	HR	HB	BB	SO
1997	Athletics, Dominican	2	1	1.30	18	0	0	5	27.2	18	4	4	8	21		
1998	Athletics, Dominican	11	0	1.00	13	12	4	0	90.1	39	15	10	14	97		
1999	Athletics, Arizona	6	2	2.38	14	11	0	0	68.0	64	23	18	16	59		
2000	Visalia, California	7	4	3.61	48	7	0	15	97.1	103	54	39	29	98		
2001	Midland, Texas	1	2	2.82	55	0	0	11	60.2	56	24	19	27	44		
	Sacramento, Pacific Coast	1	0	3.60	4	0	0	0	5.0	7	2	2	5	6		
2002	Midland, Texas	3	3	3.74	62	0	0	4	65.0	64	36	27	33	54		

EUSTAQUIO GARCIA

IF

Born: Santo Domingo, Dominican Republic, March 5, 1982; **Home:** San Isidro, Dominican Republic

Bats: Right; **Throws:** Right; **Height:** 6-2; **Weight:** 166

Obtained: Signed as a non-drafted free agent, February 26, 1999

Signed by Luis Perez.

Year	Club	AVG.	G	AB	R	H	2B	3B	HR	RBI	SH	SF	HP	BB	SO	SB	CS	SLG	OBP	E
1999	Dominican A's (R)	.226	41	133	16	30	5	0	12	0	1	5	22	17	5	6	.263	.354	-	
2000	Dominican A's (R)	.220	56	200	26	44	4	1	18	3	0	3	21	32	10	2	.265	.304	-	
2001	Dominican A's (R)	.300	69	260	44	78	9	5	1	40	4	4	5	33	39	20	.385	.384	-	
2002	Arizona A's (R)	.267	47	176	36	47	8	2	3	26	0	2	4	19	31	4	.286	.346	14	

ISAAC GARCIA (FAMILIA)

IF

Born: San Juan De La Maguana, Dominican Republic, June 29, 1981; **Home:** Las Matas De Farfan, Dominican Republic

Bats: Right; **Throws:** Right; **Height:** 6-1; **Weight:** 165

Obtained: Signed as a non-drafted free agent, December 5, 1997

Signed by Angel Eusebio...led the Arizona League in runs (52) and hits (71) in 2000.

Year	Club	AVG.	G	AB	R	H	2B	3B	HR	RBI	SH	SF	HP	BB	SO	SB	CS	SLG	OBP	E
1998	Dominican A's (R)	.361	54	219	43	79	10	7	1	37	2	1	3	18	24	5	2	.484	.415	-
1999	Dominican A's (R)	.330	67	276	61	91	14	5	3	44	0	5	3	35	16	13	5	.449	.404	-
2000	Arizona A's (R)	.318	52	223	52	71	13	5	3	28	2	2	23	29	18	5	.462	.384	23	
2001	Modesto (A)	.250	53	168	11	42	7	1	2	16	0	3	1	8	40	5	1	.339	.283	9
2002	Visalia (A)	.135	34	104	15	14	2	0	1	12	1	2	0	9	31	1	1	.183	.200	12
	Modesto (A)	.355	40	93	21	33	5	0	2	14	0	1	1	7	17	1	2	.473	.402	3

Minor League Players

JAIRO GARCIA (PAULINO)

RHP

Born: Don Gregorio, Dominican Republic, March 7, 1983; **Home:** Juan Baron, Dominican Republic

Bats: Right; **Throws:** Right; **Height:** 6-0; **Weight:** 164

Obtained: Signed as a non-drafted free agent, January 31, 2000

Signed by Bernardino Rosario and Raymond Abreu.

Year	Club	W	L	ERA	G	GS	CG	SHO	SV	IP	H	R	ER	HR	HB	BB	IBB	SO	WP	BK
2000	Dominican A's (R)	6	2	3.26	11	10	0	0	0	47.0	33	24	17	2	5	29	0	56	5	1
2001	Arizona A's (R)	4	2	2.85	12	7	0	0	0	47.1	37	19	15	2	2	6	0	50	5	0
2002	Arizona A's (R)	2	1	2.44	13	8	0	0	1	59.0	56	24	16	5	3	17	0	66	4	1
	Vancouver (A)	0	3	7.30	3	3	0	0	0	12.1	15	11	10	1	1	7	0	16	1	1

JOSE ANDRES GARCIA (MONTAN)

OF

Born: Elias Pina, Dominican Republic, September 23, 1982; **Home:** Santo Domingo, Dominican Republic

Bats: Right; **Throws:** Right; **Height:** 6-3; **Weight:** 190

Obtained: Signed as a non-drafted free agent, January 19, 2001

Signed by Juan De La Cruz.

Year	Club	AVG.	G	AB	R	H	2B	3B	HR	RBI	SH	SF	HP	BB	SO	SB	CS	SLG	OBP	E
2001	Dominican A's (R)	.240	40	129	20	31	2	1	4	23	0	3	13	15	29	6	4	.364	.369	-
2002	Arizona A's (R)	.181	25	72	12	13	1	2	1	10	0	1	2	11	23	0	1	.292	.302	5

SONNY C. GARCIA

RHP

Born: Houston, Texas, September 10, 1976; **Home:** Houston, Texas

Bats: Right; **Throws:** Right; **Height:** 6-3; **Weight:** 215

Obtained: Selected from the Baltimore Orioles organization in the minor league portion of the Rule 5 draft, December 13, 2001.

Graduated from Charles H. Milby HS in 1994...attended Texas Southern University and won the NCAA Division I ERA title with a 1.77 ERA in 1997...was a two-time All-Southwest Athletic Conference selection...originally selected by the Baltimore Orioles organization in the 47th round of the 1998 June draft...led the Appalachian League in ERA (2.04) in 1998.

Year	Club	W	L	ERA	G	GS	CG	SHO	SV	IP	H	R	ER	HR	HB	BB	IBB	SO	WP	BK
1998	Bluefield (R)	4	2	2.04	12	8	0	0	0	57.1	39	15	13	2	1	19	0	77	3	4
	Delmarva (A)	2	0	2.52	4	4	1	0	0	25.0	17	9	7	2	1	9	0	21	5	1
1999	Delmarva (A)	3	5	5.81	13	12	0	0	0	62.0	68	46	40	6	8	19	0	44	5	0
2000	Delmarva (A)	6	7	3.74	26	21	1	0	0	110.2	106	55	46	12	5	38	1	123	2	1
2001	Frederick (A)	8	9	3.27	25	20	2	0	0	143.0	132	67	52	9	10	33	3	139	4	1
	Bowie (AA)	1	3	5.72	5	5	1	0	0	28.1	33	22	18	4	0	9	2	21	3	0
2002	Visalia (A)	2	1	1.09	6	6	0	0	0	33.0	32	4	4	1	2	8	0	34	1	2
	Midland (AA)	4	3	3.94	21	7	0	0	1	59.1	68	27	26	5	2	19	3	38	3	0

DANIEL JOSEPH GIBBONS

OF

Born: Toronto, Ontario, Canada, October 21, 1980; **Home:** Toronto, Ontario, Canada

Bats: Left; **Throws:** Right; **Height:** 6-3; **Weight:** 207

Obtained: Selected in the 24th round of the June, 2002 free agent draft.

Graduated from Humberstone Collegiate Institute (Toronto, Ontario) in 1999...graduated from North Central Texas Junior College in 2001...attended Central Michigan University...signed by Rich Sparks.

Year	Club	AVG.	G	AB	R	H	2B	3B	HR	RBI	SH	SF	HP	BB	SO	SB	CS	SLG	OBP	E
2002	Vancouver (A)	.120	20	50	7	6	1	0	0	3	0	1	0	7	9	0	0	.140	.224	2

CHRISTOPHER JAMES GILL

RHP

Born: San Diego, California, February 17, 1981; **Home:** Phoenix, Arizona

Bats: Right; **Throws:** Right; **Height:** 6-0; **Weight:** 188

Obtained: Selected in the 26th round of the June, 2001 draft

Graduated from Camelback HS (Phoenix, AZ) in 1999...attended Phoenix College...signed by John Kuehl.

Year	Club	W	L	ERA	G	GS	CG	SHO	SV	IP	H	R	ER	HR	HB	BB	IBB	SO	WP	BK
2001	Arizona A's (R)	3	1	6.00	13	1	0	0	0	24.0	23	20	16	1	1	9	0	21	1	0
2002	Vancouver (A)	4	2	4.13	20	0	0	0	0	28.1	30	15	13	1	1	17	0	24	3	0

Minor League Players

FRANCIS JAVIER GOMEZ (ALFONCECA)

IF

Born: La Romana, Dominican Republic, September 2, 1981; **Home:** La Romana, Dominican Republic

Bats: Right; **Throws:** Right; **Height:** 6-1; **Weight:** 165

Obtained: Signed as a non-drafted free agent, December 5, 1998

Signed by Angel Eusebio and Raymond Abreu.

Year	Club	AVG.	G	AB	R	H	2B	3B	HR	RBI	SH	SF	HP	BB	SO	SB	CS	SLG	OBP	E
1999	Dominican A's (R)	.233	66	257	50	60	14	2	4	43	1	1	4	50	52	10	5	.350	.365	-
2000	Arizona A's (R)	.355	17	62	17	22	3	1	3	28	0	0	0	11	10	8	1	.581	.452	10
2001	Visalia (A)	.234	120	384	43	90	15	2	5	45	7	3	4	28	100	9	7	.323	.291	38
2002	Arizona A's (R)	.261	6	23	6	6	0	1	1	4	0	0	0	4	4	2	0	.478	.370	2
	Vancouver (A)	.265	21	68	15	18	8	0	1	9	0	1	0	8	10	1	0	.426	.338	6

CRISTIAN GONZALEZ (LOPEZ)

RHP

Born: San Cristobal, Dominican Republic, June 17, 1979; **Home:** San Cristobal, Dominican Republic

Bats: Right; **Throws:** Right; **Height:** 5-11; **Weight:** 170

Obtained: Signed as a non-drafted free agent, November 9, 1996

Signed by Santiago Villalona.

Year	Club	W	L	ERA	G	GS	CG	SHO	SV	IP	H	R	ER	HR	HB	BB	IBB	SO	WP	BK
1997	Dominican A's (R)	4	3	2.52	21	2	0	0	6	71.1	71	24	20	1	1	14	0	32	6	0
1998	Dominican A's (R)	4	3	4.53	21	3	0	0	6	43.2	49	30	22	3	3	10	1	27	2	0
1999	Dominican A's (R)	8	2	1.90	14	11	2	0	1	90.0	56	21	19	3	6	25	0	89	5	0
2000	Modesto (A)	0	0	8.64	4	0	0	0	0	8.1	16	9	8	1	1	5	0	4	2	0
	Arizona A's (R)	3	1	5.27	14	6	0	0	1	54.2	78	45	32	6	6	8	1	36	0	0
2001	Vancouver (A)	2	7	2.67	16	16	0	0	0	87.2	90	36	26	4	5	15	1	59	5	2
2002	Visalia (A)	5	7	4.95	29	11	0	0	0	107.1	127	76	59	15	10	29	1	72	5	2

MATTHEW JONATHAN GROFF

DF

Born: Hollywood, Florida, March 28, 1978; **Home:** Fort Myers, Florida

Bats: Right; **Throws:** Right; **Height:** 6-2; **Weight:** 185

Obtained: Selected in the 28th round of the June, 2001 draft.

Graduated from Lehigh HS (Fort Myers, FL) in 1998...attended Tulane University...signed by Kelcey Mucker.

Year	Club	AVG.	G	AB	R	H	2B	3B	HR	RBI	SH	SF	HP	BB	SO	SB	CS	SLG	OBP	E
2001	Arizona A's (R)	.333	24	72	14	24	4	2	0	9	1	1	4	12	9	6	6	.444	.449	2
2002	Visalia (A)	.231	45	121	20	28	7	0	3	10	1	0	1	16	24	2	2	.364	.326	1

MARCUS EDWIN GWYN

RHP

Born: Tulsa, Oklahoma, November 4, 1977; **Home:** The Woodlands, Texas

Bats: Right; **Throws:** Right; **Height:** 6-3; **Weight:** 230

Obtained: Selected in the 7th round of the June, 2000 free agent draft.

Graduated from McCollough HS (The Woodlands, TX) in 1996...attended Rice University...signed by Steve Bowden.

Year	Club	W	L	ERA	G	GS	CG	SHO	SV	IP	H	R	ER	HR	HB	BB	IBB	SO	WP	BK
2000	Vancouver (A)	2	1	2.86	12	2	0	0	1	28.1	29	16	9	0	4	2	0	31	3	1
2001	Modesto (A)	3	13	4.63	28	25	0	0	0	140.0	137	85	72	9	9	59	3	101	6	0
2002	Arizona A's (R)	1	3	2.81	5	5	0	0	0	16.0	19	8	5	1	0	0	0	23	0	0
	Modesto (A)	1	3	5.97	8	7	0	0	0	34.2	40	27	23	4	3	20	0	30	1	1

JAMES RICHARD HARDEN

RHP

See biography in 2003 Non-Roster Players section, page 176.

DAVID IAN HARRIMAN

C

Born: Richmond, British Columbia, Canada, October 15, 1980; **Home:** Surrey, British Columbia, Canada

Bats: Right; **Throws:** Right; **Height:** 6-0; **Weight:** 200

Obtained: Selected in the 17th round of the June, 2002 free agent draft.

Graduated from Elgin Park HS (Surrey, BC) in 1998...attended Armstrong Atlantic State...signed by Billy Owens.

Year	Club	AVG.	G	AB	R	H	2B	3B	HR	RBI	SH	SF	HP	BB	SO	SB	CS	SLG	OBP	E
2002	Vancouver (A)	.234	32	77	6	18	1	0	1	8	3	0	1	5	11	3	0	.286	.289	2

Minor League Players

DAVID WAYNE HOOTEN

RHP

See biography in 2003 Non-Roster Players section, page 177.

CHRISTOPHER ROY HOWAY

RHP

Born: New Westminster, British Columbia, Canada, August 17, 1979; **Home:** New Westminster, British Columbia, Canada

Bats: Right; **Throws:** Right; **Height:** 6-3; **Weight:** 210

Obtained: Signed as a non-drafted free agent, June 14, 2002

Graduated from New Westminster (BC) HS in 1997...attended McNeese State University...signed by Gary McGraw.

Year	Club	W	L	ERA	G	GS	CG	SHO	SV	IP	H	R	ER	HR	HB	BB	IBB	SO	WP	BK
2002	Vancouver (A)	1	0	2.37	11	0	0	0	0	19.0	14	5	5	1	1	1	0	12	3	2

MATTHEW LOUIS HOWE

IF

Born: Pittsburgh, Pennsylvania, September 16, 1976; **Home:** Houston, Texas

Bats: Right; **Throws:** Right; **Height:** 6-0; **Weight:** 190

Obtained: Selected in the 29th round of the June, 1998 free agent draft

Graduated from Mayde Creek HS (Houston, TX) in 1995...attended Texas Christian University...signed by Tim Holt...is the son of former A's manager Art Howe.

Year	Club/League	AVG.	G	AB	R	H	2B	3B	HR	RBI	BB	SO	SB
1998	Southern Oregon, Northwest	.278	68	255	57	71	16	3	5	47	54	45	5
1999	Southern Oregon, Northwest	.301	64	229	44	69	12	2	14	45	48	49	9
	Visalia, California	.200	42	120	14	24	3	1	1	11	18	27	3
2000	Visalia, California	.255	104	364	60	93	17	1	13	55	45	77	10
2001	Modesto, California	.254	134	507	81	129	28	4	22	73	67	123	13
2002	Modesto, California	.256	71	277	42	71	17	1	11	53	31	66	8
	Midland, Texas	.257	57	187	20	48	15	1	4	19	25	50	4

STEVE WILLIAM JACKSON

IF

Born: Eureka, California, December 13, 1977; **Home:** Yakima, Washington

Bats: Right; **Throws:** Right; **Height:** 6-5; **Weight:** 235

Obtained: Signed as a non-drafted free agent, July 12, 2000

Graduated from Highland HS (Coviche, WA) in 1996...attended the University of Portland...signed by Gary McGraw.

Year	Club	AVG.	G	AB	R	H	2B	3B	HR	RBI	SH	SF	HP	BB	SO	SB	CS	SLG	OBP	E
2000	Arizona A's (R)	.350	25	80	13	28	9	1	1	26	0	2	2	20	22	0	1	.525	.481	1
	Vancouver (A)	.125	12	32	1	4	2	0	0	3	0	0	0	8	12	0	0	.188	.300	0
2001	Visalia (A)	.253	121	435	72	110	27	3	16	64	1	1	6	46	123	5	5	.439	.332	12
2002	Modesto (A)	.252	99	314	35	79	21	0	9	42	2	3	5	32	92	0	0	.404	.328	5

DANIEL RYAN JOHNSON

IF

Born: Coon Rapids, Minnesota, August 10, 1979; **Home:** Coon Rapids, Minnesota

Bats: Left; **Throws:** Right; **Height:** 6-2; **Weight:** 220

Obtained: Selected in the 7th round of the June, 2001 draft.

Graduated from Blaine (MN) HS in 1997...attended the University of Nebraska...signed by Jim Pransky.

Year	Club	AVG.	G	AB	R	H	2B	3B	HR	RBI	SH	SF	HP	BB	SO	SB	CS	SLG	OBP	E
2001	Vancouver (A)	.283	69	247	36	70	15	2	11	41	0	4	2	27	63	0	0	.494	.354	2
2002	Modesto (A)	.293	126	426	56	125	23	1	21	85	1	8	0	57	87	4	1	.500	.371	7

OTIS THOMAS KELLY

IF

Goes by "Tripp"

Born: Florence, South Carolina, May 27, 1979; **Home:** Florence, South Carolina

Bats: Right; **Throws:** Right; **Height:** 6-1; **Weight:** 210

Obtained: Signed as a non-drafted free agent, June 30, 2001

Graduated from the University of South Carolina in 2001...signed by Kelly Heath...named as the first baseman on the Arizona League Post-Season All-Star Team in 2001...led the league in on-base percentage (.433).

Year	Club	AVG.	G	AB	R	H	2B	3B	HR	RBI	SH	SF	HP	BB	SO	SB	CS	SLG	OBP	E
2001	Arizona A's (R)	.311	45	164	34	51	13	2	5	26	0	1	4	32	36	5	2	.506	.433	2
2002	Visalia (A)	.176	20	68	6	12	6	0	0	11	0	1	0	7	27	0	0	.265	.250	1
	Vancouver (A)	.190	35	100	6	19	3	1	0	11	0	1	1	13	34	3	0	.240	.287	3

Minor League Players

MARK WINSTON KIGER

IF

Born: San Diego, California, May 30, 1980; **Home:** San Diego, California

Bats: Right; **Throws:** Right; **Height:** 5-11; **Weight:** 180

Obtained: Selected in the 5th round of the June, 2002 free agent draft.

Attended the University of Florida...signed by John Poloni.

Year	Club	AVG.	G	AB	R	H	2B	3B	HR	RBI	SH	SF	HP	BB	SO	SB	CS	SLG	OBP	E
2002	Vancouver (A)	.244	66	246	44	60	12	1	5	27	7	3	0	40	58	7	4	.362	.346	12

TYLER ROBERT KLIPPENSTEIN

IF

Born: Calgary, Alberta, Canada, April 11, 1981; **Home:** Okotoks, Alberta, Canada

Bats: Right; **Throws:** Right; **Height:** 6-4; **Weight:** 210

Obtained: Selected in the 13th round of the June, 2002 free agent draft.

Graduated from Foothills Composite HS (Okotoks, Alberta) in 1999...graduated from Lethbridge Community College in 2001...attended the University of Lethbridge...signed by Gary McGraw.

Year	Club	AVG.	G	AB	R	H	2B	3B	HR	RBI	SH	SF	HP	BB	SO	SB	CS	SLG	OBP	E
2002	Arizona A's (R)	.205	51	205	25	42	7	1	3	30	1	0	3	16	54	6	3	.293	.271	8

BRADLEY HOUSTON KNOX

RHP

Born: Houston, Texas, May 27, 1982; **Home:** Houston, Texas

Bats: Right; **Throws:** Right; **Height:** 6-3; **Weight:** 208

Obtained: Selected in the 14th round of the June, 2002 draft

Graduated from Cypress Falls HS (Houston, TX) in 2000...attended Central Arizona College...signed by John Kuehl.

Year	Club	W	L	ERA	G	GS	CG	SHO	SV	IP	H	R	ER	HR	HB	BB	IBB	SO	WP	BK
2002	Arizona A's (R)	2	3	4.17	10	7	0	0	0	41.0	44	28	19	2	5	9	0	42	2	2

SHAWN ANDREW KOHN

RHP

Born: Madison, Wisconsin, January 28, 1980; **Home:** Snohomish, Washington

Bats: Right; **Throws:** Right; **Height:** 6-2; **Weight:** 200

Obtained: Selected in the 22nd round of the June, 2002 draft

Graduated from Woodinville (WA) HS in 1998...attended the University of Washington...signed by Gary McGraw.

Year	Club	W	L	ERA	G	GS	CG	SHO	SV	IP	H	R	ER	HR	HB	BB	IBB	SO	WP	BK
2002	Vancouver (A)	3	2	3.10	16	0	0	0	0	20.1	20	7	7	1	1	6	0	20	1	0

SHANE KENJI KOMINE

RHP

Born: Honolulu, Hawaii, October 18, 1980; **Home:** Honolulu, Hawaii

Bats: Right; **Throws:** Right; **Height:** 5-9; **Weight:** 175

Obtained: Selected in the 9th round of the June, 2002 draft

Graduated from Kalani (Honolulu, HI) HS in 1998...attended the University of Nebraska...signed by Jim Pransky.

Year	Club	W	L	ERA	G	GS	CG	SHO	SV	IP	H	R	ER	HR	HB	BB	IBB	SO	WP	BK
2002	Visalia (A)	1	3	5.96	18	0	0	0	0	25.2	23	20	17	2	1	20	3	22	3	0

GRAHAM CLINTON KOONCE

IF

See biography in 2003 Non-Roster Players section, page 179.

JACK BENTON KRAWCZYK

RHP

Born: Phoenix, Arizona, August 12, 1975; **Home:** Scottsdale, Arizona

Bats: Right; **Throws:** Right; **Height:** 6-4; **Weight:** 195

Obtained: Selected in the Minor League Rule 5 draft, December 16, 2002

Attended USC...originally drafted in the 25th round of the June 1998 draft by Milwaukee...signed by Brewers scout Corey Rodriguez...named to the California League Post-Season All-Star team in 2000.

Year	Club	W	L	ERA	G	GS	CG	SHO	SV	IP	H	R	ER	HR	HB	BB	IBB	SO	WP	BK
1998	Helena (R)	0	1	4.32	7	0	0	0	0	8.1	10	7	4	1	0	3	1	11	0	0
	Beloit (A)	3	1	4.69	19	3	0	0	0	40.1	37	23	21	3	1	11	1	42	0	0
1999	Beloit (A)	0	0	0.00	6	0	0	0	3	6.1	5	0	0	0	0	1	0	11	0	0
	Stockton (A)	5	4	4.68	41	1	0	0	2	77.0	87	48	40	8	1	19	2	74	3	0
2000	Mudville (A)	7	1	1.47	49	0	0	0	15	86.0	62	14	14	2	1	9	1	80	1	0
	Huntsville (AA)	0	0	4.50	1	0	0	0	0	4.0	4	2	2	1	0	1	0	2	0	0
2001	Huntsville (AA)	6	2	3.43	47	0	0	0	1	81.1	67	33	31	9	4	16	3	66	6	1
2002	Huntsville (AA)	5	3	2.71	44	0	0	0	5	66.1	54	22	20	3	3	15	0	69	3	0
	Indianapolis (AAA)	0	0	6.75	2	0	0	0	0	2.2	3	4	2	1	0	3	1	3	0	0
	High Desert (A)	0	2	6.52	6	0	0	0	2	9.2	13	10	7	3	0	3	0	12	0	0

Minor League Players

MICHAEL THOMAS KREMBLAS

C

Born: Columbus, Ohio, October 1, 1975; **Home:** Carroll, Ohio

Bats: Right; **Throws:** Right; **Height:** 6-0; **Weight:** 180

Obtained: Acquired from the Toronto Blue Jays for Tom Wilson, January 2, 2002

Attended Ohio State...originally drafted by Toronto in the 8th round of the June, 1998 draft.

Year	Club	AVG.	G	AB	R	H	2B	3B	HR	RBI	SH	SF	HP	BB	SO	SB	CS	SLG	OBP	E
1998	Medicine Hat (R)	.293	59	184	40	54	15	0	4	36	1	2	9	40	30	5	4	.440	.438	12
1999	Hagerstown (A)	.206	58	165	22	34	7	0	0	7	1	1	14	15	28	2	0	.248	.323	7
2000	Dunedin (A)	.281	25	64	15	18	2	1	0	10	0	1	6	16	7	1	0	.344	.460	3
	Tennessee (AA)	.275	30	69	16	19	4	0	1	6	5	2	10	9	14	1	1	.377	.422	6
2001	Dunedin (A)	.191	49	141	17	27	6	1	0	15	1	2	6	18	34	0	3	.248	.305	4
	Syracuse (AAA)	.222	4	9	3	2	0	0	0	0	0	0	1	1	4	0	0	.222	.364	1
2002	Visalia (A)	.246	20	57	11	14	4	0	0	5	1	1	13	9	10	1	2	.316	.450	2
	Midland (AA)	.199	51	141	15	28	2	0	0	7	2	2	7	17	35	1	2	.213	.311	11

MICHAEL EDWARD KUSIEWICZ

LHP

Born: Montreal, Quebec, Canada, November 1, 1976; **Home:** Nepean, Ontario, Canada

Bats: Right; **Throws:** Left; **Height:** 6-2; **Weight:** 185

Obtained: Signed as a free agent, January 2, 2003

Graduated from St. Pius X (Ottawa) High School...named MVP for the 1994 Canadian national team in the World Youth Championships...originally drafted by Colorado in the eighth round of the June, 1994 draft and was signed by Colorado scout Bill MacKenzie...led the South Atlantic League in ERA (2.06) in 1995 and the Eastern League in ERA (2.32) in 1998...earned Eastern League All-Star honors in 1998...claimed on waivers by Minnesota, November 2, 1999...claimed on waivers by Toronto, March 29...traded to the Boston organization for future considerations, March 29, 2001.

Year	Club	W	L	ERA	G	GS	CG	SHO	SV	IP	H	R	ER	HR	HB	BB	IBB	SO	WP	BK
1995	Asheville (A)	8	4	2.06	21	21	0	0	0	122.1	92	40	28	6	6	34	0	103	9	1
	Salem (A)	0	0	1.50	1	1	0	0	0	6.0	7	1	1	0	2	0	0	7	0	1
1996	New Haven (AA)	2	4	3.30	14	14	0	0	0	76.1	83	38	28	4	2	27	2	64	0	1
	Salem (A)	0	1	5.09	5	3	0	0	1	23.0	19	15	13	2	1	12	0	18	2	0
1997	New Haven (AA)	2	4	6.35	10	4	0	0	0	28.1	41	28	20	2	6	10	1	11	1	0
	Salem (A)	8	6	2.52	19	18	1	1	0	117.2	99	44	33	5	9	32	0	107	7	1
1998	New Haven (AA)	14	7	2.32	27	26	2	0	0	178.2	161	59	46	4	16	35	0	151	9	1
1999	Arizona Rockies (R)	1	3	5.47	6	6	0	0	0	24.2	26	16	15	0	2	9	0	27	1	1
2000	Tennessee (AA)	7	9	3.63	27	26	1	0	0	156.0	149	83	63	14	9	59	1	115	10	0
2001	Trenton (AA)	4	5	3.44	18	17	0	0	0	89.0	83	39	34	6	9	19	2	92	2	0
	Pawtucket (AAA)	2	2	4.66	8	7	0	0	0	36.2	42	23	19	3	2	12	0	31	1	0
2002	Pawtucket (AAA)	2	5	4.99	10	10	0	0	0	48.2	52	31	27	5	4	21	0	42	6	0
	Trenton (AA)	5	3	3.29	13	11	0	0	0	65.2	58	28	24	4	3	12	0	44	3	0

LEONARD LOUIS LANDEROS

LHP

Born: Exeter, California, December 12, 1980; **Home:** Hanford, California

Bats: Left; **Throws:** Left; **Height:** 6-3; **Weight:** 170

Obtained: Selected in the 29th round of the June, 2001 draft

Graduated from Hanford (CA) HS in 1999...attended College of the Sequoias...signed by Will Schock.

Year	Club	W	L	ERA	G	GS	CG	SHO	SV	IP	H	R	ER	HR	HB	BB	IBB	SO	WP	BK
2001	Arizona A's (R)	2	1	2.82	11	4	0	0	1	38.1	35	16	12	1	2	13	0	31	2	0
2002	Vancouver (A)	6	1	3.28	21	1	0	0	0	49.1	53	25	18	2	5	14	0	39	4	1

CHARLES LARRY LEHR

RHP

Goes by "Justin"

Born: Orange, California, August 3, 1977; **Home:** West Covina, California

Bats: Right; **Throws:** Right; **Height:** 6-1; **Weight:** 200

Obtained: Selected in the 8th round of the June, 1999 free agent draft

Attended the University of Southern California.

Year	Club/League	W	L	ERA	G	GS	CG	SV	IP	H	R	ER	BB	SO
1999	Southern Oregon, Northwest	2	6	5.95	14	4	0	0	42.1	62	36	28	17	40
2000	Modesto, California	13	6	3.19	29	25	0	0	175.0	161	71	62	46	138
	Sacramento, Pacific Coast	0	0	11.25	1	1	0	0	4.0	7	5	5	3	3
2001	Midland, Texas	11	12	5.45	29	27	0	0	155.1	206	107	94	43	103
2002	Midland, Texas	8	3	4.05	58	0	0	4	80.0	88	39	36	31	59

Minor League Players

BRIGMER JOSE LEON

RHP

Born: Cumana, Sucre, Venezuela, April 7, 1981; **Home:** Cumana, Sucre, Venezuela

Bats: Right; **Throws:** Right; **Height:** 6-3; **Weight:** 165

Obtained: Signed as a non-drafted free agent, October 23, 1997

Signed by Julio Franco.

Year	Club	W	L	ERA	G	GS	CG	SHO	SV	IP	H	R	ER	HR	HB	BB	IBB	SO	WP	BK
1998	Dominican A's (R)	0	2	5.11	4	3	0	0	0	12.1	12	9	7	1	3	2	0	12	2	1
1999	Dominican A's (R)	8	4	2.10	15	13	1	0	0	90.0	64	38	21	3	4	21	0	69	4	2
2000	Dominican A's (R)	0	0	0.00	1	1	0	0	0	4.0	2	0	0	0	0	1	0	7	0	0
	Arizona A's (R)	1	0	3.34	12	1	0	0	1	32.1	28	15	12	3	4	5	1	15	1	0
2001	Arizona A's (R)	4	3	3.28	14	7	0	0	0	46.2	46	26	17	2	3	7	0	40	4	4
2002	Vancouver (A)	3	1	3.96	18	1	0	0	0	38.2	36	23	17	3	4	10	1	32	4	2

MICHAEL FREDERICK LOCKWOOD

OF

Born: Columbus, Ohio, December 27, 1976; **Home:** Powell, Ohio

Bats: Left; **Throws:** Left; **Height:** 6-0; **Weight:** 190

Obtained: Selected in the 23rd round of the June, 1999 free agent draft

Graduated from Worthington Kilbourne (OH) HS in 1995...attended Ohio State University...signed by Rich Sparks.

Year	Club/League	AVG.	G	AB	R	H	2B	3B	HR	RBI	BB	SO	SB
1999	Southern Oregon, Northwest	.361	69	255	48	92	18	5	7	51	39	49	6
2000	Modesto, California	.314	47	159	42	50	12	0	6	35	46	25	9
	Midland, Texas	.309	56	236	45	73	16	1	4	31	21	33	1
	Sacramento, Pacific Coast	.254	36	126	14	32	3	0	1	13	17	14	0
2001	Midland, Texas	.260	131	493	71	128	36	3	6	69	49	80	9
2002	Midland, Texas	.242	135	501	68	121	25	7	3	49	60	66	5

LUIS LOPEZ

IF

See biography in 2003 Non-Roster Players section, page 181.

CHRISTOPHER EUGENE MABEUS

RHP

Born: Peoria, Illinois, February 11, 1979; **Home:** Soldotna, Arkansas

Bats: Right; **Throws:** Right; **Height:** 6-3; **Weight:** 210

Obtained: Selected in the 13th round of the June, 2001 draft

Graduated from Soldotna (AK) HS in 1997...attended Eastern Arizona College and Lewis-Clark State...signed by Gary McGraw.

Year	Club	W	L	ERA	G	GS	CG	SHO	SV	IP	H	R	ER	HR	HB	BB	IBB	SO	WP	BK
2001	Vancouver (A)	2	5	4.50	20	8	0	0	2	62.0	75	34	31	3	0	18	0	28	3	1
2002	Modesto (A)	3	1	4.04	37	1	0	0	1	84.2	97	39	38	3	0	32	4	69	6	1

PEDRO EMILIO MARTINEZ (FRIA)

LHP

Born: Santo Domingo, Dominican Republic; **Home:** Santo Domingo, Dominican Republic

Bats: Left; **Throws:** Left; **Height:** 6-2; **Weight:** 165

Obtained: Signed as a non-drafted free agent, December 8, 1999

Signed by Angel Eusebio and Raymond Abreu.

Year	Club	W	L	ERA	G	GS	CG	SHO	SV	IP	H	R	ER	HR	HB	BB	IBB	SO	WP	BK
2000	Dominican A's (R)	3	2	2.55	13	13	1	0	0	60.0	45	26	17	0	7	37	0	59	10	1
2001	Arizona A's (R)	1	1	4.09	16	3	0	0	0	22.0	24	13	10	2	3	6	0	22	1	1
2002	Arizona A's (R)	2	0	4.64	10	2	0	0	1	21.1	22	15	11	1	1	7	0	19	7	1

CHRISTOPHER BRYAN MAZUR

LHP

Born: Lumberton, North Carolina, July 26, 1977; **Home:** Elizabethtown, North Carolina

Bats: Left; **Throws:** Left; **Height:** 6-0; **Weight:** 175

Obtained: Selected in the 17th round of the June, 1999 free agent draft

Graduated from East Bladen (Elizabethtown, NC) HS in 1995...attended the University of North Carolina-Wilmington...signed by Billy Owens...was a left handed relief pitcher on the 1999 Northwest League post-season All-Star team.

Year	Club/League	W	L	ERA	G	GS	CG	SV	IP	H	R	ER	BB	SO
1999	So. Oregon, Northwest	5	2	3.35	23	0	0	8	40.1	36	20	15	17	29
2000	Modesto, California	5	3	3.64	36	2	0	7	76.2	81	34	31	23	68
2001	Visalia, California	3	7	5.95	48	0	0	5	62.0	81	48	41	27	45
	Midland, Texas	0	0	1.93	6	0	0	0	4.2	10	1	1	1	2

Injured — Did Not Pitch

Minor League Players

MARCUS ANDRE MCBETH

OF

Born: Spartanburg, South Carolina, August 23, 1980; **Home:** Enoree, South Carolina

Bats: Right; **Throws:** Right; **Height:** 6-1; **Weight:** 185

Obtained: Selected in the 4th round of the June, 2001 draft

Attended the University of South Carolina...signed by Kelly Heath on August 16, 2001 and did not play in 2001.

Year	Club	AVG.	G	AB	R	H	2B	3B	HR	RBI	SH	SF	HP	BB	SO	SB	CS	SLG	OBP	E
2002	Visalia (A)	.227	76	255	45	58	7	3	10	39	5	5	7	29	73	14	6	.396	.318	3
	Arizona A's (R)	.333	4	9	5	3	0	0	0	0	0	0	0	3	0	3	0	.333	.500	0

LOUIS DERELL MCCALL II

RHP

Goes by "Derell"

Born: Pensacola, Florida, September 22, 1981; **Home:** Cantonment, Florida

Bats: Right; **Throws:** Right; **Height:** 6-3; **Weight:** 205

Obtained: Selected in the 10th round of the June, 2000 free agent draft

Graduated from J.M. Tate HS (Gonzalez, FL) in 2000...signed by John Poloni.

Year	Club	W	L	ERA	G	GS	CG	SHO	SV	IP	H	R	ER	HR	HB	BB	IBB	SO	WP	BK
2000	Arizona A's (R)	5	3	4.10	13	8	0	0	0	48.1	56	27	22	1	2	16	0	32	3	3
2001	Modesto (A)	1	6	4.15	39	4	0	0	3	86.2	105	50	40	8	1	20	2	55	10	1
2002	Modesto (A)	8	5	3.32	25	23	1	0	0	132.2	140	54	49	4	10	50	3	82	13	4

DAVID ANDREW MCCARTY

IF

See biography in 2003 Non-Roster Players section, page 184.

JOHN CLIFFORD MCCURDY

IF

Born: Pittsburgh, Pennsylvania, April 17, 1981; **Home:** Crofton, Maryland

Bats: Right; **Throws:** Right; **Height:** 6-2; **Weight:** 195

Obtained: Selected in the 1st round (26th selection overall) of the June, 2002 free agent draft.

Attended the University of Maryland...signed by Kelly Heath.

Year	Club	AVG.	G	AB	R	H	2B	3B	HR	RBI	SH	SF	HP	BB	SO	SB	CS	SLG	OBP	E
2002	Vancouver (A)	.242	56	223	33	54	9	1	3	29	1	4	2	12	57	5	1	.332	.282	20

KEVIN IGNATIUS MCGERRY

RHP

Born: Philadelphia, Pennsylvania, August 24, 1979; **Home:** Philadelphia, Pennsylvania

Bats: Right; **Throws:** Right; **Height:** 6-3; **Weight:** 215

Obtained: Selected in the 4th round of the June, 2000 free agent draft

Graduated from Father Judge HS (Philadelphia, PA) in 2000...attended St. John's University...signed by Tom Clark.

Year	Club	W	L	ERA	G	GS	CG	SHO	SV	IP	H	R	ER	HR	HB	BB	IBB	SO	WP	BK
2000	Vancouver (A)	2	2	5.91	13	8	0	0	0	35.0	29	27	23	2	3	24	0	37	8	1
2001	Modesto (A)	1	7	8.49	15	9	0	0	0	35.0	39	45	33	4	5	45	0	30	3	0
	Vancouver (A)	0	1	19.50	8	0	0	0	0	6.0	4	15	13	0	4	17	0	7	6	0
2002																				

(Injured — Did not pitch)

WILLIAM EDWARD MCMILLON

OF

See biography in 2003 Non-Roster Players section, page 186.

JORGE MANUEL MEJIA (HIDALGO)

IF

Born: Santo Domingo, Dominican Republic, August 15, 1982; **Home:** Santo Domingo, Dominican Republic

Bats: Right; **Throws:** Right; **Height:** 6-1; **Weight:** 165

Obtained: Signed as a non-drafted free agent, November 17, 1998

Signed by Angel Eusebio.

Year	Club	AVG.	G	AB	R	H	2B	3B	HR	RBI	SH	SF	HP	BB	SO	SB	CS	SLG	OBP	E
1999	Dominican A's-W (R)	.248	62	226	35	56	7	3	0	23	3	2	2	37	41	7	6	.305	.356	-
	Dominican A's-W (R)	.266	23	79	16	21	3	2	0	5	2	0	2	14	16	3	2	.354	.389	-
	Dominican A's-E (R)	.238	39	147	19	35	4	1	0	18	1	2	0	23	25	4	4	.279	.337	-
2000	Dominican A's-W (R)	.254	67	279	47	71	11	6	3	29	2	2	2	40	46	6	1	.369	.350	-
2001	Dominican A's-W (R)	.241	69	249	47	60	14	4	2	33	2	4	2	56	53	16	5	.353	.379	-
2002	Arizona A's (R)	.240	35	129	19	31	4	0	0	14	1	1	2	10	33	4	1	.271	.303	11

Minor League Players

LEKIS ADELIN MEJIA (ORTIZ)

C

Born: Bani, Dominican Republic, October 14, 1981; **Home:** Bani, Dominican Republic
Bats: Right; **Throws:** Right; **Height:** 6-1; **Weight:** 186
Obtained: Signed as a non-drafted free agent, September 14, 1999
 Signed by Bernardino Rosario.

Year	Club	AVG.	G	AB	R	H	2B	3B	HR	RBI	SH	SF	HP	BB	SO	SB	CS	SLG	OBP	E
2000	Dominican A's-W (R)	.283	45	184	31	52	7	4	5	38	0	3	2	17	38	3	4	.446	.345	-
	Dominican A's-E (R)	.250	16	60	7	15	3	2	1	13	0	1	0	6	14	0	0	.417	.313	-
2001	Dominican A's-W (R)	.261	67	241	39	63	14	1	7	42	1	4	1	21	49	8	6	.415	.318	-
2002	Dominican A's-E (R)	.263	4	19	3	5	1	0	1	3	0	0	0	4	0	0	0	.474	.263	-
	Arizona A's (R)	.277	25	94	14	26	5	1	4	16	0	1	2	2	17	1	1	.479	.303	15

ADAM MICHAEL MELHUSE

C

See biography in 2003 Non-Roster Players section, page 190.

MITCHELL WADE MELUSKEY

C

See biography in 2003 Non-Roster Players section, page 192.

GREGORY JOHN METZGER

C

Born: San Rafael, California, June 12, 1980; **Home:** Trumbull, Connecticut
Bats: Right; **Throws:** Right; **Height:** 6-2; **Weight:** 210
Obtained: Signed as a non-drafted free agent, June 8, 2002
 Graduated from Trumbull (CT) HS in 1998...graduated from Brown University in 2002...signed by Tom Clark.

Year	Club	AVG.	G	AB	R	H	2B	3B	HR	RBI	SH	SF	HP	BB	SO	SB	CS	SLG	OBP	E
2002	Arizona A's (R)	.250	31	112	19	28	4	1	5	12	0	2	7	7	35	2	1	.438	.328	3

FRANKLIN JOSE MORBAN (CARD)

C

Born: San Cristobal, Dominican Republic, May 9, 1984; **Home:** San Cristobal, Dominican Republic
Bats: Right; **Throws:** Right; **Height:** 6-1; **Weight:** 194
Obtained: Signed as a non-drafted free agent, February 8, 2001
 Signed by Bernardino Rosario.

Year	Club	AVG.	G	AB	R	H	2B	3B	HR	RBI	SH	SF	HP	BB	SO	SB	CS	SLG	OBP	E
2001	Dominican A's-W (R)	.182	51	170	18	31	6	1	0	15	2	0	1	20	46	1	1	.229	.272	-
2002	Arizona A's (R)	.160	17	50	2	8	2	1	0	4	1	1	1	4	15	1	0	.240	.232	5

JED REARDON MORRIS

C

Born: Eugene, Oregon, March 4, 1980; **Home:** Ripon, California
Bats: Left; **Throws:** Right; **Height:** 5-11; **Weight:** 185
Obtained: Selected in the 36th round of the June, 2002 free agent draft.
 Graduated from Clear Lake HS (Houston, TX) in 1998...graduated from Tyler Junior College...attended the University of Nebraska...signed by Jim Pransky.

Year	Club	AVG.	G	AB	R	H	2B	3B	HR	RBI	SH	SF	HP	BB	SO	SB	CS	SLG	OBP	E
2002	Vancouver (A)	.264	31	87	6	23	7	0	1	16	1	2	7	13	20	1	1	.379	.394	0

CHRISTOPHER ROSS MOWDAY

RHP

Born: August 24, 1981, Brisbane, Australia; **Home:** Strathpine, Queensland, Australia
Bats: Right; **Throws:** Right; **Height:** 6-4; **Weight:** 210
Obtained: Acquired from the Toronto Blue Jays with minor league infielder Mike Rouse for pitcher Cory Lidle, November 16, 2002
 Originally signed by the Toronto organization as a non-drafted free agent, October 23, 1997.

Year	Club	W	L	ERA	G	GS	CG	SHO	SV	IP	H	R	ER	HR	HB	BB	IBB	SO	WP	BK
1998	Medicine Hat (R)	1	0	10.13	10	0	0	0	0	10.2	12	15	12	0	4	15	0	8	7	3
1999	Medicine Hat (R)	2	6	5.97	16	1	0	0	1	28.2	34	25	19	3	2	12	0	28	7	1
2000	Queens (A)	5	2	3.39	15	13	0	0	0	71.2	61	32	27	1	4	41	0	65	8	0
2001	Charleston-WV (A)	0	1	5.64	13	1	0	0	0	22.1	22	16	14	2	4	9	0	27	3	0
	Auburn (A)	4	3	3.89	17	2	0	0	0	37.0	28	17	16	2	5	21	1	50	5	1
2002	Dunedin (A)	1	1	4.32	10	0	0	0	0	16.2	17	9	8	4	1	10	1	17	3	0
	Charleston-WV (A)	2	1	2.67	27	4	0	0	1	70.2	51	30	21	5	3	25	0	88	4	0

Minor League Players

JEFFREY GEORGE MUESSIG

RHP

Born: Mt. Sinai, New York, February 27, 1982; **Home:** Mt. Sinai, New York

Bats: Right; **Throws:** Right; **Height:** 6-2; **Weight:** 185

Obtained: Selected in the 20th round of the June, 2001 draft

Graduated from Mt. Sinai (NY) HS in 2000...attended Briarcliffe College...signed by Tom Clark.

Year	Club	W	L	ERA	G	GS	CG	SHO	SV	IP	H	R	ER	HR	HB	BB	IBB	SO	WP	BK
2001	Arizona A's (R)	5	0	2.41	14	0	0	0	0	18.2	14	5	5	0	2	7	0	18	2	0
2002	Vancouver (A)	2	0	1.78	24	0	0	0	5	30.1	16	8	6	1	3	16	0	47	2	0

WILLIAM R.W. MURPHY

LHP

Born: Anaheim, California, May 9, 1981; **Home:** Riverside, California

Bats: Left; **Throws:** Left; **Height:** 6-0; **Weight:** 190

Obtained: Selected in the 3rd round of the June, 2002 draft

Graduated from Arlington (Riverside, CA) HS in 1999...attended Cal State Northridge...signed by Rick Magnante.

Year	Club	W	L	ERA	G	GS	CG	SHO	SV	IP	H	R	ER	HR	HB	BB	IBB	SO	WP	BK
2002	Vancouver (A)	1	4	4.57	13	9	0	0	0	41.1	28	23	21	2	2	35	0	46	4	0

CLINTON CASEY MYERS

C

Born: Mesa, Arizona, October 23, 1979; **Home:** Phoenix, Arizona

Bats: Right; **Throws:** Right; **Height:** 5-11; **Weight:** 210

Obtained: Selected in the 9th round of the June, 2001 draft

Graduated from Casa Grande (AZ) HS in 1997...graduated from Arizona State in 2001...signed by John Kuehl...was the catcher on the Northwest League All-Star team in 2001.

Year	Club	AVG.	G	AB	R	H	2B	3B	HR	RBI	SH	SF	HP	BB	SO	SB	CS	SLG	OBP	E
2001	Vancouver (A)	.278	59	198	24	55	15	0	7	35	2	2	9	22	34	0	0	.460	.372	5
2002	Modesto (A)	.247	60	219	23	54	16	0	4	30	1	3	4	24	33	1	2	.374	.328	0

AUSTIN BLAINE NAGLE

OF

Born: Baton Rouge, Louisiana, October 20, 1982; **Home:** Lake Charles, Louisiana

Bats: Right; **Throws:** Right; **Height:** 6-1; **Weight:** 190

Obtained: Selected in the 6th round of the June, 2001 draft

Graduated from Barbe HS (Lake Charles, LA) in 2001...signed by Kelsey Mucker and Steve Bowden.

Year	Club	AVG.	G	AB	R	H	2B	3B	HR	RBI	SH	SF	HP	BB	SO	SB	CS	SLG	OBP	E
2001	Arizona A's (R)	.250	50	188	36	47	7	9	0	22	2	1	2	26	53	7	5	.383	.346	1
2002	Modesto (A)	.218	64	216	26	47	13	2	2	25	1	2	0	27	58	3	2	.324	.302	6
	Vancouver (A)	.215	41	144	12	31	9	1	1	13	2	1	2	14	38	1	3	.313	.292	1

ANDY LEE NEUFELD

IF

Born: Winter Park, Florida, February 21, 1979; **Home:** Winter Springs, Florida

Bats: Left; **Throws:** Right; **Height:** 5-11; **Weight:** 175

Obtained: Selected in the 25th round of the June, 2001 draft

Graduated from Oviedo (FL) HS in 1997...attended the University of Georgia...signed by Billy Owens

Year	Club	AVG.	G	AB	R	H	2B	3B	HR	RBI	SH	SF	HP	BB	SO	SB	CS	SLG	OBP	E
2001	Vancouver (A)	.178	55	157	15	28	5	1	1	13	2	2	2	19	41	8	3	.242	.272	9
2002	Modesto (A)	.261	39	111	22	29	5	1	1	8	0	0	0	19	26	3	2	.351	.369	4

KIRK THOMAS NORDNESS

OF

Born: Portland, Oregon, December 20, 1979; **Home:** Beaverton, Oregon

Bats: Right; **Throws:** Right; **Height:** 6-0; **Weight:** 200

Obtained: Selected in the 12th round of the June, 2002 draft

Graduated from Beaverton (OR) HS in 1998...attended Armstrong Atlantic State University...signed by Billy Owens.

Year	Club	AVG.	G	AB	R	H	2B	3B	HR	RBI	SH	SF	HP	BB	SO	SB	CS	SLG	OBP	E
2002	Vancouver (A)	.227	12	44	8	10	4	0	0	5	0	1	1	5	7	0	0	.318	.314	0

STEPHEN HARDIN OBENCHAIN

RHP

Born: South Bend, Indiana, July 29, 1981; **Home:** Henderson, Kentucky

Bats: Right; **Throws:** Right; **Height:** 6-5; **Weight:** 210

Obtained: Selected as a supplemental pick following the 1st round (37th selection overall) of the June, 2002 draft

Graduated from Reitz Memorial (Evansville, IN) HS in 1999...attended the University of Evansville...signed by Rich Sparks...selected as a supplemental pick for the loss of free agent Jason Isringhausen to St. Louis.

Year	Club	W	L	ERA	G	GS	CG	SHO	SV	IP	H	R	ER	HR	HB	BB	IBB	SO	WP	BK
2002	Vancouver (A)	2	3	2.85	11	10	0	0	0	41.0	35	18	13	1	4	10	1	29	2	1
	Visalia (A)	2	0	3.00	4	4	0	0	0	24.0	23	8	8	2	0	3	0	10	1	0

Minor League Players

MATTHEW TYRRELL O'BRIEN

LHP

Born: Seattle, Washington, February 22, 1977; **Home:** Seattle, Washington

Bats: Left; **Throws:** Left; **Height:** 6-0; **Weight:** 180

Obtained: Selected in the 18th round of the June, 2000 free agent draft

Graduated from Seattle Prep (WA) in 1995...graduated from Washington State in 2000...signed by Gary McGraw.

Year	Club	W	L	ERA	G	GS	CG	SHO	SV	IP	H	R	ER	HR	HB	BB	IBB	SO	WP	BK
2000	Vancouver (A)	3	3	2.55	13	8	0	0	0	49.1	46	21	14	5	2	19	0	38	1	1
	Modesto (A)	2	0	1.50	4	3	0	0	0	18.0	10	6	3	1	0	7	0	24	0	0
2001	Visalia (A)	9	9	4.70	27	24	0	0	0	145.2	161	86	76	12	6	39	0	148	12	0
2002	Modesto (A)	1	2	1.80	3	3	0	0	0	15.0	16	7	3	0	0	3	0	15	4	0
	Midland (AA)	1	3	2.98	54	0	0	0	2	63.1	47	29	21	7	3	20	2	49	2	0

LUIS JULIAN PEREZ

OF

Born: Caracas, Venezuela, August 17, 1983; **Home:** Los Teques, Venezuela

Bats: Right; **Throws:** Right; **Height:** 6-0; **Weight:** 160

Obtained: Signed as a non-drafted free agent, November 27, 1999

Signed by Julio Franco...named to the Arizona League post-season All-Star team as the designated hitter.

Year	Club	AVG.	G	AB	R	H	2B	3B	HR	RBI	SH	SF	HP	BB	SO	SB	CS	SLG	OBP	E
2002	Arizona A's (R)	.339	42	168	33	57	8	4	4	32	1	1	4	16	18	8	7	.506	.407	6

JOSEPH ROBERT PICKENS

RHP

Goes by "J.R."

Born: Plano, Texas, June 22, 1980; **Home:** Liberty, Texas

Bats: Left; **Throws:** Right; **Height:** 6-1; **Weight:** 210

Obtained: Selected in the 10th round of the June, 2002 draft

Graduated from Liberty (TX) HS in 1999...attended the University of Mississippi...signed by Kelcey Mucker.

Year	Club	W	L	ERA	G	GS	CG	SHO	SV	IP	H	R	ER	HR	HB	BB	IBB	SO	WP	BK
2002	Vancouver (A)	0	0	0.00	1	0	0	0	1	2.0	0	0	0	0	0	1	0	2	0	0

JONATHAN BRETT PRICE

LHP

Goes by "Brett"

Born: Columbia, South Carolina, December 7, 1979; **Home:** Leesville, South Carolina

Bats: Left; **Throws:** Left; **Height:** 5-10; **Weight:** 165

Obtained: Selected in the 14th round of the June, 2001 draft

Graduated from Batesburg-Leesville HS (Leesville, SC) in 1998...attended the University of South Carolina...signed by Kelly Heath...named to the Northwest League Post-Season All-Star team in 2001 as the left handed reliever.

Year	Club	W	L	ERA	G	GS	CG	SHO	SV	IP	H	R	ER	HR	HB	BB	IBB	SO	WP	BK
2001	Vancouver (A)	7	2	2.34	20	4	0	0	0	50.0	32	18	13	2	3	31	0	59	3	0
2002	Modesto (A)	2	5	3.09	35	2	0	0	2	46.2	42	22	16	4	3	28	1	61	6	0

CHRISTIAN MICHAEL PRIETO

OF

See biography in 2003 Non-Roster Players section, page 194.

JUAN PASTOR RAMIREZ (CRUZ)

C

Born: Monte Plata, Dominican Republic, September 16, 1983; **Home:** Monte Plata, Dominican Republic

Bats: Right; **Throws:** Right; **Height:** 5-11; **Weight:** 183

Obtained: Signed as a non-drafted free agent, December 12, 2000

Signed by Juan De La Cruz.

Year	Club	AVG.	G	AB	R	H	2B	3B	HR	RBI	SH	SF	HP	BB	SO	SB	CS	SLG	OBP	E
2001	Dominican A's (R)	.205	27	83	9	17	5	0	1	7	2	1	1	7	17	0	0	.301	.272	-
2002	Dominican A's (R)	.455	3	11	2	5	1	0	0	2	0	0	0	3	1	1	0	.545	.571	-
	Arizona A's (R)	.229	16	48	6	11	2	0	0	5	2	0	2	8	15	3	1	.271	.362	2

ANIBAL JOSE REINOSO

RHP

Born: Valverde Mao, Dominican Republic, June 22, 1983; **Home:** Puerto Plata, Dominican Republic

Bats: Right; **Throws:** Right; **Height:** 6-1; **Weight:** 170

Obtained: Signed as a non-drafted free agent, November 28, 2000

Signed by Raymond Abreu.

Minor League Players

Year	Club	W	L	ERA	G	GS	CG	SHO	SV	IP	H	R	ER	HR	HB	BB	IBB	SO	WP	BK
2001	Dominican A's (R)	5	4	3.33	14	14	1	1	0	92.0	96	48	34	4	2	23	1	65	7	0
2002	Dominican A's (R)	0	1	9.00	1	1	0	0	0	4.0	7	5	4	0	0	1	0	3	1	0
	Arizona A's (R)	1	0	12.54	10	2	0	0	0	18.2	38	32	26	6	2	9	1	9	3	1

JOHN PHILIP RHEINECKER

LHP

See biography in 2003 Non-Roster Players section, page 196.

LUCAS MICHAEL ROBERTSON

RHP

Born: Wichita, Kansas, June 30, 1979; **Home:** Valley Center, Kansas

Bats: Right; **Throws:** Right; **Height:** 6-4; **Weight:** 220

Obtained: Signed as a non-drafted free agent, August 19, 2001

Graduated from Maize (KS) HS in 1997...attended Kansas State...signed by Tim Holt and Tom Clark on August 19, 2001 and did not pitch that year.

Year	Club	W	L	ERA	G	GS	CG	SHO	SV	IP	H	R	ER	HR	HB	BB	IBB	SO	WP	BK
2002	Modesto (A)	6	5	4.23	29	15	0	0	1	121.1	106	61	57	9	5	34	2	144	3	1

OSCAR M. ROBLES

IF

See biography in 2003 Non-Roster Players section, page 198.

MANUEL ENRIQUE RODRIGUEZ

RHP

Born: Jusepin, Monagas, Venezuela, May 2, 1981; **Home:** Jusepin, Monagas, Venezuela

Bats: Right; **Throws:** Right; **Height:** 6-2; **Weight:** 165

Obtained: Signed as a non-drafted free agent, March 11, 1999

Signed by Julio Franco.

Year	Club	W	L	ERA	G	GS	CG	SHO	SV	IP	H	R	ER	HR	HB	BB	IBB	SO	WP	BK
1999	Dominican A's (R)	1	4	3.33	15	11	0	0	0	73.0	84	55	27	2	2	30	0	37	9	1
2000										(Did not pitch)										
2001	Arizona A's (R)	2	2	4.12	17	0	0	0	0	19.2	25	14	9	1	0	9	0	21	4	0
2002	Vancouver (R)	5	0	1.91	21	0	0	0	1	37.2	27	9	8	3	3	15	2	26	4	2

Year	Club	AVG.	G	AB	R	H	2B	3B	HR	RBI	SH	SF	HP	BB	SO	SB	CS	SLG	OBP	E
2000	Dominican A's (R)	.303	47	178	18	54	9	1	0	34	1	0	1	24	27	3	3	.365	.389	-

WILLIAM RAFAEL RODRIGUEZ (DIAZ)

OF

Born: Santiago, Dominican Republic, May 8, 1984; **Home:** Santiago, Dominican Republic

Bats: Left; **Throws:** Left; **Height:** 6-0; **Weight:** 175

Obtained: Signed as a non-drafted free agent, November 15, 2000

Signed by Angel Eusebio.

Year	Club	AVG.	G	AB	R	H	2B	3B	HR	RBI	SH	SF	HP	BB	SO	SB	CS	SLG	OBP	E
2001	Dominican A's (R)	.209	63	196	24	41	7	1	4	26	3	3	7	24	77	4	7	.316	.313	-
2002	Dominican A's (R)	.222	3	9	1	2	1	0	0	3	0	0	0	5	3	1	2	.333	.500	-
	Arizona A's (R)	.217	38	120	22	26	6	2	1	12	0	1	7	30	46	3	1	.325	.399	3

NICHOLAS WYLIE ROGERS

OF

Born: Baltimore, Maryland, December 12, 1979; **Home:** Ponte Vedra, Florida

Bats: Right; **Throws:** Right; **Height:** 6-1; **Weight:** 210

Obtained: Signed as a non-drafted free agent, June 25, 2002

Graduated from The Bolles School (Jacksonville, FL) in 1998...graduated from Tallahassee Community College in 2000...attended Florida State University...signed by John Poloni...named to the Arizona League Post-Season All-Star team as an outfielder in 2002.

Year	Club	AVG.	G	AB	R	H	2B	3B	HR	RBI	SH	SF	HP	BB	SO	SB	CS	SLG	OBP	E
2002	Arizona A's (R)	.337	47	178	33	60	8	6	0	33	1	1	2	31	40	21	1	.449	.439	6

MICHAEL JOHN-FERRERO ROSE

C

See biography in 2003 Non-Roster Players section, page 200.

Minor League Players

MICHAEL GREGORY ROUSE

IF

Born: San Jose, California, April 25, 1980; **Home:** San Jose, California

Bats: Left; **Throws:** Right; **Height:** 5-11; **Weight:** 185

Obtained: Acquired from the Toronto Blue Jays with Chris Mowday for Cory Lidle, November 16, 2002

Attended Cal State Fullerton...originally drafted by Toronto in the 5th round of the June, 2001 draft and was signed by Blue Jays scout Demerius Pittman.

Year	Club	AVG.	G	AB	R	H	2B	3B	HR	RBI	SH	SF	HP	BB	SO	SB	CS	SLG	OBP	E
2001	Dunedin (A)	.272	48	180	27	49	17	2	5	24	6	1	2	13	45	3	1	.472	.327	5
2002	Tennessee (AA)	.260	71	231	35	60	11	0	9	43	4	4	2	29	47	7	6	.424	.342	17

ADIEL SANCHEZ (MORA)

LHP

Born: San Juan, Dominican Republic, August 27, 1982; **Home:** Santo Domingo, Dominican Republic

Bats: Left; **Throws:** Left; **Height:** 6-1; **Weight:** 165

Obtained: Signed as a non-drafted free agent, November 15, 1999

Signed by Angel Eusebio.

Year	Club	W	L	ERA	G	GS	CG	SHO	SV	IP	H	R	ER	HR	HB	BB	IBB	SO	WP	BK
2002	Arizona A's (R)	1	2	5.76	16	1	0	0	0	29.2	35	25	19	1	2	9	0	22	4	0

ROBERTO ERNESTO SANTANA

LHP

Born: Santo Domingo, Dominican Republic, October 13, 1981; **Home:** Sabana Perdida, Dominican Republic

Bats: Left; **Throws:** Left; **Height:** 6-0; **Weight:** 160

Obtained: Signed as a non-drafted free agent, October 10, 1998

Signed by Angel Eusebio.

Year	Club	W	L	ERA	G	GS	CG	SHO	SV	IP	H	R	ER	HR	HB	BB	IBB	SO	WP	BK
1999	Dominican A's (R)	1	9	6.20	18	12	0	0	0	61.0	73	60	42	3	3	47	0	57	17	5
2000	Dominican A's (R)	2	1	4.01	11	4	0	0	0	24.2	18	16	11	0	0	22	0	23	5	0
2001	Dominican A's (R)	2	6	4.82	15	13	0	0	0	61.2	63	52	33	1	2	39	0	75	9	0
2002	Arizona A's (R)	1	0	9.45	11	0	0	0	0	13.1	18	21	14	1	1	10	0	11	7	1

MARC A. SAUER

RHP

Born: Woodbury, New Jersey, June 30, 1980; **Home:** Gloucester, New Jersey

Bats: Right; **Throws:** Right; **Height:** 6-2; **Weight:** 190

Obtained: Selected in the minor league Rule 5 draft, December 16, 2002

Graduated from Bishop Gause (NJ) HS...originally selected by Florida in the 8th round of the June, 1998 draft and was signed by Marlins scout Will George...led the Gulf Coast League in innings (69.2) in 1999.

Year	Club	W	L	ERA	G	GS	CG	SHO	SV	IP	H	R	ER	HR	HB	BB	IBB	SO	WP	BK
1999	GC Marlins (R)	5	4	2.71	13	13	1	1	0	69.2	75	28	21	2	0	7	1	57	0	0
2000	Kane County (A)	8	10	4.23	28	28	2	0	0	164.0	177	92	77	21	8	29	1	95	4	0
2001	Kane County (A)	2	2	4.20	9	5	0	0	0	30.0	30	15	14	2	5	1	0	13	1	0
2002	Jupiter (A)	4	1	2.26	30	0	0	0	0	51.2	32	14	13	3	1	7	0	31	1	0

STEPHEN CHRISTOPHER SCHILSKY

RHP

Born: Springfield, Illinois, January 3, 1981; **Home:** Springfield, Illinois

Bats: Right; **Throws:** Right; **Height:** 6-2; **Weight:** 215

Obtained: Selected in the 25th round of the June, 2002 draft

Graduated from Sacred Heart-Griffin (Springfield, IL) HS in 1999...attended the Illinois Wesleyan University...signed by Jim Pransky.

Year	Club	W	L	ERA	G	GS	CG	SHO	SV	IP	H	R	ER	HR	HB	BB	IBB	SO	WP	BK
2002	Vancouver (A)	0	0	2.35	6	0	0	0	0	7.2	11	2	2	0	0	4	0	3	0	0

JON-PAUL SCHMIDT

IF

Goes by "J.P."

Born: Los Angeles, California, January 4, 1980; **Home:** Palmdale, California

Bats: Left; **Throws:** Right; **Height:** 6-1; **Weight:** 160

Obtained: Selected in the 26th round of the June, 1998 free agent draft

Graduated from Highland HS (Palmdale, CA) in 1998...signed by Rick Magnante.

Minor League Players

Year	Club/League	AVG.	G	AB	R	H	2B	3B	HR	RBI	BB	SO	SB
1998	Athletics, Arizona	.196	36	107	18	21	2	0	0	14	11	26	6
1999	Athletics, Arizona	.278	34	90	20	25	2	2	0	14	28	21	2
2000	Vancouver, Northwest	.235	48	102	19	24	4	1	2	12	15	35	1
2001	Visalia, California	.270	18	63	5	17	3	0	0	7	4	13	3
	Vancouver, Northwest	.295	32	122	18	36	9	2	0	10	9	24	7
2002	Visalia, California	.272	65	217	32	59	9	6	3	23	28	50	13

GARY LEROY SCHNEIDMILLER

IF

Born: Fontana, California, January 26, 1980; **Home:** Chino, California

Bats: Right; **Throws:** Right; **Height:** 6-1; **Weight:** 185

Obtained: Selected in the 6th round of the June, 1998 free agent draft

Graduated from Don Lugo HS (Chino, CA) in 1998...signed by Ron Vaughn...had five hits on August 13, 2002 against High Desert.

Year	Club/League	AVG.	G	AB	R	H	2B	3B	HR	RBI	BB	SO	SB
1998	Athletics, Arizona	.241	38	141	21	34	4	2	1	13	13	30	3
1999	Visalia, California	.276	85	239	56	66	8	2	0	22	49	57	4
2000	Modesto, California	.223	77	242	36	54	11	0	1	21	61	62	4
2001	Visalia, California	.278	113	374	60	104	17	4	3	34	53	83	12
2002	Visalia, California	.297	111	381	85	113	17	2	7	53	78	80	6

BRIAN SCOTT SELLIER

OF

Born: Tucson, Arizona, January 12, 1978; **Home:** Phoenix, Arizona

Bats: Left; **Throws:** Right; **Height:** 6-0; **Weight:** 200

Obtained: Signed as a free agent, March 30, 2002

Attended Grand Canyon College in Arizona...originally drafted by Toronto in the 27th round of the June 2000 draft...signed by Blue Jays scout Tim Huff...released by the Blue Jays on March 30, 2001 and spent the 2001 season pitching for Gateway in the independent Frontier League.

Year	Club	AVG.	G	AB	R	H	2B	3B	HR	RBI	SH	SF	HP	BB	SO	SB	CS	SLG	OBP	E
2000	Queens (A)	.258	66	209	34	54	5	4	5	33	1	6	2	41	51	11	2	.392	.376	1
2001	Gateway (Ind.)	.332	81	295	56	98	13	6	11	49	4	1	1	48	68	26	7	.529	.426	5
2002	Modesto (A)	.300	116	417	57	125	26	6	5	58	7	5	2	73	82	16	6	.427	.402	2

CHRISTOPHER DONALD SHANK

RHP

Born: Fitchburg, Massachusetts, January 31, 1981; **Home:** Westminister, Massachusetts

Bats: Right; **Throws:** Right; **Height:** 6-2; **Weight:** 185

Obtained: Selected in the 23rd round of the June, 2002 draft

Graduated from Oakmont (Ashburnham, MA) HS in 1999...attended Franklin Pierce College...signed by Tom Clark.

Year	Club	W	L	ERA	G	GS	CG	SHO	SV	IP	H	R	ER	HR	HB	BB	IBB	SO	WP	BK
2002	Vancouver (A)	0	3	3.43	19	5	0	0	1	44.2	41	19	17	3	0	9	0	43	5	0

EDUARDO SIERRA (MEDINA)

RHP

Born: San Cristobal, Dominican Republic, April 15, 1982; **Home:** San Cristobal, Dominican Republic

Bats: Right; **Throws:** Right; **Height:** 6-3; **Weight:** 185

Obtained: Signed as a non-drafted free agent, February 15, 1999

Signed by Bernardino Rosario.

Year	Club	W	L	ERA	G	GS	CG	SHO	SV	IP	H	R	ER	HR	HB	BB	IBB	SO	WP	BK
1999	Dominican A's-W (R)	2	4	4.11	14	6	0	0	1	57.0	58	42	26	2	3	32	0	54	5	0
	Dominican A's-E (R)	1	3	5.02	6	5	0	0	0	28.2	32	24	16	1	1	19	0	27	2	0
	Dominican A's-W (R)	1	1	3.18	8	1	0	0	1	28.1	26	18	10	1	2	13	0	27	3	0
2000	Dominican A's-W (R)	4	2	2.22	10	9	1	0	0	65.0	56	27	16	1	4	24	0	50	1	0
	Dominican A's-E (R)	1	2	3.57	4	4	0	0	0	22.2	21	9	9	0	1	9	0	19	2	0
2001	Arizona A's (R)	2	1	3.02	12	6	0	0	1	44.2	45	19	15	1	3	9	0	41	4	4
2002	Vancouver (A)	0	2	6.11	9	7	0	0	0	28.0	42	24	19	0	3	17	0	23	4	0
	Arizona A's (R)	2	1	4.64	6	6	0	0	0	33.0	29	19	17	2	7	10	0	35	2	0

JOSE LEONEL SILVA

RHP

See biography in 2003 Non-Roster Players section, page 202.

Minor League Players

BRYAN MARK SIMMERING

RHP

Born: Grand Junction, Colorado, November 11, 1980; **Home:** North East, Maryland

Bats: Right; **Throws:** Right; **Height:** 6-0; **Weight:** 160

Obtained: Selected in the 27th round of the June, 2001 draft

Graduated from North East (MD) HS in 1998...attended Towson State University...signed by Kelly Heath.

Year	Club	W	L	ERA	G	GS	CG	SHO	SV	IP	H	R	ER	HR	HB	BB	IBB	SO	WP	BK
2001	Arizona A's (R)	2	2	2.40	13	6	0	0	0	48.2	41	16	13	1	3	5	0	57	0	0
2002	Modesto (A)	0	1	4.18	17	4	0	0	1	47.1	48	23	22	3	6	17	1	41	4	0

JORGE RAFAEL SOTO

C/IF

Born: Arroyo, Puerto Rico, April 14, 1978; **Home:** Patillas, Puerto Rico

Bats: Right; **Throws:** Right; **Height:** 6-0; **Weight:** 210

Obtained: Selected in the 3rd round of the June, 1999 free agent draft

Graduated from Cecilio Lebron Ramos (Portillas, PR) HS in 1996...attended Troy State University...signed by John Poloni...had 8 RBI on May 11, 2000 vs. High Desert...led the A's organization and the California League and tied for second in all of minor league baseball in home runs in 2002 (31)...

Year	Club/League	AVG.	G	AB	R	H	2B	3B	HR	RBI	BB	SO	SB
1999	Southern Oregon, Northwest	.244	45	160	37	39	9	0	11	30	38	63	1
2000	Vancouver, Northwest	.000	2	4	0	0	0	0	0	0	0	2	0
	Visalia, California	.168	44	119	17	20	4	0	6	22	21	58	4
2001	Modesto, California	.200	19	55	5	11	2	1	3	12	12	31	0
	Vancouver, Northwest	.206	44	165	16	34	12	1	7	21	8	84	0
2002	Visalia, California	.210	111	404	69	85	14	1	31	69	57	195	1

STEPHEN VANORMER STANLEY

DF

Born: Oxford, Ohio, December 23, 1979; **Home:** Columbus, Ohio

Bats: Left; **Throws:** Left; **Height:** 5-8; **Weight:** 155

Obtained: Selected in the 2nd round of the June, 2002 draft.

Graduated from Worthington (OH) Christian HS in 1998...graduated from Notre Dame in 2002...signed by Rich Sparks.

Year	Club	AVG.	G	AB	R	H	2B	3B	HR	RBI	SH	SF	HP	BB	SO	SB	CS	SLG	OBP	E
2002	Modesto (A)	.286	63	262	48	75	11	1	1	17	5	1	2	39	46	4	6	.347	.382	2

BRIAN SCOTT STAVISKY

DF

Born: Olean, New York, July 6, 1980; **Home:** Port Allegany, Pennsylvania

Bats: Left; **Throws:** Right; **Height:** 6-3; **Weight:** 230

Obtained: Selected in the 8th round of the June, 2002 draft

Graduated from Port Allegany (PA) HS in 1999...attended Notre Dame...signed by Rich Sparks.

Year	Club	AVG.	G	AB	R	H	2B	3B	HR	RBI	SH	SF	HP	BB	SO	SB	CS	SLG	OBP	E
2002	Vancouver (A)	.294	32	102	12	30	10	1	1	15	2	1	5	15	30	5	0	.441	.407	2

JARRETT ADAM STOTTS

IF

Goes by "J.T."

Born: Panorama City, California, January 21, 1980; **Home:** Valencia, California

Bats: Right; **Throws:** Right; **Height:** 5-11; **Weight:** 185

Obtained: Selected in the 3rd round of the June, 2001 draft.

Graduated from Hart HS (Newhall, CA) in 1998...attended Cal State Northridge...signed by Rick Magnante.

Year	Club	AVG.	G	AB	R	H	2B	3B	HR	RBI	SH	SF	HP	BB	SO	SB	CS	SLG	OBP	E
2001	Arizona A's (A)	.264	31	87	19	23	2	1	0	14	2	2	1	14	10	1	1	.310	.365	2
2002	Visalia (A)	.275	133	483	66	133	20	3	2	64	3	8	6	65	75	13	6	.342	.363	33

JOHN RICHARD SUOMI

C

Born: Toronto, Ontario, Canada, October 5, 1980; **Home:** Toronto, Ontario, Canada

Bats: Left; **Throws:** Right; **Height:** 5-11; **Weight:** 180

Obtained: Selected in the 22nd round of the June, 2000 free agent draft

Graduated from Silverthorn Collegiate HS (Toronto) in 1999...attended the University College of the Cariboo (Kamloops, BC)...signed by Gary McGraw.

Year	Club	AVG.	G	AB	R	H	2B	3B	HR	RBI	SH	SF	HP	BB	SO	SB	CS	SLG	OBP	E
2000	Arizona A's (R)	.264	31	87	19	23	2	1	0	14	2	2	1	14	10	1	1	.310	.365	2
2001	Arizona A's (R)	.257	52	175	31	45	14	2	4	43	2	4	8	27	36	7	2	.429	.374	9
2002	Visalia (A)	.214	20	70	9	15	6	0	1	10	1	0	1	7	13	1	0	.343	.295	2
	Vancouver (A)	.254	41	142	20	36	7	0	5	24	1	1	1	11	36	0	0	.408	.310	3

Minor League Players

KEITH OWEN SURKONT

RHP
Born: Bath, Maine, April 4, 1977; **Home:** Pawtucket, Rhode Island

Bats: Right; **Throws:** Right; **Height:** 6-2; **Weight:** 200

Obtained: Selected in the 4th round of the June, 1999 free agent draft

Graduated from Bishop Hendricken (Warwick, RI) HS in 1995...attended Williams College (Williamstown, MA)...signed by Tom Clark.

Year	Club/League	W	L	ERA	G	GS	CG	SV	IP	H	R	ER	BB	SO
1999	Southern Oregon, Northwest	5	3	4.48	17	13	0	1	74.1	85	45	37	35	39
2000	Visalia, California	8	7	2.72	27	22	0	1	125.2	104	60	38	54	122
2001	Modesto, California	8	9	5.31	24	24	0	0	123.2	152	90	73	42	93
2002	Midland, Texas	2	3	3.86	27	5	0	1	65.1	70	36	28	35	36

NICHOLAS THOMPSON SWISHER

OF
Born: Columbus, Ohio, January 25, 1980; **Home:** Parkersburg, West Virginia

Bats: Switch; **Throws:** Left; **Height:** 6-0; **Weight:** 194

Obtained: Selected in the 1st round (16th selection overall) of the June, 2002 draft

Graduated from Parkersburg (WV) HS in 1999...attended Ohio State...signed by Rich Sparks.

Year	Club	AVG.	G	AB	R	H	2B	3B	HR	RBI	SH	SF	HP	BB	SO	SB	CS	SLG	OBP	E
2002	Vancouver (A)	.250	13	44	10	11	3	0	2	12	0	1	2	13	11	3	0	.455	.433	0
	Visalia (A)	.240	49	183	22	44	13	2	4	23	2	1	2	26	48	3	1	.399	.340	4

MARK THOMAS TEAHEN

IF
Born: Redlands, California, September 6, 1981; **Home:** Yucaipa, California

Bats: Left; **Throws:** Right; **Height:** 6-3; **Weight:** 210

Obtained: Selected as a compensation pick following the 1st round (39th pick overall) of the June, 2002 draft.

Graduated from Yucaipa (CA) HS in 1999...attended St. Mary's...originally signed by Will Shock...selected by the A's as compensation for the loss of free agent Johnny Damon who signed with Boston.

Year	Club	AVG.	G	AB	R	H	2B	3B	HR	RBI	SH	SF	HP	BB	SO	SB	CS	SLG	OBP	E
2002	Vancouver (A)	.404	13	57	10	23	5	1	0	6	0	1	0	5	9	4	1	.526	.444	4
	Modesto (A)	.239	59	234	25	56	9	1	1	26	0	0	2	21	53	1	2	.299	.307	4

GARY PAUL THOMAS

OF
Born: Houma, Louisiana, September 6, 1979; **Home:** Houma, Louisiana

Bats: Right; **Throws:** Right; **Height:** 5-7; **Weight:** 175

Obtained: Selected in the 23rd round of the June, 1997 free agent draft

Graduated from Vanderbilt Catholic (Houma, LA) HS in 1997...signed by Steve Bowden.

Year	Club/League	AVG.	G	AB	R	H	2B	3B	HR	RBI	SH	SF	HP	BB	SO	SB
1997	Athletics, Arizona	.228	28	92	17	21	2	2	1	7	9	25	6			
1998	Southern Oregon, Northwest	.203	61	207	30	42	8	1	0	21	31	42	11			
1999	Modesto, California	.323	99	344	69	111	14	4	7	38	33	45	23			
2000	Midland, Texas	.247	74	190	28	47	7	0	1	26	24	30	5			
2001	Visalia, California	Injured — Did not play														
2002	Modesto, California	.257	118	428	74	110	18	6	5	49	45	77	31			
	Sacramento, Pacific Coast	.111	4	9	0	1	0	0	0	2	0	2	0			

ERIC BRENT THOMPSON

RHP
Born: Dayton, Ohio, September 7, 1977; **Home:** Fairborn, Ohio

Bats: Right; **Throws:** Right; **Height:** 6-2; **Weight:** 195

Obtained: Selected in the 12th round of the June, 1998 free agent draft

Graduated from Greenon HS (Springfield, OH) in 1995...attended Ohio State University...signed by Rich Sparks.

Year	Club/League	W	L	ERA	G	GS	CG	SV	IP	H	R	ER	BB	SO
1998	Southern Oregon, Northwest	5	2	4.45	13	12	0	0	56.2	60	34	28	25	51
1999	Visalia, California	9	6	5.61	31	20	0	1	126.2	150	91	79	56	110
2000	Visalia, California	4	3	4.98	13	7	0	1	56.0	49	31	31	18	61
	Midland, Texas	6	6	3.91	18	15	0	1	101.1	107	52	44	23	79
2001	Midland, Texas	1	4	4.31	35	5	0	2	64.2	74	32	31	21	69
2002	Midland, Texas	6	4	3.18	24	14	0	2	93.1	93	36	33	29	66
	Sacramento, Pacific Coast	0	1	9.15	11	1	0	1	20.2	33	22	21	7	14

Minor League Players

CHRISTOPHER JEFFREY TRITLE

OF

Born: Cedar Rapids, Iowa, June 22, 1982; **Home:** Center Point, Iowa

Bats: Right; **Throws:** Right; **Height:** 6-3; **Weight:** 195

Obtained: Selected in the 19th round of the June, 2000 free agent draft

Graduated from Center Point-Urbana HS (Center Point, IA) in 2000...signed by Jim Pransky...was named Most Valuable Player of the Arizona League in 2001 as was also named to the league all-star team as the first baseman...led the league in home runs (9), stolen bases (26) and slugging percentage (.565).

Year	Club	AVG.	G	AB	R	H	2B	3B	HR	RBI	SH	SF	HP	BB	SO	SB	CS	SLG	OBP	E
2000	Arizona A's (R)	.233	44	150	30	35	10	1	3	21	1	0	1	20	39	8	1	.373	.327	4
2001	Arizona A's (R)	.336	52	214	47	72	6	8	9	42	0	1	2	22	55	26	1	.565	.402	2
2002	Modesto (A)	.197	51	178	20	35	9	0	4	23	2	1	0	11	55	3	1	.315	.242	2
	Vancouver (A)	.221	56	190	22	42	10	0	2	13	0	2	2	15	60	3	2	.305	.282	5

TANNER BRANDON TROSPER

RHP

Born: Van Nuys, California, December 28, 1977; **Home:** Westhills, California

Bats: Right; **Throws:** Right; **Height:** 5-11; **Weight:** 180

Obtained: Signed as a non-drafted free agent, June 19, 2000

Graduated from Calabasas HS (CA) in 1996...attended Cal Poly San Luis Obispo...signed by Rick Magnante.

Year	Club	W	L	ERA	G	GS	CG	SHO	SV	IP	H	R	ER	HR	HB	BB	IBB	SO	WP	BK
2000	Arizona A's (R)	0	1	1.57	17	0	0	0	6	23.0	17	7	4	0	1	7	0	24	3	0
2001	Modesto (A)	0	0	18.00	2	0	0	0	0	2.0	5	6	4	1	0	1	0	3	0	0
	Vancouver (A)	4	2	3.05	18	2	0	0	2	44.1	26	16	15	2	3	18	0	47	8	0
2002	Modesto (A)	2	2	2.60	25	0	0	0	1	45.0	40	21	13	2	3	22	2	39	9	1

LLOYD STEPHEN TURNER

IF

Born: Warner Robins, Georgia, April 11, 1980; **Home:** Hephzibah, Georgia

Bats: Right; **Throws:** Right; **Height:** 6-1; **Weight:** 180

Obtained: Selected in the 16th round of the June, 2002 draft

Attended Kennesaw State University...signed by Billy Owens.

Year	Club	AVG.	G	AB	R	H	2B	3B	HR	RBI	SH	SF	HP	BB	SO	SB	CS	SLG	OBP	E
2002	Vancouver (A)	.256	42	156	20	40	6	1	1	21	3	3	3	15	34	6	4	.327	.328	5

TOMMY VALDEZ (ORTIZ)

OF

Born: Santo Domingo, Dominican Republic, March 27, 1982; **Home:** Santo Domingo, Dominican Republic

Bats: Right; **Throws:** Right; **Height:** 6-2; **Weight:** 175

Obtained: Signed as a non-drafted free agent, December 3, 1998

Signed by Angel Eusebio.

Year	Club	AVG.	G	AB	R	H	2B	3B	HR	RBI	SH	SF	HP	BB	SO	SB	CS	SLG	OBP	E
1999	Dominican A's (R)	.222	60	180	40	40	12	1	6	34	1	5	0	55	52	5	5	.400	.396	-
2000	Arizona A's (R)	.093	25	54	8	5	1	1	0	5	1	1	1	11	20	0	1	.148	.254	1
2001	Arizona A's (R)	.188	43	149	26	28	5	2	6	18	0	0	0	21	57	3	2	.369	.288	5

KORY MEIBOS WAYMENT

IF

Born: Ogden, Utah, February 18, 1981; **Home:** Ogden, Utah

Bats: Right; **Throws:** Right; **Height:** 6-1; **Weight:** 165

Obtained: Selected in the 23rd round of the June, 2001 free agent draft

Graduated from Fremont HS (Plain City, UT) in 1999...attended Salt Lake Community College...signed by John Kuehl.

Year	Club	AVG.	G	AB	R	H	2B	3B	HR	RBI	SH	SF	HP	BB	SO	SB	CS	SLG	OBP	E
2001	Arizona A's (R)	.229	51	192	24	44	9	2	0	16	0	2	1	16	53	7	4	.297	.289	9
2002	Modesto (A)	.179	16	39	0	7	2	0	0	5	0	2	0	4	15	1	0	.231	.244	5
	Vancouver (A)	.203	60	182	26	37	1	1	1	10	4	2	4	40	52	3	2	.236	.355	15

Minor League Players

JOHN BRADLEY WEIS

LHP

Goes by "Brad"

Born: Winter Park, Florida, November 29, 1977; **Home:** Winter Park, Florida

Bats: Left; **Throws:** Left; **Height:** 5-11; **Weight:** 180

Obtained: Acquired from the Minnesota Twins organization for Nicolas Sosa, May 8, 2002

Graduated from Edgewater (FL) High School in 1996...attended Auburn University...originally drafted by the Minnesota organization in the 29th round of the June, 1999 draft and was signed by Mark Quimuyog.

Year	Club	W	L	ERA	G	GS	CG	SHO	SV	IP	H	R	ER	HR	HB	BB	IBB	SO	WP	BK
1999	Elizabethton (R)	0	1	2.16	26	0	0	0	3	33.1	24	15	8	2	1	17	0	39	3	0
2000	Quad City (A)	1	2	2.55	40	0	0	0	0	60.0	55	20	17	9	6	22	5	56	4	1
2001	Quad City (A)	4	0	0.69	22	0	0	0	2	39.1	38	15	3	0	2	19	2	43	5	0
	Fort Myers (A)	1	1	2.61	17	0	0	0	0	20.2	20	9	6	1	2	10	2	26	1	0
	New Britain (AA)	0	0	5.14	4	0	0	0	0	7.0	9	5	4	0	2	1	0	8	4	0
2002	Fort Myers (A)	1	0	1.66	13	0	0	0	0	21.2	16	7	4	1	2	8	0	22	1	1
	Modesto (A)	5	2	2.24	32	0	0	0	2	52.1	40	16	13	3	5	23	2	51	2	2
	Sacramento (AAA)	0	0	3.86	2	0	0	0	0	9.1	9	4	4	0	0	2	0	6	1	0

DARVIN TYRE WITHERS

RHP

Born: Augusta, Georgia, May 31, 1980; **Home:** Aiken, South Carolina

Bats: Right; **Throws:** Right; **Height:** 6-2; **Weight:** 190

Obtained: Selected in the 35th round of the June, 1999 free agent draft

Graduated from Aiken HS (Aiken, SC) in 1998...attended Spartanburg Methodist...signed by Billy Owens on May 16, 2000.

Year	Club	W	L	ERA	G	GS	CG	SHO	SV	IP	H	R	ER	HR	HB	BB	IBB	SO	WP	BK
2000	Vancouver (A)	2	1	1.74	13	6	0	0	1	41.1	27	10	8	0	1	16	2	33	3	0
2001	Visalia (A)	4	7	5.00	28	17	0	0	0	117.0	128	75	65	17	3	43	1	85	10	1
2002	Modesto (A)	7	3	3.46	30	16	1	0	1	125.0	116	53	48	4	15	33	2	106	7	2

MICHAEL BURTON WOOD

RHP

Born: West Palm Beach, Florida, April 26, 1980; **Home:** West Palm Beach, Florida

Bats: Right; **Throws:** Right; **Height:** 6-3; **Weight:** 180

Obtained: Selected in the 10th round of the June, 2001 free agent draft

Graduated from Forest Hill Community HS (West Palm Beach, FL) in 1998...attended the University of North Florida...John Poloni...led the A's organization in wins (14) in 2002.

Year	Club	W	L	ERA	G	GS	CG	SHO	SV	IP	H	R	ER	HR	HB	BB	IBB	SO	WP	BK
2001	Vancouver (A)	2	0	1.25	5	2	0	0	0	21.2	17	4	3	0	0	4	0	24	2	0
	Modesto (A)	4	3	3.09	10	9	0	0	0	58.1	46	22	20	6	2	10	3	52	2	0
2002	Modesto (A)	3	3	3.48	7	7	0	0	0	41.1	41	17	16	4	3	6	0	50	4	1
	Midland (AA)	11	3	3.15	17	17	0	0	0	105.2	103	41	37	8	7	29	0	63	1	0

MICHAEL DENNIS ZIEGLER

RHP

Born: Baltimore, Maryland, July 25, 1979; **Home:** Glen Burnie, Maryland

Bats: Right; **Throws:** Right; **Height:** 6-3; **Weight:** 225

Obtained: Selected in the 14th round of the June, 2000 free agent draft

Graduated from Old Mill HS (Glen Burnie, MD) in 1997...attended Florida State University...signed by John Poloni.

Year	Club	W	L	ERA	G	GS	CG	SHO	SV	IP	H	R	ER	HR	HB	BB	IBB	SO	WP	BK
2000	Vancouver (A)	3	0	1.27	12	4	0	0	0	42.2	27	10	6	2	1	8	0	48	3	1
2001	Visalia (A)	9	11	4.32	29	27	0	0	0	152.0	181	87	73	13	8	39	1	142	8	0
2002	Visalia (A)	11	6	4.21	25	24	1	0	0	151.2	169	80	71	19	4	20	1	139	7	2
	Midland (AA)	1	0	5.11	3	3	0	0	0	12.1	17	9	7	0	0	5	0	11	3	0

Athletics 2002 Draft Picks

Round	Player, Pos.	Year	School / Hometown	B-T	Ht.	Wt.
1	Nick Swisher, OF *	Jr.	Ohio State / Parkersburg, W. Va.	S-L	5-11	195
1	Joe Blanton, RHP **	Jr.	Kentucky / Bowling Green, KY	R-R	6-3	225
1	John McCurdy, SS	Jr.	Maryland / Crofton, MD	R-R	6-2	200
1	Ben Fritz, RHP ***	Jr.	Fresno State / Clovis, CA	R-R	6-4	215
c	Jeremy Brown, C	Sr.	Alabama / Hueytown, AL	R-R	5-10	210
c	Stephen Obenchain, RHP	Jr.	Evansville / Henderson, KY	R-R	6-5	200
c	Mark Teahen, 3B	Jr.	St. Mary's College / Yucaipa, CA	L-R	6-3	205
2	Stephen Stanley, CF	Sr.	Notre Dame / South Bend, IN	L-L	5-7	155
3	Bill Murphy, LHP	Sr.	CS Northridge / Riverside, CA	L-R	6-0	190
4	John Baker, C	Jr.	California / Walnut Creek, CA	L-R	6-1	220
5	Mark Kiger, SS	Sr.	Florida / La Jolla, CA	R-R	5-11	174
6	Brian Stavisky, OF	Jr.	Notre Dame / Port Allegany, PA	L-R	6-3	225
7	Brant Colamarino, 1B	Jr.	Pittsburgh / Pittsburgh, PA	L-L	5-11	205
8	Levi Burton, RHP	Jr.	Western Carolina / Westminter, SC	R-R	6-5	220
9	Shane Komine, RHP	Sr.	Nebraska / Honolulu, HI	R-R	5-8	160
10	Joe Pickens, RHP	Jr.	Mississippi / Liberty, TX	L-R	6-1	210
11	Justin Crowder, LHP	Sr.	Rice / Lewisville, TX	L-L	6-0	195
12	Kirk Nordness, OF	Sr.	Armstrong Atlantic State / Beaverton, OR	R-R	6-0	200
13	Tyler Klippenstein, 3B	So.	Univ. of Lethridge / Okotoks, Alberta	R-R	6-4	207
14	Brad Knox, RHP	So.	Central Arizona College / Houston, TX	R-R	6-3	210
15	Chris Dunwell, RHP	Jr.	San Diego State / El Cajon, CA	R-R	6-1	200
16	Lloyd Turner, 2B	Sr.	Kennesaw State / Hephzibah, GA	R-R	6-1	180
17	David Harriman, C	Sr.	Armstrong Atlantic State / Surrey, BC	R-R	6-0	200
18	Jose Corchado, RHP	Dr.	Dr. Heriberto Domenech HS / Isabela, P.R.	R-R	6-2	175
19	Dusty Barnard, RHP	Sr.	Moore HS / Moore, OK	R-R	6-2	200
20	Trevor Crowe, SS	Sr.	Westview HS / Portland, OR	S-R	5-10	180
21	Wallace Pontiff, 3B	Jr.	Louisiana State / Metairie, LA	L-R	6-0	200
22	Shayvn Kohn, RHP	Sr.	Washington / Seattle, WA	R-R	6-2	200
23	Christopher Shank, RHP	Sr.	Westminster, MA / Franklin Pierce College	R-R	6-1	185
24	Daniel Gibbons, OF	Sr.	Central Michigan / Toronto, Ontario	L-R	6-3	207
25	Stephen Schilsky, RHP	Sr.	Illinois Wesleyan / Normal, IL	R-R	6-1	210
26	Ty Bubalo, C	Sr.	Beaverton HS / Beaverton, OR	R-R	6-3	195
27	Gregory Dupas, RHP	Sr.	Arlington HS / Riverside, CA	R-R	6-6	235
28	Andrew Dickinson, LHP	Sr.	Illinois / Freeport, IL	R-R	6-2	170
29	Daniel Barnett, RHP	Jr.	Salt Lake C.C. / Kearns, UT	R-R	6-0	185
30	Brian Rodgers, OF	Jr.	Berkmar HS / Lilburn, GA	R-R	6-3	185
31	Brad Ziegler, RHP	Sr.	Southwest Missouri State / Springfield, MO	R-R	6-5	228
32	Justin Towles, C	Sr.	Crosby HS / Crosby, VA	R-R	5-11	170
33	Nathaniel Nelson, 1B	Sr.	Holy Name Cen. Catholic HS/Worcester, MA	R-R	6-5	260
34	Rene Quintana, SS	Sr.	Patria La Torres Ramirez / Anasco, Puerto Rico	L-R	6-0	150
35	Robert Jacobson, C	Sr.	Durango HS / Las Vegas, NV	S-R	6-1	200
36	Jed Morris, C	Sr.	Nebraska / Castro Valley, CA	L-R	5-10	195
37	Mark Rodrigues, RHP	Jr.	Los Medanos J.C. / Kauai, HI	R-R	6-3	175
38	Jason Williams, RHP	Sr.	Cactus Shadow HS / Cave Creek, AZ	R-R	6-5	190
39	Joel Evans, RHP	Jr.	Columbia Basin C.C. / Kennewick, WA	R-R	6-5	220
40	Jonathan Papelbon, RHP	Sr.	Mississippi State / Jacksonville, FL	R-R	6-4	215
41	Don Sutton, 1B	Sr.	Durango HS / Las Vegas, NV	R-R	6-0	225
42	Joseph Ryan, RHP	Sr.	Assumption HS / Davenport, IA	R-R	6-3	195
43	Curtis White, LHP	Sr.	Oklahoma / Lindsay, OK	L-L	5-10	180
44	Ty Taubenheim, RHP	Fr.	Edmonds C.C. / Linden, WA	R-R	6-5	230
45	Matthew Elfeldt, RHP	Jr.	Boston College / Delmar, NY	R-R	6-4	195

- * Compensation pick for the loss of free agent Johnny Damon (Boston)
- ** Compensation pick for the loss of free agent Jason Giambi (New York)
- *** Compensation pick for the loss of free agent Jason Isringhausen (St. Louis)

Bold indicates players signed

A's FIRST ROUND DRAFT PICKS

1965	Rick Monday, OF	1987	Lee Tinsley, OF	* Did not sign with A's
1966	Reggie Jackson, OF	1988	Stan Royer, 3B	(1) Compensation for the loss of free agent Mike Jorgensen
1967	Brian Bickerton, LHP	1989	None (3)	(2) Choice to Boston as compensation for Joe Rudi
1968	Pete Broberg, RHP*	1990	Todd Van Poppel, RHP (4)	(3) Choice to Seattle as compensation for Mike Moore
1969	Dan Stanhouse, RHP/SS		Don Peters, RHP	(4) Compensation for the loss of free agent Dave Parker
1970	Dan Ford, OF	1991	Brent Gates, SS	(5) Compensation for the loss of free agent Mike Bordick
1971	William Daniels, RHP	1992	Benji Grigsby, RHP	(6) Choice to Anaheim as compensation for Mike Magnante
1972	Chet Lemon, SS	1993	John Wasdin, RHP	(7) Compensation for the loss of free agent Kevin Appier
1973	Randy Scarbery, RHP	1994	Ben Grieve, OF	(8) Compensation for the loss of free agent Johnny Damon
1974	Jerry Johnson, C*	1995	Ariel Prieto, RHP	(9) Compensation for the loss of free agent Jason Giambi
1975	Bruce Robinson, C	1996	Eric Chavez, SS	(10) Compensation for the loss of free agent Jason Isringhausen
1976	Mike Sullivan, RHP*	1997	Chris Enochs, RHP	
1977	Craig Harris, RHP		Eric DuBose, LHP (5)	
1978	Mike Morgan, RHP	1998	Mark Mulder, LHP	
	Tim Conroy, LHP (1)	1999	Barry Zito, LHP	
1979	Juan Bustabad, INF*	2000	None (6)	
1980	Mike King, LHP	2001	Bobby Crosby, SS	
1981	Tim Lincecum, 3B		Jeremy Bonderman, RHP (7)	
1982	None (2)	2002	Nick Swisher, OF (8)	
1983	Stan Hilton, RHP		Joe Blanton, RHP (9)	
1984	Mark McGwire, 1B		John McCurdy, SS	
1985	Walt Weiss, SS		Ben Fritz, RHP (10)	
1986	Scott Hemond, C			

Network Associates Coliseum



Network Associates Coliseum provides a memorable setting for any outdoor event. Recently having undergone a \$120 million renovation, the Coliseum plays host to concerts, conventions and other large gatherings in addition to serving as the home for the Oakland Athletics and Oakland Raiders.

The A's have used the facility to its advantage of the years, winning six American League pennants and four World Series titles. Two of the A's World Championships have been won on the Coliseum's turf.

The Coliseum's exceptional sight lines, fine weather and sizable staging areas have all contributed to its popularity among performers, promoters and the Bay Area public.

The facility is conveniently located adjacent to I-880 with two exits (Hegenberger Road/66th Avenue) leading directly to the complex. It is the only major entertainment facility with a dedicated stop on the Bay Area

Rapid Transit (BART) system. The Oakland International Airport is less than a two-mile drive from the Coliseum with shuttle service to several local hotels and restaurants.

In October of 1995, the Network Associates

Coliseum began \$120 renovation project that added 22,000 new seats, 90 luxury suites, two private clubs and two state-of-the-art scoreboards.

The first crowd filled the Oakland-Alameda County Coliseum on Sept. 8, 1966, when the AFL's Oakland Raiders played the Kansas City Chiefs. The adjacent arena celebrated its grand opening on Nov. 9, 1966, when the Oakland Seals met the San Diego Gulls in hockey. In the ensuing 35 years, the facility has hosted every conceivable event in the entertainment history. Audiences numbering nearly 100 million have made the Coliseum and Arena the premier entertainment facilities in Northern California.

NETWORK ASSOCIATES COLISEUM QUICK FACTS

Location: Adjacent to 880 freeway between Hegenberger and 66th Avenues

Seating Capacities: 43,662 (baseball); 63,024 (football); 70,000 (concerts)

Parking Capacity: 8500 slots

Ground Breaking: April 15, 1964

First Event: Oakland Raiders vs. Kansas City Chiefs, Sept. 8, 1966

First Baseball Game: Oakland A's vs. Baltimore Orioles, Apr. 17, 1968

Complex Area: 120 acres

Surface: Natural Grass

Elevation: 22' below sea level

Stadium Dimensions

Left Field Line: 330 feet

Straight Away Left Field: 367 feet

Left Center Field: 362

Left Center Power Alley: 388 feet

Straight Away Center Field: 400 feet

Right Field Line: 330 feet

Straight Away Right Field: 367 feet

Right Center Field: 362 feet

Right Center Power Alley: 388 feet

Height of Wall: 8 feet down the lines and to center field; 15 feet in the alleys

Suites: 147 (57 West Side; 90 East Side)

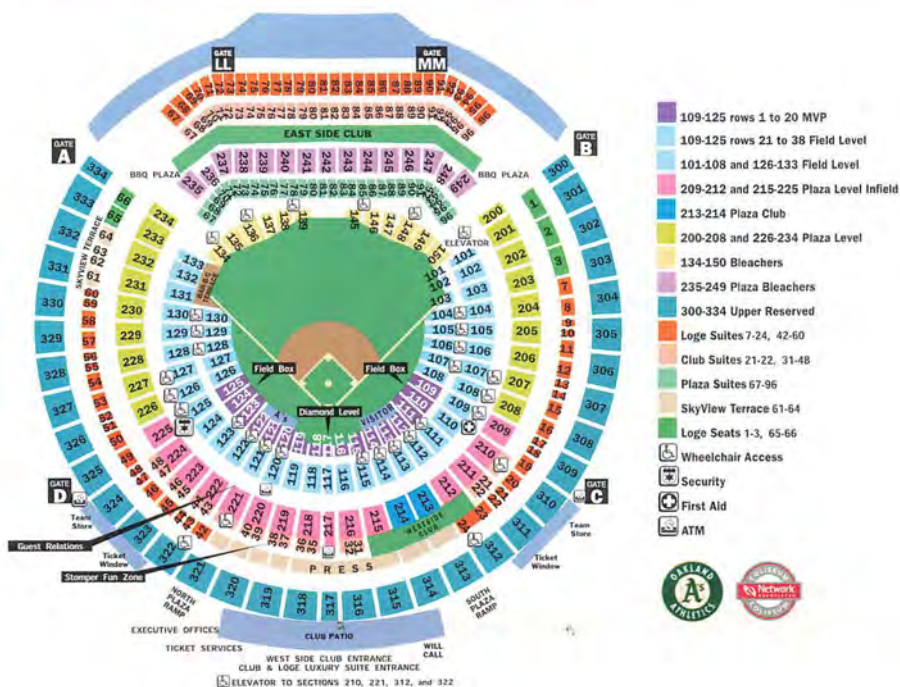
Concession Stands: 47

Restrooms: 50

Network Associates Coliseum

TICKET PRICES

Diamond Level.....	\$150	MVP.....	\$30	Plaza Outfield.....	\$16
Field Box.....	\$60	Field Level.....	\$24	Upper Reserve.....	\$8
Plaza Club.....	\$32	Plaza Infield.....	\$22	Bleachers.....	\$8



NETWORK ASSOCIATES COLISEUM BATTING PRACTICE SCHEDULE

	12:35 Game Time	1:05 Game Time	5:05 Game Time	6:05 Game Time	7:05 Game Time	7:35 Game Time
Auto Gates Open	10:00	10:30	2:30	3:30	4:30	5:00
Stadium Gates Open	10:30	11:00	3:00	4:00	5:00	5:30
A's Hit	Until 11:10	Until 11:40	Until 3:40	Until 4:40	Until 5:40	Until 6:10
Visitors Hit	11:10 - 11:50	11:40 - 12:20	3:40-4:20	4:40-5:20	5:40 - 6:20	6:10 - 6:50
A's Infield	11:50 am - Noon	12:20 - 12:30	4:20-4:30	5:20-5:30	6:20 - 6:30	6:50 - 7:00
Visitors Infield	Noon - 12:10	12:30 - 12:40	4:30-4:40	5:30-5:40	6:30 - 6:40	7:00 - 7:10

NETWORK ASSOCIATES COLISEUM GROUND RULES

Fly ball striking foul poles and/or screen above fence.....	Home Run
Ball sticking or going behind fence padding in right or left field.....	Two Bases
Ball going into bullpen bench and rebounding on to playing field.....	In Play
Ball remaining on or under bullpen bench.....	Two Bases
Ball hitting any portion of the fence or screen in back of home plate.....	In Play

Network Associates Coliseum

YEARLY ATTENDANCE TOTALS

Year	Home Dates	Total Home Attendance	Home Average	Single Game High-Home	Road Dates	Total Road Attendance	Road Average
1968	78	837,466	10,737	47,233, Apr. 17 vs. BAL	68	960,210	14,121
1969	72	778,232	10,809	35,243, May 10 vs. NY	71	992,124	13,974
1970	77	778,355	10,109	48,758, June 6 vs. DET	73	971,568	13,309
1971	73	914,993	12,534	42,970, May 22 vs. MIN	70	1,222,741	17,468
1972	70	921,323	13,162	47,741, June 12 vs. BAL	71	1,115,553	15,712
1973	79	1,000,763	12,668	47,570, Sept. 10 vs. KC	75	1,382,250	18,430
1974	76	845,693	11,128	47,570, July 8 vs. CLE	77	1,526,630	19,826
1975	77	1,075,518	13,968	46,378, Aug. 11 vs. BOS	72	1,436,383	19,950
1976	79	780,593	9,881	42,592, July 24 vs. KC	74	1,392,109	18,812
1977	72	495,412	6,881	32,346, May 16 vs. NY	75	1,195,138	15,935
1978	72	526,999	7,319	36,463, June 5 vs. BOS	76	1,381,142	18,173
1979	77	306,763	3,984	19,538, July 6 vs. NY	80	1,393,196	17,415
1980	75	842,259	11,230	49,300, Aug. 25 vs. NY	78	1,572,926	20,166
1981	51	1,311,761	25,721	48,592, May 3 vs. NY	51	1,105,337	21,673
1982	78	1,735,489	22,250	48,348, Apr. 6 vs. CAL	78	1,709,054	21,911
1983	77	1,294,941	16,817	45,413, July 4 vs. TEX	76	1,557,202	20,490
1984	79	1,353,281	17,130	46,238, May 28 vs. DET	79	1,565,597	19,818
1985	77	1,334,599	17,332	46,770, July 4 vs. TOR	80	1,666,480	20,831
1986	79	1,314,646	16,641	44,726, Apr. 8 vs. MIN	78	1,614,837	20,703
1987	80	1,678,921	20,987	46,120, Apr. 10 vs. CAL	81	1,930,731	23,836
1988	79	2,287,335	28,954	45,333, Apr. 4 vs. SEA	80	2,251,515	28,144
1989	81	2,667,225	32,929	46,163, Apr. 3 vs. SEA	80	2,283,228	28,540
1990	80	2,900,217	36,253	45,207, Apr. 9 vs. MIN	79	2,597,920	32,885
1991	81	2,713,493	33,500	44,595, June 9 vs. BOS	80	2,636,157	32,952
1992	81	2,494,160	30,792	44,078, Apr. 6 vs. KC	81	2,438,292	30,102
1993	79	2,035,025	25,760	43,627, July 4 vs. NY	79	2,326,919	29,455
1994	56	1,242,692	22,191	44,501, Aug. 7 vs. TEX	58	1,799,360	31,023
1995	71	1,174,310	16,540	42,596, July 3 vs. MIL	71	1,753,085	24,691
1996	80	1,148,380	14,355	36,129, July 5 vs. CAL	79	2,091,338	26,473
1997	79	1,264,218	16,003	50,792, Sept. 1 vs. SF	80	2,362,054	29,526
1998	79	1,232,339	15,599	48,241, Aug. 1 vs. CLE	81	2,331,755	28,787
1999	81	1,434,610	17,711	51,263, July 17 vs. SF	80	2,238,111	27,976
2000	81	1,728,886	21,344	54,268, July 8 vs. ARZ	80	2,466,594	30,832
2001	81	2,133,277	26,337	51,838, July 3 vs. ANA	80	2,266,814	28,335
2002	81	2,169,811	26,788	55,528, Sept. 4 vs. KC	81	2,416,196	29,830
Totals	2,668	48,754,017	18,274		2,652	61,950,546	23,360
Yearly Average		1,392,972				1,770,016	

ALL-TIME OAKLAND ATTENDANCE RECORDS

Season	Total	5,498,137 (1990)
	Home	2,900,217 (1990)
	Road	2,636,157 (1991)
	Homestand	518,534 (July 12-26, 1990; 14 dates)
	Homestand Avg.	39,667 (Aug. 7-12, 2001; 238,000 in 6 dates)
Single Game	Road Trip	450,462 (June 14-27, 2002; 13 dates)
	Home vs. One Club	259,686 (Seattle, 2001; 10 dates)
	Road vs. One Club	423,795 (Seattle, 2002; 10 dates)
	Home Sellouts	20 (1990)
	Consecutive Sellouts	5 (July 22-26, 1989; Baltimore 2 and California 3)
	Home	55,861 (New York; Oct. 13, 2001-N)
	Home, Regular Season	55,528 (Kansas City; Sept. 4, 2002-N)
	Road	62,038 (San Francisco; Oct. 27, 1989-N)
	Road, Regular Season	61,696 (California; Aug. 11, 1989-N)
	Day, Home	54,123 (San Francisco; June 30, 2002)
Doubleheader	Day, Road	60,326 (California; Aug. 13, 1989)
	Smallest, Home	653 (Seattle; Apr. 17, 1979-N)
	Smallest, Road	1,201 (Baltimore; May 11, 1989-D)
	Home	48,592 (New York; May 3, 1981-D)
	Road	53,585 (Detroit; July 25, 1971-D)
Season Opener	Tw-Night, Home	47,768 (New York; June 13, 1980)
	Tw-Night, Road	51,017 (Minnesota; July 28, 1990)
Three Date Series	Home	53,498 (Detroit; Apr. 3, 2000-N)
	Home, Secondary	47,233 (Baltimore; Apr. 17, 1968-N)
	Road	52,012 (Milwaukee; Apr. 5, 1994-D)
Four Date Series	Road, Secondary	56,717 (New York; Apr. 10, 1998-D)
	Home	153,969 (San Francisco; June 28-30, 2002)
Yearly Average	Home	175,058 (California; Aug. 11-13, 1989)
	Road	162,410 (New York; July 18-21, 1991)
Yearly Average	Home	201,607 (Toronto; July 9-12, 1992)
	Road	

Network Associates Coliseum

TOP 10 A'S REGULAR SEASON CROWDS IN OAKLAND

Attendance	Opponent	Date	Day	W-L
55,528	Kansas City	Sept. 4, 2002	Wednesday-N	W
54,513	New York	Apr. 24, 2002	Wednesday-N	L
54,268	Arizona	July 8, 2000	Saturday-N	W
54,123	San Francisco	June 30, 2002	Sunday-D	W
53,802	Kansas City	July 5, 2002	Friday-N	W
53,501	San Francisco	June 29, 2002	Saturday-D	L
53,498	Detroit	Apr. 3, 2000	Monday-N	L
51,838	Anaheim	July 3, 2001	Tuesday-N	W
51,768	San Francisco	June 2, 2000	Friday-N	W
51,263	San Francisco	July 17, 1999	Saturday-D	L

TOP 10 A'S REGULAR SEASON CROWDS ON THE ROAD

Attendance	Opponent	Date	Day	W-L
61,696	California	Aug. 11, 1989	Friday-N	W
60,326	California	Aug. 13, 1989	Sunday-D	L
58,963	California	Apr. 24, 1982	Saturday-N	L
56,717	New York	Apr. 10, 1998	Friday-D	L
56,710	New York	Apr. 11, 1997	Friday-D	W
56,535	Seattle	Sept. 20, 1996	Friday-N	L
56,103	Seattle	Sept. 21, 1996	Saturday-N	L
55,927	Seattle	Sept. 28, 1997	Sunday-D	W
55,588	Seattle	Sept. 26, 1997	Friday-N	W
55,034	New York	May 30, 1987	Sunday-D	L

ALL-TIME LARGEST COLISEUM BASEBALL CROWDS

Attendance	Opponent	Date	Note	W-L
55,861	New York	Oct. 13, 2001	ALDS, Game 3	L
55,528	Kansas City	Sept. 4, 2002	AL Record 20th straight win	W
54,513	New York	Apr. 24, 2002	—	L
54,268	Arizona	July 8, 2000	Fireworks	W
54,123	San Francisco	June 30, 2002	—	W
53,802	Kansas City	July 5, 2002	Fireworks	W
53,501	San Francisco	June 29, 2002	—	L
53,498	Detroit	Apr. 3, 2000	Opening Night	L
51,838	Anaheim	July 3, 2001	Fireworks	W
51,768	San Francisco	June 2, 2000	Fireworks	W

ALL-TIME LARGEST CROWDS ON THE ROAD

Attendance	Opponent	Date	Note	W-L
62,038	San Francisco	Oct. 27, 1989	World Series, Game 3	W
62,032	San Francisco	Oct. 28, 1989	World Series, Game 4	W
61,696	California	Aug. 11, 1989	—	W
60,326	California	Aug. 13, 1989	—	L
58,963	California	Apr. 24, 1982	—	L
56,915	New York	Oct. 7, 2000	ALDS, Game 4	W
56,717	New York	Apr. 10, 1998	—	L
56,710	New York	Apr. 11, 1997	—	W
56,697	New York	Oct. 10, 2001	ALDS, Game 1	W
56,684	New York	Oct. 11, 2001	ALDS, Game 2	W

TOP REGULAR SEASON CROWDS VS. CLUBS

Club	HOME		
	Attendance	Date	
Anaheim	51,838	July 3, 2001	
Arizona	54,268	July 8, 2000	
Baltimore	47,741	June 12, 1972	
Boston	50,863	Aug. 8, 2001	
Chicago	45,227	May 18, 1997	
Cleveland	48,241	Aug. 1, 1998	
Colorado	25,333	June 15, 1997	
Detroit	53,498	Apr. 3, 2000	
Houston	35,065	June 9, 2002	
Kansas City	55,528	Sept. 4, 2002	
Los Angeles	35,163	July 14, 2001	
Milwaukee	45,398	Apr. 3, 1984	
Minnesota	45,207	Apr. 9, 1990	
New York	54,513	Apr. 24, 2002	
San Diego	40,374	July 2, 1998	
San Francisco	54,123	June 30, 2002	
Seattle	46,786	Apr. 17, 1981	
Tampa Bay	35,162	Sept. 6, 1998	
Texas	45,606	Oct. 1, 2000	
Toronto	46,770	July 4, 1985	

Club	ROAD	
	Attendance	Date
Anaheim	61,696	Aug. 11, 1989
Arizona	36,976	July 7, 2001
Baltimore	50,071	July 27, 1991
Boston	35,886	Aug. 23, 1974
Chicago	43,297	June 16, 1990
Cincinnati	27,246	June 22, 2002
Cleveland	49,989	July 7, 1990
Colorado	48,308	Aug. 30, 1997
Detroit	53,565	July 25, 1971
Kansas City	41,329	Sept. 21, 1980
Los Angeles	51,392	Aug. 28, 1997
Milwaukee	54,987	Sept. 27, 1992
Minnesota	52,000	Aug. 17, 1991
New York	56,717	Apr. 10, 1998
Pittsburgh	30,549	June 19, 2002
San Diego	22,816	June 17, 1997
San Francisco	47,719	July 3, 1997
Seattle	56,535	Sept. 20, 1996
Tampa Bay	35,325	July 26, 1998
Texas	49,187	July 4, 2000
Toronto	50,529	Sept. 8, 1993

NETWORK ASSOCIATES COLISEUM FIRSTS

Game: April 17, 1968

Final Score: Baltimore 4, Oakland 1

Winning Pitcher: Dave McNally

Losing Pitcher: Lew Krausse

Attendance: 47,233

First Victory: April 18, 1968

Final Score: Oakland 4, Baltimore 3

Winning Pitcher: Paul Lindblad

Losing Pitcher: Gene Brabender

Batter: Curt Blefary, Baltimore
(walked by Lew Krausse)

A's Batter: Bert Campaneris (popped out to second baseman Davey Johnson)

Hit: Boog Powell (Home run off Lew Krausse, 2nd inning, Apr. 17)

A's Hit: Rick Monday (Home run off Dave McNally, 6th inning, Apr. 17)

Run: Boog Powell (Home run off Lew Krausse, 2nd inning, Apr. 17)

A's Run: Rick Monday (Home run off Dave McNally, 6th inning, Apr. 17)

Error: Bert Campaneris, SS (ball hit by Frank Robinson, 4th inning, Apr. 17)

Pinch Hit: Tony La Russa (single off Dave McNally, 9th inning, Apr. 17)

Relief Pitcher: Diego Segui (relieved Lew Krausse in 6th inning, Apr. 17)

Network Associates Coliseum

RAINOUPS AT THE NETWORK ASSOCIATES COLISEUM (19)

1970	vs. Seattle, Apr. 13	1982	vs. Seattle, Apr. 10	1993	vs. Cleveland, Apr. 23
1972	vs. Minnesota, Sept. 25	1983	vs. Boston, Apr. 23		vs. Minnesota, May 27
	vs. Minnesota, Sept. 26		vs. Detroit, Apr. 30	1996	vs. Baltimore, May 15
	vs. Cincinnati, Oct. 17		vs. Chicago, Sept. 30	1997	vs. Boston, Aug. 19
1978	vs. California, Apr. 15	1988	vs. Cleveland, May 6	1998	vs. New York, Apr. 3
	vs. Minnesota, Apr. 24	1990	vs. Cleveland, May 27		vs. Detroit, May 5
1979	vs. New York, Apr. 26				

SHORTENED GAMES IN OAKLAND (4)

1968	vs. Detroit, May 24 (called after 7 innings tied at 2-2)
1971	vs. Kansas City, Apr. 9 (called after top of the 6th; A's won 5-0)
1999	vs. New York, Apr. 5 (called after 8 innings; A's won 5-3)
2002	vs. Seattle, Apr. 16 (called after top of the 7th; A's lost 6-2)

ATHLETICS HOME BALL PARKS


Stadium	Location	Years Used
Columbia Park	29th and Columbia Street, Philadelphia, PA	1901-1908
Shibe Park *	Lehigh Ave. and 21st Street, Philadelphia, PA	1909-1954
Municipal Stadium	22nd Street and Brooklyn Ave., Kansas City, MO	1955-1967
Network Associates Coliseum**	66th Ave. and Hegenberger Road, Oakland, CA	1968-Present

* Renamed Connie Mack Stadium prior to the 1953 season

** Originally named Oakland-Alameda County Coliseum



Shibe Park served as the home of the Philadelphia Athletics from 1909-54.



MISCELLANEOUS

Media Information and Policies

WORKING PRESS CREDENTIALS: Credentials will be issued only to legitimate media. Season credentials will be issued to those news agencies that cover the Athletics on a daily basis. Requests for daily credentials must be made by the affiliation's editor, producer or director on official company letterhead 24 hours in advance of the game. All credentials are non-transferable. All members of the media must be on assignment. No freelance journalists will be credentialed. Please submit all credential requests to Debbie Gallas, media services coordinator.

PHOTO CREDENTIALS: Photo passes will be issued to photographers on assignment from legitimate news gathering organizations and representatives licensed by Major League Baseball. The Oakland A's will not issue credentials to freelance photographers. Priority in all photo areas will be granted to news organizations on deadline. All photographs taken are to be used for news-gathering purposes or officially licensed products. Any other use of photographs will be considered a violation of existing trademark and copyright restrictions.

ON-LINE CREDENTIALING POLICY: Media credentials for on-line media services will be granted only to those agencies licensed by Major League Baseball (MLBAM, News Digital Media and ESPN Internet Ventures) to provide "real-time" accounts and descriptions of A's home games; or to those on-line services that are part of a national newsgathering agency; reach a broad audience; produces original content; has an established record of producing original content; and employ full-time journalists. This policy is encouraged by Major League Baseball and allows the Oakland Athletics to maintain quality control in the press box and clubhouses.

ROVING CAMERAS: Television cameras are prohibited from roving in the stands at all times. For the comfort of fans, interviews are to be conducted on the concourse and not in the stands while the game is in progress.

PRESS WILL CALL: Credentials may be picked up at Press Will Call located on the Plaza Level between the Stadium and the Arena. Press Will Call opens two and a half hours prior to game time.

CLUBHOUSES: The Athletics clubhouse is located on the third base side and the visitor's is located on the first base side. Access can be obtained by taking the press elevator to the first floor or through the door on the right near the end of the hall after you enter through the North Press Gate. Only credentialed media with clubhouse access will be admitted. TV cameras and photographers are not allowed in the clubhouse prior to the game and only TV cameras are permitted in the clubhouse following the game (no still photographers). The A's clubhouse is open to the media three and one-half hours prior to the game and then will close during the A's posted batting practice time. The clubhouse will then reopen at the conclusion of batting practice and will close 45 minutes prior to game time. The clubhouse will open no earlier than five minutes or no later than 10 minutes following the game. At times, certain additional restrictions may be imposed. **Please do not lounge in the manager's office or in the clubhouse at any time.** The break area, the trainer's room and the umpire's dressing room are off limits to the media. If a comment or interpretation from the umpire crew chief is needed, a pool reporter may be assigned.

FIELD ACCESS: Only credentialed media with field access will be allowed onto the field. All media must clear the field immediately following batting practice. Only newspaper and magazine photographers will be allowed on the field level during the game.

POST-GAME PROCEDURES: In most cases, Manager Ken Macha will be available to the media in his office immediately after the A's clubhouse is opened after the game. Please ask any questions of the manager related to the game during this post-game session. Also, please be respectful of those members of the media who are on deadline when directing questions to the manager and players. **Once again, please do not lounge in the manager's office, the clubhouse or attempt to conduct full-length interviews after a game.**

LIVE TRANSMISSIONS: Non-rightsholders are permitted to transmit live reports from the Network Associates Coliseum prior to and after every game. Live television shots by non-rightsholders are prohibited while the rightsholder is on the air and the game is in progress. Radio stations and assigned correspondents for out of town reports are allowed to give inning or half inning updates. Reports must be confined to between-innings only, limited to 60 seconds in length, and limited to six per game. A violation of these Major League Baseball guidelines may result in the revocation of credentials.

Media Information and Policies

CELLULAR PHONES: The use of cellular phones for radio interviews is prohibited on the field or in the clubhouse. Any other phone interviews must be arranged through the Athletics Public Relations Department.

SCOUTS: Credentialed major league scouts are not allowed in the press box during the game. However, scouts do have access to the press box during the pre-game period to pick up notes, stats, etc.

PRESS BOX: The press box and all broadcast positions are located on the loge level. Access is by the press elevator only. The first base side of the press box is reserved for print media while the third base side is reserved for electronic media. The press box is a working area. Cheering and loud conversation will not be permitted. The Oakland A's prohibit any person under the age of 18 from entering the press box on game days without prior approval from the A's public relations department. **Guests are not allowed in the press box without prior approval from the A's Public Relations Department.**

PRESS LOUNGE: The press lounge is located behind Section 117 (second floor from the press elevator). It opens two hours prior to the game and closes at game time. The charge is \$8.00 and meal tickets are available for purchase in the lounge. Media members must be properly credentialed for admittance into the dining room.

PUBLIC RELATIONS OFFICE: The Oakland Athletics Public Relations Office is located within the team's executive offices on the east side of the Coliseum Arena. The offices are located directly across the plaza from the Customer Accommodations Office.

PRESS BOX SERVICES: Game notes, statistics, starting lineups and other pertinent news releases from both teams are available on the first base side of the press box for working press and scouts only. Post-game notes and the game's box score will be available shortly after the conclusion of the game. Information guides for all clubs are available upon request from a member of the A's public relations staff in the press box.

AUTOGRAPH POLICY: Credentialed members of the media are prohibited from requesting autographs or equipment on the playing field, in the dugout or in the clubhouses. Any violation of this policy will result in immediate revocation of the credential and bar future use.

TELEPHONES: A total of six telephones, three credit card and three pay phones, are available in the main press box. Additional phone lines may be ordered by calling Cindy Gee of Pacific Bell at (510) 645-0064.

TICKETS: All requests for media complimentary tickets must be made to Debbie Gallas at least 48 hours prior to game time. Tickets may be picked up at Press Will Call. There is a limit of two tickets per game.

OAKLAND ATHLETICS PUBLIC RELATIONS DEPARTMENT



Jim Young

PUBLIC RELATIONS STAFF

Jim Young, Director of Public Relations
Mike Selleck, Baseball Information Manager
Debbie Gallas, Media Services Coordinator
Kristy Fick, Media Services Coordinator



Mike Selleck



Debbie Gallas

DIRECT PHONE

563-2380
563-2233
563-2207



Kristy Fick

E-MAIL ADDRESS

jyoung@oaklandathletics.com
mselleck@oaklandathletics.com
dgallas@oaklandathletics.com
kfick@oaklandathletics.com

MAILING ADDRESS

7000 Coliseum Way
Oakland, CA 94621
(510) 638-4900
FAX: (510) 562-1633
Website: oaklandathletics.com

Athletics On The Air



BILL KING

Radio Play-By-Play

Arguably the most recognizable voice in the history of Bay Area broadcasting, Bill King returns for his 23rd season as a member of the Athletics broadcasting team. He has spent five decades thrilling fans with his vivid descriptions of some of the most historical moments in the annals of three of the Bay Area's major sports franchises—the San Francisco/Golden State Warriors, the Oakland/Los Angeles Raiders and since 1981, the Oakland Athletics.

Three points come to mind when characterizing King's career—excellence, diversity and longevity. One would be hard-pressed to find an announcer who served as the lead play-by-play voice for three major sports franchises for as long as King, who enjoyed 27 years with the Raiders, 21 with the Warriors and is now in his 23rd season with the Athletics. He is on a very short list of announcers who balanced announcing duties with three major sports franchises simultaneously as King did during a three-year period in the early 80's.

King's passion for painting a visual account of the action has made his broadcasting style an art form. His trademark exclamatory phrase, "Holy Toledo," whenever something needs a little extra emphasis, has been familiar to Bay Area sports fans for over 40 years.

King had already established himself as a local and national broadcasting icon when he joined the A's for the 1981 season. Because of his immense talents as a football and basketball play-by-play announcer, many think of baseball as being King's third sport. However, after 22 seasons of calling A's games—beginning with the "Billy Ball" teams of the early 80's, continuing with the "Bash Brothers" era that saw the A's pound their way to three straight World Series appearances from 1988-90 and transitioning to the talented teams of present day, King can comfortably take his place alongside the game's great announcers, both past and present.

Greg Papa, current A's television broadcaster and radio play-by-play voice of the Oakland Raiders had this to say about King—"Bill is without a doubt the best radio play-by-play announcer I have heard in all of sports. His energy, preparation, his thoroughness, his word choice—he is without peer. He makes you come alive in a big moment, but he fills the in-between moments with interesting material. The man is a radio genius. Most guys are not as good as their reputations, but Bill has never let me down. Every broadcast is a pure joy."

As a longtime play-by-play announcer for both the San Francisco/Golden State Warriors (1962-83) and the Oakland/Los Angeles Raiders (1966-92), King's voice defined the golden era for both teams.

His accounts of Raider games—from the infamous "Heidi" game against the New York Jets in 1968; a string of last second victories on George Blanda field goals during the 1970 season; the "Sea of Hands" game against Miami in the 1974 AFC Playoffs; Dave Casper's "Ghost to the Post" touchdown reception that gave the Raiders a 1977 play-off win at Baltimore; the memorable "Holy Roller" play against the San Diego Chargers in 1978; and "Old Man" Willie Brown's interception return for a touchdown in Super Bowl X—are regularly replayed by NFL Films and will forever be a part of the game's lore.

When the Philadelphia Warriors moved west to San Francisco following the 1961-62 season, it was the voice of Bill King that introduced professional basketball to fans in the Bay Area and Northern California. For the next 21 seasons, King described the action from courtside during the Wilt Chamberlain era and saw the transition to the Nate Thurmond and Rick Barry eras and beyond. His play-by-play descriptions of the Warriors improbable run to the 1974-75 NBA championship remain etched in the minds of Bay Area basketball fans.

Along with legendary announcers as Chick Hearn, Johnny Most, Marty Glickman and Marv Albert, King was one of the most recognizable courtside voices of his day. While many of his colleagues were very skilled at describing the action on the ball, many credit King as the first announcer who routinely described the action off the ball, as well. Although he gave up his basketball duties after the 1982-83 season, many announcers working today emulate his rapid fire, staccato play-by-play style. Few will ever match his cadence and timing.

"I have rarely seen a marriage of an announcer and a game like there was with Bill and the NBA," said Al Michaels of ABC Sports. "The staccato delivery, the verbal intonation was just in lockstep with the way basketball was played. He was as good as anybody ever in the NBA."

King was stationed on the island of Guam at the end of World War II when he began his broadcasting career with the Armed Forces Radio Network. He launched his sportscasting career in the late 1940's in Pekin, Ill., broadcasting minor league baseball, along with high school football and basketball games. He later added duties calling Bradley University basketball games along with Nebraska football and basketball contests.

King came to the Bay Area in 1958, when he was hired by KSFO radio to join legendary talents Russ Hodges and Lon Simmons on the San Francisco Giant broadcasts. He also served as the voice for Cal football and basketball games.

A true renaissance man who is recognized by his distinctive handlebar mustache and beard, King is a devout patron of the arts who regularly attends the ballet, opera and the symphony. As a small boat sailor, he has taken open sea trips to Hawaii, Canada and up and down the West Coast. A voracious reader, King has devoted much of his adult life studying Russian history.

A native of Bloomington, Ill., King resides in Sausalito.



KEN KORACH

Radio Play-By-Play

Ken Korach begins his eighth year as a member of the A's broadcasting team, combining his talents with those of Bill King and Ray Fosse to form one of the top broadcasting trios in the game. In addition to his primary radio duties, Korach will also handle announcing assignments for a handful of television games on FOX Sports Net and KICU.

Prior to joining the A's in 1996, Korach served as a member of the Chicago White Sox broadcasting crew for four seasons, handling mostly weekend games. During the same period, he was the top play-by-play voice for the Las Vegas Stars of the Pacific Coast League, a position he held for three seasons.

Athletics On The Air

In addition to his baseball work, Korach has 21 years of experience broadcasting college basketball and 15 years of college football experience. He has been in the booth for two California Bowls, a pair of Las Vegas Bowls, the 1993 Peach Bowl and the 1994 Senior Bowl. During the off-season, he handles radio play-by-play duties for UNLV men's basketball. The National Sportswriters and Sportscasters Association named him the 2001 Nevada Sports caster of the Year.

Korach's ties to the Bay Area precede his appointment with the Athletics. From 1985-92, he was the radio voice for San Jose State football and basketball games. He began his broadcasting career in 1984, when he took over the play-by-play duties for the Redwood Pioneers of the California League. He also worked as the voice for the Phoenix Firebirds of the Pacific Coast League from 1986-87.

A native of Los Angeles, Korach attended San Diego State and UC Santa Barbara, where he graduated with a degree in social sciences in 1975. He and his wife, Denise, reside in Henderson, Nev. with their daughter, Emilee.



GREG PAPA

Television Play-By-Play

Greg Papa returns for his 14th season as the television voice of the Athletics. In addition to his television assignments with the A's, he also handles radio play-by-play duties for the Oakland Raiders and college basketball play-by-play for FOX Sports Net.

Papa has been a familiar voice in the Bay Area broadcasting circles since 1986 when he took over radio play-by-play chores with the Golden State Warriors, a position he held through the 1997 season. Following his stint with the Warriors, he served as the television play-by-play voice for the San Antonio Spurs for three seasons (1997-2000). Prior to moving west, Papa was a member of the

Indiana Pacers radio and television broadcasting teams for the 1984-85 and 1985-86 seasons. His national network assignments have included work with NBC, ABC and ESPN.

A native of Buffalo, NY, Papa graduated from Syracuse University's Newhouse School of Broadcasting in 1984. He resides in Danville with his wife Angela and their children, Derek, Alexandria, Danielle, Erika and Nicolas.



RAY FOSSE

Radio and Television Analyst

Former major league all-star catcher Ray Fosse is in his 18th season as a member of the Athletics radio team and he returns for his 15th season in the television booth as the team's top analyst.

A 12-year major league veteran, Fosse spent time with the Cleveland Indians, Oakland A's, Seattle Mariners and Milwaukee Brewers, compiling a .256 batting average with 61 home runs. A top draft pick of the Indians in 1965, he made his major league debut with the Tribe in 1967 and spent the next six seasons in Cleveland. He enjoyed his most productive season in 1970 when he batted .307 with a career high 18 home runs and 61 RBI, landing a spot on the American League All-Star team and

earning a Gold Glove Award. In July of 2001, he was named one of the Cleveland Indians Top 100 Players as part of the team's yearlong 100th anniversary celebration.

Fosse was traded to the A's for the 1973 season and played a major role on the club's 1973 and '74 World Championship teams. In 1973, he appeared in 141 games behind the plate, which stood as an Oakland team record until Ramon Hernandez caught 142 games in 2000. Fosse was back in Cleveland for the 1976 season and part of the '77 campaign. He wrapped up the 1977 season with the Seattle Mariners and retired following the 1979 season after appearing in 19 games with the Milwaukee Brewers.

A native of Marion, Ill., Fosse and his wife Carol have been married for 32 years. They have two children, Nikki and Lindsey. The Fosses make their off-season home in Phoenix, Ariz.



ROBERT BUAN

Host, Extra Innings

Robert Buan returns for his fourth season as the host of the A's "Extra Innings" post-game show after taking over the duties on a full-time basis in August of 2000. In addition to his on-air responsibilities, he also holds the position of broadcasting manager in the A's front offices, where he has been employed since the 1995 season.

Buan has been a fixture on the A's broadcasts for each of the last seven seasons, hosting various features such as The A's Road Report, The First 100 Years of A's Baseball and the A's Minor League Report, to name a few. He has also worked as a local correspondent on various national networks,

including ESPN, SportsFan and One-on-One Sports.

Buan is a 1993 graduate of Santa Clara University where he majored in political science with minors in French and philosophy. He worked at the campus radio station, handling play-by-play duties for basketball, baseball and soccer.

A native of Spokane, Wash., the 31-year old Buan makes his home in Orinda.

Athletics Broadcast History

TELEVISION FLAGSHIPS

Year	Flagships	Announcers
1968	KBHK	Monte Moore, Al Helfer
1969	KBHK	Monte Moore, Al Helfer
1970	KBHK	Monte Moore, Harry Caray
1971	KBHK	Monte Moore, Bob Elson
1972	KBHK	Monte Moore, Jim Woods
1973	KTVU	Monte Moore, Jim Woods
1974	KTVU	Monte Moore, Jon Miller
1975	KPIX	Monte Moore, Bob Waller
1976	KPIX	Monte Moore, Wayne Walker
1977	KPIX	Monte Moore, Wayne Walker
1978	KPIX	Monte Moore, Wayne Walker, Curt Flood
1979	KPIX	Monte Moore, Wayne Walker
1980	KPIX	Monte Moore, Wayne Walker
1981	KPIX	Bill King, Wayne Walker
1982	KCRA	Bill King, Lon Simmons, Harmon Killebrew
1983	KBHK	Bill King, Lon Simmons, Bill Rigney
1984	KBHK	Bill King, Lon Simmons, Bill Rigney
1985	KPIX	Bill King, Lon Simmons, Ted Robinson
1986	KPIX	Bill King, Lon Simmons, Ted Robinson
1987	KPIX	Bill King, Lon Simmons, Ted Robinson
1988	KPIX	Monte Moore, John Shrader, Ray Fosse
1989	KPIX, KICU	Monte Moore, John Shrader, Ray Fosse
1990	KPIX, KICU, SportsChannel	Monte Moore, Ray Fosse
1991	KPIX, KICU, SportsChannel	Monte Moore, Ray Fosse, Greg Papa, Reggie Jackson, Bill Rigney
1992	KPIX, KICU, SportsChannel	Monte Moore, Ray Fosse, Greg Papa, Reggie Jackson, Bill Rigney
1993	KRON, SportsChannel	Greg Papa, Dick Stockton, Ray Fosse
1994	KRON, SportsChannel	Greg Papa, Dick Stockton, Ray Fosse
1995	KRON, SportsChannel	Greg Papa, Dick Stockton, Ray Fosse
1996	KRON, SportsChannel	Greg Papa, Ken Wilson, Ray Fosse
1997	KRON, SportsChannel	Greg Papa, Ken Wilson, Ray Fosse
1998	KRON, Fox Sports Bay Area	Greg Papa, Ken Wilson, Ray Fosse
1999	KICU, Fox Sports Bay Area	Greg Papa, Ray Fosse
2000	KICU, Fox Sports Bay Area	Greg Papa, Ray Fosse
2001	KICU, Fox Sports Net	Greg Papa, Ray Fosse
2002	KICU, Fox Sports Net	Greg Papa, Ray Fosse

RADIO FLAGSHIPS

Year	Flagships	Announcers	Year	Flagships	Announcers
1968	KNBR	Monte Moore, Al Helfer	1985	KSFO	Bill King, Lon Simmons, Wayne Hagin
1969	KNBR	Monte Moore, Al Helfer	1986	KSFO	Bill King, Lon Simmons, Ray Fosse
1970	KNBR	Monte Moore, Harry Caray	1987	KSFO	Bill King, Lon Simmons, Ray Fosse
1971	KEEN	Monte Moore, Bob Elson, Red Rush	1988	KSFO	Bill King, Lon Simmons, Ray Fosse
1972	KEEN	Monte Moore, Jim Woods, Jim Piersall	1989	KSFO	Bill King, Lon Simmons, Ray Fosse
1973	KEEN	Monte Moore, Jim Woods	1990	KSFO	Bill King, Lon Simmons, Ray Fosse
1974	KEEN	Monte Moore, Jon Miller, Bill Rigney	1991	KSFO	Bill King, Lon Simmons, Ray Fosse
1975	KEEN	Monte Moore, Bob Waller	1992	KSFO	Bill King, Lon Simmons, Ray Fosse
1976	KNBR	Monte Moore, Bob Waller	1993	KNEW	Bill King, Lon Simmons, Ray Fosse
1977	KNBR	Monte Moore, Bob Waller	1994	KFRC	Bill King, Lon Simmons, Ray Fosse
1978	KNEW, KALX	Bud Foster, Jim Peterson, Curt Flood Larry Baer, Bob Kozberg	1995	KFRC	Bill King, Lon Simmons, Ray Fosse
1979	KKIS	Red Rush, Hal Ramey	1996	KFRC	Bill King, Ken Korach, Ray Fosse
1980	KDIA	Red Rush, Dom Valentino, Ted Robinson	1997	KFRC	Bill King, Ken Korach, Ray Fosse
1981	KSFO	Bill King, Lon Simmons, Wayne Hagin	1998	KFRC	Bill King, Ken Korach, Ray Fosse
1982	KSFO	Bill King, Lon Simmons, Wayne Hagin	1999	KABL	Bill King, Ken Korach, Ray Fosse
1983	KSFO	Bill King, Lon Simmons, Wayne Hagin	2000	KABL	Bill King, Ken Korach, Ray Fosse
1984	KSFO	Bill King, Lon Simmons, Wayne Hagin	2001	KABL	Bill King, Ken Korach, Ray Fosse
			2002	KFRC	Bill King, Ken Korach, Ray Fosse

2003 Athletics Network Affiliates

FOX SPORTS NET



Fox Sports Net enters its 13th season as the cable television home of the Oakland A's and is scheduled to telecast 60 regular season games in 2003.

Fox Sports Net provides sports programming to over 3.6 million cable subscribers in Northern California and Northern Nevada, and presents more live, local sports programming than any other local television outlet. In addition to the A's, Fox Sports Net's local programming menu features the San Francisco Giants, Golden State Warriors, Sacramento Kings, San Jose Sharks, San Jose Earthquakes, and Bay Area CyberRays. Fox Sports Net's national programming features Pac-10 and Big 12 football, Pac-10 and ACC basketball, NASCAR coverage, ATP tennis and Sunday Night Fights. Also shown nationally are "The Best Damn Sports Show Period," "54321," "The NFL Show," and "Beyond The Glory." Its networks of 21 regional sports channels now reaches over 82 million homes, and it serves as the first truly nationwide, regional and local supplier of sports programming. Throughout the year, Fox Sports Net regional outlets provides sports fans with an extensive lineup of live MLB, NBA, NHL action as well as continued home team coverage from collegiate and scholastic levels.

KFRC AM/FM



KFRC AM/FM, an Infinity Broadcasting station, returns as the flagship station on the Oakland Athletics 20-station radio network. This is the station's second run as the A's flagship station, previously airing games from 1994-98.

KFRC AM/FM, San Francisco's exclusive "oldies" station, provides two of the Bay Area's strongest frequencies which reaches every zip code in the nine-county San Francisco metro area. The station's signal also clearly reaches Cloverdale in the north and beyond Gilroy in the south, as well as into portions of the San Joaquin Valley. KFRC's 610 AM signal is 5,000 watts while it's FM signal is 40,000 watts.

KFRC is a consistently top-rated Bay Area station with high profile call letters that have been in the market since 1924. The station's personalities are positively recognized in the market. Morning hosts Cammy Blackstone and Dean Goss, mid-morning host Sue Hall, afternoon drive-time host Bobby Ocean and evening host Sylvia Chacon are popular with listeners and collectively make for one of the strongest on-air talent teams in the competitive Bay Area market.

A station the entire family can listen to, songs by outstanding artists such as The Beatles, Fleetwood Mac, The Supremes, Elton John, Elvis, The Rolling Stones, The Doors and Credence Clearwater Revival, to name a few, make up the majority of KFRC's programming. The station also features full service news, sports, weather and traffic reports, Motown Monday's, Beatles Wednesdays, Time Line and Rock & Roll's Greatest Hits with Dick Bartley.

KICU ACTION 36 CABLE 6



Action 36 Cable 6 (KICU-TV) enters its seventh season as the flagship station of the A's television network. In addition to the 50 games it will televise during the 2003 season, Action 36 Cable 6 is also the home to Oakland Raiders Preseason Football, Raiders: Behind The Shield, San Jose Cyber Rays soccer, San Jose Sharks Playoff Hockey and numerous sports specials.

Along with a full slate of sports programming, Action 36 Cable 6 is also making investments in quality programming, airing shows like "Just Shoot Me," "Cops," "Family Feud," "That '70s Show," "The Nanny," "Wildest Police Videos," "Ask Rita" and "Married with Children," to name a few. With the Bay Area's largest movie library, Action 36 Cable 6 is Your Weekend Movie Station as well.

Action 36 Cable 6 is committed to local programming, as well, airing shows such as "Silicon Valley Business," the longest-running show devoted to the high tech industry in the Bay Area, "High School Sports Focus," and "Q&A," a show devoted to the issue facing the community.

On March 1, 2000, Cox Broadcasting, parent company of Oakland's KTVU television station, signed a deal to purchase Action 36 Cable 6. Cox Broadcasting is a subsidiary of privately held Cox Enterprises, which also publishes the Atlanta-Journal Constitution. In August of 2001, the name KICU officially changed to Action 36 Cable 6.

2003 A'S RADIO NETWORK

Station	On Dial	City	Station	On Dial	City	Station	On Dial	City
KAHI	950 AM	Auburn	KMCA	1460 AM	Redding	KTOM	1380 AM	Salinas
KADI	1110 AM	Kihei, HI	KMYC	1410 AM	Marysville	KTSN	1340 AM	Elko, NV
KBLF	1490 AM	Red Bluff	KPMD	1300 AM	Mendocino	KVML	1450 AM	Sonora
KESP	970 AM	Modesto	KPTT	630 AM	Reno, NV	KWHO	102.3 FM	Mt. Shasta
KFIG	1430 AM	Fresno	KRKC	1490 AM	King City	KWSW	790 AM	Eureka
KFRC	610 AM	San Francisco	KYIQ	1660 AM	Merced	KXBX	1270 AM	Lakeport
KIQS	1560 AM	Willows	KTMT	880 AM	Medford, OR			

Bold indicates flagship station

Spring Training Information

REPORTING DATES: Pitchers and catchers report on February 15 with the first workout scheduled for February 16. The full squad reports on February 19 with the first workout scheduled for February 20. Pitchers and catchers will report to the A's minor league camp on March 4 with the first workout slated for March 5. The remainder of the club's minor leaguers report on March 7 with the first full workout scheduled for that afternoon.

PUBLIC RELATIONS DEPARTMENT

Main Office	(602) 225-9400
Jim Young, Director of Public Relations	(602) 797-5632
Mike Selleck, Baseball Information Manager	(602) 797-5639
Press Box Direct Line	(602) 797-5644
Office Facsimile	(602) 225-9473

WORKOUTS: From February 16-25, the A's will be working out at their minor league facility, Papago Park Baseball Complex, located at 1802 North 64th Street in Phoenix. Beginning on February 26, the club will be headquartered at Phoenix Municipal Stadium, located at 5999 East Van Buren in Phoenix. The club will break camp in Phoenix and fly to Tokyo, Japan following the March 19th game against the Milwaukee Brewers in Phoenix.

MEDIA INFORMATION: For credentials or broadcast space, please contact Jim Young at (602) 797-5632 or Mike Selleck at (602) 797-5639. A media lunch is served before all home games at a cost of \$8.00.

HEADQUARTERS HOTEL: Doubletree Guest Suites, 320 North 44th Street, Phoenix, Arizona, 85008. (602) 225-0500.

MINOR LEAGUE HEADQUARTERS: Papago Park Baseball Complex, 1802 North 64th Street, Phoenix, Arizona, 85004. (480) 949-5951.

STADIUM: Phoenix Municipal Stadium (Capacity: 8,776), 5999 East Van Buren, Phoenix, Arizona. (602) 225-9400.

2003 SPRING TRAINING SCHEDULE

DATE	DATE	OPPONENT	SITE	TIME
February 27	Thu	Milwaukee	Maryvale	12:05 pm
February 28	Fri	Milwaukee	Phoenix	12:05 pm
March 1	Sat	Kansas City *	Surprise	12:05 pm
March 2	Sun	San Francisco *	Phoenix	12:05 pm
March 3	Mon	Arizona	Phoenix	12:05 pm
March 4	Tue	Kansas City	Phoenix	12:05 pm
March 5	Wed	Milwaukee	Maryvale	12:05 pm
March 6	Thu	Seattle (ss)	Peoria	12:05 pm
		Anaheim (ss)	Tempe	12:05 pm
March 7	Fri	Texas	Surprise	12:05 pm
March 8	Sat	Anaheim *	Phoenix	12:05 pm
March 9	Sun	Chicago-NL (ss) *	Phoenix	12:05 pm
		Chicago-AL (ss)	Tucson	12:05 pm
March 10	Mon	Chicago-NL *	Mesa	6:05 pm
March 11	Tue	Colorado	Phoenix	12:05 pm
March 12	Wed	Chicago-AL	Phoenix	12:05 pm
March 13	Thu	Off Day		
March 14	Fri	Colorado (ss)	Tucson	12:05 pm
		Chicago-NL (ss) *	Mesa	12:05 pm
March 15	Sat	Seattle *	Phoenix	12:05 pm
March 16	Sun	Anaheim (ss) *	Phoenix	12:05 pm
		Seattle (ss)	Peoria	12:05 pm
March 17	Mon	Texas	Phoenix	12:05 pm
March 18	Tue	Anaheim	Tempe	12:05 pm
March 19	Wed	Milwaukee	Phoenix	11:05 am
March 22	Sat	Yomiuri Giants	Tokyo, Japan	2:10 am
March 22	Sat	Fukuoka Daiei Hawks	Tokyo, Japan	7:10 pm
March 29	Sat	San Francisco Giants *	San Francisco	1:05 pm
March 30	Sun	Sacramento River Cats	Sacramento	1:05 pm

All Times are Pacific

*Broadcast on KFRC 610 AM

(ss) Split Squad

Spring Training Information

PAST SPRING TRAINING FINISHES

YEAR	SITE	RECORD	HOME ATTENDANCE	(DATES)
1968	Bradenton, FL			
1969	Mesa, AZ	10-14	12,003	(13)
1970	Mesa, AZ	15-13	17,614	(14)
1971	Mesa, AZ	12-15	14,889	(16)
1972	Mesa, AZ	9-11	17,295	(13)
1973	Mesa, AZ	14-10	21,206	(14)
1974	Mesa, AZ	8-16	26,732	(12)
1975	Mesa, AZ	7-11	36,732	(10)
1976	Mesa, AZ	4-10	21,373	(9)
1977	Mesa, AZ	12-15	24,446	(16)
1978	Mesa, AZ	9-15	28,695	(12)
1979	Scottsdale, AZ	12-10	13,295	(9)
1980	Scottsdale, AZ	13-7	19,098	(10)
1981	Scottsdale, AZ	17-10	37,899	(13)
1982	Phoenix, AZ	8-14	42,043	(10)
1983	Phoenix, AZ	14-11	28,621	(9)
1984	Phoenix, AZ	12-14	33,352	(12)
1985	Phoenix, AZ	13-13-1	49,718	(13)
1986	Phoenix, AZ	17-12	68,292	(15)
1987	Phoenix, AZ	14-15	88,994	(14)
1988	Phoenix, AZ	14-16	129,120	(15)
1989	Phoenix, AZ	19-13	152,416	(16)
1990	Phoenix, AZ	6-10	81,490	(9)
1991	Phoenix, AZ	13-16-1	156,345	(16)
1992	Phoenix, AZ	15-13	131,460	(14)
1993	Phoenix, AZ	15-18-1	174,911	(19)
1994	Phoenix, AZ	19-11	126,160	(15)
1995	Phoenix, AZ	15-11-1	41,893	(15)
		6-4-2	16,617	(6)
1996	Phoenix, AZ	16-16-1	86,543	(15)
1997	Phoenix, AZ	17-15-1	103,298	(18)
1998	Phoenix, AZ	18-13	93,261	(17)
1999	Phoenix, AZ	16-17	92,110	(16)
2000	Phoenix, AZ	20-11-1	77,781	(14)
2001	Phoenix, AZ	22-10	110,876	(15)
2002	Phoenix, AZ	17-15-1	118,268	(17)

RECORDS VS. CURRENT CACTUS LEAGUE OPPONENTS

TEAM	HOME	ROAD	TOTAL
Anaheim	28-26-1	27-29	55-65-1
Arizona	4-2	2-5*	6-7
Chicago-AL	5-3	3-3	8-6
Chicago-NL	36-31-1	32-28	68-59-1
Colorado	12-3	6-8	18-11
Kansas City	-	-	-
Milwaukee	40-30-2	27-36	67-36-2
San Diego	34-21	26-35	60-56
San Francisco	48-36-2	39-39-1	87-75-3
Seattle	27-25	26-20	53-45
Texas	-	-	-

Others: Cleveland 38-47; Houston 0-1; Los Angeles 2-6; Minnesota 1-1; New York Mets 0-2; Pittsburgh 1-0; St. Louis 1-0; Tokyo Orions (1-2); Taiyo (1-0).

* includes one game played in Hermosillo, Mexico

2002 Spring Training Statistics

FINAL BATTING STATISTICS

Player	AVG	G	AB	R	H	TB	2B	3B	HR	RBI	SH	SF	HP	BB	IBB	SO	SB	CS	GIDP	E	SLG	OBP
Byrnes, E.	.213	24	61	10	13	26	4	0	3	16	0	1	0	7	0	12	2	0	0	0	.426	.290
Cancel, R.	.333	3	3	0	1	2	1	0	0	0	0	0	0	0	0	1	0	0	0	0	.667	.333
Chavez, E.	.270	22	63	11	17	39	7	0	5	13	0	0	1	6	0	9	1	0	0	3	.619	.343
Colangelo, M.	.288	27	52	11	15	18	3	0	0	1	0	0	7	6	0	9	2	0	1	0	.346	.431
Cosme, C.	.000	1	1	1	0	0	0	0	0	0	0	0	0	0	0	0	0	0	0	1	.000	.000
Crosby, B.	.000	1	1	0	0	0	0	0	0	0	0	0	0	0	0	0	0	0	0	0	.000	.000
Dye, J.	---	0	0	0	0	0	0	0	0	0	0	0	0	0	0	0	0	0	0	0	---	---
Ellis, M.	.320	25	50	10	16	21	0	1	1	10	0	0	1	7	0	8	0	0	3	2	.420	.414
Flores, J.	.292	19	24	8	7	9	2	0	0	0	0	0	0	6	0	5	3	0	1	4	.375	.433
German, E.	---	0	0	0	0	0	0	0	0	0	0	0	0	0	0	0	0	0	0	0	---	---
Giambi, Je	.290	23	69	14	20	30	4	0	2	9	0	1	1	15	0	17	0	0	0	2	.435	.419
Grabowski, J.	.310	16	29	5	9	16	4	0	1	6	0	0	0	2	0	6	0	0	2	1	.552	.355
Guevara, G.	.000	2	1	0	0	0	0	0	0	0	0	0	0	0	0	0	0	0	0	0	.000	.000
Hatteberg, S.	.383	23	60	12	23	42	4	0	5	14	0	1	2	5	0	4	0	0	2	1	.700	.441
Hernandez, R.	.346	19	52	6	18	22	1	0	1	4	0	0	2	0	6	0	0	1	1	4	.233	.370
Howe, M.	.000	1	2	0	0	0	0	0	0	0	0	0	0	0	0	0	0	0	0	0	.000	.000
Justice, D.	.204	17	49	3	10	16	3	0	1	5	0	0	0	3	0	6	1	0	0	1	.327	.250
Keith, R.	1.000	1	1	0	1	2	1	0	0	1	0	0	0	0	0	0	0	0	0	0	2.000	1.000
Landry, J.	.333	4	3	0	1	1	0	0	0	0	0	0	0	0	0	0	0	0	0	0	.333	.333
Lockwood, M.	.000	2	2	0	0	0	0	0	0	1	0	0	0	0	0	0	0	0	0	0	.000	.000
Long, T.	.267	24	75	10	20	28	3	1	1	7	0	0	0	5	0	14	2	0	0	0	.373	.313
Lopez, L.	.341	26	44	4	15	26	5	0	2	7	0	0	0	1	0	4	0	0	1	2	.591	.356
McDougall, M.	---	2	0	0	0	0	0	0	0	1	0	0	0	0	0	0	0	0	0	0	---	---
McKay, C.	.276	25	29	9	8	14	3	0	1	9	0	1	0	4	0	6	0	0	1	2	.483	.353
Mendez, C.	.357	11	14	0	5	8	1	1	0	3	0	0	0	0	0	1	0	0	0	0	.571	.357
Menechino, F.	.328	20	61	8	20	28	5	0	1	8	0	1	0	6	0	7	0	1	4	2	.459	.382
Meyers, C.	.095	13	21	4	2	2	0	0	0	2	0	0	1	1	0	4	0	0	2	1	.095	.174
Morrissey, A.	---	1	0	0	0	0	0	0	0	0	0	0	0	0	0	0	0	0	0	0	---	---
Myers, G.	.323	12	31	1	10	12	2	0	0	4	0	0	0	3	0	4	0	0	0	0	.387	.382
Pena, C.	.153	23	59	8	9	13	1	0	1	7	0	1	1	11	0	17	1	0	1	3	.220	.292
Piatt, A.	.400	11	15	4	6	8	2	0	0	4	0	0	0	3	0	4	0	0	0	0	.533	.500
Ryan, R.	.333	15	30	7	10	11	1	0	0	1	0	0	0	4	0	3	0	0	1	1	.367	.412
Saenz, O.	.308	21	52	8	16	31	3	0	4	13	0	2	0	2	0	11	0	0	3	5	.586	.321
Sutton, D.	.250	20	32	5	8	13	2	0	1	5	0	1	0	2	1	5	0	0	1	1	.406	.286
Tejada, M.	.269	22	67	7	18	30	3	0	3	10	0	1	1	4	0	14	0	2	3	6	.448	.315
Valdez, M.	.250	12	24	4	6	9	0	0	1	2	0	0	0	3	0	6	0	0	2	0	.375	.333
Velarde, R.	.246	17	57	8	14	28	6	1	2	5	0	0	1	5	0	9	2	0	2	1	.491	.317
Warner, M.	.125	16	16	5	2	2	0	0	0	1	0	0	0	8	0	7	1	1	0	0	.125	.417
Team	.276	33	1168	184	322	509	71	4	36	173	1	11	16	121	1	208	15	4	33	44	.436	.349
Opponents	.289	33	1201	181	347	525	80	7	28	160	10	8	17	72	1	221	33	9	26	29	.437	.336

FINAL PITCHING STATISTICS

PITCHER	W	L	ERA	G	GS	CG	GF	SHO	SV	IP	H	R	ER	HR	HB	BB	IBB	SO	WP	BK	OPP	AVG
Bost, H.	1	0	1.59	4	0	0	2	0	2	5.2	6	1	1	0	0	1	0	3	1	0	.273	
Bowie, M.	2	1	3.86	4	0	0	0	0	0	4.2	7	5	2	2	1	0	0	6	0	1	.333	
Bradford, C.	0	0	1.46	9	0	0	2	0	0	12.1	7	3	2	0	0	2	0	12	0	0	.159	
Coppinger, R.	0	0	9.00	2	0	0	0	0	0	2.0	2	2	2	0	0	5	0	1	4	0	.250	
Cotton, J.	0	1	27.00	1	0	0	1	0	0	0.1	1	1	1	0	0	3	0	0	0	0	.500	
Fyhrie, M.	0	1	8.31	4	3	0	1	0	0	8.2	15	8	8	2	1	3	0	10	0	0	.375	
German, F.	0	1	6.75	2	0	0	0	0	0	1.1	0	2	1	0	0	2	0	1	0	0	.000	
Harville, C.	0	0	7.27	7	0	0	0	0	0	8.2	10	7	7	2	1	1	0	10	0	0	.303	
Hiljus, E.	1	1	6.35	7	5	0	0	0	0	28.1	36	20	20	7	0	3	0	23	0	0	.303	
Holtz, M.	0	0	5.23	9	0	0	2	0	0	10.1	11	6	6	2	1	2	0	8	0	0	.262	
Hudson, T.	1	0	2.35	5	5	0	0	0	0	23.0	19	6	6	3	0	4	0	15	1	0	.218	
Koch, B.	1	0	4.70	13	0	0	5	0	2	15.1	13	8	8	0	1	3	0	11	2	0	.232	
Lankford, F.	0	0	0.00	1	0	0	1	0	0	1.0	1	0	0	0	0	0	0	1	0	0	.200	
Lee, S.	0	0	9.00	1	0	0	0	0	0	1.0	1	1	1	0	0	2	0	1	0	0	.250	
Levrault, A.	0	1	8.71	4	2	0	0	0	0	10.1	19	10	10	2	0	2	0	7	0	0	.388	
Lidle, C.	2	2	6.28	7	7	0	0	0	0	28.2	41	24	20	4	0	4	0	14	0	0	.333	
Luebbers, L.	0	1	10.80	3	0	0	0	0	0	5.0	7	6	6	0	0	3	0	2	2	0	.333	
Magnante, M.	2	1	5.84	11	0	0	1	0	0	12.1	19	10	8	0	1	3	0	5	0	0	.352	
McClaskey, T.	1	1	6.75	3	0	0	1	0	0	4.0	4	3	3	1	0	1	0	5	0	0	.250	
Mecir, J.	0	1	4.63	10	0	0	0	0	0	11.2	16	8	6	1	3	3	0	8	2	0	.348	
Miller, M.	2	0	0.61	11	0	0	7	0	3	14.2	10	1	1	0	3	0	0	11	0	0	.192	
Mulder, M.	1	1	6.52	5	5	0	0	0	0	19.1	28	17	14	0	2	3	0	16	0	0	.341	
Pena, J.	0	0	0.00	4	0	0	2	0	1	3.0	1	0	0	0	0	1	1	3	2	0	.100	
Scheffer, A.	0	0	1.69	4	0	0	2	0	1	5.1	3	1	1	0	0	2	0	5	2	0	.176	
Tam, J.	0	0	6.00	9	0	0	0	0	0	9.0	15	6	6	0	0	5	0	6	0	0	.366	
Venafro, M.	1	0	5.11	10	0	0	1	0	0	12.1	19	8	7	0	1	2	0	7	0	0	.345	
Villegas, I.	1	0	0.00	2	0	0	1	0	0	3.0	2	0	0	0	0	3	0	1	0	0	.182	
Vizcaino, L.	0	0	2.79	6	0	0	4	0	1	9.2	10	3	3	1	0	0	0	9	0	0	.263	
Zito, B.	1	2	3.96	6	6	0	0	0	0	25.0	24	14	11	1	2	8	0	20	0	0	.245	
Team	17	15	4.90	33	33	0	33	1	10	296.0	347	181	161	28	17	72	1	221	16	1	.289	
Opponents	15	17	5.14	33	33	0	33	0	6	294.0	322	184	168	36	16	121	1	208	17	0	.276	

Earning Straight A's In The Community

The Oakland Athletics organization has long prided itself on its involvement in the community, boasting one of the most active and far-reaching community relations programs in all of professional sports.

OAKLAND A'S COMMUNITY FUND: Each year, the A's Community Fund donates over \$600,000 to various Bay Area community programs to support charitable organizations in their efforts to improve educational programs, aid the underprivileged, assist in crime and drug prevention and service children, seniors and those who work to improve the quality of life for people throughout the Bay Area.

BREAST CANCER AWARENESS DAY: For the past four seasons, the A's have presented Breast Cancer Awareness Day to honor breast cancer survivors, educate fans about breast health and raise money for the fight against breast cancer. The A's donate up to half of the game proceeds to assist with breast cancer research and education.

LITTLE A'S: The A's Community Fund hosts approximately 10,000 children of moderate and low-income families at selected home games. Children from local, not-for-profit youth organizations receive a complimentary game ticket, lunch and a Little A's souvenir. Berkeley Farms and Krispy Kreme are sponsors of this program.

A'S PITCHING PALS: Presented by Health Net, A's pitchers conduct a series of private clinics for children from selected Bay Area youth baseball teams prior to selected home games throughout the season. Aspiring young ballplayers join an A's pitcher in the bullpen for this once-in-a-lifetime chance to learn the fundamentals of pitching through a generous grant provided by Health Net.

HOME RUN READERS: In partnership with Citation Homes and Legato, Home Run Readers rewards students of all grade levels for reaching their personal reading goals. Students throughout Alameda, Contra Costa and Santa Clara Counties that achieve their reading goals are rewarded with classroom visits from front office staff, or Stomper the team mascot. Six lucky schools receive visits from A's players and coaches in April and May. The students are also treated to an A's game during the season. Last year over 8,000 students attended the game.

A'S COMMUNITY FUND GOLF CLASSIC: This annual tournament pairs participants with A's players, coaches and celebrities for a spectacular day of golf at one of the Bay Area's top courses. The event features tee prizes, brunch, an awards banquet, silent and live auctions of sports memorabilia and other prizes. All proceeds benefit the A's Community Fund. This year's event is scheduled for June 16th at the Chardonnay Golf Club in Napa.

TAKE THE FIELD WITH THE A'S: During the season, selected Little Leaguers will have the opportunity to take the field like a major league player. Sponsored by Plumbers & Steamfitters Local Union 342, this program gives children the opportunity to accompany A's players when they take the field at selected home games.

A'S AMIGOS: During the season, an A's Spanish speaking player will host six clinics (one per month) for 10 elementary school children each date. Sponsored by the A's Community Fund, the children will participate in a special pre-game chat with a player in the A's dugout prior to the game. These children will also receive 2 game tickets, food vouchers and an A's cap.

SILENT AUCTION: During weekend home games throughout the season, the A's Community Fund hosts a silent auction behind section 119 in the Network Associates Coliseum. Various sports memorabilia signed by A's players and players from other Major League Baseball teams are auctioned off. Proceeds from the auction benefits the Community Fund and other designated not for profit organizations.

KNOCK OUT CANCER FOR KIDS PROGRAM: Based on home runs and grand slams scored in each season, Local 342 makes a cash contribution to Camp Okizu, the camp for children with cancer. In the four years since its inception, Local 342 has given close to \$100,000 to this non-profit organization.

A'S DOUBLE PLAYS: Based on double plays executed in each home and away game, the Men's Wearhouse makes a cash contribution to the Oakland Zoo. Since 1987, The Men's Wearhouse has donated more than \$150,000 to the Oakland Zoo.

MDA MUSCLE TEAM: The Oakland A's will sponsor Albertson's Muscle Team dinner and auction on April 24, 2003, which honors children with neuromuscular diseases. The Muscle Team consists of professional athletes, primarily from Bay Area teams. Each athlete will be partnered with a child served by MDA. The athlete will present the child with an award during the evening. The inaugural Albertson's Muscle team dinner and auction netted over \$158,000 last season.

SPECIAL OLYMPICS DAY: The Oakland A's invite athletes from Special Olympics of the Bay Area for a fun-filled day at the Net. This day includes a clinic with Oakland A's coaches and a special pre-game ceremony to honor these special athletes.



2003 Athletics Promotional Schedule

Date	Day	Opponent	Time	Promotion	Distribution
Apr. 1	Tue	Seattle	7:05	Opening Night Magnetic Schedule	25,000
Apr. 5	Sat	Anaheim	1:05	A's Calendar	20,000
Apr. 6	Sun	Anaheim	5:05	A's Stadium Bag (Network Associates) DARE DAY	10,000
Apr. 19	Sat	Texas	1:05	A's Stainless Steel Travel Mug (San Jose Mercury News)	10,000
Apr. 20	Sun	Texas	5:05	A's Fleece Beanie (Plumbers & Steamfitters Local 342)	10,000
Apr. 26	Sat	Cleveland	1:05	Miguel Tejada "MVP" Bobblehead (Wells Fargo)	15,000
Apr. 27	Sun	Cleveland	1:05	Little League Day I	
May 10	Sat	New York	1:05	A's Thundersticks (Premmican Beef Jerky)	15,000
May 11	Sun	New York	1:05	Macy's 5K Fun Run A's Mother's Day Make Up Bag (Macy's/Ralph Lauren Romance)	7,500
May 23	Fri	Kansas City	6:05	Fireworks	
May 24	Sat	Kansas City	1:05	Wine Festival A's Acrylic Collectors Wine Glass	10,000
May 25	Sun	Kansas City	1:05	Barry Zito "Cy Young" Bobblehead (Pepsi)	15,000
June 14	Sat	Montreal	1:05	A's Russian Nesting Dolls (Pepsi)	10,000
June 15	Sun	Montreal	1:05	Little League Day II A's Father's Day Necktie (Macy's)	7,500
July 4	Fri	Anaheim	5:05	A's "Stars and Stripes" Cap Beer Festival	10,000
July 5	Sat	Anaheim	6:05	Fireworks (Oakland Tribune)	
July 6	Sun	Anaheim	1:05	A's BBQ Grill Set (Bounty)	10,000
July 12	Sat	Baltimore	1:05	Mark Mulder Bobblehead (Pepsi)	15,000
July 13	Sun	Baltimore	1:05	A's Khaki Visor	10,000
Aug. 3	Sun	New York	1:05	Photo Day (Fuji Film)	
Aug. 14	Thur	Boston	12:35	MUG Root Beer Float Day (Pepsi/Albertsons)	
Aug. 16	Sat	Toronto	1:05	A's Stadium Tailgate Stool	10,000
Aug. 17	Sun	Toronto	1:05	TBA	
Aug. 30	Sat	Tampa Bay	6:05	Fireworks	
Aug. 31	Sun	Tampa Bay	1:05	A's Bucket Hat	10,000
Sept. 20	Sat	Seattle	1:05	Breast Cancer Awareness Day A's Cap	10,000
Sept. 21	Sun	Seattle	1:05	A's Baseball Card Team Set (Plumbers & Steamfitters Local 342)	15,000

Dates, times, giveaways and events are tentative and subject to change.

Go to www.oaklandathletics.com for the most up-to-date promotional schedule.

TO PURCHASE A's TICKETS, CALL (510) 762-2277.


MEDIA GUIDE CREDITS

Oakland A's Public Relations Department consists of Jim Young, Director of Public Relations; Mike Selleck, Baseball Information Manager; Kristy Fick, Media Relations Coordinator; and Debbie Gallas, Media Services Coordinator.

The 2003 Oakland Athletics Media Guide was designed and printed at Ben Franklin Press, 910 South Hohokam Drive, Suite 104, Tempe, AZ 85281. Cover design by Mike Ono, Creative Services Manager, Oakland Athletics.

The A's would like to extend special thanks to Major League Baseball's Information System, the Elias Sports Bureau, Howe Sports Data, Stats, Inc., Bill Arnold of The Sports Features Group and David Vincent for their contributions to this year's guide. Photography by Michael Zagaris, Oakland A's team photographer; Ron Riesterer, Oakland Tribune; National Baseball Hall of Fame; the Anaheim Angels; and Oakland A's archives.

Additional and updated information, statistics or photos are available to credited news sources by contacting the A's Public Relations Department or by logging onto the team's website at oaklandathletics.com. --Jim Young and Mike Selleck, Co-Editors.



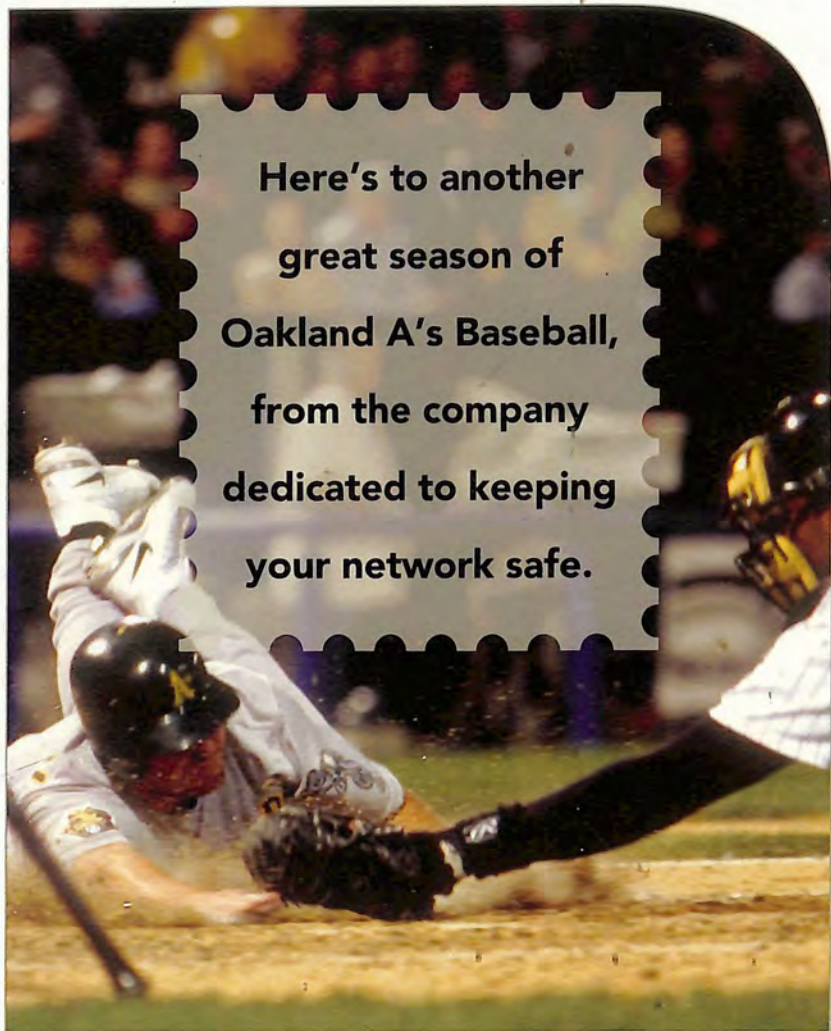
**Pepsi congratulates
Barry Zito of the Oakland Athletics
for winning the coveted
2002 Cy Young Award for pitching.**



**It Takes A Lot To
Win The Cy Young.**

YEAR	G	GS	CG	SHO	IP	H	R	ER	HR	BB	SO	W	L	9v	P/GS	BAA	ERA
2002	35	35	1	0	229.1	182	79	70	24	78	182	23	5	0	105.4	.219	2.75





Here's to another
great season of
Oakland A's Baseball,
from the company
dedicated to keeping
your network safe.



Network
ASSOCIATES®

YOUR NETWORK. OUR BUSINESS.