



*1995 Phillies
Media Guide*

1995 SIGNIFICANT DATES

June 1-3	Amateur Draft
July 11	All-Star Game (Texas' The Ballpark in Arlington)
July 30	Hall of Fame Induction
July 31	Hall of Fame Game
October 3	Division Playoffs (<i>tenative</i>)
October 10	League Championship Series
October 21	World Series begins

WHERE THE PHILLIES STAY

City	Hotel	Telephone
Atlanta	Hotel Nikko	(404) 365-8100
Chicago	Hyatt Regency	(312) 565-1234
Cincinnati	Hyatt Regency	(513) 579-1234
Colorado	Hyatt Regency	(303) 295-1234
Florida	Marriott Marina	(305) 463-4000
Houston	Westin Galleria	(713) 960-8100
Los Angeles	Inter-Continental	(213) 617-3300
Montreal	LeCentre Sheraton	(514) 878-2000
New York	Grand Hyatt	(212) 883-1234
Pittsburgh	Vista International	(412) 281-3700
St. Louis	Ritz-Carlton	(314) 863-6300
San Diego	Marriott Mission Valley	(619) 692-3800
San Francisco	Grand Hyatt	(415) 398-1234

PRE-GAME WORKOUT SCHEDULE

Hitting & Infield	1:35 PM Game	5:35 PM Game	7:05 PM Game	7:35 PM Game
Phils Pitchers			4:25—4:45	4:55—5:15
Phils Extras	11:15—11:45	3:15—3:45	4:45—5:15	5:15—5:45
Phils Regulars	11:45—12:15	3:45—4:15	5:15—5:45	5:45—6:15
Visitors Hit	12:15—12:55	4:15—4:55	5:45—6:25	6:15—6:55
Phils Infield	12:55— 1:05	4:55—5:05	6:25—6:35	6:55—7:05
Visitors Infield	1:05— 1:15	5:05—5:15	6:35—6:45	7:05—7:15

PHILLIES FAX NUMBERS

Executive Office: (215) 463-9493
Public Relations/Finance: (215) 389-3050
Stadium Operations/Merchandising: (215) 463-8765
Marketing/Promotions/Community Relations: (215) 463-6025
Baseball Operations: (215) 755-9324
Ticket Office/Sales: (215) 463-9878

The 1995 Media Guide was published March 1, 1995. Newspapers, magazines, radio and television stations needing additional information should contact the Phillies PR office at: P.O. Box 7575, Philadelphia, PA 19101; (215) 463-6000.

CREDITS

Executive Editor: Larry Shenk
Editor: Leigh Tobin
Associate Editor: Gene Dias
Print/Creative Services: Tina Urban
Photography: Roger Luce, Rosemary Rahn, Al Tielemans, Heddy Bergsman
Contributors: Marianne D'Alonzo, Susan Ingersoll, Jay McLaughlin,
Karen Nocella



More publications available at:

www.retroseasons.com/library/

TABLE OF CONTENTS

PERSONNEL

Office listing, ownership, executive biographies,
medical crew, clubhouse personnel,
broadcasting information, Phillie Phanatic,
Thomas' trades p 2

MISCELLANEOUS

Vet Stadium, Vet firsts, game information,
postponements, rules of interest,
qualifying marks p 19

HISTORY

All-time roster, managers list, team history,
opening day, year-by-year finishes p 24

AWARDS

Hall of Famers, All-Stars, Gold Gloves,
NL player honors p 52

RECORDS

Individual and team batting/pitching season records,
best/worst records p 57

HITTING FACTS

Career batting leaders, home run information,
season leaders, pinch hitting, stolen bases, yearly leaders p 78

PITCH/DEFENSE

Career pitching leaders, pitching information,
yearly leaders, defensive information p 109

1994 REVIEW

Final stats, highs & lows,
fielding, day-by-day, standings p 126

MINOR LEAGUES

Directory of farm clubs, scouts;
draft history, 1994 stats,
biographies/stats of minor leaguers p 140

1995 PHILLIES

Biographies of Fregosi, coaches, players,
non-roster players; team roster p 168

On The Cover . . .

The Phillies celebrate their Silver Season at Veterans Stadium in 1995. The logo, which will appear on the Phillies uniforms and throughout their publications, was designed to commemorate this noteworthy event in Phillies history.

The Media Guide has been divided into 10 different sections. Each section has its own table of contents page which should enable you to locate more specific information more efficiently.



PHILLIE PHANATIC

PERSONNEL

<i>Baseball Personnel</i>	12
<i>Broadcasting</i>	16-18
<i>Clubhouse Personnel</i>	13
<i>Executive Biographies</i>	7-11
<i>Executive History</i>	15
<i>Major League Scouts</i>	13
<i>Medical Team</i>	14
<i>Office Personnel</i>	3-4
<i>Ownership</i>	5-6
<i>Phillie Phanatic</i>	11
<i>Thomas' Player Moves</i>	7-8
<i>Uniform Numbers</i>	15

OFFICE PERSONNEL

President, Chief Executive Officer and Managing General Partner	Bill Giles
Executive Vice President, Chief Operating Officer and Co-General Partner ..	David Montgomery
Partners	Claire S. Betz
	Tri-Play Associates
	(Alexander K. Buck, J. Mahlon Buck, Jr., William C. Buck)
	Double Play, Inc.
	(Herbert H. Middleton, Jr.)
	Fitz Eugene Dixon, Jr.

ADMINISTRATION

President, Chief Executive Officer and Managing General Partner	Bill Giles
Executive Vice President, Chief Operating Officer and Co-General Partner ..	David Montgomery
Secretary and General Counsel	Bill Webb
Executive Administrator	Nancy Nolan
Director, Planning/Development	Tom Hudson
Director, Business Development	Joseph Giles

BASEBALL ADMINISTRATION

Senior Vice President, General Manager	Lee Thomas
Assistant General Manager	Ed Wade
Director, Player Development	Del Unser
Director, Scouting	Mike Arbuckle
Assistant to the President	Paul Owens
Administrator, Baseball Operations	Susan Ingersoll
Traveling Secretary	Eddie Ferenz
Computer Analysis	Jay McLaughlin
Secretary, Minor Leagues/Scouting	Maryann Skedzielewski
Video Operations	Dan Stephenson

FINANCE/ACCOUNTING

Senior Vice President, Finance & Planning	Jerry Clothier
Executive Secretary, Finance	JoAnn Marano
Controller	Lou Perez
Payroll Administrator	Karen Wright
Senior Accountant	Scott Schneider
Accounts Payable Coordinator	Reeny Dunn
Payroll Assistant	Christine Negley

PUBLIC RELATIONS/COMMUNITY RELATIONS

Vice President, Public Relations	Larry Shenk
Manager, Print/Creative Services	Tina Urban
Manager, Publicity	Leigh Tobin
Manager, Media Relations	Gene Dias
Administrator, Public Relations	Karen Nocella
Director, Community Relations	Regina Castellani
Community Relations Representative	Karen Howard
Community Relations Representative	Kelly Nanni
Community Relations Representative	Marianne D'Alonzo
Broadcaster; Director, Speakers' Bureau	Chris Wheeler
Speakers' Bureau Representative	Maje McDonnell
Substance Prevention Educator	Dickie Noles

MARKETING/PROMOTIONS

Vice President, Marketing	Dennis Mannion
Manager, Marketing Services	Kurt Funk
Manager, Advertising/Broadcasting	Jo-Anne Levy-Lamoreaux
Manager, Corporate Marketing	Dave Buck
Assistant to VP, Marketing	Debbie Nocito
Corporate Marketing Representative	Agnes Gayhardt
Corporate Marketing Representative	Jim Getgey
Corporate Marketing Representative	Garry Maddox
Manager, Entertainment	Chris Legault
Entertainment Representative	Katharine Campbell
Phillie Phanatic	Tom Burgoyne
Entertainment Representative, Phanatic	Matt Mahler
Manager, Fan Development	Rob Holiday
Fan Development Representative	Dick Allen
Marketing Administration/Receptionist	Lisa Mamounis
Marketing Representative	Leila Graham-Willis

OFFICE PERSONNEL (cont.)

MARKETING/PROMOTIONS (continued)

Manager, Promotions	John Brazer
Manager, Merchandising	Mike Connor
Video Service Representative	Anthony Fanticola

SALES/TICKETS

Vice President, Ticket Operations	Richard Deats
Director, Sales	Rory McNeil
Director, Ticket Department	Dan Goroff
Director, Sales Operations	John Weber
Director, Group Sales	Kathy Killian
Super Box Coordinator	Lynn Samuels
Corporate Sales Representative	Tom Mashek
Sales Office Representative	Joanne Hudson
Sales Office Representative	Laura Horn
Sales Office Representative	Eric Tobin
Ticket Office Representative	Cathy Krise
Ticket Office Representative	Andrea Hobbs
Ticket Office Representative	Sharon Snyder
Ticket Office Representative	Corning Pearson
Ticket Office Representative	Lori Loughlin

COMPUTER OPERATIONS

Director, Information Systems	Brian Lamoreaux
Manager, Computer Operations	Christopher Pohl
Manager, Software & Analysis	Donna Underwood
Senior System Programmer	Walt Fillmann

STADIUM OPERATIONS

Director, Stadium Operations	Mike DiMuzio
Secretary, Stadium Operations	Bernie Mansi
Receptionist	Kelly Addario
Stadium Operations Assistant	Patty McKee
Office Operations	Bruce Leith
Super Box Administrator	Carmen DiNovi
Supervisor, Field & Maintenance Operations	Ralph Frangipani
Assistant Sup., Field & Maintenance Operations	Jody Boon
Field & Maintenance Operations	Jeff Wright
Maintenance	Jack Kelleher
Maintenance	Tony McClean
Maintenance	James Rodriguez
Maintenance	Frank Bowens
Office Security	Foster Mears
Office Security	Ted DiMuzio
Office Security	Ed Berry

MEDICAL PERSONNEL

Team Physician	Dr. Phillip Marone
Trainer	Jeff Cooper
Assistant Trainer	Mark Andersen
EAP Coordinator	Dr. William O'Brien

CLUBHOUSE PERSONNEL

Manager, Equipment and Home Clubhouse	Frank Coppenbarger
Assistant, Equipment Manager	Joe Dunn
Manager, Visiting Clubhouse	Kevin Steinhour
Assistant, Home Clubhouse	Pete Cera

FLORIDA OPERATIONS

Director of Operations	John Timberlake
General Manager, Clearwater Phillies	Jim Herlihy
Manager, Marketing/Promotions, Clearwater Phillies	Toby O'Brien
Business Manager, Clearwater Phillies	Dianne Gonzalez
Field Supervisor	Opie Cheek
Ground Crew	Ron Cheek
Ground Crew	Phil Cheek

OWNERSHIP

Bill Giles formed a partnership called The Phillies and purchased the club from the Carpenter Family following the 1981 season.

The Phillies is a limited partnership consisting of Bill Giles and David Montgomery who are general partners and four limited partners:

- ★ Claire S. Betz
- ★ Tri-Play Associates, a partnership of three brothers, Alexander K. Buck, J. Mahlon Buck Jr. and William C. Buck. They are the principal executive officers of TDH Capital Corporation, a private venture capital investment company.
- ★ Double Play, Inc., a wholly owned subsidiary of G. W. Hunter, Inc. Herbert H. Middleton, Jr., is Chairman of Double Play and Hunter, a fifth generation Philadelphia based family business.
- ★ Filtz Eugene Dixon, Jr., the civic leader who is Chairman of the Board of Widener University; President of the Fairmount Park Commission; Chairman, Board of Governors, State System of Higher Education and Chairman, State Horse Racing Commission.

None of the partners owns as much as 50 percent of the partnership.



BILL GILES
*President,
Chief Executive Officer
and Managing General Partner*

From a part-time staffer who did odds and ends to the President of a major league baseball club. That's the lifetime baseball story of William Y. (Bill) Giles.

Born in Rochester, NY, on September 7, 1934, nearly all of Giles' life has been spent around the game of baseball. His father, the late Warren C. Giles, was President and General Manager of the Cincinnati Reds (1946-51) and President of the National League (1951-69). Bill's mother died when he was nine so he spent long hours and a lot of days with his father at Crosley Field in Cincinnati.

Bill's first job in baseball came when he was "around 14" years of age. It wasn't a glamorous position, as he did all kinds of odds and ends in the Cincinnati Reds' Public Relations Department.

He attained his current position on October 29, 1981. It was on this date, Giles' group of partners purchased the Phillies from the Carpenter family. When the Carpenters announced they were selling the club prior to the 1981 season, Giles went to work organizing a group. He interviewed a field of 200 potential partners. His final group consisted of six different partners.

Giles' path to Philadelphia wound through the minor leagues and two big league clubs.

His first official baseball position came when he was 19, following his freshman year at Denison University. "I was sent to Morristown (TN) in the old Mountain States League as General Manager to save a poor team. Within a week, the entire league folded," he laughs now.

While at Denison he played football and baseball and was President of the Sigma Chi fraternity his senior year.

Following graduation (BA degree in Economics), Giles spent three years in the U. S. Air Force as a navigator in the Strategic Air Command.

His baseball career began full time in 1959, following a discharge from the Air Force, when he was named General Manager of the Nashville Vols (Cincinnati Reds minor league team). From there he moved to the expansion Houston Colt .45s.

While in Houston, Giles served as Traveling Secretary, Publicity Director, Director of Public Relations and Promotions and Vice President. With the opening of Veterans Stadium approaching, the Carpenter family brought Giles to Philadelphia to run the business end of the operation.

(Giles continued)

Giles began his Phillies career as Vice President, Business Operations, following the 1969 baseball season. Three years later he was promoted to Executive Vice President.

The Phillies are very active in the community. The tone for community involvement is set by Giles. He donates many hours to the community. He's active in many organizations: Chairman of the Board, Philadelphia Convention and Tourism Bureau; member of the Executive Committee, Philadelphia Chamber of Commerce and Philadelphia Sports Congress; on the board of the Pennsylvania Chamber of Commerce, Economic Coalition and the Police Athletic League; and a member of the Union League and Rotary Club.

Giles has been honored many, many times for his contributions to the city. Among the awards: Distinguished Citizen of the Year (1985) by the Boy Scouts of America, 1992 recipient of the Garry Maddox Award by the Philadelphia Child Guidance Center; Police Athletic League Man of the Year (1993), Philadelphia Boys Choir Man of the Year (1994), and Anti-Defamation Leagues Man of the Year (1994).

Giles is likewise very active in Major League Baseball matters. He's currently on the Executive Council, Official Rules Committee, Television Committee, Schedule Formal Committee and Chairman of the Marketing Committee

Bill and his wife, Nancy, reside in Villanova, PA. They are the parents of three sons, Michael, Joseph and Chris. Joe and his wife, Paula, and Chris, his wife, Amy and daughter, Elizabeth all live in the Philadelphia area.



DAVID MONTGOMERY
Executive Vice President
Chief Operating Officer
and
Co-General Partner

David Montgomery assumed the duties of the day to day business operations when Bill Giles became president in 1982.

Montgomery joined the Phillies in February 1971, as a member of the Sales Department. He progressed to positions of Marketing Director and Director of Sales before becoming Executive Vice-President. His title was changed to Executive Vice-President and Chief Operating Officer in January of 1992. In November of 1994, he was designated as Co-General Partner.

Born June 26, 1946 in Philadelphia, David is a graduate of The William Penn Charter School and the University of Pennsylvania where he majored in history. He then received an M.B.A. from the Wharton School.

David serves on the Board of Directors of Major League Baseball Properties and Major League Baseball Properties, Canada. In addition, he acts as Chairman of the Industry Strategy Committee.

He is involved in various civic activities, including serving on the boards of Need in Deed, the Better Business Bureau of Southeastern Pennsylvania and the advisory Committee of the Schuylkill Center for Environmental Education. He is also a Vice President of the General Alumni Society of the University of Pennsylvania.

He and his wife, Lyn, have three children, Harry, Sam and Susa and make their home in the Wyndmoor section of Philadelphia.

EXECUTIVES



LEE THOMAS Sr. Vice President General Manager

James Leroy (Lee) Thomas, born February 5, 1936, joined the Phillies on June 21, 1988, as the Vice President, Player Personnel. A few months later, his title was changed to Vice President, General Manager as he signed a three-year contract. He has been given three contract extensions since that time, the most recent, signed in 1993, taking him through the 1997 season. In January of 1992 his title was changed once again to Senior Vice President and General Manager.

Architect of the 1993 Phillies, only the third last to first place team, he was named Major League Executive of the Year for 1993.

He joined the Phillies after being the Director of Player Development for the St. Louis Cardinals since 1981. An 18-year career with the Cardinals began in 1970 when he was a triple-A player-coach at Tulsa. From there, Thomas was the Cardinals bullpen coach (1971-72), minor league manager (1973 at Sarasota and 1974 at Modesto), assistant in the sales and promotions department with the major league club, traveling secretary (1976-80) and then director, player development. (1981-88).

An outfielder-first baseman, Thomas signed with the Yankees in 1954. He played eight years in the majors with the Yankees, Angels, Red Sox, Braves, Cubs and Astros and one year in Japan (1969), with the Nankai Hawks. He was an All-Star with the Angels in 1962.

Lee and Susan Thomas are the parents of two boys, Scott and Matthew. They reside in Yardley.

THOMAS PLAYER MOVES

- 7/15/88 Acquired Amalio Carreno from NY Yankees for Luis Aguayo.
- 8/24/88 Acquired Alex Madrid from Milwaukee for Mike Young.
- 9/1/88 Acquired Bob Sebra from Montreal for Travis Chambers.
- 10/3/88 Acquired Dave Holdrige from California for Lance Parrish.
- 10/24/88 Acquired Tom Herr, Tom Nieto and Eric Bullock from Minnesota for Shane Rawley.
- 11/17/88 Herr re-signed as free agent.
- 12/6/88 Acquired Floyd Youmans, Jeff Parrett and Jeff Tabaka from Montreal for Kevin Gross.
- 12/7/88 Mike Schmidt re-signed as a free agent.
- 12/7/88 Greg Harris signed as a free agent.
- 12/8/88 Acquired Ken Howell and Gordon Dillard from Baltimore for Phil Bradley.
- 12/16/88 Acquired Steve Lake and Curt Ford from St. Louis for Milt Thompson.
- 2/16/89 Steve Ontiveros signed as a free agent.
- 4/3/89 Dwayne Murphy signed as a free agent.
- 6/2/89 Acquired John Kruk and Randy Ready from San Diego for Chris James.
- 6/18/89 Acquired Charlie Hayes, Terry Mulholland and Dennis Cook from San Francisco for Steve Bedrosian and Rick Parker.
- 6/18/89 Acquired Lenny Dykstra, Roger McDowell and Tom Edens from NY Mets for Juan Samuel.
- 7/13/89 Acquired Jeff Gray from Cincinnati for Bob Sebra.
- 9/2/89 Acquired Jeff Hulse from Kansas City for Larry McWilliams.
- 12/1/89 Carmelo Martinez signed as a free agent.
- 12/4/89 Acquired Dave Hollins from San Diego and Sil Campusano from Toronto in Major League Draft.
- 12/6/89 Steve Lake re-signed as a free agent.
- 3/31/90 Acquired Darrel Akerfelds from Texas for cash.
- 3/31/90 Acquired Jose DeJesus from Kansas City for Steve Jeltz.
- 4/8/90 Rod Booker signed as a free agent.
- 5/6/90 Dickie Noles signed as a free agent.
- 7/23/90 Acquired Joe Boever from Atlanta for Marvin Freeman.
- 8/3/90 Acquired Dale Murphy and Tommy Greene from Atlanta for Jeff Parrett, Jim Vatcher and Victor Rosario.

THOMAS PLAYER MOVES (cont.)

- 8/30/90 Acquired Wes Chamberlain, Julio Peguero and Tony Longmire from Pittsburgh for Carmelo Martinez.
- 8/31/90 Acquired Nikco Riesgo and Rocky Elli from NY Mets for Herr.
- 9/13/90 Acquired Darrin Fletcher from Los Angeles for Cook.
- 10/31/90 Darren Daulton re-signed as a free agent.
- 12/17/90 Danny Cox signed as a free agent.
- 1/10/91 Wally Backman signed as a free agent.
- 1/10/91 John Morris signed as a free agent.
- 1/11/91 Jim Lindeman signed as a free agent.
- 4/6/91 Dave LaPoint signed as a free agent.
- 4/7/91 Acquired Mitch Williams from CHI Cubs for Chuck McElroy and Bob Scanlan.
- 7/15/91 Steve Searcy signed as a free agent.
- 7/31/91 Acquired Mike Hartley and Braulio Castillo from Los Angeles for Roger McDowell.
- 12/8/91 Acquired Kyle Abbot and Ruben Amaro from California for Von Hayes.
- 12/9/91 Acquired Todd Pratt from Baltimore in Major League Draft.
- 12/9/91 Cox re-signed as a free agent.
- 12/9/91 Acquired Barry Jones from Montreal for Darrin Fletcher and cash.
- 12/10/91 Signed Mariano Duncan as a free agent.
- 12/11/91 Acquired Dale Sveum from Milwaukee for Bruce Ruffin.
- 1/8/92 Acquired Darrin Chapin from NY Yankees for Charlie Hayes.
- 4/2/92 Acquired Curt Schilling from Houston for Jason Grimsley.
- 5/28/92 Acquired Ben Rivera from Atlanta for Donnie Elliott.
- 7/2/92 Acquired Stan Javier from Los Angeles for Steve Searcy and a player to be named later.
- 8/10/92 Acquired Keith Shepherd from CHI White Sox for Dale Sveum.
- 8/11/92 Acquired Juan Bell from Baltimore for Steve Scarsone.
- 9/8/92 Jose DeLeon signed as a free agent.
- 11/17/92 Acquired Danny Jackson from Florida for Joel Adamson and Matt Whisenant.
- 12/5/92 Acquired David West from Minnesota for Mike Hartley.
- 12/8/92 Pete Incaviglia signed as a free agent.
- 12/8/92 Larry Andersen signed as a free agent.
- 12/9/92 Milt Thompson signed as a free agent.
- 12/16/92 Jeff Manto signed as a free agent.
- 1/19/93 Jim Eisenreich signed as a free agent.
- 4/13/93 Acquired Mark Davis from Atlanta for Brad Hassinger.
- 6/13/93 Acquired Kevin Foster from Seattle for Bob Ayrault.
- 7/3/93 Acquired Roger Mason from San Diego for Tim Mauser.
- 8/10/93 Acquired Bobby Thigpen from CHI White Sox for DeLeon.
- 9/1/93 Acquired Donn Pall from CHI White Sox for Doug Lindsey.
- 11/2/93 Acquired Heathcliff Slocumb from Cleveland for Ruben Amaro, Jr.
- 11/24/93 Eisenreich re-signed as a free agent.
- 12/2/93 Acquired Doug Jones and Jeff Juden from Houston for Mitch Williams.
- 1/18/93 Andersen re-signed as a free agent.
- 2/9/94 Acquired Bobby Munoz, Kevin Jordan and Ryan Karp from NY Yankees for Terry Mulholland and Jeff Patterson.
- 4/12/94 Acquired Shawn Boskie from CHI Cubs for Kevin Foster.
- 5/31/94 Acquired Billy Hatcher and Paul Quantrill from Boston for Chamberlain and Mike Sullivan.
- 7/21/94 Acquired Fred McNair from Seattle for Boskie.
- 7/31/94 Acquired Tom Edens from Houston for Thompson.
- 12/5/94 Acquired Craig Worthington from Cincinnati and Mike Mimbs from Montreal in Major League Draft.
- 12/5/94 Acquired Rob Butler from Toronto for a player to be named later.
- 12/14/94 Gregg Jefferies signed as a free agent.
- 1/17/94 Signed Gene Harris as a free agent.

EXECUTIVES



JERRY CLOTHIER

*Sr. Vice President, Finance
and Planning*

Jerry Clothier joined the Phillies in 1982.

Born in Claymont, DE, October 1, 1945, Clothier is a graduate of Swarthmore High School and the University of Delaware, where he received a BA degree in Accounting.

After graduation from Delaware, Jerry served three years in the Navy as a Supply Officer. He then attended the Wharton School of the University of Pennsylvania, receiving an MBA in Finance in 1973.

Clothier then joined the accounting firm of Price Waterhouse where he worked in various capacities in their Management Consulting Practice. Jerry was admitted to the firm's Partnership in 1981 and worked in the company's Dallas office before joining the Phillies.

Jerry serves as a Trustee to the MLB Player's Pension Fund; serves on the Board of Directors of the Philadelphia Child Guidance Center, Free Library of Philadelphia, Foundation Board and the University of Delaware Visiting Committee on Athletics.

Jerry lives in Philadelphia with his wife, Sherry and daughters, Amy and Kelly.



LARRY SHENK

Vice President, Public Relations

Larry (Larry (The Baron) Shenk is the "dean" of Major League PR Directors, entering his 32nd season with the Phillies. He joined the club in October, 1963.

He is a graduate of Myerstown High School and Millersville State University, where he received a B.S. degree in elementary education.

Shenk began his career as a general reporter with the Lebanon (PA) Daily News in 1961. He joined the sports staff of the Wilmington (DE) News-Journal in January, 1963 and moved to the Phils 10 months later.

He received the Robert O. Fishel Award in 1983 for excellence in the field of Public Relations. Served as the P.R. Director on the 1990 Major League tour to Japan. Inducted into the Central Pennsylvania Hall of Fame in November, 1992. Received the Philadelphia Sportswriters Association Good Guy Award in January, 1995.

Larry was born September 11, 1938, in Myerstown, PA and resides in Wilmington, DE with his wife, Julie and children Debi and Andy.



RICHARD DEATS

Vice President, Ticket Operations

Richard Deats was named Vice President, Ticket Sales in January, 1992.

Born October 30, 1946 in Philadelphia, he attended The William Penn Charter School and the University of Pennsylvania, where he majored in history.

From 1969-1974, Richard taught and coached at Germantown Academy. He joined the Phillies in August, 1974 as a ticket office representative. In January, 1976, Richard was promoted to Group Sales Director and in October, 1982, Sales Director. He was promoted to Director of Sales and Ticket Operations October, 1987, a position he held until his current position.

Richard and his wife, Nina live in Wyndmoor, PA and have two daughters, Lisa and Wendy.

EXECUTIVES



DENNIS MANNION

Vice President, Marketing

Dennis Mannion was named Vice President, Marketing in January, 1992.

Born August 1, 1959 in Tarrytown, NY, he is a graduate of Mt. Lebanon High School and the University of Massachusetts, Amherst.

Dennis joined the Phillies December 30, 1981 as a Sales Representative. He has also held the position of Director of Season Ticket Sales and Director of Marketing. He is now responsible for directing one of professional sports most comprehensive marketing programs.

Dennis presently serves on the boards of the National Adoption Center and the Philadelphia Advertising Club. He works in advisory capacity for several organizations including the NJ Aquarium and the YMCA. He is also a member of the Moorestown Rotary and assists the Lazarus Group in providing services for the disadvantaged.

Dennis lives in Moorestown, NJ with his wife, Pam. They have four children, Ryan, Katie, Allie and Kellen.



BILL WEBB

Secretary and General Counsel

Bill Webb has been Secretary and General Counsel for the Phillies since helping Bill Giles put together the new ownership group and its acquisition of The Phillies from the Carpenter Family in 1981.

Webb graduated from Dartmouth College and the University of Michigan Law School and is a partner in Ballard Spahr Andrews & Ingersoll, the Philadelphia-based law firm. He is a director of the Sports Lawyers Association and a member of the American Law Institute. Additionally, he chairs the Schuylkill Center for Environmental Education.

Bill and his wife, Jenny live in Radnor and have three children, Elizabeth, Doug and Phillip.



PAUL OWENS

Assistant To The President

Paul Owens has been on every level of player development in his career with the Phillies, which reaches 40 years in 1995.

During those years, he has been a player-manager in the minor leagues, scout, Director of the Farm System, General Manager and Manager on the big league level.

He was the architect of the great Phillies teams of 1976-77-78 and the 1980 World Champions. Later, he managed the 1983 National League Champion Phillies.

Playing Career: Won three batting titles in six full minor league seasons (1951-53, 1955-57), hitting .407 twice at Olean, NY (1951, 1957). Played briefly in 1958 and 1959 at Bakersfield, CA. Compiled .374 minor league average. Was out of baseball, 1953-54, serving as director of Salamanca (NY) youth activities. Was a first baseman in the minors.

Minor League Managing: First year was 1955, Olean, NY, an independently-owned team in the Pony League. The Phillies signed a working agreement with Olean in 1956 and Owens began his Phillies career. Managed there in 1956-57 and Bakersfield the next two years. Had 317-329 record.

Scouting: Following 1959 season, Owens turned to scouting the territory of southern California, Arizona, New Mexico and parts of Colorado and Nevada.

EXECUTIVES

Farm System: Named head of the department, May 22, 1965. He oversaw scouting and player development and was instrumental in the building of the Carpenter Field training complex in Clearwater, FL, in 1967.

General Manager: Named Vice President, Director of Player Development, June 3, 1972, succeeding John Quinn. Held position (title changed to VP, General Manager in 1982) through 1983, when he went on the field for the second time in the majors.

Major league managing: Replaced Frank Lucchesi, July 10, 1972 for rest of season. Replaced Pat Corrales, July 18, 1983 through 1984 season. Compiled 161-158 record. Won NL pennant in 1983 and was winning manager in 1984 All-Star Game, 3-1.

Assistant to the President: Has held that position under Bill Giles since 1985.

Personal: Born, February 7, 1924 in Salamanca, NY. Resides: Mullica Hill, NJ. Graduate of Salamanca High School (1942) and St. Bonaventure University (1951, BS Degree, Physical Education). Played baseball and basketball. Was in U.S. Army, spending two years in Europe during World War II (Sergeant in engineering company). Married Marcelle Leclercq in Liege, Belgium, Feb. 23, 1946. They are parents of two sons, Danny and Pat.

PHANATIC

HT: 6 feet; **WT:** 300 pounds, mostly fat

AGE: Made debut on April, 25 1978

BIRTHPLACE: Galapagos Islands

EYES: White eyeballs, black pupils, purple eyelashes and blue eyebrows

SKIN: Bright green fur

PHYSICAL DEFECTS: Overweight, clumsy feet, extra long beak, curled-up red tongue, gawking neck, slight case of body odor.

It was created out of one of the weekly staff meetings of the Phillies marketing department after the 1977 season. It was named after the fanatical Phillies fans.

The original person in the costume was **David Raymond**, a graduate of Newark (DE) High School and the University of Delaware (1979), BA degree in physical education. In his 17 years, Raymond missed just eight games.

Tom Burgoyne, the "new" Phanatic, actually began his fanatical career as Raymond's back-up in 1989. He additionally joined the Phillies promotional staff in 1990. The 28 year old recently married the former Jennifer Kennedy and is a graduate of St. Joseph's Preparatory School and Drexel University (1988), where he earned a B.S. degree in Marketing.



BASEBALL PERSONNEL



ED WADE
Assistant General Manager

Ed was named to his current position on May 5, 1989 coming from Tal Smith Enterprises where he was an associate. He began his baseball career in 1977 as an intern in the Phillies PR Department. In November, 1977 he was named PR Assistant for the Houston Astros and was promoted to PR Director in July, 1979. In 1981 he left Houston to become PR Director for the Pittsburgh Pirates where he remained for five years before taking a position

with Tal Smith in 1986. He is a 1977 graduate of Temple University where he played baseball and received his Bachelor's Degree in Journalism.

Ed was born on January 31, 1956 in Carbondale, PA and currently resides in Turnersville, NJ with his wife Roxanne, son Ryan and daughters Erin and Maureen.



DEL UNSER
Director of Player Development

Named Director of Player Development by Lee Thomas on September 5, 1989. Played 17 years of professional baseball (1966-82) including 15 years in the majors as an outfielder with Washington, Cleveland, New York Mets, Montreal and the Phillies. Played six years with the Phillies overall and was a key player in the 1980 National League Championship Series and the World

Series. Was out of baseball in 1983, but became the Phillies minor league hitting instructor in 1984. Was hitting instructor for the Phillies major league club from 1985-88 and also served as first base coach (1985-87). Served as minor league hitting instructor in 1989 until named to his new position.

Del was born on December 9, 1944 in Decatur, IL and currently resides in Blue Bell, PA with his wife Dale. They have two daughters, Corinne and Angela.



MIKE ARBUCKLE
Director of Scouting

Named Director of Scouting October 26, 1992, coming from the Atlanta Braves where he had been a scout for 12 years. He was drafted as a left-handed pitcher by St. Louis in 1969 out of high school but did not sign and tore his rotator cuff that spring at Northwest Missouri State University. He coached baseball at the high school, junior college and college levels. He began his scouting career with the Phillies as an associate scout under George

Bradley in 1979. He joined the Braves as a full-time scout in the fall of 1980 where he was an area scout in the midwest for seven seasons. He was promoted to central regional cross-checker for three years before becoming one of the Braves' two national cross-checkers for the two years prior to coming to the Phillies.

Mike has a BS degree in Education from Northwest Missouri and a Master's Degree in Education from the University of South Alabama.

Mike was born on November 1, 1950 in Trenton, MO and currently lives in Yardley, PA with his wife, Martha. They have two daughters, Shelly and Kellie.

MAJOR LEAGUE SCOUTS



HANK KING

Advance Scout Major Leagues

6-2, 195 ... R-L ... Born: 10/12/44 in Norristown, PA ... Resides: Limerick, PA ... Former pitcher. Seven-year professional ball player with the Baltimore organization, 1962-67 and Chicago White Sox organization, 1968. Was Phillies batting practice pitcher for 13 years, through 1987. Became Phillies Advance Scout in 1988, and has remained in that position since then.



RAY SHORE

Special Assignments Major Leagues

6-3, 210 ... R-R ... Born: 6/9/21 in Cincinnati, OH ... Resides: Cincinnati, OH ... Former pitcher. Broke into baseball as a catcher. His career was interrupted early by WWII. Spent most of next 12 seasons in the minors except for three brief appearances in the majors, 1946, 1948 and 1949 with the St. Louis Browns. Was a Cincinnati Reds coach from 1963-67. Was a special assignment scout for the Reds from 1968 until switching to the Phillies in November 1983, where he has remained as a special assignment scout.



JIMMY STEWART

Special Assignments Major Leagues

6-0, 185 ... S-R ... Born 6/11/39 in Opelika, AL ... Resides: LaFayette, AL ... Former infielder/outfielder. Played in the major leagues for 10 years with Chicago Cubs, Chicago White Sox, Cincinnati and Houston. Appeared in one NLCS and one World Series (1970 with Cincinnati). Worked as a scout and managed Red's Eugene farm team. Was a Major League Scout for Cincinnati from November 1983-1991 when he left to come to the Phillies.

CLUBHOUSE PERSONNEL

Frank Coppenbarger is the Phillies Clubhouse and Equipment Manager, joining the club in 1989. **Joe Dunn** and **Pete Cera** are his assistants.

Kevin Steinhour is manager of the Visiting Clubhouse with the assistance of **Kevin Conrad**.



Frank
Coppenbarger



Joe
Dunn



Pete
Cera



Kevin
Steinhour

MEDICAL TEAM



DR. PHILLIP J. MARONE

Team Physician

Born-Philadelphia, PA, 8/15/30 . . . Home-Philadelphia, PA . . . Married Carmela Manfredi; three children, Phillip, Jr., Denise and Peter.

In 23rd year as team physician . . . Earned a B.S. degree in Pharmacy from the Philadelphia College of Pharmacy & Science . . . Graduate of Jefferson Medical College in 1957, where he also had his internship (1957-58) and residency (1958-60; 1961-63)

Served a fellowship in Physical Medicine & Rehabilitation at New York Institute of Physical Medicine & Rehabilitation (1960-61) . . . Director of Sports Medicine, Department of Orthopaedic Surgery; Clinical Professor of Orthopedic Surgery and Rehabilitation Medicine at Thomas Jefferson University Hospital . . . Member of several societies including: American Academy of Orthopaedic Surgeons, Philadelphia County and Pennsylvania State Medical Societies, American Medical Association, Philadelphia Orthopaedic Society for Sports Medicine and the Pennsylvania and Philadelphia Orthopaedic Societies.



JEFF COOPER

Trainer

Born-Wilmington, DE, 12/30/51 . . . Home-Wilmington, DE . . . Married Alice Denise Bennett; two daughters, Sarah (7/8/81) and Amanda (10/10/83).

Fifteenth year as Phils head trainer; worked five years as assistant under Don Seger beginning in 1976; accepted the head trainer position in 1981 . . . Began career as a trainer in the Phillies system back in 1970 with the Pulaski farm club . . . Also worked at Spartanburg and

Reading . . . Graduate of Conrad High School . . . Holds B.S. degree in Physical Education from the University of Delaware . . . M.S. Degree in Athletic Training from Indiana State University . . . Certified member of the National Athletic Trainers Association, 1976 . . . Member of the American College of Sports Medicine and the National Strength and Conditioning Association . . . Served two terms as President, PBATS (Professional Baseball Athletic Trainers Society), 1990-1993 . . . Selected to serve as National League trainer at the 1985 and 1991 All-Star Games . . . Received MLB Athletic Training Staff of the Year award for 1994.



MARK ANDERSEN

Assistant Trainer

Born-Philadelphia, PA, 6/18/59 . . . Home-West Chester, PA . . . Married Victoria Andre; one daughter, Rachel Vaughn (9/10/92).

Tenth year as Phillies assistant trainer, beginning in 1986 . . . First worked as student trainer with the Phillies from 1981-83 . . . Worked at Spartanburg (1984), Peninsula (1985) and Zulia of the Venezuelan Winter League (1985-87) . . . Has also served as athletic trainer for Phillies Dream

Weeks since 1986 . . . Graduate of Abington (PA) High School . . . Graduate of East Stroudsburg State University with a B.S. degree in Physical Education . . . Certified member of the National Athletic Trainers Association, 1983 . . . Member of the Pennsylvania Athletic Trainers Society and the National Strength and Conditioning Association . . . Received MLB Athletic Training Staff of the Year award for 1994.

EXECUTIVE HISTORY

Club Presidents

1876	Thomas Smith	1913-1930	William Baker
1883-1902	Alfred Reach	1931-1932	Charles Ruch
1903-1904	James Potter	1933-1942	Gerald Nugent
1905-1908	William Shettsline	1943	William Cox
1909	Israel Durham	1943-1972	Robert Carpenter, Jr.
1909-1912	Horace Fogel	1972-1981	Ruly Carpenter
1912	Alfred Wiler	1982-	William Giles
1913	William Locke		

General Managers

1943-1948	Herb Pennock
1954-1958	Roy Hamey
1959-1972	John Quinn
1972-1983	Paul Owens
1987-1988	Woody Woodward
1988-	Lee Thomas

Team Captains

1895	Jack Boyle	1923	Goldie Rapp
1902	Hugh Jennings	1925	Walt Henline
1902-1903	Roy Thomas	1926	Bill Huber
1903	Harry Wolverton	1927-1928	Jimmy Wilson
1905	Kid Gleason	1928-1930	Fresco Thompson
1907-08; 12	Mickey Doolan	1931	Barney Friberg
1914	Sherry Magee	1932-1933	Pinky Whitney
1915-1918	Fred Luderus	1933-1934	Dick Bartell
1919	Ban Bancroft	1940-1943	Pinky May
1920	George Whitted	1950-1952	Granny Hamner
1921	Irish Meusel	1966	Richie Allen
1922	Art Fletcher	1978-1979	Mike Schmidt

UNIFORM NUMBERS

Highest Number Worn	—	99 by Mitch Williams in 1993
Lowest Number Worn	—	0 by Al Oliver in 1984
Most Numbers Worn	—	6 by Chuck Klein (1, 3, 8, 26, 29, 36) and Granny Hamner (1, 2, 6, 17, 33, 37)
Retired Numbers	—	36 in 1962 (Robin Roberts) 1 in 1979 (Richie Ashburn) 32 in 1989 (Steve Carlton) 20 in 1990 (Mike Schmidt)

DID YOU KNOW ?

Five Phillies also played in the NBA: Howie Schultz, Frank Baumholtz, Gene Conley, Dick Groat and Ron Reed. Also, Greasy Neale, who played for the Phils in 1921, was head coach of the Philadelphia Eagles from 1941-50, winning two titles.

THE BROADCASTERS



RICH ASHBURN

Born-Tilden, NE, 3/19/27 . . . Home-Ardmore, PA.

The senior member of the Phillies broadcast team, celebrates his 33rd year in the booth in 1995 . . . He played 12 years with the Phillies beginning in 1948, then played two years with the Cubs and one with the Mets before retiring and becoming a broadcaster in 1963 . . . Named Rookie of the Year in 1948 by the Sporting News . . . He won two NL batting titles (.338 in 1955 and .350 in 1958), finished second three times and batted over .300 a total of nine times . . . He led the NL in hits and triples, three times and walks and runs scored, four times . . . Defensively, he led NL outfielders in putouts nine times, tying a ML record for most years leading outfielders in putouts . . . He played in six All-Star Games and one World Series (1950 Whiz Kids) . . . Holds Phillies records for most consecutive games played (731) and most career singles (1,811) . . . Additionally, "Whitey" was a columnist for The Philadelphia Bulletin and Philadelphia Daily News from 1974-1991 . . . Honored by the Phillies in 1988 for his 40 years in baseball and in 1991 was awarded Pennsylvania Sportscaster of the Year.



HARRY KALAS

Born-Chicago, IL, 3/26/36 . . . Home-Media, PA . . . Wife, Eileen; sons, Todd, Brad and Kane.

A broadcaster for 34 years, the past 24 with the Phillies beginning in 1971 . . . He and Veterans Stadium celebrate a silver anniversary season with the Phillies in 1995 . . . He graduated from the University of Iowa in 1959 with a B.A. degree in Speech, Radio and Television . . . Drafted on graduation day, he spent the following two years in Hawaii with the Army . . . He served as Sports Director of KGU radio and broadcast games for the Hawaii Islanders and University of Hawaii . . . He was a member of the original Houston broadcast team in 1965 and also broadcast University of Houston football and Southwest Conference basketball at that time . . . Among his many jobs, he has broadcast Big Five basketball and Notre Dame football . . . He currently tapes several programs for NFL Films and broadcasts Mutual of Omaha football in addition to baseball . . . He has been named Pennsylvania Sportscaster of the Year 15 times (1978, 1980-90, 1992-94).



TODD KALAS

Born-Houston, TX, 12/31/65 . . . Home-St. Davids, PA.

Son of long-time Phillies broadcaster, Harry Kalas, Todd is entering his second season with the Phillies in the PRISM booth . . . He graduated from Syracuse University in 1987 . . . From 1988-89, he broadcast University of Delaware football and basketball games on WDEL-AM . . . Additionally in 1988, he covered Reading Phillies games for both TV and radio and received a Syracuse Press Club Award for his coverage of the Empire State Games . . . From 1989-91, he was Sports Director for Vision Cable in Clearwater, FL, where he received three ACE nominations . . . In 1991, he handled play-by-play and color chores for Louisville . . . From 1992-93, he worked for WFAN AM, where he did play-by-play for the Mets.

THE BROADCASTERS



GARRY MADDOX

Born-Cincinnati, OH, 9/1/49 . . . Home-Philadelphia, PA . . . Wife, Sondra; sons, Garry and Derrick; daughters, Lauren and Ashly.

Maddox was added to the PRISM Cable Team in 1987 . . . He played 15 years in the major leagues with the Giants and Phillies and was runner-up for two batting titles (1973 and 1976) . . . He won eight straight Gold Gloves (1975-82) for fielding excellence in centerfield . . . Earned MLB's Roberto Clemente Award, for the Athlete who best typifies the game, both on and off the field, in 1986 . . . Currently serves on the boards of directors

of the Philadelphia Child Guidance Center, Philadelphia Orchestra, Philadelphia Sports Congress and Philadelphia Scholars Fund . . . Honored by the Boy Scouts of America with the Distinguished Community Service and Distinguished Citizen Awards . . . In addition to broadcasting, he is President of his own company, World Wide Concessions.



ANDY MUSSER

Born-Harrisburg, PA, 12/28/37 . . . Home-Wynnewood, PA . . . Wife, Eun Joo; son, Allan; daughter, Luanne.

Joined the crew in 1976 and has been a broadcaster in Philadelphia since 1965 when he broadcast Eagles and 76ers games . . . Won the Junior Sportscaster Award in 1956 and, at the age of 18, worked several Innings of a Phillies game with By Saam and Gene Kelly . . . He graduated from Syracuse University . . . Worked for CBS-TV from 1971-74, broadcasting events such as the Super Bowl (1972 and 1974), NFL Playoff games, NBA All-Star Game and the Masters Golf Tournament . . . In addition to the

Eagles and 76ers, he has also broadcast games for the Chicago Bulls, New York Knicks and San Diego Chargers in his career . . . Currently broadcasts Villanova basketball in addition to his baseball duties . . . He has done the play-by-play for the Phillies on SportsChannel Philadelphia since it began in 1990.



KENT TEKULVE

Born-Cincinnati, OH, 3/5/47 . . . Home-Pittsburgh, PA . . . Wife, Linda; children, Chris, Jon, Beth and Brian.

Joined the Phillies SportsChannel broadcast team in 1991, as one of five rotating color commentators . . . In 1992, became the sole color man with Andy Musser for the broadcasts . . . He graduated from Marietta College in 1969, where he received a B.A. degree in Education and Math, before beginning his professional baseball career . . . Spent 16 years (1974-89) in the majors with the Pirates, Phillies and Reds . . . Only Hoyt Wilhelm pitched in more games than "Teke", who owns a career 184 saves . . . He

saved three games for the Pirates in the 1979 World Series . . . In addition to his SportsChannel duties, he makes many charitable and motivational speaking appearances in the Pittsburgh area.



CHRIS WHEELER

Born-Philadelphia, PA, 8/9/45 . . . Home-Blue Bell, PA

Joined the Phillies in 1971 as Assistant Director of Publicity and Public Relations . . . While a member of that department, he was added to the broadcast team in 1977 and has been on the air since then . . . He graduated from Penn State in 1967 with a B.A. degree in Journalism and Broadcasting . . . His first job was with WCAU Radio in Philadelphia as a newswriter and reporter, and did traffic reports from a helicopter . . . He then moved to WBBM Radio in Chicago, followed by a stint in New

York with CBS Radio . . . In 1982, he was named Director of the Phillies new Community Relations department . . . In 1991, he was named Director of the Phillies Speakers Bureau . . . Additionally, "Wheels" is the camp coordinator for Phillies Dream Week, held in Clearwater, FL.

BROADCASTING

PHILLIES RADIO NETWORK (Tentative)

PENNSYLVANIA

City	Station	Frequency
Philadelphia	WGMP AM	1210
Philadelphia*	WTEL AM	860
Allentown	WAEB AM	790
Coatesville	WCOJ AM	1420
Gettysburg	WGET AM	1320
Harrisburg	WHP AM	580
Lancaster	WLPA AM	1490
Lebanon	WLBR AM	1270
Levittown	WBCB AM	1490
Lock Haven	WBPZ AM	1230
Pottsville	WPPA AM	1360
Reading	WEEU AM	850
Scranton	WARM AM	590
Selinsgrove	WYGL AM	1240
State College	WRSC AM	1390
Stroudsburg	WPMR AM	960
Yeagertown	WCHX FM	105.5
York	WQXA AM	1250

DELAWARE

City	Station	Frequency
Laurel	WDNO FM	95.3
Wilmington	WDEL AM	1150

NEW JERSEY

City	Station	Frequency
Atlantic City	WOND AM	1400
Wildwood	WCMC AM	1230

WEST VIRGINIA

City	Station	Frequency
Keyser	WKLP AM	1390

* Hispanic; Home Day Games only.

PHILLIES TELEVISION NETWORK

Philadelphia	WPHL TV	Channel 17
Lancaster/Lebanon	WLYH TV	Channel 15
Wilkes-Barre/Scranton	WOLF TV	Channel 38*


* Limited schedule of games

PHILLIES CABLE TELEVISION

PRISM
SportsChannel Philadelphia

PHILLIES BROADCASTERS

YEAR	BROADCAST TEAM
1936	Bill Dyer and Dolly Stark
1937	Dyer and Taylor Grant
1938	Walt Newton and Stoney McLinn
1939	Byrum Saam and Newton
1940	Saam and Les Vines
1941-42	Saam and Grant
1943-46	Saam and Roy Neal
1947-48	Saam and Chuck Thompson
1949	Saam and George Walsh
1950-51	Gene Kelly and Bill Brundige
1952	Kelly and Claude Haring
1953-54	Kelly and Walsh
1955-59	Kelly, Saam and Haring
1960-62	Saam, Haring and Frank Sims
1963-70	Saam, Rich Ashburn and Bill Campbell
1971-75	Saam, Ashburn and Harry Kalas
1976	Ashburn, Kalas, Robin Roberts and Andy Musser
1977-79	Ashburn, Kalas, Musser and Chris Wheeler
1980-82	Ashburn, Kalas, Musser, Wheeler and Tim McCarver
1983-86	Ashburn, Kalas, Musser and Wheeler
1987-89	Ashburn, Kalas, Musser, Wheeler and Garry Maddox
1990	Ashburn, Kalas, Musser, Wheeler, Jim Barniak and Mike Schmidt
1991	Ashburn, Kalas, Musser, Wheeler, Maddox and Barniak
1992-93	Ashburn, Kalas, Musser, Wheeler, Maddox, Kent Tekulve and Jay Johnstone
1994-	Ashburn, Kalas, Musser, Wheeler, Maddox, Tekulve and Todd Kalas



***BASEBALL STATUE
AT VETERANS STADIUM***

MISCELLANEOUS

<i>Game Information</i>	
<i>(ground rules, postponements)</i>	21
<i>Qualifying Marks</i>	23
<i>Rules of Interest</i>	22
<i>Sunday Night Games</i>	21
<i>Tie Games</i>	22
<i>Vet Stadium Firsts</i>	21
<i>Vet Ticket Prices, Diagram</i>	20

VETERANS STADIUM

LOCATION: Broad Street and Pattison Avenue
3501 S. Broad Street
Philadelphia, PA 19148

MAILING ADDRESS: Phillies, P.O. Box 7575, Philadelphia, Pa 19101

TELEPHONES: (215) 463-6000 Executive Offices
(215) 463-1000 Tickets
(215) 463-5000 Season & Group Sales

FAX: Executive Office (215) 463-9493
PR/Admin/Finance: (215) 389-3050
Stad Op/Merch: (215) 463-8765
Marketing/Promotions/Com Rel: (215) 463-6025
Baseball Operations: (215) 755-9324
Ticket Office/Sales: (215) 463-9878

DIMENSIONS: Home to LF—330'
Home to CF—408'
Home to RF—330'
Home plate to grandstand—60'
Height of outfield fence—12'
1st and 3rd base to stands—45'

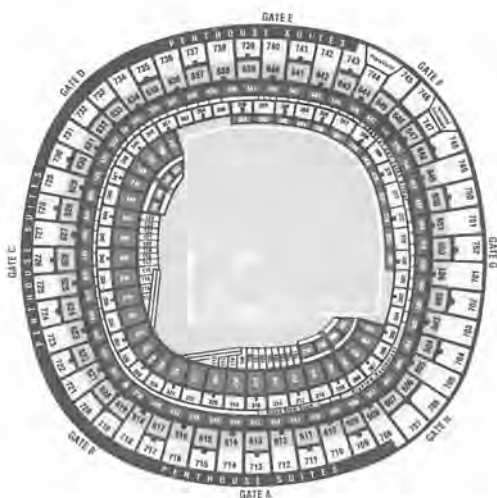
HISTORY: Groundbreaking - October 2, 1967
Dedication - April 4, 1971
First Game - April 10, 1971

CAPACITY: 62,238 for baseball

TICKET PRICES:	Seats	Price
Penthouse Suites	1,211	--
Super Boxes	1,692	--
Deluxe Boxes	1,296	--
Field Boxes	10,299	\$14.00
Terrace Boxes	13,135	\$12.00
Loge Boxes	6,369	\$12.00
Reserved (300 level bleachers)	558	\$ 9.00
Reserved (600 level)	11,367	\$ 9.00
Reserved (700 level) & General Admission	16,281	\$ 5.00*

* Children's General Admission \$3.00, available on Day of Game only.

STARTING TIMES: 7:35 p.m. - Night Games
7:05 p.m. - Saturday Nights
1:35 p.m. - Sunday Day Games
1:05 p.m. - Midweek Afternoon Games



GAME INFORMATION

POSTPONED GAMES AT THE VET

There have been 62 games postponed in the 24-year history of Veterans Stadium. The most in one season was eight in 1989. The Phils went 189 playing dates between postponements from June 18, 1990 to August 13, 1992. Opening day was postponed in 1979 and 1989 by rain and twice in 1982 by snow.

Postponed Games By Year

1971 - 2	1979 - 4	1987 - 3
1972 - 4	1980 - 2	1988 - 4
1973 - 1	1981 - 1	1989 - 8
1974 - 1	1982 - 4	1990 - 3
1975 - 4	1983 - 6	1991 - 0
1976 - 0	1984 - 2	1992 - 4
1977 - 0	1985 - 0	1993 - 1
1978 - 3	1986 - 3	1994 - 2

Postponed Games By Team

11 - Pirates
10 - Cardinals
7 - Padres
6 - Mets, Cubs
5 - Expos
4 - Giants, Braves, Dodgers
3 - Astros
2 - Reds

MISC.

VETERANS STADIUM GROUND RULES

DUGOUTS— Ball has to actually enter dugout area or hit the yellow bars or yellow line to be considered out of play. Ball entering open area above end of dugout inside yellow line is considered *OUT OF PLAY*.

FOUL POLES are outside playing area and balls hitting them are to be considered HOME RUNS.

FENCES— Glass areas have openings at top. If ball sticks in opening it is a *GROUND RULE DOUBLE*. Ball off the *YELLOW LINE* at top of fence is *IN PLAY*.

In left and right field the stands protrude to a point near the foul lines.

If ball lands in fair territory and bounces over the points and lands in the playing area, it is considered to be in the stands and ruled a *GROUND RULE DOUBLE*.

Ball off screen behind home is *IN PLAY*. Ball hitting pipe to right of RF foul pole is *IN PLAY*.

VETERANS STADIUM FIRSTS

Game - 4/10/71, Phils 4, Expos 1

Batter - Boots Day

Hit - Larry Bowa, single

Run - Ron Hunt

Double - Ron Hunt

Triple - Larry Bowa

Home Run - Don Money

RBI - Bob Bailey

Stolen Base - Ron Hunt

Winning Pitcher - Jim Bunning

Losing Pitcher - Bill Stoneman

Save - Joe Hoerner

Walk - Ron Hunt by Jim Bunning

Strikeout - Bill Stoneman by Jim Bunning

Two HR Game - Earl Williams, Braves,
4/17/71

Three HR Game - Deron Johnson, 7/10/71

Grand Slam - Roger Freed, 4/11/71

Inside Park HR - Don Hahn, 9/5/71

SUNDAY NIGHT GAMES

In 24 years of Veterans Stadium history, the Phillies have played 11 Sunday night games.

8/21/77	vs. HOU	W 7-3	Carlton/Lemongello	46,852
8/20/78	vs. SF	W 5-3	Ruthven/Barr	51,088
8/26/79	vs. HOU	L 4-1	Ladd/Saucier	32,559
6/29/80	vs. NY	W 5-2	Walk/Zachry	41,113
8/24/80	vs. SF	W 7-1	Ruthven/Knepper	37,325
8/23/81	vs. HOU	W 6-0	Carlton/Knepper	30,630
6/17/90	vs. CHI	L 5-3	Pico/Parrett	30,338
5/19/91	vs. CHI	L 2-1	Bielecki/McDowell	27,830
6/07/92	vs. STL	L 5-4	Worrell/Ayrault	24,512
7/04/93	vs. SD	W 8-4	Rivera/TiWorrell	33,379
6/12/94	vs. STL	W 7-2	Jackson/Tewksbury	48,682

RULES OF INTEREST

DOCTORED BAT: If a filled or "doctored" bat is used, the player is to be called out and ejected from the game and is subject to additional penalties. Any balls hit by an illegal bat do not count. If the umpire sees the illegal bat before it is used, he issues a warning, but there is no penalty.

NIGHT GAME: Any game scheduled to start after 5 p.m. will be considered a night game. If a game is scheduled to start at 5 p.m. and is delayed for any reason it will be considered a day game. If a game is scheduled to start at 5:01 p.m. it will be considered a night game. Two-night double-headers shall be considered two night games.

PINCH HITTERS: A player shall be considered a pinch hitter only if he enters the game as a substitute batter and only on his first time at bat which must be before he becomes a fielder. If the team bats around and a pinch hitter comes up a second time in the inning in which he first appeared, he will not be considered a pinch hitter during that second time up.

ROSTER LIMITS: 40 until opening day, when the number must be reduced to 25 until September 1, when it again becomes 40 (maximum).

SUSPENDED GAME RULE: For the purpose of this rule, all performances in the completion of a suspended game shall be considered as occurring on the original date of the game.

A game terminated by curfew or by a prearranged time limit is a suspended game if it has progressed to be an official game (4 1/2 or 5 innings).

RULE 4.11 (d) . . . A called game ends at the moment the umpire terminates play; **EXCEPTION:** If the game is called while an inning is in progress and before it is completed, the game becomes a suspended game in each of the following situations:

(1) The visiting team has scored one or more runs to tie the score and the home team has not scored. (2) The visiting team has scored one or more runs to take the lead and the home team has not tied the score or retaken the lead.

Suspended games shall be resumed at the exact point of suspension immediately preceding the next schedule, single game between the two clubs at the same site.

Any legal game called due to weather with the score tied is a tie game and must be replayed in its entirety.

WAIVER AND DRAFT PRICES: The waiver price is \$20,000 and the Major League Draft price is \$50,000.

YEARS OF SERVICE: 172 days constitute a full major league year of service.

RAIN RULES

A game is in the hands of the home team up until the game starts. Once a game has started, the Umpire-In-Chief assumes the right to determine whether the game shall be stopped because of the bad weather or unfit playing conditions.

When a game is temporarily suspended because of rain, umpires must wait 1 hour and 15 minutes before calling the game. Should there be a second suspension, umpires shall wait at least 45 minutes before calling a game. For a third and any subsequent rain delays umpires are to wait at least 30 minutes.

TIE GAMES

The Phillies have played 77 tie games since 1900, including a club record eight in 1913. The longest stretch without a tie game was from October 3, 1965 to April 7, 1979, covering 2,103 scheduled games. The last time a game was tied was June 5, 1989 vs. Pittsburgh.

Tie games by Club: Cubs and *Braves 14 each; Giants 11; *Dodgers 10; Reds 9; Cardinals and Pirates 8; Expos 2; Mets 1; Astros, Padres, Marlins and Rockies 0.

* Phils have not had a tie vs. the Braves or Dodgers since those clubs moved to Atlanta and Los Angeles.

QUALIFYING MARKS

MISC.

BATTING CHAMPIONSHIP: Highest batting average and 502 or more plate appearances. However, if there is any player with fewer than the required number of plate appearances whose average would be the highest if he were charged with the required number of official at bats, then that player shall be awarded the championship.

PITCHING CHAMPIONSHIP: Lowest ERA and 162 or more innings pitched.

FIELDING CHAMPIONSHIP: Highest fielding average and (a) catcher must have played in at least 81 games; (b) infielder or outfielder must have played in at least 108 games; and (c) pitcher must have 162 innings pitched.

ROOKIE: A player shall be considered a rookie unless, during a previous season or seasons, he has (a) exceeded 130 at bats or 50 innings pitched in the major leagues; or (b) accumulated more than 45 days on the active roster of a major league club or clubs during the period of the 25-player limit.

SAVE: Credit a pitcher with a save when:

(1) He is finishing pitcher in a game won by his club; (2) He is not the winning pitcher, and (3) He qualifies under one of the following conditions:

(a) He enters the game with a lead of no more than three runs and pitches for at least one inning or

(b) He enters the game with the potential tying run either on base, at bat or on deck, or

(c) He pitches effectively for at least three innings.

No more than one save may be credited in each game.

CONSECUTIVE-GAME HITTING STREAK: A consecutive-game hitting streak shall not be terminated if all the player's plate appearances result in a walk, hit batsman, defensive interference or a sacrifice bunt. The streak shall terminate if the player has a sacrifice fly and no hit.

CONSECUTIVE-GAME PLAYING STREAK: A consecutive-game playing streak shall extend if the player plays one half-inning on defense, or if he completed a time at bat by reaching base or being put out. A pinch-running appearance only shall not extend the streak. If a player is ejected from a game by an umpire before he can comply with the requirements of this rule, his streak shall continue.

HOW TO FIGURE

BATTING AVERAGE: Divide at bats into hits.

ERA: Multiply earned runs by nine and divide the total by innings pitched.

SLUGGING PERCENTAGE: Divide total bases by the total times at bat (not including walks, sacrifices, hit by pitcher or interference).

ON-BASE PERCENTAGE: Divide the on-base total (hits, walks, hit by pitcher) by total plate appearances (at bats, walks, hit by pitcher and sacrifice flies).

FIELDING AVERAGE: Divide the total putouts and assists by total chances (putouts, assists and errors).

WINNING PERCENTAGE: Divide the number of games won by the total games played.

MAGIC NUMBER: Determine the number of games yet to be played, add one, then subtract the number of games ahead in the loss column of the standings from the closest opponent.

WAIVERS

WAIVERS—Major League waivers must be secured for all Major League trades from August 1st until the day after the regular season concludes.

NO WAIVERS are required to trade a Major League player at any other time.



RICH ASHBURN

HISTORY

<i>All-Time Roster</i>	30-35
<i>All-Time W/L Record</i>	29
<i>Attendance, Vet Stadium</i>	29
<i>Coaches, All-Time</i>	35
<i>Division Series Summary</i>	40
<i>Free Agency</i>	51
<i>Important Dates</i>	39
<i>Last Time It Happened</i>	39
<i>LCS Summary</i>	40-41
<i>Long Games</i>	37
<i>Managers</i>	36, 37
<i>Opening Day</i>	38
<i>Regulars By Position</i>	44-47
<i>Service Time</i>	43
<i>Stadiums</i>	39
<i>Team History</i>	25-28
<i>Trades, Club-by-Club</i>	51
<i>World Series Summary</i>	41-42
<i>Year-by-Year Finish</i>	48-49
<i>Yearly W/L, Home, Road, etc.</i>	49-50

PHILLIES TEAM HISTORY

Philadelphia, a city rich in history and tradition, has played an integral part in professional baseball's early history. The Cincinnati Red Stockings of 1869 are recognized as the first all-salaried team.

Philadelphia's earliest team was called the Athletics. The year was 1870. The following year, the National Association was formed and Philadelphia was a part of that league. The team was still called the Athletics.



Al Reach

When the Association disbanded, several of the stronger teams formed (1876) the National League, as it is known today. The charter members were the Boston Red Caps, Chicago White Stockings, Cincinnati Red Stockings, St. Louis Brown Stockings, Hartford Dark Blues, New York Mutuals, Louisville Grays and the Philadelphia Athletics.

The very first National League game was played in Philadelphia on April 22, 1876, at 25th and Jefferson Streets. Boston won, 6-5 before an estimated 3,000.

Resting in seventh place with a 14-45 record, the Athletics couldn't make their final western trip because of insufficient funds. The team was immediately expelled from the league.

Philadelphia was without a National League franchise until a similar fate hit the Worcester

(MA) Brown Stockings six years later.

Worcester faced financial difficulties and was about to fold when Alfred Reach, a Philadelphia sporting goods founder, bought the Brown Stockings and moved them to Philadelphia.

Reach named the team the Phillies, a take-off on the team's geographic roots, "Philly." Phillies is the longest-running name for any team in the National League.

Lost First Game

History shows the Phillies played their first game on May 1, 1883, losing to the Providence Grays, 4-3, at Recreation Park, 24th and Columbia Avenues. The crowd was estimated at 1,200.

It was the start of a tradition in which 1,578 players have put on a Phillies uniform and over 90 million spectators have attended games since the turn of the century when attendance figures were first recorded.

In 1887, the Phillies moved into a new "magnificent park" at Broad and Huntingdon Streets, which later became known as Baker Bowl (capacity 15,000). An estimated 20,000 fans jammed the park for the first game, April 30, a 19-10 loss to the New York Giants.

The Phillies had to share the Philadelphia baseball scene when the American League was formed in 1901. One of the eight teams was the Athletics under manager Connie Mack.



Baker Bowl

The Athletics enjoyed more success than the Phillies and thus were more popular. The A's won six pennants in their first 14 years while the Phillies could muster just one.

PHILLIES TEAM HISTORY

That first championship came in 1915 when Pat Moran, a former catcher with the Phillies, led them to the pennant in his first year as manager. Grover Cleveland Alexander, a 31-game winner, won the first World Series game against the Boston Red Sox, who then swept the next four games.

While the A's had a strong run in the 1930s (three pennants, including two straight World Championships in 1929-30), the Phillies floundered. Outfielder Chuck Klein led an

awesome attack but an awful pitching staff kept the Phillies from winning.

Baker Bowl began to deteriorate physically when some wooden bleachers gave way in 1927 forcing the Phillies to play a few games at Shibe Park (home of the A's). Finally, after 51 years at their stadium, the Phillies moved permanently to Shibe Park, July 4, 1938, splitting a doubleheader with Boston, a 10-8 loss and a 10-2 win.



Shibe Park later renamed Connie Mack Stadium

Ownership of the Phillies seemed to change constantly, while the A's remained stable under the Shibe family. From 1903-1943, the Phillies had ten different owners.

Carpenter Era Begins

Perhaps the most significant move in Phillies history came when the Carpenter family of duPont wealth in Wilmington (DE), bought the team on November 23, 1943, for an estimated \$400,000.

In an effort to stimulate more interest in the club, Bob Carpenter Jr, the new president, announced a contest was being held to find a nickname for the Phillies. For 1944 and 1945, the club was known as the Blue Jays although they still maintained the official Phillies title. The name Blue Jays was chosen from among 623 suggestions.

The name Blue Jays was heavily used the first two years (1944-45) and then began to appear less often in the newspapers in 1946 and 1947. The name never appeared in the newspapers after that year.

When Carpenter took over as President, he began to pour money into building a minor league system.

The efforts paid off rather quickly when a young team, called the Whiz Kids, won the 1950 pennant. Dick Sisler hit a dramatic three-run homer in the 10th inning at Ebbetts Field to sink the Brooklyn Dodgers, 4-1.

Robin Roberts won 20 games that season, the first of six straight 20-win seasons. Richie Ashburn, the center fielder, started a string of hitting over .300 for seven straight years, including two batting titles.

A world title eluded the Phillies as the New York Yankees swept the Phillies in four straight games.

Eddie Sawyer's young club was expected to be a force for a few years but a third-place tie in 1953 was the best they could do.

The A's, meanwhile, began to slide. After finishing last in 1954, their 11th eighth-place finish in 23 seasons, the A's were sold and moved to Kansas City. Once again, Philadelphia was a one-team baseball town.



Bob Carpenter, Jr.

PHILLIES TEAM HISTORY

Shibe Park was renamed Connie Mack Stadium in honor of the A's owner in 1953. But it's worth noting that as early as 1953, a new stadium in Philadelphia was envisioned by Mayor Richardson Dilworth. Thirteen years and many disagreements later, Veterans Stadium opened with the Phillies hosting the Montreal Expos on April 10, 1971.



1980 World Series Trophy

Sisler's historic homer in 1950 was replaced as the greatest moment in Phillies history when at precisely 11:29 p.m., Tuesday, October 21, 1980, Tug McGraw struck out Kansas City's Willie Wilson to give the franchise its first World Championship. Dallas Green was the manager.

Under the leadership of Ruly Carpenter, who replaced his dad as president in 1972 and general manager Paul Owens, the Phillies dominated the National League east in the mid-1970s. They won three consecutive division titles starting in 1976 but couldn't get over the hump until 1980, a year after they had signed free agent Pete Rose.

The Phillies made it to the World Series that year by defeating the Houston Astros in a gut-wrenching National League Championship Series. Utopia hit Philadelphia

when the Phillies won the Series over the Royals, 4-2.

The powerful Phillies teams of that era were anchored by two Hall of Famers, Steve Carlton, the only pitcher to win four Cy Young Awards, and third baseman Mike Schmidt, a three-time MVP.

Giles Buys Team

The end of a different era occurred after the 1981 season. Citing escalating player salaries, the Carpenter family put the Phillies up for sale. Bill Giles, Executive Vice President under Ruly Carpenter, put together five other partners and purchased the team for \$30 million.

In Giles' second year as owner, the Phillies won their fifth Eastern Division title in eight years. Adding two veterans, Tony Perez and Joe Morgan to an experienced team created the nickname, Wheeze Kids.

Owens, who went from the front office to manage the team in July, guided the Phillies to the World Series for the fourth time by eliminating the Los Angeles Dodgers in the NLCS.

The Baltimore Orioles, however, won the World Series, 4-1.

From generation to generation, fans' heroes change. A new set of heroes emerged from the 1993 season, when a last-place team from the previous year turned it around with another division title.

This team didn't have one nickname such as the Whiz Kids or Wheeze Kids. They had many names because they were a group of athletes who became Phillies through schrewd moves by general manager Lee Thomas.

Jim Fregosi joined Moran, Sawyer, Green and Owens, as managers who led the Phillies to an NL pennant and a trip to the World Series.

Heroes such as Alexander, Klein, Roberts, Ashburn, Carlton and Schmidt will always be remembered but there were new heroes on the scene from the 1993 team, which led the NL for all but one day throughout the season. Lenny Dykstra was second in the MVP race; Terry Mulholland, John Kruk, Darren Daulton and Dave Hollins were All-Stars but this was a team with a total team effort. All 25 emerged as heroes.



Bill Giles

PHILLIES TEAM HISTORY

As underdogs, the Phillies dumped the favorite Atlanta Braves, 4-2, to make their third World Series appearance in the last 13 years. Their spring training neighbors, the Toronto Blue Jays, were the opponents.

A very entertaining World Series abruptly ended with Joe Carter's three-run homer which gave the Blue Jays their second consecutive World Championship.

But, Phillies baseball is more than wins and losses. It involves people.

People who were Hall of Famers during the early years of the franchise, Harry Wright, Ed Delahanty and Sam Thompson.

People who were MVP winners, Klein, Jim Konstanty and Schmidt.

People who won Cy Young Awards, starting with Carlton's four and followed by John Denny and Steve Bedrosian.



By Saam

People who reached fans, first on the airwaves, and later on television: Gene Kelly, By Saam, Rich Ashburn, Bill Campbell, Harry Kalas, Andy Musser and Chris Wheeler.

Under Giles' regime, the Phillies became more and more involved in the community and helping people. Over a ten-year period which began in 1984, the Phillies Family of players, wives and office staff, raised more than \$2 million to strike out ALS (Lou Gehrig's disease).

Individual players contributed financially and personally in helping many, many charities.

In 1989, the Phillies began a Rookie League program for inner-city kids. Last year, more than 7,000 boys and girls played in the leagues. In August of 1995, Philadelphia will host the RBI World Series. RBI leagues are part of the Rookie League program.

Oh yes. There's one more historic date in Phillies history....April 25, 1978, when a big green furry creature made its' debut as the team's mascot....Phillie Phanatic. As with the 113-year old baseball team, the Phanatic, too, is a tradition.

The 1995 season takes on another historic note....the 25th at Veterans Stadium, the Phillies home since Connie Mack Stadium (originally called Shibe Park) closed following the 1970 season.

TURNING SILVER

What seemed to take forever getting here will have its' 25th season when the Phillies open the Vet on April 10.

Twenty-four years ago to the day, the Phillies defeated Montreal, 4-1, in the first Veterans Stadium game.

Boots Day was the first batter and he grounded out, pitcher to first. Jim Bunning, at 39, the oldest starting pitcher in the majors at the time, won his 220th big league game. Shortstop Larry Bowa, leading off the Phils' first inning, singled to right for the first hit. Third baseman Don Money is in the record book for hitting the first home run, leading off the sixth inning.

The opener put a lid on years of frustration for the Phillies, Eagles and fans. A new multi-purpose sports stadium was first discussed as long ago as 1953. Disagreements over the location, size, shape, cost and funding kept delaying the plans. Finally, on October 2, 1967, ground was broken in south Philadelphia.

Since the Vet opened, the Phillies have won 1,066 games, lost 839 and played three ties. They've averaged over 2.1 million fans per season, drawing as few as 4,149 for a May 6, 1974 game vs. San Diego and as many as 67,064 for Game 5 of the 1983 World Series.

The Phillies have won six Eastern Division titles, but never clinched such a crown at home. They've won two pennants at home, 1983 and 1993 and the lone World Championship in the team's history, 1980.

Games have started as early as 12:05 and ended as late as 4:40 a.m.

Alphabetically, from Kyle Abbott to Pat Zachry, 354 different players have worn the Phillies pinstriped uniforms at the Vet.

ATTENDANCE

VETERANS STADIUM ATTENDANCE

Year	Total	Dates	Avg./Game	Year	Total	Dates	Avg./Game
1971	1,511,223	75	20,149	1984	2,062,696	77	26,789
1972	1,343,329	74	18,153	1985	1,830,350	78	23,466
1973	1,475,934	75	19,679	1986	1,933,335	78	24,786
1974	1,808,648	77	23,488	1987	2,100,110	79	26,584
1975	1,909,233	74	25,800	1988	1,990,041	78	25,513
1976	2,480,150	78	31,797	1989	1,861,985	74	25,182
1977	2,700,007	79	34,178	1990	1,992,484	77	25,876
1978	2,583,389	77	33,551	1991	2,050,012	83	24,699
1979	2,775,011	77	36,039	1992	1,927,448	78	24,711
1980	2,651,650	78	33,996	1993	3,137,674	80	39,221
1981	1,638,932	54	30,351	1994	2,290,971	58	39,500
1982	2,367,394	77	30,862	TOTAL	50,550,345	1810	27,928
1983	2,128,339	75	28,378	AVERAGE	2,106,264		

SMALLEST VET CROWDS

There have been 61 crowds under 10,000 since Veterans Stadium opened in 1971. The "top" 10:

1.	4,149	5/06/74	6.	5,297	*9/19/91
2.	4,288	5/07/74	7.	5,311	4/18/72
3.	5,057	9/12/72	8.	5,335	9/27/72
4.	5,081	5/08/74	9.	5,466	7/06/72
5.	5,130	4/12/73	10.	5,477	4/29/75

* The game on 9/19/91 was originally scheduled to be played in Montreal, but was moved to Veterans Stadium because of fallen concrete at Olympic Stadium.

ALL TIME W/L RECORDS

RECORD vs OPPONENTS Since 1883

FRANCHISE	RECORD	PCT.
Atlanta-Milwaukee-Boston	968-1058	(.478)
Chicago	1005-1148	(.467)
Cincinnati	866-1041	(.454)
Colorado	13- 5	(.722)
Florida	15- 8	(.652)
Houston	233- 192	(.548)
Los Angeles-Brooklyn	832-1071	(.437)
Montreal	225- 220	(.506)
New York Mets	312- 256	(.549)
Pittsburgh	971-1129	(.462)
St. Louis	873-1133	(.435)
San Diego	167- 138	(.548)
San Francisco-New York	849-1165	(.422)

REGULAR SEASON RECORD ON THE ROAD

Stadium (Opening Year)	Record	PCT.
Fulton County Stadium (1966)	82-101	(.448)
Wrigley Field (1916)	347-445-4	(.438)
Riverfront Stadium (1970)	57- 85	(.401)
Mile High Stadium (1993)	8- 1	(.889)
Joe Robbie Stadium (1993)	7- 6	(.538)
Astrodome (1965)	78-110	(.415)
Dodger Stadium (1962)	99-117	(.458)
Olympic Stadium (1977)	70- 76	(.478)
Shea Stadium (1964)	140-131-1	(.517)
Three Rivers Stadium (1970)	75-135	(.357)
Busch Stadium (1966)	105-138-1	(.432)
Jack Murphy Stadium (1969)	79- 74	(.516)
Candlestick Park (1960)	101-138	(.423)

ALL-TIME ROSTER

Includes all players who have participated in one or more official National League games with the Phillies from 1883-1994 ... a total of 1,578 players. The most common names in Phillies history have been Miller (13), Johnson (11), and Smith (10).

A

Abbatocchio, Ed 1897-98
 Abbott, Fred 05
 Abbott, Kyle 92
 Acosta, Cy 75
 Adams, Bert 15-19
 Adams, Bob 31-32
 Adams, Buster 43-45; 47
 Adduci, Jim 89
 Aguayo, Luis 80-88
 Akerfelds, Darrel 90-91
 Albright, Jack 47
 Alexander, Grover 11-17;
 30
 Allen, Bob 1890-94
 Allen, Bob 37
 Allen, Ethan 34-36
 Allen, Hezekiah 1864
 Allen, Richie 63-69; 75-76
 Almon, Bill 88
 Altamirano, Porfirio 82-83
 Amaro, Ruben 60-65
 Amaro, Ruben, Jr. 92-93
 Ames, Leon 19
 Andersen, Larry 83-86;
 93-94
 Anderson, Dave 1889-90
 Anderson, Sparky 59
 Anderson, Harry 57-60
 Anderson, John 58
 Anderson, Mike 71-75; 79
 Andrews, Ed 1884-89
 Andrews, Fred 76-77
 Andrews, Stan 45
 Andrus, Bill 37
 Antolick, Joe 44
 Antonelli, John 45
 Ariett, Buzz 31
 Arnovich, Morrie 36-40
 Ashburn, Richie 48-59
 Ashby, Andy 91-92
 Attreau, Dick 26-27
 Atwood, Bill 36-40
 Averill, Earl 63
 Aviles, Ramon 79-81
 Ayrault, Bob 92-93

B

Backman, Wally 91-92
 Baecht, Ed 26-28
 Bahnsen, Stan 82
 Bair, Doug 87
 Baird, Doug 19
 Baker, Floyd 54-55
 Baldeusch, Jack 61-65
 Baldwin, Henry 27
 Bailor, Jay 82: 92
 Bancroft, Davey 15-20
 Bannister, Alan 74-75
 Barojas, Salome 88
 Barrett, Dick 43-45
 Barrett, Tommy 88-89
 Barry, Rich 69
 Barry, Shad 01-04
 Barry Thomas 04
 Bartell, Dick 31-34
 Bashore, Walt 36
 Bastian, Charlie 1885-88;
 91
 Bateman, John 72
 Bates, Del 70
 Bates, Hubert 39
 Bates, John 09-10

Baliste, Kim 91-
 Baumgartner, Stan 14-16;
 21-22
 Baumholtz, Frankie 56-57
 Beam, Ernie 1895
 Beck, Boom Boom 39-43
 Beck, Fred 11
 Becker, Beals 13-15
 Becker, Bob 1897-98
 Bedell, Howie 68
 Bedrosian, Steve 86-89
 Beebe, Fred 11
 Behan, Petie 21-23
 Bellinsky, Bo 65-66
 Bell, Juan 92-93
 Bender, Chief 16-17
 Benedict, Art 1883
 Benge, Ray 28-32; 36
 Benjamin, Stan 39-42
 Bennett, Dave 64
 Bennett, Dennis 62-64
 Bennett, Joe 23
 Bentley, Jack 26
 Benton, Stan 22
 Berger, Wally 40
 Berly, John 32-33
 Bernhard, Bill 1898-1900
 Berry, Hodge 02
 Bertrand, Lefty 36
 Betts, Huck 20-25
 Bicknell, Charlie 48-49
 Bird, Doug 79
 Bishop, Jim 23-24
 Bittiger, Jeff 86
 Blivin, Jim 35
 Blackburne, Lena 19
 Blackwell, Tim 76-77
 Blake, Sheriff 31
 Blanton, Cy 40-42
 Blatinick, Johnny 48-50
 Blattner, Buddy 49
 Blaylock, Marv 55-57
 Bloodworth, Jimmy 50-51
 Boever, Joe 90-91
 Boland, Jeff 78
 Boland, Ed 34-35
 Bolen, Stew 31-32
 Bolger, Jim 59
 Bolling, John 39
 Booker, Rod 90-91
 Boone, Bob 72-81
 Boozer, John 62-64;
 66-69
 Borland, Toby 94-
 Borowy, Hank 49-50
 Bosetti, Rick 76
 Boskie, Shawn 94
 Bottalico, Ricky 94
 Bouchee, Ed 56-60
 Bowa, Larry 70-81
 Bowman, Bob 55-59
 Bowman, Joe 35-36
 Bowman, Sumner 1890
 Boyle, Jack 1893-88
 Boyle, John 12
 Brack, Gib 38-39
 Brackenridge, John 04
 Bradley, Phil 86
 Brady, Charlie 05
 Bragan, Bobby 40-42
 Bramhall, Art 35
 Brandon, Darrell 71-73

Brandt, Jackie 66-67
 Bransfield, Kitty 05-11
 Brantley, Cliff 91-92
 Brashear, Roy 03
 Breitenstein, Alonzo 1883
 Brennan, Ad 10-13
 Bressler, Rube 32
 Brett, Ken 73
 Brewster, Charlie 43
 Brickell, Fred 30-33
 Briggs, John 64-71
 Brink, Brad 92-93
 Brinker, Bill 12
 Brittin, Jack 50-51
 Brouthers, Dan 1896
 Brown, Charles 07-09
 Brown, Lloyd 40
 Brown, Ollie 74-77
 Brown, Paul 61-63; 68
 Brown, Tom 51-52
 Brown, Willard 1891
 Browne, Byron 70-72
 Browne, Earl 37-38
 Browne, George 01-02;
 12
 Bruggy, Frank 21
 Bruner, Roy 39-41
 Bruslar, Warren 77-82
 Buckley, Dick 1894-95
 Buffington, Charlie 1887-
 89
 Buhl, Bob 66-67
 Bullock, Eric 89
 Bunning, Jim 64-67;
 70-71
 Burchell, Fred 03
 Burdette, Lew 65
 Burgess, Smoky 52-55
 Burch, Bill 42; 46
 Burk, Mack 56: 58
 Burkart, Elmer 36-39
 Burke, Eddie 1890
 Burns, Al 1894
 Burns, Bill 11
 Burns, Ed 13-18
 Burns, George 25
 Busby, Red 41: 43
 Buskey, Joe 26
 Buskey, Mike 77
 Butcher, Max 38-39
 Butler, Charles 33
 Buzhardt, John 60-61
 Byrne, Bob 13: 17
 Bystrom, Marty 80-84

C

Caballero, Putsy 44-45;
 47-52
 Cady, Forrest 19
 Caldwell, Earl 28
 Caldwell, Ralph 04-05
 Calhoun, Jeff 87-88
 Callahan, Leo 19
 Callahan, Nixey 1894
 Callison, John 60-69
 Carnilli, Dol 34-37
 Camnitz, Howie 13
 Campbell, Bill 84
 Campusano, Sil 90
 Candini, Milo 50-51
 Cantwell, Mike 19-20
 Capron, Ralph 13
 Cardinal, Jose 78-79

Cardwell, Don 57-60
 Carlin, Jim 41
 Carlson, Hal 24-27
 Carlton, Steva 72-86
 Carnian, Don 83-90
 Carrero, Amelio 91
 Carsey, Kid 1892-97
 Carter, Andy 94
 Casey, Dan 1886-89
 Cash, Dave 74-76
 Cassian, Ed 1891
 Castillo, Braulio 91-92
 Castle, John 10
 Cater, Danny 64
 Causey, Cecil 20-21
 Cavanaugh, Pat 19
 Chalmers, George 10-16
 Chamberlain, Wes 90-94
 Champion, Bill 69-72
 Chapman, Ben 45-46
 Chapin, Darn 92
 Cheek, Harry 10
 Cheney, Larry 19
 Chetkovich, Mitchell 45
 Childress, Rocky 85
 Childs, Cupid 1888
 Childs, Pete 02
 Chiles, Pearce 1899-1900
 Chiozza, Dino 35
 Chiozza, Lou 34-36
 Christenson, Larry 73-83
 Church, Bubba 50-52
 Cieslak, Ted 44
 Clancy, Bud 34
 Clark, John 38
 Clark, Mel 51-55
 Clark, Ron 75
 Clarke, Jay 19
 Clay, Bill 02
 Clay, Danny 88
 Clemens, Doug 66-68
 Clement, Wallace 06-09
 Clements, Jack 1884-97
 Cobla, Dave 39
 Coffman, Dick 45
 Cohen, Al 33
 Coker, Jimmie 58: 60-62
 Cole, Dave 55
 Coleman, Choo Choo 61
 Coleman, John 1883-84
 Coleman, John 1890
 Collard, Earl 30
 Collins, Phil 29-35
 Colton, Larry 68
 Combs, Pat 89-92
 Comer, Steve 83
 Command, Jim 54-55
 Compton, Mike 70
 Conger, Dick 43
 Conley, Bob 58
 Conley, Gene 59-60
 Conn, Bert 1898: 1900-01
 Connell, Gene 31
 Connor, Roger 1892
 Connors, Jerry 1892
 Consolo, Billy 62
 Conway, Bill 1884
 Cook, Dennis 89-90
 Cook, Paul 1884
 Cooley, Duff 1896-99
 Cooney, Jimmy 27

ALL-TIME ROSTER

- Cooper, Claude 16-17
 Corbett, Gene 36-38
 Corcoran, Tim 83-85
 Corrales, Pat 64-65
 Corridon, Frank 04-05, 07-09
 Cotter, Dick 11
 Cotter, Ed 26
 Couch, John 23-25
 Courtney, Ernie 05-08
 Coveleski, Harry 07-09
 Covington, Chet 44
 Covington, Wes 61-65
 Cowan, Billy 67
 Cowley, Joe 87
 Cox, Danny 91-92
 Cox, Larry 73-75
 Craig, Roger 66
 Cravath, Gavvy 12-20
 Crawford, Glenn 45-46
 Crawford, Larry 37
 Crist, Chester 06
 Cristante, Leo 51
 Croft, Henry 1899
 Cross, Lave 1892-97
 Cross, Monte 1898-1901
 Crouch, Bill 41
 Crowley, John 1864
 Crumpler, Roy 25
 Cruz, Todd 78
 Culp, Ben 42-44
 Culp, Bill 10
 Culp, Ray 63-65
 Culver, George 73-74
 Curry, Tony 60-61
 Curtis, Cliff 11-12
 Cusick, Tony 1884-87
- D**
- Dahlgren, Babe 43
 Dailey, Sam 29
 Daily, Ed 1885-87
 Dalrymple, Clay 60-68
 Daniels, Fred 45
 Dark, Al 60
 Darrow, George 34
 Daulton, Darren 83; 85-
 Davis, Curt 34-36
 Davis, Dick 81-82
 Davis, Dixie 18
 Davis, George 32; 34
 Davis, Jacke 62
 Davis, Mark 80-81; 93
 Davis, Spud 28-33; 38-39
 Dawley, Bill 88
 Day, Bill 1889-90
 Dean, Wayland 26-27
 Decatur, Art 25-27
 Decker, Harry, 1889-90
 Deininger, Otto 08-09
 De Jesus, Ivan 82-84
 De Jesus, Jose 90-93
 Delahanty, Ed 1888-90; 1891-1901
 Delahanty, Tom 1894
 DeLeon, Jose 92-93
 Del Greco, Bobby 60-61; 65
 Delker, Ed 32-33
 Del Savio, Gar 43
 Demaree, Al 15-16
 Demeter, Don 61-63
 Dennehy, Tod 23
 Denny, Jerry 1891
 Denny, John 82-85
 Demier, Bob 80-83; 88-89
 Devine, Mickey 18
- Devlin, Jim 1887
 Devore, Josh 13-14
 Diaz, Bo 82-85
 Dickson, Murry 54-56
 Dietrick, Bill 27-28
 Dietz, Dutch 43
 Dillhofer, Bill 18
 Dillard, Gordon 89
 DiMaggio, Vince 45-46
 Dineen, Kerry 78
 Dinges, Vance 45-46
 Diorio, Ron 73-74
 Dodge, John 12-13
 Dolan, Alvin 12-13
 Dolan, Joe 1899-1901
 Donahue, Charles 04
 Donahue, John 43-44
 Donahue, Red 1898-1901
 Donnelly, Blix 46-50
 Donohue, Joe 1891
 Donovan, Jerry 06
 Doolin, Red 02-14
 Doolan, Mickey 05-13
 Douglass, Klondike 1898-1904
 Dowd, Tom 1897
 Dowell, Ken 87
 Downey, Tom 12
 Downs, Dave 72
 Dowse, Tom 1892
 Doyle, Conny 1883
 Doyle, Denny 70-73
 Doyle, John 04
 Drake, Solly 59
 Drews, Karl 51-54
 Dubiel, Monk 48
 Dudley, Clise 31-32
 Duffy, Hugh 04-06
 Dugas, Gus 33
 Duguey, Oscar 15-17
 Dugleby, Bill 1898; 1901-07
 Duncan, Mariano 92-94
 Duncan, Vern 13
 Dunham, Lee 26
 Dunkle, Davey 1897-98
 Dunn, Jack 00-01
 Dupauqhert, Mike 1884
 Duren, Ryne 63-65
 Durning, George 25
 Dykstra, Lenny 89
- E**
- Easler, Mike 87
 Easton, John 55; 59
 Eastwick, Frawley 78-79
 Edens, Tom 94
 Edwards, Doc 70
 Eisenreich, Jim 93
 Elberfeld, Kid 1898
 Elliott, Ace 29-32
 Elliott, Jim 31-34
 Ellis, Ben 1896
 Ellsworth, Dick 67
 Emery, Cal 63
 Emery, Herrick 24
 Ennis, Del 46-56
 Enzmann, John 20
 Erickson, Don 58
 Erickson, Paul 48
 Esper, Duke 1890-92
 Espinosa, Nino 79-81
 Essegian, Chuck 58
 Essian, Jim 73-75
 Eteri, Nick 41-42; 47
 Evers, John 17
- Ewing, Bob 10-11
 Eyrich, George 43
- F**
- Faircloth, Jim 19
 Fallenstein, Ed 31
 Fanning, Jack 1894
 Farmer, Ed 74; 82-83
 Farrar, Sid 1883-89
 Farrell, Dick 56-61; 67-69
 Farrell, Jack 1886
 Feinberg, Ed 38-39
 Felix, Harry 02
 Ferguson, Alex 27-29
 Ferguson, Bob 1883
 Ferguson, Charlie 1884-87
 Fernandez, Chico 57-59
 Ferrarese, Don 61-62
 Fick, John 44
 Fields, Jocko 1891
 Fifeild, Jack 1897-99
 Figgemeier, Frank 1894
 File, Larry 40
 Fillingim, Dana 25
 Finley, Bob 43-44
 Finn, Mickey 33
 Finneran, Joe 12-13
 Finney, Lou 47
 Fireovid, Steve 84
 Fisher, Newt 1898
 Fittler, Paul 17
 Fitzgerald, Mike 18
 Flager, Wally 45
 Flaherty, Pat 10
 Fleming, Tom 02; 04
 Fletcher, Art 20; 22
 Fletcher, Darrin 91
 Fletcher, Paul 93
 Flick, Elmer 1898-1901
 Filcraft, Hilly 42
 Flowers, Ben 56
 Fogarty, Jim 1884-89
 Foley, Tom 85-86
 Fonseca, Lew 25
 Foote, Barry 77-78
 Ford, Curt 89-90
 Ford, Hod 24
 Fortune, Gary 16; 18
 Foster, Kevin 93
 Fox, Henry 02
 Fox, Howie 52
 Fox, Terry 66
 Foxen, Bill 08-10
 Foss, Jimmie 45
 Franco, Julio 82
 Francona, Tito 67
 Franks, Fletcher 14
 Fraser, Chick 1899-1900; 02-04
 Freed, Ed 42
 Freed, Roger 71-72
 Freeman, Marvin 86-90
 Freese, Gene 59
 Friberg, Barney 25-32
 Frink, Fred 34
 Fritz, Larry 75
 Froelich, Bill 09
 Frothwirth, Todd 87-90
 Frye, Charley 40
 Fryman, Woodie 68-72
 Fuchs, Charlie 43
 Fullis, Chick 33-34
 Fullz, Dave 1898-99
- G**
- Gabrielson, Len 39
 Gallagher, Bill 1883
 Gallagher, Bill 1896
- Gallia, Bert 20
 Gamble, Oscar 70-72
 Gandy, Bob 16
 Ganzel, Charlie 1885-86
 Garber, Gene 74-78
 Garcia, Kiko 83-85
 Gardiner, Art 23
 Gardner, Sid 1888
 Garvin, Ned 1896
 Geier, Phil 1896-97
 Gerheuser, Al 43-44
 Gheiff, Tony 83
 Gilbert, Charley 46-47
 Giffen, Sam 1897
 Girard, Charles 10
 Gladman, Buck 1883
 Glaviano, Tommy 53
 Glazner, Whitney 23-24
 Gleason, Kid 1888-91; 1903-08
 Glossop, Al 42
 Glynn, Bill 49
 Goeckel, Bill 1899
 Goliat, Mike 49-51
 Gomez, Jose 35-36
 Gomez, Ruben 59-60; 67
 Gonzalez, Orlando 78
 Gonzalez, Tony 60-68
 Good, Wilbur 16
 Gorbous, Glen 55-57
 Gorman, Howard 37-38
 Gorman, Tom 86
 Gormley, Ed 1891
 Goulish, Nick 44-45
 Grabarkewitz, Bill 73-74
 Grabowski, Reggie 32-34
 Grace, Earl 36-37
 Grady, Mike 1894-97
 Graham, George 12
 Graham, Wayne 63
 Grant, Ed 07-10
 Grant, Jim 23
 Grasmick, Lou 48
 Grate, Don 45-46
 Graulich, Lew 1891
 Gray, John 58
 Green, Dallas 60-64; 67
 Green, June 28-29
 Green, Tyler 93
 Greene, Tommy 90
 Greene, Willie 02
 Greengrass, Jim 55-56
 Greenwood, Bob 54-55
 Grey, Bill 1890-91
 Grim, John 1888
 Grimsley, Jason 89-91
 Grimes, Oscar 26
 Grissom, Lee 41
 Groat, Dick 86-67
 Gross, Emil 1883
 Gross, Greg 78-88
 Gross, Kevin 83-88
 Grotwold, Jeff 92
 Gumbert, Ad 1896
 Gunning, Tom 1897
 Gutierrez, Jackie 88
- H**
- Haas, Bert 48-49
 Hacker, Warren 57-58
 Haddix, Harvey 56-57
 Haddock, George 1894
 Haley, Bud 39
 Hagan, Art 1883
 Hahn, Don 75
 Haislip, Jim 13
 Hall, Bert 11

ALL-TIME ROSTER

- Hall, Dick 67-68
 Hall, Robert 04
 Hallanan, Bill 38
 Hallman, Bill 1888-89;
 92-97; 1901-03
 Hamilton, Billy 1890-95
 Hamilton, Earl 24
 Hamilton, Jack 62-63
 Hamner, Garvin 45
 Hamner, Granny 44-59
 Harnick, Ray 43-44
 Handley, Lee 47
 Hanebink, Harry 59
 Hansen, Andy 51-53
 Hansen, Snipe 30; 32-35
 Harbridge, Bill 1883
 Hardie, Lew 1884
 Harman, Bill 41
 Harmon, Chuck 57
 Harmon, Terry 67; 69-77
 Harper, George 1894
 Harper, George 24-26
 Harrell, Ray 39
 Harrelson, Bud 78-79
 Harrington, Mickey 63
 Harris, Greg 88-89
 Harris, Herb 36
 Hartley, Mike 91-92
 Hartranft, Charles 13
 Hasenmayer, Don 45-46
 Haslin, Mickey 33-36
 Hatcher, Billy 94
 Hawks, Nelson 25
 Hayes, Charlie 89-91
 Hayes, Von 83-91
 Head, Ralph 23
 Hearn, Jim 57-59
 Heathcote, Cliff 32
 Hebner, Richie 77-78
 Hegan, Jim 58-59
 Heintzelman, Ken 47-52
 Heltzel, Heinie 44
 Hemingway, Edson 18
 Hemsley, Rollie 46-47
 Hemus, Solly 56-58
 Henderson, Hardie 1883
 Hendrick, Harvey 34
 Henlina, Butch 21-26
 Hennessey, George 42
 Henrich, Fritz 24
 Henry, Jim 39
 Herbert, Ray 65-66
 Hernaiz, Jesus 74
 Hernandez, Willie 83
 Herr, Tommy 89-90
 Herrera, Pancho 58; 60-61
 Harmstein, John 62-66
 Heusser, Ed 38; 48
 Higbe, Kirby 38-40
 High, Andy 34
 Hilland, John 1885
 Hilgendorf, Tom 75
 Hiller, Chuck 67
 Hilly, Pat 14
 Hilsay, Charlie 1883
 Hisle, Larry 68-71
 Hoak, Don 63-64
 Hoch, Harry 08
 Hodge, Bert 42
 Hodkey, Eli 46
 Hodson, George 1895
 Hoerner Joe 70-72; 75
 Hoerst, Frank 40-42; 46-47
 Hoffman, Bill 39
 Hogg, Brad 18-19
 Hohman, Bill 27
 Holden, Joe 34-36
 Holke, Walt 23-25
 Holland, Al 83-85
 Holley, Ed 32-34
 Hollingsworth, Al 38-39
 Hollins, Dave 90
 Hollmig, Stan 49-51
 Holloway, Jim 29
 Hoover, Buster 1884
 Hopkins, Marty 34
 Houston, Harry 06
 Howell, Ken 89-92
 Howley, Dan 13
 Hubbell, Bill 20-25
 Huber, Clarence 25-26
 Hudson, Charles 83-85
 Hughes, Keith 87
 Hughes, Roy 39-40; 46
 Hughes, Tom 41-42; 46-47
 Hulen, Bill 1896
 Hulswitt, Rudy 02-04
 Hume, Tom 86-87
 Humphries, Albert 10-11
 Humphries, Jack 46
 Hurst, Don 28-34
 Hutto, Jim 70
 Hutton, Tom 72-77
- I**
- Iburg, Ham 02
 Imlay, Doc 13
 Incaviglia, Pete 93-94
 Inks, Bert 1896
 Iorg, Dane 77
 Iralan, Harold 14
 Irwin, Arthur, 1886-89; 94
 Isales, Orlando 80
- J**
- Jacklitsch, Fred 00-02;
 07-10
 Jackson, Danny 93-94
 Jackson, Grant 65-70
 Jackson, John 33
 Jackson, Ken 87
 Jackson, Larry 86-88
 Jackson, Mike 70
 Jackson, Mike 87
 Jacobs, Bill 14; 18-19
 Jahn, Art 28
 James, Chris 86-89
 James, Jeff 68-69
 Javier, Stan 92
 Jeffries, Irvine 34
 Jelks, Greg 87
 Jeltz, Steve 83-89
 Jenkins, Fergie 65-66
 Jennings, Hugh 01-02
 Johnson, Alex 64-65
 Johnson, Charles 08
 Johnson, Darrell 61
 Johnson, Davey 77-78
 Johnson, Deron 69-73
 Johnson, Jerry 68-69
 Johnson, John 1894
 Johnson, Ken 50-51
 Johnson, Si 40-43; 46
 Johnson, Syl 34-40
 Johnson, Tom 1897
 Johnstone, Jay 74-78
 Jok, Stan 54
 Jones, Alex 1894
 Jones, Barry 92
 Jones, Dale 41
 Jones, Doug 94
 Jones, Jesse 23
 Jones, Nippy 52
 Jones, Ron 88-91
 Jones, Willie 47-59
 Jonnard, Clarence 26-27;
 35
 Jordan, Buck 38
 Jordan, Charlie 1896
 Jordan, Niles 51
 Jordan, Ricky 88-94
 Jorgens, Orville 35-37
 Joseph, Rick 67-70
 Judd, Oscar 45-48
 Juden, Jeff 94
 Jumorville, George 40-41
 Junsich, Al 46-47
- K**
- Kaat, Jim 76-79
 Kahoe, Mike 05
 Kane, Harry 05-06
 Kantlehner, Erv 16
 Kappel, Joe 1884
 Karl, Andy 43-46
 Kaulmann, Tony 27
 Kazanski, Ted 53-58
 Keating, Chuck 26
 Keefe, Tim 1891-93
 Keegan, Ed 59; 62
 Keenan, James 20-21
 Keener, Harry 1896
 Keister, Bill 03
 Kelloher, Hal 35-38
 Kelly, Bill 28
 Kelly, Charlie 1883
 Kelly, Kick, 1883
 Kelly, Mike 26
 Kenders, Al 61
 Kennedy, John 57
 Kennedy, Vern 44-45
 Kerksieck, Wayman 39
 Kern, Jim 84
 Killefer, Bill 11-17
 Kilroy, Mike 1891
 Kimball, Newt 43
 Kimmick, Walt 25-26
 King, Lee 21-22
 Kipper, Thornton 53-55
 Klaus, Billy 62-63
 Klein, Chuck 28-33;
 36-39; 40-44
 Kleinhans, Ted 34
 Kleinow, Red 11
 King, Bill 1891
 Klippstein, John 63-64
 Knabe, Otto 07-13
 Kneil, Phil 1892
 Kniceley, Alan 85
 Knight, Jack 25-26
 Knight, Joe 1884
 Knothe, Fritz 33
 Knothe, George 32
 Knowles, Darold 66
 Koecher, Dick 46-48
 Koegel, Pete 71-72
 Konelchy, Ed 21
 Konstanty, Jim 48-54
 Koosman, Jerry 84-85
 Koppe, Joe 59-61
 Koster, Fred 31
 Koupal, Lou 29-30
 Kowalk, Fabian 36
 Koy, Ernie 42
 Kracher, Joe 39
 Kraus, Tex 43; 45
 Kroll, Gary 64
 Krueger, Otto 05
 Krug, Henry 02
 Kruk, John 89-94
 Krukow, Mike 82
 Kucek, Jack 79
 Kuenn, Harvey 66
 Kuzava, Bob 55
- L**
- LaGrow, Lerrin 80
 Lajpie, Nap 1896-1900
 Lake, Steve 89-92
 Lakeman, Al 47-48
 LaMaster, Wayne 37-38
 Lambert, Gene 41-42
 Lampe, Henry 1895
 Landrum, Don 57
 Lanning, Tom 38
 Lapihuska, Andy 42-43
 LaPoint, Dave 91
 LaPointe, Ralph 47
 Larson, Dan 78-81
 Lauder, Billy 1898-99
 Lavallera, Mike 84
 Lavender, Jim 17
 Laxton, Bill 70
 Leach, Fred 23-28
 Leahy, Dan 1896
 LeBourveau, Bevo 19-22
 Lee, Bill 43-45
 Lee, Cliff 21-24
 Lee, Hal 31-33
 Lefebvre, Joe 83-86
 Legg, Greg 86
 Lehman, Ken 61
 Lehr, Clarence 11
 Lemon, Jim 63
 Lennon, Ed 28
 Leon, Sid 45
 Leonard, Dutch 47-48
 Lepcio, Ted 60
 Lerch, Randy 75-80; 86
 Lerjan, Walt 28-29
 Lersch, Barry 69-73
 Leslie, Roy 22
 Letchas, Charlie 39; 44; 46
 Levan, Jesse 47
 Levy, Ed 40
 Lewis, Burt 24
 Lewis, Fred 1883
 Lazcano, Sixto 83-84
 Lieberthal, Mike 94
 Lindell, Johnny 53-54
 Lindeman, Jim 91-92
 Lindsey, Doug 91; 93
 Linz, Phil 66-67
 Linzy, Frank 74
 LiPetri, Angelo 56; 58
 Lipp, Tom 1897
 Lis, Joe 70-72
 Liska, Ad 32-33
 Litwhiler, Danry 40-43
 Livingston, Mickey 41-43
 Loan, Mike 12
 Lobert, Hans 11-14
 Lock, Don 67-69
 Locke, Bobby 62-64
 Lohrke, Jack 52-53
 Lohrman, Bill 34
 Lonborg, Jim 73-79
 Long, Herman 04
 Longmire, Tony 92
 Lonnett, Joe 56-59
 Lopata, Stan 48-58
 Lopatka, Art 46
 Lopez, Marcellino 63
 Lord, Carlton 23
 Loughlin, Larry 67
 Lovenguth, Lynn 55
 Loviglio, Jay 80
 Lowrey, Peanuts 55

ALL-TIME ROSTER

Lucas, Fred 35
Lucid, Con 1895-96
Lucier, Louis 44-45
Luderus, Fred 10-20
Lukens, Al 1894
Lupien, Tony 44-45
Lush, John 04-07
Luzinski, Greg 70-80
Lyle, Sparky 80-82
Lynch, Tom 1884-85
Lyons, Harry 1887
Lyons, Terry 29

MC

McAvoy, George 14
McBride, Bake 77-81
McCarthy, Tommy 1885-87
McCarver, Tim 70-72;
75-80
McCaughey, Al 1890
McClellan, Bill 1883-84
McCloskey, John 06-07
McCormack, Don 80-81
McCormick, Frank 46-47
McCormick, Moose 08
McCurdy, Harry 30-33
McDonough, Ed 09-10
McDowell, Roger 89-91
McElroy, Chuck 89-90
McElroy, Jim 1884
McFadden, Barney 02
McFarland, Ed 1897-1901
McFeiridge, Jack 1890-
1903
McGaffigan, Patsy 17-18
McGill Willie 1895-96
McGinnis, Gus 1893
McGraw, Bob 28-29
McGraw, Tug 75-84
McGuire, Dacon 1886-88
McInnis, John 27
McKee, Rogers 43-44
McLaughlin, Bernie 1887
McLaughlin, Warren 00;
03
McLeod, Soule 33
McLish, Cal 62-64
McPherson, John 04
McQuillan, George 07-
10; 15-16
McWilliams, Larry 89

M

MacDonald, Harvey 28
Mackarain, Pete 78-79
Madden, Tom 11
Maddox, Garry 75-86
Maddux, Mike 86-89
Madison, Art 1895
Madrid, Alex 88
Magee, Bill 1899; 1902
Magee, Sherry 04-14
Mahafley, Art 80-85
Mahan, Art 40
Maharg, Bill 16
Maher, Frank 02
Maher, Tom 02
Main, Miles 18
Mails, Cy 34
Malkmus, Bobby 60-62
Mallon, Les 31-32
Malone, Chuck 90
Mancuso, Gus 45
Mangus, George 12
Manning, Jack 1883-85
Manto, Jeff 93
Marnie, Harry 40-42
Maroney, Jim 10

Marsh, Tom 92; 94
Marshall, Doc 04
Marshall, Rube 12-14
Martel, Leon 09
Martin, Herschel 37-40
Martin, Jerry 74-78
Martin, John 14
Martin, Renie 84
Martinez, Carmelo 90
Marty, Joe 39-41
Mason, Hank 58; 60
Mason, Roger 93-94
Masters, Walt 37
Masterson, Paul 40-42
Matteson, Henry 14
Matthews, Gary 81-83
Matthewson, Dale 43-44
Matuszek, Len 81-84
Maul, Al 1887-91; 1900
Maun, Ernie 26
Mauney, Dick 45-47
Mauser, Tim 91; 93
May, Pinky 39-43
Mayer, Ed 1890-91
Mayer, Erskine 12-18
Mayes, Paddy 11
Mayo, Jack 48-53
Mazzera, Mike 40
Meadows, Henry 19-23
Meadows, Louie 90
Melendez, Francisco 84; 86
Melton, Rube 41-42
Meoli, Rudi 79
Mertes, Sam 1896
Metz, Len 23-25
Meusel, Irish 18-21
Meyer, Ben 25
Meyer, Jack 55-61
Meyer, Russ 49-52
Meyers, Bert 00
Micalotta, Bobby 54-55
Milbourne, Larry 83
Miller, Bert 1897
Miller, Bob 49-58
Miller, Cyclone 1884
Miller, Ed 48-49
Miller, Elmer 29
Miller, Hugh 11
Miller, John 20-21
Miller, Keith 88-89
Miller, Leo 23
Miller, Ralph 20-21
Miller, Roy 12-13
Miller, Russ 27-28
Miller, Stu 56
Millet, Joe 92-93
Millies, Walt 39-41
Milligan, John 28-31
Milnar, Al 46
Mitchell, Clarence 23-28
Mitchell, Fred 03-04
Mokan, John 22-27
Molinaro, Bob 82-83
Mollenkamp, Fred 14
Monchak, Alex 40
Money, Don 68-72
Monge, Sid 82-83
Monroe, John 21
Montague, John 75
Montanez, Willie 70-75; 82
Monteagudo, Rene 45
Moore, Brad 88; 90
Moore, Evel 34-36
Moore, Cy 33-34
Moore, Dee 43; 46
Moore, Earl 08-13

Moore, John 34-37
Moran, Pal 10-14
Morandini, Mickey 90-
Morehead, Selh 57-59
Moreland, Keith 78-81
Morelock, Harry 1891-92
Moren, Lew 07-10
Morgan, Bob 54-57
Morgan, Joe 60
Morgan, Joe 83
Morriss, John 66
Morris, John 91
Morrison, Jim 77-78
Morton, Sparrow 1884
Moser, Walt 06
Mott, Bitsy 45
Motz, Frank 1890
Mrozinski, Ron 54-55
Mueller, Emmett 38-41
Mulcahy, Hugh 35-40;
45-46
Mulholland, Terry 89-93
Mullen, Ford 44
Mulligan, Dick 46
Mulvey, Joe 1883-89; 92
Muniz, Manny 71
Munninghoff, Scott 80
Munoz, Bobby 94-
Munson, Red 05
Murphy, Con 1884
Murphy, Dale 90-92
Murphy, Dummy 14
Murphy, Dwayne 89
Murphy, Ed 1898
Murphy, Ed 42
Murphy, Morgan 1898-
1900
Murray, Pat 19
Murray, Tom 1894
Murtaugh, Daany 41-43; 46
Mussill, Bernie 44
Myers, Al 1885; 89-91

N

Naget, Bill 41
Nahem, Sam 42; 48
Nahorodny, Bill 76
Nash, Billy 1896-98
Nash, Jim 72
Naylor, Earl 42-43
Neagle, Jack 1883
Neale, Greasy 21
Neaman, Cal 60-61
Negray, Ron 55-56
Neibaauer, Gary 72
Neiger, Al 60
Nelson, Red 12-13
Newell, Tom 87
Newsome, Skeeter 46-47
Niarhos, Gus 54-55
Nichols, Kid 05-06
Nichols, Chester 30-32
Nicholson, Bill 49-53
Nicholson, Frank 12
Niehoff, Bert 15-17
Nieto, Tom 89
Nixon, Al 26-28
Nolan, The Only 1885
Noles, Dickie 79-81; 90
Nops, Jerry 1896
Norris, Leo 36-37
Northey, Ron 42-44; 46-
47; 57
Novikoff, Lou 46

O

Oana, Prince 34
Oates, Johnny 75-76

O'Brien, Frank 23
O'Connor, Frank 1893
O'Donnell, Harry 27
O'Doul, Lefty 29-30
Oeschger, Joe 14-19; 24
Oldis, Bob 62-63
Oliver, Al 84
Oliver, Gene 67
O'Neal, Oran 25; 27
O'Neal, Randy 89
O'Neil, John 46
Ortiveros, Steve 89-91
O'Rourke, Joe 29
Orth, Al 1895-1901
Osborn, Fred 07-09
Owens, Jim 55-56; 58-62
Owens, Red 1899

P

Packard, Gene 19
Padden, Tommy 43
Padgett, Don 47-48
Pagan, Jose 73
Pall, Donn 93
Palmer, David 88
Palmer, Lowell 69-71
Palys, Stan 53-55
Pardo, Al 88-89
Parker, Dixie 23
Parkinson, Frank 21-24
Parrett, Jeff 89-90
Parrilla, Sam 70
Parrish, Lance 87-88
Paskert, Dode 11-17
Pasquariello, Mike 19
Passeau, Claude, 36-39
Paulette, Gene 19-20
Peacock, Johnny 44-45
Pearce, Frank 33-35
Pearce, Harry 17-19
Pearson, Ike 39-42; 46
Peel, Homer 29
Peguero, Julio 92
Pellagrini, Eddie 51
Pena, Roberto 68
Penson, Paul 54
Peraza, Luis 69
Perez, Tony 83
Peterman, Bill 42
Peters, John 21-22
Peterson, Kent 52-53
Petit, Leon 37
Pezzullo, Pretzels 35-36
Pfeil, Bobby 71
Philly, Dave 58-60
Phillips, Adolfo 64-68
Phillips, Buz 30
Phillips, Taylor 59-60
Piatt, Wiley 1898-1900
Picciuto, Nick 45
Pickrel, Clarence 33
Pickup, Ty 18
Pierce, Ray 25-26
Pierce, Dick 1883
Pillet, Duane 56
Pina, Horacio 78
Pinto, Bill 22; 24
Pitko, Alex 38
Pittinger, Charles 05-07
Plock, Walter 1891
Podgajny, Johnny 40-43
Poff, John 79
Poindexter, Jennings 39
Poland, Hugh 47
Porto, Al 48
Possehl, Lou 46-48; 51-52
Post, Wally 58-60

ALL-TIME ROSTER

- Powell, Jake 45
 Power, Vic 64
 Powers, Les 39
 Pratt, Todd 92-
 Prendergast, Mike 18-19
 Prim, Ray 35
 Proly, Mike 81
 Pruett, Hub 27-28
 Puckett, Troy 11
 Purcell, Blondie 1883-84
 Purnell, Jesse 04
 Pyle, Shadow 1884
- Q**
 Qualters, Tom 53; 57-58
 Quantrell, Paul 94
 Quinlan, Tom 94
 Quinn, John 11
- R**
 Rader, Dave 79
 Rader, Don 21
 Raffensberger, Ken 43-47
 Raffo, Al 69
 Ragan, Pat 23
 Ragland, Frank 33
 Rambo, Pete 26
 Ramos, Pedro 67
 Rapp, Joseph 21-23
 Rawley, Shane 84-88
 Rawlings, Johnny 20-21
 Raymond, Lou 19
 Ready, Randy 89-91; 94
 Reams, Leroy 69
 Rebel, Art 38
 Redus, Gary 86
 Reed, Jerry 81-82
 Reed, Milt 13-14
 Reed, Ron 76-83
 Reid, Scott 69-70
 Reilly, Charlie 1892-95
 Reis, Tommy 38
 Rementer, Butch 04
 Remsen, Jack 1884
 Rensa, Tony 30-31
 Repuski, Rip 57-58
 Reynolds, Ken 70-72
 Reynolds, Ronn 86
 Rhem, Flint 32-33
 Rice, Bob 26
 Richardson, Ken 46
 Richbourg, Lance 21
 Richert, Pete 74
 Richie, Lew 06-09
 Ridzik, Steve 50; 52-55; 66
 Riley, Lee 44
 Ring, Jimmy 21-25; 28
 Ringo, Frank 1883-84
 Ripple, Charlie 44-46
 Ritchie, Wally 87-88; 91-92
 Ritter, Hank 12
 Rivera, Ben 92-
 Rixey, Eppa 12-17; 19-20
 Rizzo, Johnny 40-41
 Roach, Mel 62
 Roberts, Dave W. 62
 Roberts, Robin 48-61
 Robinson, Bill 72-74; 82-83
 Robinson, Craig 72-73
 Robinson, Don 92
 Robinson, Humberto 59-60
 Rodriguez, Pedro 59
 Roebuck, Ed 64-66
 Roenicke, Ron 86-87
 Rogodzinski, Mike 73-75
 Rogovin, Saul 55-57
 Rojas, Cookie 63-69
- Rose, Pete 79-83
 Ross, Bob 56
 Roth, Frank 03-04
 Rowan, Jack 11
 Rowe, Schoolboy 43; 46-49
 Rowell, Bama 48
 Roy, Charles 05
 Roy, Luther 29
 Roznovsky, Vic 69
 Ruble, Bill 34
 Rucker, Dave 85
 Rudolph, John 03
 Rufin, Bruce 86-91
 Russell, John 83-88
 Ruthven, Dick 73-75; 78-83
 Ryal, Mark 89
 Ryan, Connie 52-53
 Ryan, John 35
 Ryan, Mike 68-73
- S**
 Sadowski, Bob 61
 Salisbury, Bill 02
 Salvo, Manny 43
 Samuel, Juan 83-89
 Sanchez, Alejandro 82-83
 Sand, Heinie 23-28
 Sandberg, Ryne 81
 Sanders, Ben 1888-89
 Sanford, Jack 56-58
 Sanicki, Ed 49; 51
 Saucier, Kevin 78-80
 Savage, Harold 12
 Savage, Ted 62
 Sawatski, Carl 56-59
 Saylor, Phil 1891
 Scanlon, Frank 09
 Scarce, Mac 72-74
 Scarritt, Russ 32
 Scarsons, Steve 92
 Schaffer, Jim 66-67
 Schanz, Charley 44-47
 Scharein, George 37-40
 Schatzeder, Dan 86-87
 Scheible, John 1894
 Schell, Danny 54-55
 Scherrer, Bill 88
 Schesler, Dutch 31
 Schettler, Lou 10
 Schilling, Curt 92-
 Schmidt, Fred 47
 Schmidt, Mike 72-89
 Schott, Gene 39
 Schriver, Pop 1888-90
 Schroll, Al 59
 Schu, Rick 84-87; 91
 Schueler, Ron 74-76
 Schulmerich, Wes 33-34
 Schulte, Frank 17
 Schulte, Herman 40
 Schulte, John 28
 Schultz, Howie 47-48
 Schultz, Joe 24-25
 Schultze, John 1891
 Scott, Jack 27
 Scott, LaGrant 39
 Scott, Marshall 45
 Searcy, Steve 91-92
 Soaton, Tom 12-13
 Sebra, Bob 88-89
 Sedgwick, Duke 21
 Selma, Dick 70-73
 Seminick, Andy 43-51; 55-57
 Semproch, Ray 58-59
- Sentelle, Paul 06-07
 Seoane, Manny 77
 Service, Scott 88
 Shantz, Bobby 64
 Sharrott, John 1893
 Shea, Mervyn 44
 Shea, Nap 02
 Shean, Dave 08-09
 Sheerin, Charles 36
 Shepherd, Keith 92
 Sherlock, John 30
 Shields, Ben 31
 Shilling, Jim 39
 Shindle, Bill 1891
 Shipanoff, Dave 85
 Shockley, Costen 64
 Short, Chris 59-72
 Shugart, Frank 1897
 Shultz, Wallace 11-12
 Shuman, Harry 44
 Sicking, Eddie 19
 Sievers, Roy 62-64
 Sigman, Tripp 29-30
 Silvestri, Ken 49-51
 Simmons, Curt 47-50; 52-60
 Simpson, Wayne 75
 Singleton, John 22
 Sisler, Dick 48-51
 Sivess, Pete 36-38
 Sixsmith Ed 1884
 Sizemore, Ted 77-78
 Slagle, Jimmy 00-01
 Slaughter, Barney 10
 Stocumb, Heathcliff 94-
 Smalley, Roy 55-58
 Smith, Al 38-39
 Smith, Bobby Gene 60-61
 Smith, Billy 62
 Smith, Charley 61
 Smith, Edgar 1883
 Smith, George 19-22
 Smith, Jacob 11
 Smith, Jimmy 21-22
 Smith, Lonnie 78-81
 Smith, Phenomenal 1890-91
 Smith, Tom 1895
 Smoff, Clyde 40
 Smythe, Bill 29-30
 Sorrell, Bill 65
 Sothern, Denny 26; 28-30
 Spalding, Dick 27
 Sparks, Tully 1897; 1903-10
 Spence, Bryon 30
 Spencer, Ed 11
 Sperry, Sten 36
 Sprindel, Hal 45-46
 Spotts, Jim 30
 Spragins, Homer 47
 Spring, Jack 55
 Sproull, Charlie 45
 Stack, Eddie 10-11
 Stainback, Tuck 38
 Stallings, George 1897-99
 Stanceu, Charley 46
 Stanicek, Steve 89
 Stanley, John 11
 Starr, Charlie 09
 Stearns, John 74
 Stevens, Morrie 64-65
 Stein, Justin 38
 Steinbrenner, Gene 12
 Steneder, Ray 24
 Stengel, Casey 20-21
- Stephenson, Dummy 1892
 Stephenson, Walter 37
 Stevens, Bobby 31
 Stewart, Dave 85-86
 Stewart, Glen 43-44
 Stewart, Nab 40
 Stock, Milt 15-18
 Stocker, Kevin 93-
 Stone, Gene 69
 Stone, Jeff 83-87
 Stone, Ron 69-72
 Stoner, Lil 31
 Stoviak, Ray 38
 Strike, John 1886
 Strmcavich, Nick 48
 Stuart, Dick 65
 Stuffer, Paul 50; 52-53
 Stutz, George 26
 Suhr, Gus 39-40
 Sulik, Ernie 38
 Sullivan, Frank 61-62
 Sullivan, Joe 1894-96
 Sullivan, John 88
 Sullivan, Tom 22
 Sunday, Billy 1890
 Surhoff, Rich 85
 Susce, George 29
 Sutherland, Gary 66-68
 Sutthoff, Jack 04-05
 Sveum, Dale 92
 Sweetland, Les 27-30
- T**
 Taber, Ed 26-27
 Tabor, Jim 46-47
 Tatt, Doug 31-32
 Tamulis, Vito 41
 Tauby, Fred 37
 Taylor, Jack 1892-97
 Taylor, Tony 60-71; 74-76
 Tekulve, Kent 85-88
 Terlecki, Bob 72
 Theyenow, Tommy 29-30
 Thigpen, Bobby 93
 Thoenen, Dick 67
 Thomas, Bill 02
 Thomas, Derrel 85
 Thomas, Frank 64-65
 Thomas, Roy 1899-1908; 10-11
 Thomas, Tommy 35
 Thomas, Valmy 59
 Thomason, Erskin 74
 Thompson, Fresco 27-30
 Thompson, Jocko 48-51
 Thompson, Milt 86-88; 93-94
 Thompson, Sam 1889-98
 Thon, Dickie 89-91
 Thornton, John 1891-92
 Tierney, Cotton 23
 Tincup, Ben 14-16; 18
 Titcomb, Cannonball 1886
 Titus, John 03-12
 Todd, Al 32-35
 Tolan, Bobby, 76-77
 Toliver, Fred 85-87
 Torgeson, Earl 53-55
 Torre, Frank 62-63
 Tovar, Cesar 73
 Townsend, John 01
 Tragesser, Walt 19-20
 Triandos, Cue 64-65
 Trillo, Manny 79-82
 Trinkle, Ken 49
 Triplett, Coaker 43-45
 Turner, Shane 88

ALL-TIME ROSTER

Turner, Tuck 1893-96	Walczak, Edwin 45	Weinert, Phil 19-24	Wilson, Hack 34
Twitchell, Wayne 71-77	Walk, Bob 80	Weintraub, Phil 38	Wilson, Jim 23-28; 34-38
Tyng, Jim 1888	Walker, Curt 21-24	Weiser, Bud 15-16	Wilson, Maxie 40
Tyson, Turkey 44	Walker, Harry 47-48	Welchance, Harry 11	Wiltse, Hal 31
U	Walker, Martin 28	Wells, Bob 94	Wine, Bobby 60; 62-68
Uecker, Bob 66-67	Wallace, Dave 73-74	Wendell, Lew 24-26	Winters, Jesse 21-23
Ulrich, Dutch 25-27	Wallace, Doc 19	Wenz, Fred 70	Wise, Rick 64; 66-71
Underwood, Tom 74-77	Wallace, Harry 12	West, David 93-	Withrow, Frank 20; 22
Unser, Del 73-74; 79-82	Wallace, Mike 73-74	Westlake, Jim 55	Wockenfuss, John 84-85
V	Walls, Lee 60-61	Westake, Wally 56	Woehr, Andy 23-24
Vadeboncoeur, Gene 1884	Walsh, August 27-28	Weston, Mickey 92	Wolfe, Bill 02
Valenzuela, Fernando 94	Walsh, Jimmy 10-13	Weyting, Gus 1892-95	Wolverton, Harry 00-04
Valo, Elmer 56; 61	Walsh, John 03	Wheat, Mack 20-21	Wood, George 1886-89
Van Buren, Deacon 04	Walsh, Walt 20	Wheeler, George 1896-99	Wood, Pete 1889
Van Dusen, Fred 55	Walters, Bucky 34-38	White, Bill 66-68	Woods, Jim 60-61
Van Dyke, Ben 09	Walters, Ken 60-61	White, C.B. 1893	Woodward, Frank 18-19
Vatcher, Jim 90	Waner, Lloyd 42	White, Deke 1895	Wrightstone, Russ 20-28
Verban, Emil 46-48	Ward, Joe 06; 09-10	White, Doc 01-02	Wyatt, Whit 45
Verbanic, Joe 66	Ward, Piggy 1883; 89	White, Sam 82	Wyrostek, Johnny 46-47; 52-54
Verdel, Al 44	Warthen, Dan 77	Whiting, Jesse 02	Y
Vergez, Johnny 35-36	Warner, Fred 1883	Whitman, Dick 50-51	Yarnall, Rusty 26
Vickery, Tom 1890-93	Warner, Jackie 33	Whitney, Pinky 28-33; 36-39	Yeabsley, Bert 19
Vines, Bob 25	Warren, Bennie 39-42	Whitrock, Bill 1896	Yingling, Joe 1894
Vinton, Bill 1884-85	Wasdell, Jimmy 43-46	Whitted, George 15-19	Youmans, Floyd 89
Virgil, Ozzie 80-85	Washburn, Libe 03	Wilber, Del 51-52	Young, Bobby 58
Vorhees, Cy 02	Washer, Buck 05	Wilhelm, Kaiser 21	Young, Del 37-40
Vukovich, George 80-82	Watkins, Dave 69	Williams, Cy 18-30	Young, Mike 88
Vukovich, John 70-71; 76-77; 79-81	Watkins, Ed 02	Williams, George 61	Young, Dick 51-52
W	Watkins, George 35-36	Williams, Mike 92-	Z
Wagenhurst, Woodie 1888	Watson, Milt 18-19	Williams, Mitch 91-93	Zachary, Tom 36
Wagner, Gary 65-69	Watt, Eddie 74	Williams, Walt 03	Zachry, Pat 85
Wagner, Hal 48-49	Watt, Frank 31	Willingham, Tom 31-33	Ziegler, Charlie 00
Waikus, Eddie 49-53; 55	Watwood, John 39	Willoughby, Claude 25-30	Zimmer, Chief 03
Waitt, Charlie 1883	Webb, Bill 43	Wilson, Billy 69-73	
	Wehrmeister, Herm 54-56	Wilson, Glenn 84-87	
	Wehrmeister, Dave 84		

COACHES

Amaro, Ruben 80-81	Felske, John 84	Menke, Denis 89-	Shea, Merv 44-45
Bengough, Benny 46-58	Ferrick, Tom 59	Meyer, Ben 25-26	Shepard, Larry 87
Beringer, Carroll 73-78	Hoak, Don 67	Moses, Wally 55-58	Silvestri, Ken 59-60
Bowa, Larry 88-	Hunter, Fred 28-31; 33	Murphy, Dan 27	Spalding, Dick 34-36
Bristol, Dave 82-85; 88	Johnson, Deron 82-84	Myatt, George 64-72	Starrette, Herm 79-81
Carter, Dick 59-60	Johnson, Syl 39-41	Oldis, Bob 64-66	Sugden, Joe 26-27
Cohen, Andy 60	Jonnard, Bubber 35	Onslow, John 31-32	Tannehill, Jesse 20
Combs, Earle 54	Killefer, Bill 42	Osteen, Claude 82-88	Taylor, Tony 77-79; 88-89
Conroy, Wid 22	Klein, Chuck 42-45	Perkins, Cy 46-54	Tiefenauer, Bob 79
Cooke, Dusty 48-52	Knowles, Darold 89-90	Podres, Johnny 91-	Unser, Del 85-88
Cravath, Gavyvy 23	Lanier, Hal 90-91	Posedel, Bill 58	Vincent, Al 61-63
Culp, Benny 46-47	Lemon, Bob 61	Ragan, Pat 24	Vukovich, John 88-
Davenport, Jim 86-87	Loebert, Hans 34-41	Riddie, Johnny 59	Whitehill, Earl 43
Davis, Brandy 72	Lowrey, Peanuts 60-66	Rippelmeyer, Ray 70-78	Widmar, Al 62-64; 68-69
DeMars, Billy 69-81	Mayo, Eddie 52-54	Roberts, Mel 92-	Wilhelm, Kaiser 21
Earnshaw, George 49-50	McDonnell, Maje 51; 54-57	Ryan, Mike 80-	Wine, Bobby 72-83
Edwards, Doc 70-72		Seminick, Andy 57-58; 67-69	Wyatt, Whit 55-57
Elia, Lee 80-81; 85-87	McLish, Cal 65-66		

BROTHERS WHO PLAYED FOR THE PHILLIES

- * Dave and Dennis Bennett
- * Dino and Lou Chiozza
- * Ed and Tom Delahanty
- * Garvin and Granny Hamner
- Fritz and George Knothe

- * Frank and Tom Maher
- Charlie and Luther Roy
- * Bill and Roy Thomas
- Jim and Wally Westlake

* were teammates

MANAGERS

(There have been 44 managers of the Phillies)

YEARS	NAME	GAMES	W	L	T	PCT.
1883	Bob Ferguson	17	4	13	0	.235
1883	Bill Purcell	82	13	68	1	.165
1884-1890	Harry Wright	755	387	351	17	.513
1890	Jack Clements	19	13	6	0	.684
1890	Al Reach	11	4	7	0	.364
1890	Bob Allen	35	25	10	0	.714
1890-1893	Harry Wright	472	249	215	8	.528
1894-1895	Arthur Irwin	263	149	110	4	.574
1896	Bill Nash	131	62	68	1	.477
1897-1898	George Stallings	180	74	104	2	.417
1898-1902	Bill Shettsline	677	367	303	7	.547
1903	Chief Zimmer	139	49	86	4	.367
1904-1906	Hugh Duffy	464	206	251	7	.430
1907-1909	Bill Murray	458	240	214	4	.528
1910-1914	Red Dooin	775	392	370	13	.514
1915-1918	Pat Moran	586	323	257	6	.556
1919	Jack Coombs	62	18	44	0	.290
1919-1920	Gavvy Cravath	229	91	137	1	.400
1921	Bill Donovan	102	31	71	0	.304
1921-1922	Kaiser Wilhelm	206	77	128	1	.376
1923-1926	Art Fletcher	612	231	378	3	.380
1927	Stuffy McInnis	155	51	103	1	.332
1928-1933	Burt Shotton	923	370	549	4	.403
1934-1938	Jimmy Wilson	763	280	477	6	.371
1938	Hans Lobert	2	0	2	0	.000
1939-1941	Doc Prothro	460	138	320	2	.302
1942	Hans Lobert	151	42	109	0	.278
1943	Bucky Harris	95	40	53	2	.432
1943-1945	Fred Fitzsimmons	283	102	179	2	.364
1945-1948	Ben Chapman	476	197	277	2	.414
1948	Dusty Cooke	13	6	6	1	.542
1948-1952	Eddie Sawyer	591	296	292	3	.503
1952-1954	Steve O'Neill	324	182	140	2	.565
1954	Terry Moore	77	35	42	0	.455
1955-1958	Mayo Smith	547	264	281	2	.484
1958-1960	Eddie Sawyer	227	94	132	1	.416
1960	Andy Cohen	1	1	0	0	1.000
1960-1968	Gene Mauch	1331	645	684	2	.485
1968	George Myatt	2	2	0	0	1.000
1968-1969	Bob Skinner	215	92	123	0	.423
1969	George Myatt	54	19	35	0	.352
1970-1972	Frank Lucchesi	399	166	233	0	.416
1972	Paul Owens	80	33	47	0	.413
1973-1979	Danny Ozark	1105	594	510	1	.538
1979-1981	Dallas Green	299	169	130	0	.565
1982-1983	Pat Corrales	248	132	115	1	.532
1983-1984	Paul Owens	239	128	111	0	.536
1985-1987	John Felske	384	190	194	0	.495
1987-1988	Lee Ella	254	111	142	1	.439
1988	John Vukovich	9	5	4	0	.556
1989-1991	Nick Leyva	338	148	189	1	.438
1991-	Jim Fregosi	600	301	299	0	.502

Two-term managers and their records:

Sawyer (390-424); Lobert (42-111); Myatt (21-35); Owens (161-158)

LONG GAMES

LONGEST EXTRA-INNING GAMES

Innings	Date	Clubs/Score			H/R	
21	7/17/18	Chicago	2	Phillies	1	Road
20	8/24/05	Chicago	2	Phillies	1	Home
20	4/30/19	Phillies	9	Brooklyn	9	Home
20	5/04/73	Phillies	5	Atlanta	4	Vet
20	7/07/93	Phillies	7	Dodgers	6	Vet
19	6/13/18	Phillies	8	St. Louis	8	Home
19	9/15/50	Phillies	8	Cincinnati	7	Home
18	6/01/19	Phillies	10	Brooklyn	9	Road
18	6/09/49	Phillies	4	Pittsburgh	3	Road
18	10/2/65	Phillies	0	New York	0	Road
18	5/21/67	Phillies	2	Cincinnati	1	Home
18	8/01/72	New York	3	Phillies	2	Road
17	9/02/08	Phillies	3	Brooklyn	2	Home
17	9/06/52	Phillies	7	Boston	6	Home
17	6/02/72	Cincinnati	6	Phillies	3	Vet
17	9/13/74	St. Louis	7	Phillies	3	Vet
17	8/21/80	Phillies	9	San Diego	8	Vet
17	9/21/81	Montreal	1	Phillies	0	Road
17	6/27/86	Phillies	2	St. Louis	1	Road

LATEST ENDING GAMES

- 4:40 a.m. – vs San Diego, July 2, 1993 (DH & rain)
- 3:23 a.m. – vs Montreal, August 10, 1977 (DH & rain)
- 3:15 a.m. – vs New York, September 26, 1975 (DH & rain)
- 3:11 a.m. – vs San Francisco, June 9, 1980 (rain)
- 2:13 a.m. – vs New York, July 26, 1988 (rain)
- 2:06 a.m. – St. Louis, September 13, 1974 (x-inning & rain)

LONGEST RAIN DELAYS

- 5 hours, 56 minutes – vs San Diego, July 2, 1993
(three delays in game 1 of 1:00, 1:56 and 2:48)
- 5 hours – vs San Francisco, June 9, 1980
(1 hour, 28 minute delay and a 3 hour, 32 minute delay)
- 4 hours, 56 minutes – vs Montreal, August 10, 1977; DH
(two delays in game 1 of 1:03 and 2:27; 1:26 delay in game 2)
- 3 hours, 32 minutes – vs San Francisco, June 9, 1980
- 3 hours, 25 minutes – vs New York, July 26, 1988
- 3 hours, 10 minutes – at Montreal, October 4, 1980

PLAYED & MANAGED

Men Who Played For and Managed The Phillies

Name	Years Played	Years Managed
Bob Ferguson	1883	1883
Bill Purcell	1883-84	1883
Arthur Irwin	1886-89; 1894	1894-95
Billy Nash	1896-98	1896
Chief Zimmer	1903	1903
Hugh Duffy	1904-06	1904-06
Red Dooin	1902-14	1910-14
Pat Moran	1910-14	1915-18
Gavvy Cravath	1912-20	1919-20
Kaiser Wilhelm	1921	1921-22
Art Fletcher	1920; 1922	1923-26
Stuffy McInnis	1927	1927
Jimmy Wilson	1923-28; 1934-38	1934-38
Hans Lobert	1911-14	1938; 1942
Ben Chapman	1945-46	1945-48
Dallas Green	1960-64; 1967	1980-81
Pat Corrales	1964-65	1982-83
John Vukovich	1970-71; 76-77; 79-81	1988

OPENING DAY

VETERANS STADIUM OPENERS

The Phillies have a 10-14 record in opening games at the Vet.

Date	Opp.	Result	D/N	Attend.	WP	LP
4/10/71	Montreal	W, 4-1	D	55,352	BUNNING	Stoneman
4/17/72	St. Louis	L, 5-4	N	38,182	Santorini	HOERNER
4/10/73	Montreal	W, 7-5	N	40,804	CARLTON	Torrez
4/06/74	New York	W, 5-4	D	40,222	SCARCE	McGraw
4/11/75	St. Louis	L, 6-1	N	44,834	McGlothen	TWITCHELL
4/10/76	Pittsburgh	L, 5-4	D	42,147	Demery	McGRAW
4/09/77	Montreal	L, 4-3	D	43,367	Brown	CARLTON
4/07/78	St. Louis	L, 5-1	N	47,791	Forsch	CARLTON
4/10/79	Pittsburgh	W, 7-3	N	48,251	RUTHVEN	Romo
4/11/80	Montreal	W, 6-3	N	48,460	CARLTON	Rogers
4/13/81	Pittsburgh	W, 5-1	N	60,404	CARLTON	Candelaria
4/08/82	New York	L, 7-2	D	15,345	Jones	CARLTON
4/12/83	New York	W, 4-3	D	31,236	REED	Allen
4/10/84	Houston	W, 3-1	D	37,236	DENNY	Ryan
4/09/85	Atlanta	L, 6-0	N	35,361	Mahler	CARLTON
4/11/86	New York	L, 9-7	N	36,190	Ojeda	GROSS
4/10/87	Chicago	L, 4-3	N	43,212	Lynch	GROSS
4/05/88	Pittsburgh	L, 5-3	N	46,394	Dunne	RAWLEY
4/08/89	St. Louis	W, 5-4	N	23,741	PARRETT	Castello
4/13/90	St. Louis	L, 11-0	N	32,183	Tudor	HOWELL
4/12/91	St. Louis	W, 11-4	N	38,227	COMBS	Moyer
4/07/92	Chicago	L, 4-3	D	60,431	Maddux	MULHOLLAND
4/09/93	Chicago	L, 11-7	D	60,985	McEroy	RIVERA
4/11/94	Colorado	L, 8-7	D	58,627	Ruffin	MASON

LAST 20 YEARS OPENING DAY RESULTS

Date	Opponent	Result	WP	LP
4/08/75	at New York	L, 2-1	Seaver	CARLTON
4/10/76	vs Pittsburgh	L, 5-4	Demery	MCGRAW
4/09/77	vs Montreal	L, 4-3	Brown	CARLTON
4/07/78	vs. St. Louis	L, 5-1	Forsch	CARLTON
4/06/79	at St. Louis	L, 8-1	Denny	CARLTON
4/11/80	vs Montreal	W, 6-3	CARLTON	Rogers
4/08/81	at Cincinnati	L, 3-2	Hume	LYLE
4/08/82	vs New York	L, 7-2	Jones	CARLTON
4/05/83	at New York	L, 2-0	Sisk	CARLTON
4/03/84	at Atlanta	W, 5-0	CARLTON	Barker
4/09/85	vs Atlanta	L, 6-0	Mahler	CARLTON
4/07/86	at Cincinnati	L, 7-4	Soto	CARLTON
4/07/87	at Atlanta	L, 7-0	Mahler	RAWLEY
4/05/88	vs Pittsburgh	L, 5-3	Dunne	RAWLEY
4/04/89	at Chicago	L, 5-4	Sutcliffe	YOUNANS
4/10/90	at Chicago	L, 2-1	Lancaster	PARRETT
4/08/91	at New York	L, 2-1	Gooden	MULHOLLAND
4/07/92	vs Chicago	L, 4-3	Maddux	MULHOLLAND
4/05/93	at Houston	W, 3-1	MULHOLLAND	Drabek
4/04/94	at Colorado	W, 12-6	SLOCUMB	M. Munoz

OPENING DAY NOTES

- ★ The Phillies have a 50-60 opening day record.
- ★ There have been two tie games, 1923 at Brooklyn and 1924 vs. Boston.
- ★ In 1907 the New York Giants forfeited the opener to the Phillies at the Polo Grounds.
- ★ There have been nine openers which have gone extra-innings; the last was in 1976. The Phils are 3-4 in those games with two ties.

IMPORTANT DATES

DATES TO REMEMBER

September	26	—	Phillies win 1976 NL East Title at MTL
September	27	—	Phillies win 1977 NL East Title at CHI
September	28	—	Phillies win 1983 NL East Title at CHI Phillies win 1993 NL East Title at PIT
September	29	—	Phillies win 1915 NL Pennant at BOS
September	30	—	Phillies win 1978 NL East Title at PIT
October	1	—	Phillies win 1950 NL Pennant at BKN
October	4	—	Phillies win 1980 NL East Title at MTL
October	8	—	Phillies win 1983 NL Pennant vs LA
October	12	—	Phillies win 1980 NL Pennant at HOU
October	13	—	Phillies win 1993 NL Pennant vs ATL
October	21	—	Phillies win 1980 World Series vs KC

PHILLIES IN FIRST PLACE

(Sole Possession)

May 1st	June 1st	July 1st	August 1st	Sept. 1st
1900	1900	1950	1915	1915
1911	1913	1976	1950	1950
1915	1964	1978	1964	1964
1916	1976	1993	1976	1976
1953	1981		1978	1977
1964	1993		1982	1978
1993			1993	1993

PHILLIES STADIUMS

Recreation Park	1883-1886
Philadelphia Park/Baker Bowl	1887-1938
University of Pennsylvania	1894
Columbia Park	1903
Shibe Park/Connie Mack Stadium	1927, 1938-1970
Veterans Stadium	1971-present

LAST TIME IT HAPPENED

- Cycle — Johnny Callison, 6/27/63 at PIT
- Five-Hit Game — John Kruk, 7/27/93 vs STL
- Five-RBI Game — Todd Pratt, 7/4/94 at SD
- Six-RBI Game — Darren Daulton, 7/28/93 vs STL
- Home Run by a Pitcher — Bobby Munoz, 6/25/94 vs ATL
- Grand Slam — Pete Incaviglia, 5/10/94 at ATL
- Grand Slam by Pitcher — Steve Carlton, 5/16/84 at LA
- Inside Park HR — Juan Bell, 9/24/92 vs CHI
- Inside Park HR by Pitcher — Curt Simmons, 5/22/52 vs PIT
- No-Hitter — Tommy Greene, 5/23/91 at MTL
- No-Hitter vs Phils (less than 9 inn.) — Pascual Perez, 9/24/88 vs MTL
- No-Hitter vs Phils — Bob Forsch, 4/16/78 at STL
- One-Hitter — Curt Schilling, 9/9/92 vs NY
- One-Hitter vs Phils — Doug Drabek, 8/3/90 vs PIT; Willie Banks/Randy Myers, 5/30/94 at CHI
- Pinch-Hit Grand Slam — Ozzie Virgil, 9/2/83 vs SF
- Steal of Home — Ricky Jordan, 9/29/92 at NY
- Three Steals in a Game — Lenny Dykstra, 4/10/93 vs CHI
- Three Home Runs in a Game — Von Hayes, 8/29/89 at SF
- Three Doubles in a Game — Lenny Dykstra, 5/2/94 vs SD
- Two Triples in a Game — Mickey Morandini, 8/29/93 vs CIN
- Two Hits, Same Inning — Tony Longmire, 7/4/94 at SD
- Triple Play by Phils — 9/20/92 at PIT (Jeff King)
- Triple Play vs Phils — 4/11/81 at STL (Gary Matthews)
- Back-To-Back Shutouts — 9/14-15/86 vs NY and PIT (Gross/Garman)

SUMMARY – DIVISION SERIES

G	Date	Site	Line Score	Pitchers/Home Runs	Attendance
1981					
1	10/7	MTL	PHL 1-10-0 MTL 3-8-1	Carlton (L), Reed (7) Rogers (W), Reardon (9) HR: Moreland	34,237
2	10/8	MTL	PHL 1-6-2 MTL 3-7-0	Ruthven (L), Bursstar (5), Lyle (7), McGraw (8) Gullickson (W), Reardon (8) HR: None	45,896
3	10/9	PHL	MTL 2-8-4 PHL 6-13-0	Burris (L), Lee (5), Sosa (7) Christenson (W), Lyle (7), Reed (8) HR: None	36,835
4	10/10	PHL	MTL 5-10-1 PHL 6-9-0	Sanderson, Bahnsen (3), Sosa (5), Fryman (6), Reardon (L)(7) Noles, Brusstar (5), Lyle (6), Reed (7), McGraw (W)(8) HR: Schmidt, Carter, Matthews, Yukovich	38,818
5	10/11	PHL	MTL 3-8-1 PHL 0-6-0	Rogers (W) Carlton (L), Reed (9) HR: None	47,384

SUMMARY LEAGUE CHAMPIONSHIP SERIES

G	Date	Site	Line Score	Pitchers/Home Runs	Attendance
1976					
1	10/9	PHL	CIN 6-10-0 PHL 3-6-1	Gullett (W), Eastwick (9) Carlton (L), McGraw (8) HR: Foster	62,640
2	10/10	PHL	CIN 6-6-0 PHL 2-10-1	Zachry (W), Borbon (6) Lonborg (L), Garber (6), McGraw (7), Reed (7) HR: Luzinski	62,651
3	10/12	CIN	PHL 6-11-0 CIN 7-9-2	Kaat, Reed (7), Garber (L)(9), Underwood (9) Nolan, Sarmiento (6), Borbon (7), Eastwick (W) (8) HR: Foster, Bench	55,047
1977					
1	10/4	LA	PHL 7-9-0 LA 5-9-2	Carlton, Garber (W)(7), McGraw (9) John, Garman (5), Hough (6), Sosa (L) (8) HR: Luzinski, Cey (slam)	55,968
2	10/6	LA	PHL 1-9-1 LA 7-9-1	Lonborg (L), Reed (5), Brusstar (7) Sutton (W) HR: McBride, Baker (slam)	55,973
3	10/7	PHL	LA 6-12-2 PHL 5-6-2	Hooton, Rhoden (2), Rau (7), Sosa (8), Rautzhan (W)(8), Garman (9) Christenson, Brusstar (4), Reed (5), Garber (L)(7) HR: None	63,719
4	10/8	PHL	LA 4-5-0 PHL 1-7-0	John (W) Carlton (L), Reed (6), McGraw (7), Garber (9) HR: Baker	64,924
1978					
1	10/4	PHL	LA 9-13-1 PHL 5-12-1	Hooton, Welch (W)(5) Christenson (L), Brusstar (5), Eastwick (6), McGraw (7) HR: Garvey(2), Lopes, Yeager, Martin	63,460
2	10/5	PHL	LA 4-8-0 PHL 0-4-0	John (W) Ruthven (L), Brusstar (5), Reed (7), McGraw (8) HR: Lopes	60,642
3	10/6	LA	PHL 9-11-1 LA 4-8-2	Carlton (W) Sutton (L), Rautzhan (6), Hough (8) HR: Carlton, Luzinski, Garvey	55,043
4	10/7	LA	PHL 3-8-2(10) LA 4-13-0	Leach, Brusstar (6), Reed (7), McGraw (L)(9) Rau, Rhoden (6), Forster (W)(10) HR: Luzinski, McBride, Cey, Garvey	55,124

SUMMARY – LCS (cont.)

G	Date	Site	Line Score	Pitchers/Home Runs	Attendance
1980					
1	10/7	PHL	HOU 1-7-0 PHL 3-8-1	Forsch (L) Carlton (W), McGraw (8) HR: Luzinski	65,277
2	10/8	PHL	HOU 7-8-1(10) PHL 4-14-2	Ryan, Sambito (7), Smith (7), LaCorte (W)(9), Andujar (10) Ruthven, McGraw (8), Reed (L)(9), Saucier (10) HR: None	65,476
3	10/10	HOU	PHL 0-7-1(11) HOU 1-6-1	Christenson, Noles (7), McGraw (L)(8) Niekro, Smith (W)(11) HR: None	44,443
4	10/11	HOU	PHL 5-13-0(10) HOU 3-5-1	Carlton, Noles (6), Saucier (7), Reed (7), Brusstar (W)(8), McGraw (10) Ruhle, Smith (8), Sambito (L)(8) HR: None	44,952
5	10/12	HOU	PHL 8-13-2(10) HOU 7-14-0	Bystrom, Brusstar (6), Christenson (7), Reed (7), McGraw (8), Ruthven (W)(9) Ryan, Sambito (8), Forsch (8), LaCorte (L) (9) HR: None	44,802
1983					
1	10/4	LA	PHL 1-5-1 LA 0-7-0	Carlton (W), Holland (8) Reuss (L), Neidenfuer (9) HR: Schmidt	49,963
2	10/5	LA	PHL 1-7-2 LA 4-6-1	Denny (L), Reed (7) Valenzuela (W), Niedenfuer (9) HR: Matthews	55,967
3	10/7	PHL	LA 2-4-0 PHL 7-9-1	Walch (L), Pena (2), Honeycutt (5), Beckwith (5), Zachry (7) Hudson (W) HR: Marshall, Matthews	53,490
4	10/8	PHL	LA 2-10-0 PHL 7-13-1	Reuss (L), Beckwith (5), Honeycutt (5), Zachry (7) Carlton (W), Reed (7), Holland (8) HR: Baker, Lezcano, Matthews	64,494
1993					
1	10/6	PHL	ATL 3-9-0(10) PHL 4-9-1	Avery, Mercker (7), McMichael (L)(9) Schilling, Williams (W)(9) HR: Incaviglia	62,412
2	10/7	PHL	ATL 14-16-0 PHL 3-7-2	Maddux (W), Stanton (8), Wohlers (9) Greene (L), Thigpen (3), Rivera (4), Mason (6), West (8), Andersen (9) HR: McGriff, Blauser, Pendleton, Berryhill, Hollins, Dykstra	62,436
3	10/9	ATL	PHL 4-10-1 ATL 9-12-0	Mulholland (L), Mason (6), Andersen (7), West (7), Thigpen (8) Glavine (W), Mercker (8), McMichael (9) HR: Kruk	52,032
4	10/10	ATL	PHL 2-8-1 ATL 1-10-1	Jackson (W), Williams (8) Smoltz (L), Mercker (7), Wohlers (8) HR: None	52,032
5	10/11	ATL	PHL 4-6-1(10) ATL 3-7-1	Schilling, Williams (W)(9), Andersen (10) Avery, Mercker (8), McMichael (9), Wohlers (L)(10) HR: Daulton, Dykstra	52,032
6	10/13	PHL	ATL 3-5-3 PHL 6-7-1	Maddux (L), Mercker (6), McMichael (7), Wohlers (7) Greene (W), West (8), Williams (9) HR: Blauser, Hollins	62,502

SUMMARY – WORLD SERIES

G	Date	Site	Line Score	Pitchers/Home Runs	Attendance
1915					
1	10/8	PHL	BOS 1-8-1 PHL 3-5-1	Shore (L) Alexander (W) HR: None	19,343
2	10/9	PHL	BOS 2-10-0 PHL 1-3-1	Foster (W) Mayer (L) HR: None	20,306
3	10/11	BOS	PHL 1-3-0 BOS 2-6-1	Alexander (L) Leonard (W) HR: None	42,300
4	10/12	BOS	PHL 1-7-0 BOS 2-8-1	Chalmers (L) Shore (W) HR: None	41,096
5	10/13	PHL	BOS 5-10-1 PHL 4-9-1	Foster (W) Mayer, Rixey (L)(3) HR: Hooper(2), Lewis, Luderus	20,306

SUMMARY – WORLD SERIES (cont.)

G	Date	Site	Line Score	Pitchers/Home Runs	Attendance
1950					
1	10/4	PHL	NY 1-5-0 PHL 0-2-1	Raschi (W) Konstanty (L), Meyer (9) HR: None	30,746
2	10/5	PHL	NY 2-10-0(10) PHL 1-7-0	Reynolds (W) Roberts (L) HR: DiMaggio	32,660
3	10/6	NY	PHL 2-10-2 NY 3-7-0	Heintzelman, Konstanty (8) Meyer (L)(9) Lopat, Ferrick (W)(9) HR: None	65,791
4	10/7	NY	PHL 2-7-1 NY 5-8-2	Miller (L), Konstanty (1), Roberts (8) Ford (W), Reynolds (9) HR: Berra	69,098
1980					
1	10/14	PHL	KC 6-9-1 PHL 7-11-0	Léonard (L), Martin (4), Quisenberry (8) Walk (W), McGraw (8) HR: Aikens(2), Otis, McBride	65,791
2	10/15	PHL	KC 4-11-0 PHL 6-8-1	Gura, Quisenberry (L)(7) Carlton (W), Reed (9) HR: None	65,775
3	10/17	KC	PHL 3-14-0(10) KC 4-11-0	Ruthven, McGraw (L)(10) Gale, Martin (5), Quisenberry (W)(8) HR: Schmidt, Brett, Otis	42,380
4	10/18	KC	PHL 3-10-1 KC 5-10-2	Christenson (L), Noles (1), Saucier (6), Brusstar (6) Leonard (W), Quisenberry (8) HR: Aikens (2)	42,363
5	10/19	KC	PHL 4-7-0 KC 3-12-2	Bystrom, Reed (6), McGraw (W)(7) Gura, Quisenberry (L)(7) HR: Schmidt, Otis	42,369
6	10/21	PHL	KC 1-7-2 PHL 4-9-0	Gale(L), Martin (3), Splitstorf (5), Pattin (7), Quisenberry (8) Carlton (W), McGraw (8) HR: None	65,838
1983					
1	10/11	BAL	PHL 2-5-0 BAL 1-5-1	Denny (W), Holland (8) McGregor (L), Stewart (9), T. Martinez (9) HR: Morgan, Maddox, Dwyer	52,204
2	10/12	BAL	PHL 1-3-0 BAL 4-9-1	Hudson (L), Hernandez (5), Andersen (6), Reed (8) Boddicker (W) HR: Lowenstein	52,132
3	10/14	PHL	BAL 3-6-1 PHL 2-8-2	Flanagan, Palmer (W)(5), Stewart (7), T. Martinez (9) Carlton (L), Holland (7) HR: Ford, Matthews, Morgan	65,792
4	10/15	PHL	BAL 5-10-1 PHL 4-10-0	Davis (W), Stewart (6), T. Martinez (8) Denny (L), Hernandez (6), Reed (6), Andersen (8) HR: None	66,947
5	10/16	PHL	BAL 5-5-0 PHL 0-5-1	McGregor (W) Hudson (L), Bystrom (5), Hernandez (6), Reed (9) HR: Murray(2), Dempsey	67,064
1993					
1	10/16	TOR	PHL 5-11-1 TOR 8-10-3	Schilling (L), West (7), Andersen (7), Mason (8) Guzman, Leiter (W)(6), Ward (8) HR: White, Olerud	52,011
2	10/17	TOR	PHL 6-12-0 TOR 4-8-0	Mulholland (W), Mason (6), Williams (8) Stewart (L), Castillo (7), Eichhorn (8), Timlin (8) HR: Eisenreich, Dykstra, Carter	52,062
3	10/19	PHL	TOR 10-13-1 PHL 3-9-0	Hentgen (W), Cox (7), Ward (9) Jackson (L), Rivera (6), Thigpen (7), Andersen (9) HR: Molitor, Thompson	62,689
4	10/20	PHL	TOR 15-17-0 PHL 14-14-1	Stottlemire, Leiter (3), Castillo (W)(5), Timlin (8) Ward (8) Greene, Mason (3), West (6), Andersen (7), Williams (L)(8), Thigpen (9) HR: Dykstra (2), Daulton	62,731
5	10/21	PHL	TOR 0-5-1 PHL 2-5-1	Guzman (L), Cox (8) Schilling (W) HR: None	62,706
6	10/23	TOR	PHL 6-7-0 TOR 8-10-2	Mulholland, Mason (6), West (8), Andersen (8), Williams (L)(9) Stewart, Cox (7), Leiter (7), Ward (W)(8) HR: Dykstra, Molitor, Carter	52,195

SERVICE TIME

PLAYERS WITH MOST SEASONS WITH PHILLIES

Seasons	Players	Years
18 –	Mike Schmidt	1972-89
16 –	Granny Hamner	1944-59
15 –	Chuck Klein	1928-33; 36-44
	Tony Taylor	1960-71; 74-76
	Steve Carlton	1972-86
14 –	Jack Clements	1884-97
	Robin Roberts	1948-61
	Chris Short	1959-72
13 –	Ed Delahanty	1888-9; 91-1901
	Red Dooen	1902-14
	Cy Williams	1918-30
	Willie Jones	1947-59
	Curl Simmons	1947-50; 52-60
12 –	Roy Thomas	1899-1908; 10-11
	Andy Seminick	1943-51; 55-57
	Richie Ashburn	1948-59
	Larry Bowa	1970-81
	Garry Maddox	1975-86
11 –	Darren Daulton	1983; 1985-present

PLAYING WITH PHILS THREE DIFFERENT TIMES

Player	1st Time	2nd Time	3rd Time
Bill Duggleby	1898	1901	1902-1907
Bill Hallman	1888-89	1892-97	1901-03
Chuck Klein	1928-33	1936-39	1940-44

ATHLETES WITH MOST CONTINUOUS YEARS OF SERVICE IN PHILADELPHIA

Seasons	Player	Team	Years
18	Mike Schmidt	Phillies	1972-89
16	Granny Hamner	Phillies	1944-59
15	Bobby Clark	Flyers	1969-84
15	Jimmy Dykes	A's	1918-32
15	Steve Carlton	Phillies	1972-86
14	Cy Perkins	A's	1917-30
14	Robin Roberts	Phillies	1948-61
14	Chuck Bednarik	Eagles	1949-62
14	Chris Short	Phillies	1959-72

ENTIRE CAREER PLAYED WITH PHILS

Retired Players

18 Years	Mike Schmidt
11 Years	Larry Christenson
10 Years	Terry Harmon, Bob Miller
8 Years	Putsy Caballero
7 Years	John Boozer, George Chalmers, Jack Meyer

DID YOU KNOW?

The largest trade in Phillies history involved eight players. There were two eight player deals involving the Phils:

On October 7, 1969, Richie Allen, Cookie Rojas and Jerry Johnson were traded to St. Louis for Curt Flood, Tim McCarver, Joe Hoerner and Byron Browne. Flood refused to report and the Cardinals sent Willie Montanez and Bob Browning in his place.

On February 23, 1979, the Phillies traded Barry Foote, Ted Sizemore, Jerry Martin, Derek Botelho and Henry Mack to the Cubs for Manny Trillo, Greg Gross and Dave Rader.

REGULARS BY POSITIONS

YEAR	FIRST BASE	AVG.	SECOND BASE	AVG.	SHORTSTOP	AVG.	THIRD BASE	AVG.
1883	Farrar	.233	R.Ferguson	.258	McClellan	.230	Warner	.227
1884	Farrar	.245	Andrews	.221	McClellan	.258	Mulvey	.229
1885	Farrar	.245	Myers	.204	Bastian	.167	Mulvey	.269
1886	Farrar	.248	Bastian	.217	Irwin	.233	Mulvey	.267
1887	Farrar	.282	McLaughlin	.220	Irwin	.254	Mulvey	.287
1888	Farrar	.244	Bastian	.193	Irwin	.219	Mulvey	.216
1889	Farrar	.268	Myers	.269	Hallman	.253	Mulvey	.289
1890	McCauley	.244	Myers	.277	Allen	.226	Mayer	.242
1891	W.Brown	.243	Myers	.230	Allen	.221	Shindle	.210
1892	Connor	.294	Hallman	.292	Allen	.227	Reilly	.196
1893	Boyle	.286	Hallman	.307	Allen	.268	Reilly	.245
1894	Boyle	.301	Hallman	.309	Sullivan	.352	L.Cross	.386
1895	Boyle	.253	Hallman	.314	Sullivan	.338	L.Cross	.271
1896	Brouthers	.344	Hallman	.320	Hulen	.265	Nash	.247
1897	Lajoie	.363	L.Cross	.259	Gillen	.259	Nash	.258
1898	Douglas	.258	Lajoie	.328	M.Cross	.257	Lauder	.263
1899	Cooley	.276	Lajoie	.380	M.Cross	.257	Lauder	.268
1900	Delahanty	.323	Lajoie	.346	M.Cross	.202	Wolverton	.282
1901	Jennings	.275	Hallman	.184	M.Cross	.197	Wolverton	.309
1902	Jennings	.277	Childs	.194	Hulswitt	.272	Hallman	.248
1903	Douglas	.255	Gleason	.284	Hulswitt	.247	Wolverton	.308
1904	Doyle	.220	Gleason	.274	Hulswitt	.244	Wolverton	.266
1905	Bransfield	.259	Gleason	.247	Doolan	.254	Courtney	.275
1906	Bransfield	.275	Gleason	.227	Doolan	.230	Courtney	.236
1907	Bransfield	.233	Knabe	.255	Doolan	.204	Courtney	.243
1908	Bransfield	.304	Knabe	.218	Doolan	.234	Grant	.244
1909	Bransfield	.292	Knabe	.234	Doolan	.219	Grant	.269
1910	Bransfield	.239	Knabe	.261	Doolan	.263	Grant	.268
1911	Luderus	.301	Knabe	.237	Doolan	.238	Lober	.285
1912	Luderus	.257	Knabe	.282	Doolan	.258	Lober	.327
1913	Luderus	.262	Knabe	.263	Doolan	.218	Lober	.300
1914	Luderus	.248	Byrne	.272	Martin	.253	Lober	.275
1915	Luderus	.315	Niehoff	.238	Bancroft	.254	Byrne	.209
1916	Luderus	.281	Niehoff	.243	Bancroft	.212	Stock	.281
1917	Luderus	.261	Niehoff	.255	Bancroft	.243	Stock	.264
1918	Luderus	.288	McGaifigan	.203	Bancroft	.265	Stock	.274
1919	Luderus	.293	Paulette	.259	Bancroft	.272	Blackburne	.199
1920	Paulette	.288	Rawlings	.234	Fletcher	.296	R.Miller	.219
1921	Konetchy	.321	J.Smith	.231	Parkinson	.253	Wrightstone	.296
1922	Leslie	.271	Parkinson	.275	Fletcher	.280	Rapp	.253
1923	Holke	.311	Tierney	.317	Sand	.228	Wrightstone	.273
1924	Holke	.300	Ford	.272	Sand	.245	Wrightstone	.307
1925	Hawks	.322	Friberg	.270	Sand	.278	Huber	.284
1926	Bentley	.258	Friberg	.268	Sand	.272	Huber	.245
1927	Wrightstone	.306	Thompson	.303	Sand	.299	Friberg	.233
1928	Hurst	.285	Thompson	.287	Sand	.211	Whitney	.301
1929	Hurst	.304	Thompson	.324	Thevenow	.227	Whitney	.327
1930	Hurst	.327	Thompson	.282	Thevenow	.286	Whitney	.342
1931	Hurst	.305	Mallon	.309	Bartell	.289	Whitney	.287
1932	Hurst	.339	Mallon	.259	Bartell	.308	Whitney	.298
1933	Hurst	.267	Warner	.224	Bartell	.271	McLeod	.194
1934	Camilli	.265	Chiozza	.304	Bartell	.310	Walters	.260
1935	Camilli	.261	Chiozza	.284	Haslin	.265	Vergez	.249
1936	Camilli	.315	Gomez	.232	Norris	.265	Whitney	.294
1937	Camilli	.339	Young	.194	Scharein	.241	Whitney	.341
1938	Weintraub	.311	Mueller	.250	Young	.229	Whitney	.277
1939	Suhr	.318	Hughes	.228	Scharein	.238	May	.287
1940	Mahan	.244	Schulte	.236	Bragan	.222	May	.293
1941	Etten	.311	Murtaugh	.219	Bragan	.251	May	.267
1942	Etten	.264	Glossop	.225	Bragan	.218	May	.238
1943	Wasdell	.261	Murtaugh	.273	Stewart	.211	May	.282
1944	Lupien	.283	Mullen	.267	Hamrick	.205	Stewart	.220
1945	Wasdell	.300	Daniels	.200	Mott	.221	Antonelli	.256
1946	McCormick	.284	Verban	.275	Newsome	.232	Tabor	.268
1947	Schultz	.223	Verban	.285	Newsome	.229	Handley	.253
1948	Sisler	.274	Hamner	.260	E.Miller	.246	Caballero	.245
1949	Sisler	.289	E.Miller	.207	Hamner	.263	Jones	.244

REGULARS BY POSITIONS

YEAR	CATCHER	AVG.	LEFTFIELD	AVG.	CENTER	AVG.	RIGHTFIELD	AVG.
1883	Gross	.307	Purcell	.268	Lewis	.250	Manning	.267
1884	Crowley	.244	Purcell	.252	Fogarty	.212	Manning	.271
1885	Clements	.191	Andrews	.266	Fogarty	.232	Manning	.256
1886	McGuire	.198	Wood	.273	Andrews	.249	Fogarty	.293
1887	Clements	.280	Wood	.289	Andrews	.325	Fogarty	.261
1888	Clements	.245	Wood	.229	Andrews	.239	Fogarty	.236
1889	Clements	.284	Wood	.251	Fogarty	.259	Thompson	.296
1890	Clements	.315	Hamilton	.325	Burke	.263	Thompson	.313
1891	Clements	.310	Hamilton	.340	Delahanty	.243	Thompson	.294
1892	Clements	.264	Hamilton	.330	Delahanty	.306	Thompson	.305
1893	Clements	.285	Delahanty	.368	Hamilton	.380	Thompson	.370
1894	Clements	.346	Delahanty	.400	Hamilton	.399	Thompson	.404
1895	Clements	.394	Delahanty	.399	Hamilton	.389	Thompson	.392
1896	Grady	.318	Delahanty	.397	Cooley	.307	Thompson	.298
1897	Boyle	.253	Delahanty	.377	Cooley	.329	Dowd	.292
1898	McFarland	.282	Delahanty	.334	Cooley	.312	Flick	.313
1899	McFarland	.333	Delahanty	.408	Thomas	.325	Flick	.342
1900	McFarland	.305	Slagle	.287	Thomas	.316	Flick	.378
1901	McFarland	.285	Delahanty	.357	Thomas	.309	Flick	.336
1902	Dooin	.231	Browne	.260	Thomas	.286	Barry	.287
1903	Roth	.273	Barry	.276	Thomas	.327	Keister	.320
1904	Dooin	.242	Titus	.294	Thomas	.290	Magee	.277
1905	Dooin	.250	Magee	.299	Thomas	.317	Titus	.308
1906	Dooin	.245	Magee	.282	Thomas	.254	Titus	.267
1907	Dooin	.211	Magee	.328	Thomas	.243	Titus	.275
1908	Dooin	.248	Magee	.283	Osborn	.267	Titus	.286
1909	Dooin	.224	Magee	.270	Bates	.293	Titus	.270
1910	Dooin	.242	Magee	.331	Bates	.305	Titus	.241
1911	Dooin	.328	Magee	.288	Paskert	.273	Titus	.284
1912	Killefer	.224	Magee	.306	Paskert	.315	Cravath	.284
1913	Killefer	.244	Magee	.306	Paskert	.262	Cravath	.341
1914	Killefer	.234	Becker	.325	Paskert	.264	Cravath	.299
1915	Killefer	.238	Becker	.246	Paskert	.244	Cravath	.285
1916	Killefer	.217	Whitted	.281	Paskert	.279	Cravath	.283
1917	Killefer	.274	Whitted	.280	Paskert	.251	Cravath	.280
1918	Adams	.176	Meusel	.279	Williams	.276	Cravath	.232
1919	Adams	.233	Meusel	.305	Williams	.278	Callahan	.230
1920	Wheat	.226	Meusel	.309	Williams	.325	Stengel	.292
1921	Bruggy	.310	Meusel	.353	Williams	.320	LeBourveau	.295
1922	Henline	.316	C.W.Lee	.322	Williams	.308	C.Walker	.337
1923	Henline	.324	Mokan	.313	Williams	.293	C.Walker	.281
1924	Henline	.284	Mokan	.260	Williams	.328	Harper	.294
1925	Wilson	.328	Burns	.292	Harper	.349	Williams	.314
1926	Wilson	.305	Mokan	.303	Leach	.329	Williams	.345
1927	Wilson	.275	Spalding	.296	Leach	.306	Williams	.274
1928	Lerian	.272	Leach	.304	Sothorn	.285	Klein	.360
1929	Lerian	.223	O'Doul	.398	Sothorn	.306	Klein	.356
1930	S.Davis	.313	O'Doul	.383	Sothorn	.280	Klein	.386
1931	S.Davis	.326	Klein	.337	Brickell	.253	Arlett	.313
1932	S.Davis	.336	H.B.Lee	.303	G.Davis	.309	Klein	.348
1933	S.Davis	.349	Schulmerich	.334	Fullis	.309	Klein	.368
1934	Todd	.318	Allen	.330	G.Davis	.293	Moore	.343
1935	Todd	.290	Watkins	.270	Allen	.307	Moore	.323
1936	Grace	.249	Moore	.328	Chiozza	.297	Klein	.309
1937	Atwood	.244	Arnovich	.290	H.Martin	.283	Klein	.325
1938	Atwood	.196	Arnovich	.275	H.Martin	.298	Klein	.247
1939	S.Davis	.307	Arnovich	.324	H.Martin	.282	Marty	.254
1940	Warren	.246	Rizzo	.292	Marty	.270	Klein	.218
1941	Warren	.214	Litwhiler	.305	Marty	.268	Benjamin	.235
1942	Warren	.209	Litwhiler	.271	L.Waner	.261	Northey	.251
1943	Livingston	.249	Triplett	.272	E.Adams	.256	Northey	.278
1944	Finley	.249	Wasdell	.277	E.Adams	.283	Northey	.288
1945	Seminick	.239	Triplett	.240	DiMaggio	.257	Dinges	.287
1946	Seminick	.264	Ennis	.313	Wyrostek	.281	Northey	.249
1947	Seminick	.252	Ennis	.275	Walker	.371	Wyrostek	.273
1948	Seminick	.225	Blatnik	.260	Ashburn	.333	Ennis	.290
1949	Seminick	.243	Ennis	.302	Ashburn	.284	Nicholson	.234

REGULARS BY POSITIONS

YEAR	FIRST BASE	AVG.	SECOND BASE	AVG.	SHORTSTOP	AVG.	THIRD BASE	AVG.
1950	Wailkus	.284	Goliat	.234	Hamner	.270	Jones	.267
1951	Wailkus	.257	Caballero	.186	Hamner	.255	Jones	.285
1952	Wailkus	.289	Ryan	.241	Hamner	.275	Jones	.250
1953	Torgeson	.274	Hamner	.276	Kazanski	.217	Jones	.225
1954	Torgeson	.271	Hamner	.299	Morgan	.262	Jones	.271
1955	Blaylock	.208	Morgan	.232	Smalley	.196	Jones	.258
1956	Blaylock	.254	Kazanski	.211	Hamner	.224	Jones	.277
1957	Bouchee	.293	Hamner	.227	Fernandez	.262	Jones	.218
1958	Bouchee	.257	Hemus	.284	Fernandez	.230	Jones	.271
1959	Bouchee	.285	S.Anderson	.218	Koppe	.261	Freese	.268
1960	Herrera	.281	Taylor	.287	Amaro	.231	Dark	.242
1961	Herrera	.258	Taylor	.250	Amaro	.257	C.Smith	.248
1962	Sievers	.262	Taylor	.259	Wine	.244	Demeter	.307
1963	Sievers	.240	Taylor	.281	Wine	.215	Hoak	.231
1964	Herrnstein	.234	Taylor	.251	Wine	.212	Allen	.318
1965	Stuart	.234	Taylor	.229	Wine	.228	Allen	.302
1966	White	.276	C.Rojas	.268	Groat	.260	Allen	.317
1967	White	.250	C.Rojas	.259	Wine	.190	Allen	.307
1968	White	.239	C.Rojas	.232	Pena	.260	Taylor	.250
1969	Allen	.288	C.Rojas	.228	Money	.229	Taylor	.262
1970	D.Johnson	.256	Doyle	.208	Bowa	.250	Money	.295
1971	D.Johnson	.265	Doyle	.231	Bowa	.249	J.Vukovich	.166
1972	Hutton	.260	Doyle	.249	Bowa	.250	Money	.222
1973	Montanez	.263	Doyle	.273	Bowa	.211	Schmidt	.196
1974	Montanez	.304	Cash	.300	Bowa	.275	Schmidt	.282
1975	Allen	.233	Cash	.305	Bowa	.305	Schmidt	.249
1976	Allen	.268	Cash	.284	Bowa	.248	Schmidt	.262
1977	Hebner	.285	Sizemore	.281	Bowa	.280	Schmidt	.274
1978	Hebner	.283	Sizemore	.219	Bowa	.294	Schmidt	.251
1979	Rose	.331	Trillo	.260	Bowa	.241	Schmidt	.253
1980	Rose	.282	Trillo	.292	Bowa	.267	Schmidt	.286
1981	Rose	.325	Trillo	.287	Bowa	.283	Schmidt	.316
1982	Rose	.271	Trillo	.271	DeJesus	.239	Schmidt	.280
1983	Rose	.245	Morgan	.230	DeJesus	.254	Schmidt	.255
1984	Matuszek	.248	Samuel	.272	DeJesus	.257	Schmidt	.277
1985	Schmidt	.277	Samuel	.264	Jeltz	.189	Schu	.252
1986	V.Hayes	.305	Samuel	.266	Jeltz	.219	Schmidt	.290
1987	V.Hayes	.277	Samuel	.272	Jeltz	.232	Schmidt	.293
1988	V.Hayes	.272	Samuel	.243	Jeltz	.187	Schmidt	.249
1989	Jordan	.285	Herr	.287	Thon	.271	C.Hayes	.257
1990	Jordan	.241	Herr	.261	Thon	.255	C.Hayes	.258
1991	Kruk	.294	Morandini	.249	Thon	.252	C.Hayes	.230
1992	Kruk	.323	Morandini	.265	Bell	.204	Hollins	.270
1993	Kruk	.316	Morandini	.247	Stocker	.324	Hollins	.273
1994	Kruk	.302	Morandini	.292	Stocker	.273	Hollins	.222

SEASONS IN WHICH STARTING OUTFIELD HIT .300

- 1892 - Billy Hamilton (.330), Ed Delahanty (.306), Sam Thompson (.305)
- 1893 - Ed Delahanty (.368), Billy Hamilton (.380), Sam Thompson (.370)
- 1894 - Ed Delahanty (.400), Billy Hamilton (.399), Sam Thompson (.404)
- 1895 - Ed Delahanty (.399), Billy Hamilton (.389), Sam Thompson (.392)
- 1898 - Ed Delahanty (.334), Duff Cooley (.312), Elmer Flick (.313)
- 1899 - Ed Delahanty (.408), Roy Thomas (.325), Elmer Flick (.342)
- 1901 - Ed Delahanty (.357), Roy Thomas (.309), Elmer Flick (.336)
- 1922 - Cliff Lee (.322), Cy Williams (.308), Curt Walker (.337)
- 1926 - Johnny Mokon (.303), Freddy Leach (.329), Cy Williams (.345)
- 1929 - Lefty O'Doul (.398), Denny Sothorn (.306), Chuck Klein (.356)
- 1932 - Hal Lee (.303), Kiddo Davis (.309), Chuck Klein (.348)
- 1933 - Wes Schulmerich (.334), Chick Fullis (.309), Chuck Klein (.368)
- 1976 - Greg Luzinski (.304), Garry Maddox (.330), Jay Johnstone (.318)

DID YOU KNOW ?

The Phillies last played a tripleheader on October 2, 1913 at New York vs. the Giants, winning two of three.

REGULARS BY POSITIONS

YEAR	CATCHER	AVG.	LEFTFIELD	AVG.	CENTER	AVG.	RIGHTFIELD	AVG.
1950	Seminick	.288	Sisler	.296	Ashburn	.303	Ennis	.311
1951	Seminick	.227	Sisler	.287	Ashburn	.344	Ennis	.267
1952	Burgess	.296	Ennis	.289	Ashburn	.282	Wyrostek	.274
1953	Burgess	.292	Ennis	.285	Ashburn	.330	Wyrostek	.271
1954	Burgess	.368	Ennis	.261	Ashburn	.313	Clark	.240
1955	Seminick	.246	Ennis	.296	Ashburn	.338	Greengrass	.272
1956	Lopata	.267	Ennis	.260	Ashburn	.303	Valo	.289
1957	Lopata	.237	H.Anderson	.268	Ashburn	.297	Repulski	.260
1958	Lopata	.248	H.Anderson	.301	Ashburn	.350	Post	.282
1959	Sawatski	.293	H.Anderson	.240	Ashburn	.266	Post	.254
1960	Coker	.214	Callison	.260	DeIGreco	.237	K.Walters	.239
1961	Dalrymple	.220	Callison	.266	Gonzalez	.277	Demeter	.257
1962	Dalrymple	.276	Savage	.266	Gonzalez	.302	Callison	.300
1963	Dalrymple	.252	Covington	.303	Gonzalez	.306	Callison	.284
1964	Dalrymple	.238	Covington	.280	Gonzalez	.278	Callison	.274
1965	Dalrymple	.213	A.Johnson	.294	Gonzalez	.295	Callison	.262
1966	Dalrymple	.245	Gonzalez	.286	Briggs	.282	Callison	.276
1967	Dalrymple	.172	Gonzalez	.339	Briggs	.232	Callison	.261
1968	Ryan	.179	Allen	.263	Gonzalez	.264	Callison	.244
1969	Ryan	.204	Briggs	.238	Hisle	.266	Callison	.265
1970	McCarver	.287	Briggs	.270	Hisle	.205	R.Stone	.262
1971	McCarver	.278	Gamble	.221	Montanez	.255	Freed	.221
1972	Bateman	.222	Luzinski	.281	Montanez	.247	Robinson	.239
1973	Boone	.261	Luzinski	.285	Unser	.289	Robinson	.288
1974	Boone	.242	Luzinski	.272	Unser	.264	M.Anderson	.251
1975	Boone	.246	Luzinski	.300	Maddox	.291	M.Anderson	.259
1976	Boone	.271	Luzinski	.304	Maddox	.330	Johnstone	.318
1977	Boone	.284	Luzinski	.309	Maddox	.292	McBride	.339
1978	Boone	.283	Luzinski	.265	Maddox	.288	McBride	.269
1979	Boone	.286	Luzinski	.252	Maddox	.281	McBride	.280
1980	Boone	.229	Luzinski	.228	Maddox	.259	McBride	.309
1981	Boone	.211	Matthews	.301	Maddox	.263	McBride	.271
1982	Diaz	.288	Matthews	.281	Maddox	.284	Dernier	.249
1983	Diaz	.236	Matthews	.258	Maddox	.275	V.Hayes	.265
1984	Virgil	.261	Wilson	.240	V.Hayes	.292	Lezcano	.277
1985	Virgil	.246	Stone	.265	V.Hayes	.263	Wilson	.275
1986	Russell	.241	Redus	.247	Thompson	.251	Wilson	.271
1987	Parrish	.245	James	.293	Thompson	.302	Wilson	.264
1988	Parrish	.215	Bradley	.264	Thompson	.288	James	.242
1989	Daulton	.201	Kruk	.300	Dykstra	.237	V.Hayes	.259
1990	Daulton	.268	Kruk	.291	Dykstra	.325	V.Hayes	.261
1991	Daulton	.196	Chamberlain	.240	Dykstra	.297	Murphy	.252
1992	Daulton	.270	Duncan	.267	Dykstra	.301	Amaro	.219
1993	Daulton	.257	Incaviglia	.274	Dykstra	.305	Eisenreich	.318
1994	Daulton	.300	Incaviglia	.230	Dykstra	.273	Eisenreich	.300

MOST YEARS REGULAR STARTER BY POSITION

Position	Player	Years
RHP	Robin Roberts	14 (1948 - 61)
LHP	Steve Carlton	15 (1972 - 86)
C	Jack Clements	10 (1885 + 1887 - 95)
1B	Fred Luderus	9 (1911 - 19)
2B	Otto Knabe	7 (1907 - 13)
3B	Mike Schmidt	15 (1973 - 84 + 1986 - 88)
SS	Larry Bowa	12 (1970 - 81)
LF	Sherry Magee	9 (1905 - 13)
	Greg Luzinski	9 (1972 - 80)
CF	Richie Ashburn	12 (1948 - 59)
RF	Chuck Klein	9 (1928 - 30 + 1932 - 33 + 1936 - 38 + 1940)

YEAR BY YEAR FINISH

Year	Manager	Finish	Won	Lost	T	Pct.	Attendance
8 – TEAM LEAGUE							
1883	Bob Ferguson & Bill Purcell	8	17	81	1	.178	—
1884	Harry Wright	6	39	73	1	.350	—
1885	Harry Wright	3	56	54	1	.509	—
1886	Harry Wright	4	71	43	5	.618	—
1887	Harry Wright	2	75	48	5	.605	—
1888	Harry Wright	3	69	61	1	.531	—
1889	Harry Wright	4	63	64	3	.496	—
1890	Harry Wright, Jack Clements, Al Reach, Bob Allen	3	78	54	1	.590	—
1891	Harry Wright	4	68	69	1	.496	—
12 – TEAM LEAGUE							
1892	Harry Wright	4	87	66	1	.568	—
1893	Harry Wright	4	72	57	4	.556	—
1894	Arthur Irwin	4	71	57	1	.554	—
1895	Arthur Irwin	3	78	53	2	.594	—
1896	Billy Nash	8	62	68	0	.477	—
1897	George Stallings	10	55	77	2	.418	—
1898	George Stallings & Bill Shettsline	6	78	71	1	.523	—
1899	Bill Shettsline	3	94	58	2	.617	—
8 – TEAM LEAGUE							
1900	Bill Shettsline	3	75	63	3	.543	—
1901	Bill Shettsline	2	83	57	0	.593	234,937
1902	Bill Shettsline	7	58	81	1	.409	112,006
1903	Chief Zimmer	7	49	86	4	.367	151,729
1904	Hugh Duffy	8	52	100	3	.345	140,771
1905	Hugh Duffy	4	83	69	3	.545	317,932
1906	Hugh Duffy	4	71	82	1	.464	294,680
1907	Bill Murray	3	83	64	2	.564	341,216
1908	Bill Murray	4	83	71	1	.539	420,660
1909	Bill Murray	5	74	79	1	.484	303,177
1910	Charlie Dooin	4	78	75	4	.510	296,597
1911	Charlie Dooin	4	79	73	1	.520	416,000
1912	Charlie Dooin	5	73	79	0	.480	250,000
1913	Charlie Dooin	2	88	63	8	.579	470,000
1914	Charlie Dooin	6	74	80	0	.481	138,474
1915	Pat Moran	1	90	62	1	.592	449,898
1916	Pat Moran	2	91	62	1	.594	515,365
1917	Pat Moran	2	87	65	2	.571	354,428
1918	Pat Moran	6	55	68	2	.448	122,266
1919	Jack Coombs & Gavvy Cravath	8	47	90	1	.344	240,424
1920	Gavvy Cravath	8	62	91	0	.405	330,998
1921	Bill Donovan & Kaiser Wilhelm	8	51	103	0	.331	273,961
1922	Kaiser Wilhelm	7	57	96	1	.373	232,471
1923	Art Fletcher	8	50	104	1	.326	228,163
1924	Art Fletcher	7	55	96	1	.365	299,818
1925	Art Fletcher	6*	68	85	0	.444	304,905
1926	Art Fletcher	8	58	93	1	.385	240,600
1927	Stuffy McInnis	8	51	103	1	.332	305,420
1928	Burt Shotton	8	43	109	0	.283	182,168
1929	Burt Shotton	5	71	82	1	.464	281,200
1930	Burt Shotton	8	52	102	2	.340	299,007
1931	Burt Shotton	6	66	88	1	.429	284,849
1932	Burt Shotton	4	78	76	0	.506	268,914
1933	Burt Shotton	7	60	92	0	.395	156,421
1934	Jimmy Wilson	7	56	93	0	.376	169,885
1935	Jimmy Wilson	7	64	89	3	.420	205,470
1936	Jimmy Wilson	8	54	100	0	.351	249,219
1937	Jimmy Wilson	7	61	92	2	.400	212,790
1938	Jimmy Wilson & Hans Lobert	8	45	105	1	.301	161,111
1939	Doc Prothro	8	45	106	1	.299	277,973
1940	Doc Prothro	8	50	103	0	.327	207,177
1941	Doc Prothro	8	43	111	1	.281	231,401
1942	Hans Lobert	8	42	109	0	.278	230,183
1943	Bucky Harris & Fred Fitzsimmons	7	64	90	3	.417	468,975
1944	Fred Fitzsimmons	8	61	92	1	.399	369,586
1945	Fred Fitzsimmons & Ben Chapman	8	46	108	0	.299	285,057
1946	Ben Chapman	5	69	85	1	.448	1,045,247
1947	Ben Chapman	7*	62	92	1	.403	907,332
1948	Ben Chapman, Dusty Cooke & Eddie Sawyer	6	66	88	1	.429	767,429
1949	Eddie Sawyer	3	81	73	0	.526	819,698
1950	Eddie Sawyer	1	91	63	3	.589	1,217,035

YEAR BY YEAR FINISH

Year	Manager	Finish	Won	Lost	T	Pct.	Attendance
1951	Eddie Sawyer	5	73	81	0	.474	937,658
1952	Eddie Sawyer & Steve O'Neill	4	87	67	0	.565	755,417
1953	Steve O'Neill	3*	83	71	2	.538	853,644
1954	Steve O'Neill & Terry Moore	4	75	79	0	.487	736,991
1955	Mayo Smith	4	77	77	0	.500	922,886
1956	Mayo Smith	5	71	83	0	.461	934,798
1957	Mayo Smith	5	77	77	2	.500	1,146,230
1958	Mayo Smith & Eddie Sawyer	8	69	85	0	.448	931,110
1959	Eddie Sawyer	8	64	90	1	.416	802,815
1960	Eddie Sawyer, Andy Cohen & Gene Mauch	8	59	95	0	.383	862,205
1961	Gene Mauch	8	47	107	1	.306	590,205

10 - TEAM LEAGUE

1962	Gene Mauch	7	81	80	0	.503	762,034
1963	Gene Mauch	4	87	75	0	.537	907,141
1964	Gene Mauch	2*	92	70	0	.568	1,425,891
1965	Gene Mauch	6	85	76	1	.528	1,166,376
1966	Gene Mauch	4	87	75	0	.537	1,108,201
1967	Gene Mauch	5	82	80	0	.506	828,888
1968	Gene Mauch, George Myatt & Bob Skinner	7*	76	86	0	.469	864,645

TWO 6 - TEAM DIVISIONS

1969	Bob Skinner & George Myatt	5	63	99	0	.389	519,414
1970	Frank Lucchesi	3	73	86	0	.453	708,247
1971	Frank Lucchesi	6	67	95	0	.414	1,511,233
1972	Frank Lucchesi & Paul Owens	6	59	97	0	.378	1,343,329
1973	Danny Ozark	6	71	91	0	.438	1,475,934
1974	Danny Ozark	3	80	82	0	.494	1,808,648
1975	Danny Ozark	2	86	76	0	.531	1,909,233
1976	Danny Ozark	1**	101	61	0	.623	2,480,150
1977	Danny Ozark	1**	101	61	0	.623	2,700,070
1978	Danny Ozark	1**	90	72	0	.556	2,583,389
1979	Danny Ozark & Dallas Green	4	84	78	1	.519	2,775,011

1980	Dallas Green	1**	91	71	0	.562	2,651,650
1981	Dallas Green	3#	59	48	0	.551	1,638,932
1982	Pat Corrales	2	89	73	0	.549	2,376,394
1983	Pat Corrales & Paul Owens	1**	90	72	1	.556	2,128,339
1984	Paul Owens	4	81	81	0	.500	2,062,696
1985	John Felske	5	75	87	0	.463	1,830,350
1986	John Felske	2	86	75	0	.534	1,933,355
1987	John Felske & Lee Elia	4	80	82	0	.494	2,100,110
1988	Lee Elia & John Vukovich	6	65	96	1	.404	1,990,041
1989	Nick Leyva	6	67	95	1	.411	1,861,985

1990	Nick Leyva	4*	77	85	0	.475	1,992,484
1991	Nick Leyva & Jim Fregosi	3	78	84	0	.481	2,050,012
1992	Jim Fregosi	6	70	92	0	.432	1,927,448

TWO 7 - TEAM DIVISIONS

1993	Jim Fregosi	1**	97	65	0	.599	3,137,674
------	-------------	-----	----	----	---	------	-----------

THREE DIVISIONS (ONE 4-TEAM; TWO 5-TEAM)

1994	Jim Fregosi	4	54	61	0	.470	2,290,971 85,209,257
------	-------------	---	----	----	---	------	-------------------------

* Tied ** NL Eastern Division Champions

Won 1st half (34-24, 1 1/2 ahead); third in 2nd half

YEARLY WON/LOST

YEAR	HOME	ROAD	DAY	NIGHT	X-INN	SHO	1-RUN	LHP	RHP	DH
1910	40-36-2	38-39-2	78-75-4	-	-	-	-	-	-	-
1911	42-34	37-39-1	79-73-1	-	8-8	20-11	23-22	-	-	5-8
1912	34-41	39-38	73-79	-	5-7	10-13	21-20	-	-	4-8-10
1913	43-33-2	45-30-6	88-63-8	-	10-9-6	18-6-2	34-18	-	-	7-7-9
1914	48-30	26-50	74-80	-	11-5	13-10	22-25	-	-	7-6-12
1915	49-27	41-35-1	90-62-1	-	10-6	21-15	22-23	-	-	8-5-8
1916	50-29	41-33-1	91-62-1	-	9-4	24-12-1	29-14	-	-	9-6-11
1917	46-29-1	41-36-1	87-65-2	-	7-7-1	21-11-1	29-19	-	-	10-5-15
1918	27-29-1	28-39-1	55-68-2	-	6-8-2	10-16	24-21	-	-	4-10-10
1919	26-44-1	21-46	47-90-1	-	8-7-1	6-12	14-20	-	-	2-13-10
1920	32-45	30-46	62-91	-	8-14	8-13	22-24	-	-	5-2-10
1921	29-47	22-56	51-103	-	3-10	5-11	25-21	-	-	2-10-10
1922	35-41-1	22-55	57-96-1	-	7-9-1	6-13	14-23	-	-	5-8-12
1923	20-55	30-49-1	50-104-1	-	3-10-1	3-9	14-28	-	-	3-7-9
1924	26-49-1	29-47	55-96-1	-	7-17-1	7-4	19-35	-	-	4-14-10
1925	38-39	30-46	68-85	-	5-8	8-4	16-19	15-30	53-55	5-8-12

YEARLY WON/LOST

YEAR	HOME	ROAD	DAY	NIGHT	X-INN	SHO	1-RUN	LHP	RHP	DH
1926	33-42	25-51	58-93	-	3-5	5-6	17-22	18-25	40-68	4-8-8
1927	34-43	17-60	51-103	-	2-10	5-12	17-28	9-27	42-76	3-13-12
1928	26-49	17-60	43-109	-	3-11	4-6	16-35	12-31	31-78	4-13-10
1929	39-37	32-45	71-82	-	4-8	4-2	20-18	26-24	45-58	8-8-12
1930	36-43	16-59	52-102	-	3-7	3-3	18-28	25-24	27-28	2-15-10
1931	40-36	26-52	66-88	-	2-5	4-6	22-18	22-29	44-59	6-13-17
1932	45-32	33-44	78-76	-	11-7	4-10	20-25	22-15	56-61	6-8-9
1933	32-40	28-52	60-92	-	6-7	10-9	26-20	11-19	49-73	4-12-19
1934	35-36	21-57	56-93	-	9-4	8-11	22-23	7-24	49-69	3-14-12
1935	35-43	29-46	64-88	0-1	6-5	8-14	23-20	18-29	46-60	7-10-17
1936	30-48	24-52	54-99	0-1	5-9	7-9	12-34	14-32	40-68	4-7-15
1937	29-45	32-47	60-92	1-0	3-10	6-11	15-23	18-30	43-62	4-8-15
1938	26-48	19-57	45-103	0-2	6-8	3-17	22-30	12-25	33-80	3-14-15
1939	29-44	16-62	43-99	2-7	2-8	3-18	25-25	10-13	35-93	3-17-10
1940	24-55	26-48	47-94	3-9	4-10	5-19	12-27	11-15	39-88	3-15-14
1941	23-52	20-59	40-102	3-9	7-9	4-22	16-28	6-12	37-99	2-16-12
1942	23-51	19-58	35-93	7-16	9-10	2-16	23-29	5-17	37-92	2-17-15
1943	33-43	31-47	54-80	10-10	6-7	10-15	25-29	8-14	56-76	11-14-18
1944	29-49	32-43	49-62	12-30	6-16	11-13	25-35	10-13	51-79	3-13-25
1945	22-55	24-53	38-88	8-20	3-5	4-20	20-33	5-11	41-97	4-17-23
1946	41-36	28-49	50-67	19-18	5-7	11-14	25-25	11-15	58-70	6-10-18
1947	38-38	24-54	50-61	12-31	6-6	8-12	19-29	13-23	49-69	7-8-12
1948	32-44	34-44	49-56	17-32	2-8	6-13	20-24	17-22	49-66	8-9-10
1949	40-37	41-36	55-49	26-24	9-8	12-8	28-25	28-26	53-46	6-7-11
1950	48-29	43-34	53-44	36-19	7-4-2	13-11	29-16	22-15	69-48	6-6-15
1951	38-39	35-42	39-50	34-31	7-10	19-13	24-29	16-20	57-61	6-4-10
1952	47-29	40-38	40-37	47-30	8-9	17-11	24-26	21-15	66-52	11-5-15
1953	48-29	35-42	40-36	43-35	5-4	12-13	27-20	30-30	53-41	7-6-13
1954	39-39	36-40	39-39	36-40	9-7	14-16	19-28	31-29	43-50	9-8-8
1955	46-31	31-46	36-40	41-37	7-6	11-5	18-26	29-15	48-62	8-9-12
1956	40-37	31-46	34-44	37-39	6-10	4-5	17-25	10-10	61-73	5-6-18
1957	38-39	39-38	43-37	34-40	8-7	9-9	23-20	18-12	59-56	6-6-11
1958	35-42	34-43	34-43	35-42	10-10	6-10	27-29	15-29	54-56	5-10-6
1959	37-40	27-50	32-42	32-48	1-6	8-16	23-32	16-32	48-58	5-5-13
1960	31-46	28-49	24-40	35-55	12-9	6-20	23-28	18-29	41-66	3-8-6
1961	22-55	25-52	24-40	23-67	6-11	9-12	19-35	17-37	30-70	1-7-10
1962	46-34	35-46	32-40	49-40	6-4	7-8	26-14	31-27	50-53	7-9-10
1963	45-36	42-39	40-36	47-39	14-8	12-14	29-31	23-31	64-44	7-1-12
1964	46-35	46-35	30-31	62-39	6-7	17-11	28-18	30-30	62-40	6-2-5
1965	45-35	40-41	33-27	52-49	11-9	17-10	28-26	29-26	47-60	4-5-8
1966	48-33	39-42	28-26	59-49	11-8	15-11	30-28	32-30	55-45	4-5-3
1967	45-35	37-45	30-29	52-51	12-5	17-13	26-32	31-24	51-56	7-2-6
1968	38-43	38-43	25-25	51-61	9-2	12-14	37-29	29-26	47-60	4-5-8
1969	30-51	33-48	20-34	42-65	3-8	14-22	20-26	14-16	49-83	2-7-8
1970	40-40	33-48	27-29	45-59	14-9	8-15	29-25	18-26	55-62	6-3-5
1971	34-47	33-48	24-26	43-69	8-12	10-17	26-30	19-26	48-69	1-2-11
1972	28-51	31-46	19-29	40-68	5-9	13-13	20-29	13-31	46-66	1-5-10
1973	38-43	33-48	21-31	50-60	3-11	11-15	24-29	18-29	53-62	3-3-4
1974	46-35	34-47	24-26	56-56	3-8	4-16	29-25	20-29	60-53	6-2-4
1975	51-30	35-46	24-27	62-49	11-7	11-6	24-27	13-16	73-60	5-1-5
1976	53-28	48-33	36-23	65-38	7-7	9-10	26-24	31-17	70-44	4-2-5
1977	60-21	41-40	30-22	71-39	9-7	4-10	22-23	22-16	79-45	3-2-2
1978	54-28	36-44	30-24	60-48	7-5	9-11	25-22	29-15	61-57	5-4-7
1979	43-28	41-40	28-28	56-50	11-3	14-12	31-22	20-15	64-63	1-3-8
1980	49-32	42-39	25-25	66-46	13-9	8-12	32-28	21-17	70-54	2-4-2
1981	36-19	23-29	17-13	42-35	4-7	5-4	15-18	13-8	46-40	0-1-3
1982	51-30	38-43	27-23	62-50	9-7	13-15	30-21	18-11	71-62	3-1-2
1983	50-31	40-41	29-19	61-53	10-5	10-12	23-23	17-18	73-54	3-0-8
1984	39-42	42-39	26-25	55-56	4-10	6-10	25-29	20-28	61-63	2-2-2
1985	41-40	34-47	26-26	49-61	8-8	9-13	23-35	23-27	52-60	0-2-2
1986	49-31	37-44	27-28	59-47	13-8	11-7	34-25	27-21	59-54	0-0-2
1987	43-48	37-44	25-23	55-59	10-6	7-5	27-21	25-23	55-59	2-0-0
1988	38-42	27-54	21-21	44-75	5-9	6-16	20-26	20-29	45-67	1-0-3
1989	38-42	29-53	14-27	53-68	5-4	10-16	20-23	19-36	48-59	0-2-6
1990	41-40	36-45	21-20	56-65	8-8	7-11	28-26	28-25	49-60	2-2-1
1991	47-36	31-48	20-26	58-58	16-9	11-12	36-27	30-32	48-52	0-0-0
1992	41-40	29-52	17-30	53-62	5-7	7-9	21-31	29-38	41-54	2-2-2
1993	52-29	45-36	26-20	71-45	11-7	11-2	23-20	20-13	66-47	0-0-1
1994	34-26	20-35	15-21	39-40	2-6	6-7	12-26	15-16	39-45	0-0-2

TRADES

MOST RECENT TRADE WITH EACH TEAM

(player for player deals only)

NATIONAL LEAGUE

Atlanta – May 28, 1992 – Donnie Elliott for Ben Rivera

Chicago – April 12, 1994 – Kevin Foster for Shawn Boskie

Cincinnati – December 11, 1985 – John Denny and Jeff Gray for Gary Redus and Tom Hume

Florida – November 17, 1992 – Joel Adamson and Matt Whisenant for Danny Jackson

Houston – July 31, 1994 – Milt Thompson for Tom Edens

Los Angeles – July 2, 1992 – Steve Searcy and a player to be named later (Julio Peguero) for Stan Javier

Montreal – December 9, 1991 – Darrin Fletcher and cash for Barry Jones

New York – August 31, 1990 – Tom Herr for Rocky Elli and Nikco Riesgo

Pittsburgh – August 30, 1990 – Carmelo Martinez for Wes Chamberlain, Julio Peguero and a player to be named later (Tony Longmire)

St. Louis – December 16, 1988 – Milt Thompson for Steve Lake and Curt Ford

San Diego – July 3, 1993 – Tim Lincecum for Roger Mason

San Francisco – June 18, 1989 – Steve Bedrosian and a player to be named later (Rick Parker) for Dennis Cook, Terry Mulholland and Charlie Hayes

AMERICAN LEAGUE

Baltimore – August 11, 1992 – Steve Scarsoné for Juan Bell

Boston – May 31, 1994 – Wes Chamberlain and Mike Sullivan for Billy Hatcher and Paul Quantrill

California – December 8, 1991 – Von Hayes for Kyle Abbott and Ruben Amaro, Jr.

Chicago – September 1, 1993 – A player to be named later (Doug Lindsey) for Dorin Pall

Cleveland – November 2, 1993 – Ruben Amaro, Jr for Heathcliff Slocumb

Detroit – March 24, 1984 – Willie Hernandez and Dave Bergman for Glenn Wilson and John Wockenfuss

Kansas City – March 31, 1990 – Steve Jeltz for Jose DeJesus

Milwaukee – December 11, 1991 – Bruce Ruffin for Dale Sveum

Minnesota – December 5, 1992 – Mike Hartley for David West

New York – February 9, 1994 – Terry Mulholland and Jeff Patterson for Bobby Munoz, Kevin Jordan and Ryan Karp

Oakland – May 2, 1973 – Deron Johnson for Jack Bastable

Seattle – July 21, 1994 – Shawn Boskie for Fred McNair

Texas – September 13, 1985 – Rich Surhoff for Dave Stewart

Toronto – December 5, 1994 – A player to be named later for Rob Butler

FREE AGENCY


Free agency came about in 1976 when 24 players refused to sign contracts and opted for, at season's end, the right to participate in a re-entry draft.

That draft took place in New York on November 4. Clubs were permitted to select players with whom they could negotiate. There was no compensation for clubs who lost players in this draft.

In later years, the draft was abolished and compensation was required.

Other than signing their own players who had opted for free agency and free agent players signed after being released, the Phillies involvement in the free agent market has been:

1976:	Signed Richie Hebner from Pirates Lost Dave Cash to Montreal
1978:	Signed Pete Rose from Cincinnati
1984:	Lost Sixto Lezcano to Pittsburgh
1987:	Signed Lance Parrish from Detroit Signed David Palmer from Atlanta
1989:	Signed Carmelo Martinez from San Diego
1990:	Signed Wally Backman from Pittsburgh
1992:	Signed Mariano Duncan from Cincinnati
1993:	Signed Pete Incaviglia from Houston Signed Milt Thompson from St. Louis Signed Jim Eisenreich from Kansas City
1994:	Lost Danny Jackson to St. Louis Signed Gregg Jefferies from St. Louis



MIKE SCHMIDT
1995 HALL OF FAME INDUCTEE

AWARDS

<i>All-Star Game Selections</i>	53
<i>Award Winners</i>	54
<i>Gold Gloves</i>	54
<i>Hall Of Fame</i>	56
<i>NL Monthly</i>	55
<i>NL Weekly</i>	55
<i>Paul Owens</i>	55
<i>Silver Sluggers</i>	54
<i>Triple Crown</i>	55

ALL STAR GAME SELECTIONS

1933	Dick Bartell, ss*	1955	Del Ennis, of*	1978	Bob Boone, c
	Chuck Klein, of*		Stan Lopata, c		Larry Bowa, ss*
1935	Jimmy Wilson, c*		Robin Roberts, rhp*		Greg Luzinski, of*
1936	Pinky Whitney, 3b*	1956	Stan Lopata, c	1979	Bob Boone, of
1937	Bucky Walters, rhp		Robin Roberts, rhp*		Larry Bowa, ss*
1938	Herschel Martin, of	1957	Jack Sanford, rhp		Steve Carlton, lhp*
1939	Morrie Arnovich, of		Curt Simmons, lhp*		Pete Rose, 1b
1940	Kirby Higbe, rhp	1958	Richie Ashburn, of		Mike Schmidt, 3b*
	Pinky May, 3b		Dick Farrell, rhp	1980	Steve Carlton, lhp
	Hugh Mulcahy, rhp	1959	Gene Conley, rhp		Pete Rose, 1b
1941	Cy Blanton, rhp	1960	Tony Taylor, 2b		Mike Schmidt, 3b*##
1942	Danny Litwhiler, of	1961	Art Mahaffey, rhp	1981	Steve Carlton, lhp*
1943	Babe Dahlgren, 1b	1962	Johnny Callison, of		Pete Rose, 1b*
1944	Ken Raffensberger, lhp		Art Mahaffey, rhp		Dick Ruthven, rhp
1946	Del Ennis, of	1963	Ray Culp, rhp		Mike Schmidt, 3b*
	Frank McCormick, 1b	1964	Jim Bunning, rhp		Manny Trillo, 2b
	Emil Verban, 2b		Johnny Callison, of	1982	Steve Carlton, lhp
1947	Schoolboy Rowe, rhp		Chris Short, lhp		Pete Rose, 1b*
	Emil Verban, 2b*	1965	Richie Allen, 3b*		Mike Schmidt, 3b*
	Harry Walker, of*		Johnny Callison, of		Manny Trillo, 2b*
1948	Richie Ashburn, of*		Cookie Rojas, 2b	1983	Mike Schmidt, 3b*
1949	Andy Seminick, c*	1966	Richie Allen, 3b	1984	Al Holland, lhp
	Eddie Waitkus, 1b		Jim Bunning, rhp		Juan Samuel, 2b
1950	Willie Jones, 3b*	1967	Richie Allen, 3b*		Mike Schmidt, 3b*
	Jim Konstanty, rhp		Chris Short, lhp	1985	Ozzie Virgil, c
	Robin Roberts, rhp*	1968	Woody Fryman, lhp		Glenn Wilson, of
	Dick Sisler, of	1969	Grant Jackson, lhp	1986	Shane Rawley, lhp
1951	Richie Ashburn, of*	1970	Joe Hoerner, lhp		Mike Schmidt, 3b*
	Del Ennis, of*	1971	Rick Wise, rhp	1987	Steve Bedrosian, rhp
	Willie Jones, 3b	1972	Steve Carlton, lhp		Juan Samuel, 2b
	Robin Roberts, rhp*	1973	Wayne Twitchell, rhp		Mike Schmidt, 3b*
1952	Granny Hamner, ss*	1974	Larry Bowa, ss*	1988	Kevin Gross, rhp
	Robin Roberts, rhp		Steve Carlton, lhp		Lance Parrish, c
	Curt Simmons, lhp*		Dave Cash, 2b	1989	Von Hayes, of
1953	Richie Ashburn, of		Mike Schmidt, 3b		Mike Schmidt, 3b###
	Granny Hamner, ss	1975	Larry Bowa, ss	1990	Lenny Dykstra, of*
	Robin Roberts, rhp*		Dave Cash, 2b	1991	John Kruk, 1b
	Curt Simmons, lhp		Greg Luzinski, of	1992	Darren Daulton, c
1954	Smoky Burgess, c		Tug McGraw, lhp		John Kruk, 1b
	Granny Hamner, 2b*	1976	Bob Boone, c	1993	Darren Daulton, c*
	Robin Roberts, rhp*		Larry Bowa, ss		Dave Hollins, 3b
			Dave Cash, 2b		John Kruk, 1b*
			Greg Luzinski, of*		Terry Mulholland, lhp*
			Mike Schmidt, 3b	1994	Mariano Duncan, 2b*
		1977	Steve Carlton, lhp		Lenny Dykstra, of*##
			Greg Luzinski, of*		Danny Jackson, lhp
			Mike Schmidt, 3b		Doug Jones, rhp

* Starters

Started because of injury to
Ted Simmons

Couldn't start because of injury.

Elected starter, but did not play because he retired.

SELECTIONS: Mike Schmidt was picked for 12 All-Star Teams, Steve Carlton and Robin Roberts 7 each.

WINNING PITCHER: Ken Raffensberger (1944), Doug Jones (1994)

HOME RUNS: Callison (1964); Allen (1967); Luzinski (1977); Schmidt (1981)

MANAGERS: Sawyer (1951); Mauch (1965); Green (1981); Owens (1984); Fregosi (1994)

ALL-STAR GAMES IN PHILADELPHIA

July 13, 1943, Shibe Park	AL	5	8	0
	NL	3	10	0

Bobby Doerr's 3-run homer in the second inning propelled the AL Stars to their third straight victory before 31,938. Vince DiMaggio led the NL with a single, triple and home run. **Winner:** Emil Leonard; **Loser:** Mort Cooper. It was the first ASG played entirely under the lights. Game was shortwaved to American fighting men throughout the world.

July 8, 1952, Connie Mack Stadium	NL	3	3	0
	AL	2	5	0

Only game in ASG history not to go nine innings as rain halted play after five innings. Jackie Robinson hit a solo homer in the first and Hank Sauer hit a two-run homer onto the LF roof in the fourth for all the NL runs. Two Philadelphia pitchers started the game, Curt Simmons (Phillies) and Bobby Shantz (A's). Shantz fanned Whitey Lockman, Robinson and Stan Musial in the fifth to the delight of 32,785 fans. **Winner:** Bob Rush; **Loser:** Bob Lemon. Game was broadcast on Mutual Radio System and on NBC TV.

July 13, 1976, Veterans Stadium	NL	7	10	0
	AL	1	5	0

ASG MVP George Foster hit a 3-run homer to lead NL to fifth win in a row. Third largest crowd (63,974) in ASG history included President Gerald Ford. Five Cincinnati Reds were in the starting lineup. For first time in Phillies history, they had five players in the game: Greg Luzinski (starter in LF), Dave Cash (2b), Larry Bowa (ss), Bob Boone (c) and Mike Schmidt (3b). **Winner:** Randy Jones; **Loser:** Mark Fidrych. As estimated 60 million fans watched the game on ABC TV.

AWARD WINNERS

- MOST VALUABLE PLAYER, NL (BBWAA):** Chuck Klein (1932); Jim Konstanty (1950); Mike Schmidt (1980, 1981, 1986).
- CY YOUNG AWARD, NL (BBWAA):** Steve Carlton (1972, 1977, 1980, 1982); John Denny (1983); Steve Bedrosian (1987).
- ROOKIE OF THE YEAR, NL (BBWAA):** Jack Sanford, p (1957); Richie Allen, 3b (1964).
- MAJOR LEAGUE EXECUTIVE OF THE YEAR (TSN):** Bob Carpenter, (1949); Lee Thomas (1993).
- MOST VALUABLE PLAYER AWARD (TSN):** Chuck Klein, (1931, 1932).
- MAJOR LEAGUE PLAYER OF THE YEAR (TSN):** Robin Roberts, p (1952).
- NL PLAYER OF THE YEAR (TSN):** Mike Schmidt, 3b (1980, 1986).
- NL PITCHER OF THE YEAR (TSN):** Jim Konstanty (1950); Robin Roberts (1952, 1955); Steve Carlton (1972, 1977, 1980, 1982); John Denny (1983); (*Baseball America*) Steve Bedrosian (1987).
- ROOKIE OF THE YEAR (TSN):** Del Ennis, of (1946); Richie Ashburn, of (1948); Ed Bouchee, 1b (1957); Richie Allen, 3b (1964); Lonnie Smith, of (1980); Juan Samuel, 2b (1984).
- ROOKIE PITCHER OF THE YEAR (TSN):** Jack Sanford (1957); Ray Culp (1963).
- MAJOR LEAGUE MANAGER OF THE YEAR (TSN):** Danny Ozark (1976).
- ROBERTO CLEMENTE AWARD (Major League Baseball):** Presented annually to the player "Who best typifies the game, both on and off the field." - Greg Luzinski (1978); Garry Maddox (1986).
- NATIONAL LEAGUE MANAGER OF THE YEAR (Associated Press):** Eddie Sawyer (1950); Gene Mauch (1962 & 1964); Danny Ozark (1976); Jim Fregosi (1993).
- MOST VALUABLE PLAYER, LEAGUE CHAMPIONSHIP SERIES (National League):** Manny Trillo (1980); Gary Matthews (1983); Curt Schilling (1993).
- MOST VALUABLE PLAYER, WORLD SERIES (Major League Baseball and SPORT Magazine):** Mike Schmidt (1980).
- MOST VALUABLE PLAYER, ALL-STAR GAME:** Johnny Callison (1964).
- ROLAIDS RELIEF MAN (MLB):** Al Holland (1983); Steve Bedrosian (1987).
- FIREMAN OF THE YEAR, NL (TSN):** Al Holland (1983); Steve Bedrosian (1987).
- COMEBACK PLAYER OF THE YEAR, NL (TSN):** John Denny (1983).
- COMEBACK PLAYER OF THE YEAR, NL (UPI):** John Denny (1983).
- MALE ATHLETE OF THE YEAR (AP):** Jim Konstanty (1950).

GOLD GLOVE WINNERS (RAWLINGS)

1963	—	Bobby Wine, ss	1979	—	Garry Maddox, of
1964	—	Bobby Shantz, p			Mike Schmidt, 3b
		Ruben Amaro, ss.			Bob Boone, c
1966	—	Bill White, 1b			Manny Trillo, 2b
1972	—	Larry Bowa, ss	1980	—	Garry Maddox, of
1975	—	Garry Maddox, of			Mike Schmidt, 3b
1976	—	Garry Maddox, of	1981	—	Garry Maddox, of
		Mike Schmidt, 3b			Mike Schmidt, 3b
		Jim Kaat, p			Manny Trillo, 2b
1977	—	Garry Maddox, of			Steve Carlton, p
		Mike Schmidt, 3b	1982	—	Garry Maddox, of
		Jim Kaat, p			Mike Schmidt, 3b
1978	—	Garry Maddox, of			Manny Trillo, 2b
		Mike Schmidt, 3b	1983	—	Mike Schmidt, 3b
		Larry Bowa, ss	1984	—	Mike Schmidt, 3b
		Bob Boone, c	1986	—	Mike Schmidt, 3b

SILVER SLUGGER WINNERS

1980	Manny Trillo, 2b	1983	Mike Schmidt, 3b
	Mike Schmidt, 3b	1984	Mike Schmidt, 3b
1981	Pete Rose, 1b	1986	Mike Schmidt, 3b
	Manny Trillo, 2b	1987	Juan Samuel, 2b
	Mike Schmidt, 3b	1992	Darren Daulton, c
1982	Mike Schmidt, 3b	1993	Lenny Dykstra, cf

AWARD WINNERS

NL PLAYER OF THE WEEK

YEAR	PLAYER	YEAR	PLAYER	YEAR	PLAYER
1973	Wayne Twitchell	1980	Steve Carlton	1990	Lenny Dykstra
1974	Dave Cash		Pete Rose		Terry Mulholland
	Larry Bowa		Bake McBride	1991	Tommy Greene
1976	Mike Schmidt		Mike Schmidt		Wes Chamberlain
	Dave Cash	1982	Gary Matthews		Mitch Williams
	Jay Johnstone	1983	Joe Morgan		John Kruk
1977	Greg Luzinski (twice)	1984	Mike Schmidt	1992	Dave Hollins
	Steve Carlton		Von Hayes		John Kruk
1978	Larry Christenson	1985	Juan Samuel		Tommy Greene
	Gary Maddox	1986	Von Hayes	1993	John Kruk
1979	Steve Carlton		(3 times)		Tommy Greene
	Bob Boone		Mike Schmidt	1994	Danny Jackson
	Pete Rose (twice)		Kent Tekulve		Lenny Dykstra
		1987	Mike Schmidt		
			Steve Bedrosian		
			Von Hayes		

NL PLAYER/PITCHER OF THE MONTH

PLAYER OF THE MONTH			PITCHER OF THE MONTH		
June, 1973	—	Greg Luzinski	June, 1984	—	Jim Bunning
April, 1976	—	Mike Schmidt	Sept., 1977	—	Larry Christenson
July, 1977	—	Greg Luzinski	May, 1980	—	Steve Carlton
July, 1979	—	Mike Schmidt	Sept., 1980	—	Marty Bystrom
Sept., 1979	—	Pete Rose	May, 1982	—	Dick Ruthven
May, 1980	—	Mike Schmidt	Sept., 1983	—	John Denny
August, 1981	—	Mike Schmidt	August, 1985	—	Shane Rawley
Sept., 1981	—	Gary Matthews	May, 1987	—	Steve Bedrosian
July, 1982	—	Mike Schmidt	August, 1991	—	Mitch Williams
April, 1989	—	Von Hayes	May, 1993	—	Tommy Greene
May, 1994	—	Lenny Dykstra	June, 1994	—	Bobby Munoz

TRIPLE CROWN WINNERS (NL)

YEAR	PLAYER	CLUB	AVG.	HR	RBI
1912	Heinie Zimmerman	Cubs	.372	14	103
1922	Rogers Hornsby	Cardinals	.401	42	152
1925	Rogers Hornsby	Cardinals	.403	39	143
1933	Chuck Klein	PHILLIES	.368	28	120
1937	Joe Medwick	Cardinals	.374	31	154

PAUL OWENS AWARD

Beginning in 1986 the Phillies have honored the top player and pitcher in their minor league system. The Award is named in honor of Paul Owens, who has spent 39 years in the Phillies organization as a scout, farm director, general manager, manager and currently serves as the Assistant to the President.

YEAR	PLAYER	PITCHER
1986	Ron Jones	Marvin Freeman
1987	Ricky Jordan	Todd Frohwirth
1988	Jim Vatcher	Andy Carter
1989	Mickey Morandini	Jason Grimsley
1990	Jeff Grotewold	Andy Ashby
1991	Kim Batiste	Toby Borland
1992	Mike Lieberthal	Paul Fletcher
1993	Phil Geisler	Ricky Bottalico
1994	Gene Schall	Ron Blazier

HALL OF FAMERS

PLAYERS	YEARS WITH PHILLIES	IN HOF
Dave Bancroft	1915-20	1971
Dan Brouthers	1896	1945
Roger Connor	1892	1976
Ed Delahanty	1888-89; 1891-1901	1945
Hugh Duffy *	1904-06	1945
Johnny Evers	1917	1946
Elmer Flick	1898-1902	1963
Jimmie Foxx	1945	1951
Billy Hamilton	1890-95	1961
Hughie Jennings	1901-02	1945
Chuck Klein	1928-33; 1936-44	1980
Nap Lajoie	1896-1900	1937
Tommy McCarthy	1886-87	1946
Joe Morgan	1983	1990
Mike Schmidt	1972-89	1995
Casey Stengel	1920-21	1966
Sam Thompson	1889-98	1974
Lloyd Waner	1942	1967
Hack Wilson	1934	1979
* Player-Manager		
PITCHERS		
Grover Alexander	1911-17; 1930	1938
Chief Bender	1916-17	1953
Steve Carlton	1972-86	1994
Ferguson Jenkins	1965-66	1991
Tim Keefe	1891-93	1964
Kid Nichols	1905-06	1949
Eppa Rixey	1912-17; 1919-20	1963
Robin Roberts	1948-61	1976
MANAGERS		
Bucky Harris	1943	1974
Harry Wright	1884-93	1953

The media from Philadelphia are also represented in the Baseball Hall of Fame in Cooperstown, NY. Writers Allen Lewis (former Philadelphia Inquirer baseball writer), the late Ray Kelly (Philadelphia Bulletin) and, in 1993, the late Bus Saidt (Trenton Times) have won the J. G. Taylor Spink Award. Long-time broadcaster By Saam was the 1990 inductee as the Ford C. Frick Award winner.


PHILADELPHIA HALL OF FAME

Players must have five or more years of service to be eligible. Managers and coaches need four years.

	Athletics	Phillies		Athletics	Phillies
1978	Connie Mack	Robin Roberts	1988	Wally Moses	Paul Owens
1979	Jimmie Foxx	Richie Ashburn	1989	Bob Johnson	Steve Carlton
1980	Lefty Grove	Chuck Klein	1990	Elmer Valo	Mike Schmidt
1981	Al Simmons	Grover Alexander	1991	Chief Bender	Larry Bowa
1982	Mickey Cochrane	Del Ennis	1992	Jack Coombs	Chris Short
1984	Jimmy Dykes	Jim Bunning	1993	Frank Baker	Curt Simmons
1985	Eddie Plank	Ed Delahanty	1994	Bobby Shantz	Dick Allen
1986	Rube Waddell	Cy Williams			
1987	Eddie Collins	Granny Hamner			

In 1983 the Phillies conducted balloting for the Greatest Phillies Team and Greatest Player Ever. **Mike Schmidt** collected 19,767 votes to be named Greatest Phillies Player.

The Centennial Team which was selected is: Bob Boone (c), Pete Rose (1b), Manny Trillo (2b), Mike Schmidt (3b), Larry Bowa (ss), Richie Ashburn, Garry Maddox and Del Ennis (of), Robin Roberts (starting rhp), Steve Carlton (starting lhp), Jim Konstanty (RH reliever), Tug McGraw (LH reliever), and Dallas Green (manager).



**HALL OF FAME PITCHER
STEVE CARLTON**

RECORDS	
<i>Attendance Records</i>	58
<i>Best Season Records</i>	59
<i>Best/Worst Homestands & Roadtrips</i>	60
<i>Best/Worst Monthly</i>	62
<i>Best/Worst vs Clubs</i>	61
<i>Big Innings</i>	63
<i>Career Games by Positions</i>	63
<i>Club/Individual Fielding</i>	70
<i>Individual Batting</i>	64-66
<i>Individual Pitching</i>	71-73
<i>Miscellaneous</i>	75
<i>Pinch Hitting</i>	67
<i>Runs, Hits – Game/Inning</i>	76
<i>Streaks</i>	77
<i>Team Batting</i>	67-69
<i>Team Pinch Hitting</i>	69-70
<i>Team Pitching</i>	73-75

ATTENDANCE RECORDS

	ATTEND.	DATE	OPP.
Largest	63,816	7/03/84	CIN
Smallest (Vet only)	4,149	5/06/74	SD
Single Game—Night	63,816	7/03/84	CIN
—Day	60,985	4/09/93	CHI
Doubleheaders -Day	40,720	5/11/47	BKN
—Tw-Nighter	63,346	8/10/79	PIT
Home Openers—Day	60,985	4/09/93	CHI
—Night	60,404	4/13/81	PIT
Memorial Day	51,381	5/28/79	CHI
Independence Day	63,283	7/04/77	NY
Labor Day	35,272	9/06/54	NY
Monday	63,501	7/05/82	SF
Tuesday	63,816	7/03/84	CIN
Wednesday	57,903	6/23/93	ATL
Thursday	55,884	7/29/93	STL
Friday	63,346	8/10/79	PIT
Saturday	57,961	6/25/94	ATL
Sunday	60,120	5/06/73	ATL
Businessperson's Special	57,903	6/23/93	ATL
Day of Game Sale—Night	27,720	7/05/82	SF
—Day	22,511	8/05/82	MTL
Sellouts	8		1993
Consecutive Crowds, 40,000-plus	20	7/10-8/29	1993
Crowds, 50,000-plus16	1993		

BY TEAM

Atlanta	60,120	5/06/73	D
Chicago	61,177	7/15/77	TWN
Cincinnati	63,816	7/03/84	N
Colorado	58,627	4/11/94	D
Florida	58,508	6/20/93	D
Houston	57,386	6/10/81	N
Los Angeles	60,942	7/05/76	N
Montreal	55,352	4/10/71	D
New York Mets	63,283	7/04/77	N
Pittsburgh	63,346	8/10/79	TWN
St. Louis	60,561	8/10/81	N
San Diego	57,521	7/03/93	N
San Francisco	63,501	7/05/82	N

TOP TEN

(Regular Season Only)			(Overall)		
63,816	7/03/84	CIN-N	67,064	10/16/83	WS #5
63,501	7/05/82	SF-N	66,947	10/15/83	WS #4
63,346	8/10/79	PIT-TWN	65,838	10/21/80	WS #6
63,283	7/04/77	NY-N	65,792	10/14/83	WS #3
61,475	7/03/86	CIN-N	65,791	10/14/80	WS #1
61,177	7/15/77	CHI-TWN	65,775	10/15/80	WS #2
61,985	4/09/93	CHI-D	65,476	10/07/80	LCS #2
60,942	7/05/76	LA-N	65,277	10/07/80	LCS #1
60,561	8/10/81	STL-N	64,924	10/08/77	LCS #4
60,431	4/07/92	CHI-D	63,974	7/13/76	ASG

SEASON

Home Total	3,137,674—1993
Home Average	39,221—80 dates 1993
Road, Total	2,666,219—1993
Road, Average	32,916—81 dates 1993
4 games, 4 dates	185,679—FLA (6/17-18-19-20/93)
4 games, 3 days	157,575—PIT (8/10-11-13/79)
3 games, 3 days	172,556—ATL (9/24-25-26/93)
5 games, 4 days	186,389—MTL (7/6-7-8-9/78)
2 games, 2 days	85,971—SF (7/5-6/82)
6 date homestand	289,883—STL-PIT (7/27-8/1/93)

BEST SEASON RECORDS

All records are from 1950 to present unless otherwise indicated

HOME GAMES (since 1900)

Year	Record	PCT.
1977	60-21	.741
1901	46-23	.667
1978	54-28	.659
1900	45-23-2	.657
1976	53-28	.654
1993	52-29	.642

ROAD GAMES (since 1900)

Year	Record	PCT.
1976	48-33	.593
1913	45-30-6	.592
1905	44-33-1	.571
1964	46-35	.568
1950	43-34-2	.557
1993	45-36	.556

DAY GAMES

Year	Record	PCT.
1976	36-23	.610
1983	29-19	.604
1977	30-22	.577
1993	26-20	.565
1978	30-24	.556
1950	53-44-3	.545

NIGHT GAMES

Year	Record	PCT.
1950	36-19	.655
1977	71-39	.645
1976	65-38	.631
1964	62-39	.614
1993	71-45	.612
1952	47-30	.610

VS LHP

Year	Record	PCT.
1955	29-15	.659
1976	31-17	.646
1993	31-18	.633
1950	22-15-3	.588
1952	21-15	.583
1967	31-24	.564

VS RHP

Year	Record	PCT.
1977	79-45	.637
1976	70-44	.614
1963	64-44	.593
1950	69-48	.590
1993	66-47	.584
1980	70-54	.565

EXTRA INNING GAMES

Year	Record	PCT.
1968	9-2	.818
1979	11-3	.786
1967	12-5	.706
1983	10-5-1	.656
1991	16-9	.640

ONE-RUN GAMES

Year	Record	PCT.
1962	26-14	.650
1950	29-16	.644
1964	28-18	.609
1982	30-21	.588
1979	31-22	.585

SHO GAMES

Year	Record	PCT.
1993	11-2	.846
1965	17-10	.630
1952	17-11	.607
1964	17-11	.607
1951	19-13	.594

DOUBLEHEADERS

Year	Record	PCT.
1967	7-2-6	.667
1974	6-2-4	.667
1964	6-2-5	.654
1963	7-1-12	.650
1962	7-9-10	.462

SEASON STARTS

BEST

Year	W-L
1911	12-3; 13-3; 14-4
1915	8-0
1964	10-2
1976	22-8; 26-9
1979	12-4; 14-5; 21-7
1981	11-5
1993	7-1; 17-5; 23-7; 28-12

WORST

Year	W-L
1928	4-19; 5-23
1930	6-15; 11-22
1934	0-7; 2-8; 4-13; 6-14
1938	1-10; 2-11; 3-13; 4-15
1941	2-9; 3-10
1942	2-7; 3-12; 5-15; 6-17; 8-22
1945	2-7; 3-13
1946	0-6; 2-11
1982	2-8; 3-11
1985	1-8

DID YOU KNOW ?

The Phillies ream record for most errors in a game (since 1911) is eight, occurring twice: August 18, 1941 vs Cincinnati and April 24, 1922 vs New York.

The Phils have made seven errors in a game five times; last occurring on August 17, 1945 vs Brooklyn.

BEST/WORST HOMESTANDS & ROADTRIPS

(minimum 6 games, since 1911)

PCT.	W-L	Dates	Opponents
1.000	8-0	June 30-July 7, 1977	PIT, NY
1.000	7-0	Sept. 24-28, 1929	BKN, BOS
1.000	7-0	May 13-18, 1975	CIN, ATL
1.000	7-0	August 6-12, 1991	CHI, MTL
.889	8-1	May 27-June 4, 1986	SF, SD, LA
.833	10-2	July 29-Aug. 11, 1977	SF, SD, LA, MTL
.833	6-1	Sept. 12-18, 1986	NY, PIT, STL
.833	5-1	May 27-30, 1929	BOS
.833	5-1	July 8-12, 1953	BKN, PIT
.833	5-1	Sept. 10-16, 1965	STL, MIL
.833	5-1	April 12-20, 1983	NY, ATL, CHI
.833	5-1	Sept. 23-27, 1992	CHI, STL
.833	5-1	April 9-14, 1993	CHI, CIN
.833	5-1	May 7-12, 1993	STL, PIT
.833	5-1	July 27-August 1, 1993	STL, PIT
.833	5-1	August 10-15, 1993	MTL, NY
.800	8-2	August 21-30, 1970	HOU, CIN, ATL
.800	8-2	Sept. 12-20, 1983	NY, MTL, STL, CHI
.800	8-2	May 12-22, 1994	PIT, MTL, NY

BEST ROADTRIPS

1.000	7-0	July 11-15, 1968	PIT, NY
1.000	6-0	April 14-21, 1915	BOS, NY
.875	7-1	Sept. 22-28, 1983	MTL, STL, CHI
.875	7-1	July 1-6, 1958	PIT, MIL, CIN
.857	6-1	Aug. 29-Sept. 2, 1929	BOS, BKN, NY
.857	6-1	May 29-June 4, 1967	SF, LA, HOU
.857	6-1	April 12-18, 1911	NY, BOS
.833	5-1	May 26-30, 1954	BKN, PIT
.833	5-1	May 18-22, 1974	PIT, STL
.833	5-1	April 14-21, 1976	MTL, CHI, PIT
.833	5-1	May 28-June 2, 1993	COL, CIN
.818	9-2	June 24-July 2, 1969	NY, MTL, PIT
.818	9-2	May 9-20, 1984	HOU, SD, LA, SF

WORST HOMESTANDS

.000	0-7	Sept. 21-27, 1964	CIN, MIL
.100	1-9-1	July 6-20, 1941	NY, PIT, STL, CHI, CIN
.111	1-8	May 4-13, 1937	CHI, PIT, CIN, STL
.111	1-8	August 20-29, 1979	ATL, HOU, CIN
.125	1-7	June 13-22, 1961	STL, CIN, PIT
.143	1-6	June 18-22, 1929	BOS, NY
.143	1-6	Sept. 23-28, 1939	BKN, BOS, NY
.143	1-6	May 16-26, 1960	STL, CHI, LA, SF
.143	1-6	April 10-16, 1987	CHI, NY
.143	1-6	June 24-July 2, 1921	NY, BKN
.143	1-6	July 1-7, 1991	STL, NY

WORST ROADTRIPS

.000	0-7	April 23-29, 1938	BOS, NY, BKN
.000	0-7	August 2-6, 1961	CIN, STL
.000	0-7	July 19-25, 1968	CIN, STL
.000	0-6	June 27-July 3, 1919	BKN, BOS
.000	0-6	April 17-22, 1934	NY, BKN
.000	0-6	Aug. 10-16, 1942	BKN, NY
.000	0-6	May 19-25, 1975	HOU, CIN
.000	0-6	June 22-27, 1990	NY, PIT
.091	1-10	August 11-20, 1961	PIT, CHI, MIL
.100	1-9	May 22-June 1, 1972	MTL, PIT, NY
.111	1-8	August 16-24, 1988	LA, SF, SD
.111	1-8	May 23-31, 1989	LA, SF, SD
.143	1-6	April 20-27, 1994	SF, SD, LA
.143	1-6	May 5-11, 1994	FLA, ATL
.154	2-11	July 2-12, 1992	LA, SF, SD

BEST/WORST VS CLUBS

VS EACH OPPONENT SINCE 1969

	Best Home	Worst Home	Best Road	Worst Road	Best Overall	Worst Overall
ATL	6-0 1977	1-5 1979	5-1 1976, 86	0-6 1985	10-2 1977	2-10 1985
CHI	8-1 3 times Last: 1983	2-7 1975	8-1 1977	2-7 6 times Last: 1990	14-4 1978	5-13 1985
CIN	5-1 1975	1-5 3 times Last: 1991	5-1 3 times Last: 1989	0-6 3 times Last: 1977	8-4 1989, 93	2-10 1969, 72
COL	4-2 1993	4-2 1993	5-1 1993	5-1 1993	9-3 1993	9-3 1993
FLA	6-1 1993	6-1 1993	4-3 1994	3-3 1994	9-4 1993	9-4 1993
HOU	6-0 1977, 81	2-4 4 times Last: 1992	5-1 1983	0-6 1972	9-3 1980	3-9 1972, 89
LA	6-0 1979	0-6 1988	5-1 5 times Last: 1993	0-6 1983	10-2 1987, 93	1-11 1983, 88
MTL	8-1 1976	1-8 1969	7-2 1976	2-7 1972	15-3 1976	5-13 1973
NY	8-1 1977	1-8 1972	8-1 1980 (6-1, 1993)	1-8 1987	10-3 1993 (13-5, 3 times)	5-13 4 times
PIT	8-1 1974, 75	3-6 5 times Last: 1990	5-4 8 times Last: 1987	1-8 3 times Last: 1992	11-7 6 times Last: 1987	4-14 1970
STL	6-0 1993 (7-2, 4 times)	3-6 6 times Last: 1988	7-2 1983	2-7 4 times Last: 1992	14-4 1983	6-12 3 times Last: 1991
SD	5-1 6 times Last: 1991	2-4 5 times Last: 1992	6-0 1970	0-6 1989	9-3 5 times Last: 1991	2-10 1989
SF	6-0 1986	1-5 1987	5-1 3 times Last: 1984	0-6 1969	10-2 1982	2-10 1987

DID YOU KNOW ?

The Phillies came into the National League in 1883, having moved from Worcester, MA (Brown Stockings). They have been known as the Phillies ever since, the longest running nickname in pro sports. Although the club was known as the Blue Jays in 1944 and 1945, the name was never officially changed from the Phillies.

BEST/WORST MONTHLY RECORDS

BEST				WORST		
YEAR	W-L-T	PCT		YEAR	W-L-T	PCT
APRIL						
1964	9-2	(.818)		1938	1-10	(.091)
1911	11-3	(.786)		1935	2-9-2	(.154)
1915	11-3	(.786)		1904	2-8-1	(.182)
1993	17-5	(.773)		1946	2-9	(.182)
1979	14-5-1	(.750)		1924	2-6-1	(.222)
1916	7-3	(.700)		Most Losses: 14 - 1994		
1900	7-3	(.700)				

MAY						
1976	22-5	(.815)		1928	3-22	(.120)
1913	17-7	(.708)		1904	4-19	(.211)
1982	19-8	(.704)		1923	7-23	(.233)
1917	15-7	(.682)		1961	6-18	(.250)
1980	17-9	(.654)		1945	7-20	(.259)

JUNE						
1983	14-5-1	(.737)		1936	4-19	(.174)
1905	18-8	(.692)		1921	5-21	(.192)
1976	20-9	(.690)		1938	5-20	(.200)
1949	20-11	(.645)		1942	5-19	(.208)
1975	20-11	(.645)		1919	6-21	(.222)
				Most Losses: 24 - 1945		

JULY						
1952	22-10	(.688)		1928	6-22	(.214)
1912	21-10	(.677)		1941	6-20-1	(.223)
1963	21-10	(.677)		1939	7-23	(.233)
1987	18-9	(.667)		1930	8-25	(.242)
1957	20-11	(.645)		1961	8-23	(.258)
Most Wins: 22 - 1950, 1952						

AUGUST						
1977	22-7	(.759)		1936	4-24	(.143)
1950	20-8-1	(.707)		1934	4-21	(.160)
1991	20-9	(.690)		1927	7-25-1	(.212)
1917	21-11	(.656)		1961	7-26	(.212)
1964	19-10	(.655)		1903	4-13-1	(.222)

SEPTEMBER						
1983	22-7	(.759)		1939	6-27	(.182)
1916	22-9-1	(.688)		1924	6-21	(.222)
1962	15-7	(.682)		1942	6-21	(.222)
1915	21-10	(.677)		1927	6-20	(.231)
1977	19-10	(.655)		1938	7-22-1	(.233)

OCTOBER						
1976	3-0	(1.000)		1987	0-3	(.000)
1974	2-0	(1.000)		1978	0-1	(.000)
1989	1-0	(1.000)		1990	1-2	(.333)
1980	4-1	(.800)		1993	1-2	(.333)
1982	2-1	(.667)		Most Losses: 4 - 1985		
1986	2-1	(.667)				

BIG INNINGS

Most Runs Scored Per Inning

INN.	PHILLIES	OPPONENT
1st	10 8/13/48 vs NY	10 7/06/29 vs STL
	10 8/05/75 vs CHI	10 5/22/34 vs PIT
2nd	11 7/14/34 vs CIN (1st gm)	10 6/08/89 vs PIT
	11 9/24/81 at STL	10 8/25/22 at CHI
3rd	11 9/24/81 at STL	12 9/16/26 vs STL (1st gm)
4th	9 7/14/90 at HOU	14 8/25/22 at CHI
5th	10 7/20/38 at PIT (1st gm)	10 7/06/29 vs STL
		10 6/13/37 vs CHI (1st gm)
6th	12 7/21/23 vs CHI (1st gm)	10 8/03/69 vs CIN
	11 7/15/72 at SF	12 8/21/35 vs CHI (2nd gm)
8th	10 9/04/44 vs NY Giants	11 5/05/46 at CHI
	10 6/02/49 vs CIN	12 5/05/38 at CHI
9th	10 8/21/84 at SF	12 5/24/53 vs BKN (none out)
	9 7/05/18 vs CIN	12 5/31/75 vs HOU
10th	9 8/21/90 at LA	11 8/04/34 vs NY (2nd gm)
11th	5 5/06/60 at LA	9 8/24/47 vs CIN
	5 5/06/66 vs PIT	7 6/10/84 vs PIT
12th	5 5/01/68 at NY	
	5 5/20/78 at NY	
13th	4 9/17/89 vs STL (1st gm)	7 5/08/49 vs CIN
14th	3 5/07/77 at LA	3 5/15/46 vs CHI
15th	5 8/19/16 at CIN	5 5/09/70 vs LA
	3 7/21/56 at MIL	5 8/26/19 vs CIN (2nd gm)
17th	3 6/30/61 vs SF	
19th	3 4/30/19 vs BKN	5 9/13/74 vs STL
		3 4/30/19 vs BKN

RECORDS

CAREER GAMES BY POSITION

FIRST BASE	GAMES	CATCHER	GAMES
1. Fred Luderus	1,298	1. Red Dooen	1,124
2. Sid Farrar	816	2. Bob Boone	1,095
3. Don Hurst	815	3. Jack Clements	953
4. Kitty Bransfield	781	4. Clay Dalrymple	944
5. Pete Rose	702	5. Andy Seminick	917
		Darren Daulton	870
SECOND BASE		OUTFIELD	
1. Tony Taylor	1,003	1. Richie Ashburn	1,785
2. Otto Knabe	931	2. Del Ennis	1,610
3. Juan Samuel	798	3. Sherry Magee	1,415
4. Bill Hallman	779	4. Johnny Callison	1,379
5. Cookie Rojas	617	5. Cy Williams	1,324
SHORTSTOP		6. Chuck Klein	1,284
1. Larry Bowa	1,667	7. Garry Maddox	1,277
2. Mickey Doolan	1,297	8. Roy Thomas	1,257
3. Grariny Hamner	924	9. Greg Luzinski	1,221
4. Heinie Sand	772	10. John Titus	1,185
5. Dave Bancroft	670		
THIRD BASE			
1. Mike Schmidt	2,212		
2. Willie Jones	1,495		
3. Pinky Whitney	1,076		
4. Joe Mulvey	682		
5. Pinky May	646		

INDIVIDUAL BATTING RECORDS

(Since 1900)

(9-innings, unless indicated)

KEY: (ML) Major League record; (MLT) Major League record tied;
(NL) National League record; (NLT) National League record tied.

MOST YEARS

Career—18, Mike Schmidt

MOST GAMES

Season—163, Pete Rose, 1979

Rookie—162, Dick Allen, 1964 (NLT)

Career—2,404, Mike Schmidt

Consecutive—730, Richie Ashburn, 7/7/50-ended with 1955 opener
533, Fred Luderus, 6/12/16-ended with 1920 opener

MOST AT BATS

Inning—Unknown (NL record: 3, several times)

Game—7, Russ Wrightstone, 8/25/22 vs. CHI; Rick Schu, 6/11/85
vs. NY; Juan Samuel, 6/11/85 vs. NY; Dickie Thon, 5/19/90 at LA
and 5/17/91 vs. CHI; Lenny Dykstra, 5/19/90 at LA; Tom Herr,
5/19/90 at LA; Charlie Hayes, 8/14/90 vs. SF and 9/23/90 vs. MTL;
Dale Murphy, 5/17/91 vs. CHI; V. Hayes, 6/5/91 at ATL (MLT)

Extra Inning Game—9, Lenny Dykstra, 7/7/93 vs. LA (20 inn.)

Season—701, Juan Samuel, 1984 (NL)

Rookie—701, Juan Samuel, 1984 (NL)

Career—8,352, Mike Schmidt

No hits, pitcher, season—31, Don Carman, 1986; 30, Rick Wise, 1966

MOST RUNS SCORED

Inning—2, held by many; last: Tony Longmire, 7/4/94, 4th at SD

Game—5, John Titus, 6/4/12 vs. PIT; Denny Sothorn, 6/6/30 vs. CIN; Lou Chiozza,
4/19/35 vs. NY; Don Demeter, 9/21/61 at LA; John Kruk, 8/10/89 at CHI;
Mariano Duncan, 5/3/92 at SF

Season—158, Chuck Klein, 1930 (NL)

Rookie—125, Dick Allen, 1964

Career—1,506, Mike Schmidt

Consecutive Game Streak—15, Lenny Dykstra, 1993

MOST HITS

Inning—2, held by many; last: Tony Longmire, 7/4/94, 4th at SD

Game—6 Connie Ryan, 4/16/53 at PIT (4 1b, 2 2b)

First game—4, Edwin Freed, 9/11/42 vs. CIN (1b, 2 2b, 3b) (MLT)

Season—254, Lefty O'Doul, 1929 (LH), (NLT); 213, Dave Cash, 1975 (RH)

Rookie—201, Dick Allen, 1964

Career—2,234, Mike Schmidt

Consecutive Hits—9, Dave Philley, 1958-59 (pinch hits-NL); Dick Sisler, 1950;
Eddie Waitkus, 1950

Consecutive Game Hit Streak—26, Chuck Klein, 1930 (twice)

Consecutive Game Hit Streak, Rookie—23, Goldie Rapp, 1921; Richie Ashburn,
1948

MOST SINGLES

Inning—2, held by many; last: Lenny Dykstra, 5/2/93, 3rd, at LA (MLT)

Game—5, 14 times; last: Tom Herr, 5/19/90 at LA

Season—181, Lefty O'Doul, 1929 & Richie Ashburn, 1951 (LH); 167, Dave Cash,
1974 (RH)

Rookie—134, Fresco Thompson, 1927 (RH); 131, Richie Ashburn, 1948 (LH)

Career—1,811, Richie Ashburn

MOST DOUBLES

Inning—2, Rick Schu, 10/3/85, 3rd, at MTL (MLT)

Game—4, Sherry Magee, 6/17/14 vs. STL; Gavy Cravath, 8/8/15 at CIN and
Gavy Cravath, 6/23/19 vs. BOS; Denny Sothorn, 6/6/30 vs. CIN;
Dick Bartell (consecutive-MLT), 4/25/33 vs. BOS; Willie Jones (consecutive-MLT),
4/20/49 at BOS (MLT)

Season—59, Chuck Klein, 1930 (LH); 48, Dick Bartell, 1932 (RH)

Rookie—39, Kiddo Davis, 1932

Career—408, Mike Schmidt

INDIVIDUAL BATTING RECORDS

MOST TRIPLES

Inning—1, held by many

Game—3, Harry Wolverton, 7/13/00 at PIT (MLT)

Season—19, Juan Samuel, 1984 (RH); 17, Elmer Flick, 1901 (LH)

Rookie—19, Juan Samuel, 1984

Career—127, Sherry Magee

MOST HOME RUNS

Inning—2, Andy Seminick, 6/2/49, 8th, vs. CIN; Von Hayes, 6/11/85, 1st, vs. NY (MLT)

Game—3, 12 times, last: Von Hayes, 8/29/89 at SF

Extra Inning Game—4, Chuck Klein, 7/10/36 at PIT (10 inn.);

Mike Schmidt, 4/17/76 at CHI (10 inn.) (MLT)

Game, pitcher—2, Jack Knight, 6/24/26, 1st gm., at NY; Phil Collins, 7/22/30 vs. PIT; Rick Wise, 6/23/71 at CIN; and 8/28/71 vs. SF;

Larry Christenson, 9/5/76 vs. NY; Randy Lerch, 9/30/78 at PIT

Consecutive games—5, Dick Allen, 1969; Mike Schmidt, 1979

Consecutive games, pitcher—4, Ken Brett, 6/9, 6/13, 6/18, 6/23/73 (ML)

3 Consecutive games—6, Mike Schmidt, 4/17-18-20/76 (MLT)

5 Consecutive games—7, Mike Schmidt, 7/6-7-8-9-10/79 (NLT)

First at bat—Emmett Mueller, 4/19/38 vs. BKN; Eddie Sanicki, 9/14/49 at PIT; Ricky Jordan, 7/17/88 vs. HOU (1st plate appearance)

Season—48, Mike Schmidt, 1980 (RH); 43, Chuck Klein, 1929 (LH)

Rookie—30, Willie Montanez, 1971 (LH); 29, Dick Allen, 1964 (RH)

Career—548, Mike Schmidt

At home, season—29, Chuck Klein, 1932

On road, season—29, Mike Schmidt, 1979

At home, career—265, Mike Schmidt

On road, career—283, Mike Schmidt

Grand slams, game—1, held by many; last: Pete Incaviglia, 5/10/94 at ATL

Grand slams, extra inning game—8 players; last: Dale Murphy, 8/6/91 vs. CHI (11th inn.) 6-2 W

Grand slams, pitcher, game—1, 9 times, last: Steve Carlton, 5/16/84, at LA (Valenzuela)

Grand slams, season—4, Vince DiMaggio, 1945

Grand slams, career—7, Mike Schmidt

Home runs in consecutive at bats—4, Deron Johnson, 7/10 (1) & 7/11/71 (3) vs. SD; Mike Schmidt, 4/17/76 at CHI (10 inn.); Mike Schmidt, 7/6 (1) & 7/7/79 (3) vs. SF

Home runs, 1st two batters, game—Juan Samuel & Von Hayes, 7/29/84 vs. MTL (Gullickson); Gary Redus & Juan Samuel, 7/7/86 vs. ATL (Palmer)

Winning 1-0, extra inning game—1, held by two: Ron Northey, 6/22/44, 15th, at BOS, 1st game, & Juan Samuel, 8/20/86, 10th, at SF

MOST EXTRA BASE HITS

Game—Unknown (NL record: 5)

Season—107, Chuck Klein, 1930 (LH) (NL); 81, Mike Schmidt, 1980 (RH)

MOST TOTAL BASES

Inning—8, Andy Seminick, 6/2/49, 8th, vs. CIN; Von Hayes, 6/11/85, 1st, vs. NY (MLT)

Game—Unknown (ML record: 18, Joe Adcock, MIL, 7/31/54)

Extra inning game—17, Mike Schmidt, 4/17/76 at CHI (10 inn.)

Season—445, Chuck Klein, 1930 (LH) (NL); 352, Dick Allen, 1964 (RH)

Rookie—352, Dick Allen, 1964 (NL)

Career—4,404, Mike Schmidt

MOST RUNS BATTED IN

Inning—5, Von Hayes, 6/11/85, 1st, vs. NY

Two consecutive innings—7, Del Ennis, 7/27/50, 7th/8th vs. CHI

Game—8, Kitty Bransfield, 7/11/10 at PIT; Gavvy Cravath, 8/18/15 vs. PIT; Willie Jones, 8/20/58 at STL; Mike Schmidt, 4/17/76 at CHI (10 inn.)

Consecutive RBI games—10, Pinky Whitney, 1931

Season—170, Chuck Klein, 1930 (LH) (NL); 130, Greg Luzinski, 1977 (RH)

Rookie—103, Pinky Whitney, 1928

Career—1,595, Mike Schmidt

INDIVIDUAL BATTING RECORDS

MOST SACRIFICE HITS

Game—3, Danny Jackson, 7/31/93 vs. PIT (NL record: 4, held by 2)

Season—43, Kid Gleason, 1905 (NL)

MOST SACRIFICE FLIES

Game—2, held by several; last: Wes Chamberlain, 10/2/93 at STL

Season—13, Willie Montanez, 1971 (LH); Mike Schmidt, 1980 (RH)

Rookie—13, Willie Montanez, 1971 (MLT)

Career—108, Mike Schmidt

MOST WALKS

Inning—2, held by many; last: Kevin Stocker, 4/4/94, 8th at COL (MLT)

Game—5, Dick Allen, 8/16/68 vs. SF; Von Hayes, 6/6/90 at STL (NLT)

Extra inning, game—5, Andy Seminick, 9/30/51 vs. BKN (14 inn.);

Richie Ashburn, 7/16/54, at CIN, 1st gm. (10 inn.)

Doubleheader—6, Clay Dalrymple, 7/4/67 (19 inn.) vs. HOU (NLT)

Season—129, Lenny Dykstra, 1993 (LH); 128, Mike Schmidt, 1983 (RH)

Rookie—84, Ed Bouchee, 1957

Career—1,507, Mike Schmidt

MOST INTENTIONAL WALKS

Inning—1, held by many

Game—Unknown (NL record: 5, Andre Dawson, CHI, 5/22/90 16 inn.)

Season—26, Mike Schmidt, 1986

Rookie—14, Willie Montanez, 1971 (NL)

Career—202, Mike Schmidt

MOST HIT BY PITCH

Inning—1, held by many (NL record: 2)

Game—2, held by many; last: Kevin Stocker, 7/26/94 at FLA (NL record: 3)

Season—19, Dave Hollins, 1992 (SW) (NL)

MOST STRIKEOUTS

Inning—2, Joe Oeschger, 8/26/17, 3rd (MLT)

Game—5, Dick Allen, 6/28/64, 1st gm., at STL (NLT); Darren Daulton, 4/16/91 at CHI (13 inn.)

Consecutive—10, Wayne Twitchell, 1973 (pitcher); 9, Adolfo Phillips, 1966 (outfielder)

Season—180, Mike Schmidt, 1975 (RH); 118, Johnny Callisor, 1965 (LH)

Rookie—168, Juan Samuel, 1984 (NL)

Fewest, season—8, Emil Verban, 1947

Career—1,883, Mike Schmidt

MOST STOLEN BASES

Inning—Unknown (NL record: 3, held by many)

Game—4, Sherry Magee, 7/12/06 at STL and 8/31/06 vs. NY

2nd, 3rd, home, game—Pete Rose, 5/11/80 at CIN (NLT)

Steal of home, game—2, Sherry Magee, 7/20/12 (MLT)

Season—72, Juan Samuel, 1984

Rookie—72, Juan Samuel, 1984

Career—387, Sherry Magee

HIGHEST BATTING AVERAGE

Season—.398, Lefty O'Doul, 1929

Rookie—.333, Richie Ashburn, 1948

Career—.326, Chuck Klein

HIGHEST SLUGGING AVERAGE

Season—.687, Chuck Klein, 1930

Rookie—.557, Dick Allen, 1964

Career—.546, Chuck Klein, (LH); .527, Mike Schmidt (RH)

MOST GROUNDED INTO DOUBLE PLAYS

Game—3, Hal Irelan, 9/15/14 vs. BOS; Roy Hughes, 9/5/39 vs. NY;
Richie Ashburn, 6/28/59 vs. SF

Season—25, Del Ennis, 1950; Ted Sizemore, 1977

Fewest, season—1, Richie Ashburn, 1948

PINCH HITTING RECORDS

MOST AT BATS

Season—62, Curt Ford, 1989
Rookie—61, Jeff Grotewold, 1992
Career—461, Greg Gross

MOST HITS

Season—20, Doc Miller, 1913
Consecutive, season—8, Dave Philley, 9/9-9/28/58 (NLT)
Consecutive—9, Dave Philley, 9/9-9/28/58, 4/16/59 (NL)
Rookie—16, Mike Rogodzinski, 1973
Career—117, Greg Gross

MOST DOUBLES

3 consecutive games—3, Doug Clemens, 6/5-6-7/67 (NLT)

MOST HOME RUNS

Season—5, Gene Freese, 1959
Consecutive, season—3, Del Unser, 6/30; 7/5; 7/10 in 1979 (MLT)
Rookie—3, Len Matuszek, 1984; Dave Hollins, 1990; Jeff Grotewold, 1992
Career—9, Cy Williams
Grand slams, game—1, held by 12 players, last: Ozzie Virgil, 9/2/83 vs. SF (Gary Lavelle) (NLT)
Grand slams, season—2, Davey Johnson, 4/30/78 and 6/3/78 (MLT)
Grand slam, pitcher—Schoolboy Rowe, 5/2/43 (MLT)

MOST RUNS BATTED IN

Season—14, Del Unser, 1979 (since 1950)

MOST WALKS

Season—16, Harry McCurdy, 1933 (NLT)
Career—82, Greg Gross

TEAM BATTING RECORDS

MOST GAMES

Season—163, 1979; 1983; 1989

PLAYERS

Most, season—49, 1946
Fewest, season—23, 1915

MOST AT BATS

Plate appearances, inning—Unknown (NL record: 21)
Plate appearances, game—66, vs. CHI, 8/25/22 (MLT); 63, 7/26/94 at FLA
Game—69, vs. LA, 7/7/93 (20 inn.); 53 vs. CHI, 8/25/22
Season—5,685 in 1993 (162 games); 5,667 in 1930 (156 games)

MOST RUNS

Inning—12, vs. CHI, 7/21/23, 1st gm., 6th; 11, at SF, 7/15/72, 7th; at STL, 9/24/81, 3rd.
Inning, opp.—14, at CHI, 8/25/22, 4th
Consecutive scoreless innings—38, 7/21-26/60
Game—26, vs. NY, 6/11/85; W 26-7
Game, opp.—28, STL at PHI 6, 7/6/29, 2nd gm. (NL)
Opening game—19, vs. BOS, 4/19/00 (10 inn.); W 19-17 (NL)
Shutout game—PHI 18, PIT 0, 7/11/10; PHI 18, CIN 0, 8/10/30;
PHI 18, CIN 0, 8/14/34
Shutout game, opp.—CHI 16, PHI 0, 5/4/29
Most players, scoring run, game—13, at CHI, 8/25/22 (NLT)
Season—944, in 1930 (156 games)
Fewest, season—394, in 1942 (151 games)

MOST HITS

Inning—Unknown (NL record: 16)
Game—27, vs. NY, 6/11/85
Game, opp.—30, vs. NY, 9/2/25
Consecutive, start of game, none out—8, vs. CHI, 8/5/75 (MLT)
Season—1,783, in 1930 (156 games) (MLT)
Fewest, season—1,113, in 1907 (149 games)

TEAM BATTING RECORDS

MOST SINGLES

Inning—Unknown (NL record: 12)

Game—Unknown (NL record: 23) (PHI had 15 at CHI, 9/20/83)

Season—1,268, in 1930 (156 games)

MOST DOUBLES

Inning—Unknown (NL record: 7)

Game—11, vs. CHI, 6/23/86 (since 1917)

Season—345, in 1930 (156 games)

MOST TRIPLES

Inning—Unknown (NL record: 4)

Game—5, vs. CHI, 8/2/86 (since 1917)

Season—82, in 1905 (155 games)

MOST HOME RUNS

Inning—5, vs. CIN, 6/2/49, 8th; Andy Seminick 2, Willie Jones, Schoolboy Rowe, Del Ennis (MLT)

—4, at CHI, 8/17/85, 7th; Juan Samuel, Glenn Wilson, Mike Schmidt (Von Hayes strikes out), Darren Daulton

Game—6, vs. CHI, 5/11/23; at PIT, 8/28/48; vs. CIN, 6/2/49; at SF, 4/27/65;

at CHI, 10/3/72; at CHI, 4/17/76; at CHI, 8/12/77; at CHI, 8/17/85;

at COL, 5/30/93.

Game, opp.—6, at CHI, 5/17/79

Most consecutive games, one home run—14, in 1922

Most consecutive games, no home runs—30, in 1918

Season—186, in 1977 (162 games)

Vet season—101, in 1977

Grand slams, inning—1, many times (NL record: 2)

Grand slams, game—2, vs. BOS, 4/28/21 (Ralph Miller, Lee Meadows)

Grand slams, season—8, in 1993

MOST EXTRA BASE HITS

Inning—7, vs. CIN, 6/2/49, 8th inn; vs. CIN, 7/6/86, 3rd inn. (MLT)

Game—15, vs. CHI, 6/23/86 (NL)

MOST TOTAL BASES

Inning—26, vs. CIN, 6/2/49, 8th (5 HR, 1 3B, 1 2B, 1 1B)

Game—45, vs. NY, 6/11/85

Game, extra innings—48, at CHI, 5/17/79 (10 inn.)

Season—2,594, in 1930 (156 games)

MOST RUNS BATTED IN

Inning—Unknown (NL record: 15)

Game—Unknown (NL record: 26)

Season—884, in 1930 (156 games)

MOST SACRIFICE HITS

Inning—3, vs. LA, 9/23/67, 7th (MLT)

Game—Unknown (AL & NL record not available)

Season—Unknown (NL record: 231, CHI, 1906)

MOST SACRIFICE FLIES

Inning—2, many times; last: vs. NY, 5/25/93, 4th inn. (NLT)

Game—3, many times; last: at STL, 10/2/93

Season—74, in 1977 (162 games) (NL)

MOST WALKS

Inning—Unknown (NL record: 9) (PHI had 5 vs. ATL, 6/23/93, 7th inn.)

Game—Unknown (NL record: 17); (PHI had 12 at FLA, 8/7/93, 10 inn.)

Season—665, in 1993 (162 games); 652, in 1955 (154 games)

MOST INTENTIONAL WALKS

Inning—Unknown (ML record: 3, many times) (PHI had 2 many times; last: vs. NY, 8/11/94, 15th inn.)

Game—Unknown (NL record: 6) (PHI had 4 vs. SD, 5/2/94)

Season—101, in 1967

MOST LEFT ON BASE

Inning—3, thousands of times

Game—20, vs. BKN, 9/4/22 and vs. SF, 8/14/90

Doubleheader—29, vs. MIL, 5/15/55

TEAM BATTING RECORDS

MOST LEFT ON BASE *(continued)*

Game, no runs scored—14, vs. MTL, 9/22/71

Season—1,281, in 1993

Fewest, season—991, in 1920 (153 games)

MOST HIT BY PITCH

Inning—3, vs. CIN, 5/15/60, 1st gm., 8th (NLT)

Game—Unknown (NL record: 5) (PHI had 3 vs. STL, 7/29/93)

Season—53, in 1962 (161 games)

Fewest, season—9, in 1939 (152 games) (NLT)

MOST STRIKEOUTS

Inning—4, Wes Covington, Tony Gonzalez, Dick Stuart, Clay Dalrymple, 4/17/65,
2nd, vs. LA's Don Drysdale (MLT)

Game—19, vs. NY, 10/6/91 (David Cone) (NLT)

Season—1,154, in 1986 (161 games)

Fewest, season—452, in 1924 (152 games)

MOST STOLEN BASES

Inning—8, vs. NY, 7/7/19, 1st gm., 9th

Game—11, at STL, 7/12/06; 10, vs. NY, 8/31/06

Season—200, in 1908

HIGHEST BATTING AVERAGE

Season—.315 in 1930 (156 games)

LOWEST BATTING AVERAGE

Season—.232 in 1942 (151 games)

HIGHEST SLUGGING AVERAGE

Season—.467 in 1929 (154 games)

LOWEST SLUGGING AVERAGE

Season—.304 in 1907 (149 games)

HIGHEST ON BASE AVERAGE

Season—.351 in 1993 (since 1985)

MOST GROUNDED INTO DOUBLE PLAYS

Inning—1, thousands of times

Game—Unknown (NL record: 7)

Season—144, in 1950 (157 games)

Fewest, season—91, in 1935 (156 games); in 1973 (162 games)

TEAM PINCH HITTING RECORDS

MOST PINCH HITTERS USED

Inning—5, vs. STL, 4/30/61, 8th (MLT)

Game—8, vs. CHI, 10/1/91 (13 inn. game)

Season—25 in 1990

MOST PINCH HIT AT BATS

Game—Unknown

Season—290, in 1984 (since 1950)

MOST PINCH HITS

Inning—4, vs. PIT, 9/12/74, 8th (MLT)

Game—Unknown (NL record: 6)

Season—70, in 1984 (since 1950)

MOST PINCH HOME RUNS

Inning—1, many times; last: John Kruk, vs. MTL, 8/6/94, 9th (ML record: 2)

Game—2, vs. NY, 5/30/25, 2nd gm.; vs. STL, 6/2/28; vs. PIT, 8/13/58 (MLT)

Season—11, in 1958

MOST PINCH HIT RBI

Game—Unknown (AL & NL record not available)

Season—64, in 1958 (since 1950)

MOST PINCH WALKS

Inning—Unknown (NL record: 3)

Season—Unknown

MOST PINCH STRIKEOUTS

Inning—3, vs. PIT, 7/6/70, 9th (MLT)

Game—4, vs. MIL, 9/16/60; vs. CHI, 9/7/89 (NLT)

TEAM PINCH HITTING RECORDS

HIGHEST PINCH HITTING AVERAGE

Season—.308, in 1958 (since 1950)

LOWEST PINCH HITTING AVERAGE

Season—.167, in 1951 (since 1950)

CLUB FIELDING RECORDS

(Since 1900)

MOST ERRORS

Game—8, vs. NY, 4/24/22; vs. CIN, 8/18/41

Season—403, in 1904 (155 games)

FEWEST ERRORS

Season—104, in 1978 (162 games)

MOST ERRORLESS GAMES

Season—89, in 1966 (162 games)

MOST CONSECUTIVE ERRORLESS GAMES

Season—11, in 1967

MOST DOUBLE PLAYS

Game—5, several times; last: vs. ATL, 8/28/68

Season—179, in 1961 (155 games); in 1973 (162 games)

FEWEST DOUBLE PLAYS

Season—112, in 1984 (162 games)

MOST CONSECUTIVE GAMES, 1 OR MORE DPS

Season—16, (29 DP) in 1961

MOST PASSED BALLS

Game—Unknown (NL record: 6)

Season—27, in 1971 (162 games); in 1947 (155 games)

FEWEST PASSED BALLS

Season—3, in 1952 (154 games); in 1956 (154 games)

MOST PUTOUTS

Season—4,440, in 1980 (162 games)

FEWEST PUTOUTS

Season—3,887, in 1907 (149 games)

MOST ASSISTS

Game—Unknown (NL record: 27)

Season—2,176, in 1921 (154 games)

FEWEST ASSISTS

Season—1,437, in 1957 (156 games) (NL)

MOST TOTAL CHANCES

Game—Unknown (NL record: 55)

Season—6,512, in 1980 (162 games) (NL)

FEWEST TOTAL CHANCES

Season—5,545, in 1955 (154 games) (NL)

HIGHEST FIELDING PERCENTAGE

Season—.983, in 1978 (162 games); in 1979 (163 games)

LOWEST FIELDING PERCENTAGE

Season—.936, in 1904 (155 games) (NL)

FIRST BASE

PCT. - .999 by Frank McCormick, 1946

Putouts - 1,597 by Fred Luderus, 1917

Assists - 125 by Ed Bouchee, 1957

Double Plays - 142 by Eddie Waitkus, 1950

SECOND BASE

PCT. - .994 by Manny Trillo, 1982

Putouts - 450 by Emil Verban, 1947

Assists - 562 by Frank Parkinson, 1922

Double Plays - 142 by Dave Cash, 1974

THIRD BASE

PCT. - .982 by Pinky Whitney, 1937

Putouts - 229 by Ernie Courtney, 1905

Assists - 404 by Mike Schmidt, 1974

Double Plays - 40 by Mike Schmidt, 1974

SHORTSTOP

PCT. - .991 by Larry Bowa, 1979

Putouts - 395 by Mickey Doolan, 1906

Assists - 560 by Larry Bowa, 1971

Double Plays - 113 by Tom Thavenow, 1930

CATCHER

PCT. - .994 by Stud Davis, 1931;

Ozzie Virgil, 1985

Putouts - 981 by Darren Daulton, 1993

Assists - 189 by Red Doon, 1909

Double Plays - 19 by Darren Daulton, 1993

OUTFIELD

PCT. - 1.000 by Canny Litwhiler, 1942;
Tony Gonzalez, 1982; Don Demeter,
1863; Johnny Callison, 1955

Putouts - 538 by Rich Ashburn, 1951

Assists - 44 by Chuck Klein, 1930

Double Plays - 11 by Sam Thompson, 1896

INDIVIDUAL PITCHING RECORDS

(Since 1900)

KEY: (ML) Major League record; (MLT) Major League record tied;
(NL) National League record; (NLT) National League record tied.

MOST GAMES

Season—90, Kent Tekulve, 1987 (RH); 76, David West, 1993 (LH)

Consecutive—8, Jack Baldschun, 1961

Rookie—65, Jack Baldschun, 1961

Career—529, Robin Roberts

MOST GAMES STARTED

Season—45, Grover Alexander, 1916 (RH); 41, Steve Carlton, 1972 (LH)

Rookie—42, George McQuillan, 1908

Career—499, Steve Carlton (LH); 472, Robin Roberts (RH)

Consecutive, no relief appearances—499, Steve Carlton

MOST COMPLETE GAMES

Season—38, Grover Alexander, 1916 (RH); 34, Doc White, 1902 (LH)

Rookie—32, George McQuillan, 1908

Career—372, Robin Roberts

Consecutive—28, Robin Roberts, 8/28/52-7/5/53

MOST INNINGS PITCHED

Game—20, Tully Sparks, 8/24/05 vs. CHI (L 2-1); Mule Watson 7/17/18 at CHI (L 2-1); Joe Oeschger, 4/30/19 vs. BKN (T 9-9)

Season—389, Grover Alexander, 1916 (RH); 346, Steve Carlton, 1972 (LH)

Season, reliever—152, Jim Konstanty, 1950

Rookie—367, Grover Alexander, 1911

Career—3,740, Robin Roberts

MOST CONSECUTIVE SCORELESS INNINGS

Reliever—33, Larry Andersen, 1984

Starter—41.2, Grover Alexander, 1911

Start of career—25, George McQuillan, 5/8-9/29/07, 1st gm. (ML)

MOST CONSECUTIVE BATTERS RETIRED

Game—27, Curt Simmons, 5/16/53 at MIL (Bruton single to start game; then retired next 27); Robin Roberts, 5/13/54 vs. CIN (Adams HR to start game; then retired next 27); Jim Bunning, 6/21/64 at NY (perfect game)

Extra innings—32, Rick Wise, 9/18/71 vs. CHI (12 inn.) W 4-3

MOST BATTERS FACED

Inning—16, Hal Kelleher, 8th, 5/5/38 at CHI; (L 21-2) (MLT)

MOST AT BATS

Inning—14, Hal Kelleher, 8th, 5/5/38 at CHI

MOST HITS ALLOWED

Inning—11, Reggie Grabowski, 9th, (10 singles) 8/4/34, 2d gm. vs. NY (NL)

Consecutive hits, inning—9, Erskine Mayer, 9th, 8/18/13 (NLT)

Game—22, Dutch Schesler, 7/11/31, 1st gm. vs NY (8 inn.)

Shutout, game—12, George Smith, 4-0, 8/12/21 vs. BOS

Season—348, Claude Passeau, 1937 (RH); 293, Steve Carlton, 1973 (LH)

Rookie—285, Grover Alexander, 1915; 283, C. Davis, 1934

Career—3,661, Robin Roberts

FEWEST HITS ALLOWED

No-Hitters, Phillies—6, since 1900 (See Separate Chart in Guide)

No-Hitters, Opponents—18, since 1900 (See Separate Chart in Guide)

1-Hitters, career—6, Steve Carlton

MOST RUNS ALLOWED

Inning—12, Hal Kelleher, 8th, 5/5/38 at CHI; (L 21-2) (NL)

Game—17, Bill Duggleby, 9/19/03, 1st gm. at CIN; (L 17-7)

Season—175, Ray Benge, 1930 (RH); 164, Les Sweetland, 1930 (LH)

Rookie—Unknown

Career—1,501, Robin Roberts

INDIVIDUAL PITCHING RECORDS

MOST EARNED RUNS ALLOWED

Season—147, Robin Roberts, 1956 (RH); 143, Les Sweetland, 1930 (LH)
Rookie—130, Wayne LaMaster, 1937 (LH)
Career—1,437, Robin Roberts

MOST HOME RUNS ALLOWED

Inning—4, Wayman Kerkusieck, 4th, 8/13/39, 1st gm. at NY; Charlie Bicknell, 6th, 6/6/48, 1st gm. at STL (MLT)
Consecutive, inning—3, many, last: Don Carman, 3rd, 4/17/89 at NY
Game—6, Wayman Kerkusieck, 8/13/39, 1st gm. at NY (MLT)
Season—46, Robin Roberts, 1956 (RH) (NL); 34, Don Carman, 1987 (LH)
Rookie—25, Ray Semproch, 1958 (RH)
Career—402, Robin Roberts (185 home, 217 away)

MOST GRAND SLAMS

Game—2, June Green, 7/6/29, 2d gm. vs. STL (NLT)
Consecutive games—2, Bubba Church, 9/24-27/50; Tug McGraw, 8/5-11/79; Doug Bair, 7/7-9/87 (NLT)
Month—2, June Green, July 1929; Bubba Church, Sept. 1950; Tug McGraw, Aug. 1979; Doug Bair, July 1987 (NLT)
Season—4, Tug McGraw, 1979 (NL)

MOST TOTAL BASES

Inning—18, Charlie Bicknell, 6th, 6/6/48, 1st gm. at STL (NL)

MOST WALKS

Inning—Unknown (NL record: 7, Bob Ewing, CIN, 4/19, 4th, 1902)
Game—12, Fred Mitchell, 7/27/03 vs. BKN; Curt Simmons, 9/6/48 vs. NY, (6.1 inn., called by darkness after 7)
Season—164, Earl Moore, 1911 (RH); 136, Steve Carlton, 1974 (LH)
Rookie—107, Jack Hamilton, 1962
Career—1,252, Steve Carlton

MOST STRIKEOUTS

Inning—3, thousands of times (NL record: 4)
Perfect inning—(3 SO on 9 pitches)—Andy Ashby, 6/15/91 vs. CIN
Game, RH—17, Art Mahaffey, 4/23/61, 1st gm. vs. CHI
Game, LH—16, Steve Carlton, 6/9/82 vs. CHI
Game, extra innings—18, Chris Short, 15 IP, 10/2/65 at NY, 2nd gm. (NLT)
Consecutive, relievers—6, Jack Meyer, 9/22/58, 1st gm., 12th-13th inn. (1st 6 batters); Willie Hernandez, 7/3/83, 8th-9th inn., (all 6 he faced) (NLT)
Consecutive, start of game—Unknown (NL record: 8, Jim Deshaies, HOU, 9/23/86)
Consecutive, start of game, opp.—6, Pete Falcone, 5/1/80, NY
Season—310, Steve Carlton, 1972 (LH); 268, Jim Bunning, 1965 (RH)
Rookie—227, Grover Alexander, 1911; 188, Jack Sanford, 1957
Career—3,031, Steve Carlton

MOST HIT BATSMEN

Inning—Unknown (NL record: 3, held by many)
Game—Unknown (NL record: 4, held by several)
Season—19, Fred Mitchell, 1903; Jim Bunning, 1966 (RH); 16, John Lush, 1906 (LH)

MOST WILD PITCHES

Inning—Unknown (NL record: 4)
Game—5, Ken Howell, 4/5/89 at CHI (W 12-4)
Season—22, Jack Hamilton, 1962 (RH); 14, Chris Short, 1961 (LH)
Rookie—22, Jack Hamilton, 1962

MOST WINS

Season—33, Grover Alexander, 1916 (RH); 27, Steve Carlton, 1972 (LH) (NLT)
Season, reliever—16, Jim Konstanty, 1950
Highest pct., team's wins—45.8, Steve Carlton, 1972, 27-10, (59-97) (NL)
Consecutive, season—15, Steve Carlton, 7/7/72-8/17/72
3 consecutive games, relief pitcher—3, Gene Garber, 5/15, 2nd gm.-16-17/75; Mitch Williams, 8/4-6-7/91 (MLT)
Rookie—28, Grover Alexander, 1911 (ML)
Career—241, Steve Carlton (LH); 234, Robin Roberts (RH)
Career, reliever—54, Ron Reed

INDIVIDUAL PITCHING RECORDS

MOST WINS *(continued)*

- Winning percentage, season—.800, Robin Roberts (28-7), 1952 (RH); .741, Steve Carlton (27-10), 1972 (LH)
Wins at Vet, season—17, Steve Carlton, 1974 (lost 3)
Wins at Vet, career—173, Steve Carlton (lost 57)

NO WINS

- Season—12, Russ Miller, 1928

MOST LOSSES

- Season—24, Charles Fraser, 1904 (RH); 22, Eppa Rixey, 1920 (LH)
Season, reliever—12, Gene Garber, 1975 (10-12)
Consecutive, season—12, Russ Miller, 5/12-8/12/28; Hugh Mulcahy, 1940; Ken Reynolds, 5/29-8/25/72
Consecutive, start of season—12, Russ Miller, 1928; Ken Reynolds, 1972 (NLT)
Rookie—19, Al Gerheuser, 1943
Career—199, Robin Roberts (RH); 161, Steve Carlton (LH)

MOST SHUTOUTS

- First ML game—Eddie Stack, 6/7/10, 1-0, vs. CHI; Earl Caldwell, 9/8/28, 4-0, vs. BOS; Hal Kelleher, 9/17/35, 1-0, vs. CIN; Niles Jordan, 8/26/51, 2-0, vs. CIN; Dave Downs, 9/2/72, 3-0, at ATL; Marty Bystrom, 9/10/80, 5-0, vs. NY
Opening day—3, Chris Short, 1965, 1968, 1970 (NLT)
Season—16, Grover Alexander, 1916 (ML)
Consecutive—4, Grover Alexander, 9/7-13-17-21/11
1-0 wins, season—4, Grover Alexander, 1916
1-0 losses, season—5, George McQuillan, 1908; Jim Bunning, 1967 (MLT)
Lost, season—8, George McQuillan, 1908
Rookie—7, George McQuillan, 1908; Grover Alexander, 1911; 5, Ray Culp, 1963
Career—61, Grover Alexander

MOST SAVES

- Consecutive appearances—13, Steve Bedrosian, 5/25-6/30/87 (NL)
Season—43, Mitch Williams, 1993 (LH); 40, Steve Bedrosian, 1987 (RH)
Rookie—16, Jack Meyer, 1955
Career—103, Steve Bedrosian (RH); 102, Mitch Williams (LH)

MOST SACRIFICE FLIES

- Season—15, Randy Lerch, 1979 (NL)

MOST BALKS

- Season—11, Steve Carlton, 1979 (NL)

LOWEST EARNED RUN AVERAGE

- Season—1.22, Grover Alexander, 1915
Rookie—1.53, George McQuillan, 1908

20 WINS, 20 LOSSES NEXT SEASON

- Eppa Rixey (22-10) 1916; (16-21) 1917
Steve Carlton (27-10) 1972; (13-20) 1973

TRIPLE CROWN (W, SO, ERA), NATIONAL LEAGUE

- Grover Alexander, 31-241-1.22, 1915
Grover Alexander, 33-167-1.55, 1916
Grover Alexander, 30-201-1.86, 1917
Steve Carlton, 27-310-1.97, 1972

TEAM PITCHING RECORDS

NUMBER OF PITCHERS

- Most—24, 1946 (154 gm.)(NLT); 1992 (162 gm.)
Fewest—11, 1976 (162 gm.) (MLT)

MOST COMPLETE GAMES

- Season—131, in 1904
Consecutive, season—5, 1966 & 1972
Fewest, season—10, in 1989

MOST INNINGS

- Game—21, at CHI, 7/17/18, (L 2-1)
Season—1,480, in 1980

TEAM PITCHING RECORDS

MOST INNINGS *(continued)*

Fewest, season—1,140, in 1918

MOST HITS ALLOWED

Inning—Unknown (AL & NL record not available)

Consecutive, inning—10, vs STL, 6/12/22, 6th

Game—30, vs. NY, 9/2/25, 2nd gm. (L 24-9)

Season—1,993, in 1930 (ML)

Fewest, season—1,086, in 1918

MOST RUNS ALLOWED

Inning—14, at CHI, 8/25/22, 4th

Game—28, vs. STL, 7/6/29, 2nd gm. (L 28-6) (NL)

Season—1,199, in 1930 (NL)

Fewest, season—446, in 1908

MOST EARNED RUNS ALLOWED

Season—1,024, in 1930 (NL)

Fewest, season—332, in 1915 (NL)

MOST HOME RUNS ALLOWED

Inning—4, at NY, 8/13/39, 1st gm., 4th; at STL, 6/6/48, 2nd

Game—6, at CHI, 5/17/79

Season—172, in 1966

Fewest, season—49, in 1944 (since 1940)

MOST GRAND SLAMS

Game—2, vs. NY, 9/5/24; vs. NY, 7/6/29; vs. PIT, 5/1/33; vs. BOS, 4/30/38

Season—8, in 1933

MOST PINCH HOMERS

Game—2, vs. CHI, 6/9/54; vs. NY, 8/15/62 (13 inn.); vs. NY, 9/17/63 (NLT)

MOST WALKS

Inning—Unknown (AL & NL record not available)

Game—Unknown (AL & NL record not available)

Season—682, in 1974

Fewest, season—259, in 1901

MOST STRIKEOUTS

Inning—3, thousands of times (NL record: 4)

Game—17, vs. CHI, 4/23/61 1st gm. (Art Mahaffey)

Season—1,092, in 1983

Fewest, season—284, in 1900

MOST HIT BATSMEN

Inning—3, 5/15/60, 1st gm., 8th, vs. CIN

Game—Unknown (AL & NL record not available)

Season—61, in 1966

Fewest, season—13, in 1950

MOST WILD PITCHES

Inning—Unknown (NL record: 4, ATL vs. HOU, 5th, 8/4/79)

Game—5, at CHI, 4/5/89

Season—91, in 1989 (NLT)

Fewest, season—14, in 1952 & 1953

MOST BALKS

Inning—Unknown (NL record: 3, 3 times)

Game—Unknown (NL record: 6, MIL vs. CHI, 5/4/63)

Season—23, in 1908 & 1989

Fewest, season—0, in 1946 & 1955 (MLT)

MOST WINS

Season—101, in 1976 & 1977

Fewest, season—42, in 1942

MOST LOSSES

Season—111, in 1941

MOST SHUTOUTS

Season, won—26, in 1916

Season, lost—23, in 1908 & 1909

Longest—18, at NY, 10/2/25 (T 0-0)

Fewest, season—2, in 1942

TEAM PITCHING RECORDS

MOST SHUTOUTS *(continued)*

1-0 shutouts, won—7, in 1913

Longest 1-0 win— 16 inn., vs. CHI, 5/17/91

1-0 shutouts, lost—10, in 1967

Consecutive, games—4, in 1951 (Robin Roberts 7/25 at STL, Ken Johnson 7/26 at STL, Bubba Church 7/27 at CHI, Russ Meyer 7/28 at CHI)

Consecutive Innings—41, in 1951

Consecutive, 1-0 losses, season—3, 5/11-12-13/60 (MLT)

MOST SAVES

Season—48, in 1987

Fewest, season—15, in 1972

LOWEST EARNED RUN AVERAGE

Season—2.18, in 1915 (NL)

HIGHEST EARNED RUN AVERAGE

Season—6.70, in 1930 (NL)

MISCELLANEOUS RECORDS

HIGHEST WON-LOST PERCENTAGE

Season— .623, in 1976 & 1977 (101-61)

Lowest, season— .278, in 1942 (42-109)

MOST GAMES WON

Season—101, in 1976 & 1977

Consecutive, season—13, 8/3-16/77; 7/30-8/12/91

Fewest, season—42, in 1942

MOST GAMES LOST

Season—111, in 1941

Consecutive, season—23, 7/29/61-8/20/61

Fewest, season—61, in 1976 & 1977

MOST HOME GAMES

Season—83, in 1991

Fewest Home Games Season—79, in 1940, 1977, 1987

MOST HOME GAMES WON

Season—60, in 1977 (since 1925)

Consecutive—16, in 1977 & 1991

Fewest, season—22, in 1945 & 1961 (since 1925)

MOST ROAD GAMES WON

Season—48, in 1976 (since 1925)

Consecutive—13, in 1976

Fewest, season—16, in 1930 (since 1925)

MOST HOME GAMES LOST

Season—55, in 1923, 1940, 1945 (NL)

Consecutive—12, in 1928

Fewest, season—21, in 1977 (since 1925)

MOST ROAD GAMES LOST

Season—69, in 1939 (since 1925)

Consecutive—13, in 1919, 1927, 1948

Fewest, season—33, in 1976 (since 1925)

BIGGEST MARGIN OF VICTORY

Game—19, vs. NY, (26-7), 6/11/85

BIGGEST MARGIN OF DEFEAT

Game—22, vs. CIN, (24-2), 5/13/02; (28-6), vs. STL, 7/6/29

BIGGEST DEFICIT TO OVERCOME IN VICTORY

Game—11, at CHI, 4/17/76, 10 inn.; Losing 12-1 & 13-2; (W 18-16)

LONGEST GAMES

Innings, opening game—14, at BKN, 4/17/23 (T 5-5) (NLT)

Innings—21, at CHI, 7/17/18 (L 2-1)

Innings, at Vet—20, vs. ATL, 5/4/73, (W 5-4); vs. LA, 7/7/93, (W 7-6)

Time—Unknown (NL record: 4:18, LA vs. SF, 10/2/62) 9 inn.; 6:10 vs. LA, 7/7/93 (20 inn.)

SHORTEST GAME

Time—0.51, at NY, 9/28/19, 1st gm., (L 6-1 (ML)

RUNS, HITS — GAME/INNING

MOST RUNS, GAME

PHILLIES			OPPONENTS		
Runs	Opponent	Date	Runs	Opponent	Date
26	vs NY	6/11/85	28	vs STL	7/06/29
23	vs PIT	7/13/00	26	at CHI	8/25/22
23	at CHI	8/25/22	24	at CIN	5/13/02
23*	at CHI	5/17/79	24	vs NY	9/02/25
21	vs CIN	5/15/11	23	vs STL	9/16/26
21	at CIN	9/14/20	23	vs NY	7/11/31
20	at CIN	5/11/00	22	vs NY	6/01/23
20	at STL	5/11/23	22	at BKN	6/06/30
19	vs CIN	6/24/01	22	vs BKN	9/23/39
19	vs PIT	5/11/11	22*	at CHI	5/17/79
19	at CIN	5/22/37	21	seven times	
19	vs CHI	6/23/86			
18	ten times; last: at COL, 5/30/93				

MOST RUNS, SHUTOUT GAME

PHILLIES			OPPONENTS		
Runs	Opponent	Date	Runs	Opponent	Date
18	at PIT	7/11/10	15	vs NY	4/30/18
18	at CIN	8/10/30	15	vs CHI	6/12/35
18	vs CIN	7/14/34	15	vs CHI	9/26/44
17	at PIT	5/20/51	15	at BKN	8/16/52
16	vs HOU	9/10/63	14	vs BKN	7/04/42
15	at BOS	7/03/28	14	vs STL	8/06/80
15	at NY	5/22/36	14	at CHI	9/27/81
14	vs STL	6/13/22	13	at PIT	8/08/11
13	vs BOS	9/05/10	13	at NY	9/04/20
13	at BOS	9/08/13	13	vs PIT	7/04/45
13	at CHI	6/12/15			
13	at MTL	6/19/94			

MOST RUNS, INNING

PHILLIES				OPPONENTS			
Runs	Inn.	Opponent	Date	Runs	Inn.	Opponent	Date
12	6th	vs CHI	7/21/23	14	4th	at CHI	8/25/22
11	2nd	vs CIN	7/14/34	12	3rd	vs STL	9/16/26
11	7th	at SF	7/15/72	12	6th	vs CHI	8/21/35
11	3rd	at STL	9/24/81	12	8th	at CHI	5/05/38
10	5th	at PIT	7/20/38	12	8th	vs BKN	5/24/53
10	7th	at BOS	6/20/43	12	8th	vs HOU	5/31/75
10	8th	vs NY	9/04/44	11	9th	vs NY	8/04/34
10	1st	vs NY	8/13/48	11	7th	at CHI	5/05/46
10	8th	vs CIN	6/02/49	10	2nd	at CHI	8/25/22
10	1st	vs CHI	8/05/75	10	1st	vs STL	7/06/29
10	8th	at SF	8/21/84	10	5th	vs STL	7/06/29
				10	3rd	vs NY	7/10/30
				10	1st	vs PIT	5/22/34
				10	5th	vs CHI	6/13/37
				10	5th	vs CIN	8/03/69
				10	7th	at HOU	6/11/74
				10	1st	vs PIT	6/08/89

MOST HITS, GAME

PHILLIES			OPPONENTS		
Hits	Opponent	Date	Hits	Opponent	Date
27	vs PIT	7/23/30	28	at CIN	5/13/02
27	vs NY	6/11/85	28	vs STL	7/06/29
26	at CHI	8/25/22	28	vs NY	7/11/31
25	vs CIN	6/24/01	27	vs PIT	8/08/21
24*	at CHI	4/17/76	27	vs BKN	9/23/39
24*	at CHI	5/17/79	26	vs NY	7/10/30
24*	at LA	5/19/90	26	vs STL	9/23/30
23	nine times		26*	at CHI	5/17/79
			25	eight times	

* Extra-inning game

STREAKS

CLUB

Winning (Since 1887)

- 16 — 1887, 1890, 1892
- 13 — 1977 (5 road), 1991 (4 road)
- 11 — 1955 (all home)
- 11 — 1983 (6 road/5 home)
- 10 — 1901
- 10 — 1984 (9 road/1 home)
- 9 — 1905, 1969 (all road)

Consecutive Wins - Home

- 16 — 1977, 1991
- 14 — 1890
- 11 — 1916, 1955, 1977

Consecutive Wins - Road

- 13 — 1976 (CHI, PIT, ATL, HOU, STL)
- 10 — 1969 (NY, MTL, PIT, CHI)
- 9 — 1984 (LA, SD, SF)

Losing (Since 1900)

- 23 — 1961
- 14 — 1927, 1936
- 13 — 1919 (twice), 1942, 1955
- 12 — 1904, 1922, 1928 (twice), 1944
- 11 — 1925, 1930, 1939, 1985, 1989
- 10 — 1903, 1924, 1928 (twice), 1931, 1939, 1948, 1956, 1961, 1962, 1964, 1970, 1972

Consecutive Losses - Home

- 12 — 1928
- 10 — 1936, 1972
- 9 — 1955

Consecutive Losses - Road

- 13 — 1919, 1927, 1948
- 12 — 1928
- 11 — 1972
- 10 — 1928, 1931, 1939, 1956, 1961, 1971, 1975, 1990

HITTING STREAKS

- 36 — Billy Hamilton, 1894 (L)
- 31 — Ed Delahanty, 1889 *
- 26 — Chuck Klein, 1930 *(L)
- 26 — Chuck Klein, 1930 *(L)
- 24 — Willie Montanez, 1974 *(L)
- 23 — Goldie Rapp, 1921 *(SW) +
- 23 — Johnny Moore, 1934 (L)
- 23 — Richie Ashburn, 1948 *(L) +
- 23 — Pete Rose, 1979 *(SW)
- 23 — Lonnie Smith, 1981 ** +
- 23 — Lenny Dykstra, 1990 *(L)
- 22 — Chuck Klein, 1931 *(L)
- 22 — Chick Fullis, 1933
- 21 — Irish Meusel, 1920
- 21 — Danny Litwhiler, 1940** +
- 21 — Pete Rose, 1982 (SW)
- 20 — Chuck Klein, 1932 (L)
- 20 — Richie Ashburn, 1951 (L)
- 20 — Pancho Herrera, 1960 ** +
- 20 — Garry Maddox, 1978
- 19 — Gavy Cravath, 1917 *
- 19 — Pinkey Whitney, 1928
- 19 — Mickey Haslin, 1935
- 19 — Del Ennis, 1947
- 19 — John Kruk, 1989 (L)
- 18 — Gene Paulette, 1920
- 18 — Irish Meusel, 1921
- 18 — Pinky Whitney, 1931
- 18 — Richie Ashburn, 1955 (L)
- 18 — Willie Jones, 1956
- 18 — Larry Bowa, 1970 (SW) +
- 18 — Larry Bowa, 1981 (SW)
- 18 — Ricky Jordan, 1988 +
- 18 — Mariano Duncan, 1983
- 17 — Pinky Whitney, 1930
- 17 — Chuck Klein, 1931 (L)
- 17 — Richie Ashburn, 1950 (L)
- 17 — Mel Clark, 1952 +
- 17 — Del Ennis, 1955
- 17 — Tony Gonzalez, 1962 (L)
- 17 — Mike Schmidt, 1979
- 17 — Pete Rose, 1981 (SW)
- 17 — Juan Samuel, 1988

*Led League **Tied for Lead + Rookie

PITCHING STREAKS

WINS

- 15 — Steve Carlton, 1972 (L)
- 12 — Charles Ferguson, 1886
- 10 — Togie Pittinger, 1905
- 10 — Tully Sparks, 1907
- 10 — Grover Alexander, 1913
- 10 — Earl Moore, 1910
- 9 — Grover Alexander, 1915
- 9 — Ken Heintzelman, 1949 (L)
- 9 — Robin Roberts, 1952
- 8 — done 16 times, last time by Tommy Greene, 1993

LOSSES

- 12 — John Coleman, 1883
- 12 — Russ Miller, 1928
- 12 — Hugh Mulcahy, 1940
- 12 — Ken Reynolds, 1972 (L)
- 11 — Lee Grissom, 1941 (L)
- 11 — John Buzhardt, 1960
- 11 — Barry Lersch, 1971
- 11 — Bill Champion, 1972
- 11 — Kyle Abbott, 1992 (L)
- 10 — John McFetridge, 1903
- 10 — Tully Sparks, 1904
- 10 — John Singleton, 1922
- 10 — Max Butcher, 1939
- 10 — Murry Dickson, 1954
- 10 — Art Mahaffey, 1961



LENNY DYKSTRA

HITTING FACTS

<i>Career Top 10</i>	79
<i>Double Figures</i>	80
<i>Hitting for Cycle</i>	108
<i>Home Runs</i>	81-90
<i>HR, Game</i>	86
<i>HR, Grand Slams</i>	87
<i>HR, Inside the Park</i>	83
<i>HR, Season</i>	88-89
<i>HR at the Vet</i>	90
<i>Pinch Hitting</i>	91-92
<i>RBI</i>	93
<i>Season Leaders by Position</i>	105
<i>Season Top 10</i>	104
<i>Season Leaders</i>	106-108
<i>Stolen Bases</i>	94-95
<i>Yearly Batting Leaders</i>	96-101
<i>Yearly Team Batting</i>	102-103

CAREER BATTING TOP 10

GAMES

Schmidt	2,404
Ashburn(L)	1,794
Bowa(SW)	1,739
Taylor	1,669
Ennis	1,630
Delahanty	1,544
Magee	1,521
W. Jones	1,520
Hamner	1,501
C. Williams(L)	1,463

AT BATS

Schmidt	8,352
Ashburn(L)	7,122
Bowa(SW)	6,815
Delahanty	6,352
Ennis	6,327
Taylor	5,799
Hamner	5,772
Magee	5,505
W. Jones	5,419
Callison(L)	5,306

RUNS

Schmidt	1,506
Delahanty	1,365
Ashburn(L)	1,114
Klein(L)	963
S. Thompson(L)	928
R. Thomas(L)	916
Magee	898
Ennis	891
Hamilton(L)	877
C. Williams(L)	825

HITS

Schmidt	2,234
Ashburn(L)	2,217
Delahanty	2,211
Ennis	1,812
Bowa(SW)	1,798
Klein(L)	1,705
Magee	1,647
C. Williams(L)	1,553
Hamner	1,518
Taylor	1,511

RUNS BATTED IN

Schmidt	1,533
Delahanty	1,286
Ennis	1,124
Klein(L)	983
S. Thompson(L)	958
Magee	889
Luzinski	811
C. Williams(L)	796
W. Jones	753
Whitney	734

SINGLES

Ashburn(L)	1,811
Delahanty	1,544
Bowa(SW)	1,498
Thomas(L)	1,236
Schmidt	1,219
Ennis	1,178
Taylor	1,178
Magee	1,108
Hamner	1,083
Klein(L)	1,062

DOUBLES

Delahanty	432
Schmidt	408
Magee	337
Klein(L)	338
Ennis	310
Ashburn(L)	287
Hamner	271
Callison(L)	265
S. Thompson(L)	258
Luzinski	253

TRIPLES

Delahanty	151
Magee	127
S. Thompson(L)	103
Ashburn(L)	97
Callison(L)	84
Bowa(SW)	81
Cravath	72
Samuel	70
Ennis	65

HOME RUNS

Schmidt	548
Ennis	259
Klein(L)	243
Luzinski	223
C. Williams(L)	217
Allen	204
Callison(L)	185
W. Jones	180
V. Hayes(L)	124
Seminick	123

TOTAL BASES

Schmidt	4,404
Delahanty	3,197
Ennis	3,029
Klein(L)	2,898
Ashburn(L)	2,764
C. Williams(L)	2,557
Magee	2,463
Callison(L)	2,426
Luzinski	2,263
W. Jones	2,236

EXTRA BASE HITS

Schmidt	1,015
Delahanty	667
Klein(L)	643
Ennis	634
Magee	539
Callison(L)	534
C. Williams(L)	503
Luzinski	497
Allen	472
S. Thompson(L)	456

WALKS

Schmidt	1,507
Ashburn(L)	946
Thomas(L)	946
W. Jones	693
Delahanty	643
V. Hayes(L)	619
Luzinski	572
Hamilton(L)	551
C. Williams(L)	551
Magee	547

INTENTIONAL WALKS

Schmidt	202
Allen	81
Boone	77
Luzinski	74
V. Hayes(L)	74
Dalrymple(L)	71
Kruk(L)	56
Callison(L)	53
Maddox	51
Daulton(L)	51

STRIKEOUTS

Schmidt	1,883
Luzinski	1,098
Allen	1,023
Callison(L)	854
Samuel	824
Taylor	818
V. Hayes(L)	677
Ennis	622
Daulton(L)	595
Seminick	591

STOLEN BASES

Magee	387
Bowa	288
Samuel	249
V. Hayes	202
Ashburn	199
Maddox	189
Schmidt	174
R. Thomas	164
Dykstra	156
Paskert	149

SACRIFICE FLIES

Schmidt	108
Luzinski	53
Maddox	51
Boone	43
V. Hayes(L)	43
Bowa(SW)	36
Allen	32
W. Jones	32
Daulton(L)	30
Gonzalez(L)	29
Montanez(L)	29
Kruk(L)	29

BATTING AVG.

Hamilton(L)	.362
Delahanty	.348
Flick(L)	.345
S. Thompson(L)	.335
Klein(L)	.326
S. Davis	.321
Leach(L)	.312
Ashburn(L)	.311
Kruk(L)	.309
Whitney	.307

ON-BASE PCT.

Kruk(L)	.400
Ashburn(L)	.394
Dykstra(L)	.392
Klein(L)	.383
Hurst(L)	.382
Schmidt	.380
S. Davis	.374
Allen	.371
Rose(SW)	.365
Luzinski	.363
V. Hayes(L)	.363

DOUBLE FIGURES

TEN OR MORE 2B, 3B, HR, SB IN A SEASON

Player	Year	2B	3B	HR	SB
George Wood	1887	22	19	14	19
Roger Connor	1892	37	11	12	22
Ed Delahanty	1893	35	18	19	37
Sam Thompson	1893	37	13	11	18
Sam Thompson	1894	29	27	13	29
Ed Delahanty	1895	49	10	11	46
Sam Thompson	1895	45	21	18	27
Ed Delahanty	1896	44	17	13	37
Elmer Flick	1900	33	16	11	35
Gavvy Cravath	1913	34	14	19	10
Sherry Magee	1914	39	11	15	25
Cy Williams	1920	36	10	15	18
Curt Walker	1922	36	11	12	11
Chuck Klein	1932	50	15	38	20
Johnny Callison	1962	26	10	23	10
Richie Allen	1965	31	14	20	15
Richie Allen	1966	25	10	40	10
Richie Allen	1967	31	10	23	20
Garry Maddox	1977	27	10	14	22
Mike Schmidt	1977	27	11	38	15
Bake McBride	1979	16	12	12	25
Juan Samuel	1984	36	19	15	72
Juan Samuel	1985	31	13	19	53
Juan Samuel	1986	36	12	16	42
Juan Samuel	1987	37	15	28	35

15 OR MORE DOUBLES, TRIPLES, HOME RUNS IN A SEASON

Player	Year	2B	3B	HR
Ed Delahanty	1893	35	18	19
Sam Thompson (L)	1895	45	21	18
Chuck Klein (L)	1932	50	15	38
Johnny Callison (L)	1965	25	16	32
Juan Samuel	1984	36	19	15
Juan Samuel	1987	37	15	28

20 - 20 CLUB

Player	Year	HR	SB
Sam Thompson (L)	1889	20	24
Chuck Klein (L)	1932	38	20
Richie Allen	1967	23	20
Mike Schmidt	1974	36	23
Mike Schmidt	1975	38	29
Juan Samuel	1987	28	35
Von Hayes (L)	1989	26	28

EIGHT HITS, DOUBLEHEADER

Players	Date	AB	2B	3B	HR
Sam Thompson	8/11/94	10	1	2	0
Ed Delahanty	7/13/97	8	1	0	0
Buck Jordan	6/26/38	10	3	0	0
Johnny Wroostek	8/15/46	10	3	0	0
Richie Ashburn	5/20/51	10	0	0	0

HOME RUNS

MOST CAREER, BY POSITION

P — Rick Wise and Larry Christenson	11
C — Andy Seminick	121
1B — Don Hurst	111
2B — Juan Samuel	91
3B — Mike Schmidt	509
SS — Granny Hamner	61
OF — Del Ennis	257
OF — Chuck Klein	241
OF — Greg Luzinski	219
OF — Cy Williams	208

MOST CAREER, BY PARK

Recreation Park	Charlie Bastian	5
Baker Bowl	Chuck Klein	156
Shibe Park/Connie Mack Stadium	Del Ennis	133
Veterans Stadium	Mike Schmidt	265

MOST ONE SEASON, BY PARK

Recreation Park	13 in 1886
Baker Bowl	95 in 1922
Shibe Park/Connie Mack Stadium	77 in 1955
Veterans Stadium	101 in 1977

MOST IN ONE MONTH

Month	Team High	Individual High
April	22 in 1993	Mike Schmidt, 11** in 1976
May	32 in 1980	Cy Williams, 15* in 1923
June	42 in 1977	Mike Schmidt, 14 in 1977
July	41 in 1977	Chuck Klein, 14 in 1929
August	38 in 1950, 1977, 1985	Mike Schmidt, 12 in 1975
September	34 in 1922	Chuck Klein, 9 in 1929
		Mike Schmidt, 9 in 1980
October	8 in 1972	Mike Schmidt, 4** in 1980

* National League Record ** Tied National League Record

MOST IN ONE MONTH - TEAM

42 — June, 1977	38 — August, 1985	35 — June, 1929
41 — July, 1977	37 — August, 1969	35 — July, 1930
38 — July, 1950	37 — June, 1975	35 — June, 1973
38 — August, 1950	36 — August, 1993	
38 — August, 1977	35 — May, 1929	

PITCHERS, CAREER (195)

11 — Larry Christenson, Rick Wise
9 — Steve Carlton, Schoolboy Rowe
7 — Al Orth
6 — Bill Duggleby
5 — Robin Roberts
4 — Grover Alexander, Ken Brett, Jim Bunning, Don Cardwell, Hal Carlson, Phil Collins, Charlie Ferguson, Tommy Greene, Randy Lerch, Lee Meadows, Jimmy Ring, Jack Taylor
3 — Johnny Couch, Wayland Dean, Kevin Gross, Art Mahaffey, Claude Passeau
2 — Dennis Bennett, Ed Daily, Curt Davis, Jack Fifeild, Woody Fryman, Jack Knight, Erskine Mayer, Bob Miller, Clarence Mitchell, David Palmer, Bucky Walters, Doc White
1 — 50 players

HOME RUNS

HOMERING IN 5 STRAIGHT GAMES

Richie Allen, 1969 (May 27-28, 30-June 1)

Mike Schmidt, 1979 (July 6-10)

HOMERING IN 4 STRAIGHT GAMES

Cy Williams, 1926	Ken Brett, 1973
Chuck Klein, 1929	Mike Schmidt, 1975, 1976, 1977, 1979 (twice), 1980 (3 times), 1982, 1984
Don Hurst, 1929	Greg Luzinski, 1977
Johnny Rizzo, 1940	Len Matuszek, 1984
Andy Seminick, 1948	Juan Samuel, 1985
Del Ennis, 1950 (twice)	Pete Incaviglia, 1993, 1994
Stan Lopata, 1957	
Richie Allen, 1967	

CONSECUTIVE HOME RUN GAMES, TEAM

(Since 1911)

CONSECUTIVE GAMES HITTING A HR

Games	Year(s)
14	1922
13	1964
12	1973
11	1987, 1990
10	1929, 1930
	1936, 1953
	1955, 1961
	1980, 1991

CONSECUTIVE GAMES NO HOMERS

Games	Year(s)
30	1918
24	1945
21	1917
19	1934
	Modern Record
12	1960
10	1980

MOST HOME RUNS BY POSITION

(Major Leagues)

POS.	PLAYER	HR Total This Pos.
of	Willie Mays	643
of	Hank Aaron	661
of	Babe Ruth	692
1b	Lou Gehrig	493
2b	Joe Morgan	266
3b	Mike Schmidt	509
ss	Cal Ripken, Jr	302
c	Carlton Fisk	351
p	Wes Ferrell	37

HITTING 10 OR MORE HOMERS – MONTH

Homers	Player	Month,	Year	Homers	Player	Month,	Year
15	Cy Williams	May,	1923	11	Del Ennis	July,	1953
14	Chuck Klein	July,	1929	11	Greg Luzinski	June,	1975
14	Mike Schmidt	June,	1977	11	Mike Schmidt	April,	1976
13	Deron Johnson	July,	1971	11	Mike Schmidt	May,	1979
13	Mike Schmidt	July,	1979	10	Cy Williams	July,	1927
12	Chuck Klein	June,	1932	10	Chuck Klein	July,	1930
12	Dick Allen	June,	1966	10	Chuck Klein	May,	1932
12	Mike Schmidt	Aug.,	1975	10	Willie Jones	July,	1950
12	Mike Schmidt	May,	1980	10	Bill Robinson	Aug.,	1973
12	Mike Schmidt	July,	1982	10	Mike Schmidt	June,	1974
11	Chuck Klein	May,	1929	10	Greg Luzinski	July,	1977

HOME RUNS

INSIDE THE PARK, CAREER

(There have been 189 Inside the Park homers by 91 players since 1905.)

- 17 - Sherry Magee
- 7 - Richie Ashburn, Kitty Bransfield
- 6 - John Titus
- 5 - Richie Allen, Beals Becker, Possum Whitted
- 4 - Mickey Doolan, Hans Lobert, Fred Luderus
- 3 - Harry Anderson, Johnny Bates, Larry Bowa, Johnny Callison, Gavvy Cravath, Red Dooin, George Harper, Ted Kazanski, Chuck Klein, Freddy Leach, Irish Meusel, Dode Paskert, Mike Schmidt, Milt Stock, Cy Williams
- 2 - Dave Bancroft, Denny Doyle, Barney Friberg, Eddie Grant, Von Hayes, Walter Holke, Cliff Lee, Ron Northey, Juan Samuel, Andy Seminick, Denny Sothorn, Bill White, Pinky Whitney, Russ Wrightstone
- 1 - Doug Baird, Juan Bell, John Bolling, Bob Boone, Ed Bouchee, Frank Bruggy, Dave Cash, Frank Corridon, Ernie Courtney, Tony Curry, Kiddo Davis, Spud Davis, Bob Dernier, Vance Dinges, Lenny Dykstra, Del Ennis, Johnny Evers, Chico Fernandez, Ari Fletcher, Kid Gleason, Tony Gonzalez, Granny Hamner, Terry Harmon, Willie Jones, *Oscar Judd, Bill Killefer, Otto Knabe, Bevo LeBourveau, Hal Lee, Joe Lonnett, Bake McBride, *Rube Melton, Johnny Mokon, John Monroe, Mickey Morandini, Fred Osborn, *Buz Phillips, Wally Post, Goldie Rapp, Cookie Rojas, Heinie Sand, Paul Sentelle, *Curt Simmons, Casey Stengel, Tony Taylor, Roy Thomas, Al Todd, Harry Walker, Lee Walls, Del Wilber, Glenn Wilson, Jimmie Wilson

*Pitcher

INSIDE THE PARK, SEASON

Individual	Team
4 - Sherry Magee, 1907	10 - 1913
Beals Becker, 1913	9 - 1907
3 - Kitty Bransfield, 1905	7 - 1905, 1909, 1911
Sherry Magee, 1911	6 - 1917, 1923, 1957
Richie Allen, 1966	

INSIDE THE PARK GRAND SLAMS

8/23/18	Irish Meusel at Cincinnati	6/19/51	Willie Jones at Pittsburgh
7/25/24	George Harper vs Chicago	8/08/56	Ted Kazanski at New York

DID YOU KNOW?

Vance Dinges' inside the parker on July 12, 1946 at Pittsburgh was a **pinch homer** in the 9th inning.

INSIDE THE PARK, VET STADIUM

8/18/72	Larry Bowa vs HOU	6/12/85	Glenn Wilson vs NY
7/10/76	Bob Boone vs SD	7/24/85	Von Hayes vs HOU
7/23/76	Dave Cash vs PIT	8/25/85	Juan Samuel vs SF
7/03/77	Mike Schmidt vs PIT	5/15/89	Bob Dernier vs SF
9/16/78	Mike Schmidt vs NY	7/24/90	Lenny Dykstra vs NY
7/31/79	Bake McBride vs CHI	5/26/92	Mickey Morandini vs ATL
8/21/80	Larry Bowa vs SD	9/24/92	Juan Bell vs CHI
8/30/82	Mike Schmidt vs ATL		

HOME RUNS

BACK-TO-BACK HOMERS

Most, Season – Club: 9 in 1980

Most, Season – Individual: 6 in 1980, Mike Schmidt and Greg Luzinski

Most, Career: 9 – Schmidt/Luzinski and Chuck Klein/Don Hurst

Most, Game-Same Players: 2 by Don Money and Greg Luzinski, at CHI, 10/3/72

Most, Game – Consecutive: 3 (three times)

9/30/77 vs MTL, 2nd inning (Greg Luzinski, Richie Hebner, Garry Maddox) 8/17/85 at CHI, 7th inning (Juan Samuel, Glenn Wilson, Mike Schmidt) 7/26/87 vs ATL, 8th inning (Milt Thompson, Von Hayes, Mike Schmidt)

BACK-TO-BACK LEADOFF HOME RUNS

The National League record for consecutive home runs at the start of a game is three, set by San Diego in 1987. The American League has had back-to-back homers to lead off a game 18 times. The Phillies have hit back-to-back homers to start their half of the inning, twice:

7/29/84 – Juan Samuel and Von Hayes vs MTL

7/07/86 – Gary Redus and Juan Samuel vs ATL

LEAD OFF HOMERS

Most Career

- 14 – Juan Samuel
- 11 – Lenny Dykstra
- 6 – John Briggs
- 6 – Bake McBride
- 6 – George Paskert
- 6 – Tony Taylor
- 4 – Tony Gonzalez
- 4 – Bill Hamilton
- 4 – Heine Sand
- 3 – 5 players
- 2 – 15 players
- 1 – 28 players

Most Season

- 4 – Juan Samuel, 1989
- 4 – Lenny Dykstra, 1993
- 3 – Heine Sand, 1924
- 3 – Leo Norris, 1937
- 3 – John Briggs, 1966
- 3 – Tony Taylor, 1970
- 3 – Bake McBride, 1978
- 3 – Bake McBride, 1979
- 3 – Juan Samuel, 1985
- 3 – Juan Samuel, 1987
- 3 – Phil Bradley, 1988
- 3 – Lenny Dykstra, 1994

Club Record: 6 – 1978 (McBride-3, Martin-2, Schmidt-1)
– 1989 (Samuel-4, Ready-2)

HOMERING 3 TIMES IN A DOUBLEHEADER

5/20/27 – Cy Williams vs CIN

7/15/29 – Chuck Klein vs CHI

7/23/32 – Don Hurst vs BKN

5/10/33 – Chuck Klein vs CIN

8/19/33 – Chuck Klein vs CIN

8/14/40 – Johnny Rizzo at BKN

8/28/48 – Del Ennis at PIT

6/12/49 – Andy Seminick vs STL

5/13/56 – Stan Lopata at PIT

6/08/58 – Harry Anderson at STL

DID YOU KNOW?

Mike Schmidt once hit a ball 329 feet for a single. He hit a speaker mounted on the roof (117 feet high) of the Houston Astrodome, June 10, 1974. The pitcher was Claude Osteen.

HOME RUNS

EXTRA INNING HOMERS

Most Career	Most Season
9 – Mike Schmidt	2 – Gavvy Cravath, 1914
6 – Richie Allen	2 – Jim Tabor, 1946
5 – Gavvy Cravath	2 – Wes Covington, 1961
5 – Del Ennis	2 – Johnny Callison, 1963
5 – Cy Williams	2 – Richie Allen, 1964
4 – Tony Gonzalez	2 – Richie Allen, 1966
4 – Stan Lopata	2 – Willie Montanez, 1971
3 – 5 players	2 – Manny Trillo, 1981
2 – 20 players	2 – John Russell, 1986
1 – 63 players	2 – Mike Schmidt, 1986
	2 – Dave Hollins, 1993

Club Record: 6 – 1986 (Schmidt-2, Russell-2; Stone, Samuel)

TWO, ONE INNING — PLAYER

8/02/49 – Andy Seminick vs CIN, 8th inning

6/11/85 – Von Hayes vs NY, 1st inning*

*First player in history to hit two homers in the first inning

MOST, ONE INNING — CLUB (5)

6/02/49 – vs CIN, 8th inning (Del Ennis, Andy Seminick (2), Willie Jones and Schoolboy Rowe)

FIRST ML HIT A HOME RUN

Date	Phillie	Opponent
4/21/98	Bill Duggleby* + #	vs New York
5/15/22	Tom Sullivan +	at St. Louis
4/19/38	Emmelt Mueller #	vs Brooklyn
8/21/40	Charlie Frye +	at Chicago
8/02/41	Jim Carlin	at St. Louis
7/05/43	Bob Finley	vs St. Louis
9/15/43	Andy Seminick	vs New York
9/14/49	Ed Sanicki #	at Pittsburgh
7/11/54	Jim Command*	at Brooklyn
9/21/56	Bob Bowman	at New York
6/02/57	Dick Farrell +	vs Brooklyn
5/16/75	Larry Christenson +	vs Atlanta
9/22/86	Jeff Bittiger +	at Pittsburgh
7/17/88	Ricky Jordan •	vs Houston
8/26/88	Ron Jones	vs Los Angeles

* Grand Slam + Pitcher # 1st Plate Appearance • 1st All Star

OPPONENTS WITH THREE HOMERS IN A GAME VS PHILS

Date	Opposing Player	Team	Date	Opposing Player	Team
7/12/97	Tom McCreery	vs LOU	7/21/55	Gus Bell	vs CIN
7/26/30	Hack Wilson	vs CHI	6/29/61	Willie Mays*	vs SF
6/24/31	George Watkins	vs STL	7/30/69	Bob Tillman	vs ATL
7/20/33	Floyd Herman	at CHI	5/31/70	Rico Carly	at ATL
7/06/34	Hal Lee	vs BOS	5/16/72	Rick Monday	vs CHI
5/09/37	Al Kampouris	vs CIN	5/09/73	Johnny Bench	vs CIN
7/26/42	Clyde McCullough	vs CHI	5/22/76	Reggie Smith	vs STL
5/30/50	Duke Snider	at BKN	5/17/79	Dave Kingman	at CHI
6/11/52	Hank Sauer	at CHI	5/03/87	Eric Davis	vs CIN
			8/01/87	Andre Dawson	at CHI
			5/26/90	Jeff Treadway	vs ATL

* 10-inning game

EXTRA-INNING INSIDE THE PARK HOMERS

9/21/47	Del Ennis at NY
9/25/64	Richie Allen vs MIL
6/11/65	Johnny Callison vs HOU
8/01/66	Richie Allen vs HOU
5/15/89	Bob Dernier vs SF

HOME RUNS — GAME

THREE IN A GAME — PLAYER

10/09/84	John Manning, of, consecutive
9/15/22	Walt Henline, c-of — at St. Louis
5/11/23	Cy Williams, of (LH) — at St. Louis
7/22/36	John Moore, of (LH), consecutive — vs Pittsburgh
6/02/49	Andy Seminick, c — vs Cincinnati
8/27/51	Del Wilber, c, consecutive — vs Cincinnati
7/23/55	Del Ennis, of — vs St. Louis
9/12/61	Don Demeter, of — at Los Angeles
9/27/64	John Callison, of (LH), consecutive — vs Milwaukee
6/06/65	John Callison, of (LH) — at Chicago
9/29/68	Richie Allen, of, consecutive — at New York
7/11/71	Deron Johnson, 1b, consecutive — vs Montreal
7/07/79	Mike Schmidt, 3b, consecutive — vs San Francisco
6/14/87	Mike Schmidt, 3b, consecutive — at Montreal
8/29/89	Von Hayes, of (LH) — at San Francisco

FOUR IN A GAME — PLAYER

7/13/96	Ed Delahanty
7/10/36	Chuck Klein (LH)* — at Pittsburgh
4/17/76	Mike Schmidt, consecutive* — at Chicago

*10-inning game

SIX HOMERS IN A GAME — CLUB

5/11/23	vs	CHI	—	Williams (3), Mogan (2), Parkinson
8/28/48	at	PIT	—	Ennis (2), Hamner, Lakeman, Seminick, Miller
6/2/49	vs	CIN	—	Seminick (3), Ennis, Jones, Rowe
4/27/65	at	SF	—	Allen (2), Covington, Gonzalez, Dalrymple, Callison
10/3/72	at	CHI	—	Money (2), Luzinski (2), Harmon, B. Robinson
4/17/76	at	CHI	—	Schmidt (4), Boone, Maddox
8/12/77	at	CHI	—	McCarver (2), Carlton, Luzinski, Johnstone, Hutton
8/17/85	at	CHI	—	Daulton (2), Schu, Samuel, Wilson, Schmidt
5/30/93	at	COL	—	Daulton (2), Greene, Duncan, Hollins, Batiste

SIX HOMERS IN A GAME — OPPOSITION

5/17/79	at	CHI	—	Kingman (3), Ontiveros, Martin, Buckner
---------	----	-----	---	---

TWO OR MORE, ONE GAME (CAREER)

44 —	Mike Schmidt	7 —	Don Demeter, Andy Seminick
23 —	Chuck Klein	6 —	Gavvy Cravath, Stan Lopata, Fred Luderus, Don Money, Sam Thompson
20 —	Richie Allen		
17 —	Greg Luzinski	5 —	Cliff Lee, Johnny Moore
14 —	Cy Williams	4 —	11 players
12 —	Willie Jones	3 —	12 players
11 —	Dolf Camilli, Von Hayes	2 —	24 players
10 —	Johnny Callison	1 —	69 players
9 —	Del Ennis		
8 —	Darren Daulton, Don Hurst		

TWO, ONE GAME — PITCHER

6/24/26 —	Jack Knight	8/28/71 —	Rick Wise
7/22/30 —	Phil Collins	9/05/76 —	Larry Christenson
6/23/71 —	Rick Wise	9/30/78 —	Randy Lerch

HOME RUNS — GRAND SLAMS

EXTRA INNINGS

9/04/24	Cy Williams	vs NY	10th
7/18/25	Cy Williams	vs CHI	10th
9/09/58	Wally Post	vs LA	10th
9/16/67	Rick Joseph	vs LA	11th
6/20/71	Deron Johnson	at NY	11th
7/11/83	Mike Schmidt	at CIN	11th
9/17/89	John Kruk	vs STL	12th
8/06/91	Dale Murphy	vs CHI	11th

MOST — ONE SEASON

- 4 — Vince DiMaggio, 1945
- 3 — Chuck Klein, 1929 and 1932; Gene Freese, 1959
- 2 — George Harper, 1924; Cy Williams, 1925 and 1926; Russ Wrightstone, 1927; Doll Camilli, 1937; Andy Seminick, Willie Jones and Del Ennis, 1950; Willie Jones, 1951; Don Demeter, 1962; Dick Stuart, 1965; Richie Allen, 1968; Mike Schmidt, 1973 and 1983; Greg Luzinski, 1976 and 1977; Dave Johnson, 1978; Darren Daulton, 1992 and 1993; Mariano Duncan, 1993

MOST — CAREER

- 7 — Mike Schmidt
- 6 — Willie Jones, Chuck Klein, Cy Williams
- 5 — Richie Allen, Darren Daulton, Del Ennis, Greg Luzinski, Andy Seminick
- 4 — Vince DiMaggio, Russ Wrightstone
- 3 — Lave Cross, Don Demeter, Gene Freese, Granny Hamner, George Harper, Fred Luderus, Garry Maddox, Sam Thompson
- 2 — 24 players
- 1 — 93 players

MOST - ONE GAME, CLUB

- 2 — 4/28/21, Ralph Miller and Lee Meadows

PINCH HITTERS (12)

4/15/26	Cy Williams vs BOS (Larry Benton)
5/02/43	Schoolboy Rowe vs BOS (Alva Javery)
5/18/45	Jimmie Foxx vs STL (Ken Burkhardt)
6/02/45	Vince DiMaggio vs PIT (Al Gerheauser)
4/18/59	Gene Freese vs CIN (Mike Cuellar)
5/26/63	Roy Sievers vs CIN (Bill Henry)
9/16/67	Rick Joseph vs LA (Ron Perranoski)*
7/19/70	Jim Hutto vs LA (Jim Brewer)
4/30/78	Dave Johnson vs SD (Bob Shirley)
6/03/78	Dave Johnson vs LA (Terry Forster)
7/08/78	Bake McBride vs MTL (Rudy May)
9/02/83	Ozzie Virgil vs SF (Gary Lavelle)

*11th inning

PITCHERS (11)

4/21/98	Bill Duggleby vs NY (Cy Seymour)
4/28/21	Lee Meadows vs BOS (Jack Scott)
5/04/23	Lee Meadows vs NY (Art Nehf)
5/12/25	Jimmy Ring vs PIT (Vic Aldridge)
6/23/29	Phil Collins vs BOS (Kent Greenfield) - 2nd game
5/02/43	Schoolboy Rowe vs BOS (Alva Javery)
8/02/62	Art Mahaffey vs NY (Craig Anderson)
8/28/71	Rick Wise vs SF (Don McMahon) - 2nd game
6/24/74	Jim Lonborg vs MTL (Chuck Taylor)
9/27/77	Larry Christenson vs CHI (Dennis Lamp)
5/16/84	Steve Carlton at LA (Fernando Valenzuela)

ULTIMATE GRAND SLAMS

(Grand slam to win the game in the last inning while down by three runs.)

8/02/70	Tony Taylor	vs San Francisco	off Mike Davidson, 0 outs
4/13/83	Bo Diaz	vs New York	off Neil Allen, 2 outs

HOME RUNS — SEASON

30 OR MORE, ONE SEASON

HR PLAYER	YEAR	HR PLAYER	YEAR
48 — Mike Schmidt	1980	35 — Mike Schmidt	1987
45 — Mike Schmidt	1979	34 — Deron Johnson	1971
43 — Chuck Klein (LH)	1929	34 — Greg Luzinski	1975
41 — Cy Williams (LH)	1923	33 — Richie Allen	1968
40 — Chuck Klein (LH)	1930	33 — Mike Schmidt	1985
40 — Richie Allen	1966	32 — Lefty O'Doul (LH)	1929
40 — Mike Schmidt	1983	32 — Stan Lopata	1956
39 — Greg Luzinski	1977	32 — Johnny Callison (LH)	1965
38 — Chuck Klein (LH)	1932	32 — Richie Allen	1969
38 — Mike Schmidt	1975	31 — Don Hurst (LH)	1929
38 — Mike Schmidt	1976	31 — Chuck Klein	1931
38 — Mike Schmidt	1977	31 — Del Ennis	1950
37 — Mike Schmidt	1986	31 — Johnny Callison (LH)	1964
36 — Mike Schmidt	1974	31 — Mike Schmidt	1981
36 — Mike Schmidt	1984	30 — Cy Williams (LH)	1927
35 — Greg Luzinski	1978	30 — Del Ennis	1948
35 — Mike Schmidt	1982	30 — Willie Montanez (LH)	1971

LH - Lefthanded Hitters

TRIOS, ONE SEASON

Chuck Klein	43	Mike Schmidt	38
Lefty O'Doul	32	Greg Luzinski	34
Don Hurst	31	Richie Allen	12
Total in 1929	106	Total in 1975	84
Greg Luzinski	39	Mike Schmidt	35
Mike Schmidt	38	Juan Samuel	28
Richie Hebner	18	Von Hayes	21
Total in 1977	95	Total in 1987	84

DUOS, ONE SEASON

Greg Luzinski	39	Mike Schmidt	48
Mike Schmidt	38	Greg Luzinski	19
Total in 1977	77	Total in 1980	67
Chuck Klein	43	Deron Johnson	34
Lefty O'Doul	32	Willie Montanez	30
Total in 1929	75	Total in 1971	64
Mike Schmidt	38	Mike Schmidt	35
Greg Luzinski	34	Juan Samuel	28
Total in 1975	72	Total in 1987	63

EACH PARK, ONE SEASON

1929 — Chuck Klein	1950 — Dick Sisler
1941 — Danny Litwhiler	1952 — Del Ennis
1944 — Ron Northey	1959 — Wally Post
1948 — Del Ennis	1979 — Mike Schmidt
1950 — Andy Seminick	

DID YOU KNOW?

Chuck Klein (1929) and Andy Seminick (1950) are the only two Phillies to ever hit a home run against every National League team both at home and on the road in the same year.

HOME RUNS – SEASON

MOST PLAYERS WITH 20 HOMERS

- 4 – 1962 Don Demeter, Johnny Callison, Roy Sievers, Tony Gonzalez
- 3 – 1929 Chuck Klein, Lefty O'Doul, Don Hurst
- 1950 Del Ennis, Willie Jones, Andy Seminick
- 1965 Johnny Callison, Dick Stuart, Richie Allen
- 1987 Mike Schmidt, Juan Samuel, Von Hayes

CONSECUTIVE 20 HOME RUN SEASONS

Seasons	Player	Years	Seasons	Player	Years
14	Mike Schmidt	1974-87	5	Del Ennis	1952-56
6	Richie Allen	1964-69	4	Johnny Callison	1962-65
5	Chuck Klein	1929-33	4	Greg Luzinski	1975-78

MOST PLAYERS IN DOUBLE HOME RUN FIGURES

- 7 – 1977 Luzinski, Schmidt, Hebner, Johnstone, Maddox, Boone, McBride
- 1987 Schmidt, Samuel, Hayes, Parrish, James, Aguayo, Wilson
- 1993 Daulton, Incaviglia, Dykstra, Hollins, Kruk, Chamberlain, Duncan
- 6 – 1950 Ennis, Jones, Seminick, Goliat, Sisler, Hamner
- 1955 Ennis, Lopata, Jones, Greengrass, Seminick, Morgan
- 1969 Allen, Hisle, Johnson, Callison, Briggs, Ryan
- 1973 Luzinski, Robinson, Schmidt, Montanez, Unser, Boone
- 1978 Luzinski, Schmidt, Hebner, Boone, Maddox, McBride
- 1984 Schmidt, Virgil, Hayes, Samuel, Lezcano, Matuszek
- 1986 Schmidt, Hayes, Samuel, Wilson, Russell, Redus
- 1988 James, Parrish, Samuel, Schmidt, Bradley, Jordan

MOST MULTIPLE HOME RUN GAMES

- | | |
|------------------------|-------------------------|
| 7 – Richie Allen, 1968 | 5 – Greg Luzinski, 1977 |
| 6 – Cy Williams, 1923 | – Mike Schmidt, 1980 |
| – Chuck Klein, 1931 | – Mike Schmidt, 1983 |
| – Mike Schmidt, 1974 | – Von Hayes, 1989 |

MOST HOME RUNS AT HOME

- 29 – Chuck Klein, 1932
- 26 – Cy Williams, 1923
- Chuck Klein, 1930
- 25 – Chuck Klein, 1929
- Mike Schmidt, 1980
- 24 – Dolf Camilli, 1936
- 22 – Chuck Klein, 1931
- Deron Johnson, 1971
- Mike Schmidt, 1975
- Greg Luzinski, 1977

MOST HOME RUNS ON THE ROAD

- 29 – Mike Schmidt, 1979
- 23 – Richie Allen, 1966
- Mike Schmidt, 1980
- 22 – Del Ennis, 1948
- 21 – Mike Schmidt, 1976
- Mike Schmidt, 1977
- Mike Schmidt, 1983
- 20 – Mike Schmidt, 1984
- Mike Schmidt, 1987
- 19 – Don Demeter, 1962
- Mike Schmidt, 1985

30 HOMERS and 100 RBIs, SAME SEASON

Year	Player	HR/RBI	Year	Player	HR/RBI
1923	Cy Williams (L)	41/114	1975	Greg Luzinski	34/120
1929	Chuck Klein (L)	43/145	1976	Mike Schmidt	38/107
1929	Don Hurst (L)	31/125	1977	Greg Luzinski	39/130
1929	Lefty O'Doul (L)	32/122	1977	Mike Schmidt	38/101
1930	Chuck Klein (L)	40/170	1978	Greg Luzinski	35/101
1931	Chuck Klein (L)	31/121	1979	Mike Schmidt	45/114
1932	Chuck Klein (L)	38/137	1980	Mike Schmidt	48/121
1950	Del Ennis	31/126	1983	Mike Schmidt	40/109
1964	Johnny Callison (L)	31/104	1984	Mike Schmidt	36/106
1965	Johnny Callison (L)	32/101	1986	Mike Schmidt	37/119
1966	Richie Allen	40/110	1987	Mike Schmidt	35/113
1974	Mike Schmidt	36/116			

(Schmidt is the leader with nine 30/100 seasons; Klein had four; Luzinski three; Callison two; five others had one each.)

HOME RUNS – VETERANS STADIUM

TEAM TOTALS

Phillies	1,586
Opponents	1,391
Pirates	159
Expos	158
Mets	156
Cubs	143
Cardinals	128
Reds	126
Braves	122
Dodgers	112
Giants	108
Astros	84
Padres	82
Rockies	9
Marins	4

TOTAL 2,977

LEADING PHILLIES

1.	Mike Schmidt	265
2.	Greg Luzinski	130
3.	Von Hayes	77
4.	Darren Daulton	54
5.	Juan Samuel	52
6.	Garry Maddox	47
7.	Bob Boone	36
8.	Willie Montanez	35
9.	John Kruk	32
	Lenny Dykstra	32
11.	Ricky Jordan	30
12.	Deron Johnson	29
	Dave Hollins	29
14.	Richie Hebner	27
15.	Glenn Wilson	24
16.	Pete Incaviglia	21
17.	Wes Chamberlain	17
18.	Dickie Thon	15
19.	Mariano Duncan	14

LEADING OPPONENTS

1.	Gary Carter	26
2.	Andre Dawson	19
	Barry Bonds	19
4.	Dave Parker	17
	Johnny Bench	17
6.	George Kingman	16
7.	Dale Murphy	15
	Darryl Strawberry	15
9.	Willie Stargell	14
	Ron Cey	14
11.	George Foster	13
	Dusty Baker	13
13.	Hubie Brooks	13
14.	Jack Clark	12
	Darrell Evans	12
	Pedro Guerrero	12
	George Hendrick	12
	Reggie Smith	12
	Ryne Sandberg	12
	Matt Williams	12

Most One Season: Phillies - 101, 1977; Schmidt - 25, 1980
Opponents - 21, 1971 (Pirates); Carter - 7, 1978

UPPER DECK HOMERS

RIGHT FIELD

			SECTION	ROW	SEAT
1.	6/25/71	Willie Stargell (PIT) off Jim Bunning	601	exit	—
2.	7/05/77	Jay Johnstone off Pat Zachry (NY)	509	2	4
3.	8/16/78	Richie Hebner off Bob Welch (LA)	502	2	8
4.	6/27/85	Von Hayes off Kurt Kephire (STL)	501	3	10
5.	4/12/87	Leon Durham (CHI) off Steve Bedrosian	503	1	1
6.	9/15/89	Von Hayes off Scott Terry (STL)	502	1	18
7.	10/07/93	Fred McGriff (ATL) off Tommy Greene	501	1	12

CENTER FIELD

1.	6/27/71	Roberto Clemente (PIT) off Joe Hoerner	—	—	—
2.	8/20/71	Richie Allen (LA) off Barry Lersch	—	—	—
3.	5/16/72	Greg Luzinski off Burt Hooton (LA)	—	—	—
4.	8/21/73	Nate Colbert (SD) off Ken Brett	—	—	—
5.	6/02/74	Greg Luzinski off Randy Moffit (SF)	—	—	—
6.	4/17/75	Mike Schmidt off Ray Burris (CHI)	—	—	—

LEFT FIELD (500 Level Only)

1.	4/17/71	Earl Williams (ATL) off Barry Lersch	—	—	—
2.	5/22/71	Lee May (CIN) off Barry Lersch	—	—	—
3.	6/26/71	Bob Robertson (PIT) off Billy Wilson	—	—	—
4.	9/07/71	Greg Luzinski off R. Cleveland (STL) <small>(HMLHR)</small>	570	3	3
5.	6/03/72	Johnny Bench (CIN) off Steve Carlton	571	3	—
6.	8/18/72	Deron Johnson off Dave Roberts (HOU)	570	—	—
7.	5/09/73	Johnny Bench (CIN) off Steve Carlton	—	—	—
8.	7/10/73	Greg Luzinski off Tom House (ATL)	572	4	8
9.	7/11/73	Dusty Baker (ATL) off Mike Wallace	571	3	4
10.	7/11/73	Greg Luzinski off Jim Freeman (ATL)	580	5	4
11.	8/22/73	Bill Robinson off Steve Arlin (SD)	569	—	—
12.	8/27/73	Dave Kingman (SF) off Jim Lonborg	570	5	—
13.	9/01/73	Mike Anderson off Balor Moore (MTL)	573	4	—
14.	6/01/74	Mike Schmidt off Mike Caldwell (SF)	575	3	3
15.	7/29/74	Mike Schmidt off Jerry Reuss (PIT)	571	1	3
16.	7/18/75	Mike Schmidt off Wayne Granger (HOU)	569	7	8
17.	8/10/75	Gary Matthews (ATL) off Dick Ruthven	—	—	—
18.	5/08/76	Greg Luzinski off Tommy John (LA)	578	1	6
19.	10/10/76	Greg Luzinski off Pat Zachry (NY)	574	3	8
20.	7/05/77	Mike Schmidt off Pat Zachry (NY)	569	1	8
21.	7/13/77	Greg Luzinski off Tom Underwood (STL)	575	4	8
22.	7/13/77	Greg Luzinski off Tom Underwood (STL)	570-571	4	aisle
23.	9/30/77	Greg Luzinski off Stan Bahnsen (MTL)	571-572	3	aisle
24.	5/19/79	Tony Perez (MTL) off Doug Bird	580	2	—
25.	5/16/82	Gary Matthews off Albee Hammaker (SF)	—	—	—
26.	7/07/82	Gary Matthews off Tim Lollar (SD)	572	1	—
27.	8/29/83	Luis Salazar (SD) off Steve Carlton	570	1	—
28.	8/31/84	Chili Davis (SF) off Jerry Koosman	578	2	—
29.	5/27/85	John Russell off Mark Thurmond (SD)	575	1	4
30.	8/27/85	Carmelo Martinez (SD) off Dave Rucker	571	1	3
31.	6/25/86	Mike Schmidt off Scott Sanderson (CHI)	571	2	4
32.	8/09/87	Jack Clark (STL) off Bruce Ruffin	573	6	4
33.	9/13/88	Andre Dawson (CHI) off Bill Dawley	573	2	5
34.	7/28/89	Charlie Hayes off Rick Reed (PIT)	577	3	4
35.	7/06/91	Hubie Brooks (NY) off Bruce Ruffin	—	—	—
36.	8/20/91	Wes Chamberlain off John Smiley (PIT)	570	3	3
37.	5/13/92	Matt Williams (SF) off Kyle Abbott	570	2	2
38.	6/22/93	Francisco Cabrera (ATL) off Danny Jackson	570	2	4
39.	7/31/93	Pete Incaviglia off Dave Otto (PIT)	570	2	6
40.	4/13/94	Ellis Burks (COL) off Ben Rivera	575	3	16

*Post-season

PINCH HITTING

TEAM TOTALS

Year	AVG.	AB	H	HR	RBI
1950	.250	124	31	2	21
1951	.167	146	29	2	14
1952	.204	113	23	4	16
1953	.219	137	30	2	19
1954	.225	120	27	2	20
1955	.210	138	29	2	16
1956	.217	180	39	2	39
1957	.178	163	29	5	21
1958	.308*	208	64*	11*	64*
1959	.247	215	53	9*	53
1960	.195	261	51	4	30
1961	.219	260	57	2	30
1962	.203	227	46	2	28
1963	.198	217	43	8*	36*
1964	.232	215	50	2	30*
1965	.202	228	46	2	24
1966	.212	208	44	1	19
1967	.184	255	47	3	26
1968	.242	186	45*	5*	23
1969	.156	173	27	0	14
1970	.242	207	50	6*	41
1971	.196	184	36	3	17
1972	.213	221	47*	5*	21
1973	.256	227	58	4	29
1974	.281	210	59	9*	41
1975	.247	247	61	4	42
1976	.233	215	50	1	21
1977	.249	213	53	2	42
1978	.193	218	42	8*	40
1979	.229	218	50	5	29
1980	.276	174	48	0	25
1981	.227	132	30	2	17
1982	.217	189	41	0	23
1983	.242	227	55	4	35
1984	.241	290	70	10	60
1985	.205	244	50	4	29
1986	.267	224	60	6	32
1987	.233	258	60	4	21
1988	.230	243	56	1	23
1989	.199	286	57	3	30
1990	.211	246	52	4	29
1991	.241	245	59	2	33
1992	.233	219	51	4	26
1993	.253	198	50	2	26
1994	.272	147	40	3	27

*League Leader

TEAM LEADER (minimum 16 ABs)

Player	AVG.	AB	H	HR	RBI
Dick Whitman	.308	39	12*	0	5
Bill Nicholson	.306	36	11	0	9
Bill Nicholson	.250	32	8	3	10
Connie Ryan	.350	20	7	1	4
Eddie Waitkus	.350	20	7	0	1
Smoky Burgess	.353	17	6	1	7
Glen Gorbous	.265	34	9	1	3
Solly Hemus	.273	33	9	0	0
Ron Northey	.269	26	7	1	5
Bob Bowman	.419*	31	13	3	9
Dave Philley	.395	38	15	0	11
Bobby Gene Smith	.315	35	11	1	8
Tony Gonzalez	.375	16	6	1	3
Wes Covington	.300	30	9	0	6
Wes Covington	.320	25	8	2	9
John Herrnstein	.333	21	7	1	5
Alex Johnson	.296	27	8	1	1
Doug Clemens	.245	49	12	0	8
Doug Clemens	.204	54	11	0	4
Rick Joseph	.292	24	7	2	3
Terry Harmon	.222	18	4	0	0
Rick Joseph	.297	37	11	3	7
Byron Browne	.259	27	7	1	2
Tommy Hutton	.421*	19	8	0	3
M. Rogodzinski	.340	47	16*	2	7
Tony Taylor	.370	46	17	2	12
Jay Johnstone	.400	25	10	1	6
Ollie Brown	.346	26	9	1	8
Dave Johnson	.346	26	9	1	11
Dave Johnson	.316	19	6	2	11
Del Unser	.304	46	14	4	14
Del Unser	.316	38	12	0	6
George Vukovich	.455	11	5	1	3
Greg Gross	.358	53	19*	0	7
Pete Rose	.364	22	8	0	2
Len Matuszek	.417	24	10	3	10
Jeff Stone	.278	18	5	1	1
Jeff Stone	.333	21	7	1	3
Keith Hughes	.421	19	8	0	3
Tommy Barrett	.381	21	8	0	2
Randy Ready	.263	19	5	1	3
Randy Ready	.267	45	12	0	5
Jim Lindeman	.361	36	13	0	2
Jim Lindeman	.400	20	8	1	5
Milt Thompson	.320	25	8	0	3
Pete Incaviglia	.350	20	7	1	3

Most Pinch Hits, Career

117	Greg Gross (L)
53	Tony Taylor
52	Tommy Hutton (L)
47	Tim McCarver (L)
43	Ricky Jordan
37	Dave Philley (SW)
35	John Briggs (L)
35	Del Unser (L)
33	Wes Covington (L)
33	Cy Williams (L)

Most Pinch Hits, Season

20	Roy (Doc) Miller, 1913 (L)
19	Greg Gross, 1982 (L)
18	Rene Monteagudo, 1945 (L)
18	Dave Philley, 1958 (SW)
17	Tony Taylor, 1974
16	Mike Rogodzinski, 1973 (L)
16	Ricky Jordan, 1993
15	Harry McCurdy, 1933 (L)
15	Schoolboy Rowe, 1943
15	Dave Philley, 1959 (L)
15	Greg Gross, 1987 (L)

PINCH HITTING

YEARLY LEADERS IN PINCH HITS

Year	PH	Player	Year	PH	Player	Year	PH	Player
1883-91		no player had a PH	1916	6	Claude Cooper	1953	7	Connie Ryan
1892	1*	Charlie Reilly	1917	5	Frank Schulte		7	Eddie Waikus
1893	2*	John Sharratt	1918	8*	Mike Fitzgerald	1954	6	Smoky Burgess
1894	2*	Mike Grady	1919	6	Gavvy Cravath	1955	9	Glenn Gorbous
1895	2*	Tuck Tucker	1920	12*	Gavvy Cravath	1956	14*	Frank Baumholtz
1896	1	Ed Delahanty	1921	9	Bevo LeBoureau	1957	7	Ron Northey
	1	Bill Hulen	1922	4	Bevo LeBoureau	1958	18*	Dave Philley
1897	1	Jack Boyle	1923	6	Clarence Mitchell	1959	15	Dave Philley
	1	Kid Carsey	1924	7	Butch Henline	1960	12	Clay Dalrymple
	1	Jack Clements	1925	6	Russ Wrightstone	1961	6	Tony Gonzalez
	1	Billy Nash	1926	6	Wayland Dean	1962	9	Wes Covington
	1	Al Orth	1927	7	Jack Scott	1963	8	Wes Covington
1898	2	Al Orth	1928	7	Cy Williams	1964	7	John Herrnstein
1899	2	Pearce Chiles	1929	9	Cy Williams	1965	8	Alex Johnson
	2	Ed Delahanty	1930	8	Harry McCurdy	1966	12	Doug Clemens
	2	Nap Lajoie		8	Tripp Sigman	1967	11	Doug Clemens
1900	1	Klondike Douglass		8	Cy Williams	1968	11	Rick Joseph
1901	1	Jack Dunn	1931	7	Harry McCurdy	1969	4	Terry Harmon
	1	Al Orth	1932	5	Fred Brickell	1970	11	Rick Joseph
	1	Rabbit Slagle	1933	15*	Harry McCurdy	1971	7	Byron Browne
1902	2	Fred Jacklitsch	1934	7	Harvey Hendrick	1972	8	Tommy Hutton
1903	3	Red Doolin	1935	5	Al Todd	1973	16*	Mike Rogodzinski
	3	Frank Roth	1936	8	Jimmie Wilson	1974	17	Tony Taylor
1904	4*	Frank Roth	1937	7	Earl Browne	1975	11	Tommy Hutton
1905	3	Red Doolin		7	Johnny Moore	1976	9	Ollie Brown
	3	Hugh Duffy	1938	5	Cap Clark	1977	10	Tommy Hutton
	3	Otto Krueger	1939	8	Emmett Mueller	1978	9	Jose Cardenal
1906	1	Jerry Donovan	1940	4	Herschel Martin	1979	14	Del Unser
	1	Red Doolin		4	Emmett Mueller		14	Greg Gross
	1	John Lush		4	Bennie Warren	1980	12	Del Unser
	1	John Titus	1941	5	Chuck Klein	1981	6	Greg Gross
	1	Joe Ward		5	John Rizzo	1982	19*	Greg Gross
1907	7*	Willred Osborn	1942	5	Earl Naylor	1983	11	Joe Lefebvre
1908	3	Ernie Courtney	1943	15*	Schoolboy Rowe	1984	13	Greg Gross
1909	5	Joe Ward	1944	8	Coaker Triplett	1985	7	Greg Gross
1910	3	Red Doolin	1945	18*	Rene Monteagudo		7	Derrell Thomas
	3	Jimmy Walsh	1946	8	Lou Novikoff	1986	13	Greg Gross
1911	4	John Titus	1947	9	Charlie Gilbert	1987	15	Greg Gross
1912	7	Roy Miller	1948	7	Bama Rowell	1988	13	Greg Gross
1913	20*	Roy Miller		7	Harry Walker	1989	11	Curt Ford
1914	10	Josh Devore	1949	7	Buddy Blattner	1990	12	Randy Ready
1915	3	Dode Paskert	1950	12*	Dick Whitman	1991	13	Jim Lindeman
	3	Bud Weiser	1951	11	Bill Nicholson	1992	13	Jeff Grotewold
			1952	8	Bill Nicholson	1993	16	Ricky Jordan
						1994	8	Tony Longmire

* League Leader

PINCH HOMERS, CAREER

(There have been 238 pinch homers hit in Phillies history by 135 players)

- 9 — Cy Williams
- 6 — Gavvy Cravath, Rick Joseph, Del Unser
- 5 — Gene Freese, Bill Nicholson
- 4 — Bob Bowman, Ollie Brown, Johnny Callison, Dave Hollins, Wally Post, Rip Repulski
- 3 — Luis Aguayo, Jeff Grotewold, Von Hayes, Tommy Hutton, Dave Johnson, Deron Johnson, Stan Lopata, Jerry Martin, Len Matuszek, John Russell, Tony Taylor
- 2 — 32 Players
- 1 — 80 Players

MOST PINCH HOMERS, SEASON

- 5 — Gene Freese (1959)
- 4 — Rip Repulski (1958), Del Unser (1979)
- 3 — Cy Williams (1928), Bill Nicholson (1952), Bob Bowman (1958), Wally Post (1958), Rick Joseph (1970), Jerry Martin (1978), Len Matuszek (1984), Dave Hollins (1990)*, Jeff Grotewold (1992)

*Has hit one from each side of the plate.

PINCH HOMERS CONSECUTIVE AT BATS

- | | |
|-------------------------|--|
| 3 — Del Unser — 6/30/79 | 2 — Cy Williams — 6/02/28, 6/06/28 |
| 7/05/79 | Lefty O'Doul — 9/09/30, 9/13/30 |
| 7/10/79 | Rip Repulski — 8/22/58, 8/24/58 |
| | Gene Freese — 4/18/59, 4/23/59 |
| | Jerry Martin — 5/18/78, 5/26/78 |
| | Jeff Grotewold — 7/7/92 (gm 2), 7/8/92 |

RUNS BATTED IN

BY THE MONTH

April	Von Hayes, 1989 (22)	July	Chuck Klein, 1929 (40)
May	Cy Williams, 1923 (44)	August	Don Demeter, 1962 (31)
June	Chuck Klein, 1930 (36)	Sept.	Gary Matthews, 1981 (31)

MOST IN ONE MONTH

44	Cy Williams, 1923 (May)	33	Chuck Klein, 1932 (June)
40	Chuck Klein, 1929 (July)	33	Greg Luzinski, 1973 (June)
39	Del Ennis, 1950 (July)	32	Don Hurst, 1932 (May)
38	Pinky Whitney, 1932 (July)	32	Chuck Klein, 1930 (May)
38	Chuck Klein, 1930 (July)	32	Del Ennis, 1954 (May)
36	Chuck Klein, 1930 (June)	32	Mike Schmidt, 1974 (June)
34	Don Hurst, 1929 (July)	32	Greg Luzinski, 1977 (July)
34	Dick Allen, 1966 (June)	32	Mike Schmidt, 1979 (July)
33	Chuck Klein, 1929 (May)		

MOST CONSECUTIVE GAMES WITH AN RBI

10	Pinky Whitney, 1931	8	Don Hurst, 1929 Buzz Arlett, 1931
9	Pinky Whitney, 1928 Don Hurst, 1932		Don Hurst, 1932 Chuck Klein, 1932 Wes Schulmerich, 1933
			Del Ennis, 1955 Mike Schmidt, 1984 Darren Daulton, 1992

MOST, ONE GAME — PHILLIES

RBI	Player	Date	Opponent
8	Kitty Branstield	7/11/10	at Pittsburgh
	Gavvy Cravath	8/08/15	at Cincinnati
	Willie Jones	8/20/58	at St. Louis
	Mike Schmidt	4/17/76 (10 inn.)	at Chicago
7	Ed Delahanty	7/13/94	at Chicago
	Lee Krig	4/28/11	at Brooklyn
	Cy Williams	5/20/27	vs Cincinnati
	Dolf Camilli	4/19/35	vs New York
	Granny Hamner	7/17/48	at St. Louis
	Del Ennis	7/27/50	vs Chicago
	Del Ennis	7/23/55	vs St. Louis
	Don Demeter	9/12/61	at Los Angeles
	Richie Allen	9/29/68	at New York
	Greg Luzinski	6/11/77	at Atlanta

MOST, ONE GAME — OPPOSITION

RBI	Player	Date	Opponent
8	Babe Herman	7/20/33	at Chicago
	Mel Ott	5/11/36	vs New York
	Alex Kampouris	5/09/37	vs Cincinnati
	Ed Bailey	7/22/65	at Chicago
	Chris Speier	9/22/82	at Montreal
7	George Kelly	7/25/28	vs Cincinnati
	Pie Traynor	6/06/30	vs Pittsburgh
	Frank Demaree	7/26/36	vs Chicago
	Dom Dallessandro	8/26/41	vs Chicago
	Johnny Bench	5/09/73	vs Cincinnati
	Joe Morgan	8/19/74	at Cincinnati
	Bill Buckner	5/17/79	at Chicago
	George Hendrick	6/29/82	vs St. Louis
	Will Clark	7/14/91	vs San Francisco

STOLEN BASES

Year	TEAM				Player	INDIVIDUAL			
	ATT.	SB	CS	PCT.		ATT.	SB	CS	PCT
1951	91	63	28	.692	Richie Ashburn	35	29	6	.829
1952	101	60	41	.594	Richie Ashburn	27	16	11	.593
1953	63	42	21	.667	Richie Ashburn	20	14	6	.700
1954	57	30	27	.526	Richie Ashburn	19	11	8	.579
1955	76	44	32	.579	Richie Ashburn	32	12	10	.545
1956	68	45	23	.662	Richie Ashburn	11	10	1	.909
1957	83	57	26	.687	Chico Fernandez	23	18	5	.783
1958	84	51	33	.607	Richie Ashburn	42	30	12	.714
1959	85	39	46	.459	Richie Ashburn	20	9	11	.450
1960	93	45	48	.484	Tony Taylor	37	26	11	.703
1961	86	56	30	.651	Tony Gonzalez	20	15	5	.750
1962	121	79	42	.653	Tony Taylor	29	20	9	.690
1963	95	56	39	.589	Tony Taylor	32	23	9	.719
1964	65	30	35	.462	Tony Taylor	20	13	7	.650
1965	78	46	32	.590	Richie Allen	17	15	2	.882
1966	98	56	42	.571	Bill White	22	16	6	.727
1967	141	79	62	.560	Richie Allen	25	20	5	.800
1968	109	58	51	.532	Tony Taylor	27	22	5	.815
1969	122	73	49	.598	Tony Taylor	29	19	10	.655
1970	136	72	64	.529	Larry Bowa	36	24	12	.667
1971	102	63	39	.618	Larry Bowa	39	28	11	.718
1972	92	42	50	.457	Larry Bowa	26	17	9	.654
1973	86	41	45	.477	Larry Bowa	16	10	6	.625
1974	98	51	47	.520	Larry Bowa	50	39	11	.780
1975	173	115	58	.665	Mike Schmidt	41	29	12	.707
1976	183	126	57	.689	Larry Bowa	38	30	8	.789
1977	197	127	70	.645	Larry Bowa	35	32	3	.914
1978	203	135	68	.665	Garry Maddox	40	33	7	.825
1979	210	152	58	.724	Garry Maddox	39	26	13	.667
1980	204	128	76	.627	Lonnie Smith	46	33	13	.717
1981	212	140	62	.660	Lonnie Smith	31	21	10	.677
1982	151	103	48	.682	Bob Dernier	54	42	12	.778
1983	204	128	76	.627	Bob Dernier	42	35	7	.833
1984	246	186	60	.756	Juan Samuel	87	72	15	.809
1985	173	122	51	.705	Juan Samuel	72	53	19	.736
1986	212	153	59	.722	Milt Thompson	23	19	4	.826
1987	180	111	49	.694	Milt Thompson	56	46	10	.821
1988	161	112	49	.696	Juan Samuel	43	33	10	.767
1989	156	106	50	.679	Von Hayes	35	28	7	.800
1990	143	108	35	.755	Lenny Dykstra	38	33	5	.868
1991	122	92	30	.754	Lenny Dykstra	28	24	4	.857
1992	158	127	31	.804	Lenny Dykstra	35	30	5	.857
1993	123	91	32	.740	Lenny Dykstra	49	37	12	.755
1994	91	67	24	.736	Lenny Dykstra	19	15	4	.789

SEASON LEADER BY POSITION

P	Johnny Lush	6	1906
C	Red Doon	20	1908
1B	Kitty Bransfield	30	1908
2B	Juan Samuel	72	1984
SS	Larry Bowa	39	1974
3B	Hans Lobert	41	1913
LF	Sherry Magee	55	1906
CF	Von Hayes	48	1984
RF	Elmer Flick	35	1900

MOST STEALS, ONE GAME - CLUB

- 11 — July 12, 1906 at STL (Sherry Magee 4, Kid Gleason 2, Red Doon, Mickey Doolan, Johnny Lush, Roy Thomas and John Titus 1)
- 10 — August 31, 1906 vs NY (Sherry Magee 4, Kitty Bransfield, Mickey Doolan, Kid Gleason, Paul Sentelle, Roy Thomas and John Titus 1)

STEALS OF HOME

MOST, PHILLIES CAREER

- 20 — Sherry Magee
- 6 — Hans Lobert, Tony Taylor
- 5 — Ed Grant
- 4 — Larry Bowa, Irish Meusel
- 3 — Doug Baird, Herschel Martin
- 2 — Richie Allen, Richie Ashburn, Kitty Bransfield, Gavvy Cravath, Red Dooin, Mike Fitzgerald, Granny Hamner, George Harper, Chuck Klein, Otto Knabe, Danny Murtaugh, Gene Paulette, Roy Thomas, John Titus, Eddie Waitkus, Harry Walker, George Whitted, Jim Wilson, Russ Wrightstone
- 1 — 43 players; last Ricky Jordan, 9/29/92

MOST SEASON, PLAYER

- 3 — Sherry Magee, 1905, 1906, 1907, 1912
- 3 — Hans Lobert, 1913
- 3 — Doug Baird, 1919
- 2 — done 12 times; last by Larry Bowa, 1970

MOST SEASON, CLUB

- 7 — 1908, 1919
- 6 — 1907
- 5 — 1905, 1912, 1913, 1920
- 4 — 1906, 1916, 1939
- 3 — done 8 times; last, 1967

DID YOU KNOW

Sherry Magee holds a unique distinction in regard to steals of home. He is the ONLY player in history to achieve EACH of the following:

- Stole home twice in one game (7/20/12)
- Stole home in extra innings (9/19/13, 10th inning)
- Stole 2nd, 3rd and home in one inning (7/12/06, 9th inning)

STOLEN BASES

MOST PLAYERS WITH 20 STEALS

- 6 — 1908 Sherry Magee, Kitty Bransfield, Eddie Grant, Otto Knabe, John Titus, Red Dooin
- 4 — 1900 Roy Thomas, Elmer Flick, Jimmy Slagle, Nap Lajoie
- 1901 Elmer Flick, Ed Delahanty, Roy Thomas, Monte Cross
- 1909 Sherry Magee, Eddie Grant, John Titus, Johnny Bates
- 1910 Sherry Magee, Johnny Bates, Eddie Grant, John Titus
- 1911 Hans Lobert, Dode Paskert, Otto Knabe, Sherry Magee
- 1916 Possum Whitted, Dode Paskert, Milt Stock, Bert Niehoff
- 1979 Garry Maddox, Bake McBride, Larry Bowa, Pete Rose

MOST BY TWO TEAMMATES

- 120 — 1984 Juan Samuel (72), Von Hayes (48)
- 81 — 1987 Milt Thompson (46), Juan Samuel (35)
- 80 — 1910 Sherry Magee (49), Johnny Bates (31)
- 77 — 1906 Sherry Magee (55), Roy Thomas (22)
- 75 — 1905 Sherry Magee (48), Kitty Bransfield (27)

MOST BY THREE TEAMMATES

- 147 — 1984 Juan Samuel (72), Von Hayes (48), Jeff Stone (27)
- 106 — 1900 Roy Thomas (37), Elmer Flick (35), Jimmy Slagle (34)
- 105 — 1910 Sherry Magee (49), Johnny Bates (31), Eddie Grant (25)

YEARLY BATTING LEADERS

Year	Games		At Bats		Runs		Hits	
1883	Farrar	99	Purcell	425	Purcell	70	Purcell	114
1884	Farrar	111	McClellan	450	Andrews	74	McClellan	116
1885	two with	111	Manning	445	Andrews	77	Mulvey	119
1886	Farrar	118	G Wood	450	Andrews	93	G Wood	123
1887	Fogarty	126	Fogarty	495	G Wood	118	Andrews	151
1888	Farrar	131	Andrews	528	Andrews	75	Andrews	126
1889	Farrar	130	Mulvey	544	Fogarty	107	S Thompson	158
1890	Allen	133	S Thompson	509	Hamilton	133	S Thompson	#172
1891	Myers	135	S Thompson	550	Hamilton	*141	Hamilton	*179
1892	Connor	155	S Thompson	609	Hamilton	132	S Thompson	186
1893	two with	132	S Thompson	*600	Delahanty	145	S Thompson	*222
1894	Hamilton	131	Hamilton	559	Hamilton	*196	Hamilton	223
1895	Boyle	133	Boyle	*565	Hamilton	*166	S Thompson	211
1896	Delahanty	123	S Thompson	517	Delahanty	131	Delahanty	198
1897	Cooley	133	Cooley	*566	Cooley	124	Delahanty	200
1898	two with	149	Cooley	629	Cooley	123	Lajoie	200
1899	M Cross	154	Lauder	583	Thomas	137	Delahanty	*234
1900	Slagle	141	Slagle	574	Thomas	*134	Flick	207
1901	two with	138	two with	542	Flick	111	Delahanty	192
1902	two with	138	S Barry	543	Thomas	89	S Barry	156
1903	two with	138	S Barry	550	Thomas	88	Thomas	156
1904	Gleason	153	Gleason	587	Thomas	92	Gleason	161
1905	three with	155	Gleason	608	Thomas	118	Magee	180
1906	two with	154	Magee	563	Thomas	81	Magee	159
1907	two with	145	Titus	523	Magee	75	Magee	165
1908	Osborn	152	Grant	*598	Magee	79	Bransfield	160
1909	Grant	154	Grant	*631	Grant	75	Grant	170
1910	Magee	154	Grant	579	Magee	*110	Magee	172
1911	Paskert	153	Paskert	560	Knabe	99	Luderus	166
1912	Luderus	148	Luderus	572	Paskert	102	Paskert	170
1913	Luderus	155	Luderus	588	Lobert	98	Cravath	*179
1914	Cravath	149	Magee	544	Magee	96	Magee	*171
1915	Bancroft	153	Bancroft	563	Cravath	*89	Luderus	157
1916	Paskert	149	Paskert	555	Paskert	82	Paskert	155
1917	Luderus	154	Whitted	553	Paskert	78	Whitted	155
1918	Luderus	125	Bancroft	499	Bancroft	69	Luderus	135
1919	Luderus	138	Meusel	521	Meusel	65	Meusel	159
1920	C Williams	148	C Williams	590	C Williams	88	C Williams	192
1921	C Williams	146	C Williams	562	C Williams	67	C Williams	180
1922	C Williams	151	C Williams	584	Walker	102	Walker	196
1923	Holke	147	Holke	562	C Williams	98	Holke	175
1924	two with	148	Holke	563	C Williams	101	C Williams	183
1925	Sand	148	Sand	496	Harper	86	Harper	173
1926	Sand	149	Sand	567	Sand	99	Leach	162
1927	F Thompson	153	F Thompson	597	Sand	87	F Thompson	181
1928	F Thompson	152	F Thompson	634	F Thompson	99	F Thompson	182
1929	three with	154	O'Doul	638	O'Doul	152	O'Doul	*254
1930	Klein	156	Klein	648	Klein	*158	Klein	250
1931	Klein	148	Klein	594	Klein	#121	Klein	200
1932	three with	154	Klein	650	Klein	*152	Klein	*226
1933	two with	152	Fullis	647	Klein	101	Klein	*223
1934	Bartell	146	Bartell	604	Bartell	102	Allen	192
1935	two with	156	Allen	645	Allen	90	Allen	198
1936	Norris	154	Norris	581	Camilli	106	Chiozza	170
1937	Scharein	146	Martin	579	Martin	102	Whitney	166
1938	Arnovich	139	Arnovich	502	Martin	58	Martin	139
1939	May	135	Arnovich	491	Arnovich	68	Arnovich	159
1940	Mahan	146	Mahan	544	May	59	May	147
1941	Bragan	154	Litwhiler	590	Etten	78	Litwhiler	180
1942	Litwhiler	151	Litwhiler	591	Litwhiler	59	Litwhiler	160

* League Leader # Tied for League Lead

YEARLY BATTING LEADERS

Year	Games	At Bats	Runs	Hits				
1943	Northey	147	Northey	586	Northey	72	Northey	163
1944	Lupien	153	Lupien	597	Adams	86	Lupien	169
1945	Wasdell	134	Antonelli	504	Wasdell	65	Wasdell	150
1946	Wyrostek	145	Wyrostek	545	Wyrostek	73	Ennis	169
1947	Verban	155	Ennis	541	Walker	79	Walker	181
1948	Ennis	15	Ennis	589	Ennis	66	Ennis	171
1949	three with	154	Ashburn/ Hamner	#662	Ennis	92	Ashburn	188
1950	two with	157	Waitkus	641	Waitkus	102	Ennis	180
1951	Ashburn	154	Ashburn	643	Ashburn	92	Ashburn	*221
1952	two with	154	Ashburn	613	Ashburn	93	Ashburn	173
1953	Ashburn	156	Ashburn	622	Ashburn	110	Ashburn	*205
1954	two with	153	Hamner	596	Ashburn	111	Hamner	178
1955	two with	146	Ennis	564	Ashburn	91	Ashburn	180
1956	Ashburn	154	Ennis	630	Lopata	96	Ashburn	190
1957	Ashburn	156	Ashburn	626	Ashburn	93	Ashburn	186
1958	Ashburn	152	Ashburn	615	Ashburn	98	Ashburn	*215
1959	Ashburn	153	Ashburn	564	Ashburn	86	Ashburn	150
1960	Herrera	145	Herrera	512	Taylor	66	Taylor	145
1961	Callison	138	Callison	455	Callison	74	Callison	121
1962	Callison	157	Taylor	625	Callison	107	Callison	181
1963	two with	157	Taylor	640	Taylor	102	Taylor	180
1964	two with	162	Callison	654	Allen	*125	Allen	201
1965	Allen	161	two with	619	two with	93	Allen	187
1966	B White	159	Rojas	626	Allen	112	Callison	169
1967	two with	149	Callison	556	Allen	89	Gonzalez	172
1968	two with	152	Rojas	621	Allen	87	Rojas	144
1969	Hisle	145	Taylor	557	Allen	79	Taylor	146
1970	Johnson	159	Johnson	574	Taylor	74	Johnson	147
1971	Bowa	159	Bowa	*650	Montanez	78	Bowa	162
1972	two with	152	Bowa	579	Bowa	67	Luzinski	158
1973	Luzinski	161	Luzinski	610	Luzinski	76	Luzinski	174
1974	three with	162	Cash	*687	Schmidt	108	Cash	206
1975	Cash	162	Cash	*699	Cash	111	Cash	*213
1976	two with	160	Cash	*666	Schmidt	112	Cash	189
1977	two with	154	Bowa	624	Schmidt	114	Bowa	175
1978	Bowa	156	Bowa	654	Schmidt	93	Bowa	195
1979	Rose	163	Rose	628	Schmidt	109	Rose	208
1980	Rose	162	Rose	655	Schmidt	104	Rose	185
1981	Rose	107	Rose	431	Schmidt	*78	Rose	*140
1982	two with	162	Rose	634	Schmidt	108	Matthews	173
1983	DeJesus	158	Schmidt	534	Schmidt	104	Schmidt	136
1984	Samuel	160	Samuel	*701	Samuel	105	Samuel	191
1985	two with	161	Samuel	*663	Samuel	101	Samuel	175
1986	Schmidt	160	V Hayes	610	V Hayes	#107	V Hayes	187
1987	Samuel	160	Samuel	*655	Samuel	113	Samuel	178
1988	Samuel	157	Samuel	629	Bradley	77	Samuel	153
1989	V Hayes	154	Herr	561	V Hayes	93	Herr	161
1990	C Hayes	152	Dykstra	590	Dykstra	106	Dykstra	#192
1991	Murphy	153	Murphy	544	Kruk	84	Kruk	158
1992	Hollins	156	Hollins	586	Hollins	104	Kruk	164
1993	Dykstra	161	Dykstra	*637	Dykstra	*143	Dykstra	*194
1994	Eisenreich	104	Duncan	347	Dykstra	68	Duncan	93

*League Leader # Tied for League Lead

YEARLY BATTING LEADERS

Year	Total	Bases	Doubles		Triples		Home	Runs
1883	Manning	153	Manning	31	Coleman	8	four with	1
1884	Manning	167	Manning	29	Purcell	7	Manning	5
1885	Mulvey	174	Mulvey	25	Mulvey	6	Mulvey	6
1886	G Wood	183	Farrar	19	G Wood	15	Farrar	5
1887	G Wood	244	Fogarty	26	G Wood	19	G Wood	14
1888	Farrar	165	Farrar	24	Farrar	7	G Wood	6
1889	S Thompson	262	S Thompson	36	Fogarty	17	S Thompson	*20
1890	S Thompson	243	S Thompson	*41	two with	11	Clements	7
1891	S Thompson	227	Clemenis	29	S Thompson	10	S Thompson	7
1892	S Thompson	253	Connor	*37	Delahanty	*21	Connor	12
1893	Delahanty	*347	S Thompson	*37	Delahanty	18	Delahanty	*19
1894	S Thompson	307	Delahanty	36	S Thompson	27	S Thompson	13
1895	S Thompson	*352	Delahanty	*49	S Thompson	21	S Thompson	*18
1896	Delahanty	315	Delahanty	*44	Delahanty	17	two with	13
1897	Lajoie	*315	Delahanty	40	Lajoie	25	Lajoie	9
1898	Lajoie	275	Lajoie	*40	Flick	13	Flick	8
1899	Delahanty	*335	Delahanty	*56	Flick	14	Delahanty	9
1900	Flick	*305	Flick	33	Flick	16	Flick	11
1901	Delahanty	287	Delahanty	#39	Flick	17	two with	8
1902	S Barry	198	S Barry	20	two with	8	S Barry	3
1903	two with	189	Keister	27	Wolverton	12	Keister	3
1904	Gleason	196	Titus	25	Magee	12	Dopin	6
1905	Magee	253	Titus	36	Magee	17	Magee	5
1906	Magee	229	Magee	36	Magee	8	Magee	6
1907	Magee	229	Magee	28	two with	12	Magee	4
1908	Magee	212	Magee	30	Magee	16	Bransfield	3
1909	Magee	208	Magee	33	Magee	14	Titus	3
1910	Magee	*263	Magee	39	Magee	17	Magee	6
1911	Luderus	260	Magee	32	Luderus	11	Luderus	16
1912	Paskert	221	Paskert	37	two with	9	Cravath	11
1913	Cravath	*298	Magee	36	Cravath	14	Cravath	*19
1914	Magee	*277	Magee	*39	Magee	11	Cravath	*19
1915	Cravath	*266	Luderus	36	two with	7	Cravath	*24
1916	Paskert	223	Niehoff	*42	Whitted	12	Cravath	11
1917	Cravath	238	Cravath	29	Cravath	16	Cravath	#12
1918	Meusel	181	Cravath	27	Meusel	6	Cravath	*8
1919	Meusel	214	Luderus	30	two with	7	Cravath	*12
1920	C Williams	293	C Williams	36	C Williams	10	C Williams	*15
1921	C Williams	274	C Williams	28	C Williams	7	C Williams	18
1922	C Williams	300	Walker	36	Walker	11	C Williams	26
1923	C Williams	308	two with	31	Wrightstone	7	C Williams	*41
1924	C Williams	308	C Williams	31	C Williams	11	C Williams	24
1925	Harper	276	Harper	35	two with	7	Harper	18
1926	Leach	238	Sand	30	two with	7	C Williams	18
1927	C Williams	247	F Thompson	32	F Thompson	14	C Williams	#30
1928	Leach	276	Leach	36	two with	11	Hurst	19
1929	Klein	405	Klein	45	Whitney	14	Klein	*43
1930	Klein	*445	Klein	*59	Klein	8	Klein	40
1931	Klein	*347	Bartell	43	Klein	10	Klein	*31
1932	Klein	*420	Klein	50	Klein	15	Klein	*38
1933	Klein	*365	Klein	*44	Hurst	8	Klein	*28
1934	Allen	272	Allen	#42	Moore	6	Camilli	12
1935	Moore	290	Allen	46	Chiozza	6	Camilli	25
1936	Camilli	306	Chiozza	32	Camilli	13	Camilli	28
1937	Camilli	279	Martin	35	two with	7	Camilli	27
1938	Martin	196	Martin	36	Martin	6	Klein	8
1939	Arnovich	203	Martin	28	Marty	6	two with	9
1940	Marty	199	two with	24	Marty	8	Rizzo	20
1941	Litwhiler	275	Litwhiler	29	Benjamin	7	Litwhiler	18
1942	Litwhiler	230	Litwhiler	25	Litwhiler	9	Litwhiler	9

*League Leader # Tied for League Lead

YEARLY BATTING LEADERS

Year	Total Bases	Doubles	Triples	Home Runs
1943	Northey 252	Northey 31	Adams 7	Northey 16
1944	Northey 283	two with 35	two with 9	Northey 22
1945	Wasdell 206	Antonelli 27	Wasdell 8	DiMaggio 19
1946	Ennis 262	two with 30	two with 6	Ennis 17
1947	Walker 244	Walker 28	Walker *16	Seminick 13
1948	Ennis 309	Ennis 40	Blatnick 8	Ennis 30
1949	Ennis 320	Ennis 39	two with 11	Ennis 25
1950	Ennis 328	Ennis 34	Ashburn *14	Ennis 31
1951	Ashburn 274	Ashburn 31	Hamner 7	Jones 22
1952	Ennis 281	Ashburn 31	Ennis 10	Ennis 20
1953	Ennis 280	Hamner 30	Ashburn 9	Ennis 29
1954	Hamner 278	Hamner 39	Hamner 11	Ennis 25
1955	Ennis 292	Ashburn 32	Ashburn 9	Ennis 29
1956	Lopata 286	Lopata 33	two with 8	Lopata 32
1957	Bouchee 270	Bouchee 35	two with 8	Repulski 20
1958	Ashburn 271	Anderson 34	Ashburn *13	Anderson 23
1959	Bouchee 224	Bouchee 29	Koppe 7	Freese 23
1960	Herrera 233	Herrera 26	Herrera 6	Herrera 17
1961	Callison 190	Callison 20	Callison 11	Demeter 20
1962	Callison 296	Callison 26	Callison #10	Demeter 29
1963	Callison 314	two with 36	Gonzalez 12	Callison 26
1964	Allen *352	Allen 38	Allen #13	Callison 31
1965	Callison 315	Allen 31	Callison *16	Callison 32
1966	Allen 331	Callison *40	Allen 10	Allen 40
1967	Allen 262	Allen 31	Allen 10	Allen 23
1968	Allen 271	Taylor 20	Allen 9	Allen 33
1969	Allen 251	Callison 29	three with 5	Allen 32
1970	Johnson 262	Johnson 28	Taylor 9	Johnson 27
1971	Johnson 285	Johnson 29	Money 8	Johnson 34
1972	Luzinski 255	Montanez #39	Bowa *13	Luzinski 18
1973	Luzinski 295	B Robinson 32	Montanez 5	Luzinski 29
1974	Schmidt 310	Montanez 33	Cash 11	Schmidt *36
1975	Luzinski *322	Cash 40	Bowa 9	Schmidt *38
1976	Schmidt *306	Johnstone 38	Cash *12	Schmidt *38
1977	Luzinski 329	Luzinski 35	Schmidt 11	Luzinski 39
1978	Luzinski 284	Maddox 34	Bowa 5	Luzinski 35
1979	Schmidt 305	Rose 40	McBride 12	Schmidt 45
1980	Schmidt *342	Rose *42	McBride 10	Schmidt *48
1981	Schmidt *228	Matthews 21	Rose 5	Schmidt *31
1982	Schmidt 281	Matthews 31	DeJesus 5	Schmidt 35
1983	Schmidt 280	Lefebvre 20	Lefebvre 8	Schmidt *40
1984	Samuel 310	Samuel 36	Samuel #19	Schmidt #36
1985	Schmidt 292	Wilson 39	Samuel 13	Schmidt 33
1986	Schmidt *302	V Hayes #46	Samuel 12	Schmidt *37
1987	Samuel 329	Samuel 37	Samuel *15	Schmidt 35
1988	Samuel 239	Samuel 32	Samuel 9	James 19
1989	V Hayes 249	Dykstra 32	two with 6	V Hayes 26
1990	Dykstra 260	Dykstra 35	Kruk 8	V Hayes 17
1991	Kruk 260	Murphy 33	Kruk 6	Kruk 21
1992	Hollins 275	Duncan 40	Morandini 8	two with 27
1993	Dykstra 307	Dykstra 44	Morandini 9	two with 24
1994	two with 141	Dykstra 26	two with 5	Daulton 15

* League Leader # Tied for League Lead

YEARLY BATTING LEADERS

Year	Stolen Bases	Walks	RBI	Average
1883	--	Harbidge	24	Purcell .268
1884	--	Manning	40	Manning .271
1885	--	Manning	37	Mulvey .269
1886	--	Fogarty	42	Mulvey 53 G Wood .273
1887	Fogarty 102	Fogarty	*82	Ferguson 85 Andrews .325
1888	Fogarty 58	Fogarty	53	Farrar 53 Farrar .244
1889	Fogarty *99	Fogarty	65	S Thompson 111 S Thompson .296
1890	Hamilton *102	Allen	87	S Thompson 102 Hamilton .325
1891	Hamilton *115	Hamilton	*102	S Thompson 90 Hamilton * .340
1892	Hamilton 56	Connor	116	S Thompson 104 Hamilton .330
1893	Hamilton 41	Allen	71	Delahanty *146 S Thompson * .380
1894	Hamilton *99	Hamilton	*126	S Thompson 141 S Thompson .404
1895	Hamilton *95	Hamilton	#96	S Thompson *165 Delahanty .399
1896	Delahanty 37	Delahanty	62	Delahanty *126 Delahanty .397
1897	Cooley 31	two with	60	Lajoie 127 Delahanty .377
1898	Delahanty 58	Flick	86	Lajoie *127 Delahanty .334
1899	Thomas 42	Thomas	115	Delahanty *137 Delahanty * .408
1900	Thomas 37	Thomas	*115	Flick *110 Flick .378
1901	Flick 30	Thomas	*100	Delahanty 108 Delahanty .354
1902	Thomas 17	Thomas	*107	S Barry 57 S Barry .287
1903	S Barry 26	Thomas	*107	Keislerá 63 Thomas .327
1904	Thomas 28	Thomas	*102	Magee 57 Titus .294
1905	Magee 48	Thomas	93	Magee 98 Thomas .317
1906	Magee 55	Thomas	*107	Magee 67 Magee .282
1907	Magee 46	Thomas	*83	Magee *85 Magee .328
1908	Magee 40	Titus	53	Bransfield 71 Bransfield .304
1909	Magee 38	Titus	66	Magee 66 Bransfield .292
1910	Magee 49	Magee	94	Magee *123 Mae .331
1911	Lobert 40	Knabe	94	Luderus 99 Luderus .301
1912	Paskert 36	Paskert	91	Magee 72 Paskert .315
1913	Lobert 41	Paskert	65	Cravath *128 Cravath .341
1914	Lobert 31	Cravath	83	Magee *103 Becker .325
1915	Whitted 24	Cravath	*86	Cravath *115 Luderus .315
1916	Whitted 29	Bancroft	74	Cravath 70 Cravath .283
1917	Stock 25	Cravath	70	Cravath 83 two with .280
1918	Stock 20	two with	54	Luderus 67 Luderus .288
1919	Meusel 24	Luderus	54	Meusel 59 Meusel .305
1920	C Williams 18	Stengel	38	C Williams 72 C Williams .325
1921	Meusel 8	C Williams	30	C Williams 75 C Williams .320
1922	two with 11	C Williams	74	C Williams 92 Walker .337
1923	Walker 12	Sand	82	C Williams 114 Tierney .317
1924	Harper 10	C Williams	67	C Williams 93 C Williams .328
1925	Harper 10	Sand	64	Harper 97 Harper .349
1926	Huber 9	Sand	66	Leach 71 Leach .329
1927	F Thompson 19	C Williams	61	C Williams 98 two with .306
1928	F Thompson 19	Hurst	68	Whitney 103 Leach .304
1929	F Thompson 16	Hurst	80	Klein 145 O'Doul * .398
1930	F Thompson 7	O'Doul	63	Klein 170 Klein .386
1931	Hurst 8	Hurst	64	Klein *121 Klein .337
1932	Klein *20	Hurst	65	Hurst *143 Klein .348
1933	Fullis 18	two with	56	Klein *120 Klein * .368
1934	Bartell 13	Bartell	64	Moore 93 Moore .343
1935	Camilli 9	Camilli	65	Camilli 102 Moore .323
1936	Chiozza 17	Camilli	116	Camilli 102 Moore .328
1937	Scharein 13	Camilli	90	Camilli 80 Whitney .341
1938	Scharein 11	two with	64	Arnovich 72 Martin .298
1939	Arnovich 7	Arnovich	58	Arnovich 67 Arnovich .324
1940	Mahan 4	May	58	Rizzo 53 May .293
1941	Murtaugh *18	Etten	82	Etten 79 Etten .311
1942	Murtaugh *13	Etten	67	Litwhiler 56 Litwhiler .271

* League Leader # Tied for League Lead

YEARLY BATTING LEADERS

Year	Stolen Bases	Walks	RBI	Average
1943	Wasdell 6	Murtaugh 57	Northey 68	Dahlgren .287
1944	Lupien 18	Adams 74	Northey 104	Northey .288
1945	DiMaggio 12	DiMaggio 12	DiMaggio 84	Wasdell .300
1946	two with 7	Wyrostek 70	Ennis 73	Ennis .313
1947	Walker 13	Wyrostek 61	Ennis 81	Walker *.363
1948	Ashburn *32	Ashburn 60	Ennis 95	Ashburn .333
1949	Ashburn 9	Seminick 69	Ennis 110	Ennis .302
1950	Ashburn 14	Seminick 68	Ennis *126	Ennis .311
1951	Ashburn 29	Ennis 68	Jones 81	Ashburn .344
1952	Ashburn 16	Ashburn 75	Ennis 107	two with .289
1953	Ashburn 14	Jones 85	Ennis 125	Ashburn .330
1954	Ashburn 11	Ashburn *125	Ennis 119	Ashburn .313
1955	Ashburn 12	Ashburn 105	Ennis 120	Ashburn *.338
1956	Ashburn 10	Jones 92	two with 95	Ashburn .303
1957	Fernandez 18	Ashburn #94	Bouchee 76	Ashburn .297
1958	Ashburn 30	Ashburn *97	Anderson 97	Ashburn *.350
1959	Ashburn 9	Ashburn 79	Post 94	Bouchee .285
1960	Taylor 24	Del Greco 54	Herrera 71	Taylor .287
1961	Gonzalez 15	Callison 69	Demeter 68	Gonzalez .277
1962	Taylor 20	Dalrymple 70	Demeter 107	Demeter .307
1963	Taylor 23	Gonzalez 53	Demeter 83	Gonzalez .306
1964	Taylor 13	Allen 67	Callison 104	Allen .318
1965	Allen 15	Allen 74	Callison 101	Rojas .303
1966	White 16	two with 68	Allen 110	Allen .317
1967	Allen 20	Allen 75	Allen 77	Gonzalez .339
1968	Taylor 22	Allen 74	Allen 90	Gonzalez .264
1969	Taylor 19	two with 64	Allen 89	Allen .288
1970	Bowa 24	Johnson 72	Johnson 93	Taylor .301
1971	Bowa 28	Johnson 72	Montanez 99	McCarver .278
1972	Bowa 17	Montanez 58	Luzinski 68	Luzinski .281
1973	Bowa 10	Schmidt 62	Luzinski 97	Unser .289
1974	Bowa 39	Schmidt 106	Schmidt 116	Montanez .301
1975	Schmidt 29	Schmidt 101	Luzinski *120	two with .305
1976	Bowa 30	Schmidt 100	Schmidt 107	Maddox .330
1977	McBride 36	Schmidt 104	Luzinski 130	Luzinski .309
1978	Maddox 33	Luzinski 100	Luzinski 101	Bowa .294
1979	Maddox 26	Schmidt *120	Schmidt 114	Rose .331
1980	Smith 33	Schmidt 89	Schmidt *121	McBride .309
1981	Smith 21	Schmidt *73	Schmidt *91	Rose .325
1982	Dernier 42	Schmidt *107	Schmidt 87	Diaz .288
1983	Dernier 35	Schmidt *128	Schmidt 109	Matthews .258
1984	Samuel 72	Schmidt 92	Schmidt #106	V Hayes .292
1985	Samuel 53	Schmidt 87	Wilson 102	Schmidt .277
1986	Samuel 42	Schmidt 89	Schmidt *119	V Hayes .305
1987	M Thompson 46	V Hayes 121	Schmidt 113	M Thompson .302
1988	Samuel 33	Jeltz 59	Samuel 67	M Thompson .288
1989	Dykstra 30	V Hayes 101	V Hayes 78	Herr .287
1990	Dykstra 33	Dykstra 89	V Hayes 73	Dykstra .325
1991	Dykstra 24	Kruk 67	Kruk 92	Kruk .294
1992	Dykstra 30	Kruk 92	Daulton *109	Kruk .323
1993	Dykstra 37	Dykstra *129	Daulton 105	Kruk .316
1994	Dykstra 15	Dykstra 68	Daulton 56	Kruk .302

* League Leader # Tied for League Lead

YEARLY TEAM BATTING

YEAR	AVG	G	AB	R	H	TB	2B	3B	HR	RBI	BB	SO	SB	CS	E
1901	.266	140	4793	668	1275	1656	194	59	24	553	430	-	199	-	262
1902	.247	137	4615	484	1139	1347	110	43	5	389	356	-	108	-	305
1903	.268	135	4781	618	1283	1629	186	62	12	500	338	-	120	-	300
1904	.248	152	5103	571	1268	1615	170	54	23	469	377	-	159	-	403
1905	.260	152	5243	708	1362	1761	187	82	16	567	406	-	180	-	275
1906	.241	153	4911	530	1183	1510	*197	47	12	444	432	-	180	-	271
1907	.236	147	4725	514	1113	1441	*162	65	12	424	424	-	154	-	256
1908	.244	154	5012	503	1223	1586	194	68	11	400	334	-	200	-	238
1909	.244	153	5036	515	1228	1554	184	53	12	417	370	-	185	-	240
1910	.255	153	5171	674	1319	1750	*223	71	22	565	506	559	199	-	258
1911	.259	152	5044	658	1307	1813	214	56	*60	564	490	588	153	-	231
1912	.267	152	5077	660	1354	1861	245	68	43	570	464	615	159	-	231
1913	.265	151	5400	693	1433	2065	*257	78	*73	597	383	578	156	-	214
1914	.263	154	5110	651	1345	1846	211	52	*62	564	472	570	145	-	324
1915	.247	152	4916	589	1216	1670	202	39	*58	486	460	600	121	-	216
1916	.250	153	4985	581	1244	1699	*223	53	42	486	399	571	149	-	234
1917	.248	152	5084	578	1262	1721	*225	60	38	526	435	533	109	-	212
1918	.244	123	4192	429	1022	1311	158	28	25	376	346	400	97	-	211
1919	.251	137	4746	510	1191	1625	*208	50	*42	436	323	469	114	-	219
1920	.263	153	5264	565	1385	1914	229	54	*64	483	283	531	100	-	232
1921	.284	154	5329	617	1512	2114	238	50	*88	573	294	615	66	80	295
1922	.282	153	5459	738	1537	2263	268	55	*116	685	450	611	48	60	225
1923	.278	154	5491	748	1528	2201	259	39	*112	677	414	556	70	73	217
1924	.275	151	5306	676	1459	2109	256	56	94	615	382	452	57	67	175
1925	.295	153	5412	812	1598	2302	288	58	100	731	456	542	48	59	211
1926	.281	151	5254	687	1479	2058	244	50	75	632	422	479	47	-	224
1927	.280	154	5317	678	1487	1966	216	46	57	617	434	482	68	-	169
1928	.267	152	5234	660	1396	2002	257	47	85	606	503	510	53	-	181
1929	*.309	153	5484	897	1693	2559	305	51	*153	841	573	470	59	-	191
1930	.315	154	5667	944	*1783	2594	345	44	126	884	450	459	34	-	239
1931	.279	154	5375	684	1502	2148	299	52	81	649	437	492	42	-	210
1932	*.292	154	5510	*844	1608	2768	*330	67	*122	780	446	547	71	-	194
1933	.274	152	5261	617	1413	1915	240	41	60	566	381	479	55	-	183
1934	.284	149	5218	675	1480	2004	286	35	56	634	398	534	52	-	197
1935	.269	153	5442	685	1466	2005	249	32	92	624	392	661	52	-	228
1936	.281	154	5465	726	1538	2189	250	46	*103	682	451	586	50	-	252
1937	.273	153	5424	724	1482	2123	258	37	103	668	478	640	66	-	184
1938	.254	150	5192	550	1318	1729	233	29	40	503	423	507	38	-	201
1939	.261	151	5133	533	1341	1800	232	40	49	510	421	486	47	-	171
1940	.238	153	5137	494	1225	1700	180	35	75	459	435	527	25	-	181
1941	.244	154	5233	501	1277	1733	188	38	64	467	451	596	65	-	187
1942	.232	151	5060	394	1174	1548	168	37	44	354	392	488	37	-	194
1943	.249	157	5297	571	1321	1777	186	36	66	529	499	556	29	-	189
1944	.251	154	5301	539	1331	1779	199	42	55	495	470	500	32	-	177
1945	.246	154	5203	548	1278	1697	197	27	56	503	449	501	54	-	234
1946	.258	155	5233	560	1351	1880	209	40	80	517	417	590	41	-	148
1947	.258	155	5256	589	1354	1848	210	52	60	544	464	594	60	-	152
1948	.259	155	5287	591	1367	1945	227	39	91	548	440	598	68	-	210
1949	.254	154	5307	662	1349	2057	232	*55	122	622	528	670	27	-	156
1950	.266	157	5426	722	1440	2150	225	55	125	673	535	569	33	-	151
1951	.260	154	5332	648	1384	2001	199	47	108	609	505	525	63	28	138
1952	.260	154	5205	657	1353	1959	237	45	93	606	540	534	60	41	150
1953	.265	156	5290	716	1400	2097	228	*62	115	657	524	715	42	21	147
1954	.267	153	5184	659	1384	2049	243	*58	102	620	604	620	30	27	145
1955	.255	154	5092	675	1300	2010	214	50	132	631	652	673	44	32	110
1956	.252	154	5204	668	1313	1981	207	49	121	616	585	673	45	23	144
1957	.250	156	5241	623	1311	1963	213	44	117	569	534	758	57	26	136
1958	.266	154	5363	664	1424	2146	238	56	124	630	573	871	51	33	129
1959	.242	155	5109	599	1237	1848	196	38	113	560	498	858	39	46	154
1960	.239	154	5169	546	1235	1816	196	44	99	503	448	1054	45	48	155
1961	.243	155	5213	584	1265	1859	185	50	103	549	475	928	56	30	146
1962	.260	161	5420	705	1410	2113	199	39	42	658	531	923	79	42	138
1963	.252	162	5524	642	1390	2104	228	54	126	599	403	955	56	39	142
1964	.258	162	5493	693	1415	2148	241	51	130	649	440	924	30	35	157
1965	.250	162	5528	654	1380	2123	205	53	144	608	494	1091	46	32	157

*Led League; #Fewest in League Note: Caught Stealing was not kept from 1900-20; 1926-50

YEARLY TEAM BATTING

YEAR	AVG	G	AB	R	H	TB	2B	3B	HR	RBI	BB	SO	SB	CS	E
1966	.258	162	5607	695	1448	2121	224	49	117	628	510	969	56	42	113
1967	.242	162	5401	612	1306	1930	221	47	103	553	545	1033	79	62	137
1968	.233	162	5372	543	1253	1791	178	30	100	505	462	1003	58	51	127
1969	.241	162	5408	645	1304	2012	227	35	137	593	549	1031	73	49	137
1970	.238	161	5456	594	1299	1942	224	58	101	553	519	1066	72	64	114
1971	.233	162	5538	558	1289	1937	209	35	123	522	499	1031	63	39	122
1972	.236	156	5248	503	1240	1806	200	36	98	469	487	930	42	50	116
1973	.249	162	5546	642	1381	2059	218	29	134	592	476	979	51	47	134
1974	.261	162	5494	676	1434	2052	233	50	95	636	469	822	115	58	148
1975	.269	162	5592	735	1506	2248	283	42	125	687	610	960	126	57	152
1976	.272	162	5528	770	1505	2184	259	45	110	708	542	793	127	70	115
1977	.279	162	5546	847	1548	2484	266	56	186	795	573	806	135	68	120
1978	.258	162	5448	708	1404	2115	248	32	133	661	552	866	152	58	104
1979	.266	163	5463	683	1453	2166	250	53	119	641	602	764	128	76	106
1980	.270	162	5625	728	1517	2248	272	54	117	674	472	708	104	62	136
1981	.273	107	3865	491	1002	1424	165	25	69	453	372	432	103	46	86
1982	.260	162	5454	664	1417	2048	245	25	112	624	506	831	128	76	121
1983	.249	163	5426	696	1352	2026	209	45	125	649	640	906	143	75	152
1984	.266	162	5614	720	1494	2285	248	51	147	673	555	1084	186	60	161
1985	.245	162	5477	667	1343	2098	238	47	141	628	527	1095	122	51	139
1986	.253	161	5483	739	1386	2192	266	39	154	696	589	1154	153	59	137
1987	.254	162	5475	702	1390	2247	248	51	169	662	587	1109	111	49	120
1988	.240	162	5403	597	1294	1920	246	31	106	567	489	981	112	49	145
1989	.243	163	5447	629	1324	1980	215	36	123	594	558	926	106	50	133
1990	.255	162	5535	646	1410	2010	237	27	103	619	582	915	108	35	117
1991	.241	162	5521	629	1332	1979	248	33	111	590	490	1026	92	#30	119
1992	.253	162	5500	686	1392	2073	255	36	118	638	509	1059	127	#31	131
1993	.274	162	5685	877	1555	2422	297	51	156	811	665	1049	#91	#32	141
1994	.262	115	3927	521	1028	1532	208	28	#80	484	396	711	67	#24	94

* Led League # Fewest in League Note: Caught Stealing was not kept from 1900-20; 1926-50



SEASON TOP 10

GAMES

Rose, 1979	163
R.Allen, 1964	162
Callison, 1964	162
Bowa, 1974	162
Cash, 1974	162
Schmidt, 1974	162
Cash, 1975	162
Rose, 1980	162
Matthews, 1982	162
Rose, 1982	162

AT BATS

Samuel, 1984	701
Cash, 1975	699
Cash, 1974	687
Bowa, 1974	669
Cash, 1976	666
Samuel, 1985	663
Ashburn, 1949	662
Hamner, 1949	662
Rose, 1980	655
Samuel, 1987	655

RUNS

Hamilton, 1894	196
Hamilton, 1895	166
Klein, 1930	158
O'Doul, 1929	152
Klein, 1932	152
Delahanty, 1894	149
Delahanty, 1895	149
Delahanty, 1893	145
Dykstra, 1993	143
Hamilton, 1891	141

HITS

O'Doul, 1929	254
Klein, 1930	250
Delahanty, 1899	234
Klein, 1932	226
Hamilton, 1894	223
Klein, 1933	223
Thompson, 1893	222
Ashburn, 1951	221
Delahanty, 1893	219
Klein, 1929	219

SINGLES

O'Doul, 1929	181
Ashburn, 1951	181
Hamilton, 1894	179
Ashburn, 1958	176
Ashburn, 1953	169
Hamilton, 1895	167
Cash, 1974	167
Cash, 1975	166
Thomas, 1899	162
Fullis, 1933	162
Cash, 1976	162

DOUBLES

Klein, 1930	59
Delahanty, 1899	56
Klein, 1932	50
Delahanty, 1895	49
Bartell, 1932	48
E.Allen, 1935	46
V.Hayes, 1966	46
Thompson, 1895	45
Klein, 1929	45
Delahanty, 1896	44
Klein, 1933	44
Dykstra, 1993	44

TRIPLES

Thompson, 1894	27
Lajoie, 1897	25
Delahanty, 1892	21
Thompson, 1895	21
Wood, 1887	19
Samuel, 1984	19
Delahanty, 1893	18
Fogarty, 1889	17
Delahanty, 1896	17
Flick, 1901	17
Magee, 1905	17
Magee, 1910	17

HOME RUNS

Schmidt, 1980	48
Schmidt, 1979	45
Klein, 1929	43
Williams, 1923	41
Klein, 1930	40
R.Allen, 1966	40
Schmidt, 1983	40
Luzinski, 1977	39
Klein, 1932	38
Schmidt, 1975	38
Schmidt, 1976	38
Schmidt, 1977	38

EXTRA BASE HITS

Klein, 1930	107
Klein, 1932	103
Klein, 1929	94
Thompson, 1895	84
Schmidt, 1980	81
R.Allen, 1964	80
Samuel, 1987	80
Klein, 1933	79
Luzinski, 1977	77
Schmidt, 1977	76

RBI

Klein, 1930	170
Thompson, 1895	165
Delahanty, 1893	146
Klein, 1929	145
Hurst, 1932	143
Thompson, 1894	141
Delahanty, 1899	137
Klein, 1932	137
Delahanty, 1894	131
Luzinski, 1977	130

STOLEN BASES

Hamilton, 1891	115
Fogarty, 1887	102
Hamilton, 1890	102
Fogarty, 1889	99
Hamilton, 1894	99
Hamilton, 1895	95
Samuel, 1984	72
Fogarty, 1888	58
Delahanty, 1898	58
Andrews, 1887	57

TOTAL BASES

Klein, 1930	445
Klein, 1932	420
Klein, 1929	405
O'Doul, 1929	397
Klein, 1933	365
Thompson, 1895	352
R.Allen, 1964	352
Delahanty, 1893	347
Klein, 1931	347
Schmidt, 1980	342

SLUGGING PCT.

Klein, 1930	.687
Thompson, 1894	.670
Klein, 1929	.657
Thompson, 1895	.654
Klein, 1932	.646
Schmidt, 1981	.644
R.Allen, 1966	.632
Delahanty, 1896	.631
Schmidt, 1980	.624
O'Doul, 1929	.622

WALKS

Dykstra, 1993	129
Schmidt, 1983	128
Hamilton, 1894	126
Ashburn, 1954	125
V.Hayes, 1967	121
Schmidt, 1979	120
Daulton, 1993	117
Connor, 1892	116
Camilli, 1936	116

INTENTIONAL WALKS

Schmidt, 1986	26
Sizemore, 1977	21
R.Allen, 1967	18
Schmidt, 1981	18
DeJesus, 1983	18
Callison, 1967	17
Luzinski, 1975	17
Schmidt, 1982	17
Schmidt, 1983	17
Hebner, 1978	16
V.Hayes, 1990	16
Kruk, 1990	16
Kruk, 1991	16

SACRIFICE FLIES

Montanez, 1971	13
Schmidt, 1980	13
Ennis, 1954	11
Demeter, 1962	11
Luzinski, 1976	11
V.Hayes, 1990	10
12 with	9

ON-BASE PCT.

O'Doul, 1929	.465
O'Doul, 1930	.453
Thomas, 1903	.450
Ashburn, 1955	.449
Camilli, 1937	.446
Magee, 1910	.445
Walker, 1947	.443
Camilli, 1936	.441
Ashburn, 1954	.441
Ashburn, 1958	.440

HIT BY PITCH

Hollins, 1992	19
Bradley, 1988	16
Bouchee, 1957	14
Taylor, 1964	13
Taylor, 1965	12
Samuel, 1988	12
Luzinski, 1976	11
Schmidt, 1976	11
Luzinski, 1978	11
Demeter, 1962	10
Luzinski, 1979	10

SEASON LEADERS BY POSTION

(Since 1900)

POS.	PLAYER	TOTAL YEAR
		BATTING AVERAGE
P	Paul Weinert	.322 in 1923
C	Smokey Burgess	.368 in 1954
1B	Dolf Camilli	.339 in 1937
2B	Nap Lajoie	.346 in 1900
SS	Dick Bartell	.310 in 1934
3B	Pinky Whitney	.342 in 1930
LF	Lefty O'Doul	.398 in 1929
CF	Harry Walker	.371 in 1947
RF	Chuck Klein	.386 in 1930

DOUBLES

P	Bucky Walters	10 in 1936
C	Darren Daulton	35 in 1993
1B	Von Hayes	46 in 1986
2B	Bert Niehoff	42 in 1916
SS	Dick Bartell	48 in 1932
3B	Pinky Whitney	43 in 1929
LF	Hal Lee	42 in 1932
	Ethan Allen	42 in 1934
CF	Ethan Allen	46 in 1935
RF	Chuck Klein	59 in 1930

TRIPLES

P	Grover Alexander	4 in 1916
	Robin Roberts	4 in 1955
C	Stan Lopata	7 in 1956
1B	Dolf Camilli	13 in 1936
2B	Juan Samuel	19 in 1984
SS	Larry Bowa	13 in 1972
3B	Pinky Whitney	14 in 1929
	Richie Allen	14 in 1965
LF	Sherry Magee	17 in 1905
CF	Harry Walker	16 in 1947
RF	Elmer Flick	17 in 1901

HOME RUNS

P	Rick Wise	6 in 1971
C	Stan Lopata	32 in 1956
1B	Deron Johnson	34 in 1971
2B	Juan Samuel	28 in 1987
SS	Granny Hamner	17 in 1952
3B	Mike Schmidt	48 in 1980
LF	Greg Luzinski	39 in 1977
CF	Cy Williams	41 in 1923
RF	Chuck Klein	43 in 1929

RBI

P	Al Orth	21 in 1900
C	Darren Daulton	109 in 1992
1B	Don Hurst	143 in 1932
2B	Juan Samuel	100 in 1987
SS	Granny Hamner	87 in 1952
3B	Pinky Whitney	124 in 1932
LF	Greg Luzinski	130 in 1977
CF	Cy Williams	114 in 1923
RF	Chuck Klein	170 in 1930

NOTE - Players who performed at more than one position are considered for the position they played most often that particular year and are credited with their entire season's statistics.

SEASON LEADERS

15 TRIPLES

1886 Wood (LH)	15
1887 Wood (LH)	19
1889 Fogarty	17
1892 Delahanty	*21
1893 Delahanty	18
1894 S. Thompson (LH)	27
Delahanty	16
Hamilton (LH)	15
1895 S. Thompson (LH)	21
1896 Delahanty	17
1897 Lajoie	25
Delahanty	15
1900 Flick (LH)	16
1901 Flick (LH)	17
Delahanty	16
1905 Magee	17
1908 Magee	16
1910 Magee	17
1917 Cravath	16
1932 Klein (LH)	15
1947 Walker (LH)	*16
1965 Callison (LH)	*16
1984 Samuel	*19
1987 Samuel	*15

30 HOME RUNS

1923 C. Williams (LH)	*41
1927 C. Williams (LH)	*30
1929 Klein (LH)	*43
O'Doul (LH)	32
Hurst (LH)	31
1930 Klein (LH)	40
1931 Klein (LH)	*31
1932 Klein (LH)	*38
1948 Ennis	30
1950 Ennis	31
1956 Lopata	32
1964 Callison (LH)	31
1965 Callison (LH)	32
1966 Allen	40
1968 Allen	33
1969 Allen	32
1971 D. Johnson	34
Montanez (LH)	30
1974 Schmidt	*36
1975 Schmidt	*38
Luzinski	34
1976 Schmidt	*38
1977 Luzinski	39
Schmidt	38
1978 Luzinski	35
1979 Schmidt	45
1980 Schmidt	*48
1981 Schmidt	*31
1982 Schmidt	35
1983 Schmidt	*40
1984 Schmidt	*36
1985 Schmidt	33
1986 Schmidt	*37
1987 Schmidt	35

75 EXTRA BASE HITS

1895 S. Thompson (LH)	84
1929 Klein (LH)	94
1930 Klein (LH)	107
1931 Klein (LH)	75
1932 Klein (LH)	103
1933 Klein (LH)	79
1949 Ennis	75
1964 Allen	80
1966 Allen	75
1975 Schmidt	75
1977 Luzinski	77
Schmidt	76
1980 Schmidt	81
1987 Samuel	80

100 RBI

1889 S. Thompson (LH)	111
1890 S. Thompson (LH)	102
1892 S. Thompson (LH)	104
1893 Delahanty	*146
S. Thompson (LH)	126
1894 S. Thompson (LH)	141
Delahanty	131
Cross	125
1895 S. Thompson (LH)	*165
Delahanty	106
Cross	101
1896 Delahanty	*126
S. Thompson (LH)	100
1897 Lajoie	127
1898 Lajoie	*127
1899 Delahanty	*137
1900 Flick (LH)	*110
Delahanty	109
1901 Delahanty	108
1910 Magee	*123
1913 Cravath	*128
1914 Magee	*103
Cravath	100
1915 Cravath	*115
1923 C. Williams (LH)	114
1928 Whitney	103
1929 Klein (LH)	145
Hurst (LH)	125
O'Doul (LH)	122
Whitney	115
1930 Klein (LH)	170
Whitney	117
1931 Klein (LH)	*121
1932 Hurst (LH)	*143
Klein (LH)	137
Whitney	124
1933 Klein (LH)	*120
1936 Camilli (LH)	102
1944 Northey (LH)	104
1949 Ennis	110
1950 Ennis	*126
1952 Ennis	107
1953 Ennis	125
1954 Ennis	119
1955 Ennis	120
1962 Demeter	107
1964 Callison (LH)	104
1965 Callison (LH)	101
1966 Allen	110
White (LH)	103
1974 Schmidt	116
1975 Luzinski	*120
1976 Schmidt	107
1977 Luzinski	130
Schmidt	101
1978 Luzinski	101
1979 Schmidt	114
1980 Schmidt	*121
1983 Schmidt	109
1984 Schmidt	*106
1985 Wilson	102
1986 Schmidt	*119
1987 Schmidt	113
Samuel	100
1992 Daulton (LH)	*109
1993 Daulton (LH)	105

100 RUNS SCORED

Since 1900

1900 Thomas (LH)	*134
Slagle (LH)	115
Flick (LH)	106
1901 Flick (LH)	111
Delahanty	106
Thomas (LH)	102

100 RUNS SCORED

(continued)

1905 Thomas (LH)	118
Magee	100
1910 Magee	*110
1912 Paskert	102
1922 C. Walker (LH)	102
1924 C. Williams (LH)	101
1929 O'Doul (LH)	152
Klein (LH)	126
F. Thompson	115
Hurst (LH)	100
1930 Klein (LH)	*158
O'Doul (LH)	122
1931 Klein (LH)	*121
1932 Klein (LH)	*152
Bartell	118
Hurst (LH)	109
G.K. Davis	100
1933 Klein (LH)	101
1934 Bartell	102
1936 Camilli (LH)	106
1937 Martin (SW)	102
Camilli (LH)	101
1950 Waitkus (LH)	102
Jones	100
1953 Ashburn (LH)	110
1954 Ashburn (LH)	111
1962 Callison (LH)	107
1963 Taylor	102
1964 Allen	*125
Callison (LH)	101
1966 Allen	112
1974 Schmidt	108
1975 Cash	111
1976 Schmidt	112
1977 Schmidt	114
1979 Schmidt	109
1980 Schmidt	104
1982 Schmidt	106
1983 Schmidt	104
1984 Samuel	105
1985 Samuel	101
1986 V. Hayes (LH)	*107
1987 Samuel	113
1990 Dykstra (LH)	106
1992 Hollins (SW)	104
1993 Dykstra (LH)	*143
Hollins (SW)	104
Kruk (LH)	100

100 WALKS

1891 Hamilton (LH)	*102
1892 Connor (LH)	116
1894 Hamilton (LH)	*126
1899 Thomas (LH)	115
1900 Thomas (LH)	*115
1901 Thomas (LH)	*100
1902 Thomas (LH)	*107
1903 Thomas (LH)	*107
1904 Thomas (LH)	*102
1906 Thomas (LH)	*107
1936 Camilli (LH)	116
1954 Ashburn (LH)	*125
1955 Ashburn (LH)	105
1974 Schmidt	106
1975 Schmidt	101
1976 Schmidt	100
1977 Schmidt	104
1978 Luzinski	100
1979 Schmidt	*120
1982 Schmidt	*107
1983 Schmidt	*128
1987 V. Hayes (LH)	121
1989 V. Hayes (LH)	101
1993 Dykstra (LH)	*129
Daulton (LH)	117
Kruk (LH)	111

* League Leader (LH) Left-handed hitter (SW) Switch-hitter

SEASON LEADERS

.300 BATTING AVERAGE (Minimum 400 ABs)

1900 Flick (LH)	378
Lajoie	346
Delahanty	323
Thomas (LH)	316
1901 Delahanty	354
Flick (LH)	336
Thomas (LH)	309
1903 Thomas (LH)	327
Keister	320
Wolverton	308
1905 Thomas (LH)	317
Titus (LH)	308
1907 Magee	328
1908 Bransfield	304
1910 Magee	331
Bates (LH)	305
1911 Luderus (LH)	301
1912 Paskert	315
Magee	306
1913 Cravath	341
Magee	306
Lobert	300
1914 Becker (LH)	325
Magee	314
1915 Luderus (LH)	315
1919 Meusel	305
1920 C. Williams (LH)	325
Meusel	309
1921 C. Williams (LH)	320
1922 Walker (LH)	337
C. Lee	322
Herline	316
C. Williams (LH)	308
1923 Tiernay	317
Mokan	313
Holke	311
1924 C. Williams (LH)	328
Holke	300
1925 Harper (LH)	349
Fonseca	319
1926 Leach (LH)	329
Mokan	303
1927 Leach (LH)	306
Wrightstone (LH)	306
F. Thompson	303
1928 Leach (LH)	304
Whitney	301
1929 O'Doul (LH)	398
Klein (LH)	356
Whitney	327
F. Thompson	324
Hurst (LH)	304
Frilberg (LH)	301
1930 Klein (LH)	386
O'Doul (LH)	383
Whitney	342
1931 Klein (LH)	337
Arlett	313
Hurst (LH)	305
1932 Klein (LH)	348
Hurst (LH)	339
S. Davis	336
K. Davis	309
Bartell	308
Lee	303
1933 Klein (LH)	368
S. Davis	349
Fullis	309
1934 Moore (LH)	343
E. Allen	330
Bartell	310
Chiozza (LH)	304
1935 Moore (LH)	323
E. Allen	307
1936 Moore	328
Camilli (LH)	315
Klein (LH)	309
1937 Whitney	341

1937 Camilli (LH)	339
Klein (LH)	325
1939 Arnovich	324
1941 Etten (LH)	311
Litwiler	305
1945 Wasdell	300
1946 Ennis	313
1947 Walker (LH)	363
1948 Ashburn (LH)	333
1949 Ennis	302
1950 Ennis	311
Ashburn (LH)	303
1951 Ashburn (LH)	344
1953 Ashburn (LH)	330
1954 Ashburn (LH)	313
1955 Ashburn (LH)	338
1956 Ashburn (LH)	303
1958 Ashburn (LH)	350
H. Anderson (LH)	301
1962 Demeter	307
Gonzalez (LH)	302
Callison (LH)	300
1963 Gonzalez (LH)	306
1964 Allen (LH)	318
1965 Rojas	303
Allen	302
1966 Allen	317
1967 Gonzalez (LH)	339
Allen	307
1970 Taylor	301
1974 Montanez (LH)	304
Cash	300
1975 Bowa (SW)	305
Cash	305
Luzinski	300
1976 Maddox	330
Johnstone (LH)	318
Luzinski	304
1977 McBride (LH)	316
Luzinski	309
1979 Rose (SW)	331
1980 McBride (LH)	309
1981 Rose (SW)	325
Schmidt	316
Matthews	301
1986 V. Hayes (LH)	305
1987 Thompson (LH)	302
1989 Kruk (LH)	300
1990 Dykstra (LH)	325
1992 Kruk (LH)	323
1993 Kruk (LH)	316
Dykstra (LH)	305

200 HITS

1893 S. Thompson (LH)	222
Delahanty	219
1894 Hamilton (LH)	223
Cross	204
1895 S. Thompson (LH)	211
Hamilton (LH)	201
1897 Delahanty	200
1898 Lajoie	200
1899 Delahanty	234
1900 Flick (LH)	207
1929 O'Doul (LH)	254
Klein (LH)	219
F. Thompson	202
Whitney	200
1930 Klein (LH)	250
Whitney	207
O'Doul (LH)	202
1931 Klein (LH)	200
1932 Klein (LH)	226
1933 Klein (LH)	223
Fullis	200
1951 Ashburn (LH)	221
1953 Ashburn (LH)	205
1958 Ashburn (LH)	215
1964 Allen	201
1974 Cash	206

1975 Cash	213
1979 Rose (SW)	208

325 TOTAL BASES

1893 Delahanty	347
1895 S. Thompson (LH)	352
1899 Delahanty	335
1929 Klein (LH)	405
O'Doul (LH)	397
1930 Klein (LH)	445
1931 Klein (LH)	347
1932 Klein (LH)	420
1933 Klein (LH)	385
1950 Ennis	328
1964 Allen	352
1966 Allen	331
1977 Luzinski	329
1980 Schmidt	342
1987 Samuel	329

150 SINGLES

1892 Hamilton (LH)	152
1893 S. Thompson (LH)	161
1894 Hamilton (LH)	179
Cross	154
1895 Hamilton (LH)	167
1897 Cooley (LH)	155
1898 Cooley (LH)	156
1899 Thomas (LH)	162
Delahanty	160
1900 Thomas (LH)	161
1905 Thomas (LH)	161
1929 O'Doul (LH)	181
F. Thompson	154
1930 Whitney	153
1933 Fullis	162
1934 Bartell	153
1949 Ashburn (LH)	158
1951 Ashburn (LH)	181
1953 Ashburn (LH)	169
1954 Ashburn (LH)	150
1956 Ashburn (LH)	153
1957 Ashburn (LH)	152
1958 Ashburn (LH)	176
1974 Cash	167
Bowa (SW)	154
1975 Cash	166
1976 Cash	162
1978 Bowa (SW)	153
1979 Rose (SW)	159

40 DOUBLES

1890 S. Thompson (LH)	41
1895 Delahanty	49
S. Thompson (LH)	45
1896 Delahanty	44
1897 Delahanty	40
1898 Lajoie	40
1899 Delahanty	56
1916 Niehoff	42
1929 Klein (LH)	45
Whitney	43
F. Thompson	41
1930 Klein (LH)	59
Whitney	41
1931 Bartell	43
1932 Klein (LH)	50
Bartell	48
Lee	42
Hurst (LH)	41
1933 Klein (LH)	44
1934 E. Allen	42
1935 E. Allen	46
1948 Ennis	40
1966 Callison (LH)	40
1975 Cash	40
1979 Rose (SW)	40
1980 Rose (SW)	42
1986 V. Hayes (LH)	46
1992 Duncan	40
1993 Dykstra (LH)	44

* League Leader (LH) Left-handed hitter (SW) Switch-hitter

SEASON LEADERS

35 STOLEN BASES	.400 ON BASE PCT. (since 1900)	650 AT BATS
1900 Thomas 37	1900 Thomas (LH) 438	1932 Klein (LH) 650
Flick 35	Flick 426	1949 Ashburn (LH) *662
1905 Magee 48	1901 Thomas (LH) 428	Hamner *662
1906 Magee 55	Delahanty 423	1964 Callison (LH) 654
1907 Magee 46	1902 Thomas (LH) 412	1971 Bowa (SW) *650
1908 Magee 40	1903 Thomas (LH) 450	1974 Cash *687
1909 Magee 38	1904 Thomas (LH) 411	Bowa (SW) 669
1910 Magee 49	1905 Thomas (LH) 414	1975 Cash *699
1911 Lobert 40	1910 Magee 445	1976 Cash *666
1912 Paskert 36	1912 Paskert 420	1978 Bowa (SW) 654
1913 Lobert 41	1913 Cravath 407	1980 Rose (SW) 655
1974 Bowa 39	1914 Cravath 402	1984 Samuel *701
1982 Dernier 42	1924 Williams (LH) 403	1985 Samuel *663
1983 Dernier 35	1929 O'Doul (LH) 465	1987 Samuel *655
1984 Samuel 72	Klein (LH) 407	
Hayes 48	1930 O'Doul (LH) 453	
1985 Samuel 53	Klein (LH) 436	
1986 Samuel 42	1932 Hurst (LH) 412	
1987 Thompson 46	Klein (LH) 404	
Samuel 35	1933 Klein (LH) 422	
1993 Dykstra 37	1936 Camilli (LH) 441	
	1937 Camilli (LH) 446	
	1941 Etten 405	
	1947 Walker (LH) 443	
	1948 Ashburn (LH) 410	
	1954 Ashburn (LH) 441	
	1955 Ashburn (LH) 449	
	1958 Ashburn (LH) 440	
	1967 Allen 404	
	1979 Rose (SW) 418	
	1981 Schmidt 435	
	1982 Schmidt 403	
	1987 V. Hayes (LH) 404	
	1990 Dykstra (LH) *418	
	1992 Kruk (LH) 423	
	1993 Kruk (LH) 430	
	Dykstra (LH) 420	
	1994 Dykstra (LH) 404	

* League Leader (LH) Left-handed hitter (SW) Switch-hitter
 NOTE - See *Yearly Batting Leaders* in this section for more information.

PHILLIES HITTING FOR THE CYCLE

April 24, 1894	—	Lave Cross at Brooklyn
August 17, 1894	—	Sam Thompson vs Louisville
August 5, 1927	—	Cy Williams at Pittsburgh
July 1, 1931	—	Chuck Klein vs Chicago
May 26, 1933	—	Chuck Klein at St. Louis
June 27, 1963	—	Johnny Callison at Pittsburgh

The Phillies have gone 4,995 games (through 1994) since the last Phillie hit for the cycle.



CURT SCHILLING

PITCHING/DEFENSE

PITCHING

<i>Career Top 10</i>	110
<i>No-Hitters/1-Hitters</i>	111
<i>Most IP, Relievers</i>	115
<i>Non-Pitchers Who Pitched</i>	115
<i>Pitching Facts</i>	112-114
<i>Season Top 10</i>	115
<i>Season Leaders</i>	116
<i>Strikeouts</i>	117
<i>Yearly Pitching Leaders</i>	118-121
<i>Yearly Team Pitching</i>	122-123

DEFENSE

<i>All Four Infield Positions</i>	124
<i>All-Time Fielding Team</i>	124
<i>Defense League Leaders</i>	124
<i>Regular Starters,</i>	
<i>Three Different Positions</i>	125
<i>Triple Plays</i>	125

CAREER PITCHING TOP 10

GAMES		GAMES STARTED		COMPLETE GAMES	
Roberts	529	Carlton(L)	499	Roberts	272
Carlton(L)	499	Roberts	472	Alexander	220
McGraw(L)	463	Short(L)	301	Carlton(L)	185
Short(L)	459	Alexander	279	Sparks	150
Reed	458	Simmons(L)	262	Orth	149
Farrell	359	Christenson	220	Duggleby	137
Alexander	338	Bunning	208	Simmons(L)	112
Baldschun	333	Sparks	198	Ring	102
Simmons(L)	325	Rixey(L)	196	Rixey(L)	100
Konstanty	314	Ring	192	Short(L)	88

SHUTOUTS		WINS		LOSSES	
Alexander	61	Carlton(L)	241	Roberts	199
Carlton(L)	39	Roberts	234	Carlton(L)	161
Roberts	35	Alexander	190	Short(L)	127
Short(L)	24	Short(L)	132	Simmons(L)	110
Bunning	23	Simmons(L)	115	Rixey(L)	103
Sparks	18	Orth	101	Duggleby	100
Moore	18	Sparks	94	Ring	98
Simmons(L)	18	Duggleby	91	Sparks	95
McQuillian	17	Bunning	89	Alexander	91
Duggleby	16	Rixey(L)	87	Benge	85
Rixey(L)	16				

SAVES		INNINGS PITCHED		HITS	
Bedrosian	103	Roberts	3,739.1	Roberts	3,661
Williams(L)	102	Carlton(L)	3,696.1	Carlton(L)	3,224
McGraw(L)	94	Alexander	2,513.1	Alexander	2,131
Reed	90	Short(L)	2,253.0	Short(L)	2,129
Farrell	65	Simmons(L)	1,939.2	Simmons(L)	1,865
Baldschun	59	Sparks	1,698.1	Duggleby	1,711
Holland(L)	55	Duggleby	1,642.0	Orth	1,687
Konstanty	54	Rixey(L)	1,604.0	Ring	1,610
Garber	51	Bunning	1,520.2	P. Collins	1,533
McDowell	44	Orth	1,504.2	Rixey(L)	1,518

RUNS		EARNED RUNS		WALKS	
Roberts	1,501	Roberts	1,437	Carlton(L)	1,252
Carlton(L)	1,456	Carlton(L)	1,270	Short(L)	762
Short(L)	949	Short(L)	845	Roberts	718
Simmons(L)	919	Simmons(L)	789	Simmons(L)	718
Ring	872	P. Collins	684	Ring	630
Alexander	812	Alexander	603	Alexander	561
P. Collins	782	Ring	599	E. Moore	537
Benge	683	Christenson	591	P. Collins	496
Rixey(L)	682	Ruthven	584	Rixey(L)	479
Duggleby	606	Benge	569	Ruthven	475

STRIKEOUTS		WINS IN RELIEF		WINS PLUS SAVES	
Carlton(L)	3,031	Reed	54	Reed	54+90=144
Roberts	1,871	McGraw(L)	49	McGraw(L)	49+94=143
Short(L)	1,585	Farrell	47	Bedrosian	21+103=124
Alexander	1,410	Konstanty	40	Williams(L)	20+102=122
Bunning	1,197	Baldschun	39	Farrell	47+65=112
Simmons(L)	1,052	Garber	33	Baldschun	39+59=98
Christenson	781	Tekulve	24	Konstanty	40+54=94
Wise	717	P. Collins	22	Garber	33+51=84
Ruthven	717	Bedrosian	21	Holland(L)	13+55=68
Rixey(L)	690	J. Meyer	20	McDowell	12+44=56
		Williams(L)	20		

20 WIN SEASONS

Alexander	6
Roberts	6
Carlton(L)	5
C. Ferguson	4

10 OR MORE WINS, CONSECUTIVE SEASONS

Seasons	Pitcher	Years
13	Steve Carlton (LHP)	1972-84
12	Robin Roberts	1949-60
7	Grover Alexander	1911-17

NO – HITTERS / 1 – HITTERS

NO–HITTERS BY PHILLIES (8)

Date	Pitcher	Opponent	Score
8/29/85	Charles Ferguson	vs Providence	1-0
7/08/98	Red Donahue	vs Boston	5-0
9/18/03	Charles Fraser	at Chicago	10-0
5/01/06	John Lush (LHP)	at Brooklyn	6-0
6/21/64*	Jim Bunning	at New York	6-0
6/23/71	Rick Wise	at Cincinnati	4-0
8/15/90	Terry Mulholland (LHP)	vs San Francisco	6-0
5/23/91	Tommy Greene	at Montreal	2-0

* Perfect Game

NO–HITTERS AGAINST PHILLIES (21)

Date	Pitcher	Opponent	Score
7/12/00	Noodles Hahn (LHP)	at Cincinnati	4-0
9/26/06*	Lefty Leifield (LHP)	vs Pittsburgh	8-0
7/04/08	Hooks Wiltse (LHP)	at New York	1-0
9/06/12	Charles Tesreau	vs New York	3-0
9/09/14	George Davis	at Boston	7-0
5/07/22	Jesse Barnes	at New York	6-0
9/13/25	Dazzy Vance	at Brooklyn	10-1
6/22/44*	Jim Tobin	at Boston	7-0
6/12/54	Jim Wilson	at Milwaukee	2-0
9/25/56	Sal Maglie	at Brooklyn	5-0
6/12/59*	Mike McCormick	at San Francisco	3-0
8/18/60	Lew Burdette	at Milwaukee	1-0
9/16/60	Warren Spahn (LHP)	at Milwaukee	4-0
5/17/63	Don Nottebart	at Houston	4-1
6/04/64	Sandy Koufax (LHP)	vs Los Angeles	3-0
7/29/68	George Culver	vs Cincinnati	6-1
4/17/69	Bill Stoneman	vs Montreal	7-0
7/20/70	Bill Singer	at Los Angeles	5-0
4/16/72	Burt Hooton	at Chicago	4-0
4/16/78	Bob Forsch	at St. Louis	5-0
9/24/88*	Pascual Pérez	vs Montreal	1-0

* Less than nine innings

ONE–HITTERS BY PHILLIES

1-Hitters	Pitchers
6	– Grover Alexander, Steve Carlton
3	– Robin Roberts
2	– Frank Corridon, Tully Sparks
1	– Chief Bender, Jim Bunning, Bill Burns, Don Carman, George Chalmers, Bubba Church, Phil Collins, Ray Culp, Chick Fraser, Ken Heintzelman, Tom Hughes, Larry Jackson, Johnny Lush, Ari Mahaffey, George McQuillan, Russ Meyer, Earl Moore, Lew Moren, David Palmer, Togie Pittinger, Dick Ruthven, Charley Schanz, Curt Schilling, Curt Simmons, Rick Wise
Combined:	Earl Moore/Bert Humphries, Joe Bowman/Claude Passeau, Russ Meyer/Jim Konstanty, Steve Carlton/Tug McGraw, Tom Hume/Kent Tekulve, Don Carman/Steve Bedrosian, Marvin Freeman/Kent Tekulve

DID YOU KNOW ?

The Phillies club record for consecutive scoreless innings pitched is 41, set in 1951. The Phils second longest mark is 39 innings in 1969, followed by a 30 inning streak.

PITCHING

THREE OR MORE CONSECUTIVE SHUTOUTS

<p>4 Grover Cleveland, 1911 9/17 1-0 vs BOS 9/13 2-0 vs BKN 9/17 6-0 at CIN 9/21 4-0 at CHI</p>	<p>3 Grover Alexander, 1916 8/09 1-0 vs CIN 8/14 8-0 vs NY 8/18 3-0 at CIN 3 Robin Roberts, 1950 7/22 2-0 at CIN 7/25 1-0 vs CHI 7/30 10-0 vs PIT</p>
---	--

LONGEST CONSECUTIVE SCORELESS STREAKS

IP	Pitcher, Year	IP	Pitcher, Year
41.2	Grover Alexander, 1911	28.2	Steve Carlton (L), 1981
33.0	Larry Andersen, 1984 (relief)	26.0	Steve Carlton (L), 1972
32.2	Ken Heintzelman (L), 1949	24.0	Wayne Twitchell, 1973
32.2	Robin Roberts, 1950	24.0	Willie Hernandez (L), 1983 (relief)
30.0	Grover Alexander, 1916	22.1	Ken Heintzelman (L), 1948
29.0	Tommy Greene, 1991	22.1	Dennis Cook (L), 1990
29.0	Curt Schilling, 1992	21.1	Doug Jones, 1994

DOUBLEHEADER SHUTOUTS

Date	Pitchers	Scores	Opponent
9/26/12	Alexander/Seaton	7-0/11-0	Brooklyn
8/05/13	Seaton/Alexander	1-0/0-0	Boston
9/01/16	Alexander/Rixey	3-0/6-0	Brooklyn
7/21/35	C.Davis/Bowman	4-0/2-0	Cincinnati
5/20/43	Fuchs/Gerheuser	2-0/2-0	Chicago
7/25/50	Church/Roberts	7-0/1-0	Chicago
8/27/51	Thompson/K.Johnson	2-0/3-0	Cincinnati
4/23/61	Sullivan/Mahaffey	1-0/6-0	Chicago

TOP WINNERS AT THE VET (minimum 10 wins)

Pitcher	Year	Record	PCT.
Steve Carlton (L)	1977	17-3	.850
Steve Carlton (L)	1972	14-5	.737
Jim Lonborg	1976	13-3	.813
Steve Carlton (L)	1982	13-4	.765
Tom Underwood (L)	1975	12-2	.857
Steve Carlton (L)	1978	11-2	.846
John Denny	1983	11-2	.846
Terry Mulholland (L)	1991	11-2	.846
Steve Carlton (L)	1975	11-3	.786
Steve Carlton (L)	1974	11-4	.733
Steve Carlton (L)	1980	11-5	.688
Tommy Greene	1993	10-0	1.000
Larry Christenson	1977	10-2	.833
Steve Carlton (L)	1978	10-5	.667
Rick Wise	1971	10-6	.625

PITCHING

PITCHERS WITH .500 or BETTER WINNING PCT.

(minimum 100 decisions)

Pitcher	Years	W-L	PCT.
Grover Alexander	1911-17; 30	190-91	.676
Red Donahue	1898-1901	74-48	.607
Charlie Ferguson	1884-87	99-64	.607
Charlie Buffinton	1887-1889	77-50	.606
Steve Carlton	1972-86	241-161	.600
Al Orth	1895-1901	98-71	.580
Gus Weyhing	1892-95	71-53	.573
Kid Carsey	1892-97	94-71	.570
Jim Lonborg	1973-79	75-60	.556
Jack Taylor	1892-97	96-77	.555
Erskine Mayer	1912-18	76-61	.555
Shane Rawley	1984-88	59-48	.551
Dan Casey	1886-89	72-59	.550
Jim Bunning	1964-7; 70-71	89-73	.549
Frank Corridon	1904-5; 07-09	59-49	.546
Dick Ruthven	1973-5; 78-83	78-65	.545
Robin Roberts	1948-1961	234-199	.540
Larry Christenson	1973-83	83-71	.539
Kid Gleason	1888-91	78-70	.527
George McQuillan	1907-10; 15-16	54-49	.524
Curt Simmons	1947-50; 52-60	115-109	.513
Earl Moore	1908-13	67-64	.511
Chris Short	1959-72	132-127	.510

PHILLIES PITCHERS - MOST WINS VS LOSSES

10 or More

+ 21 Charlie Ferguson	1886 30-9	+12 Charlie Ferguson	1887 22-10
Kid Gleason	1890 38-17	Charlie Buffinton	1889 28-16
Grover Alexander	1915 31-10	Jack Taylor	1895 26-14
Grover Alexander	1916 33-12	Grover Alexander	1914 27-15
Robin Roberts	1952 28-7	Eppa Rixey	1916 22-10
		Steve Carlton	1982 23-11
		Tommy Greene	1993 16-4
+17 Grover Alexander	1917 30-13	+11 Gus Weyhing	1892 32-21
Steve Carlton	1972 27-10	Al Orth	1899 14-3
+15 Dan Casey	1887 28-13	Jack Sanford	1957 19-8
Grover Alexander	1911 28-13	Jim Bunning	1964 19-8
Tom Seaton	1913 27-12		
Steve Carlton	1980 24-9	+10 Jack Taylor	1894 23-13
		Wiley Piatt	1898 24-14
+14 Tully Sparks	1907 22-8	Jim Bunning	1965 19-9
Grover Alexander	1913 22-8		
+13 Red Donahue	1899 21-8		
Steve Carlton	1976 20-7		
Steve Carlton	1977 23-10		
Larry Christenson	1977 19-6		
John Denny	1983 19-6		

PITCHING

40 WINS BY A DUO, ONE SEASON

55	-	1916:	Grover Alexander (33) and Eppa Rixey, LH (22)
52	-	1915:	Grover Alexander (31) and Erskine Mayer (21)
49	-	1913:	Tom Seaton (27) and Grover Alexander (22)
48	-	1914:	Grover Alexander (27) and Erskine Mayer (21)
46	-	1917:	Grover Alexander (30) and Joe Oeschger/Eppa Rixey, LH (16)
43	-	1911:	Grover Alexander (28) and Earl Moore (15)
42	-	1952:	Robin Roberts (28) and Karl Drews/Curt Simmons, LH (14)
	-	1977:	Steve Carlton, LH (23) and Larry Christenson (19)
41	-	1901:	Red Donahue (21) and Al Orth (20)
	-	1905:	Togie Pittinger (23) and Bill Duggleby (18)
	-	1980:	Steve Carlton, LH (24) and Dick Ruthven (17)
40	-	1907:	Tully Sparks (22) and Frank Corridon (18)

CONSECUTIVE COMPLETE GAMES

9 straight	-	1938
8 straight	-	1952
7 straight	-	1932, 1940, 1943, 1946
6 straight	-	1939, 1952
5 straight	-	1933, 1934, 1935, 1938 (twice), 1939, 1940, 1947, 1953 (4 times), 1955, 1959, 1966, 1972, 1973 (twice)

TOP 20 HITTING PHILLIES PITCHERS

(minimum 40 AB)

Pitcher	Year	AVG.	H-AB
Paul Weinert	1923	.322	19-59
Oscar Judd	1946	.316	25-79
Lee Meadows	1922	.314	27-86
Al Orth	1900	.310	40-129
Dennis Cook	1990	.310	13-42
Harvey Haddix	1957	.309	21-68
Schoolboy Rowe	1943	.300	36-120
Lee Sweetland	1929	.292	26-89
Steve Carlton	1978	.291	25-86
Jack Scott	1927	.289	33-114
Brad Hogg	1919	.283	17-60
Dick Ruthven	1978	.283	15-53
Claude Passeau	1936	.282	22-78
Al Orth	1901	.281	36-128
Les Sweetland	1930	.281	36-128
Chief Bender	1916	.279	12-43
Schoolboy Rowe	1947	.278	22-79
Herm Wehmeier	1955	.278	20-72
Bucky Walters	1937	.277	38-137
Hal Carlson	1924	.276	21-76
Doc White	1901	.276	27-98

MOST WINS IN RELIEF, ONE SEASON

Wins	Pitcher	Year
15	Jim Konstanty	1950
13	Ron Reed	1979
12	Jack Baldschun	1962
12	Jeff Parrett	1989
12	Mitch Williams	1991
11	Jack Baldschun	1963
11	Kent Tekulve	1986
10	Dick Farrell	1957
10	Dick Farrell	1960
10	Gene Garber	1975

MOST WINS PLUS SAVES, ONE SEASON

Pitcher	Year	W+SV	Total
Mitch Williams	1993	3+43	46
Steve Bedrosian	1987	5+40	45
Mitch Williams	1991	12+30	42
Jim Konstanty	1950	16+22	38
Steve Bedrosian	1986	8+29	37
Steve Bedrosian	1988	6+28	34
Al Holland	1984	5+29	34
Mitch Williams	1992	5+29	34
Al Holland	1983	8+25	33
Dick Selma	1970	8+22	30
Doug Jones	1994	2+27	29
Roger McDowell	1990	6+22	28
Jack Baldschun	1963	11+16	27
Jack Baldschun	1964	6+21	27
Gene Garber	1977	8+19	27

PITCHING

MOST IP - PHILLIES RELIEVERS

166.2	— Andy Karl, 1945	111	— Ron Reed, 1977
152	— Jim Konstanty, 1950	110.2	— Jim Konstanty, 1951
134	— Dick Selma, 1970	110	— Gene Garber, 1975
118	— Jack Baldschun, 1964	110	— Kent Tekulve, 1986
114	— Jack Baldschun, 1963	105.2	— Jeff Parrett, 1989
112.2	— Jack Baldschun, 1962		

NON-PITCHERS THAT PITCHED FOR THE PHILS

Player	Regular	Year(s)	W-L	ERA	G	GS	IP	H	BB	SO
	Pos.	Pitched								
Roy Thomas	OF	1900	0-0	3.38	1	0	2.2	4	0	0
Walter Holke	1B	1923	0-0	0.00	1	0	0.1	1	0	0
Barney Friberg	2B	1925	0-0	4.50	1	0	4.0	4	3	1
Jack Bentley	1B	1926	0-2	8.28	7	3	25.0	37	10	7
Bucky Walters	3B	1934	0-0	1.29	2	1	7.0	8	2	7
Joe Marty	OF	1939	0-0	4.50	1	0	4.0	2	3	1
Bud Hafey	OF	1939	0-0	33.75	2	0	1.1	7	1	1
Art Mahan	1B	1940	0-0	0.00	1	0	1.0	1	0	0
Ben Chapman	OF	1945	0-0	7.71	3	0	7.0	7	6	4
Jimmie Foxx	1B	1945	1-0	1.59	9	2	22.2	13	14	10
Al Lakeman	C	1948	0-0	13.50	1	0	0.2	1	0	0
Granny Hamner	2B-SS	1956-7	0-1	3.89	4	1	9.1	11	2	5
Bob Bowman	OF	1959	0-1	6.00	5	0	6.0	5	5	0
Cookie Rojas	2B	1967	0-0	0.00	1	0	1.0	1	0	0
Mike Anderson	OF	1979	0-0	0.00	1	0	1.0	2	0	2
Greg Gross	OF	1986	0-0	0.00	1	0	0.2	1	1	2
Glenn Wilson	OF	1987	0-0	0.00	1	0	1.0	0	0	1

SEASON TOP 10

GAMES		McQuillan, 1910.....	1.60	Alexander, 1913.....	.733
Tekulve, 1987.....	90	Richie, 1908.....	1.83	Alexander, 1916.....	.733
West, 1993.....	76	Rixey, 1916.....	1.85	SAVES	
Konstanty, 1950.....	74	Alexander, 1917.....	1.86	Williams, 1993.....	43
Selma, 1970.....	73	Sanders, 1888.....	1.90	Bedrosian, 1987.....	40
Tekulve, 1986.....	73	Buffinton, 1888.....	1.91	Williams, 1991.....	30
Parrett, 1989.....	72	Foxen, 1908.....	1.95	Holland, 1984.....	29
Baldschun, 1964.....	71	STRIKEOUTS		Bedrosian, 1986.....	29
Garber, 1975.....	71	Carlton, 1972.....	310	Williams, 1992.....	29
Carman, 1985.....	71	Carlton, 1980.....	286	Bedrosian, 1988.....	28
Knowles, 1966.....	69	Carlton, 1982.....	286	Jones, 1994.....	27
Williams, 1991.....	69	Carlton, 1983.....	275	Holland, 1983.....	25
WINS		Bunning, 1965.....	268	McDowell, 1989.....	23
Gleason, 1890.....	38	Bunning, 1967.....	253	SHUTOUTS	
Alexander, 1916.....	33	Bunning, 1966.....	252	Alexander, 1916.....	16
Weyhing, 1892.....	32	Alexander, 1915.....	241	Alexander, 1915.....	12
Alexander, 1915.....	31	Carlton, 1974.....	240	Alexander, 1913.....	9
Ferguson, 1886.....	30	Short, 1965.....	237	Alexander, 1917.....	8
Alexander, 1917.....	30	WINNING PCT.		Carlton, 1972.....	8
Casey, 1887.....	28	Roberts, 1952.....	.800	McQuillan, 1908.....	7
Buffinton, 1888.....	28	Greene, 1993.....	.800	Alexander, 1911.....	7
Alexander, 1911.....	28	Ferguson, 1886.....	.769	Bunning, 1965.....	7
Roberts, 1952.....	28	Carlton, 1981.....	.765	13 with.....	6
ERA		Christenson, 1977.....	.760	last: Carlton, 1982	
Alexander, 1915.....	1.22	Denny, 1983.....	.760		
McQuillan, 1908.....	1.53	Alexander, 1915.....	.756		
Alexander, 1916.....	1.55	Carlton, 1976.....	.741		
		Sparks, 1907.....	.733		

SEASON LEADERS

20 WINS

1884	Ferguson	21-25
1885	Ferguson	26-20
	Daily	26-23
1886	Ferguson	30-9
	Casey (LH)	24-18
1887	Casey (LH)	28-13
	Ferguson	22-10
	Buffinton	21-17
1888	Buffinton	28-17
1889	Buffinton	28-16
1890	Gleason	38-17
	Vickery	24-22
1891	Gleason	24-22
	Esper (LH)	20-15
1892	Weyhing	32-21
1893	Weyhing	23-16
	Carsey	20-15
1894	Taylor	23-13
1895	Taylor	26-14
	Carsey	24-15
1896	Taylor	20-21
1898	Piatt (LH)	24-14
1899	Piatt (LH)	23-15
	Donahue	22-8
	Fraser	21-12
1901	Orth	20-12
	Donahue	21-13
1905	Pittinger	23-14
1907	Sparks	22-8
1908	McQuillan	23-17
1910	Moore	22-15
1911	Alexander	28-13*
1913	Seaton	27-12*
	Alexander	22-8
1914	Alexander	27-15*
	Mayer	21-19
1915	Alexander	31-10*
	Mayer	21-15
1916	Alexander	33-12*
	Rixey (LH)	22-10
1917	Alexander	30-13*
1950	Roberts	20-11
1951	Roberts	21-15
1952	Roberts	28-7*
1953	Roberts	23-16*
1954	Roberts	23-15*
1955	Roberts	23-14*
1966	Short (LH)	20-10
1972	Carlton (LH)	27-10*
1976	Carlton (LH)	20-7
1977	Carlton (LH)	23-10*
1980	Carlton (LH)	24-9*
1982	Carlton (LH)	23-11*

.700 WINNING PCT

1886	Ferguson (30-9)	.769
1899	Donahue (21-8)	.724
1907	Sparks (21-8)	.724
1913	Alexander (22-8)	.733
1915	Alexander (31-10)	.756*
1916	Alexander (33-12)	.733
1952	Roberts (28-7)	.800
1957	Sanford (19-8)	.704
1964	Bunning (19-8)	.704
1972	Carlton (LH) (27-10)	.730
1976	Carlton (LH) (20-7)	.741*
1977	Christenson (19-6)	.760
1980	Carlton (LH) (24-9)	.727
1983	Denny (19-6)	.760*
1991	Williams (LH) (12-5)	.706
1993	Greene (16-4)	.800
1994	Jackson (LH) (14-6)	.700

20 SAVES

1950	Konstanty	22*
1954	Baldschun	21
1970	Selma	22
1980	McGraw (LH)	20
1983	Holland (LH)	25
1984	Holland (LH)	29
1986	Bedrosian	29

1987	Bedrosian	40*
1988	Bedrosian	28
1989	McDowell	23
1990	McDowell	22
1991	Williams (LH)	30
1992	Williams (LH)	29
1993	Williams (LH)	43
1994	Jones	27

200 STRIKEOUTS

1886	Ferguson	212
1890	Gleason	222
1892	Weyhing	202
1911	Alexander	227
1914	Alexander	214*
1915	Alexander	241*
1917	Alexander	201*
1964	Bunning	219
1965	Bunning	268
	Short (LH)	237
1966	Bunning	252
1967	Bunning	253*
1968	Short (LH)	202
1972	Carlton (LH)	310*
1973	Carlton (LH)	223
1974	Carlton (LH)	240*
1979	Carlton (LH)	213
1980	Carlton (LH)	286*
1982	Carlton (LH)	286*
1983	Carlton (LH)	275*

65 GAMES PITCHED

1883	Coleman	65
1945	Karl	67*
1950	Konstanty	74*
1961	Baldschun	65*
1962	Baldschun	67
1963	Baldschun	65
1964	Baldschun	71
1965	Baldschun	65
1966	Knowles (LH)	69
1970	Selma	73
1975	Garber	71*
1978	Reed	66
1979	McGraw (LH)	65
1983	Holland (LH)	68
1984	Holland (LH)	68
1985	Carman (LH)	71
1986	Tekulve	73
	Bedrosian	68
1987	Tekulve	90*
	Bedrosian	65
1988	Tekulve	70
	Harris	66
1989	Parrett	72
1990	McDowell	72
	Akerfelds	71
1991	Williams (LH)	69
	Boever	68
1992	Williams (LH)	66
1993	West (LH)	76
	Williams (LH)	65

2.40 ERA

1884	Vinton	2.23
1885	Daily	2.21
	Ferguson	2.22
1886	Ferguson	1.98*
1888	Sanders	1.90
	Buffinton	1.91
1892	Keefe	2.36
1901	Orth	2.27
1904	Corridon	2.19
1905	Sparks	2.18
	Nichols	2.27
1906	Sparks	2.16
	Duggleby	2.25
	Lush (LH)	2.37
1907	Sparks	2.00
1908	McQuillan	1.53
	Richie	1.83
	Foxen (LH)	1.95
1909	Moore	2.10

	Corridon	2.11
	McQuillan	2.14
1910	McQuillan	1.60*
1913	Brennan (LH)	2.39
1914	Alexander	2.38
1915	Alexander	1.22*
	Mayer	2.36
	Rixey (LH)	2.39
1916	Alexander	1.55*
	Rixey (LH)	1.85
1917	Alexander	1.86*
	Rixey (LH)	2.27
1943	Barrett	2.39
1964	Short (LH)	2.20
1967	Bunning	2.29
	Short (LH)	2.39
1972	Carlton (LH)	1.98*
1980	Carlton (LH)	2.34
1983	Denny	2.37
1992	Schilling	2.35

300 INNINGS PITCHED

1883	Coleman	538
1884	Ferguson	417
1885	Daily	440
	Ferguson	405
1886	Ferguson	396
	Casey (LH)	369
1887	Casey (LH)	390
	Buffinton	332
1888	Buffinton	400
1889	Buffinton	380
	Sanders	350
1890	Gleason	506
	Vickery	382
1891	Gleason	418
1892	Weyhing	470
	Carsey	318
	Keefe	313
1893	Weyhing	345
	Carsey	318
1895	Carsey	342
	Taylor	335
1896	Taylor	359
1897	Taylor	317
1898	Piatt (LH)	306
1899	Piatt (LH)	305
1901	Donahue	304
1902	White (LH)	306
1904	Fraser	302
1905	Pittinger	337
1906	Sparks	317
1908	McQuillan	360
1909	Moore	300
1911	Alexander	367*
	Moore	308
1912	Alexander	310*
1913	Seaton	322*
	Alexander	305
1914	Alexander	355*
	Mayer	321
1915	Alexander	376*
1916	Alexander	389*
1917	Alexander	388*
	Ring	313
1950	Roberts	304
1951	Roberts	315*
1952	Roberts	330*
1953	Roberts	347*
1954	Roberts	337*
1955	Roberts	305*
1966	Bunning	314
1967	Bunning	302*
1972	Carlton (LH)	346*
1980	Carlton (LH)	304*

(LH) Left-handed Pitcher
* League Leader

Note: See *Yearly Pitching Leaders* in this section for more information.

STRIKEOUTS

MOST STRIKEOUTS, PHILLIES PITCHERS

Ks	Pitcher	Date	Opponent
18	Chris Short(L)	10/2/65	at NY (15 inn.)
17	Art Mahaffey	4/23/61	Chicago
16	Steve Carlton(L)	6/09/82	Chicago
15	Steve Carlton(L)	9/16/81	at New York
14	Chris Short(L)	9/13/63	Los Angeles
14	Jim Bunning	6/07/66	Cincinnati
14	Steve Carlton(L)	4/25/72	at San Francisco
14	Steve Carlton(L)	8/21/77	Houston
14	Steve Carlton(L)	9/09/77	St. Louis
14	Steve Carlton(L)	7/08/79	San Francisco
14	Steve Carlton(L)	9/21/82	at St. Louis
14	Terry Mulholland(L)	6/04/93	Colorado

MOST STRIKEOUTS, OPPOSING PITCHERS

Ks	Pitcher	Date	Opponent
19	David Cone	10/6/91	New York
16	Sandy Koufax(L)	6/22/59	at Los Angeles
16	Sandy Koufax(L)	5/26/62	at Los Angeles
16	Bob Veale(L)	6/01/65	at Pittsburgh
16	Sandy Koufax(L)	7/27/66	at LA (11 inn.)
16	Steve Carlton(L)	9/20/67	St. Louis
16	Steve Carlton(L)	5/21/70	St. Louis
16	Bob Gibson	5/23/70	St. Louis
16	Dwight Gooden	9/17/84	New York

10 STRIKEOUTS OR MORE, GAME (since 1900)

of Games
with 10 Ks

# of Games with 10 Ks	Pitchers
69	Steve Carlton
25	Jim Bunning
17	Chris Short
9	Ray Culp
8	Grover Alexander
7	Robin Roberts
6	Art Mahaffey, Earl Moore
5	Grant Jackson, Jack Sanford
4	Dennis Bennett, Larry Christenson, Bill Foxen, Chick Fraser, Kevin Gross, Terry Mulholland, Curt Simmons, Doc White, Rick Wise
3	John Denny, Woodie Fryman, Tommy Greene, Wayne LaMaster
2	Ralph Caldwell, George Chalmers, Harvey Haddix, Ken Howell, Johnny Lush, Lee Meadows, Jimmy Ring, Dick Ruthven
1	Bo Belinsky, Ray Benge, Ken Brett, Earl Caldwell, Don Cardwell, Gene Conley, Harry Coveleski, Jose DeJesus, Murry Dickson, Jack Hamilton, Ken Heintzelman, Charles Hudson, Si Johnson, Syl Johnson, John Lindall, Jack Meyer, Seth Morehead, Hugh Mulcahy, Lowell Palmer, Claude Passeau, Hub Pruett, Ken Raffensberger, Shane Rawley, Eppa Rixey, Curt Schilling, Tom Seaton, Wayne Twitchell

PITCH/DEFENSE

DID YOU KNOW?

Rick Wise retired 32 consecutive Cubs batters on September 18, 1971; just four shy of the NL record.

YEARLY PITCHING LEADERS

Year	Games		Complete	Games	Wins		Losses	
1883	Coleman	85	Coleman	59	Coleman	12	Coleman	*48
1884	Ferguson	50	Ferguson	46	Ferguson	21	Ferguson	25
1885	Daily	50	Daily	49	two with	26	Daily	23
1886	Ferguson	48	Ferguson	43	Ferguson	30	Casey	18
1887	Case	46	Casey	43	Casey	28	Buffinton	17
1888	Buffinton	46	Buffinton	43	Buffinton	28	Casey	18
1889	Buffinton	47	Buffinton	37	Buffinton	27	Sanders	18
1890	Gleason	60	Gleason	54	Gleason	38	Vickery	22
1891	Gleason	53	Gleason	40	Gleason	24	Gleason	22
1892	Weyhing	59	Weyhing	46	Weyhing	32	Weyhing	21
1893	Weyhing	42	Weyhing	33	Weyhing	23	Weyhing	16
1894	Taylor	41	Taylor	31	Taylor	23	Weyhing	14
1895	Carsey	44	Carsey	35	Taylor	26	Carsey	16
1896	Taylor	45	Taylor	35	Taylor	20	Taylor	21
1897	Taylor	40	Taylor	35	Taylor	16	Taylor	20
1898	Piatt	39	two with	33	Piatt	24	Donahue	17
1899	Piatt	39	Piatt	31	Piatt	23	Piatt	15
1900	Orth	33	Orth	24	Fraser	16	Orth	13
1901	two with	35	Donahue	34	Donahue	21	two with	13
1902	D White	36	D White	34	D White	16	D White	*20
1903	Duggleby	36	Duggleby	28	Duggleby	13	Duggleby	18
1904	Fraser	42	Fraser	32	Fraser	14	Fraser	24
1905	Pittinger	#46	Pittinger	29	Pittinger	23	Duggleby	17
1906	two with	42	Sparks	29	Sparks	19	Duggleby	19
1907	two with	37	Sparks	24	Sparks	22	Moren	18
1908	McQuillan	48	McQuillan	32	McQuillan	23	McQuillan	17
1909	McQuillan	41	Moore	24	Moore	18	McQuillan	16
1910	Moore	46	Ewing	20	Moore	22	Moore	15
1911	Alexander	48	Alexander	*31	Alexander	*28	Moore	*19
1912	Alexander	46	Alexander	26	Alexander	19	Alexander	17
1913	Seaton	52	Alexander	23	Seaton	*27	two with	12
1914	Mayer	48	Alexander	*32	Alexander	#27	Mayer	19
1915	Alexander	49	Alexander	*36	Alexander	*31	Mayer	15
1916	Alexander	48	Alexander	*38	Alexander	*33	Demaree	14
1917	Alexander	45	Alexander	*35	Alexander	*30	Rixey	*21
1918	Prendergast	33	Prendergast	20	two with	13	Oeschger	*18
1919	G Smith	31	G Smith	15	Meadows	8	two with	12
1920	G Smith	43	Rixey	25	Meadows	16	Rixey	*22
1921	G Smith	39	Ring	21	Meadows	11	G Smith	*20
1922	G Smith	42	Meadows	19	two with	12	two with	18
1923	Ring	39	Ring	23	Ring	18	Weinhart	17
1924	Carlson	38	Ring	16	two with	10	Carlson	17
1925	Ring	38	Ring	21	Ring	14	Mitchell	17
1926	Willoughby	47	Carlson	20	Carlson	17	Dean	16
1927	Scott	#48	Scott	17	Scott	9	Scott	21
1928	Benge	40	Benge	12	Benge	8	Benge	18
1929	Willoughby	49	Willoughby	14	Willoughby	15	Benge	15
1930	H Elliott	*48	Collins	17	Collins	16	Willoughby	17
1931	J Elliott	*52	two with	16	J Elliott	#19	Benge	18
1932	Collins	43	Holley	16	Collins	14	Holley	14
1933	Liska	45	Holley	12	Holley	13	Holley	15
1934	C Davis	*51	C Davis	18	C Davis	19	Collins	18
1935	Jorgens	*53	C Davis	19	C Davis	16	Jorgens	15
1936	Passeau	49	Walters	15	two with	11	Walters	*21
1937	Mulcahy	*56	Passeau	18	LaMaster	15	LaMaster	19
1938	Mulcahy	46	two with	15	Passeau	11	Mulcahy	*20
1939	Mulcahy	38	two with	14	Higbe	10	Mulcahy	16
1940	Higbe	41	Mulcahy	21	Higbe	14	Mulcahy	*22
1941	Pearson	46	Podgajny	8	two with	9	two with	14
1942	Podgajny	43	Hughes	19	Hughes	12	Melton	20

*League Leader #Tied for League

YEARLY PITCHING LEADERS

Year	Games	Complete	Games	Wins	Losses		
1943	Gerheuser	38	two with	11	Rowe	14	Gerheuser 19
1944	Schanz	40	Raffensberger	18	two with	13	Raffensberger 20
1945	Karl	*67	Barrett	8	Karl	9	Barrett 20
1946	two with	39	Raffensberger	14	two with	11	Raffensberger 15
1947	Donnelly	38	Leonard	19	Leonard	17	Judd 15
1948	Dubiel	37	Leonard	16	Leonard	12	Leonard 18
1949	Konstanty	53	Heintzelman	15	two with	17	Roberts 15
1950	Konstanty	*74	Roberts	21	Roberts	20	two with 11
1951	Konstanty	58	Roberts	22	Roberts	21	Roberts 15
1952	Hansen	43	Roberts	*30	Roberts	*28	Drews 15
1953	Konstanty	48	Roberts	*33	Roberts	#23	Roberts 16
1954	Roberts	45	Roberts	*29	Roberts	*23	Dickson 20
1955	J Meyer	50	Roberts	*26	Roberts	*23	Roberts 14
1956	R Miller	49	Roberts	*22	Roberts	19	Roberts 18
1957	Farrell	52	Sanford	15	Sanford	19	Roberts 22
1958	Farrell	54	Roberts	21	Roberts	17	two with 14
1959	J Meyer	47	Roberts	19	Roberts	15	Roberts 17
1960	Farrell	59	Roberts	13	Roberts	12	two with 16
1961	Baldschun	65	Mahaffey	12	Mahaffey	11	Mahaffey 19
1962	Baldschun	67	Mahaffey	20	Mahaffey	19	Mahaffey 14
1963	Baldschun	65	two with	10	Culp	14	Culp 12
1964	Baldschun	71	Bunning	13	Bunning	19	Bennett 14
1965	Baldschun	65	two with	15	Bunning	19	Short 11
1966	Knowles	69	Short	19	Short	20	Bunning 14
1967	Farrell	50	Bunning	16	Bunning	17	two with 15
1968	Farrell	54	L Jackson	12	Short	19	L Jackson 17
1969	two with	46	Wise	14	Wise	15	G Jackson 18
1970	Selma	73	Short	7	Wise	13	Short 16
1971	Brandon	52	Wise	17	Wise	17	three with 14
1972	Twitchell	49	Carlton	*30	Carlton	*27	Reynolds 15
1973	Scarce	52	Carlton	#18	four with	13	Carlton 20
1974	Scarce	58	Carlton	17	Lonborg	17	Schueler 16
1975	Garber	*71	Carlton	14	Carlton	15	Carlton 14
1976	two with	59	Carlton	13	Carlton	20	Kaat 14
1977	Garber	64	Carlton	17	Carlton	*23	Kaat 11
1978	Reed	66	Carlton	12	Carlton	16	Christenson 14
1979	McGraw	65	Carlton	13	Carlton	18	Lerch 13
1980	McGraw	57	Carlton	13	Carlton	*24	Lerch 14
1981	Lyle	48	Carlton	10	Carlton	13	two with 7
1982	R Reed	57	Carlton	*19	Carlton	*23	three with 11
1983	Holland	68	Carlton	8	Denny	*19	Carlton 16
1984	Holland	68	two with	3	Koosman	14	Koosman 15
1985	Carman	71	three with	6	Gross	15	Denny 14
1986	Tekulve	73	two with	7	Gross	12	Gross 12
1987	Tekulve	90	Rawley	4	Rawley	17	Gross 16
1988	Tekulve	70	Gross	5	Gross	12	Rawley 16
1989	Parrett	72	three with	2	two with	12	Carman 15
1990	McDowell	72	Mulholland	6	Combs	10	Ruffin 13
1991	Williams	69	Mulholland	8	Mulholland	16	Mulholland 13
1992	Williams	66	Mulholland	*12	Schilling	14	Abbott 14
1993	West	76	three with	7	two with	16	Jackson 11
1994	Stocumb	52	Jackson	4	Jackson	14	West 10

*League Leader #Tied for League Lead

YEARLY PITCHING LEADERS

Year	ERA	Shutouts	Innings	Pitched	Strikeouts			
1883	Coleman	4.87	Coleman	3	Coleman	538.1	Coleman	159
1884	Vinton	2.23	Ferguson	2	Ferguson	416.2	Ferguson	194
1885	Daily	2.21	Ferguson	5	Daily	440.0	Ferguson	194
1886	Ferguson	*1.98	two with	4	Ferguson	395.2	Ferguson	212
1887	Casey	*2.86	Casey	*4	Casey	390.1	Buffinton	160
1888	Sanders	1.90	Buffinton	6	Buffinton	400.1	Buffinton	199
1889	Buffinton	3.24	Buffinton	2	Buffinton	380.0	Buffinton	153
1890	Gleason	2.63	Gleason	6	Gleason	506.0	Gleason	22
1891	Gleason	3.51	three with	1	Gleason	418.0	Esper	108
1892	Keele	2.36	Weyhing	6	Weyhing	469.2	Weyhing	202
1893	Taylor	4.24	Weyhing	2	Weyhing	345.1	Weyhing	101
1894	Taylor	4.08	Weyhing	2	Taylor	298.0	Weyhing	81
1895	Taylor	4.49	Taylor	1	Carsey	342.1	Taylor	93
1896	Orth	4.41	two with	1	Taylor	359.0	Taylor	97
1897	Wheeler	3.96	two with	2	Taylor	317.1	Taylor	88
1898	Orth	3.02	Platt	#6	Platt	306.0	Platt	121
1899	Orth	*2.49	two with	4	Platt	305.0	Platt	89
1900	Fraser	3.14	two with	2	Orth	262.0	Orth	68
1901	Orth	2.27	Orth	#6	Donahue	304.1	D White	132
1902	D White	2.53	two with	3	D White	306.0	D White	185
1903	Sparks	2.72	Duggleby	3	Duggleby	264.0	Fraser	104
1904	Corridon	2.19	two with	3	Fraser	302.0	Fraser	127
1905	Sparks	2.18	Pittinger	4	Pittinger	337.0	Pittinger	136
1906	Sparks	2.16	Sparks	6	Sparks	316.2	Lush	151
1907	Richie	2.00	Brown	4	Corridon	274.0	Corridon	131
1908	McQuillan	1.53	McQuillan	7	McQuillan	359.2	McQuillan	114
1909	E Moore	2.10	two with	4	E Moore	299.2	E Moore	173
1910	McQuillan	*1.60	E Moore	6	E Moore	283.0	E Moore	*185
1911	Alexander	2.57	Alexander	#7	Alexander	*367.0	Alexander	227
1912	Rixey	2.50	two with	3	Alexander	#310.1	Alexander	*195
1913	Brennan	2.36	Alexander	*9	Seaton	*322.1	Seaton	*168
1914	Alexander	2.38	Alexander	6	Alexander	*355.0	Alexander	*214
1915	Alexander	*1.22	Alexander	*12	Alexander	*376.1	Alexander	*241
1916	Alexander	*1.55	Alexander	+16	Alexander	*388.2	Alexander	*167
1917	Alexander	*1.86	Alexander	*8	Alexander	*387.2	Alexander	*201
1918	Jacobs	2.41	Jacobs	4	Prendergast	252.1	Hogg	81
1919	Meadows	2.47	Meadows	3	G Smith	185.0	Meadows	88
1920	Meadows	2.84	Meadows	3	Rixey	284.1	Rixey	109
1921	Winters	3.63	Meadows	2	Ring	246.0	Ring	88
1922	Weinert	3.40	Meadows	2	Ring	249.1	Ring	116
1923	Ring	3.76	Glazner	3	Ring	313.1	Ring	112
1924	Ring	3.97	two with	2	Ring	215.1	Ring	72
1925	Carlson	4.23	Carlson	#4	Ring	270.0	Ring	93
1926	Carlson	3.24	Carlson	3	Carlson	267.1	Carlson	55
1927	Ulrich	3.17	five with	1	Scott	233.1	Pruett	90
1928	Benge	4.55	four with	1	Benge	201.2	Ring	72
1929	Willoughby	4.99	two with	2	Willoughby	243.1	Benge	78
1930	Collins	4.78	three with	1	Collins	239.0	Collins	87
1931	Benge	3.17	three with	2	J Elliott	249.0	Benge	117
1932	Rhem	3.74	two with	2	Holley	228.0	Benge	89
1933	Holley	3.53	two with	3	Holley	206.2	Holley	56
1934	C Davis	2.95	two with	3	C Davis	274.1	C Davis	99
1935	C Davis	3.66	C Davis	3	C Davis	231.0	C Davis	74
1936	Walters	4.26	Walters	#4	Walters	258.0	Passeau	85
1937	Passeau	4.34	Walters	3	Passeau	*292.1	LaMaster	135
1938	Butcher	2.93	three with	1	Mulcahy	267.1	Passeau	100
1939	Beck	4.73	three with	1	Mulcahy	225.2	Higbe	79
1940	Mulcahy	3.60	Mulcahy	3	Higbe	283.0	Higbe	*137
1941	Hughes	4.45	Hughes	2	Podganjny	181.1	Johnson	80
1942	Hughes	3.06	two with	1	Hughes	253.0	Melton	107

* League Leader #Tied for League Lead +1st on All-Time Single Season Leaders List

YEARLY PITCHING LEADERS

Year	ERA		Shutouts		Innings Pitched		Strikeouts	
1943	Barrett	2.39	Rowe	3	Gerheuser	215.0	Gerheuser	92
1944	Raffensberger	3.06	two with	3	Raffensberger	258.2	Raffensberger	136
1945	Karl	2.99	Mauney	2	Barrett	190.2	Schanz	56
1946	Judd	3.53	three with	2	Raffensberger	196.0	Raffensberger	73
1947	Leonard	2.68	Leonard	3	Leonard	235.0	Leonard	103
1948	Leonard	2.51	two with	2	Leonard	225.2	Leonard	92
1949	Heintzelman	3.02	Heintzelman	#5	Heintzelman	250.0	Roberts	95
1950	Roberts	3.02	Roberts	#5	Roberts	304.1	two with	146
1951	Roberts	3.03	Roberts	*6	Roberts	*315.0	Roberts	127
1952	Roberts	2.59	Simmons	#6	Roberts	*330.0	Roberts	148
1953	Roberts	2.75	Roberts	5	Roberts	*346.2	Roberts	*198
1954	Simmons	2.81	two with	4	Roberts	*336.2	Roberts	*185
1955	Roberts	3.28	Dickson	4	Roberts	*305.0	Roberts	160
1956	Simmons	3.36	Haddix	2	Roberts	297.1	Roberts	157
1957	Sanford	3.08	Sanford	3	Roberts	249.2	Sanford	*188
1958	Roberts	3.23	two with	2	Roberts	269.2	Roberts	130
1959	Conley	3.00	Conley	3	Roberts	257.1	Roberts	137
1960	Conley	3.68	two with	2	Roberts	237.1	Roberts	122
1961	Mahaffey	4.10	Mahaffey	3	Mahaffey	219.1	Mahaffey	158
1962	Bennett	3.81	two with	2	Mahaffey	274.0	Mahaffey	177
1963	Short	2.29	Culp	5	McLish	209.2	Culp	176
1964	Short	2.20	Bunning	5	Bunning	284.1	Bunning	219
1965	Bunning	2.60	Bunning	7	Short	297.1	Bunning	268
1966	Bunning	2.41	Bunning/ Jackson	#5	Bunning	314.0	Bunning	252
1967	Bunning	2.29	Bunning	*6	Bunning	*302.1	Bunning	*253
1968	L Jackson	2.77	Fryman	5	Short	269.2	Short	202
1969	Wise	3.23	G Jackson	4	G Jackson	253.0	G Jackson	180
1970	Bunning	4.11	Fryman	3	Wise	220.0	Selma	153
1971	Wise	2.88	Wise	4	Wise	272.0	Wise	155
1972	Carlton	*1.97	Carlton	8	Carlton	*346.1	Carlton	*310
1973	Twitchell	2.50	Twitchell	5	Carlton	#293.1	Carlton	223
1974	Lonborg	3.21	Lonborg	3	Carlton	291.0	Carlton	*240
1975	Carlton	3.56	Carlton	3	Carlton	255.0	Carlton	192
1976	Lonborg	3.08	Carlton	2	Carlton	252.2	Carlton	195
1977	Carlton	2.64	Carlton	2	Carlton	283.0	Carlton	198
1978	Carlton	2.84	two with	3	Carlton	247.0	Carlton	161
1979	Carlton	3.62	Carlton	4	Carlton	251.0	Carlton	213
1980	Carlton	2.34	Carlton	3	Carlton	*304.0	Carlton	*286
1981	Carlton	2.42	Carlton	1	Carlton	190.0	Carlton	179
1982	Carlton	3.10	Carlton	*6	Carlton	*295.2	Carlton	*286
1983	Denny	2.37	Carlton	3	Carlton	*283.2	Carlton	*275
1984	Koosman	3.25	two with	1	Carlton	229.0	Carlton	163
1985	Rawley	3.31	three with	2	Gross	205.2	Gross	151
1986	Gross	4.02	two with	2	Gross	241.2	Gross	154
1987	Carman	4.22	Carman	2	Rawley	229.2	Carman	125
1988	Gross	3.69	three with	1	Gross	231.2	Gross	162
1989	Howell	3.44	six with	1	Howell	204.0	Howell	164
1990	Mulholland	3.34	Combs	2	Combs	183.1	Combs	108
1991	Greene	3.38	Mulholland	3	Mulholland	232.0	Greene	154
1992	Schilling	2.35	Schilling	4	Mulholland	229.0	Schilling	147
1993	Mulholland	3.25	three with	2	Schilling	235.1	Schilling	186
1994	Jackson	3.26	Jackson	1	Jackson	179.1	Jackson	129

*League Leader #Tied for League Lead

YEARLY TEAM PITCHING

YEAR	W-L	ERA	CG	SHO	SV	IP	H	R	ER	HR	HB	BB	SO	WP	BK
1900	75-63	4.12	116	7	3	1249	-	792	572	29	-	402	284	-	-
1901	83-57	2.87	125	16	0	1247	1221	543	398	19	-	259	480	-	-
1902	56-81	3.50	118	8	2	1211	1323	649	471	12	-	334	504	-	-
1903	49-86	3.97	*126	5	2	1212	1347	743	535	21	-	425	381	-	-
1904	52-100	3.39	131	10	2	1339	1418	782	505	22	-	425	469	-	-
1905	83-69	2.81	119	12	5	1399	1303	603	437	21	-	411	516	-	-
1906	71-82	2.58	108	21	5	1354	1201	568	388	18	-	436	500	-	-
1907	83-64	*2.43	110	21	3	1299	1095	481	351	13	-	422	499	-	-
1908	83-71	*2.10	116	22	6	1393	1167	#446	325	8	-	379	476	-	-
1909	74-79	2.44	88	17	6	1391	1190	518	377	23	-	470	610	-	-
1910	78-75	3.05	84	16	7	1411	1297	682	478	36	-	547	610	-	-
1911	7973	3.30	90	20	9	1373	1285	673	504	43	-	598	697	-	-
1912	73-79	3.25	82	10	8	1355	1381	689	489	43	-	515	616	-	-
1913	88-63	3.15	77	*20	11	1455	1407	636	510	40	-	512	*667	-	-
1914	74-80	3.06	84	14	6	1379	1403	673	469	27	-	452	650	-	-
1915	90-62	*2.17	*98	*20	8	1374	1161	#463	331	26	-	342	652	-	-
1916	01-62	2.36	*97	*26	9	1382	1238	489	363	28	-	#295	501	-	-
1917	87-65	2.46	103	*22	4	1389	1258	501	380	25	-	#327	617	-	-
1918	55-68	3.15	78	10	6	1140	1086	507	399	22	-	369	312	-	-
1919	47-90	4.17	93	6	2	1243	1391	699	576	40	-	408	397	-	-
1920	62-91	3.63	77	8	11	1381	1480	714	557	35	-	444	419	-	-
1921	51-103	4.48	82	5	8	1349	1665	919	672	79	-	371	333	-	-
1922	57-96	4.64	73	6	5	1372	1692	920	707	89	-	460	394	-	-
1923	50-104	5.30	68	3	8	1385	1801	1008	816	100	-	549	385	-	-
1924	55-96	4.87	59	7	10	1355	1689	849	733	84	-	469	349	-	-
1925	68-85	5.02	69	8	9	1351	1753	930	754	117	22	444	371	33	2
1926	58-93	5.19	68	5	5	1294	1699	900	446	68	21	454	331	31	2
1927	51-103	5.35	81	5	6	1357	1710	903	807	84	35	462	377	23	1
1928	43-109	5.52	42	4	11	1353	1654	957	830	109	41	671	403	22	2
1929	71-82	6.13	45	5	*24	1348	1743	1032	918	123	39	616	369	22	4
1930	52-102	6.71	54	3	7	1373	1993	1199	1025	42	33	543	384	23	2
1931	66-88	4.58	60	4	16	1360	1603	828	692	75	36	511	499	26	6
1932	78-76	4.47	59	4	*17	1384	1589	796	688	107	30	450	459	19	3
1933	60-92	4.34	52	10	13	1338	1563	760	645	87	41	410	341	30	4
1934	56-93	4.76	52	8	15	1297	1501	794	685	126	29	437	416	16	4
1935	64-89	4.76	53	8	15	1375	1652	871	727	106	48	505	475	21	2
1936	54-100	4.64	51	7	14	1365	1630	874	705	87	36	515	454	27	1
1937	61-92	5.06	59	6	15	1371	1629	869	771	116	32	501	529	17	1
1938	45-105	4.93	68	3	6	1329	1516	840	728	76	26	582	492	24	4
1939	45-106	5.17	67	3	12	1327	1502	856	762	106	42	579	447	40	1
1940	50-103	4.40	66	5	8	1357	1429	750	664	92	25	475	485	35	5
1941	43-111	4.50	35	4	9	1372	1499	793	686	79	25	606	552	34	1
1942	42-109	4.12	51	2	6	1341	1328	706	614	61	26	605	472	27	6
1943	64-90	3.79	66	11	14	1393	1430	676	586	59	20	451	431	28	4
1944	61-92	3.64	66	11	6	1395	1407	658	564	49	20	459	496	28	4
1945	46-108	4.64	31	4	*26	1353	1544	865	697	61	29	608	432	38	5
1946	69-85	3.99	55	11	23	1369	1442	704	607	73	34	542	490	32	0
1947	62-92	3.96	70	8	14	1362	1399	687	599	98	25	513	514	25	4
1948	66-88	4.08	61	6	15	1362	1385	729	617	95	20	556	550	26	3
1949	81-73	3.89	58	12	15	1392	1389	668	602	104	22	#502	495	17	6
1950	91-63	*3.50	57	13	*27	1406	1324	#624	546	122	13	#530	620	28	14
1951	73-81	3.81	57	*19	15	1385	1373	644	586	110	22	497	570	32	3
1952	87-67	*3.07	*80	*16	16	1387	1306	#552	473	95	17	#373	609	14	1
1953	83-71	3.80	*76	13	15	1369	1410	666	578	138	28	#410	637	14	1
1954	75-79	3.59	*78	14	12	1365	1329	614	545	133	17	#450	570	20	1
1955	77-77	3.93	58	11	21	1357	1291	666	592	161	25	477	657	28	0
1956	77-77	3.93	58	11	21	1357	1291	666	592	161	25	477	657	28	0
1956	71-83	4.20	57	4	15	1377	1407	738	643	172	29	#437	750	20	2
1957	77-77	3.80	54	9	23	1401	1363	656	591	139	20	#412	858	28	3
1958	69-85	4.32	51	6	15	1397	1480	762	671	148	21	446	778	37	3
1959	64-90	4.27	54	8	15	1354	1357	725	643	150	28	474	769	39	4
1960	59-95	4.01	45	6	16	1375	1423	691	613	133	22	439	736	38	8
1961	47-107	4.61	29	9	13	1383	1452	796	708	155	34	521	775	54	0
1962	81-80	4.28	43	7	24	1427	1469	759	678	155	47	574	863	69	4
1963	87-75	3.09	45	12	31	1457	1262	578	500	113	38	553	1052	49	13
1964	92-70	3.37	37	17	*41	1460	1402	632	546	129	51	440	1009	51	1
1965	85-76	3.53	50	18	21	1469	1426	667	576	116	60	466	1071	41	1
1966	87-75	3.57	*52	15	23	1460	1439	640	579	137	61	412	928	43	4
1967	82-80	3.10	46	17	23	1453	1372	581	501	86	41	403	967	37	4
1968	76-86	3.36	42	12	27	1448	1416	615	541	91	41	421	935	30	3
1969	63-99	4.14	47	14	21	1434	1494	745	660	134	38	570	921	54	8
1972	59-97	3.66	43	13	15	1400.0	1318	635	570	117	29	536	927	51	8
1973	71-91	3.99	*49	11	22	1447.1	1435	717	642	131	32	632	919	61	2

*Led League #Fewest in League NOTE: Saves did not become an official statistic until 1969.

YEARLY TEAM PITCHING

YEAR	W-L	ERA	CG	SHO	SV	IP	H	R	ER	HR	HB	BB	SO	WP	BK
1970	73-88	4.17	24	8	36	1461.0	1483	730	677	132	33	538	1047	52	7
1971	67-95	3.71	31	10	25	1407.2	1396	688	607	132	37	525	838	53	2
1972	59-97	3.66	43	13	15	1400.0	1318	635	570	117	29	536	927	51	8
1973	71-91	3.99	*49	11	22	1447.1	1435	717	642	131	32	632	919	61	2
1974	80-82	3.91	46	4	19	1447.1	1394	701	629	111	31	682	892	63	15
1975	86-76	3.82	33	11	30	1455.0	1353	694	618	111	25	546	897	50	20
1976	101-61	3.08	34	9	44	1459.0	1377	557	499	98	19	#397	918	38	7
1977	101-61	3.71	31	4	*47	1455.2	1451	668	600	134	24	#482	856	44	17
1978	90-72	3.33	38	9	29	1436.1	1343	586	532	118	25	393	813	29	22
1979	84-78	4.16	33	14	29	1441.1	1455	718	666	135	29	477	787	36	18
1980	91-71	3.43	25	8	40	1480.0	1419	639	564	87	20	530	889	51	23
1981	59-88	4.05	19	5	23	960.1	967	472	432	72	14	347	580	32	16
1982	89-73	3.61	*38	13	33	1456.1	1395	654	584	86	28	472	*1002	49	17
1983	90-72	3.34	20	10	41	1461.2	1429	542	542	111	23	#464	*1092	44	18
1984	81-81	3.62	11	6	35	1458.1	1416	690	586	101	17	448	904	41	27
1985	75-87	3.68	24	9	30	1447.0	1424	673	592	115	26	596	899	24	9
1986	86-75	3.85	22	11	39	1451.2	1437	713	621	130	22	553	874	45	17
1987	80-82	4.18	13	7	48	1448.1	1453	749	673	167	35	587	877	35	23
1988	85-96	4.14	16	6	36	1433.0	1447	734	659	118	36	628	859	52	19
1989	67-95	4.04	10	10	33	1433.0	1408	735	644	127	31	*613	899	*91	18
1990	77-85	4.07	18	7	35	1449.0	1381	729	655	124	29	*651	840	*69	15
1991	78-84	3.86	16	11	35	*1436.0	1346	680	628	111	43	*670	988	*81	#6
1992	70-92	4.11	*27	7	34	1428.0	1387	717	652	113	27	549	851	43	9
1993	97-65	3.95	*24	11	46	*1472.2	1419	740	647	129	37	573	*117	73	#7
1994	54-61	3.85	7	6	30	1024.1	1028	497	438	98	28	377	699	45	6

*Led League #Fewest in League NOTE: Saves did not become an official statistic until 1959.

Phillies

TM

PITCH/DEFENSE

LEAGUE LEADERS – DEFENSE

By Percentage

1900	Nap Lajoie, 2b	.954	1955	Willie Jones, 3b	.960
	Ed McFarland, c	.963		Andy Seminick, c	.994
1901	Bill Hallman, 2b	.971	1956	Willie Jones, 3b	.973
	Harry Wolverton, 3b	.921	1958	Willie Jones, 3b	.967
1903	Harry Wolverton, 3b	.941		Robin Roberts, p	1.000
1904	Harry Wolverton, 3b	.925	1962	Tony Gonzalez, of	1.000
1906	Roy Thomas, of	.986	1963	Chris Short, p	1.000
1909	Kitty Bransfield, 1b	.989		Don Demeter, of	1.000
1910	Mickey Doolan, ss	.948		Tony Taylor, 2b	.986
1911	Sherry Magee, of	.981	1964	Tony Gonzalez, of	.996
1913	Hans Lobert, 3b	.974	1966	Bill White, 1b	.994
	Bill Killefer, c	.988	1967	Tony Gonzalez, of	.993
1914	Hans Lobert, 3b	.944		Bobby Wine, ss	.980
1915	Bobby Byrne, 3b	.969	1968	Larry Jackson, p	1.000
1916	Bill Killefer, c	.985		Johnny Callison, of	1.000
1917	Dode Paskert, of	.984		Cookie Rojas, 2b	.987
	Bill Killefer, c	.984	1971	Rick Wise, p	1.000
1922	Butch Henline, c	.983		Larry Bowa, ss	.987
1924	Heinie Sand, ss	.959	1972	Don Money, 3b	.978
	George Harper, of	.986		Larry Bowa, ss	.987
1927	Jimmy Cooney, ss	.978	1973	Ken Brett, p	1.000
	Dick Spalding, of	.992		Greg Luzinski, of	.993
1929	Walt Lerian, c	.986	1974	Larry Bowa, ss	.984
1932	Don Hurst, 1b	.993	1976	Dave Cash, 2b	.988
	Pinky Whitney, 3b	.960	1978	Bob Boone, c	.991
1935	Johnny Vergez, 3b	.953		Bake McBride, of	.996
1937	Dolph Camilli, 1b	.994		Larry Bowa, ss	.986
	Pinky Whitney, 3b	.982	1979	Larry Bowa, ss	.991
1939	Pinky May, 3b	.956	1980	Pete Rose, 1b	.997
1940	Ham Schulte, 2b	.980		Steve Carlton, p	1.000
1941	Pinky May, 3b	.972	1982	Manny Trillo, 2b	.994
1942	Danny Litwhiler, of	1.000		Garry Maddox, of	.992
1943	Pinky May, 3b	.963	1984	Ozzie Virgil, c	.994
1946	Frank McCormick, 1b	.999	1986	Mike Schmidt, 3b	.980
1947	Dutch Leonard, p	1.000	1990	Pat Combs, p	1.000
1953	Willie Jones, 3b	.975	1993	Curt Schilling, p	1.000
	Smoky Burgess, c	.993	1994	Milt Thompson, of	1.000
1954	Willie Jones, 3b	.968		Danny Jackson, p	1.000

ALL-TIME FIELDING TEAM

POS.	PLAYER	YEAR	G	TC	E	PCT.
1B	Frank McCormick	1946	134	1283	1	.999
2B	Manny Trillo	1982	149	879	5	.994
SS	Larry Bowa	1979	146	683	6	.991
3B	Pinky Whitney	1937	130	374	7	.982
OF	Danny Litwhiler	1942	151	317	0	1.000
OF	Tony Gonzalez	1962	114	276	0	1.000
OF	Don Demeter	1963	119	172	0	1.000
OF	Johnny Callison	1968	109	197	0	1.000
C	Spud Davis	1931	114	501	3	.994
C	Ozzie Virgil	1985	120	723	4	.994
P	Eppa Rixey	1917	39	108	0	1.000

*League Record

PHILLIES PLAYING ALL FOUR INFIELD POSITIONS

Richie Allen	Mariano Duncan	Pete Mackanin	Mike Schmidt
Ruben Amaro	Barney Friberg	Les Mallon	Pop Schriver
John Antonelli	Kid Gleason	Dots Miller	Glen Stewart
Shad Barry	Bill Grey	Bobby Morgan	Tony Taylor
Lena Blackburne	Bill Hallman	Emmett Mueller	John Vukovich
Ernie Courtney	Terry Harmon	Dode Paskert	Jimmy Walsh
Lave Cross	Charlie Hayes	Harry Pearce	Joe Ward
Ed Delahanty	Roy Hughes	Bobby Pfell	Russ Wrightstone
Cozy Dolan	Hal Irelan	Charlie Reilly	
She Donahue	Wally Kimmick	Cookie Rojas	

TRIPLE PLAYS

TURNED BY PHILLIES

Date	Opponent	Fielders	Batter
9/08/90	vs BKN	Allen (ss) to Myers (2b) to McCauley (1b)	Smith
4/23/91	vs BKN	Shindle (3b) to Allen (ss)	O'Brien
9/05/08	vs NY	Doolan (ss) to Knabe (2b) to Dooin (c) to Grant (3b) to Doolan to Dooin to Grant	Devlin
9/04/09	vs BKN	Doolan (ss) to Ward (2b) to Bransfield (1b) to Dooin (c)	Bell
8/12/16	vs NY	Bancroft (ss) to Byrne (3b) to Bancroft (ss)	Robertson
5/26/18	at CIN	Bancroft (ss) to Luderus (1b)	Magee
7/06/23	vs PIT	Mokan (lf) to Henline (c) to Sand (ss)	Carey
7/04/24	at NY	Ford (3b) to Sand (ss) to Holke (1b)	Groh
5/01/25	vs BOS	Schultz (rf) to Henline (c) to Fonseca (2b)	O'Neil
6/29/25	vs BKN	Carlson (p) to Sand (ss) to Hawks (1b)	DeBerry
6/03/29	at PIT	Thompson (2b) to Hurst (1b) to Friberg (ss)	Grimes
9/16/30	vs PIT	Thompson (2b) to Sherlock (1b)	Traynor
7/01/31	vs CHI	Mallon (2b) to Friberg (1b) to Bartell (ss)	Taylor
4/26/35	at NY	Wilson (c) to Bivin (p) to Ryan (ss) to Camilli (1b)	Mancusco
7/23/48	at CIN	Caballero (3b) to Hamner (2b) to Sisler (1b)	Stallcup
6/23/49	at PIT	Miller (2b) to Hamner (ss) to Sisler (1b)	Stevens
6/22/50	vs PIT	Miller (p) to Hamner (ss) to Waitkus (1b) to Seminick (c)	Bell
9/25/55	at NY	Kazanski (ss) to Morgan (2b) to Blaylock (1b)	Hoffman
6/28/58	vs STL	Hemus (2b) to Anderson (1b)	K.Boyer
5/17/64	at HOU	Herrnstein (1b) to Wine (ss) to Herrnstein to Triandos (c)	Grote
8/15/64	at NY	Boozar (p) to Amaro (ss) to Thomas (1b)	Klaus
10/2/64	at CIN	Johnson (lf) to Wine (ss) to Taylor (2b) to Power (1b)	D.Johnson
8/15/67	vs NY	Allen (3b) to Rojas (2b) to White (1b)	Linz
5/04/68	vs PIT	Wine (ss) to Rojas (2b) to White (1b)	Mota
4/28/91	vs SD	Ready (2b) to Jordan (1b)	T. Gwynn
9/20/92	at PIT	Morandini (2b) unassisted	King

TURNED VS PHILLIES

Date	Opponent	Fielders	Batter
9/08/85	vs NY	Connor (1b) to Gerhardt (2b)	Ferguson
8/04/87	at CHI	Pfeffer (2b) to Williamson (ss) to Burris (3b)	McGuire
9/11/94	at PIT	Steere (ss) to Beckley (1b) to Sugden (c), to Bierbauer (2b)	Delahanty
6/26/02	vs NY	Bean (ss) to Smith (2b) to O'Hagan (1b) to Yeager(c)	Jacklitsch
7/27/07	at PIT	Nealon (1b) to Wagner (ss) to Nealon (1b)	Courney
9/23/07	at CHI	Howard (1b) to Tinker (ss)	Dooin
9/03/08	vs BKN	Pastorius (p) to Alperman (2b) to Jordan (1b)	Dooin
10/9/11	vs BOS	Ingerton (ss) to Sweeney (2b) to Houser (1b)	Knabe
4/24/14	at NY	Doyle (2b) to Merkle (1b) to Fletcher (ss) to McLean (c)	Luderus
7/17/19	vs STL	Lavan (ss) to Hornsby (3b)	Sicking
7/07/20	at PIT	Cooper (p) to Caton (ss) to Grimm (1b)	Wheat
8/21/20	at PIT	Cooper (p) to McKechnie (3b) to Whitted (1b)	LeBourveau
7/27/21	at STL	Hornsby (ss) to Toporcer (2b) to Fournier (1b)	Rapp
9/03/22	at NY	Youngs (rf) to Bancroft (ss) to Groh (3b) to Kelly (1b)	Smith
10/6/23	at BOS	Padgett (ss) unassisted	Holke
7/30/24	vs STL	Bottomley (1b) to Cooney (ss) to Hornsby (2b)	Mokan
9/06/24	vs NY	Frisch (2b) to Terry (1b)	Schultz
5/18/29	vs BKN	Hendrick (1b) to Bancroft (ss)	O'Doul
5/25/29	at BKN	Bancroft (ss) to Hendrick (1b) to Moore (2b)	Peel
5/29/34	at BOS	Frankhouse (p) to Jordan (1b) to Urbanski (ss)	Jeffries
8/04/34	vs NY	Critz (2b) to Terry (1b) to Jackson (ss)	Allen
9/16/36	vs STL	Haines (p) to Mize (1b) to Durocher (ss)	Grace
7/12/37	vs NY	Ott (rf) to Mancusco (c) to Bartell (ss) to Chiozza (3b)	Arnovich
9/06/42	vs BOS	Earley (p) to Miller (ss) to West (1b)	Murtaugh
8/23/47	vs STL	Rice (c) to Marion (ss) to Musial (1b)	Gilbert
5/21/50	vs STL	Garagiola (c) to Giaviano (3b) to Marion (ss) to Musial (1b)	Waitkus
8/30/53	vs CIN	Bridges (2b) to McMillian (ss) to Kluzewski (1b)	Hamner
7/06/60	at MILW	Cottier (2b) to Adcock (1b) to Crandall (c) to Mathews (3b)	Smith
7/15/78	at ATL	Horner (3b) to Hubbard (2b) to Murphy (1b)	Cardenal
4/11/81	at STL	Templeton (ss) to Porter (c) to Hernandez (1b) to Herr (2b) to Oberkiell (3b)	Matthews

REGULAR STARTERS AT 3 DIFFERENT POSITIONS

Richie Allen	3B (1964-67)	LF (1968)	1B (1969; 75-76)
Ed Andrews	2B (1884)	LF (1885)	CF (1886-88)
Ed Delahanty	CF (1891-92)	LF (1893-99; 1901)	1B (1900)
Bill Hallman	SS (1899)	2B (1892-96; 1901)	3B (1902)
Von Hayes	RF (1983-84, 89-90)	CF (1985)	1B (1986-88)



DARREN DAULTON

1994 REVIEW

<i>Club Stats</i>	129
<i>Day-by-Day</i>	134-137
<i>Detailed Hitting</i>	130
<i>Detailed Stats, Team</i>	130
<i>Fielding Stats</i>	131
<i>Final Standings</i>	133
<i>Final Stats</i>	128
<i>Highs & Lows</i>	132-133
<i>Pinch Hitting Stats</i>	129
<i>Roster Moves</i>	139
<i>Spring Training Stats</i>	127
<i>Team Notes</i>	138

1994 SPRING TRAINING STATISTICS

PLAYER	AVG	G	AB	R	H	2B	3B	HR	RBI	SB
BATISTE	.293	25	75	10	22	5	1	3	10	0
BIESER	.000	4	2	0	0	0	0	0	0	0
CHAMBERLAIN	.364	10	33	5	12	2	1	2	8	1
DAULTON	.327	19	52	7	17	3	0	0	7	1
DUNCAN	.366	22	71	19	26	5	0	2	12	1
DYKSTRA	.234	22	64	14	15	5	0	0	3	1
EISENREICH	.125	9	24	1	3	2	0	0	2	1
FISHER	—	1	0	0	0	0	0	0	0	0
GEISLER	.125	10	24	4	3	0	0	2	2	0
GILBERT	.333	6	3	0	1	0	0	0	0	0
HOLLINS	.297	23	64	15	19	7	0	1	14	0
INCAVIGLIA	.410	18	61	8	25	7	1	4	17	0
JACKSON, J	.000	3	1	1	0	0	0	0	0	0
JORDAN, K	.188	13	16	1	3	1	0	0	1	0
JORDAN, R	.319	21	72	15	23	3	1	3	13	0
KIMBERLIN	.500	2	2	0	1	0	0	0	1	0
KRUK	.500	2	2	2	1	0	0	0	0	0
LIEBERTHAL	.326	17	37	5	12	0	0	2	5	0
LONGMIRE	.308	26	52	12	16	6	0	4	17	3
MARSH	.327	23	55	6	18	3	2	3	13	0
MARZANO	.200	8	10	1	2	1	0	0	0	0
MOLER	—	1	0	0	0	0	0	0	0	0
MORANDINI	.328	20	61	19	20	5	2	3	8	4
PRATT	.333	18	42	1	14	4	0	0	6	0
QUINLAN	.263	15	19	1	5	0	1	0	2	0
RUSK	—	1	0	0	0	0	0	0	0	0
SCHALL	.111	6	9	1	1	0	0	0	1	0
STOCKER	.222	21	63	5	14	3	1	0	7	0
THOMPSON	.294	20	51	7	15	4	1	1	2	3
TOKHEIM	.000	2	2	1	0	0	0	0	0	0
ZUBER	.333	2	3	1	1	0	0	0	0	0
PHILLIES	.297	28	994	166	295	67	11	30	153	15

PITCHER	W-L	ERA	G	IP	H	R	ER	BB	SO
ANDERSEN	0-0	2.70	4	3.1	4	2	1	2	6
BORLAND	0-0	0.00	1	1.0	1	0	0	2	0
BOTTALICO	1-0	9.00	5	6.0	10	6	6	5	2
CARMAN	0-0	0.00	1	1.0	2	0	0	0	2
CARTER	0-0	18.00	1	2.0	3	4	4	2	2
DUNNE	0-1	45.00	1	1.0	5	5	5	1	0
GREEN	1-1	7.41	5	17.0	28	14	14	6	8
GREENE	2-0	3.24	6	25.0	23	14	9	5	18
JACKSON, D	0-3	7.33	6	23.1	25	19	19	11	12
JONES	2-1	2.77	12	13.0	12	5	4	0	6
JUDEN	1-0	3.43	6	21.0	18	8	8	11	14
KARP	0-1	10.50	2	6.0	11	7	7	3	1
MASON	0-2	9.53	9	11.1	14	13	12	5	10
MUNOZ	1-0	4.09	8	22.0	21	11	10	2	10
PATTERSON	0-0	3.00	2	3.0	5	1	1	0	3
RIVERA	1-1	2.86	5	22.0	23	8	7	5	12
SCHILLING	2-2	9.00	7	27.0	42	28	27	5	19
SLOCUMB	1-0	6.43	11	14.0	21	15	10	7	7
WELLS	0-1	4.50	3	2.0	1	1	1	0	0
WEST	1-0	0.71	11	12.2	9	1	1	11	10
WILLIAMS	1-0	2.30	7	15.2	15	4	4	8	13
TEAM	14-13	5.41	28	249.1	293	166	150	91	155

1994 FINAL STATISTICS

PLAYER	AVG.	G	AB	R	H	2B	3B	HR	RBI	SH	SF	HP	BB	IBB	SO	SB	CS	E
Andersen, L.	.000	29	0	0	0	0	0	0	0	0	0	0	1	0	0	0	0	1
Batista, K.	.234	64	209	17	49	6	0	1	13	1	2	1	1	0	32	1	1	12
Borland, T.	.000	24	3	0	0	0	0	0	0	0	0	0	0	0	0	0	0	0
Boskie, S.	.115	21	26	2	3	1	1	0	2	1	0	0	3	0	7	0	0	1
PHI	.115	19	26	2	3	1	1	0	2	1	0	0	3	0	7	0	0	1
Carter, A.	.000	20	6	0	0	0	0	0	0	0	0	0	0	0	3	0	0	0
Chamberlain, W.	.275	24	69	7	19	5	0	2	6	0	0	0	3	0	12	0	0	0
Daulton, D.	.300	69	257	43	77	17	1	15	56	0	1	1	33	2	43	4	1	3
Duncan, M.	.268	88	347	49	93	22	1	8	48	2	4	4	17	1	72	10	2	12
Dykstra, L.	.273	84	315	68	86	26	5	5	24	0	1	2	68	11	44	16	4	4
Edens, T.	.000	42	2	0	0	0	0	0	0	1	0	0	0	0	1	0	0	0
PHI	.000	3	0	0	0	0	0	0	0	0	0	0	0	0	0	0	0	0
Eisenreich, J.	.300	104	290	42	87	15	4	4	43	3	2	1	33	3	31	6	2	2
Greene, T.	.385	7	13	2	5	1	0	0	1	1	0	0	1	0	4	0	0	0
Hatcher, B.	.246	43	134	15	33	5	1	2	13	2	4	0	6	0	14	4	1	0
Hollins, D.	.222	44	162	28	36	7	1	4	26	0	3	4	23	0	32	1	0	11
RIGHT	.183		60		11	2	1	1	5	0	1	0	6	0	10			
LEFT	.245		102		25	5	0	3	21	0	2	4	17	0	22			
Incaviglia, P.	.230	80	244	28	56	10	1	13	32	0	2	1	16	3	71	1	0	2
Jackson, D.	.158	26	57	3	9	2	1	0	7	9	0	0	2	0	24	0	0	0
Jonas, D.	1.000	47	1	0	1	0	0	0	0	0	0	0	0	0	0	0	0	2
Jordan, R.	.282	72	220	29	62	14	2	8	37	0	1	1	6	1	32	0	0	3
Judan, J.	.111	6	9	0	1	0	0	0	1	2	0	0	0	0	6	0	0	1
RIGHT	.111		9		1	0	0	0	1	2	0	0	0	0	6			
LEFT	.000		0		0	0	0	0	0	0	0	0	0	0	0			
Kruk, J.	.302	75	255	35	77	17	0	5	38	0	4	0	42	4	51	4	1	3
Lieberthal, M.	.266	24	79	6	21	3	1	1	5	1	0	1	3	0	5	0	0	4
Longmire, T.	.237	69	139	10	33	11	0	0	17	1	2	1	10	1	27	2	1	3
Marsh, T.	.278	8	18	3	5	1	1	0	3	1	0	0	1	0	1	0	0	1
Morandini, M.	.292	87	274	40	80	16	5	2	26	4	0	4	34	5	33	10	5	6
Munoz, B.	.206	21	34	3	7	0	0	1	6	2	0	0	1	0	11	0	0	1
Prahl, T.	.196	28	102	10	20	6	1	2	9	0	0	0	12	0	29	0	1	0
Quantrill, P.	.000	18	3	0	0	0	0	0	0	0	0	0	0	0	1	0	0	1
Quinlan, T.	.200	24	35	6	7	2	0	1	3	1	0	0	3	1	13	0	0	1
Ready, R.	.381	17	42	5	16	1	0	1	3	0	0	0	8	0	6	0	1	0
Rivera, B.	.000	9	9	1	0	0	0	0	0	3	0	0	1	0	5	0	0	0
Schilling, C.	.107	13	28	0	3	0	0	0	1	1	0	0	1	0	10	0	0	1
Slocumb, H.	.250	52	4	0	1	0	0	0	2	1	0	0	0	0	2	0	0	3
Stocker, K.	.273	82	271	38	74	11	2	2	28	4	4	7	44	8	41	2	2	16
RIGHT	.268		71		19	6	0	1	5	1	0	1	8	3	8			
LEFT	.275		200		55	5	2	1	23	3	4	6	36	5	33			
Thompson, M.	.274	96	241	34	66	7	0	4	33	1	1	3	24	4	30	9	2	0
PHI	.273	87	220	29	60	7	0	3	30	1	1	3	23	4	28	7	2	0
Valenzuela, F.	.250	8	12	0	3	1	0	0	0	4	0	0	0	0	2	0	0	0
West, D.	.071	31	28	1	2	0	0	0	0	1	0	0	0	0	12	0	0	0
Williams, M.	.167	12	12	1	2	1	0	0	3	5	0	0	0	0	7	0	0	0
Philadelphia	.262	115	3927	521	1028	208	28	80	484	51	31	31	396	44	711	67	24	94
Opponents	.261	115	3935	497	1028	192	9	98	461	63	34	28	377	28	699	87	30	83

PITCHER	R/L	W	L	ERA	G	GS	CG	SHO	SV	IP	H	R	ER	HR	HB	BB	IBB	SO	WP	BK
Andersen, L.	R	1	2	4.41	29	0	0	0	0	32.2	33	20	16	2	0	15	9	27	0	0
Borland, T.	R	1	0	2.36	24	0	0	0	1	34.1	31	10	9	1	4	14	3	26	4	0
Boskie, S.	R	4	6	5.01	20	14	1	0	0	88.0	88	56	49	14	3	29	2	61	7	0
PHI	R	4	6	5.23	18	14	1	0	0	84.1	85	56	49	14	3	29	2	59	6	0
Bottalico, R.	R	0	0	0.00	3	0	0	0	0	3.0	3	0	0	0	0	1	0	3	0	0
Carter, A.	L	0	2	4.46	20	0	0	0	0	34.1	34	18	17	5	6	12	2	18	0	0
Edens, T.	R	5	1	4.33	42	0	0	0	1	54.0	59	26	26	3	2	18	4	39	5	1
PHI	R	1	0	2.25	3	0	0	0	0	4.0	4	1	1	0	0	1	0	1	0	0
Greene, T.	R	2	0	4.54	7	7	0	0	0	35.2	37	20	18	5	0	22	0	28	2	0
Jackson, D.	L	14	6	3.26	25	25	4	1	0	179.1	183	71	65	13	2	46	11	129	2	0
Jones, D.	R	2	4	2.17	47	0	0	0	27	54.0	55	14	13	2	0	6	0	38	1	0
Judan, J.	R	1	4	6.18	6	5	0	0	0	27.2	29	25	19	4	1	12	0	22	0	2
Mason, R.	R	3	5	3.75	47	0	0	0	1	60.0	55	29	25	8	2	25	5	33	0	0
PHI	R	1	1	5.19	6	0	0	0	0	8.2	11	6	5	2	0	5	1	7	0	0
Munoz, B.	R	7	5	2.67	21	14	1	0	1	104.1	101	40	31	8	1	35	0	59	5	1
Quantrill, P.	R	2	2	6.00	18	1	0	0	1	30.0	39	21	20	3	3	10	3	13	0	2
Rivera, B.	R	3	4	6.87	9	7	0	0	0	38.0	40	29	29	7	1	22	0	19	3	0
Schilling, C.	R	2	8	4.46	13	13	1	0	0	82.1	87	42	41	10	3	28	3	58	3	1
Slocumb, H.	R	5	1	2.86	52	0	0	0	0	72.1	75	32	23	0	2	28	4	58	9	0
Valenzuela, F.	L	1	2	3.00	8	7	0	0	0	45.0	42	16	15	8	0	7	1	19	1	0
Wells, B.	R	1	0	1.80	8	0	0	0	0	5.0	4	1	1	0	1	3	0	3	0	0
West, D.	L	4	10	3.55	31	14	0	0	0	99.0	74	44	39	7	1	61	2	83	9	0
Williams, M.	R	2	4	5.01	12	8	0	0	0	50.1	61	31	28	7	0	20	3	29	0	0
Philadelphia		54	61	3.85	115	115	7	1	30	1024.1	1028	497	438	98	28	377	28	699	45	6
Opponents		61	54	4.18	115	115	8	7	36	1024.2	1028	521	476	80	31	396	44	711	38	12

PINCH HITTING

PLAYER	AVG	AB	H	2B	3B	HR	RBI	BB	HB	SLG.	OBA
BATISTE	.286	7	2	0	0	0	0	0	0	.286	.286
DAULTON	.000	1	0	0	0	0	0	0	0	.000	.000
DUNCAN	.667	3	2	0	0	0	2	1	0	.667	.750
DYKSTRA	1.000	1	1	0	0	0	0	0	0	1.000	1.000
EISENREICH	.235	17	4	1	0	1	5	0	0	.471	.235
HATCHER	.750	4	3	1	0	0	1	0	0	1.000	.750
INCAVIGLIA	.350	20	7	2	0	1	3	1	0	.600	.381
JORDAN	.174	23	4	1	0	0	4	1	0	.217	.208
KRUK	.750	4	3	2	0	1	5	2	0	2.000	.833
LIEBERTHAL	.000	2	0	0	0	0	0	0	0	.000	.000
LONGMIRE	.267	30	8	4	0	0	4	4	0	.400	.353
MARSH	.333	3	1	0	0	0	0	0	0	.333	.333
MORANDINI	.375	8	3	2	0	0	1	3	0	.625	.545
QUINLAN	.000	4	0	0	0	0	0	0	0	.000	.000
READY	.333	3	1	0	0	0	0	2	0	.333	.600
THOMPSON	.100	10	1	0	0	0	2	2	0	.100	.250
CHAMBERLAIN	.000	7	0	0	0	0	0	0	0	.000	.000
TOTALS	.272	147	40	13	0	3	27	16	0	.422	.344

CLUB STATISTICS

	HOME		ROAD		TOTALS		DOUBLE PLAYS	PHI	OPP
	W	L	W	L	W	L			
vs Atlanta	2	1	1	5	3	6	TRIPLE PLAYS	96	113
vs Florida	2	1	4	3	6	4	LEFT ON BASE	841	868
vs Montreal	1	5	3	0	4	5	GRAND SLAM HR	1	1
vs New York	5	2	1	2	6	4	HOME RUNS - HOME	45	40
Totals vs East	10	9	9	10	19	19	HOME RUNS - ROAD	35	58
vs Chicago	3	0	3	1	6	1	STARTERS	39	45
vs Cincinnati	2	1	0	3	2	4	RELIEVERS	15	16
vs Houston	1	2	0	3	1	5	STREAKS	5	6
vs Pittsburgh	5	2	0	2	5	4			
vs St. Louis	2	2	2	1	4	3			
Totals vs Central	13	7	5	10	18	17			
vs Colorado	1	2	3	0	4	2	Shutouts	3	4
vs Los Angeles	4	2	1	5	5	7	SHO-Individual	1	1
vs San Diego	3	3	1	5	4	8	Extra Innings	1	1
vs San Francisco	3	3	1	5	4	8	One-Run Decisions	10	9
Totals vs West	11	10	6	15	17	25	Two-Run Decisions	9	4
OVERALL TOTALS	34	26	20	35	54	61	vs LH Starters	10	8
							vs RH Starters	24	18
							Grass Fields	0	0
							Artificial Fields	34	25
							Day Games	9	8
							Night Games	25	18

DOUBLEHEADERS (HOME): WON 0 LOST 0 SPLIT 2
 DOUBLEHEADERS (ROAD): WON 0 LOST 0 SPLIT 0

ATTENDANCE

HOME:	2,290,971	(58 DATES)	39,500 AVG
ROAD:	1,716,129	(55 DATES)	31,202 AVG

1994 DETAILED STATISTICS

TEAM HITTING STATISTICS

	AVG.	AB	H	HR	RBI		AVG.	AB	H	HR	RBI
HOME	.267	1997	534	45	248	ATL	.228	312	71	9	42
ROAD	.256	1930	494	35	236	CHI	.233	219	51	5	26
DAY	.252	1117	281	24	140	CIN	.240	196	47	5	17
NIGHT	.266	2810	747	56	344	COL	.282	213	60	6	45
GRASS	.223	1055	235	17	103	FLA	.288	361	104	5	50
TURF	.276	2872	793	63	381	HOU	.235	196	46	4	16
1ST HALF	.265	2758	732	63	357	LA	.254	409	104	7	49
2ND HALF	.253	1169	296	17	127	MTL	.280	322	90	4	44
						NY	.273	359	98	7	38
APRIL	.250	787	197	18	106	PIT	.281	292	82	8	33
MAY	.290	986	286	29	129	STL	.301	246	74	7	37
JUNE	.257	887	228	16	115	SD	.244	402	98	5	45
JULY	.252	911	230	12	107	SF	.257	400	103	8	42
AUGUST	.244	356	87	5	27	PINCH HITTING	.272	147	40	3	27
						SLUGGING PCT.	.390				
						ON BASE PCT.	.334				
						SCORING POS.	.276	1042	288	24	396

TEAM PITCHING STATISTICS

	W-L	ERA	G	IP	ER		W-L	ERA	G	IP	ER
HOME	34-26	3.55	185	548.0	216	ATL	3-6	5.55	33	82.2	51
ROAD	20-35	4.21	173	476.1	223	CHI	6-1	2.32	24	62.0	16
DAY	14-20	4.03	107	294.2	132	CIN	2-4	4.15	18	52.0	24
NIGHT	40-41	3.79	251	729.2	307	COL	4-2	4.50	20	54.0	27
GRASS	8-23	4.09	96	266.0	121	FLA	6-4	3.41	31	92.1	35
TURF	46-38	3.77	262	758.1	318	HOU	1-5	3.88	19	51.0	22
1ST HALF	40-41	3.90	255	713.2	309	LA	5-7	4.64	37	104.2	54
2ND HALF	14-20	3.77	103	310.2	130	MTL	4-5	4.01	32	83.0	37
						NY	6-4	2.78	29	94.0	29
APRIL	9-14	4.36	72	200.1	97	PIT	5-4	2.73	24	79.0	24
MAY	15-13	4.30	98	253.0	121	STL	4-3	3.77	20	62.0	26
JUNE	15-12	3.02	78	235.1	79	SD	4-8	4.98	37	103.0	57
JULY	12-15	4.24	85	237.2	112	SF	4-8	3.18	34	104.2	37
AUGUST	3-7	2.76	25	98.0	30						

1994 DETAILED HITTING

	AVG.	AB	H	2B	3B	HR	RBI
LHP	.246	1156	284	60	5	23	122
RHP	.268	2771	744	148	23	57	362
INNINGS 1-3	.275	1336	368	79	7	33	186
INNINGS 4-6	.269	1321	355	69	11	30	156
INNINGS 7-9	.244	1196	292	59	10	17	139
EXTRA INNINGS	.176	74	13	1	0	0	3
1ST HITTER	.267	453	121	31	6	7	35
2ND HITTER	.268	482	129	27	3	9	66
3RD HITTER	.279	451	126	23	4	11	63
4TH HITTER	.253	450	114	22	2	13	67
5TH HITTER	.299	432	129	28	3	20	74
6TH HITTER	.268	444	119	25	1	8	54
7TH HITTER	.265	437	116	17	3	7	45
8TH HITTER	.264	387	102	19	4	2	34
9TH HITTER	.184	392	72	16	2	3	46
PITCHERS	.151	245	37	6	2	1	24
CATCHERS	.271	435	118	26	3	18	70
1B	.294	459	135	29	2	12	67
2B	.284	443	126	24	5	7	50
3B	.241	449	108	20	2	7	48
SS	.269	409	110	18	2	5	45
LF	.238	449	107	19	1	15	61
CF	.272	453	123	30	6	7	37
RF	.284	437	124	23	5	5	55
PH	.272	147	40	13	0	3	27
START	.263	3678	969	193	28	77	449
SUB	.237	249	59	15	0	3	35

1994 FIELDING STATISTICS

FIRST BASEMEN

	AVG	G	PO	A	E	DP	TP
DUNCAN	1.000	6	25	2	0	1	0
JORDAN	.993	49	430	15	3	41	0
KRUK	.995	69	539	46	3	44	0
TOTALS	.994	124	994	63	6	86	0

CATCHERS

	AVG	G	PO	A	E	DP	PB	TP
DAULTON	.994	68	435	42	3	3	7	0
LIEBERTHAL	.969	22	122	4	4	0	2	0
PRATT	1.000	28	172	8	0	3	2	0
TOTALS	.991	118	729	54	7	6	11	0

SECOND BASEMEN

	AVG	G	PO	A	E	DP	TP
DUNCAN	.972	37	76	100	5	23	0
MORANDINI	.985	79	167	216	6	39	0
READY	1.000	11	18	27	0	3	0
TOTALS	.982	127	261	343	11	65	0

PITCHERS

	AVG	G	PO	A	E	DP	TP
ANDERSEN	.833	29	2	3	1	0	0
BORLAND	1.000	24	5	1	0	0	0
BOSKIE	.962	18	6	12	1	2	0
BOTTALICO	.000	3	0	0	0	0	0
CARTER	1.000	20	1	2	0	0	0
EDENS	1.000	3	0	1	0	0	0
GREENE	1.000	7	1	4	0	2	0
JACKSON	1.000	25	12	30	0	3	0
JONES	.857	47	2	10	2	0	0
JUDEN	.800	6	1	3	1	0	0
MASON	.000	6	0	0	0	0	0
MUNOZ	.963	21	8	18	1	1	0
QUANTRILL	.875	18	1	6	1	1	0
RIVERA	1.000	9	1	6	0	1	0
SCHILLING	.929	13	2	11	1	0	0
SLOCUMB	.833	52	2	13	3	1	0
VALENZUELA	1.000	8	2	8	0	0	0
WELLS	.000	6	0	0	0	0	0
WEST	1.000	31	3	6	0	1	0
WILLIAMS	1.000	12	3	7	0	3	0
TOTALS	.947	358	54	141	11	15	0

THIRD BASEMEN

	AVG	G	PO	A	E	DP	TP
BATISTE	.919	42	31	71	9	4	0
DUNCAN	.935	28	16	42	4	2	0
HOLLINS	.887	43	38	48	11	2	0
QUINLAN	.966	20	9	19	1	1	0
READY	.000	1	0	0	0	0	0
TOTALS	.916	134	94	180	25	9	0

SHORTSTOPS

	AVG	G	PO	A	E	DP	TP
BATISTE	.957	17	21	45	3	10	0
DUNCAN	.961	19	30	44	3	13	0
STOCKER	.959	82	118	253	16	46	0
TOTALS	.959	118	169	342	22	69	0

OUTFIELDERS

	AVG	G	PO	A	E	DP	TP
CHAMBERLAIN	1.000	18	27	3	0	1	0
DYKSTRA	.984	82	235	4	4	0	0
EISENREICH	.989	93	179	4	2	2	0
HATCHER	1.000	40	68	4	0	0	0
HOLLINS	1.000	1	1	0	0	0	0
INCAVIGLIA	.979	63	90	2	2	0	0
LONGMIRE	.941	32	45	3	3	1	0
MARSH	.889	7	8	0	1	0	0
THOMPSON	1.000	79	119	1	0	1	0
TOTALS	.985	415	772	21	12	5	0

1994 STARTERS BY FIELDING POSITION

(GAMES)

- C — DAULTON (68), PRATT (26), LIEBERTHAL (21)
- 1B — KRUK (67), JORDAN (45), DUNCAN (3)
- 2B — MORANDINI (70), DUNCAN (34), READY (11)
- 3B — HOLLINS (43), BATISTE (36), DUNCAN (28), QUINLAN (8)
- SS — STOCKER (82), DUNCAN (19), BATISTE (14)
- LF — INCAVIGLIA (58), THOMPSON (45), LONGMIRE (11), HATCHER (1)
- CF — DYKSTRA (83), HATCHER (19), THOMPSON (10), EISENREICH (3)
- RF — EISENREICH (68), CHAMBERLAIN (16), LONGMIRE (16),
HATCHER (10), MARSH (4), HOLLINS (1)

1994 HIGHS & LOWS

Team Batting

- Most runs, inning, **Phillies:** 8 - 4/4 at COL (8th); 7/4 at SD (4th)
Most runs, inning, **Opposition:** 7 - 5/10 at ATL (9th); 7/17 vs LA (9th)
Most runs, game, **Phillies:** 13 - 4/7 at COL; 6/19 at MTL
Most runs, game, **Opposition:** 10 - 5/25 at STL
Most hits, inning, **Phillies:** 7 - 5/21 vs NY (2nd)
Most hits, inning, **Opposition:** 8 - 5/10 at ATL (9th)
Most hits, game, **Phillies:** 17 - 4/7 at COL
Most hits, game, **Opposition:** 17 - 7/26 at FLA (12 inn); 16 - 4/17 vs CIN; 5/7 at FLA; 5/10 at ATL; 7/2 at LA
Most homers, game, **Phillies:** 4 - 5/22 vs NY
Most homers, game, **Opposition:** 3 - 4/7 at COL; 4/22 at SD; 5/9 at ATL; 5/25 at STL; 6/22 at PIT; 7/5 at SD; 7/8 at SF
Most stolen bases, game, **Phillies:** 4 - 5/2 vs SD; 7/15 vs LA (gm 1)
Most stolen bases, game, **Opposition:** 5 - 5/7 at FLA
Most doubles, game, **Phillies:** 6 - 5/2 vs SD
Most doubles, game, **Opposition:** 6 - 4/23 at SD
Most triples, game, **Phillies:** 2 - 4/7 at COL; 7/27 at FLA
Most triples, game, **Opposition:** 1 - several times
Most extra base hits, game, **Phillies:** 8 - 5/13 vs PIT
Most extra base hits, game, **Opposition:** 8 - 6/26 vs ATL
Most walks, game, **Phillies:** 10 - 4/4 at COL; 7/26 at FLA (12 inn)
Most strikeouts, game, **Phillies:** 11 - 5/25 at STL; 6/14 at NY
Most LOB, game, **Phillies:** 17 - 7/26 at FLA (12 inn); 13 - 5/10 at ATL (15 inn); 12 - 5/1 vs SF; 5/2 vs SD; 5/25 at STL

Individual Batting

- Most hits, game: 4 - Jordan, 5/8 at FLA and 5/18 vs MTL; Duncan, 5/10 at ATL; Dykstra, 5/13 vs PIT; Daulton, 5/18 at MTL; Batiste, 7/26 at FLA (12 inn); Morandini, 7/31 at ATL
Most runs, game: 4 - Daulton, 4/13 vs COL and 6/26 vs ATL; Dykstra, 5/13 vs PIT
Most doubles, game: 3 - Dykstra, 5/2 vs SD
Most triples, game: 1 - several players
Most HR, game: 1 - several players
Most extra base hits, game: 3 - Duncan, 4/29 vs SF and 6/17 at MTL; Dykstra, 5/2 vs SD and 5/13 vs PIT; Jordan, 5/8 at FLA; Incaviglia, 5/12 vs PIT
Most RBI, game: 5 - Jackson, 6/18 at MTL; Pratt, 7/4 at SD
Most walks, game: 4 - Hollins, 5/10 at ATL
Most stolen bases, game: 2 - Dykstra, 5/2 vs SD, 5/23 at STL, 8/9 vs NY; Thompson, 6/7 vs CHI; Morandini, 7/15 vs LA (gm 1)
Longest hit streak: 10 games - Morandini, 5/15-29
Longest RBI streak: 5 games - Thompson, 4/13-20; Daulton, 6/22-28; Kruk, 6/17-24
Longest run scored streak: 10 games - Dykstra, 4/18-29
Longest walk streak: 15 games - Dykstra, 5/12-28
Longest stolen base streak: 6 - Duncan, 4/15-6/3; 5 - Morandini, 7/15-current
Pinch home runs: Incaviglia, 5/24 at STL; Eisenreich, 7/15 vs LA (gm 2); Kruk, 8/6 vs MTL
Grand Slams: Incaviglia, 5/10 at ATL

Individual Pitching

- Most strikeouts, game, **Phillies:** 9 - Juden, 4/15 vs CIN; Jackson, 5/2 vs SD & 5/13 vs PIT
Most walks, game, **Phillies:** 6 - Munoz, 6/10 vs STL; West, 8/5 vs MTL
Longest walkless streak, **Phillies:** 25.1 innings - Munoz, 6/16-6/2
Fewest hits, game, **Phillies (CG):** 2 - Munoz, 7/27 at FLA
Longest winning streak: 5 games - Jackson, 4/16-5/13
Longest losing streak: 7 games - Schilling, 4/9-7/16
Longest consec. scoreless IP streak (starter): 18.0 - Munoz, 6/14-25
Longest consec. scoreless IP streak (reliever): 21.1 - Jones, 5/12-6/29
Most innings, game, starter: 9.0 inn. - Jackson, 4/21 at SF, 5/2 vs SD, 5/13 vs PIT; Boskie, 6/27 vs FLA, 8/3 vs PIT; Munoz, 7/27 at FLA; Schilling, 8/9 vs NY
Most innings, game, relief: 5.0 innings - Boskie, 5/5 at FLA; Carter, 5/9 at ATL

1994 HIGHS & LOWS

Miscellaneous Team

Longest winning streak: 5 games (5/20-24)
 Longest losing streak: 6 games (7/5-10)
 Longest game, innings: 15 innings, 5/10 at ATL; 8/11 vs NY
 Longest game, time: 4:37, 5/10 at ATL (15 inn)
 Shortest game, time: 1:54, 7/27 at FLA.
 Largest crowd, home: 58,627 - 4/11 vs COL
 Largest crowd, road: 72,470 - 4/4 at COL.
 Most games above .500: 3 games, 4/7
 Most errors, game: 4, 4/7 at COL
 Largest margin of victory: 13 runs - 6/19 at MTL (13-0 win)
 Largest margin of defeat: 7 runs - 4/17 vs CIN (7-0 loss), 7/20 vs SF (9-2 loss)
 Biggest come-from-behind win: 6 runs - 5/31 at CHI (trailing 7-1, won 8-7)

MAJOR LEAGUE STANDINGS

National League

NL EAST	WON	LOST	PCT.	GB
Montreal	74	40	.649	-
Atlanta	68	46	.596	6.0
New York	55	58	.486	18.5
Philadelphia	54	61	.470	20.5
Florida	51	64	.443	23.5

NL CENTRAL	WON	LOST	PCT.	GB
Cincinnati	66	48	.579	-
Houston	66	49	.574	.5
Pittsburgh	53	61	.465	13.0
St. Louis	53	61	.465	13.0
Chicago	49	64	.434	16.5

NL WEST	WON	LOST	PCT.	GB
Los Angeles	58	56	.509	-
San Francisco	55	60	.478	3.5
Colorado	53	64	.453	6.5
San Diego	47	70	.402	12.5

American League

AL EAST	WON	LOST	PCT.	GB
New York	70	43	.619	-
Baltimore	63	49	.563	6.5
Toronto	55	60	.478	16.0
Boston	54	61	.470	17.0
Detroit	53	62	.461	18.0

AL CENTRAL	WON	LOST	PCT.	GB
Chicago	67	46	.593	-
Cleveland	66	47	.584	1.0
Kansas City	64	51	.557	4.0
Minnesota	53	60	.469	14.0
Milwaukee	53	62	.461	15.0

AL WEST	WON	LOST	PCT.	GB
Texas	52	62	.456	-
Oakland	51	63	.447	1.0
Seattle	49	63	.438	2.0
California	47	68	.409	5.5

1994 DAY BY DAY

GAME	DATE	DAY	D/N	CLUB	W/L	SCORE	WINNER (Record)
1	4/4	Mon	D	@ Colorado	W	12-6	SLOCUMB (1-0)
2	4/6	Wed	N	@ Colorado	W	7-5	MASON (1-0)
3	4/7	Thur	D	@ Colorado	W	13-8	SLOCUMB (2-0)
4	4/8	Fri	N	@ Cincinnati	L	5-4 (10)	Carrasco
5	4/9	Sat	D	@ Cincinnati	L	2-1	Smiley
6	4/10	Sun	D	@ Cincinnati	L	7-5	Schourek
7	4/11	Mon	D	Colorado	L	8-7	B.Ruffin
8	4/13	Wed	N	Colorado	W	12-3	RIVERA (1-0)
9	4/14	Thur	N	Colorado	L	5-0	Nied
10	4/15	Fri	N	Cincinnati	W	3-1	JUDEN (1-1)
11	4/16	Sat	N	Cincinnati	W	6-4	JACKSON (1-0)
12	4/17	Sun	D	Cincinnati	L	7-0	Browning
13	4/18	Mon	N	Los Angeles	W	5-4	JONES (1-0)
14	4/19	Tues	D	Los Angeles	L	8-7	ToWorrell
15	4/20	Wed	D	@ San Francisco	L	5-4	Swift
16	4/21	Thur	D	@ San Francisco	W	6-1	JACKSON (2-0)
17	4/22	Fri	N	@ San Diego	L	6-5	Hoffman
18	4/23	Sat	N	@ San Diego	L	8-2	Mauser
19	4/24	Sun	D	@ San Diego	L	6-5	Benes
20	4/26	Tues	N	@ Los Angeles	L	4-3	Wayne
21	4/27	Wed	N	@ Los Angeles	L	5-4 (10)	Gott
22	4/29	Fri	N	San Francisco	W	6-3	RIVERA (2-1)
23	4/30	Sat	N	San Francisco	L	1-0	Burkett
24	5/1	Sun	D	San Francisco	W	6-4	SLOCUMB (3-0)
25	5/2	Mon	N	San Diego	W	7-2	JACKSON (3-0)
26	5/3	Tues	N	San Diego	L	8-3	Sager
27	5/4	Wed	N	San Diego	PPD		
27	5/5	Thur	N	@ Florida	L	5-0	Hammond
28	5/6	Fri	N	@ Florida	L	9-5	Weathers
29	5/7	Sat	N	@ Florida	L	8-7 (11)	Lewis
30	5/8	Sun	D	@ Florida	W	9-2	JACKSON (4-0)
31	5/9	Mon	N	@ Atlanta	L	7-2	Avery
32	5/10	Tues	N	@ Atlanta	L	9-8 (15)	Stanton
33	5/11	Wed	D	@ Atlanta	L	4-2	G.Maddux
34	5/12	Thur	N	Pittsburgh	W	6-4	GREENE (1-0)
35	5/13	Fri	N	Pittsburgh	W	12-1	JACKSON (5-0)
36	5/14	Sat	N	Pittsburgh	W	3-2	WILLIAMS (1-0)
37	5/15	Sun	D	Pittsburgh	W	1-0	BOSKIE (1-1)
38	5/16	Mon	N	Montreal	L	4-1	B.Henry
39	5/17	Tues	N	Montreal	W	6-5	JONES (2-1)
40	5/18	Wed	D	Montreal	L	6-1	Fassero
41	5/20	Fri	N	New York	W	5-3	WILLIAMS (2-0)
42	5/21	Sat	N	New York	W	9-8	WELLS (1-0)
43	5/22	Sun	D	New York	W	8-3	GREENE (2-0)
44	5/23	Mon	N	@ St. Louis	W	11-3	JACKSON (6-1)
45	5/24	Tues	N	@ St. Louis	W	4-0	SLOCUMB (4-0)
46	5/25	Wed	N	@ St. Louis	L	10-5	Eversgerd
47	5/27	Fri	N	Houston	L	4-2	S.Reynolds
48	5/28	Sat	N	Houston	L	7-5	B.Williams
49	5/29	Sun	D	Houston	W	4-2	WEST (1-4)
50	5/30	Mon	D	@ Chicago	L	3-0	Banks
51	5/31	Tues	N	@ Chicago	W	8-7	ANDERSEN (1-1)
52	6/1	Wed	D	@ Chicago	W	4-2	BOSKIE (2-2)
53	6/2	Thur	N	@ Chicago	W	4-2	JACKSON (7-1)
54	6/3	Fri	N	@ Houston	L	4-2	B.Williams
55	6/4	Sat	N	@ Houston	L	5-1	Drabek
56	6/5	Sun	D	@ Houston	L	4-2	Kile
57	6/6	Mon	N	Chicago	W	3-1	BOSKIE (3-2)
58	6/7	Tues	N	Chicago	W	7-6	QUANTRILL (1-0)
59	6/8	Wed	N	Chicago	W	3-0	WEST (2-5)
60	6/9	Thur	N	St. Louis	W	6-2	MUNOZ (1-2)
61	6/10	Fri	N	St. Louis	L	4-3	Sutcliffe
62	6/11	Sat	N	St. Louis	L	7-4	Olivares
63	6/12	Sun	N	St. Louis	W	7-2	JACKSON (8-1)
64	6/13	Mon	N	@ New York	L	4-3	Saberhagen
65	6/14	Tues	N	@ New York	W	3-2	MUNOZ (2-2)

1994 DAY BY DAY

LOSER (Record)	CROWD	DATE	TOTAL	TIME	POS	G.B.	W-L
M.Munoz	72,470			3:35	1T	1/2	1-0
Holmes	50,875			2:53	3	1/2	2-0
Reed	48,021			3:00	2T	1/2	3-0
WEST (0-1)	27,868			2:39	2T	1 1/2	3-1
SCHILLING (0-1)	25,666			2:22	3	2	3-2
JUDEN (0-1)	21,131			2:32	3T	3 1/2	3-3
MASON (1-1)	58,627	1	58,627	3:12	4T	4	3-4
GrHarris	23,346	2	81,973	3:04	3	3 1/2	4-4
SCHILLING (0-2)	24,856	3	106,829	2:40	3T	4 1/2	4-5
Smiley	32,980	4	139,809	2:19	3	4 1/2	5-5
Hanson	36,070	5	175,879	2:57	3	4 1/2	6-5
BOSKIE (0-1)	43,400	6	219,279	2:10	3	5 1/2	6-6
Wayne	26,666	7	245,945	2:58	3	5 1/2	7-6
JONES (1-1)	35,170	8	281,115	3:39	3T	5 1/2	7-7
JUDEN (1-2)	18,182			2:59	3T	5 1/2	7-8
Torres	18,918			2:38	3	5	8-8
WEST (0-2)	19,069			2:51	3T	5	8-9
RIVERA (1-1)	32,745			2:57	5	5	8-10
SCHILLING (0-3)	11,403			2:53	5	6	8-11
WEST (0-3)	28,194			3:25	5	6 1/2	8-12
ANDERSEN (0-1)	30,065			3:18	5	7	8-13
Hickerson	30,977	9	312,092	2:42	5	6	9-13
SCHILLING (0-4)	37,019	10	349,111	2:24	5	6	9-14
Swift	50,588	11	399,699	3:08	5	5	10-14
Ashby	26,481	12	426,180	3:00	5	4 1/2	11-14
JUDEN (1-3)	24,489	13	450,669	3:16	5	4 1/2	11-15
RIVERA (2-2)	26,329			2:15	5	5 1/2	11-16
SCHILLING (0-5)	31,368			2:45	5	6 1/2	11-17
WEST (0-4)	41,002			4:13	5	7 1/2	11-18
Hough	33,584			2:49	5	6 1/2	12-18
JUDEN (1-4)	44,987			2:27	5	7 1/2	12-19
CARTER (0-1)	47,014			4:37	5	8 1/2	12-20
SCHILLING (0-6)	46,985			2:16	5	9 1/2	12-21
Z.Smith	32,481	14	483,150	3:33	5	9	13-21
Wagner	32,289	15	515,439	2:46	5	9	14-21
Cooke	39,916	16	555,355	2:07	5	8	15-21
Lieber	53,396	17	608,751	2:31	5	8	16-21
SCHILLING (0-7)	28,236	18	636,987	2:54	5	8 1/2	16-22
Wetteland	36,233	19	673,220	3:27	5	7 1/2	17-22
JACKSON (5-1)	41,032	20	714,252	3:04	5	8 1/2	17-23
Gozzo	34,924	21	749,176	2:40	5	8	18-23
Linton	43,443	22	792,619	3:20	5	8	19-23
P.Smith	53,340	23	845,959	2:51	5	8	20-23
Urbani	30,648			2:43	4	7 1/2	21-23
M.Perez	25,618			3:09	4	6 1/2	22-23
WILLIAMS (2-1)	27,312			3:37	5	7 1/2	22-24
BOSKIE (1-2)	41,013	24	886,972	3:22	5	8	22-25
CARTER (0-2)	40,523	25	927,495	3:18	5	8	22-26
Drabek	53,390	26	980,885	2:45	5	7	23-26
MUNOZ (0-1)	35,834			2:29	5	8	23-27
Myers	30,110			2:56	4T	8	24-27
Morgan	27,402			2:26	4T	8	25-27
Young	31,595			2:36	3	7 1/2	26-27
WEST (1-5)	31,280			2:42	5	8 1/2	26-28
MUNOZ (0-2)	23,455			2:29	5	9 1/2	26-29
WILLIAMS (2-2)	20,694			2:28	5	10 1/2	26-30
Bullinger	25,838	27	1,006,723	2:26	5	9 1/2	27-30
Myers	36,543	28	1,043,266	2:55	4	9 1/2	28-30
K.Foster	35,431	29	1,078,697	2:38	4	9 1/2	29-30
Palacios	34,759	30	1,113,456	2:39	4	9	30-30
WILLIAMS (2-3)	36,652	31	1,150,108	2:46	4	10	30-31
BOSKIE (3-3)	39,065	32	1,189,173	2:54	4	10	30-32
Tewksbury	48,682	33	1,237,855	2:25	3	10	31-32
WEST (2-6)	17,555			2:51	3	10	31-33
Gooden	17,914			2:41	3	10	32-33

1994 DAY BY DAY

GAME	DATE	DAY	D/N	CLUB	W/L	SCORE	WINNER (Record)
66	6/15	Wed	N	@ New York	L	1-0	B.Jones
67	6/17	Fri	N	@ Montreal	W	10-8	QUANTRILL (2-0)
68	6/18	Sat	N	@ Montreal	W	8-4	JACKSON (9-1)
69	6/19	Sun	N	@ Montreal	W	13-0	MUNOZ (3-2)
70	6/20	Mon	N	@ Pittsburgh	PPD		
70	6/21	Tues	N	@ Pittsburgh	L	7-1	Cooke
71	6/22	Wed	N	@ Pittsburgh	L	5-4	R.Manzanillo
72	6/24	Fri	N	Atlanta	L	9-4	Glavine
73	6/25	Sat	N	Atlanta	W	7-1	MUNOZ (4-2)
74	6/26	Sun	D	Atlanta	W	9-8	BORLAND (1-0)
75	6/27	Mon	N	Florida	W	5-1	BOSKIE (4-4)
76	6/28	Tues	N	Florida	L	2-1	Mutis
77	6/29	Wed	D	Florida	W	5-2	JACKSON (10-2)
78	6/30	Thur	N	@ Los Angeles	L	4-3	Seanez
79	7/1	Fri	N	@ Los Angeles	W	3-0	WEST (3-6)
80	7/2	Sat	N	@ Los Angeles	L	9-3	Candiotti
81	7/3	Sun	D	@ Los Angeles	L	3-1	Hershiser
82	7/4	Mon	N	@ San Diego	W	10-4	JACKSON (11-2)
83	7/5	Tues	N	@ San Diego	L	7-2	Hamilton
84	7/6	Wed	D	@ San Diego	L	5-2	Krueger
85	7/7	Thur	D	@ San Francisco	L	5-4	Black
86	7/8	Fri	N	@ San Francisco	L	3-2	Portugal
87	7/9	Sat	D	@ San Francisco	L	3-2	VanLandingham
88	7/10	Sun	D	@ San Francisco	L	2-1 (10)	Burba
89	7/14	Thur	N	Los Angeles	PPD		
89	7/15	Fri	TWN	Los Angeles	W	4-3	WEST (4-7)
90				Los Angeles	L	3-2	Candiotti
91	7/16	Sat	N	Los Angeles	W	10-6	MUNOZ (5-3)
92	7/17	Sun	D	Los Angeles	W	9-7	VALENZUELA (1-2)
93	7/18	Mon	N	San Francisco	L	7-5	Hickerson
94	7/19	Tues	N	San Francisco	W	5-2	JACKSON (12-4)
95	7/20	Wed	D	San Francisco	L	9-2	Portugal
96	7/22	Fri	TWN	San Diego	W	4-3	MUNOZ (6-3)
97				San Diego	L	7-4	PA Martinez
98	7/23	Sat	N	San Diego	L	7-1	Krueger
99	7/24	Sun	D	San Diego	W	5-3	JACKSON (13-4)
100	7/25	Mon	N	@ Florida	W	8-1	SCHILLING (1-7)
101	7/26	Tues	N	@ Florida	W	10-8 (12)	RIVERA (3-3)
102	7/27	Wed	N	@ Florida	W	3-1	MUNOZ (7-3)
103	7/29	Fri	N	@ Atlanta	L	5-2	Avery
104	7/30	Sat	D	@ Atlanta	W	5-2	SLOCUMB (5-1)
105	7/31	Sun	D	@ Atlanta	L	9-5	Bielecki
106	8/2	Tues	N	Pittsburgh	L	3-2	R.White
107	8/3	Wed	N	Pittsburgh	W	7-0	JACKSON (14-5)
108	8/4	Thur	D	Pittsburgh	L	5-1	Lieber
109	8/5	Fri	N	Montreal	L	5-0	PJ Martinez
110	8/6	Sat	N	Montreal	L	4-3 (11)	Wetteland
111	8/7	Sun	D	Montreal	L	6-4	Hill
112	8/8	Mon	N	New York	L	3-2	B.Jones
113	8/9	Tues	N	New York	W	5-1	SCHILLING (2-8)
114	8/10	Wed	N	New York	L	6-2	Saberhagen
115	8/11	Thur	N	New York	W	2-1 (15)	EDENS (5-1)

1994 DAY BY DAY

LOSER (Record)	CROWD	DATE	TOTAL	TIME	POS	G.B.	W-L
WILLIAMS (2-4)	18,397			2:10	4	11	32-34
Wetteland	30,235			3:21	4	11 1/2	33-34
G.White	28,354			3:18	3T	10 1/2	34-34
Fassero	15,092			2:43	3	9 1/2	35-34
BOSKIE (3-4)	19,568			2:15	3	11	35-35
SLOCUMB (4-1)	26,376			2:32	3	11	35-36
JACKSON (9-2)	47,523	34	1,285,378	2:55	3	12	35-37
Mercker	57,961	35	1,343,339	2:59	3	11	36-37
Avery	52,545	36	1,395,884	2:43	3	9 1/2	37-37
Miller	34,638	37	1,430,522	2:33	3	9	38-37
QUANTRILL (2-1)	47,027	38	1,477,549	3:01	3	9	38-38
Rapp	43,337	39	1,520,886	2:20	3	9	39-38
JONES (2-2)	31,295			2:43	3	10	39-39
KeGross	34,978			2:55	3	9	40-39
QUANTRILL (2-2)	38,237			2:52	3	10	40-40
VALENZUELA (0-1)	54,167			2:45	3	11	40-41
S.Sanders	23,676			2:55	3	10 1/2	41-41
MUNOZ (4-3)	7,812			2:28	3	10 1/2	41-42
WEST (3-7)	12,113			2:52	3	11	41-43
BOSKIE (4-5)	22,481			2:35	3	11 1/2	41-44
VALENZUELA (0-2)	24,437			2:19	3	11 1/2	41-45
JACKSON (11-3)	35,823			3:04	3	12 1/2	41-46
JONES (2-3)	48,263			2:43	3	13 1/2	41-47
KeGross	58,247	40	1,579,133	2:58			42-47
JACKSON (11-4)				2:46	3T	12 1/2	42-48
R.Martinez	46,679	41	1,625,812	2:50	3	12 1/2	43-48
Astacio	50,993	42	1,676,805	3:10	3	12 1/2	44-48
BOSKIE (4-6)	39,066	43	1,715,871	3:11	3	13 1/2	44-49
Black	38,559	44	1,754,430	2:37	3	12 1/2	45-49
WEST (4-8)	43,966	45	1,798,396	2:55	3	13	45-50
Hamilton	38,423	46	1,836,819	2:23			46-50
ANDERSEN (1-2)				3:18	3	13	46-51
RIVERA (2-3)	35,269	47	1,872,088	2:50	3	14	46-52
Ashby	41,971	48	1,914,059	2:33	3	14	47-52
Weathers	30,082			2:52	3	14	48-52
Nen	32,648			4:22	3	14	49-52
Rapp	40,017			1:54	3	13	50-52
JACKSON (13-5)	48,921			2:10	3	14	50-53
McMichael	49,101			2:51	3	14	51-53
RIVERA (3-4)	48,992			2:54	3T	15	51-54
MUNOZ (7-4)	40,164	49	1,954,223	2:28	4	16 1/2	51-55
Cooke	36,542	50	1,990,765	2:25	4	16 1/2	52-55
SCHILLING (1-8)	37,481	51	2,028,246	2:29	4	16 1/2	52-56
WEST (4-9)	33,642	52	2,061,888	2:44	4	17 1/2	52-57
JONES (2-4)	41,699	53	2,103,587	3:38	4	18 1/2	52-58
MUNOZ (7-5)	45,346	54	2,148,933	2:41	4	19 1/2	52-59
JACKSON (14-6)	35,977	55	2,184,910	3:00	4	20 1/2	52-60
Remlinger	31,740	56	2,216,650	2:20	4	20 1/2	53-60
WEST (4-10)	36,716	57	2,253,366	2:36	4	21 1/2	53-61
Gozzo	37,605	58	2,290,971	3:52	4	20 1/2	54-61

1994 TEAM NOTES

HOME COOKING . . . 34-26 home record was 5th-best in the NL and was the Phils 18th winning season in 24 years at Veterans Stadium...Phillies batters hit .267 at the Vet compared to .256 on the road while the pitchers had a 3.55 home ERA and a 4.21 ERA on the road.

ATTENDANCE . . . 2,290,971 ranked 3rd in the NL behind COL (3.2) and ATL (2.5), respectively...39,500 average per home date was the highest in club history...Drew over two million fans for the 12th time...Had nine crowds over 50,000, including a season-high 58,627 on Opening Day vs COL, 4/11...Reached 50,000,000 in all-time attendance at the Vet, 7/19 vs SF.

OFFENSE262 team average ranked 10th in the NL, 396 walks were 2nd and 521 runs were 8th....80 home runs were tied for last with PIT...67 steals were 10th, .736% steal success rate ranked 4th...Phils hit .341 (14-for-41) as a club with a runner on third with less than 2 outs with 39 RBI.

PITCHING . . . 3.85 staff ERA was 4th in the NL and the Phils lowest since 1986 (also 3.85)...7 CG's ranked tied for 6th (1st time since '91 Phils have not led NL in CG's)...261 opponents batting average was 4th-lowest...Staff ERA was 4.31 through May (51 G) and 3.38 the rest of the way (64 G)...Phils used 20 different pitchers and 12 different starters...Original starting rotation of Schilling, Greene, Jackson, Rivera and Juden were active at the same time for just 12 games (4/4-7, 4/26-5/6). Only Jackson remained active on the ML roster all season.

CLOSE CALLS . . . Phils were 12-26 in 1-run games (10-9 at home, 2-17 on the road) and 15-9 in 2-run games...Their 35 losses by 2 runs or less made up for 57% of their 61 total defeats.

AWARDS . . . Lenny Dykstra and Mariano Duncan were voted All-Star starters while Danny Jackson and Doug Jones were named to the team as reserves...Jones was the NL Rolaids Relief Man of the Month for both May and June...Jackson was NL Player of the Week, 5/2-8...Dykstra was NL Co-Player of the Month for May and Co-Player of the Week, 5/9-15...Bobby Munoz was NL Pitcher of the Month for June.

MILESTONES . . . Daulton—HR #100 (4/7 at COL)...Jones—SV #200 (5/29 vs HOU), 2nd Phillie ever to earn win in All-Star Game...Duncan—I,000th G (8/11 vs NY)...Jackson—100th Win (6/2 at CHI)...Incaviglia—'94's longest NL HR (481-ft. grand slam, 5/10 at ATL)...Fregosi—Winning All-Star Game manager, improving Phils skippers to 5-0 all-time.

INJURIES . . . 12 different players accounted for 17 stints on the disabled list (club record is 17 players, 21 stints, set in '92)...DL'd players missed a combined 590 games on the shelf...Variety of ailments included cancer, knee, shoulder and elbow surgeries, the chicken pox and appendicitis.

1994 DISABLED LIST

Player	Injury	Dates/DL	Games		Player	Injury	Dates/DL	Games	
			Missed					Missed	
Chamberlain	right knee surgery	3/25-4/18	13		Schilling	elbow/knee surgery	5/17-7/25	61	
Kruk	cancer surgery	3/25-4/10	6		Hollins	fractured left hand	5/23-7/22	54	
Andersen	left knee surgery	3/31-4/18	13		Greene	right shoulder surgery	5/23-	71	
Charlton	left elbow surgery	3/31-	115		Andersen	sore rib cage	6/18-7/2	13	
Greene	sore right shoulder	4/8-4/25	15		Dykstra	appendicitis	6/18-7/22	30	
Andersen	sore left knee	4/29-5/17	15		Daulton	fractured clavicle	6/29-	39	
Stocker	right wrist surgery	5/3-6/1	27		Hollins	fractured left hamate	7/24-	17	
Rivera	right shoulder strain	5/6-7/22	67		Duncan	right hamstring strain	7/24-8/7	13	
Kruk	right knee surgery	5/12-6/1	19		17 stints			590	

1994 ROSTER MOVES

March

- 25 OF Wes Chamberlain placed on disabled list (DL).
1B John Kruk, DL.
31 LHP Norm Charlton, DL.
RHP Larry Andersen, DL.

April

- 11 1B John Kruk, reinstated from DL.
OF Tom Marsh, optioned, Scranton/Wilkes-Barre.
12 RHP Shawn Boskie acquired from CHI White Sox for RHP Kevin Foster.
13 RHP Tommy Greene, DL (retro to 4/8).
18 RHP Mike Williams, optioned, SWB.
RHP Larry Andersen, reinstated from DL.
RHP Bobby Muñoz, optioned, SWB.
19 OF Wes Chamberlain, reinstated from DL.
26 RHP Tommy Greene, reinstated from DL.
RHP Roger Mason, designated for assignment, sold to NY Mets (4/29).
28 RHP Larry Andersen, DL.
29 LHP Andy Carter, purchased, SWB.

May

- 3 SS Kevin Stocker, DL (retro to 4/28).
4 3B Tom Quinlan, purchased, SWB.
9 RHP Mike Williams, recalled, SWB.
RHP Ben Rivera, DL (retro to 5/6).
12 1B John Kruk, DL.
RHP Bob Wells, recalled, Reading.
16 RHP Curt Schilling, DL.
17 RHP Larry Andersen, reinstated from DL.
20 RHP Jeff Juden, optioned, SWB.
RHP Bobby Muñoz, recalled, SWB.
27 RHP Toby Borland, recalled, SWB.
RHP Tommy Greene, DL (retro to 5/23).
3B Dave Hollins, DL (retro to 5/23).
29 OF Tom Marsh, recalled, SWB.
31 RHP Paul Quantrill and OF Billy Hatcher acquired from Boston for OF Wes Chamberlain and RHP Mike Sullivan.

June

- 1 SS Kevin Stocker, reinstated from DL.
RHP Toby Borland, optioned, SWB.
RHP Bob Wells, optioned, SWB.
1B John Kruk, reinstated from DL.
OF Tom Marsh, optioned, SWB.
21 RHP Larry Andersen, DL (retro to 6/18).
RHP Toby Borland, recalled, SWB.
23 CF Lenny Dykstra, DL (retro to 6/18).
24 RHP Bob Wells, designated for assignment.
OF Rick Hofferfield, claimed off waivers from Toronto; optioned, SWB.
3B Tom Quinlan, designated for assignment.
INF Randy Ready, signed as free agent.
OF Tom Marsh, recalled, SWB.
27 LHP Fernando Valenzuela, signed as free agent.
RHP Mike Williams, optioned, SWB.
28 C Darren Daulton, DL.
29 C Mike Lieberthal, recalled, SWB.

July

- 3 RHP Larry Andersen, reinstated from DL.
OF Tom Marsh, optioned, SWB.
21 Player to be named (Fred McNair) acquired from Seattle for LHP Shawn Boskie.
23 RHP Paul Quantrill, optioned, SWB.
RHP Ben Rivera, reinstated from DL.
LHP Andy Carter, optioned, SWB.
CF Lenny Dykstra, reinstated from DL.
3B Dave Hollins, reinstated from DL.
25 RHP Curt Schilling, reinstated from DL.
3B Dave Hollins, DL (retro to 7/23).
29 RHP Ricky Bottalico, recalled, Reading.
INF Mariano Duncan, DL (retro to 7/24).
31 RHP Tom Edens acquired from Houston for OF Milt Thompson.

August

- 8 INF Mariano Duncan, reinstated from DL.
RHP Ricky Bottalico, optioned, Reading.
11 C Mike Lieberthal, optioned, SWB.

Scranton/Wilkes-Barre is in its seventh year of operation . . . Reading is in its 29th year of affiliation with the Phillies (beginning in 1967) . . . Clearwater is owned and operated by the Phillies and is in its 11th year . . . Piedmont is in its maiden season with the Phillies (formerly known as Spartanburg, they had been affiliated with Phillies for 32 years, before the move to Kannapolis in 1995) . . . Batavia and Martinsville are both in their eighth year with the Phillies (Martinsville is owned by the Phils).

1994 PAUL OWENS AWARD WINNERS



RON BLAZIER



GENE SCHALL

MINOR LEAGUES

<i>Draft Selections</i>	<i>147</i>
<i>Minor Leagues & Scouting</i>	<i>141</i>
<i>1994 Minor League Staff</i>	<i>142-144</i>
<i>Minor League 1993 Review</i>	<i>145-146</i>
<i>Minor League Players and Stats</i>	<i>148-167</i>

MINOR LEAGUES AND SCOUTING

Del Unser	Director of Player Development
Mike Arbuckle	Director of Scouting
John Timberlake	Director of Florida Operations
Maryann Skadzielewski	Secretary

FARM CLUB	LEAGUE	GENERAL MGR.
Scranton/Wilkes-Barre Red Barons	International (AAA)	Bill Terlecky
Reading Phillies	Eastern (AA)	Chuck Domino
Clearwater Phillies	Florida State (A)	Jim Herlihy
Piedmont Phillies	South Atlantic (A)	Jack Swallow
Batavia Clippers	New York-Penn (A)	Brad Rogers
Martinsville Phillies	Appalachian (R)	Lee McDaniel

ADDRESSES

Scranton/Wilkes-Barre: P.O. Box 3449, Scranton, PA 18505;	(717) 963-6556
Reading: P.O. Box 15050, Reading, PA 19612;	(610) 375-8469
Clearwater: P.O. Box 10336, Clearwater, FL 34617;	(813) 441-8638
Piedmont: P.O. Box 322, Kannapolis, NC 28082;	(704) 932-3267
Batavia: Denio Street, P.O. Box 802, Batavia, NY 14020;	(716) 343-7531
Martinsville: P.O. Box 3614, Martinsville, VA 24115;	(703) 666-2000

STAFF	MANAGER	COACH	TRAINER
Scranton/W-B	Mike Quade	Dave Cash Jim Wright (p)	Craig Strobel
Reading	Bill Dancy	Bill Robinson TBA (p)	Brent Leiby
Clearwater	Don McCormack	Greg Legg Darold Knowles (p)	Clete Sigwart
Piedmont	Roy Majtyka	Tony Scott John Martin (p)	Troy Hofferl
Batavia	Al LeBouef	Floyd Rayford Ken Westray (p)	Troy McIntosh
Martinsville	Ramon Henderson	Kelly Heath Carlos Arroyo (p)	Morgan Boyle

SPECIAL INSTRUCTORS

Don Blasingame , Field Coordinator	Billy DeMars , Roving Hitting Instructor
Ramon Aviles , Roving Infield Instructor	George Culver , Roving Pitching Instructor
Glenn Brummer , Roving Catching Instructor	Hap Hudson , Roving Rehab Trainer
Jerry Martin , Roving Hitting Instructor	Ted Zipeto , Administrative Asst.

SCOUTING DEPARTMENT

National Supervisor: **Marti Wolever**
 Latin American Supervisor: **George Lauzerique**
 Regional Supervisors: **Sonny Bowers**, **Dean Jongeward**, **Dick Lawlor**
 Special Assignments:
 Professional Coverage: **Bing Devine**, **Larry Rojas**
 Major Leagues: **Ray Shore**, **Jimmy Stewart**, **Buck Rodgers**
 Major League Advance Scout: **Hank King**

SCOUTS

Sal Agostinelli (NJ, NY)	Terry Logan (TX)
Emil Belich (IA, MN, ND, SD, WI)	Fred Mazuca (Southern CA)
Tommy Ferguson (Southern CA)	Lloyd Merritt (KY, OH, TN, VA, WV)
Jim Fregosi, Jr. (Southern CA)	Willie Montanez (Puerto Rico)
Eli Grba (AL, AR, LA, MS, TN)	Arthur Parrack (FL, GA))
Bill Harper (ID, MT, OR, WA)	Bob Poole (Central & Northern CA)
Ken Hultzapple (DE, MD, PA, D.C., VA)	David Sirak (Central & Southern CA)
John Kennedy (New England, NY)	Mitch Sokol (AR, CO, NV, NM, UT, WY)
Jerry Lafferty (AK, IA, KS, MO, NE, OK)	Roy Tanner (GA, NC, SC, VA)
George Lauzerique (FL)	Scott Trcka (IL, IN, MI, OH)
Jose Leiva (Venezuela)	

MINOR LEAGUES

MINOR LEAGUE STAFF

ARROYO, CARLOS - Martinsville Pitching Coach

5-11; 160 ... L-L ... Born: 11/21/58 in Vega Alta, PR ... Resides: Bayamon, PR ... Former pitcher. Played 7 years of pro ball in the Phillies minor league system, beginning in 1975 ... Has been a coach with Phils since 1983 in Bend, Sarasota, Spartanburg, Clearwater, Batavia, Martinsville, Reading and is returning to Martinsville this season.

AVILES, RAMON - Roving Infield Instructor

5-9; 170 ... R-R ... Born: 1/22/52 in Manati, PR ... Resides: Manati, PR ... Former infielder. Played 14 years of pro ball from 1970-83, including time in the majors with the Phillies and Red Sox. Played in one game with the Phillies in the 1980 NLCS vs Houston. Was player-coach at Portland in 1983; manager at Bend in 1984; Clearwater manager in 1985; coach at Reading in 1986; Spartanburg manager in 1987; coach at Maine in 1988; returned to Reading, 1989-90; Batavia manager from 1990-92. Has been the Roving Infield Instructor since 1993.

BLASINGAME, DON - Field Coordinator

5-10; 160 ... L-R ... Born: 3/16/32 in Corinth, MS ... Resides: Scottsdale, AZ ... Former second baseman. Played 12 years in the major leagues with St. Louis, San Francisco, Cincinnati, Washington and Kansas City. Also played three years in Japan with the Nankai Hawks in Osaka then became a coach with the Hawks for eight years. He managed the Hanshin Tigers in 1979 and 1980 and the Hawks in 1981 and 1982. He returned to The States in 1983 as the Cardinals' minor league infield instructor. Has been Field Coordinator for the Phils minor league system since 1989.

BRUMMER, GLENN - Roving Catching Instructor

6-0; 200 ... R-R ... Born: 11/23/54 in Olney, IL ... Resides: Clearwater, FL ... Former Catcher. Played from 1974-83 in the Cardinals minor league system then in the majors with St. Louis from 1981-84 and with Texas in 1985. Member of the 1982 World Champion Cardinals. Has been Phils Catching Instructor since 1989 with added duties as Clearwater coach in 1994.

CASH, DAVE - Scranton/Wilkes-Barre Coach

5-11, 170 ... R-R ... Born: 6/11/48 in Utica, NY ... Resides: Clearwater, FL ... Former second baseman. Played 12 years in the major leagues with the Pirates, Phillies, Expos and Padres from 1969-80. Played in four NLCS and one World Series (1971 with Pittsburgh). Was a coach at Batavia in 1988. Roving infield instructor for Phils minor league system 1989-92. Began coaching at Scranton in 1993.

CULVER, GEORGE - Roving Pitching Instructor

6-2; 200 ... R-R ... Born: 7/8/43 in Salinas, CA ... Resides: Bakersfield, CA ... Former pitcher. Played 13 years in pro baseball, 9 in the majors with Cleveland, Cincinnati, St. Louis, Houston, Los Angeles and Philadelphia. Pitched a no-hitter vs the Phillies on July 29, 1968. Was Phillies minor league instructor in 1981-82; coach at Portland, 1983-84; coach at Reading in 1985; Reading Manager, 1986-87; Maine Manager in 1988. Was Pitching Instructor for Scranton/Wilkes-Barre in 1989 and Reading 1989-90. Was Roving Pitching Instructor 1991-92. Went back to managing with Scranton in 1993, before returning to duties as Roving Pitching Instructor last year.

DANCY, BILL - Reading Manager

6-0, 170 ... S-R ... Born: 11/10/51 in St. Augustine, FL ... Resides: Safety Harbor, FL ... Former infielder. Played 6 years of pro ball in the Phillies minor league system from 1973-78. Began his managerial career the next year at Spartanburg. Managed Peninsula, 1980-82; Reading 1983-84 (Eastern League Manager of the Year in 1983); Portland, 1985-86; Maine, 1987, Reading in 1988, Scranton/Wilkes-Barre 1989-91, Clearwater 1992-93. Led Clearwater to their first FSL championship in 1993. Has taken his teams to the playoffs 7 times. Returned to manage Reading in 1994.

DEMARS, BILLY - Roving Hitting Instructor

5-10, 170 ... R-R ... Born: 8/26/25 in Brooklyn, NY ... Resides: Clearwater, FL ... Former shortstop. Played professionally from 1943-1960, making brief American League appearances with the Philadelphia Athletics and St. Louis Browns. Was a minor league manager in the Baltimore farm system, 1958-68. Moved to coaching on the major league level with the Phillies (1969-81), Expos (1982-84) and Reds (1984-1987). Was a part-time rover for the Phillies 1993-94, before returning to full time this year.

MINOR LEAGUE STAFF

HEATH, KELLY - Martinsville Coach

5-8, 165 ... R-R ... Born: 9/4/57 in Plattsburg, NY ... Resides: Clearwater, FL ... Former infielder. 14-year professional ball player with Kansas City (1977-83), New York Yankees (1983-85), Atlanta (1986-87), Toronto (1988) and the Phillies (1990) organizations. Made a brief appearance in the majors in 1982 (Royals). Was hired by the Phillies as a coach for Spartanburg in 1991, coached at Reading 1992-93, moved to Martinsville in 1994.

HENDERSON, RAMON - Martinsville Manager

5-11, 175 ... R-R ... Born: 8/18/63 in Monicton, DR ... Resides: Phoenixville, PA ... Former infielder. Eight-year professional ball player in the Phillies minor league system. Originally signed in 1982. Phillies coach for for the Princeton Patriots in 1990; Clearwater coach 1991-92; this year will be his third as Martinsville's manager.

KNOWLES, DAROLD - Clearwater Pitching Coach

6-0, 190 ... L-L ... Born: 12/9/41 in Brunswick, MO ... Resides: St. Petersburg, FL ... Former pitcher. Pitched professionally for 20 years, 15 in the majors with eight teams: Baltimore, Phillies, Washington, Oakland, Cubs, Texas, Montreal and St. Louis. Pitched in 1969 All-Star game. Holds World Series record for most games pitched in one series, 7, in 1973. Was pitching instructor in the St. Louis Cardinals minor league system from September 1980-1988. Phillies pitching coach in 1990. Has been Clearwater pitching coach since 1991.

LEBOEUF, AL - Batavia Manager

6-0, 175 ... L-R ... Born: 2/4/60 in Putnam, CT ... Resides: Palm Harbor, FL ... Former infielder. Played 8 years in the Phillies minor league system (1981-88). Was a coach at Martinsville in 1989; Clearwater coach in 1990; Reading coach in 1991; Scranton coach in 1992. Earned his first managing job with Batavia in 1993.

LEGG, GREG - Clearwater Coach

6-1, 185 ... R-R ... Born: 4/21/60 in San Jose, CA ... Resides: Peckville, PA ... Former infielder. Has been in the Phillies organization since being drafted by them in 1982. Made his lone major league appearance in 1986, appearing in three games, 1995 will be his third season as coach for Clearwater; the previous two, he was a player/coach.

MAJTYKA, ROY - Piedmont Manager

5-11, 170 ... R-R ... Born: 6/1/39 in Buffalo, NY ... Resides: Wagoner, OK ... Former infielder. Played 10 years of pro ball, receiving a Rawlings Silver Glove for highest fielding percentage at second base in the minor leagues in 1966. He spent 20 years as a minor league manager beginning in 1968, winning 5 division titles (1973, '76, '78, '83, '86). Won manager of the Year in 1976 (Three Rivers) and 1983 (Birmingham). Was a first base coach and third base coach for Atlanta, 1988-1990. Spartanburg manager, 1992-94, moving with the team to Piedmont for 1995.

MARTIN, JERRY - Roving Hitting Instructor

6-1, 195 ... R-R ... Born: 5/11/49 in Columbia, SC ... Resides: Irmo, SC ... Former outfielder. Played from 1971-84, including 11 years of major league ball. Played for Phillies in part of 1974 to 1978, including three LCS. Also played for the Cubs, Giants, Royals and Mets from 1979-84. Played for Orlando in the Senior Baseball League in 1989. Phillies coach for Martinsville 1990. Has been Roving Hitting Instructor since 1991.

MARTIN, JOHN - Piedmont Pitching Coach

6-2, 190 ... R-R ... Born: 9/20/59 in San Diego, CA ... Resides: Clearwater, FL ... Former Pitcher. Pitched in the St. Louis Cardinals farm system from 1980-86. Pitched a no-hitter 8/8/84 while at Springfield. Hired by Phillies as Clearwater pitching coach in 1990; Reading pitching coach in 1991; Batavia pitching coach 1992-1993; Martinsville pitching coach in 1994. The 1995 season will mark his first with Piedmont as pitching coach.

MCCORMACK, DON - Clearwater Manager

6-3, 205 ... R-R ... Born: 9/18/55 in Omak, WA ... Resides: Palm Harbor, FL ... Former catcher. Played 9 years of pro ball from 1974-82 in the Phillies and Tigers systems. Played briefly in the majors with the Phillies in 1980 and 1981. Hired by the Phils as Catching Instructor for 1987 after coaching high school baseball for three years. Managed Batavia 1988-89 and Reading 1990-93. Became Clearwater manager in 1994.

MINOR LEAGUE STAFF

QUADE, MIKE - Scranton/Wilkes-Barre Manager

6-0, 182 ... R-R ... Born: 3/12/57 in Evanston, IL ... Resides: Palm Beach Shores, FL ... Former infielder. Played 5 seasons of professional baseball in the Pittsburgh Pirates organization after being drafted in 1979. Made his managerial debut for single A Macon, 1985-86. Moved to the Expos organization in 1987 as coach for Jacksonville. Was coach for West Palm Beach in 1988. Went back to managing with Rockford, 1989-90. Managed AA Harrisburg 1991-92, where he was Manager of the Year in '91. 1993 brought him Manager of the Year honors again with AAA Ottawa. Made his Phillies debut in 1994 as Scranton Manager.

RAYFORD, FLOYD - Batavia Coach

5-10, 220 ... R-R ... Born: 7/27/57 in Memphis, TN ... Resides: Olney, MD ... Former infielder. 15-year pro with parts of seven seasons in the majors with St. Louis and Baltimore. Hired by the Phils to coach Scranton/Wilkes-Barre in 1990-91, ended up as Player/Coach both years due to quantity of injuries. Has been Batavia coach since 1992.

ROBINSON, BILL - Reading Coach

6-2, 189 ... R-R ... Born: 6/26/43 in McKeesport, PA ... Resides: Washington Township, PA ... Former Outfielder. Played 16 years in the majors with the Atlanta Braves, New York Yankees, Phillies and Pittsburgh Pirates. Played on the Pirates 1979 World Champion team. Ended his career mid-season with the Phillies, ending the season as a minor league hitting instructor. Was Mets hitting and first base coach from 1984-89. Managed Caracas to the Venezuelan Championship in the winter of 1988. Spent the following two years as an ESPN analyst. Returned to manage Shreveport of the Giants organization in 1992, leading them to the Texas League title. Was assistant coach for Washington Township High in 1993. Rejoined the Phillies in 1994 as Reading coach.

SCOTT, TONY - Piedmont Coach

6-0, 195 ... S-R ... Born: 9/18/51 in Cincinnati, OH ... Resides: Lakeland, FL ... Former outfielder. Played from 1969-1983, including 10 years in the major leagues with three teams: Montreal, St. Louis and Houston. Coach at Batavia 1989-91. Spartanburg coach 1992-94, moving to Piedmont with the team for 1995.

WESTRAY, KEN - Batavia Pitching Coach

Born: 3/7/59 in Clinton, IL ... Resides: Fresno, CA ... Graduated from Eastern Illinois University. Pitching coach at Indiana University, where they had an outstanding recruiting program. Attending classes to earn Physical Therapy degree. 1995 will be his second as Batavia pitching coach.

WRIGHT, JIM - Scranton/Wilkes-Barre Pitching Coach

6-5, 205 ... R-R ... Born: 3/3/55 in St. Joseph, MO ... Resides: Peoria, IL ... Former pitcher. Signed by the Phillies in 1973, playing with the major league team in 1977-78. Drafted by Kansas City in 1980 and made it to the majors with the Royals in 1981. Was up with the Royals again in 1982 then played his final year in pro ball in the Cubs minor league system. Began coaching career in Cubs farm system in 1984. Hired by the Phils, and has been Scranton/Wilkes-Barre pitching coach since 1990.

MINOR LEAGUE REVIEW

Injuries in the majors put a strain on the Phillies minor league system in 1994.

Despite that, Phillies Scouting Director, Mike Arbuckle, began seeing favorable results from the last drafts, particularly in the lower levels. Batavia finished in second place, missing a chance at the playoffs by losing their final game of the season. Martinsville, although finishing in sixth place, won a team record 32 games.

SCRANTON/WILKES-BARRE

62-80, 5th place, International League, East Division; Mike Quade, Mgr.

	AVG	AB	H	HR	RBI	SB		W-L	ERA	SV	IP	H	SO
Bieser, Steve	.268	228	61	0	15	12	Andersen, Larry	0-0	0.00	1	8.1	3	9
Brady, Pat	.152	66	10	0	2	0	Bieser, Steve	0-0	0.00	0	0.1	0	0
Dykstra, Lenny	.286	7	2	0	1	0	Borland, Toby	4-1	1.68	4	53.2	36	61
Garner, Kevin	.267	187	50	14	39	0	Bottalico, Ricky	3-1	8.87	3	22.1	32	22
Geisler, Phil	.197	183	36	0	11	2	Brady, Pat	0-0	0.00	0	2.0	1	1
Gilbert, Phil	.254	547	139	7	52	20	Carman, Don	0-0	8.31	0	4.1	6	3
Hollifield, Rick	.127	55	7	0	0	0	Carter, Andy	1-0	2.61	2	31.0	22	27
Hollins, Dave	.211	19	4	1	3	0	Combs, Pat	6-11	6.29	0	137.1	167	70
Jordan, Kevin	.290	314	91	12	57	0	DuBois, Brian	4-0	2.17	2	37.1	28	25
Kimberlin, Keith	.108	37	4	0	1	0	DuBois, Brian	4-4	4.31	2	64.2	78	45
Kruk, John	.125	16	2	1	3	0	Dunne, Mike	2-2	5.22	0	29.1	36	12
Legg, Greg	.298	84	25	2	10	0	Fletcher, Paul	4-9	4.68	3	138.1	144	92
Lieberthal, Mike	.233	296	69	1	32	1	Gaddy, Bob	9-12	3.59	0	165.1	161	117
Lockert, Ron	.228	267	61	5	18	6	Green, Tyler	7-16	5.56	0	162.0	179	95
Marsh, Tom	.268	448	120	9	59	5	Greene, Tommy	0-0	0.00	0	4.0	3	6
Marzano, John	.211	280	59	1	19	2	Juden, Jeff	2-2	8.53	0	25.1	30	28
Moler, Jason	.243	144	35	2	16	2	Munoz, Bobby	2-3	2.12	0	34.0	27	24
Montoyo, Charlie	.282	387	109	9	47	3	Patterson, Jeff	6-4	4.60	5	94.0	102	64
Nuneviller, Tom	.259	266	69	2	28	4	Quantrill, Paul	3-3	3.47	0	57.0	55	36
Quinlan, Tom	.240	262	63	9	23	4	Ricci, Chuck	4-3	4.04	6	64.2	60	72
Schall, Gene	.285	463	132	16	89	9	Rivera, Ben	1-1	4.20	0	15.0	15	13
Stockert, Kevin	.308	13	4	0	2	0	Schilling, Curt	0-0	1.80	0	10.0	6	6
Wade, Scott	.187	75	14	3	9	1	Slusarski, Joe	2-3	7.82	0	38.0	50	29
Williams, Cary	.167	12	2	0	1	0	Wells, Bob	0-2	2.45	0	14.2	18	13
							Wiegandt, Scott	0-0	13.50	0	4.2	11	3
							Williams, Mike	2-7	5.79	0	84.0	91	53

READING

58-82, 4th place, Eastern League, Southern Division; Bill Dancy, Mgr.

	AVG	AB	H	HR	RBI	SB		W-L	ERA	SV	IP	H	SO
Bennett, Gary	.231	208	48	3	22	0	Allen, Ron	3-4	6.72	0	61.2	95	46
Brito, Luis	.222	284	63	3	21	4	Andersen, Larry	0-0	0.00	0	2.0	0	5
Eason, Tommy	.294	143	42	6	21	1	Bennett, Gary	0-0	27.00	0	1.0	4	0
Edwards, Jay	.231	247	57	3	29	10	Bottalico, Ricky	2-2	2.59	22	42.2	29	51
Fisher, David	.250	412	103	7	42	5	Brown, Greg	2-0	9.22	0	27.1	41	11
Geisler, Phil	.276	254	70	7	40	4	Doolan, Blake	3-2	5.35	6	67.1	70	42
Gomez, Mike	.246	252	62	1	16	5	DuBois, Brian	2-1	2.13	0	25.1	22	16
Grable, Rob	.267	161	43	2	18	7	Duncan, Chip	4-2	4.17	0	77.2	79	62
Haws, Scott	.231	26	6	0	1	0	Foster, Kevin	0-1	6.00	0	6.0	7	3
Hayden, David	.252	234	59	4	24	3	Greene, Tommy	1-0	4.35	0	10.1	12	12
Hollifield, Rick	.284	155	44	7	19	21	Hayden, David	0-0	18.00	0	1.0	4	0
Jackson, Jeff	.177	124	22	5	11	2	Hill, Eric	8-4	4.62	2	89.2	94	77
Kimberlin, Keith	.171	82	14	1	5	1	Holman, Craig	2-5	6.18	0	27.2	33	18
Kruk, John	.333	9	3	0	0	0	Karp, Ryan	4-11	4.45	0	121.1	123	96
Kupsey, John	.200	65	13	1	5	0	Mitchell, Larry	10-13	3.97	0	165.1	143	128
McConnell, Chad	.232	267	62	6	41	7	Munoz, J.J.	0-0	7.62	0	13.0	19	11
Moler, Jason	.284	285	81	4	37	7	Ricci, Chuck	1-0	0.00	0	19.0	10	23
Nuneviller, Tom	.267	191	51	5	29	4	Rusk, Troy	0-0	0.00	0	1.0	0	1
Rusk, Troy	.186	113	21	6	17	0	Schilling, Curt	0-0	0.00	0	4.0	6	4
Tokheim, David	.301	438	132	13	47	12	Sepeda, Jamie	4-7	4.99	0	97.1	108	61
Williams, Cary	.192	120	23	3	17	1	Slusarski, Joe	1-2	4.63	0	23.1	25	17
Zuber, Jon	.293	498	146	9	69	2	Springer, Dennis	5-8	3.40	2	135.0	125	18
							Sullivan, Mike	0-1	5.14	0	14.0	12	11
							Tranberg, Mark	3-12	6.03	0	94.0	122	60
							Wells, Bob	1-3	2.79	4	19.1	18	19
							Wiegandt, Scott	2-4	3.10	0	52.1	49	35
							Williams, Cary	0-0	0.00	0	2.0	0	1

MINOR LEAGUE REVIEW

CLEARWATER

1st half: 5th place; 2nd half; T2nd place; 72-62 overall,
Florida State League, West Division; Don McCormack, Mgr.

	AVG	AB	H	HR	RBI	SB		W-L	ERA	SV	IP	H	SO
Angeli, Doug	.260	265	69	1	26	2	Agostinelli, Pete	2-3	4.48	5	70.1	79	34
Bennett, Gary	.236	55	13	0	10	0	Alger, Kevin	3-2	3.57	0	53.0	46	38
Bigler, Jeff	.282	365	103	5	49	1	Allen, Ron	2-0	1.32	0	13.2	10	10
Blasingame, Kent	.253	395	100	6	37	18	Blazier, Ron	13-5	3.38	0	173.1	177	120
Brito, Luis	.324	108	35	1	13	2	Brown, Dan	2-0	1.56	1	52.0	43	37
Brophy, E. J.	.183	126	23	3	17	0	Costa, Tony	3-5	4.21	0	47.0	44	27
Burke, Alan	.214	374	80	6	49	3	DeSantis, Dom	5-3	4.57	0	45.1	51	35
Cantu, Mike	.244	176	43	9	36	0	Doolan, Blake	0-0	0.00	5	10.1	3	12
Cantu, Mike	.223	408	91	13	62	0	Foster, Mark	2-2	3.38	1	26.2	28	22
Chamberlain, Wes	.360	25	9	3	6	0	Gilmore, Joel	9-6	3.24	1	119.1	121	72
Doster, David	.281	480	135	13	74	12	Goedhart, Darrell	2-3	3.55	0	38.0	34	33
Eason, Tommy	.306	193	59	1	23	1	Goergen, Todd	0-0	2.45	0	11.0	10	4
Edwards, Jerome	.225	129	29	0	9	13	Gomes, Wayne	6-8	4.74	0	104.1	85	102
Estalella, Bobby	.261	46	12	2	9	0	Greene, Tommy	0-0	0.00	0	5.0	2	4
Evans, Stan	.220	205	45	1	23	3	Hermann, Gary	0-0	0.00	0	1.2	1	1
Haws, Scott	.232	181	42	1	14	0	Juhl, Mike	0-4	5.56	0	22.2	30	14
McConnell, Chad	.317	101	32	4	19	2	Metheney, Nelson	3-5	4.97	0	63.1	77	28
Ollison, Ron	.221	149	33	0	9	6	Ollison, Ron	0-0	0.00	0	1.0	0	0
Sefcik, Kevin	.285	516	147	2	47	30	Rivera, Ben	1-2	2.25	0	16.0	11	9
Solomon, Steve	.302	497	150	9	62	21	Sepeda, Jamie	2-1	3.06	0	32.1	32	20
Waco, David	.339	115	39	3	31	0	Smith, Eric	2-2	2.90	15	59.0	50	33
							Tranberg, Mark	7-1	0.14	0	63.1	33	41
							Trister, John	8-10	3.27	0	156.2	148	72

SPARTANBURG

1st half: 5th place; 2nd half: T3rd place; 67-72 overall,
South Atlantic League, Northern Division; Roy Majtyka, Mgr.

	AVG	AB	H	HR	RBI	SB		W-L	ERA	SV	IP	H	SO
Amador, Manuel	.249	341	85	6	42	5	Alger, Kevin	0-0	4.50	0	2.0	1	0
Angeli, Douglas	.242	165	40	0	14	5	Beech, Matt	4-4	2.58	0	69.2	51	83
Brainard, Matthew	.228	180	41	6	20	4	Costa, Tony	6-9	3.56	0	116.1	109	106
Costello, Brian	.235	456	107	6	65	13	Dabalack, Darin	2-3	3.06	5	35.1	26	23
Estalella, Robert	.217	299	65	9	41	0	Eggleston, Scott	3-2	4.75	0	53.0	61	36
Gallone, Santy	.282	341	96	6	37	6	Fiore, Tony	12-13	4.10	0	166.2	162	113
Gyselman, Jeff	.071	28	2	0	2	0	Foster, Mark	4-2	4.46	11	42.1	41	40
Held, Daniel	.254	484	123	18	69	2	Franek, Tom	3-4	3.52	6	71.2	79	54
Kendall, Jeremy	.287	515	148	8	60	62	Genke, Todd	2-2	2.39	0	64.0	53	49
Key, Jeffrey	.218	87	19	1	14	0	Grace, Mike	5-5	4.82	0	80.1	84	45
Madden, Joey	.259	116	30	0	9	4	Heisler, Laurence	2-0	4.35	1	41.1	46	36
McMullen, Jon	.297	256	76	12	53	1	Humphry, Trevor	1-1	6.61	1	16.1	20	15
Millan, Adan	.268	153	41	4	29	1	Kirkland, Kris	0-0	0.00	0	2.0	1	2
Rolen, Scott	.294	513	151	14	72	6	Legrow, Brett	1-0	3.23	0	30.2	30	16
Stingley, Derek	.215	270	58	1	22	24	Methaney, Nelson	3-4	2.50	0	50.1	43	30
Torok, John	.197	127	25	1	15	0	Nutt, Steve	1-2	5.04	0	30.1	32	24
Waco, David	.244	90	22	2	10	0	Olsen, Chris	1-3	5.80	0	35.2	41	29
Wiegandt, Bryan	.206	141	29	1	8	1	Rama, Shelby	5-7	4.35	1	97.1	110	66
Willis, Shawn	.164	67	11	1	4	3	Sanders, Lance	0-0	6.75	0	10.2	14	14
							Swan, Tyrone	12-10	4.46	0	171.1	175	167
							Wood, Mike	0-1	2.40	0	15.0	13	9

BATAVIA

40-34, 2nd place, New York-Penn League, Stedler Division, Al LeBoeuf, Mgr.

	AVG	AB	H	HR	RBI	SB		W-L	ERA	SV	IP	H	SO
Feauto, Brett	.211	19	4	0	3	1	Antonini, Adrian	3-0	4.75	1	30.1	38	24
Flores, Jose	.253	229	58	0	16	23	Barbao, Joe	2-2	2.59	6	31.1	35	26
Gyselman, Jeff	.286	7	2	1	1	0	Beech, Matt	2-1	1.93	0	18.2	9	27
Huff, Lawrence	.224	67	15	0	2	5	Dodd, Robert	2-4	2.25	1	52.0	42	44
Jensen, Jeffrey	.259	270	70	1	27	4	Estavil, Mauricio	3-2	3.89	1	39.1	43	31
Key, Jeff	.270	185	50	3	32	11	Heflin, Bronson	6-5	3.58	0	83.0	85	71
Madden, Joseph	.118	17	2	0	3	2	Kirkland, Kris	2-3	3.14	3	14.1	15	8
Magee, Wendell	.279	229	64	2	35	10	Legrow, Brett	2-1	2.70	0	30.0	33	14
McGinn, Shaun	.155	71	11	0	5	0	Lundberg, Bryan	0-1	7.88	0	8.0	10	5
Millan, Adan	.321	53	17	0	11	0	Nyrai, Peter	5-1	2.77	2	52.0	33	59
Mobilia, Bill	.259	112	29	1	10	1	Nye, Ryan	7-2	2.64	0	71.2	64	71
Nitschke, Bear	.148	61	9	0	6	1	Paasch, Stephan	0-4	2.97	0	57.2	50	49
Norheimer, Jamie	.264	144	38	2	20	0	Sanders, Lance	0-0	5.40	0	6.2	9	6
O'Brien, Joe	.240	263	63	3	33	6	Smith, Justin	0-0	4.76	0	5.2	10	2
Pettiford, Torrey	.091	22	2	0	0	1	Stewart, David	1-1	1.65	2	16.1	10	15
Shipman, Mike	.275	40	11	0	3	0	Stumpf, Brian	1-1	6.00	1	6.0	8	5
Shores, Scott	.250	264	66	6	32	19	Valley, Jason	3-5	4.68	0	65.1	77	28
Torok, John	.306	49	15	0	5	7	Vandermark, John	1-1	3.38	1	21.1	11	25
Watts, Josh	.300	50	15	0	10	2	Wood, Mike	0-0	2.70	0	3.1	4	2
White, James	.175	57	10	0	2	1	Wright, Scott	0-0	6.23	0	8.2	9	6
Williamson, Matt	.265	170	45	0	16	5							

MINOR LEAGUE REVIEW

MARTINSVILLE

32-36; 6th place, Appalachian League, North Division; Ramon Henderson, Mgr.

	AVG	AB	H	HR	RBI	SB		W-L	ERA	SV	IP	H	SO
Andino, Luis	.133	45	6	0	5	1	Beck, Johnny	3-1	4.05	2	33.1	38	23
Brito, Domingo	.123	73	9	0	3	1	Boyd, Jason	3-7	4.17	0	69.0	65	45
Diaz, Linardo	.235	200	47	2	22	13	Burger, Robert	1-1	5.68	0	19.0	20	30
Fanz, Chico	.200	5	1	0	1	3	Hamilton, Bo	3-4	5.97	0	34.2	49	25
Guiliano, Matthew	.221	190	42	5	16	16	Hunter, Rich	3-2	4.50	5	38.0	31	39
Huff, Lawrence	.252	143	36	1	7	17	Karvala, Kyle	5-1	2.66	2	40.2	29	48
Kearney, Chad	.086	35	3	0	0	1	Manning, Leonard	2-4	3.60	0	45.0	40	57
Nitschke, Bear	.184	49	9	0	6	1	McClurg, Clint	6-2	4.58	0	53.0	43	48
Oliveros, Leonaldo	.260	50	13	0	6	0	Mitchell, Courtney	0-1	6.59	0	27.1	31	27
Pettiford, Torrey	.229	144	33	1	10	8	Phipps, Chris	3-5	3.67	0	76.0	70	42
Pierre-Louis, Danton	.211	161	34	2	14	4	Reed, Kenneth	0-0	12.46	1	17.1	24	14
Pullen, Shane	.339	221	75	3	39	13	Rife, Jackie	0-3	9.41	0	22.0	33	22
Reyes, Winston	.260	173	45	5	21	5	Sikes, Jason	0-2	2.45	0	11.0	12	4
Royster, Aaron	.274	168	46	7	39	7	Stumpf, Brian	0-1	1.13	12	24.0	21	25
Russell, Jason	.277	101	28	1	10	2	Wimberly, Larry	3-2	2.58	0	69.2	55	67
Schreimann, Eric	.170	165	28	1	19	4	Yarbrough, Jason	0-0	21.60	0	3.1	13	2
Tinsley, Charles	.097	103	10	1	4	3							
Wampler, Samuel	.115	52	6	0	5	0							
Williamson, Matthew	.353	34	12	1	5	8							
Zonca, Chris	.209	67	14	1	8	0							

ALL-STARS

International League: Gene Schall

Eastern League: Jon Zuber

Florida State League: Kent Blasingame, Ron Blazier, David Doster, Eric Smith, Steve Solomon, John Trisler

South Atlantic League: Dan Held, Jeremy Kendall, Scott Rolen, Tyrone Swan

Appalachian League: Shane Pullen

DRAFT SELECTIONS

January Amateur Draft

First Round Selections (Regular Phase)

1966 - John Vukovich, inf	1977 - Michael Childs, c
1967 - Mike Coble, rhp	1978 - Don Woodward, rhp
1968 - Steve Gates, lhp	1979 - Dean Baugh, inf-of
1969 - Terry Enyart, lhp	1980 - Tony Ghelfi, rhp
1970 - Russell Klogas, of	1981 - Eric Schmidt, rhp
1971 - NO SELECTION	1982 - Jim King, ss
1972 - Ricky Knepper, 3b	1983 - Danny Sheeley, rhp
1973 - Alan Bannister, ss	1984 - Jeff Mays, rhp
1974 - Morris Cooper, rhp	1985 - Scott Steen, 3b-of
1975 - Richard Nesloney, rhp	1986 - Jesse Ellison, rhp
1976 - Jack Lazorko, rhp	

June Amateur Draft

First Round Selections (Regular Phase)

1965 - Mike Adamson, rhp	1980 - Lebo Powell, C
1966 - Mike Biko, rhp	1981 - Jon Abrego, rhp
1967 - Phil Meyer, lhp	1982 - John Russell, c
1968 - Greg Luzinski, 1b	1983 - Ricky Jordan, 1b
1969 - Mike Anderson, of	1984 - Peter Smith, rhp
1970 - Mike Martin, lhp	1985 - Trey McCall, c
1971 - Roy Thomas, rhp	1986 - Brad Brink, rhp
1972 - Larry Christenson, rhp	1987 - Pick Went To The Tigers
1973 - John Stearns, c	1988 - Pat Combs, lhp
1974 - Lonnie Smith, of	1989 - Jeff Jackson, of
1975 - Sam Welborn, rhp	1990 - Mike Lieberthal, c
1976 - Jeff Kraus, ss	1991 - Tyler Green, rhp
1977 - Scott Munninghoff, rhp	1992 - Chad McConnell, of
1978 - Rip Rollins, rhp	1993 - Wayne Gomes, rhp
1979 - Pick Went To The Reds	1994 - Carlton Loewer, rhp

1995 MINOR LEAGUE PLAYERS

AGOSTINELLI, PETER JOSEPH (PETE) ... LHP ... HT: 6-3; WT: 195 ... B-T: L-L ... BORN: November 7, 1968, Rochester, NY ... **RESIDES:** Rochester, NY ... **EDUCATION:** Graduated Rockport High School (NY) and University of South Carolina (Spartanburg) ... **OBTAINED:** Signed as a free agent 8/19/92 ... **MISC:** 1994 led FSL in games (64).

YEAR	CLUB	W-L	ERA	G	GS	CG	SHO	SV	IP	H	R	ER	BB	SO
1992	BATAVIA	0-1	6.75	4	0	0	0	0	4.0	4	3	3	3	3
1993	SPARTANBURG	0-0	5.79	6	0	0	0	0	9.1	13	9	6	3	8
	BATAVIA	3-2	2.59	24	1	1	1	4	41.2	31	12	12	13	36
1994	CLEARWATER	2-3	4.48	64	0	0	0	5	70.1	79	38	35	14	34

AGUIAR, DOUGLAS JOSE ... RHP ... HT: 6-0; WT: 160 ... B-T: R-R ... BORN: February 20, 1977; Zulia, Venezuela ... **RESIDES:** Zulia, Venezuela ... **OBTAINED:** Signed as a free agent, 11/16/94.

YEAR	CLUB	W-L	ERA	G	GS	CG	SHO	SV	IP	H	R	ER	BB	SO
(Signed for 1995)														

AMADOR, MANUEL ALEXIS ... SS ... HT: 6-0; WT: 160 ... B-T: S-R ... BORN: November 21, 1975, Santo Domingo, Dominican Republic ... **RESIDES:** Santo Domingo, Dominican Republic ... **OBTAINED:** Signed as a free agent 1/9/93.

YEAR	CLUB	AVG.	G	AB	R	H	2B	3B	HR	RBI	BB	SO	SB	CS
1993	MARTINSVILLE	.235	61	234	38	55	7	1	9	35	26	49	5	1
1994	SPARTANBURG	.249	91	341	54	85	14	3	6	42	30	65	5	2

ANDINO, LUIS ROBERTO ... OF ... HT: 6-1; WT: 170 ... B-T: R-R ... BORN: January 27, 1975, Carolina, Puerto Rico ... **RESIDES:** Carolina, PR ... **EDUCATION:** Attended Electronic Data Processing College (PR) ... **OBTAINED:** Phillies 23rd pick in 1994 June draft.

YEAR	CLUB	AVG.	G	AB	R	H	2B	3B	HR	RBI	BB	SO	SB	CS
1994	MARTINSVILLE	.133	25	45	2	6	1	0	0	5	4	22	1	0

ANGELI, DOUGLAS WILLIAM ... SS ... HT: 5-10; WT: 180 ... B-T: R-R ... BORN: January 7, 1971, Kenosha, WA ... **RESIDES:** Springfield, IL ... **EDUCATION:** Graduated Chatham Glenwood High School (Springfield, IL); attended University of New Orleans ... **OBTAINED:** Phillies 16th pick in 1993 June draft.

YEAR	CLUB	AVG.	G	AB	R	H	2B	3B	HR	RBI	BB	SO	SB	CS
1993	BATAVIA	.218	75	252	20	55	7	3	0	15	18	33	5	6
1994	SPARTANBURG	.242	43	165	16	40	8	0	0	14	15	29	5	3
	CLEARWATER	.260	77	265	25	69	14	2	1	26	23	39	2	2

ANTONINI, ADRIAN O ... RHP ... HT: 6-3; WT: 220 ... B-T: R-R ... BORN: July 27, 1972, Boston, MA ... **RESIDES:** Miami, FL ... **EDUCATION:** Graduated Miami Westminster High School (FL); attended Louisiana State University ... **OBTAINED:** Phillies 18th pick in 1994 June draft.

YEAR	CLUB	W-L	ERA	G	GS	CG	SHO	SV	IP	H	R	ER	BB	SO
1994	BATAVIA	3-0	4.75	20	0	0	0	1	30.1	38	19	16	12	24

ARIAS, JOSE GABRIEL ... RHP ... HT: 6-1; WT: 180 ... B-T: R-R ... BORN: February 11, 1974, Santo Domingo, Dominican Republic ... **RESIDES:** Santo Domingo, Dominican Republic ... **OBTAINED:** Signed as a free agent 5/28/94.

YEAR	CLUB	W-L	ERA	G	GS	CG	SHO	SV	IP	H	R	ER	BB	SO
1994	DOMINICAN SUMMER LEAGUE													

BARBAO, JOSEPH MICHAEL ... RHP ... HT: 6-1; WT: 190 ... B-T: R-R ... BORN: April 18, 1972, Valparaiso, IN ... **RESIDES:** Crown Point, IN ... **EDUCATION:** Graduated Crown Point High School (IN); attended Vanderbilt University ... **OBTAINED:** Signed as a free agent 6/27/94.

YEAR	CLUB	W-L	ERA	G	GS	CG	SHO	SV	IP	H	R	ER	BB	SO
1994	BATAVIA	2-2	2.59	22	0	0	0	6	31.1	35	12	9	4	26

BATISTE, KIMOTHY EMIL (KIM) ... SS ... HT: 6-0; WT: 175 ... B-T: R-R ... BORN: March 15, 1968, New Orleans, LA ... **RESIDES:** Prairieville, LA ... **EDUCATION:** Graduated St. Amant High School ... **OBTAINED:** Phillies 3rd pick in 1987 June draft, signed by Don Williams, Tony Roig and Bob Reasonover ... **MISC:** 1990 Eastern League All Star; Phillies Player of the Month May, 1990 ... Won Paul Owens Award for best player in Phillies organization 1991.

YEAR	CLUB	AVG.	G	AB	R	H	2B	3B	HR	RBI	BB	SO	SB	CS
1987	UTICA	.173	46	150	15	26	8	1	2	10	7	65	4	0
1988	SPARTANBURG	.249	122	430	51	107	19	6	6	52	14	100	16	9
1989	CLEARWATER	.234	114	385	36	90	12	4	3	33	17	67	13	7
1990	READING	.276	125	486	57	134	14	4	6	33	13	73	28	14
1991	SCRANTON	.292	122	462	54	135	25	6	1	41	11	72	18	13
	PHILLIES	.222	10	27	2	6	0	0	0	1	1	8	0	1
1992	SCANTON	.260	71	269	30	70	12	6	2	29	7	42	6	5
	PHILLIES	.206	44	136	9	28	4	0	1	10	4	18	0	0
1993	PHILLIES	.282	79	156	14	44	7	1	5	29	3	29	0	1
1994	PHILLIES	.234	64	209	17	49	6	0	1	13	1	32	1	1

BECK, JOHN GRAHAM ... LHP ... HT: 5-9; WT: 170 ... B-T: R-L ... BORN: June 27, 1972, Raleigh, NC ... **RESIDES:** Garner, NC ... **EDUCATION:** Graduated Garner High School (NC); attended East Carolina University ... **OBTAINED:** Phillies 43rd pick in 1994 June draft.

YEAR	CLUB	W-L	ERA	G	GS	CG	SHO	SV	IP	H	R	ER	BB	SO
1994	MARTINSVILLE	3-1	4.05	22	0	0	0	2	33.1	38	17	15	14	23

BEECH, LUCAS MATTHEW ... LHP ... HT: 6-2; WT: 190 ... B-T: L-L ... BORN: January 20, 1972, Oakland, CA ... **RESIDES:** San Antonio, TX ... **EDUCATION:** Graduated Tom C. Clark High School (TX) and University of Houston ... **OBTAINED:** Phillies 7th pick in 1994 June draft.

YEAR	CLUB	W-L	ERA	G	GS	CG	SHO	SV	IP	H	R	ER	BB	SO
1994	BATAVIA	2-1	1.93	4	3	0	0	0	18.2	9	4	4	12	27
	SPARTANBURG	4-4	2.58	10	10	4	1	0	69.2	51	23	20	23	83

BENNETT, GARY DAVID JR ... C ... HT: 6-0; WT: 190 ... B-T: R-R ... BORN: April 17, 1972, Waukegan, IL ... **RESIDES:** Waukegan, IL ... **EDUCATION:** Graduated Waukegan East High School (IL) ... **OBTAINED:** Phillies 11th pick in 1990 June draft ... **MISC:** 1992 had best fielding percentage among catchers (.994) in NY-PA League.

YEAR	CLUB	AVG.	G	AB	R	H	2B	3B	HR	RBI	BB	SO	SB	CS
1990	MARTINSVILLE	.269	16	52	3	14	2	1	0	10	4	15	0	1
1991	MARTINSVILLE	.235	41	136	15	32	7	0	1	16	17	26	0	1
1992	BATAVIA	.205	47	146	22	30	2	0	0	12	15	27	2	1
1993	SPARTANBURG	.254	42	126	18	32	4	1	0	15	12	22	0	2
	CLEARWATER	.327	17	55	5	18	0	0	1	6	3	10	0	1
1994	CLEARWATER	.236	19	55	6	13	3	0	0	10	8	6	0	0
	READING	.231	63	208	13	48	9	0	3	22	14	26	0	1

BIESER, STEVEN RAY ... OF/C ... HT: 5-10; WT: 170 ... B-T: S-R ... BORN: August 4, 1967, Perryville, MO ... **RESIDES:** Ste. Genevieve, MO ... **EDUCATION:** Graduated Ste. Genevieve High School (MO); attended Mineral Area Junior College and Southeast Missouri State University ... **OBTAINED:** Phillies 32nd pick in 1989 June draft.

YEAR	CLUB	AVG.	G	AB	R	H	2B	3B	HR	RBI	BB	SO	SB	CS
1989	BATAVIA	.240	25	75	13	18	3	1	1	13	12	20	1	1
1990	BATAVIA	.231	54	160	36	37	11	1	0	12	26	27	13	2
1991	SPARTANBURG	.244	60	188	25	41	6	0	0	13	31	35	17	4
1992	CLEARWATER	.286	73	203	33	58	6	5	0	10	39	28	8	8
	READING	.273	33	139	20	38	5	4	0	8	6	25	7	3
1993	READING	.312	53	170	21	53	6	3	1	19	15	24	9	5
	SCRANTON	.253	26	83	3	21	4	0	0	4	2	14	3	0
1994	SCRANTON	.268	93	228	42	61	13	1	0	15	17	40	12	8

BIGLER, JEFFREY SCOTT ... 1B/OF ... HT: 6-0; WT: 190 ... B-T: L-L ... BORN: September 13, 1969, Milwaukee, WI ... **RESIDES:** Mequon, WI ... **EDUCATION:** Graduated Homestead High School (Mequon, WI), attended St. Francis College and University of Wisconsin (Oshkosh) ... **OBTAINED:** Signed as a free agent 10/2/91.

YEAR	CLUB	AVG.	G	AB	R	H	2B	3B	HR	RBI	BB	SO	SB	CS
1992	SPARTANBURG	.269	125	438	50	118	32	2	5	53	49	67	4	4
1993	SPARTANBURG	.260	66	231	26	60	23	1	1	35	23	43	0	0
1994	CLEARWATER	.282	104	365	41	103	21	1	5	49	54	47	1	1

BLASINGAME, KENT ... OF ... HT: 6-0 ; WT: 200 ... B-T: L-L ... BORN: February 4, 1970, St. Louis, MO ... **RESIDES:** Scottsdale, AZ ... **EDUCATION:** Graduated Saguaro High School (AZ) and Texas Tech University ... **OBTAINED:** Signed as a free agent 3/16/94 ... **MISC:** 1994 FSL All-Star team (in season).

YEAR	CLUB	AVG.	G	AB	R	H	2B	3B	HR	RBI	BB	SO	SB	CS
1994	CLEARWATER	.253	106	395	61	100	12	7	6	37	29	90	18	16

BLAZIER, RONALD PATRICK ... RHP ... HT: 6-5; WT: 205 ... B-T: R-R ... BORN: July 30, 1971, Altoona, PA...**RESIDES:** Bellwood, PA ... **EDUCATION:** Graduated Bellwood High School (PA) ... **OBTAINED:** Signed as a free agent 7/14/89 ... **MISC:** 1992 SAL All Star team (post season); tied the SAL lead in wins (14); Phillies Pitcher of the Month August 1992...Phillies Pitcher of the Month August 1993 ... 1994 FSL All Star team (in season); led FSL in games started (29) and tied for first in wins (13); won the Paul Owens Award for best pitcher in the Phillies organization 1994.

YEAR	CLUB	W-L	ERA	G	GS	CG	SHO	SV	IP	H	R	ER	BB	SO
1990	PRINCETON	3-5	4.46	14	13	1	0	0	78.2	79	46	39	29	45
1991	BATAVIA	7-5	4.60	24	8	0	0	2	72.1	81	40	37	17	77
1992	SPARTANBURG	14-7	2.65	30	21	2	0	0	159.2	141	55	47	32	149
1993	CLEARWATER	9-8	3.94	27	23	1	0	0	155.1	171	80	68	40	86
1994	CLEARWATER	13-5	3.38	29	29	0	0	0	173.1	177	73	65	36	120

BOUCHER, MICHAEL LLOYD ... RHP ... HT: 6-5; WT: 190 ... B-T: R-R ... BORN: September 29, 1972, Livermore, CA ... **RESIDES:** Mission Viejo, CA ... **EDUCATION:** Graduated Mission Viejo High School (CA); attended Wyoming University ... **OBTAINED:** Signed as a free agent 8/14/94.

YEAR	CLUB	W-L	ERA	G	GS	CG	SHO	SV	IP	H	R	ER	BB	SO
(Signed for 1995)														

BOYD, JASON PERNELL ... RHP ... HT: 6-2; WT: 165 ... B-T: R-R ... BORN: February 23, 1973, St. Clair, IL ... **RESIDES:** Edwardsville, IL ... **EDUCATION:** Graduated Edwardsville High School (IL); attended John A. Logan College ... **OBTAINED:** Phillies 8th pick in 1994 June draft.

YEAR	CLUB	W-L	ERA	G	GS	CG	SHO	SV	IP	H	R	ER	BB	SO
1994	MARTINSVILLE	3-7	4.17	14	13	1	0	0	69.0	65	46	32	32	45

BRITO, DOMINGO ANTONIO ... SS ... HT: 6-0; WT: 160 ... B-T: R-R ... BORN: July 6, 1975, Moca, Dominican Republic ... **RESIDES:** Moca, Dominican Republic ... **OBTAINED:** Signed as a free agent 5/25/93.

YEAR	CLUB	AVG.	G	AB	R	H	2B	3B	HR	RBI	BB	SO	SB	CS
1993	DOMINICAN SUMMER LEAGUE													
1994	MARTINSVILLE	.123	32	73	5	9	2	0	0	3	7	31	1	2

BRITO, LUIS SANTANA ... SS ... HT: 6-0; WT: 150 ... B-T: S-R ... BORN: April 12, 1971, San Pedro de Macoris, Dominican Republic ... **RESIDES:** San Pedro de Macoris, Dominican Republic ... **EDUCATION:** Attended Virgen dela Caridad School ... **OBTAINED:** Signed as a free agent 7/30/88.

YEAR	CLUB	AVG.	G	AB	R	H	2B	3B	HR	RBI	BB	SO	SB	CS
1989	MARTINSVILLE	.313	9	16	1	5	0	0	0	1	0	3	0	0
1990	PRINCETON	.242	27	95	15	23	2	0	0	4	2	11	4	2
1991	MARTINSVILLE	.268	31	123	17	33	5	0	0	9	5	21	5	2
	BATAVIA	.316	22	76	13	24	2	1	0	10	6	8	9	3
1992	SPARTANBURG	.219	34	105	11	23	1	1	0	9	4	17	7	8
	CLEARWATER	.218	65	188	18	41	4	0	0	11	5	21	4	7
1993	SPARTANBURG	.313	127	467	56	146	16	4	0	33	11	47	9	12
1994	CLEARWATER	.324	31	108	18	35	4	3	1	13	2	3	2	1
	READING	.222	86	284	33	63	6	2	3	21	13	38	4	4

BROPHY, WILLIAM EARL JR. (EJ) ... C ... HT: 6-3; WT: 212 ... B-T: R-R ... BORN: April 17, 1970, Montgomery, AL ... **RESIDES:** Birmingham, AL ... **EDUCATION:** Graduated Sidney Lanier High School (Montgomery, AL); attended University of Alabama (Birmingham) ... **OBTAINED:** Phillies 37th pick in 1992 June draft.

YEAR	CLUB	AVG.	G	AB	R	H	2B	3B	HR	RBI	BB	SO	SB	CS
1992	MARTINSVILLE	.327	35	110	11	36	7	0	1	17	11	12	0	0
	SPARTANBURG	.235	25	81	3	19	0	0	0	6	2	14	0	2
1993	SPARTANBURG	.185	51	162	12	30	4	0	2	14	12	27	0	1
1994	CLEARWATER	.183	49	126	17	23	3	0	3	17	20	24	0	0

BROWN, DANIEL RICHARD ... RHP ... HT: 6-5; WT: 212 ... B-T: R-R ... BORN: December 26, 1968, Vinita, OK ... **RESIDES:** Vinita, OK ... **EDUCATION:** Graduated Vinita High School (OK); attended University of Arkansas ... **OBTAINED:** Signed as a free agent 5/21/91.

YEAR	CLUB	W-L	ERA	G	GS	CG	SHO	SV	IP	H	R	ER	BB	SO
1991	MARTINSVILLE	3-0	1.72	25	0	0	0	10	36.2	23	7	7	10	38
1992	CLEARWATER	0-1	2.57	6	0	0	0	0	7.0	5	2	2	3	4
	SPARTANBURG	0-2	2.40	16	0	0	0	1	30.0	26	16	8	10	30
1993	SPARTANBURG	6-8	2.95	39	0	0	0	3	61.0	53	25	20	14	43
1994	CLEARWATER	2-0	1.56	50	0	0	0	1	52.0	43	13	9	22	37

BURGER, ROBERT PAUL ... RHP ... HT: 6-1; WT: 175 ... B-T: R-R ... BORN: March 25, 1976, Lancaster, PA ... **RESIDES:** Willow Street, PA ... **EDUCATION:** Graduated Lampeter/Strasburg High School (Lampeter, PA) ... **OBTAINED:** Phillies 10th pick in 1994 June draft.

YEAR	CLUB	W-L	ERA	G	GS	CG	SHO	SV	IP	H	R	ER	BB	SO
1994	MARTINSVILLE	1-1	5.68	7	5	0	0	0	19.0	20	13	12	8	30

BURKE, ALAN ANTHONY ... OF ... HT: 6-0; WT: 190 ... B-T: R-R ... BORN: November 28, 1970, Huntington Beach, CA ... **RESIDES:** Ontario, CA ... **EDUCATION:** Graduated Chino High School (CA); attended Long Beach State University ... **OBTAINED:** Phillies 13th pick in 1992 June draft ... **MISC:** 1993 led SAL in RBI's (96).

YEAR	CLUB	AVG.	G	AB	R	H	2B	3B	HR	RBI	BB	SO	SB	CS
1992	BATAVIA	.276	61	217	29	60	16	0	4	29	21	21	2	2
1993	SPARTANBURG	.281	129	481	62	135	29	0	17	96	49	92	1	1
	CLEARWATER	.111	8	27	2	3	0	0	1	3	2	7	0	0
1994	CLEARWATER	.214	107	374	44	80	24	1	6	49	27	84	3	1

CAINES, FRANKLYN ... OF ... HT: 6-2; WT: 170 ... B-T: R-R ... BORN: January 5, 1977, San Pedro de Macoris, Dominican Republic ... **RESIDES:** San Pedro de Macoris, Dominican Republic ... **OBTAINED:** Signed as a free agent 10/20/93.

YEAR	CLUB	AVG.	G	AB	R	H	2B	3B	HR	RBI	BB	SO	SB	CS
1994	DOMINICAN SUMMER LEAGUE													

CANTU, MICHAEL E ... 1B ... HT: 6-3; WT: 220 ... B-T: R-R ... BORN: November 18, 1968, Corpus Christi, TX ... **RESIDES:** Corpus Christi, TX ... **EDUCATION:** Attended Tarleton State University (TX) ... **OBTAINED:** Signed as a free agent 7/13/94 ... **MISC:** Originally drafted by St. Louis (1991).

YEAR	CLUB	AVG.	G	AB	R	H	2B	3B	HR	RBI	BB	SO	SB	CS
1991	HAMILTON	.307	68	225	25	69	19	0	7	51	29	52	2	0
1992	ST. PETERSBURG	.271	93	332	24	90	16	2	3	31	17	72	0	0
1993	ST. PETERSBURG	.289	127	463	54	134	28	1	10	75	40	81	2	0
1994	ST. PETERSBURG	.207	60	232	15	48	10	0	4	26	15	45	0	1
	CLEARWATER	.244	46	176	23	43	13	0	9	36	13	54	0	0

CASTILLO, JORGE ARIAS ... C ... HT: 5-10; WT: 176 ... B-T: R-R ... BORN: October 10, 1977, Santo Domingo, Dominican Republic ... **RESIDES:** Santo Domingo, Dominican Republic ... **OBTAINED:** Signed as a free agent, 11/9/94.

YEAR	CLUB	AVG.	G	AB	R	H	2B	3B	HR	RBI	BB	SO	SB	CS

(Signed for 1995)

CASTRO, RAFAEL ... C ... HT: 6-2; WT: 155 ... B-T: R-R ... BORN: May 18, 1977, Los Llanos, Dominican Republic ... **RESIDES:** Los Llanos, Dominican Republic ... **OBTAINED:** Signed as a free agent 7/15/94.

YEAR	CLUB	AVG.	G	AB	R	H	2B	3B	HR	RBI	BB	SO	SB	CS

(Signed for 1995)

CENSALE, SILVIO J ... LHP ... HT: 6-2; WT: 195 ... B-T: L-L ... BORN: November 21, 1971, Jersey City, NJ ... **RESIDES:** Lodi, NJ ... **EDUCATION:** Graduated Paramus Catholic High School (NJ); attended University of Miami ... **OBTAINED:** Phillies 10th pick in 1993 June draft ... **MISC:** 1993 NYP All Star team (post season).

YEAR	CLUB	W-L	ERA	G	GS	CG	SHO	SV	IP	H	R	ER	BB	SO
1993	BATAVIA	5-2	2.08	9	9	1	0	0	52.0	39	20	12	19	54
1994														

(Injured - Did Not Play)

COMBS, PATRICK DENNIS ... LHP ... HT: 6-4; WT: 213 ... B-T: L-L ... BORN: October 29, 1966, Newport, RI ... **RESIDES:** Sugarland, TX ... **EDUCATION:** Graduated Alief-Hasting High School (Houston, TX); attended Baylor and Rice Universities ... **OBTAINED:** Phillies 1st pick in 1988 June draft ... **MISC:** Was a member of the 1988 USA Olympic team and was the final cut before the team went to Seoul ... Phillies Pitcher of the Month April 1989.

YEAR CLUB	W-L	ERA	G	GS	CG	SHO	SV	IP	H	R	ER	BB	SO
1989 CLEARWATER	2-1	1.30	6	6	0	0	0	41.2	35	8	6	11	24
READING	8-7	3.38	19	19	4	0	0	125.0	104	57	47	40	77
SCRANTON	3-0	0.37	3	3	2	1	0	24.1	15	4	1	7	20
PHILLIES	4-0	2.09	6	6	1	1	0	38.2	36	10	9	6	30
1990 PHILLIES	10-10	4.07	32	31	3	2	0	183.1	179	90	83	86	108
1991 PHILLIES	2-6	4.90	14	13	1	0	0	64.1	64	41	35	43	41
SCRANTON	2-2	6.67	6	6	1	0	0	27.0	39	23	20	16	14
1992 SCRANTON	5-7	3.61	21	21	1	0	0	124.2	123	62	50	41	77
PHILLIES	1-1	7.71	4	4	0	0	0	18.2	20	16	16	12	11
1993 SCRANTON	0-9	4.84	15	15	1	0	0	83.2	97	57	45	27	60
1994 SCRANTON	6-11	6.29	28	22	3	0	0	137.1	167	106	96	75	70

COSTA, TIMOTHY A. (TONY) ... RHP ... HT: 6-4; WT: 210 ... B-T: R-R ... BORN: December 19, 1970, Hanford, CA ... **RESIDES:** Lemoore, CA ... **EDUCATION:** Graduated Lemoore High School (CA); attended University of Nevada Las Vegas ... **OBTAINED:** Phillies 16th pick in 1992 June draft.

YEAR CLUB	W-L	ERA	G	GS	CG	SHO	SV	IP	H	R	ER	BB	SO
1992 MARTINSVILLE	0-4	9.12	12	4	0	0	1	24.2	44	40	25	13	21
1993 BATAVIA	3-4	4.94	10	9	0	0	0	51.0	56	32	28	19	37
1994 SPARTANBURG	6-9	3.56	17	17	2	0	0	116.1	109	60	46	31	106
CLEARWATER	3-5	4.21	8	8	1	1	0	47.0	44	25	22	31	27

COSTELLO, BRIAN D ... OF ... HT: 6-1; WT: 195 ... B-T: R-R ... BORN: October 4, 1974, Columbia, SC ... **RESIDES:** Orlando, FL ... **EDUCATION:** Graduated Dr. Phillips High School (Orlando, FL) ... **OBTAINED:** Phillies 13th pick in 1993 June draft.

YEAR CLUB	AVG.	G	AB	R	H	2B	3B	HR	RBI	BB	SO	SB	CS
1993 MARTINSVILLE	.254	60	209	28	53	8	1	5	19	37	52	6	3
1994 SPARTANBURG	.235	126	456	58	107	17	2	6	65	40	122	13	10

DABALACK, DARIN MATTHEW ... RHP ... HT: 6-3; WT: 210 ... B-T: R-R ... BORN: November 21, 1972, Long Beach, CA ... **RESIDES:** Garden Grove, CA ... **EDUCATION:** Graduated Bolsa Grande High School (Westminster, CA) and attended Orange Coast Community College ... **OBTAINED:** Signed as a free agent 6/30/93.

YEAR CLUB	W-L	ERA	G	GS	CG	SHO	SV	IP	H	R	ER	BB	SO
1993 MARTINSVILLE	2-1	5.13	19	0	0	0	0	40.1	45	29	23	16	25
1994 SPARTANBURG	2-3	3.06	23	0	0	0	5	35.1	26	12	12	16	23

DIAZ, LINARDO OLIVERAS ... OF ... HT: 6-0; WT: 165 ... B-T: R-R ... BORN: December 30, 1974, Cabral, Dominican Republic ... **RESIDES:** Cabral, Dominican Republic ... **OBTAINED:** Signed as a free agent 1/21/93.

YEAR CLUB	AVG.	G	AB	R	H	2B	3B	HR	RBI	BB	SO	SB	CS
1993 MARTINSVILLE	.221	35	68	12	15	1	0	3	12	12	28	3	2
1994 MARTINSVILLE	.235	56	200	33	47	5	2	2	22	20	44	13	6

DODD, ROBERT WAYNE ... LHP ... HT: 6-3; WT: 195 ... B-T: L-L ... BORN: March 14, 1973, Kansas City, KS ... **RESIDES:** Plano, TX ... **EDUCATION:** Graduated Plano High School (TX); attended University of Florida ... **OBTAINED:** Phillies 14th pick in 1994 June draft.

YEAR CLUB	W-L	ERA	G	GS	CG	SHO	SV	IP	H	R	ER	BB	SO
1994 BATAVIA	2-4	2.25	14	7	0	0	1	52.0	42	15	13	14	44

DOOLAN, BLAKE DWAYNE ... RHP ... HT: 6-0; WT: 175 ... B-T: R-R ... BORN: February 11, 1969, Pasadena, TX ... **RESIDES:** Pasadena, TX ... **EDUCATION:** Graduated Sam Rayburn High School (Pasadena, TX) and Northeast Louisiana University ... **OBTAINED:** Phillies 33rd pick in 1992 June draft ... **MISC:** Phillies Pitcher of the Month, April 1994.

YEAR CLUB	W-L	ERA	G	GS	CG	SHO	SV	IP	H	R	ER	BB	SO
1992 BATAVIA	6-2	2.85	19	9	3	2	1	85.1	78	33	27	25	62
1993 SPARTANBURG	2-2	1.70	8	8	1	0	0	58.1	50	16	11	9	34
READING	7-8	5.09	27	15	1	0	0	109.2	135	70	62	36	61
1994 CLEARWATER	0-0	0.00	9	0	0	0	5	10.1	3	0	0	0	12
READING	3-2	5.35	50	0	0	0	6	67.1	70	45	40	28	42

DOSTER, DAVID ERIC ... 2B ... HT: 5-10; WT: 185 ... B-T: R-R ... BORN: October 8, 1970, Fort Wayne, IN ... RESIDES: New Haven, IN ... EDUCATION: Graduated New Haven High School (IN); attended Indiana State University ... OBTAINED: Phillies 27th pick in 1993 June draft ... MISC: 1994 FSL All-Star team (in season); Phillies Player of the Month, May 1994, 1994 led FSL in doubles (42).

YEAR	CLUB	AVG.	G	AB	R	H	2B	3B	HR	RBI	BB	SO	SB	CS
1993	SPARTANBURG	.274	60	223	34	61	15	0	3	20	25	36	1	0
	CLEARWATER	.357	9	28	4	10	3	1	0	2	2	2	0	0
1994	CLEARWATER	.281	131	480	76	135	42	4	13	74	54	71	12	7

DUNCAN, JAN CARLOS ... SS ... HT: 6-1; WT: 155 ... B-T: R-R ... BORN: June 30, 1977, San Pedro de Macoris, Dominican Republic ... RESIDES: San Pedro de Macoris, Dominican Republic ... OBTAINED: Signed as a free agent 11/12/94.

YEAR	CLUB	AVG.	G	AB	R	H	2B	3B	HR	RBI	BB	SO	SB	CS
(Signed for 1995)														

ESTALELLA, ROBERT M ... C ... HT: 6-1; WT: 195 ... B-T: R-R ... BORN: August 23, 1974, Hialeah, FL ... RESIDES: Pembroke Pines, FL ... EDUCATION: Graduated Cooper City High School (FL); attended Miami Dade South Junior College ... OBTAINED: Phillies 23rd pick in 1992 June draft.

YEAR	CLUB	AVG.	G	AB	R	H	2B	3B	HR	RBI	BB	SO	SB	CS
1993	MARTINSVILLE	.295	35	122	14	36	11	0	3	19	14	24	0	1
	CLEARWATER	.229	11	35	4	8	0	0	0	4	2	3	0	0
1994	SPARTANBURG	.217	86	299	34	65	19	1	9	41	31	85	0	1
	CLEARWATER	.261	13	46	3	12	1	0	2	9	3	17	0	0

ESTAVIL, MAURICIO ... LHP ... HT: 6-0; WT: 185 ... B-T: L-L ... BORN: June 27, 1972, Madrid, Spain ... RESIDES: Culver City, CA ... EDUCATION: Graduated Culver City High School (CA); attended Pepperdine University ... OBTAINED: Phillies 11th pick in 1994 June draft.

YEAR	CLUB	W-L	ERA	G	GS	CG	SHO	SV	IP	H	R	ER	BB	SO
1994	BATAVIA	3-2	3.89	14	5	0	0	1	39.1	43	23	17	17	31

EVANS, STANLEY EARL ... OF ... HT: 5-11; WT: 175 ... B-T: L-R ... BORN: December 17, 1970, Oak Hill, FL ... RESIDES: Oak Hill, FL ... EDUCATION: Graduated New Smyrna Beach High School (Oak Hill, FL); attended Seminole Community College ... OBTAINED: Phillies 10th pick in 1992 June draft ... MISC: 1993 SAL All Star team (in season).

YEAR	CLUB	AVG.	G	AB	R	H	2B	3B	HR	RBI	BB	SO	SB	CS
1992	MARTINSVILLE	.396	14	53	12	21	7	1	0	10	7	3	5	0
	SPARTANBURG	.278	52	205	35	57	10	2	0	12	30	33	22	14
1993	SPARTANBURG	.273	83	275	52	75	13	2	1	24	46	48	17	12
	CLEARWATER	.271	39	133	13	36	5	1	0	12	14	12	4	3
1994	CLEARWATER	.220	73	205	27	45	10	0	1	23	25	40	3	4

FÁJARDO, ALEJANDRO ... OF ... HT: 6-0; WT: 175 ... B-T: R-R ... BORN: February 6, 1976, Moca, Dominican Republic ... RESIDES: Moca, Dominican Republic ... OBTAINED: Signed as a free agent 11/10/94.

YEAR	CLUB	AVG.	G	AB	R	H	2B	3B	HR	RBI	BB	SO	SB	CS
(Signed for 1995)														

FANA, ALBERTA MIGUEL ... C ... HT: 6-0; WT: 180 ... B-T: R-R ... BORN: February 27, 1974, La Vega, Dominican Republic ... RESIDES: La Vega, Dominican Republic ... EDUCATION: Graduated University of Merced ... OBTAINED: Signed as a free agent 5/6/93.

YEAR	CLUB	AVG.	G	AB	R	H	2B	3B	HR	RBI	BB	SO	SB	CS
1993	DOMINICAN SUMMER LEAGUE													
1994	MARTINSVILLE	.200	2	5	0	1	1	0	0	1	0	3	0	0
	DOMINICAN SUMMER LEAGUE													

FIORE, ANTHONY JAMES (TONY) ... RHP ... HT: 6-4; WT: 200 ... B-T: R-R ... BORN: October 12, 1971, Oak Park, IL ... RESIDES: Chicago, IL ... EDUCATION: Graduated Holy Cross High School (Oak Park, IL); attended Triton College ... OBTAINED: Phillies 28th pick in 1992 June draft. MISC: 1994 shared lead in SAL for games started (28) and led in complete games (9).

YEAR	CLUB	W-L	ERA	G	GS	CG	SHO	SV	IP	H	R	ER	BB	SO
1992	MARTINSVILLE	2-3	4.18	17	2	0	0	0	32.1	32	20	15	30	29
1993	BATAVIA	2-8	3.05	16	16	1	0	0	97.1	82	51	33	40	55
1994	SPARTANBURG	12-13	4.10	28	28	9	1	0	166.2	162	94	76	77	113

FISHER, DAVID ALLEN ... 2B/SS ... HT: 6-0; WT: 170 ... B-T: R-R ... BORN: February 26, 1970, Joplin, MO ... RESIDES: Joplin, MO ... EDUCATION: Graduated Joplin Senior High School (MO) and Missouri Southern University ... OBTAINED: Phillies 29th pick in 1992 June draft ... MISC: 1992 Appalachian League All Star team; Phillies Player of the Month July 1992 ... 1994 led EL second basemen with .974 fielding percentage.

YEAR	CLUB	AVG.	G	AB	R	H	2B	3B	HR	RBI	BB	SO	SB	CS
1992	MARTINSVILLE	.303	50	188	31	57	14	0	3	42	30	27	5	1
	BATAVIA	.338	21	80	10	27	4	1	1	14	6	5	3	2
1993	CLEARWATER	.240	126	430	54	103	25	2	6	54	52	42	11	17
1994	READING	.250	118	412	57	103	24	3	7	42	57	65	5	6

FLORES, JOSE CARLOS ... SS ... HT: 5-11; WT: 180 ... B-T: R-R ... BORN: June 28, 1973, New York, NY ... RESIDES: New York, NY ... EDUCATION: Attended University of Texas ... OBTAINED: Phillies 34th pick in 1994 June draft.

YEAR	CLUB	AVG.	G	AB	R	H	2B	3B	HR	RBI	BB	SO	SB	CS
1994	BATAVIA	.253	68	229	41	58	7	3	0	16	41	31	23	8

FOSTER, MARK DAMIEN ... LHP ... HT: 6-1; WT: 198 ... B-T: L-L ... BORN: December 24, 1971, Baltimore, MD ... RESIDES: Severn, MD ... EDUCATION: Graduated Old Mill High School (Millersville, MD) and University of Richmond ... OBTAINED: Phillies 23rd pick in 1993 June draft.

YEAR	CLUB	W-L	ERA	G	GS	CG	SHO	SV	IP	H	R	ER	BB	SO
1993	MARTINSVILLE	1-9	4.93	13	13	0	0	0	69.1	77	55	38	42	50
1994	SPARTANBURG	4-2	4.46	32	0	0	0	11	42.1	41	23	21	24	40
	CLEARWATER	2-2	3.38	16	1	0	0	1	26.2	28	13	10	14	22

FRANEK, THOMAS MICHAEL II ... RHP ... HT: 6-3; WT: 200 ... B-T: R-R ... BORN: November 16, 1970, Denver, CO ... RESIDES: Colorado Springs, CO ... EDUCATION: Graduated Poudre High School (Fort Collins, CO) and Mesa State College ... OBTAINED: Phillies 5th pick in 1993 June draft.

YEAR	CLUB	W-L	ERA	G	GS	CG	SHO	SV	IP	H	R	ER	BB	SO
1993	BATAVIA	3-5	3.34	15	15	0	0	0	86.1	86	39	32	21	40
1994	SPARTANBURG	3-4	3.52	28	7	0	0	6	71.2	79	36	28	11	54

GALLONE, SANTY NINO ... 2B/3B ... HT: 5-10; WT: 185 ... B-T: R-R ... BORN: August 9, 1971, Jamaica, NY ... RESIDES: Bellmore, NY ... EDUCATION: Graduated Mephram High School (NY) and Fordham University ... OBTAINED: Signed as a free agent 1/28/94.

YEAR	CLUB	AVG.	G	AB	R	H	2B	3B	HR	RBI	BB	SO	SB	CS
1994	SPARTANBURG	.282	103	341	52	96	27	0	6	37	37	47	6	2

GAMBS, CHRIS M ... RHP ... HT: 6-2; WT: 210 ... B-T: R-R ... BORN: October 26, 1973, San Jose, CA ... RESIDES: Richmond, CA ... EDUCATION: Graduated Monte Vista High School (Danville, CA) ... OBTAINED: Selected in 1994 annual Rule 5 draft from Shreveport.

YEAR	CLUB	W-L	ERA	G	GS	CG	SHO	SV	IP	H	R	ER	BB	SO
1991	AZL GIANTS	1-5	8.37	13	8	0	0	0	47.1	65	51	44	34	36
1992	CLINTON	5-10	5.63	26	26	0	0	0	134.1	119	101	84	101	98
1993	CLINTON	9-5	4.02	21	21	0	0	0	112.0	100	56	50	76	82
1994	SAN JOSE	0-0	14.40	4	0	0	0	0	5.0	6	9	8	6	4
	CLINTON	0-2	5.94	13	4	0	0	0	33.1	37	27	22	29	21

GENKE, TODD MICHAEL ... RHP ... HT: 6-0; WT: 190 ... B-T: R-R ... BORN: April 8, 1971, Milwaukee, WI ... RESIDES: Greenfield, WI ... EDUCATION: Graduated Greenfield High School (WI); attended University of Wisconsin (Whitewater) ... OBTAINED: Signed as a free agent 6/8/93.

YEAR	CLUB	W-L	ERA	G	GS	CG	SHO	SV	IP	H	R	ER	BB	SO
1993	MARTINSVILLE	0-1	9.00	2	2	0	0	0	8.0	14	10	8	2	4
	BATAVIA	2-3	6.03	18	2	0	0	1	37.1	51	26	25	7	22
1994	SPARTANBURG	2-2	2.39	36	0	0	0	0	84.0	53	22	17	15	49

GILMORE, JOEL DANIEL ... RHP ... HT: 6-6; WT: 23 ... B-T: R-R ... BORN: December 16, 1969, Houston, TX ... RESIDES: Conroe, TX ... EDUCATION: Graduated Conroe High School (TX); attended Pan American and Dallas Baptist Universities ... OBTAINED: Phillies 33rd pick in 1991 June draft ... MISC: 1991 led Appalachian League in ERA (1.53).

YEAR	CLUB	W-L	ERA	G	GS	CG	SHO	SV	IP	H	R	ER	BB	SO
1991	MARTINSVILLE	4-3	1.53	11	9	0	0	0	59.0	45	16	10	14	51
	SPARTANBURG	1-0	0.00	2	1	0	0	0	7.0	3	0	0	2	8
1992	SPARTANBURG	2-4	2.64	10	9	1	0	0	61.1	47	21	18	17	60
	CLEARWATER	2-1	3.42	5	5	0	0	0	26.1	25	11	10	9	22
1993	CLEARWATER	5-0	3.30	7	7	0	0	0	43.2	45	18	16	7	22
1994	CLEARWATER	9-6	3.24	20	19	1	0	1	119.1	121	57	43	20	72

GOMES, WAYNE M ... RHP ... HT: 6-2; WT: 205 ... B-T: R-R ... BORN: January 15, 1973, Langley AFB, VA ... RESIDES: Hampton, VA ... EDUCATION: Graduated Phoebus High School (Hampton, VA); attended Old Dominion University ... OBTAINED: Phillies 1st pick in 1993 June draft.

YEAR CLUB	W-L	ERA	G	GS	CG	SHO	SV	IP	H	R	ER	BB	SO
1993 BATAVIA	1-0	1.23	5	0	0	0	0	7.1	1	1	1	8	11
CLEARWATER	0-0	1.17	9	0	0	0	4	7.2	4	1	1	9	13
1994 CLEARWATER	6-8	4.74	23	21	1	1	0	104.1	85	63	55	82	102

GRABLE, ROBERT M. (ROB) ... 3B ... HT: 6-2; WT: 195 ... B-T: R-R ... BORN: January 20, 1970, Plainview, NY ... RESIDES: Bohemia, NY ... EDUCATION: Graduated Connetquot High School (Bohemia, NY); attended St. John's University ... OBTAINED: Purchased from Fayetteville (Detroit Tigers) 6/8/92 ... MISC: Detroit Tigers 23rd pick in 1991 June draft ... Phillies Player of the Month April 1993; FSL All Star team (In season).

YEAR CLUB	AVG.	G	AB	R	H	2B	3B	HR	RBI	BB	SO	SB	CS
1991 NIAGARA FALLS	.303	73	251	48	76	18	2	7	48	47	55	2	4
1992 FAYETTEVILLE	.273	24	77	9	21	5	1	0	10	12	16	3	3
SPARTANBURG	.247	77	279	37	69	14	2	4	32	47	54	6	7
1993 CLEARWATER	.313	98	351	60	110	27	5	5	55	49	72	16	9
READING	.233	37	120	10	28	4	1	1	10	18	27	2	1
1994 READING	.267	42	161	19	43	6	3	2	18	13	34	7	4

GRACE, MICHAEL JAMES ... RHP ... HT: 6-4; WT: 210; B-T: R-R ... BORN: June 20, 1970, Joliet, IL ... RESIDES: Joliet, IL ... EDUCATION: Graduated Joliet Catholic High School (IL), attended Bradley University ... OBTAINED: Phillies 10th pick in 1991 June draft.

YEAR CLUB	W-L	ERA	G	GS	CG	SHO	SV	IP	H	R	ER	BB	SO
1991 BATAVIA	1-2	1.39	6	6	0	0	0	32.1	20	9	5	14	36
SPARTANBURG	3-1	1.89	6	6	0	0	0	33.1	24	7	7	9	23
1992 SPARTANBURG	0-1	4.94	6	6	0	0	0	27.1	25	16	15	6	21
1993	(Injured - Did Not Play)												
1994 SPARTANBURG	5-5	4.82	15	15	0	0	0	80.1	84	50	43	20	45

GUILIANO, MATTHEW J ... SS ... HT: 5-7; WT: 175 ... B-T: R-R ... BORN: October 7, 1972, Jamaica, NY ... RESIDES: Ronkonkoma, NY ... EDUCATION: Graduated Connetquot High School (Bohemia, NY) and Iona College ... OBTAINED: Phillies 20th pick in 1994 June draft.

YEAR CLUB	AVG.	G	AB	R	H	2B	3B	HR	RBI	BB	SO	SB	CS
1994 MARTINSVILLE	.221	58	190	33	45	5	0	5	16	24	57	16	3

GYSELMAN, JEFFREY RYAN ... C ... HT: 6-3; WT: 193 ... B-T: R-R ... BORN: July 10, 1970, Seattle, WA ... RESIDES: Bothell, WA ... EDUCATION: Graduated Inglemoor High School (WA) and Portland State University ... OBTAINED: Phillies 19th pick in 1993 June draft.

YEAR CLUB	AVG.	G	AB	R	H	2B	3B	HR	RBI	BB	SO	SB	CS
1993 BATAVIA	.192	36	120	7	23	5	2	0	8	8	33	1	1
1994 BATAVIA	.286	2	7	2	2	0	0	1	1	0	2	0	0
SPARTANBURG	.071	12	28	4	2	0	0	0	2	3	8	0	0

HAMILTON, PAUL ELLIOTT ... RHP ... HT: 6-4; WT: 185 ... B-T: R-R ... BORN: October 25, 1974, Conroe, TX ... RESIDES: Cleveland, TX ... EDUCATION: Graduated Cleveland High School (TX) ... OBTAINED: Phillies 8th pick in 1993 June draft.

YEAR CLUB	W-L	ERA	G	GS	CG	SHO	SV	IP	H	R	ER	BB	SO
1993 MARTINSVILLE	1-1	14.18	7	1	0	0	0	13.1	29	22	21	13	2
1994 MARTINSVILLE	3-4	5.97	19	2	0	0	0	34.2	49	28	23	8	25

HANSELMAN, CARL LESTER ... RHP ... HT: 6-5; WT: 190 ... B-T: L-R ... BORN: May 23, 1970, Jacksonville, FL ... RESIDES: Shreveport, LA ... EDUCATION: Graduated Merritt Island High School (FL) ... OBTAINED: Signed as a free agent 1/17/95 ... MISC: 1992 California League All-Star.

YEAR CLUB	W-L	ERA	G	GS	CG	SHO	SV	IP	H	R	ER	BB	SO
1988 Pocatello	1-8	8.34	12	11	0	0	0	45.1	78	66	42	31	37
1989 Everett	2-4	4.96	11	10	0	0	0	52.2	44	32	29	35	43
Clinton	1-11	4.80	15	15	1	0	0	86.1	81	55	46	56	37
1990 Clinton	9-10	3.23	25	24	2	1	0	145.0	120	71	52	75	128
1991 San Jose	13-7	3.80	25	24	5	1	0	156.1	152	71	66	66	88
1992 San Jose	8-5	2.54	16	16	5	2	0	106.1	102	44	30	32	62
Shreveport	6-4	2.48	11	11	2	1	0	80.0	73	31	22	17	42
1993 Shreveport	1-5	2.91	15	6	0	0	2	55.2	54	23	18	13	36
Phoenix	2-6	5.98	21	13	0	0	0	87.1	115	66	58	35	45
1994 Beaumont	1-5	4.22	31	0	0	0	9	49.0	56	23	23	24	50

HAWS, SCOTT ISAAC ... C ... HT: 6-0; WT: 190 ... B-T: L-R ... BORN: January 11, 1972, Bristol, PA ... **RESIDES:** Fairless Hills, PA ... **EDUCATION:** Graduated Bishop Egan High School (Fairless Hills, PA) and Bucks County Community College ... **OBTAINED:** Phillies 19th pick in 1992 June draft.

YEAR	CLUB	AVG.	G	AB	R	H	2B	3B	HR	RBI	BB	SO	SB	CS
1992	MARTINSVILLE	.211	36	128	20	27	3	0	0	9	18	12	0	0
1993	SPARTANBURG	.244	73	234	23	57	7	0	1	21	37	44	2	3
1994	CLEARWATER	.232	64	181	18	42	8	1	1	14	27	19	0	1
	READING	.231	10	26	3	6	0	0	0	1	4	4	0	1

HAYDEN, DAVID ANDREW ... SS ... HT: 5-11; WT: 170 ... B-T: R-R ... BORN: December 1, 1969, Boyton Beach, FL ... **RESIDES:** Okahumpka, FL ... **EDUCATION:** Graduated Forest Hill High School (West Palm Beach, FL); attended Palm Beach Junior College and University of Tennessee ... **OBTAINED:** Phillies 8th pick in 1991 June draft.

YEAR	CLUB	AVG.	G	AB	R	H	2B	3B	HR	RBI	BB	SO	SB	CS
1991	BATAVIA	.222	50	158	16	35	2	0	0	9	13	24	3	1
1992	SPARTANBURG	.223	125	394	46	88	11	2	0	29	35	66	7	1
1993	CLEARWATER	.310	97	290	42	90	13	0	0	27	39	38	8	9
1994	READING	.252	87	234	27	59	9	1	4	24	27	56	3	1

HEFLIN, BRONSON WAYNE ... RHP ... HT: 6-3; WT: 200 ... B-T: R-R ... BORN: August 29, 1971, Clarksville, TN ... **RESIDES:** Nashville, TN ... **EDUCATION:** Graduated Donnellson Christian High School (TN) and University of Tennessee ... **OBTAINED:** Phillies 37th pick in 1994 June draft ... **MISC:** Previously drafted by New York Yankees (1990), but did not sign.

YEAR	CLUB	W-L	ERA	G	GS	CG	SHO	SV	IP	H	R	ER	BB	SO
1994	BATAVIA	6-5	3.58	14	13	1	0	0	83.0	85	38	33	20	71

HELD, DANIEL RICHARD ... C/1B ... HT: 6-1; WT: 200 ... B-T: R-R ... BORN: October 7, 1970, Hartford, WI ... **RESIDES:** Neosho, WI ... **EDUCATION:** Graduated Hartford High School (WI) and Waukesha County Technical College ... **OBTAINED:** Phillies 42nd pick in 1993 June draft ... **MISC:** 1994 SAL All-Star team (in season).

YEAR	CLUB	AVG.	G	AB	R	H	2B	3B	HR	RBI	BB	SO	SB	CS
1993	BATAVIA	.205	45	151	18	31	8	1	3	16	16	40	2	3
1994	SPARTANBURG	.254	130	484	69	123	32	1	18	69	52	119	2	0

HERRMANN, GARY ALLEN ... LHP ... HT: 6-0; WT: 200 ... B-T: R-L ... BORN: October 15, 1969, Houston, TX ... **RESIDES:** Houston, TX ... **EDUCATION:** Graduated Cypress Fairbanks High School (Cypress, TX); attended Southwest Texas State University ... **OBTAINED:** Signed as a free agent 6/11/92 ... **MISC:** Phillies Pitcher of the Month July 1993

YEAR	CLUB	W-L	ERA	G	GS	CG	SHO	SV	IP	H	R	ER	BB	SO
1992	BATAVIA	1-3	4.89	11	6	0	0	0	38.2	41	30	21	16	35
1993	SPARTANBURG	7-3	3.13	13	13	0	0	0	83.1	74	40	29	31	76
1994	CLEARWATER	0-0	0.00	1	1	0	0	0	1.2	1	0	0	0	1

HILL, ERIC MARTIN ... RHP ... HT: 6-2; WT: 190 ... B-T: R-R ... BORN: November 19, 1967, Knoxville, TN ... **RESIDES:** Corryton, TN ... **EDUCATION:** Graduated Horace Maynard High School (Maynardville, TN); attended Walter State University ... **OBTAINED:** Phillies 43rd pick in 1990 June draft.

YEAR	CLUB	W-L	ERA	G	GS	CG	SHO	SV	IP	H	R	ER	BB	SO
1990	BATAVIA	2-4	4.02	10	8	2	0	1	53.2	49	27	24	10	34
1991	SPARTANBURG	7-10	3.15	27	21	2	1	0	143.0	126	64	50	48	143
1992	CLEARWATER	4-1	3.25	5	5	0	0	0	27.2	26	13	10	7	18
	READING	5-4	4.78	25	15	1	0	0	98.0	111	61	52	24	61
1993	READING	2-3	4.59	21	7	0	0	0	68.2	72	44	35	30	37
1994	READING	8-4	4.62	46	6	0	0	2	89.2	94	52	46	33	77

HOLMAN, CRAIG JEROME ... RHP ... HT: 6-1; WT: 195 ... B-T: S-R ... BORN: March 13, 1969, Gadsden, AL ... **RESIDES:** Attalla, AL ... **EDUCATION:** Graduated Etowah High School (Attalla, AL); attended Jacksonville State University ... **OBTAINED:** Phillies 22nd pick in 1991 June draft ... **MISC:** Previously drafted by Toronto June 1990, but did not sign ... Phillies Pitcher of the Month July 1991 ... Led Eastern League in complete games (4), 1993.

YEAR	CLUB	W-L	ERA	G	GS	CG	SHO	SV	IP	H	R	ER	BB	SO
1991	BATAVIA	6-2	1.93	15	12	0	0	0	79.1	67	27	17	22	53
1992	SPARTANBURG	9-6	3.70	25	24	3	1	0	143.1	153	72	59	39	129
1993	CLEARWATER	0-0	2.50	7	1	0	0	0	18.0	17	7	5	1	7
	READING	8-13	4.14	24	24	4	1	0	139.0	134	73	64	43	86
1994	READING	2-5	6.18	7	4	0	0	0	27.2	33	22	19	13	18

HUFF, LAWRENCE RICHARD ... SS/2B ... HT: 6-0; WT: 175 ... B-T: R-R ... BORN: January 24, 1972, Landstuhl, Germany ... RESIDES: Las Vegas, NV ... EDUCATION: Graduated Las Vegas High School (NV); attended Cal State Los Angeles ... OBTAINED: Phillies 32nd pick in 1994 June draft.

YEAR	CLUB	AVG.	G	AB	R	H	2B	3B	HR	RBI	BB	SO	SB	CS
1994	MARTINSVILLE	.252	39	143	24	36	2	1	1	7	29	20	17	4
	BATAVIA	.224	20	87	13	15	1	0	0	2	12	10	5	0

HUMPHRY, TREVOR C ... RHP ... HT: 6-2; WT: 210 ... B-T: R-R ... BORN: October 31, 1971, Prescott, AR ... RESIDES: Delight, AR ... EDUCATION: Graduated Delight High School (AR) and Westark Community College ... OBTAINED: Phillies 3rd pick in 1992 June draft.

YEAR	CLUB	W-L	ERA	G	GS	CG	SHO	SV	IP	H	R	ER	BB	SO
1992	MARTINSVILLE	1-8	4.78	16	9	0	0	1	64.0	74	44	34	42	61
	SPARTANBURG	0-0	0.00	2	0	0	0	2	2.0	0	0	0	0	1
1993	SPARTANBURG	1-7	11.78	10	9	0	0	0	36.2	57	54	48	29	29
	MARTINSVILLE	3-1	1.64	18	0	0	0	3	33.0	25	8	6	13	40
	CLEARWATER	0-1	6.75	9	0	0	0	0	13.1	18	11	10	13	7
1994	SPARTANBURG	1-1	6.61	12	0	0	0	1	16.1	20	14	12	6	15

HUNTER, RICHARD THOMAS ... RHP ... HT: 6-1; WT: 185 ... B-T: R-R ... BORN: September 25, 1974, Pasadena, CA ... RESIDES: Temecula, CA ... EDUCATION: Graduated Linfield High School (Temecula, CA) ... OBTAINED: Phillies 14th pick in 1993 June draft.

YEAR	CLUB	W-L	ERA	G	GS	CG	SHO	SV	IP	H	R	ER	BB	SO
1993	MARTINSVILLE	0-6	9.55	13	9	0	0	0	49.0	82	61	52	27	36
1994	MARTINSVILLE	3-2	4.50	18	0	0	0	5	38.0	31	19	19	9	39

JENSEN, JEFFREY MICHAEL ... 1B ... HT: 6-3; WT: 205 ... B-T: L-R ... BORN: December 21, 1972, Amery, WI ... RESIDES: Amery, WI ... EDUCATION: Graduated Amery High School (WI); attended Sam Houston State University ... OBTAINED: Phillies 18th pick in 1994 June draft.

YEAR	CLUB	AVG.	G	AB	R	H	2B	3B	HR	RBI	BB	SO	SB	CS
1994	BATAVIA	.259	72	270	24	70	6	3	1	27	13	41	4	1

JUHL, MICHAEL ANDREW (MIKE) ... LHP ... HT: 5-9; WT: 180 ... B-T: L-L ... BORN: August 10, 1969, North Tarrytown, NY ... RESIDES: Lake Katrine, NY ... EDUCATION: Graduated Kingston High School (NY) and Florida Junior College ... OBTAINED: Signed as a free agent 8/16/90 ... MISC: 1993 FSL All Star team (in season).

YEAR	CLUB	W-L	ERA	G	GS	CG	SHO	SV	IP	H	R	ER	BB	SO
1991	SPARTANBURG	3-2	2.92	25	0	0	0	1	49.1	43	23	16	7	45
1992	SPARTANBURG	5-5	3.52	41	0	0	0	1	64.0	54	28	25	15	83
1993	CLEARWATER	2-1	0.96	21	0	0	0	4	28.0	23	6	3	3	24
1994	CLEARWATER	0-4	5.56	18	0	0	0	0	22.2	30	18	14	13	14

KARVALA, KYLE CRAIG ... LHP ... HT: 6-3; WT: 220 ... B-T: L-L ... BORN: February 11, 1971, Brookfield, WI ... RESIDES: New Berlin, WI ... EDUCATION: Graduated Eisenhower High School (WI); attended University of Wisconsin ... OBTAINED: Phillies 31st pick in 1994 June draft.

YEAR	CLUB	W-L	ERA	G	GS	CG	SHO	SV	IP	H	R	ER	BB	SO
1994	MARTINSVILLE	5-1	2.66	21	0	0	0	2	40.2	29	17	12	16	48

KEARNEY, CHAD ERIC ... OF ... HT: 5-11; WT: 190 ... B-T: R-R ... BORN: May 24, 1976, West Islip, NY ... RESIDES: Central Islip, NY ... EDUCATION: Graduated Brentwood High School (NY) ... OBTAINED: Phillies 46th pick in 1994 June draft.

YEAR	CLUB	AVG.	G	AB	R	H	2B	3B	HR	RBI	BB	SO	SB	CS
1994	MARTINSVILLE	.086	19	35	4	3	0	0	0	0	3	23	1	0

KENDALL, JEREMEY ALAN HILLIARD ... OF ... HT: 5-9; WT: 170 ... B-T: R-R ... BORN: September 3, 1971, Racine, WI ... RESIDES: East Troy, WI ... EDUCATION: Graduated East Troy High School (WI); attended Winona State University ... OBTAINED: Phillies 26th pick in 1992 June draft ... MISC: 1993 NYP All Star team (post season) ... 1994 led SAL in stolen bases (62); SAL All Star team (in season and post season).

YEAR	CLUB	AVG.	G	AB	R	H	2B	3B	HR	RBI	BB	SO	SB	CS
1992	MARTINSVILLE	.280	48	200	36	56	8	2	3	23	13	41	14	5
1993	BATAVIA	.280	73	275	48	77	17	4	1	23	27	60	31	13
1994	SPARTANBURG	.287	133	515	98	148	32	7	8	60	57	128	62	27

KEY, JEFFREY SHERARD ... OF ... HT: 6-1; WT: 195 ... B-T: L-R ... BORN: November 11, 1974, Covington, GA ... RESIDES: Covington, GA ... EDUCATION: Graduated Newton County High School (GA) ... OBTAINED: Phillies 4th pick in 1993 June draft.

YEAR	CLUB	AVG.	G	AB	R	H	2B	3B	HR	RBI	BB	SO	SB	CS
1993	MARTINSVILLE	.251	61	219	37	55	8	1	10	35	26	69	8	5
1994	SPARTANBURG	.218	25	87	7	19	2	1	1	14	7	39	0	0
	BATAVIA	.270	49	185	25	50	6	7	3	32	14	41	11	1

KIRKLAND, KRISTIAN IRAL ... RHP ... HT: 6-0; WT: 200 ... BORN: May 3, 1970, Columbia, SC ... RESIDES: West Columbia, SC ... EDUCATION: Graduated Airport High School (West Columbia, SC) and Presbyterian College ... OBTAINED: Signed as a free agent 8/13/92.

YEAR	CLUB	W-L	ERA	G	GS	CG	SHO	SV	IP	H	R	ER	BB	SO
1992	MARTINSVILLE	0-0	4.50	4	0	0	0	0	8.0	10	5	4	3	4
1993	CLEARWATER	0-1	15.00	2	0	0	0	0	3.0	7	5	5	3	0
	BATAVIA	2-0	0.64	11	0	0	0	2	14.0	9	2	1	3	17
1994	BATAVIA	2-3	3.14	13	0	0	0	3	14.1	15	7	5	6	8
	SPARTANBURG	0-0	0.00	2	0	0	0	0	2.0	1	0	0	0	2

LEGROW, ROBERT BRETT ... RHP ... HT: 6-2; WT: 200 ... B-T: L-R ... BORN: March 2, 1971, Fort Campbell, KY ... RESIDES: Russellville, AZ ... EDUCATION: Graduated Russellville High School (AZ); attended Westark Community College and University of Southern Mississippi ... OBTAINED: Phillies 22nd pick in 1994 June draft.

YEAR	CLUB	W-L	ERA	G	GS	CG	SHO	SV	IP	H	R	ER	BB	SO
1994	BATAVIA	2-1	2.70	5	5	0	0	0	30.0	33	11	9	4	14
	SPARTANBURG	1-0	3.23	12	1	0	0	0	30.2	30	11	11	17	16

LOEWER, CARLTON E ... RHP ... HT: 6-6; WT: 220 ... B-T: S-R ... BORN: September 24, 1973, Lafayette, LA ... RESIDES: Eunice, LA ... EDUCATION: Graduated St. Edmund High School (Eunice, LA); attended Mississippi State University ... OBTAINED: Phillies 1st pick in 1994 June draft.

YEAR	CLUB	W-L	ERA	G	GS	CG	SHO	SV	IP	H	R	ER	BB	SO
(Signed for 1995)														

LUNDBERG, BRYAN EDWARD ... RHP ... HT: 6-0; WT: 180 ... B-T: R-R ... BORN: July 27, 1971, Glendale, AZ ... RESIDES: Glendale, AZ ... EDUCATION: Graduated Peoria High School (AZ); attended Grand Canyon College ... OBTAINED: Signed as a free agent 6/9/93.

YEAR	CLUB	W-L	ERA	G	GS	CG	SHO	SV	IP	H	R	ER	BB	SO
1993	MARTINSVILLE	3-4	2.78	13	12	0	0	0	71.1	71	30	22	21	60
	SPARTANBURG	1-0	1.15	2	2	1	1	0	15.2	13	2	2	6	13
1994	BATAVIA	0-1	7.88	5	0	0	0	0	8.0	10	8	7	2	5

MAGEE, WENDELL ERROL ... OF ... HT: 6-0; WT: 220 ... B-T: R-R ... BORN: August 3, 1972, Hattiesburg, MS ... EDUCATION: Graduated Hattiesburg High School (MS); attended Samford University ... OBTAINED: Phillies 12th pick in 1994 June draft ... MISC: Phillies Co-Player of the Month July 1994.

YEAR	CLUB	AVG.	G	AB	R	H	2B	3B	HR	RBI	BB	SO	SB	CS
1994	BATAVIA	.279	63	229	42	64	12	4	2	35	16	24	10	2

MANNING, LEONARD PAUL ... LHP ... HT: 6-2; WT: 195 ... B-T: L-L ... BORN: December 30, 1971, Minneapolis, MN ... RESIDES: New Brighton, MN ... EDUCATION: Graduated Mounds View High School (MN); attended University of Wisconsin ... OBTAINED: Phillies 44th pick in 1994 June draft.

YEAR	CLUB	W-L	ERA	G	GS	CG	SHO	SV	IP	H	R	ER	BB	SO
1994	MARTINSVILLE	2-4	3.60	15	4	1	0	0	45.0	40	26	18	32	57

MATA, MANUEL ANTONIO ... INF ... HT: 6-1; WT: 178 ... B-T: L-L ... BORN: July 15, 1976, Caracas, Venezuela ... RESIDES: Caracas, Venezuela ... EDUCATION: Graduated Instituto José Félix Rivas ... OBTAINED: Signed as a free agent 8/15/94.

YEAR	CLUB	AVG.	G	AB	R	H	2B	3B	HR	RBI	BB	SO	SB	CS
(Signed for 1995)														

MAYFIELD, CHRISTOPHER J ... OF ... HT: 6-0; WT: 200 ... B-T: R-R ... BORN: August 1, 1971, Lafayette, LA ... RESIDES: Crowley, LA ... EDUCATION: Graduated Notre Dame High School (Crowley, LA); attended McNeese State University ... OBTAINED: Phillies 12th pick in 1993 June draft.

YEAR	CLUB	AVG.	G	AB	R	H	2B	3B	HR	RBI	BB	SO	SB	CS
1993	BATAVIA	.095	8	21	3	2	0	0	0	1	5	7	1	1
1994	(Injured - Did Not Play)													

MCCLURG, CLINTON JOHN ... RHP ... HT: 6-4; WT: 195 ... B-T: S-R ... BORN: November 29, 1973, Wheatridge, CO ... RESIDES: Arvada, CO ... EDUCATION: Graduated Arvada West High School ... OBTAINED: Signed as a free agent 7/3/93.

YEAR	CLUB	W-L	ERA	G	GS	CG	SHO	SV	IP	H	R	ER	BB	SO
1993	MARTINSVILLE	1-1	4.71	11	0	0	0	0	21.0	17	19	11	14	18
1994	MARTINSVILLE	6-2	4.58	14	10	0	0	0	53.0	43	34	27	33	48

MCCONNELL, CHAD M ... OF ... HT: 6-1; WT: 180 ... B-T: R-R ... BORN: October 13, 1970, Sioux Falls, SD ... RESIDES: Sioux Falls, SD ... EDUCATION: Graduated O'Gorman High School (Sioux Falls, SD); attended Creighton University ... OBTAINED: Phillies 1st pick in 1992 June draft.

YEAR	CLUB	AVG.	G	AB	R	H	2B	3B	HR	RBI	BB	SO	SB	CS
1993	CLEARWATER	.240	90	300	43	72	17	3	6	37	51	98	9	5
1994	CLEARWATER	.317	29	101	19	32	3	3	4	19	16	28	2	1
	READING	.232	88	267	30	62	9	3	6	41	24	86	7	5

MCMULLEN, JON LEE ... 1B/3B ... HT: 6-0; WT: 240 ... B-T: L-R ... BORN: November 30, 1973, Oxnard, CA ... RESIDES: Ventura, CA ... EDUCATION: Graduated Rio Mesa High School (Oxnard, CA) ... OBTAINED: Phillies 8th pick in 1992 June draft ... MISC: Phillies Player of the Month, April 1994.

YEAR	CLUB	AVG.	G	AB	R	H	2B	3B	HR	RBI	BB	SO	SB	CS
1992	MARTINSVILLE	.258	27	89	8	23	9	0	2	14	24	17	0	0
1993	BATAVIA	.293	65	249	31	73	13	2	6	37	21	58	2	1
1994	SPARTANBURG	.297	65	256	42	76	14	2	12	53	15	56	1	2

MCNAIR, FREDERICK A ... 1B ... HT: 6-4; WT: 195 ... B-T: R-R ... BORN: January 31, 1970, Cochran, GA ... RESIDES: Mesa, AZ ... EDUCATION: Graduated Bleckley County High School (GA) ... OBTAINED: Acquired from Seattle 9/6/94 to complete Shawn Boskie trade ... MISC: 1992 named Topps Northwest League Player of the Month for July.

YEAR	CLUB	AVG.	G	AB	R	H	2B	3B	HR	RBI	BB	SO	SB	CS
1989	AZL MARINERS	.282	36	142	24	40	6	2	4	18	7	38	4	2
1990	BELLINGHAM	.205	50	176	16	36	8	0	3	17	15	55	7	3
1991														
1992	BELLINGHAM	.329	69	255	41	84	9	2	8	54	21	69	13	10
1993	RIVERSIDE	.270	112	400	70	108	21	1	14	65	41	91	6	7
1994	APPLETON	.302	60	222	34	67	15	3	9	49	11	48	7	0
	JACKSONVILLE	.220	57	200	17	44	11	0	4	21	12	47	3	1

MEJIA, JUAN JOSE ... SS ... HT: 6-0; WT: 150 ... B-T: R-R ... BORN: November 22, 1973, San Pedro de Macoris, Dominican Republic ... RESIDES: San Pedro de Macoris, Dominican Republic ... OBTAINED: Signed as a free agent 8/5/93.

YEAR	CLUB	AVG.	G	AB	R	H	2B	3B	HR	RBI	BB	SO	SB	CS
1994	DOMINICAN SUMMER LEAGUE													

METHENEY, MICHAEL NELSON ... RHP ... HT: 6-4; WT: 210 ... B-T: R-R ... BORN: June 14, 1971, Roanoke, VA ... RESIDES: Salem, VA ... EDUCATION: Graduated Salem High School (VA); attended Clinch Valley College ... OBTAINED: Phillies 9th pick in 1993 June draft.

YEAR	CLUB	W-L	ERA	G	GS	CG	SHO	SV	IP	H	R	ER	BB	SO
1993	BATAVIA	3-0	2.96	7	7	0	0	0	27.1	24	10	9	7	16
1994	CLEARWATER	3-5	4.97	12	11	0	0	0	63.1	77	42	35	18	28
	SPARTANBURG	3-4	2.50	8	8	2	0	0	50.1	43	17	14	12	30

MILLAN, ADAN NUNEZ ... C ... HT: 6-0; WT: 195 ... B-T: R-R ... BORN: March 26, 1972, Los Angeles, CA ... RESIDES: Montebello, CA ... EDUCATION: Graduated Schurr High School (CA); attended Cal State Fullerton ... OBTAINED: Phillies 28th pick in 1994 June draft.

YEAR	CLUB	AVG.	G	AB	R	H	2B	3B	HR	RBI	BB	SO	SB	CS
1994	BATAVIA	.321	17	53	10	17	4	0	0	11	10	6	0	0
	SPARTANBURG	.268	48	153	20	41	12	0	4	29	33	21	1	1

MITCHELL, COURTNEY W ... LHP ... HT: 5-9; WT: 178 ... B-T: S-L ... BORN: November 20, 1972, New Orleans, LA ... RESIDES: Garyville, LA ... EDUCATION: Graduated East St. John High School (LA); attended Grambling State University ... OBTAINED: Phillies 36th pick in 1994 June draft.

YEAR	CLUB	W-L	ERA	G	GS	CG	SHO	SV	IP	H	R	ER	BB	SO
1994	MARTINSVILLE	0-1	6.59	17	0	0	0	0	27.1	31	28	20	22	27

MOBILIA, WILLIAM RICHARD ... SS ... HT: 6-1; WT: 190 ... B-T: R-R ... BORN: November 29, 1970, Ely, MN ... RESIDES: Ely, MN ... EDUCATION: Graduated Ely Memorial High School (MN) and University of Minnesota ... OBTAINED: Phillies 24th pick in 1994 June draft ... MISC: Previously drafted by New York Mets (1992) and Chicago White Sox (1993), but did not sign.

YEAR	CLUB	AVG.	G	AB	R	H	2B	3B	HR	RBI	BB	SO	SB	CS
1994	BATAVIA	.259	35	112	17	29	8	2	1	10	15	29	1	2

MOLER, JASON TROY ... 3B ... HT: 6-1; WT: 195 ... B-T: R-R ... BORN: October 29, 1969, Fresno, CA ... RESIDES: Yorba Linda, CA ... EDUCATION: Graduated Esperanza High School (Anaheim, CA); attended University of Illinois and Cal State Fullerton ... OBTAINED: Phillies 4th pick in 1992 June draft ... MISC: 1993 FSL All Star team (in season).

YEAR	CLUB	AVG.	G	AB	R	H	2B	3B	HR	RBI	BB	SO	SB	CS
1993	CLEARWATER	.289	97	350	59	101	17	2	15	64	46	40	5	7
	READING	.283	38	138	15	39	11	0	2	19	12	31	1	1
1994	READING	.284	78	285	37	81	13	3	4	37	29	21	7	6
	SCRANTON	.243	44	144	16	35	9	1	2	16	18	26	2	2

MONTERO, FRANCISCO ... RHP ... HT: 6-2; WT: 170 ... B-T: R-R ... BORN: January 6, 1976, Barahona, Dominican Republic ... RESIDES: Barahona, Dominican Republic ... OBTAINED: Signed as a free agent 2/3/94.

YEAR	CLUB	W-L	ERA	G	GS	CG	SHO	SV	IP	H	R	ER	BB	SO
1994	DOMINICAN SUMMER LEAGUE													

MOSQUEA, ALBERTO ... RHP ... HT: 6-1; WT: 145 ... B-T: R-R ... BORN: September 4, 1975, Santo Domingo, Dominican Republic ... RESIDES: Santo Domingo, Dominican Republic ... OBTAINED: Signed as a free agent 4/23/93.

YEAR	CLUB	W-L	ERA	G	GS	CG	SHO	SV	IP	H	R	ER	BB	SO
1993	DOMINICAN SUMMER LEAGUE													
1994	DOMINICAN SUMMER LEAGUE													

MUNCY, MICHAEL C ... SS ... HT: 6-0; WT: 165 ... B-T: R-R ... BORN: July 23, 1972, Denver, CO ... RESIDES: Camarillo, CA ... EDUCATION: Graduated Camarillo High School (CA) and Ventura Junior College ... OBTAINED: Phillies 30th pick in 1993 June draft ... MISC: Previously drafted by New York Yankees (1991) and Kansas City Royals (1992), but did not sign.

YEAR	CLUB	AVG.	G	AB	R	H	2B	3B	HR	RBI	BB	SO	SB	CS
1993														
1994														

NITSCHKE, BARRETT CHARLES ... C ... HT: 6-3; WT: 205 ... B-T: L-R ... BORN: April 20, 1971, Memphis, TN ... RESIDES: Fresno, CA ... EDUCATION: Graduated Clovis High School (Clovis, CA) and St. Mary's College ... OBTAINED: Signed as a free agent 5/25/94.

YEAR	CLUB	AVG.	G	AB	R	H	2B	3B	HR	RBI	BB	SO	SB	CS
1994	MARTINSVILLE	.184	14	49	6	9	1	0	0	6	9	9	1	0
	BATAVIA	.148	19	61	5	9	0	0	0	6	4	15	1	0

NORTHEIMER, JAMES SERAPIO ... C ... HT: 5-10; WT: 176 ... B-T: R-R ... BORN: July 5, 1972, Sacramento, CA ... RESIDES: Sacramento, CA ... EDUCATION: Graduated Sacramento High School (CA); attended Sacramento Jr. College and Tennessee University ... OBTAINED: Phillies 17th pick in 1994 June draft ... MISC: Previously drafted by New York Mets (1990), but did not sign.

YEAR	CLUB	AVG.	G	AB	R	H	2B	3B	HR	RBI	BB	SO	SB	CS
1994	BATAVIA	.264	45	144	16	38	9	2	2	20	14	22	0	5

NUNEVILLER, THOMAS FRANKLIN (TOM) ... OF/1B ... HT: 6-3; WT: 210 ... B-T: R-R ... BORN: May 15, 1969, Sellersville, PA ... RESIDES: Ottsville, PA ... EDUCATION: Graduated Pennridge High School (Perkasie, PA); attended West Chester University ... OBTAINED: Phillies 5th pick in 1990 June draft.

YEAR	CLUB	AVG.	G	AB	R	H	2B	3B	HR	RBI	BB	SO	SB	CS
1990	BATAVIA	.232	71	259	36	60	10	0	9	31	30	45	15	4
1991	CLEARWATER	.283	124	446	77	126	31	5	2	54	48	52	16	9
1992	READING	.309	47	165	31	51	6	2	4	23	14	25	3	4
1993	READING	.230	71	226	24	52	11	0	2	32	16	23	3	0
1994	READING	.267	49	191	30	51	10	2	5	29	11	21	4	2
	SCRANTON	.259	80	266	25	69	16	1	2	28	19	35	4	0

NYARI, PETER EMRE ... RHP ... HT: 5-11; WT: 200 ... B-T: R-R ... BORN: September 4, 1971, Erie, PA ... RESIDES: Erie, PA ... EDUCATION: Graduated Tech Memorial High School (PA); attended Edinboro University ... OBTAINED: Phillies 15th pick in 1994 June draft.

YEAR CLUB	W-L	ERA	G	GS	CG	SHO	SV	IP	H	R	ER	BB	SO
1994 BATAVIA	5-1	2.77	14	10	0	0	2	52.0	33	22	16	35	59

NYE, RYAN CRAIG ... RHP ... HT: 6-2; WT: 195 ... B-T: R-R ... BORN: June 24, 1973, Biloxi, MS ... RESIDES: Cameron, OK ... EDUCATION: Graduated Cameron High School (OK); attended Westark Community College and Texas Tech University ... OBTAINED: Phillies 2nd pick in 1994 June draft ... MISC: Previously drafted by Seattle (1991, 1992), but did not sign.

YEAR CLUB	W-L	ERA	G	GS	CG	SHO	SV	IP	H	R	ER	BB	SO
1994 BATAVIA	7-2	2.64	13	12	1	0	0	71.2	64	27	21	15	71

O'BRIEN, JOSEPH L ... 3B ... HT: 6-0; WT: 200 ... B-T: R-R ... BORN: July 21, 1972, Philadelphia, PA ... RESIDES: Philadelphia, PA ... EDUCATION: Graduated Roman Catholic High School (PA) and Cumberland University ... OBTAINED: Signed as a free agent 3/16/94.

YEAR CLUB	AVG.	G	AB	R	H	2B	3B	HR	RBI	BB	SO	SB	CS
1994 BATAVIA	.240	71	263	34	63	17	3	3	33	18	45	6	4

O'CONNOR, BRIAN PATRICK ... RHP ... HT: 6-1; WT: 190 ... B-T: R-R ... BORN: April 21, 1971, Omaha, NE ... RESIDES: Council Bluffs, IA ... EDUCATION: Graduated St. Albert High School (Council Bluffs, IA) and Creighton University ... OBTAINED: Phillies 29th pick in 1993 June draft.

YEAR CLUB	W-L	ERA	G	GS	CG	SHO	SV	IP	H	R	ER	BB	SO
1993 MARTINSVILLE	3-2	4.28	8	7	0	0	0	40.0	48	23	19	11	34
1994	(Did Not Play)												

OLIVEROS, LEONARDO ... C ... HT: 5-10; WT: 185 ... B-T: S-R ... BORN: December 1, 1975, Mundo Nuevo, Anzoategui, Venezuela ... RESIDES: Maturín, Estado Monagas, Venezuela ... EDUCATION: Graduated Miguel Jose Sans High School ... OBTAINED: Signed as a free agent 11/20/93.

YEAR CLUB	AVG.	G	AB	R	H	2B	3B	HR	RBI	BB	SO	SB	CS
1994 MARTINSVILLE	.260	18	50	1	13	0	0	0	6	0	11	0	0

PAASCH, STEPHAN ANTHONY ... RHP ... HT: 6-1; WT: 180 ... B-T: R-R ... BORN: October 11, 1972, Arlington, VA ... RESIDES: Fairfax, VA ... EDUCATION: Graduated Oakton High School (VA); attended University of Maryland ... OBTAINED: Phillies 29th pick in 1994 June draft.

YEAR CLUB	W-L	ERA	G	GS	CG	SHO	SV	IP	H	R	ER	BB	SO
1994 BATAVIA	0-4	2.97	18	6	0	0	0	57.2	50	28	19	24	49

PAULINO, JOHON ANTONIO ... SS ... HT: 5-11; WT: 155 ... B-T: R-R ... BORN: June 11, 1975, Bani, Dominican Republic ... RESIDES: Bani, Dominican Republic ... OBTAINED: Signed as a free agent 3/2/93.

YEAR CLUB	AVG.	G	AB	R	H	2B	3B	HR	RBI	BB	SO	SB	CS
1993 DOMINICAN SUMMER LEAGUE													
1994	(Did Not Play)												

PENA, VICTOR ANTONIO ... SS ... HT: 5-11; WT: 142 ... B-T: R-R ... BORN: May 5, 1977, Duverge, Dominican Republic ... RESIDES: Santo Domingo, Dominican Republic ... OBTAINED: Signed as a free agent 11/13/94.

YEAR CLUB	AVG.	G	AB	R	H	2B	3B	HR	RBI	BB	SO	SB	CS
	(Signed for 1995)												

PERKINS, RONALD ALAN ... C ... HT: 6-3; WT: 215 ... B-T: R-R ... BORN: March 27, 1968, Wallingford, CT ... RESIDES: Hamden, CT ... EDUCATION: Graduated Hamden High School (CT); attended University of New Haven ... OBTAINED: Signed as a free agent 1/20/93 ... MISC: Previously signed with Chicago White Sox and Cleveland.

YEAR CLUB	AVG.	G	AB	R	H	2B	3B	HR	RBI	BB	SO	SB	CS
1990 UTICA	.130	19	46	3	6	1	0	0	2	10	17	0	0

PETILLO, BRUCE VANCE ... C ... HT: 6-1; WT: 200 ... B-T: R-R ... BORN: November 21, 1970, Inglewood, CA ... RESIDES: Yorba Linda, CA ... EDUCATION: Graduated El Dorado High School (Placentia, CA); attended Cypress Junior College and Pepperdine University ... OBTAINED: Signed as a free agent 8/19/92.

YEAR CLUB	AVG.	G	AB	R	H	2B	3B	HR	RBI	BB	SO	SB	CS
1993 BATAVIA	.228	19	57	12	13	5	0	1	5	12	15	0	0
SPARTANBURG	.250	2	8	3	2	1	0	0	0	1	2	0	0

PETTIFORD, TORREY DERMOUNT ... 2B ... HT: 5-9; WT: 165 ... B-T: R-R ... BORN: May 30, 1973, Burlington, NC ... RESIDES: Cedar Grove, NC ... EDUCATION: Graduated Orange High School (NC); attended Pembroke State ... OBTAINED: Phillies 14th pick in 1994 June draft.

YEAR CLUB	AVG.	G	AB	R	H	2B	3B	HR	RBI	BB	SO	SB	CS
1994 BATAVIA	.091	8	22	5	2	1	0	0	0	3	0	1	0
MARTINSVILLE	.229	39	144	24	33	6	1	1	10	11	35	8	3

PHIPPS, CHRISTOPHER MICHAEL (CHRIS) ... RHP ... HT: 6-4; WT: 220 ... B-T: R-R ... BORN: February 27, 1974, Bristol, TN ... RESIDES: Bristol, TN ... EDUCATION: Graduated Bristol Tennessee High School (TN) ... OBTAINED: Phillies 31st pick in 1992 June draft.

YEAR CLUB	W-L	ERA	G	GS	CG	SHO	SV	IP	H	R	ER	BB	SO
1992													
(Injured - Did Not Play)													
1993 MARTINSVILLE	0-6	8.84	14	6	0	0	2	38.2	63	63	38	26	28
1994 MARTINSVILLE	3-5	3.67	13	13	1	0	0	76.0	70	45	31	30	42

PIERRE-LOUIS, DANTON GEMMA ... 1B/OF ... HT: 6-1; WT: 200 ... B-T: L-L ... BORN: February 6, 1975, New York, NY ... RESIDES: New York, NY ... EDUCATION: Graduated Dwight High School (New York, NY) ... OBTAINED: Phillies 31st pick in 1993 June draft.

YEAR CLUB	AVG.	G	AB	R	H	2B	3B	HR	RBI	BB	SO	SB	CS
1993 MARTINSVILLE	.261	35	115	14	30	5	1	3	17	8	35	5	3
1994 MARTINSVILLE	.211	53	161	20	34	5	0	2	14	24	36	4	1

PINEDA, HECTOR ELVIS ... 2B/SS ... HT: 5-11; WT: 165 ... B-T: R-R ... BORN: September 1, 1975, Laguna Salada, Dominican Republic ... RESIDES: Santo Domingo, Dominican Republic ... OBTAINED: Signed as a free agent 3/2/93.

YEAR CLUB	AVG.	G	AB	R	H	2B	3B	HR	RBI	BB	SO	SB	CS
1993 DOMINICAN SUMMER LEAGUE													
1994 DOMINICAN SUMMER LEAGUE													

PULLEN, SHANE DODD ... OF ... HT: 5-11; WT: 180 ... B-T: L-R ... BORN: June 16, 1973, Kosciusko, MS ... RESIDES: Kosciusko, MS ... EDUCATION: Graduated University of Southern Mississippi ... OBTAINED: Phillies 26th pick in 1994 June draft ... MISC: 1994 led Appalachian League in hitting (.339) and hits (75); Phillies Co-Player of the Month July 1994.

YEAR CLUB	AVG.	G	AB	R	H	2B	3B	HR	RBI	BB	SO	SB	CS
1994 MARTINSVILLE	.339	64	221	33	75	16	0	3	39	32	39	13	10

QUINTANA, URBANO ANTONIO ... RHP ... HT: 6-0; WT: 160 ... B-T: R-R ... BORN: February 9, 1975, Esperanza Mao, Dominican Republic ... RESIDES: Esperanza Mao, Dominican Republic ... OBTAINED: Signed as a free agent 6/2/93.

YEAR CLUB	W-L	ERA	G	GS	CG	SHO	SV	IP	H	R	ER	BB	SO
1993 DOMINICAN SUMMER LEAGUE													
1994 DOMINICAN SUMMER LEAGUE													

RAIO, DOMINICK III ... C ... HT: 6-1; WT: 200 ... B-T: R-R ... BORN: October 8, 1973, Stratford, NJ ... RESIDES: Alco, NJ ... EDUCATION: Graduated Edgewood High School (Tansboro, NJ); attended Gloucester County College ... OBTAINED: Signed as a free agent 9/14/94.

YEAR CLUB	AVG.	G	AB	R	H	2B	3B	HR	RBI	BB	SO	SB	CS
(Signed for 1995)													

RAMA, SHELBY LOUIS ... RHP ... HT: 6-6; WT: 205 ... B-T: R-R ... BORN: January 22, 1972, Phoenix, AZ ... RESIDES: Phoenix, AZ ... EDUCATION: Graduated Thunderbird High School (Phoenix, AZ); attended Glendale Community College ... OBTAINED: Signed as a free agent 7/26/92.

YEAR CLUB	W-L	ERA	G	GS	CG	SHO	SV	IP	H	R	ER	BB	SO
1993 CLEARWATER	3-2	4.26	7	6	2	0	0	38.0	35	19	18	18	12
SPARTANBURG	4-6	3.21	10	10	1	0	0	70.0	62	28	25	36	32
1994 SPARTANBURG	5-7	4.35	30	10	1	1	1	97.1	110	58	47	43	66

RAMOS, FERNANDO ANTONIO ... RHP ... HT: 6-1; WT: 169 ... B-T: R-R ... BORN: May 3, 1976, Moca, Dominican Republic ... RESIDES: Moca, Dominican Republic ... OBTAINED: Signed as a free agent 10/8/93.

YEAR CLUB	W-L	ERA	G	GS	CG	SHO	SV	IP	H	R	ER	BB	SO
1994 DOMINICAN SUMMER LEAGUE													

REED, KENNETH FLOYD ... RHP ... HT: 6-6; WT: 175 ... B-T: R-R ... BORN: May 22, 1975, Rolla, MO ... RESIDES: Rolla, MO ... EDUCATION: Graduated Rolla High School (MO) ... OBTAINED: Phillies 30th pick in 1994 June draft.

YEAR CLUB	W-L	ERA	G	GS	CG	SHO	SV	IP	H	R	ER	BB	SO
1994 MARTINSVILLE	0-0	12.46	14	0	0	0	1	17.1	24	28	24	16	14

REYES, WINSTON DAMIAN ... 3B ... HT: 6-0; WT: 175 ... B-T: R-R ... BORN: April 12, 1974, Moca, Dominican Republic ... RESIDES: Moca, Dominican Republic ... OBTAINED: Signed as a free agent 5/6/93.

YEAR CLUB	AVG.	G	AB	R	H	2B	3B	HR	RBI	BB	SO	SB	CS
1993 DOMINICAN SUMMER LEAGUE													
1994 MARTINSVILLE	.260	54	173	29	45	12	0	5	21	16	60	5	5

RIFE, JACKIE EVERETT II ... RHP ... HT: 6-0; WT: 165 ... B-T: R-R ... BORN: June 26, 1975, Richlands, VA ... RESIDES: Pounding Mill, VA ... EDUCATION: Graduated Richlands High School (VA) ... OBTAINED: Signed as a free agent 6/8/93.

YEAR CLUB	W-L	ERA	G	GS	CG	SHO	SV	IP	H	R	ER	BB	SO
1993 MARTINSVILLE	0-2	5.87	13	2	0	0	0	30.2	26	24	20	20	19
1994 MARTINSVILLE	0-3	9.41	6	5	0	0	0	22.0	33	30	23	19	22

RODRIGUEZ, ELVI RAFAEL ... SS ... HT: 6-0; WT: 160 ... B-T: R-R ... BORN: September 18, 1976, Mirable, Dominican Republic ... RESIDES: Mirable, Dominican Republic ... OBTAINED: Signed as a free agent 2/3/94.

YEAR CLUB	AVG.	G	AB	R	H	2B	3B	HR	RBI	BB	SO	SB	CS
1994 DOMINICAN SUMMER LEAGUE													

ROLEN, SCOTT BRUCE ... 3B ... HT: 6-4; WT: 195 ... B-T: R-R ... BORN: April 4, 1975, Evansville, IN ... RESIDES: Jasper, IN ... EDUCATION: Graduated Jasper High School (IN) ... OBTAINED: Phillies 2nd pick in 1993 June draft ... MISC: 1994 led SAL in games (138); SAL All Star Team (post season).

YEAR CLUB	AVG.	G	AB	R	H	2B	3B	HR	RBI	BB	SO	SB	CS
1993 MARTINSVILLE	.313	25	80	8	25	5	0	0	12	10	15	3	4
1994 SPARTANBURG	.294	138	513	83	151	34	5	14	72	55	90	6	8

ROYSTER, AARON LOUIS ... OF ... HT: 6-1; WT: 220 ... B-T: R-R ... BORN: November 30, 1972, Chicago, IL ... RESIDES: Chicago, IL ... EDUCATION: Graduated Morgan Park High School (IL); attended Northeast Missouri State University ... OBTAINED: Phillies 35th pick in 1994 June draft.

YEAR CLUB	AVG.	G	AB	R	H	2B	3B	HR	RBI	BB	SO	SB	CS
1994 MARTINSVILLE	.274	54	168	31	46	11	2	7	39	28	47	7	4

RUSSELL, JASON PERRY ... 3B ... HT: 5-11; WT: 190 ... B-T: R-R ... BORN: March 2, 1974, Pryor, OK ... RESIDES: Salina, OK ... EDUCATION: Graduated Salina High School (OK); attended Northeastern Oklahoma A&M ... OBTAINED: Phillies 49th pick in 1994 June draft.

YEAR CLUB	AVG.	G	AB	R	H	2B	3B	HR	RBI	BB	SO	SB	CS
1994 MARTINSVILLE	.277	37	101	24	28	4	1	1	10	31	23	2	3

SCHREIMANN, ERIC DAVID ... C ... HT: 6-1; WT: 205 ... B-T: R-R ... BORN: April 22, 1975, Jefferson City, MO ... RESIDES: Jefferson City, MO ... EDUCATION: Graduated Jefferson City High School (MO) ... OBTAINED: Phillies 6th pick in 1994 June draft.

YEAR CLUB	AVG.	G	AB	R	H	2B	3B	HR	RBI	BB	SO	SB	CS
1994 MARTINSVILLE	.170	51	165	17	28	11	0	1	19	11	27	4	2

SEFCIK, KEVIN JOHN ... SS ... HT: 5-10; WT: 175 ... B-T: R-R ... BORN: February 10, 1971, Oak Lawn, IL ... RESIDES: Tinley Park, IL ... EDUCATION: Graduated Victor Andrews High School (Tinley Park, IL); attended St. Xavier College ... OBTAINED: Phillies 33rd pick in 1993 June draft.

YEAR CLUB	AVG.	G	AB	R	H	2B	3B	HR	RBI	BB	SO	SB	CS
1993 BATAVIA	.299	74	281	49	84	24	4	2	28	27	22	20	6
1994 CLEARWATER	.285	130	516	83	147	29	8	2	47	49	43	30	13

SERAFIN, RICARDO ... OF ... HT: 6-1; WT: 148 ... B-T: R-R ... BORN: February 8, 1976, Hato Mayor del Rey, Dominican Republic ... RESIDES: San Pedro de Macoris, Dominican Republic ... OBTAINED: Signed as a free agent 7/1/93.

YEAR CLUB	AVG.	G	AB	R	H	2B	3B	HR	RBI	BB	SO	SB	CS
1993 DOMINICAN SUMMER LEAGUE													
1994 DOMINICAN SUMMER LEAGUE													

SHIPMAN, MICHAEL JOSEPH ... C ... HT: 6-0; WT: 195 ... B-T: R-R ... BORN: March 29, 1974, Poplar Bluff, MO ... RESIDES: Dexter, MO ... EDUCATION: Graduated Dexter High School (MO) ... OBTAINED: Phillies 47th pick in 1992 June draft.

YEAR CLUB	AVG.	G	AB	R	H	2B	3B	HR	RBI	BB	SO	SB	CS
1992 MARTINSVILLE	.259	14	27	6	7	0	0	0	0	5	9	0	0
1993 MARTINSVILLE	.238	45	160	20	38	8	0	2	11	9	49	1	1
1994 BATAVIA	.275	13	40	2	11	5	0	0	3	1	8	0	1

SHORES, SCOTT ... OF ... HT: 6-1; WT: 190 ... B-T: R-R ... BORN: February 11, 1972, Phoenix, AZ ... **RESIDES:** Payson, AZ ... **EDUCATION:** Graduated Sunnyslope High School (AZ) and Arizona State University ... **OBTAINED:** Phillies 5th pick in 1994 June draft ... **MISC:** Previously drafted by San Diego (1991) and Cincinnati (1993), but did not sign.

YEAR	CLUB	AVG.	G	AB	R	H	2B	3B	HR	RBI	BB	SO	SB	CS
1994	BATAVIA	.250	72	264	46	66	10	5	6	32	27	54	19	7

SIKES, JASON THOMAS ... RHP ... HT: 6-5; WT: 225 ... B-T: R-R ... BORN: June 17, 1976, Perry, GA ... **RESIDES:** Perry, GA ... **EDUCATION:** Graduated Warner Robins High School ... **OBTAINED:** Phillies 4th pick in 1994 June draft.

YEAR	CLUB	W-L	ERA	G	GS	CG	SHO	SV	IP	H	R	ER	BB	SO
1994	MARTINSVILLE	0-2	2.45	3	3	0	0	0	11.0	12	6	3	7	4

SMITH, ERIC NEIL ... RHP ... HT: 6-3; WT: 200 ... B-T: R-R ... BORN: December 9, 1969, Ogden, UT ... **RESIDES:** Salem, UT ... **EDUCATION:** Graduated Spanish Fork High School (UT); attended Utah Valley Community College and Brigham Young University ... **OBTAINED:** Phillies 30th pick in 1992 June draft ... **MISC:** 1994 FSL All Star team (in season).

YEAR	CLUB	W-L	ERA	G	GS	CG	SHO	SV	IP	H	R	ER	BB	SO
1992	BATAVIA	2-5	4.18	16	8	0	0	2	60.1	52	33	28	17	37
1993	SPARTANBURG	2-7	2.62	35	1	0	0	8	55.0	51	19	16	30	52
1994	CLEARWATER	2-2	2.90	54	0	0	0	15	59.0	50	22	19	34	33

SMITH, JUSTIN T ... RHP ... HT: 6-3; WT: 205 ... B-T: R-R ... BORN: January 19, 1972, Rochester, NY ... **RESIDES:** Pittsford, NY ... **EDUCATION:** Graduated Pittsford Mendon High School (NY); and Villanova University ... **OBTAINED:** Signed as a free agent 8/1/94.

YEAR	CLUB	W-L	ERA	G	GS	CG	SHO	SV	IP	H	R	ER	BB	SO
1994	BATAVIA	0-0	4.76	5	0	0	0	0	5.2	10	5	3	2	2

SOLOMON, STEVEN GEOFFREY ... OF ... HT: 6-0; WT: 185 ... B-T: L-L ... BORN: April 9, 1970, Los Angeles, CA ... **RESIDES:** Los Angeles, CA ... **EDUCATION:** Graduated Crossroads High School (Santa Monica, CA) and Stanford University ... **OBTAINED:** Phillies 7th pick in 1992 June draft ... **MISC:** 1994 FSL All Star team (post season).

YEAR	CLUB	AVG.	G	AB	R	H	2B	3B	HR	RBI	BB	SO	SB	CS
1992	BATAVIA	.393	10	28	5	11	2	0	0	3	0	7	4	0
1993	SPARTANBURG	.288	81	306	59	88	16	4	1	33	39	49	14	3
1994	CLEARWATER	.302	131	497	88	150	29	5	9	62	51	71	21	11

SPRINGER, DENNIS L ... RHP ... HT: 5-10; WT: 185 ... B-T: R-R ... BORN: February 12, 1965, Fresno, CA ... **RESIDES:** Fresno, CA ... **EDUCATION:** Graduated Washington Union High School (CA); attended Fresno State University ... **OBTAINED:** Signed as a free agent 5/19/94 ... **MISC:** Originally drafted by Los Angeles (1987).

YEAR	CLUB	W-L	ERA	G	GS	CG	SHO	SV	IP	H	R	ER	BB	SO
1987	GREAT FALLS	4-3	2.88	23	5	1	0	6	65.2	70	38	21	16	54
1988	BAKERSFIELD	13-7	3.27	32	20	6	4	2	154.0	135	75	56	62	108
1989	SAN ANTONIO	8-8	3.15	19	19	4	1	0	140.0	128	58	49	46	89
	ALBUQUERQUE	4-1	4.83	8	7	0	0	0	41.0	58	28	22	14	18
1990	SAN ANTONIO	8-6	3.31	24	24	3	0	0	163.1	147	76	60	73	77
1991	SAN ANTONIO	10-10	4.43	30	24	2	0	0	164.2	153	96	81	91	138
1992	SAN ANTONIO	6-7	4.35	18	18	4	0	0	122.0	114	61	59	49	73
	ALBUQUERQUE	2-7	5.66	11	11	1	0	0	62.0	70	45	39	22	36
1993	ALBUQUERQUE	3-8	5.00	35	18	0	0	0	131.0	173	104	87	39	69
1994	READING	5-8	3.40	24	19	2	0	2	135.0	125	74	51	44	118

STEWART, DAVID TODD ... LHP ... HT: 6-3; WT: 200 ... B-T: L-L ... BORN: November 4, 1971, Oak Harbor, WA ... **RESIDES:** Jackson, MS ... **EDUCATION:** Graduated St. Andrews Episcopal School (MS); attended Tulane University ... **OBTAINED:** Phillies 41st pick in 1994 June draft.

YEAR	CLUB	W-L	ERA	G	GS	CG	SHO	SV	IP	H	R	ER	BB	SO
1994	BATAVIA	1-1	1.65	12	0	0	0	2	16.1	10	4	3	6	15

STINGLEY, DEREK RANDALL ... OF ... HT: 5-11; WT: 185 ... B-T: R-R ... BORN: April 9, 1971, Chicago, IL ... **RESIDES:** Chicago, IL ... **EDUCATION:** Graduated Rezin Orr Community Academy (Chicago, IL) and Triton Junior College ... **OBTAINED:** Phillies 26th pick in 1993 June draft.

YEAR	CLUB	AVG.	G	AB	R	H	2B	3B	HR	RBI	BB	SO	SB	CS
1993	MARTINSVILLE	.254	34	126	32	32	9	4	2	20	17	31	18	5
1994	SPARTANBURG	.215	96	270	40	58	4	6	1	22	15	86	24	9

STONE, MATTHEW WILLIAM ... 1B ... HT: 6-3; WT: 210 ... B-T: L-L ... BORN: February 7, 1975, Oceanside, CA ... RESIDES: Vista, CA ... EDUCATION: Graduated Vista High School (CA) ... OBTAINED: Signed as a free agent 11/14/94 ... MISC: Toronto Blue Jays 13th pick in 1993 June draft ... Pitched in Blue Jays organization for two years.

YEAR CLUB	W-L	ERA	G	GS	CG	SHO	SV	IP	H	R	ER	BB	SO
1993 GCL BLUE JAYS	5-2	3.22	15	10	0	0	1	64.0	52	28	23	27	56
1994 GCL BLUE JAYS	1-1	4.30	10	1	0	0	0	14.2	17	10	7	11	13

STUMPF, BRIAN CHRISTOPHER ... RHP ... HT: 6-3; WT: 200 ... B-T: L-R ... BORN: May 22, 1972, Arlington Heights, IL ... RESIDES: Springfield, PA ... EDUCATION: Graduated Springfield High School (PA); attended Delaware County Community College ... OBTAINED: Phillies 45th pick in 1994 June draft.

YEAR CLUB	W-L	ERA	G	GS	CG	SHO	SV	IP	H	R	ER	BB	SO
1994 MARTINSVILLE	0-1	1.13	20	0	0	0	12	24.0	21	3	3	9	25
BATAVIA	1-1	6.00	8	0	0	0	1	6.0	8	5	4	3	5

SWAN, TYRONE ALTON ... RHP ... HT: 6-7; WT: 195 ... B-T: R-R ... BORN: May 7, 1969, Pasadena, CA ... RESIDES: Ontario, CA ... EDUCATION: Graduated Garey High School (Ponoma, CA); attended LaVerne University ... OBTAINED: Phillies 24th pick in 1993 June draft ... MISC: 1994 tied for first in SAL in games started (28); SAL All Star team (in season).

YEAR CLUB	W-L	ERA	G	GS	CG	SHO	SV	IP	H	R	ER	BB	SO
1993 BATAVIA	5-4	3.19	15	15	1	1	0	87.0	83	43	31	34	86
1994 SPARTANBURG	12-10	4.46	28	28	1	1	0	171.1	175	107	85	80	167

TAYLOR, SAMUEL VANCE ... OF ... HT: 5-11; WT: 185 ... B-T: L-L ... BORN: August 6, 1968, Syracuse, NY ... RESIDES: Murray, KY ... EDUCATION: Graduated Calloway County High School (Murray, KY); attended University of Kentucky ... OBTAINED: Phillies 14th pick in 1989 June draft ... MISC: 1991 FSL All Star team (in season); Phillies Player of the Month April 1991 ... 1992 Eastern League All Star team.

YEAR CLUB	AVG.	G	AB	R	H	2B	3B	HR	RBI	BB	SO	SB	CS
1989 BATAVIA	.265	47	147	17	39	7	2	1	20	20	9	1	5
1990 SPARTANBURG	.308	75	289	46	89	13	5	5	36	24	30	10	2
1991 CLEARWATER	.259	115	367	51	95	20	7	8	73	55	52	3	3
1992 READING	.246	98	349	42	86	18	5	10	55	34	41	5	6
1993 READING	.277	49	173	31	48	12	0	5	27	30	24	9	3
SCRANTON	.241	67	191	24	46	7	1	6	25	20	36	4	2
1994													

(Injured - Did Not Play)

TOKHEIM, DAVID ERIC ... OF ... HT: 6-1; WT: 185 ... B-T: L-L ... BORN: May 25, 1969, Mountain View, CA ... RESIDES: Menlo Park, CA ... EDUCATION: Graduated Menlo Atherton High School (CA); attended UCLA ... OBTAINED: Phillies 7th pick in 1991 June draft ... MISC: 1992 FSL All Star team (in season); led FSL OF in fielding.

YEAR CLUB	AVG.	G	AB	R	H	2B	3B	HR	RBI	BB	SO	SB	CS
1991 BATAVIA	.323	40	158	28	51	12	3	2	21	9	20	6	2
1992 CLEARWATER	.235	106	396	40	93	12	6	4	41	30	40	10	12
1993 CLEARWATER	.329	41	155	27	51	8	2	0	11	14	17	7	5
READING	.292	65	257	30	75	11	6	2	25	12	36	9	6
1994 READING	.301	126	438	56	132	17	6	13	47	27	70	12	10

TOROK, JOHN EDWARD ... OF ... HT: 6-1; WT: 172 ... B-T: L-R ... BORN: July 5, 1972, Detroit, MI ... RESIDES: Riverview, MI ... EDUCATION: Graduated Riverview High School (MI); attended University of Toledo ... OBTAINED: Phillies 19th pick in 1994 June draft.

YEAR CLUB	AVG.	G	AB	R	H	2B	3B	HR	RBI	BB	SO	SB	CS
1994 BATAVIA	.306	18	49	13	15	0	1	0	5	10	7	7	1
SPARTANBURG	.197	42	127	13	25	1	2	1	15	17	16	0	2

TRANBERG, MARK LEE ... RHP ... HT: 6-4; WT: 210 ... B-T: R-R ... BORN: February 28, 1969, Long Beach, CA ... RESIDES: Buena Park, CA ... EDUCATION: Graduated Western High School (Anaheim, CA); attended Fullerton Junior College and Dominguez Hills University ... OBTAINED: Phillies 35th pick in 1992 June draft ... MISC: Phillies Pitcher of the Month May 1993; SAL All Star team (in season) ... 1994 shared FSL lead in shutouts (3); Phillies Pitcher of the Month, July 1994.

YEAR CLUB	W-L	ERA	G	GS	CG	SHO	SV	IP	H	R	ER	BB	SO
1992 BATAVIA	0-2	8.10	11	0	0	0	0	20.0	23	20	18	15	25
1993 SPARTANBURG	8-1	1.98	11	11	4	1	0	81.2	54	24	18	21	83
CLEARWATER	7-3	2.50	14	13	2	0	0	75.2	78	26	21	18	59
1994 READING	3-12	6.03	24	15	0	0	0	94.0	122	76	63	37	80
CLEARWATER	7-1	0.14	9	8	4	3	0	63.1	33	6	1	11	41

TRISLER, JOHN L ... RHP ... HT: 6-4; WT: 230 ... B-T: R-R ... BORN: March 19, 1970, Indianapolis, IN ... RESIDES: Indianapolis, IN ... EDUCATION: Graduated Northwest High School (Indianapolis, IN); attended Indiana State University ... OBTAINED: Acquired from Stockton (Milwaukee) 12/8/92 for Graeme Lloyd ... MISC: Originally Milwaukee's 14th pick in 1991 June draft ... 1994 FSL All Star team (in season); Phillies Pitcher of the Month May 1994.

YEAR CLUB	W-L	ERA	G	GS	CG	SHO	SV	IP	H	R	ER	BB	SO
1991 AZL BREWERS	1-1	1.26	8	0	0	0	1	14.1	10	5	2	11	10
1992 BELOIT	7-1	3.55	26	8	1	0	0	91.1	77	41	36	40	67
1993 CLEARWATER	10-6	4.69	27	22	0	0	0	117.0	138	74	61	49	71
1994 CLEARWATER	8-10	3.27	27	22	4	2	0	156.2	148	68	57	36	72

VALDEZ, JOSE FRANCISCO ... 3B ... HT: 6-0; WT: 170 ... B-T: R-R ... BORN: January 15, 1975, Bani, Dominican Republic ... RESIDES: San Cristobal, Dominican Republic ... OBTAINED: Signed as a free agent 2/4/94.

YEAR CLUB	AVG.	G	AB	R	H	2B	3B	HR	RBI	BB	SO	SB	CS
1994 DOMINICAN SUMMER LEAGUE													

VALLEY, JASON EDWARD ... RHP ... HT: 6-1; WT: 190 ... B-T: R-R ... BORN: September 30, 1972, Bremerton, WA ... RESIDES: Belfair, WA ... EDUCATION: Graduated North Mason High School (WA) and Washington State University ... OBTAINED: Phillies 27th pick in 1994 June draft.

YEAR CLUB	W-L	ERA	G	GS	CG	SHO	SV	IP	H	R	ER	BB	SO
1994 BATAVIA	3-5	4.68	14	12	1	0	0	65.1	77	48	34	26	28

VANDEMARK, JOHN W ... LHP ... HT: 6-2; WT: 190 ... B-T: L-L ... BORN: October 28, 1971, Lockport, NY ... RESIDES: Lockport NY ... EDUCATION: Graduated Lockport High School (NY); attended Florida Community College ... OBTAINED: Signed as a free agent 6/16/94 ... MISC: Originally drafted by Houston (1989).

YEAR CLUB	W-L	ERA	G	GS	CG	SHO	SV	IP	H	R	ER	BB	SO
1990													
1991 GCL ASTROS	0-0	6.75	2	0	0	0	0	1.1	2	1	1	0	1
AZL MARINERS	0-0	40.50	1	0	0	0	0	1.1	2	6	6	5	0
1994 BATAVIA	1-1	3.38	16	0	0	0	1	21.1	11	12	8	16	25

WACO, DAVID J ... INF ... HT: 6-0; WT: 185 ... B-T: R-R ... BORN: December 8, 1969, Panorama City, CA ... RESIDES: Northridge, CA ... EDUCATION: Graduated Chatsworth High School (CA) and University of California (Santa Barbara) ... OBTAINED: Signed as a free agent 4/7/94 ... MISC: Originally signed as a free agent by California (1992).

YEAR CLUB	AVG.	G	AB	R	H	2B	3B	HR	RBI	BB	SO	SB	CS
1994 SPARTANBURG	.244	31	90	13	22	4	0	2	10	15	20	0	3
CLEARWATER	.339	40	115	20	39	12	2	3	31	17	14	0	0

WAMPLER, SAMUEL H ... C ... HT: 6-1; WT: 190 ... B-T: S-R ... BORN: September 22, 1974, Elko, NV ... RESIDES: Idaho Falls, ID ... EDUCATION: Graduated Lansing High School (KS); attended Northeastern Oklahoma A&M and Allan Hancock Junior College ... OBTAINED: Phillies 38th pick in 1994 June draft.

YEAR CLUB	AVG.	G	AB	R	H	2B	3B	HR	RBI	BB	SO	SB	CS
1944 MARTINSVILLE	.115	18	52	5	6	2	0	0	5	7	17	0	0

WATTS, JOSHUA WILLIAM ... OF ... HT: 6-0; WT: 200 ... B-T: L-R ... BORN: March 24, 1975, Plattsburgh, NY ... RESIDES: Glendale, AZ ... EDUCATION: Graduated Ironwood High School (Glendale, AZ) ... OBTAINED: Phillies 3rd pick in 1993 June draft.

YEAR CLUB	AVG.	G	AB	R	H	2B	3B	HR	RBI	BB	SO	SB	CS
1993 MARTINSVILLE	.245	58	216	31	53	9	1	4	38	20	56	10	3
1994 BATAVIA	.300	14	50	5	15	2	0	0	10	4	13	2	1

WHITE, JAMES RAY ... OF ... HT: 5-11; WT: 165 ... B-T: R-R ... BORN: September 6, 1972, Austin, TX ... RESIDES: Austin, TX ... EDUCATION: Graduated Concordia Lutheran College ... OBTAINED: Signed as a free agent 6/24/94.

YEAR CLUB	AVG.	G	AB	R	H	2B	3B	HR	RBI	BB	SO	SB	CS
1994 BATAVIA	.175	22	57	7	10	0	0	0	2	5	15	1	2

WIEGANDT, PATRICK SCOTT ... LHP ... HT: 5-11; WT: 180 ... B-T: L-L ... BORN: December 9, 1967, Louisville, KY ... RESIDES: Louisville, KY ... EDUCATION: Graduated Holy Cross High School (Louisville, KY) and Bellarmine College ... OBTAINED: Phillies 45th pick in 1989 June draft.

YEAR CLUB	W-L	ERA	G	GS	CG	SHO	SV	IP	H	R	ER	BB	SO
1989 MARTINSVILLE	2-5	2.56	9	9	0	0	0	45.2	44	22	13	15	47
1990 SPARTANBURG	2-0	0.98	10	0	0	0	2	18.1	12	2	2	2	17
CLEARWATER	4-8	2.62	33	4	0	0	4	75.2	70	33	22	37	52
1991 CLEARWATER	0-1	3.48	11	0	0	0	1	10.1	14	7	4	3	11
READING	2-3	2.70	49	0	0	0	1	83.1	67	27	25	42	51
1992 READING	6-3	2.98	56	0	0	0	2	81.2	66	31	27	48	65
SCRANTON	0-0	0.00	1	0	0	0	0	1.0	0	0	0	1	2
1993 READING	6-2	3.56	56	0	0	0	0	73.1	75	41	29	44	60
1994 READING	2-4	3.10	52	0	0	0	0	52.1	49	23	18	19	35
SCRANTON	0-0	13.50	6	0	0	0	0	4.2	11	8	7	3	3

WILLIAMSON, MATTHEW BRUCE ... 2B ... HT: 6-1; WT: 185 ... B-T: R-R ... BORN: July 4, 1972, San Antonio, TX ... RESIDES: Plano, TX ... EDUCATION: Graduated Plano High School (TX) and Rice University ... OBTAINED: Phillies 21st pick in 1994 June draft.

YEAR CLUB	AVG.	G	AB	R	H	2B	3B	HR	RBI	BB	SO	SB	CS
1994 MARTINSVILLE	.353	8	34	7	12	0	0	1	5	4	9	8	0
BATAVIA	.265	46	170	26	45	8	0	0	16	13	43	5	3

WIMBERLY, LARRY KEITH ... LHP ... HT: 6-2; WT: 185 ... B-T: L-L ... BORN: August 22, 1975, Winter Garden, FL ... RESIDES: Winter Garden, FL ... EDUCATION: Graduated West Orange High School (FL) ... OBTAINED: Phillies 3rd pick in 1994 June draft.

YEAR CLUB	W-L	ERA	G	GS	CG	SHO	SV	IP	H	R	ER	BB	SO
1994 MARTINSVILLE	3-2	2.58	13	13	0	0	0	69.2	55	24	20	25	67

YANG, CHOI CHANG ... RHP ... HT: 6-2; WT: 190 ... B-T: R-R ... BORN: June 3, 1973, Masan City, Korea ... RESIDES: Masan City, Korea ... EDUCATION: Graduated Mason (Korea) High School; attended Choong-Ang University ... OBTAINED: Signed as a free agent 12/4/94.

YEAR CLUB	W-L	ERA	G	GS	CG	SHO	SV	IP	H	R	ER	BB	SO
(Signed for 1995)													

YARBROUGH, JASON EMORY ... RHP ... HT: 6-6; WT: 220 ... B-T: R-R ... BORN: October 21, 1973, Ashland, AL ... RESIDES: Centre, AL ... EDUCATION: Graduated Cherokee County High School (AL) and Snead State University ... OBTAINED: Signed as a free agent 8/12/94.

YEAR CLUB	W-L	ERA	G	GS	CG	SHO	SV	IP	H	R	ER	BB	SO
1994 MARTINSVILLE	0-0	21.60	4	0	0	0	0	3.1	13	15	8	3	2

ZAMUDIO, JOEL MEZA ... RHP ... HT: 5-11; WT: 200 ... B-T: R-R ... BORN: February 3, 1976, Culiacan, Mexico ... RESIDES: Arleta, CA ... EDUCATION: Graduated Monroe High School (CA) ... OBTAINED: Phillies 9th pick in 1994 June draft.


YEAR CLUB	W-L	ERA	G	GS	CG	SHO	SV	IP	H	R	ER	BB	SO
(Injured - Did Not Play)													

ZONCA, CHRISTOPHER MICHAEL ... 1B ... HT: 6-3; WT: 205 ... B-T: R-R ... BORN: January 29, 1972, Reading, PA ... RESIDES: Reading, PA ... EDUCATION: Graduated Reading High School (PA); attended West Chester State University ... OBTAINED: Signed as a free agent 7/14/94.

YEAR CLUB	AVG.	G	AB	R	H	2B	3B	HR	RBI	BB	SO	SB	CS
1994 MARTINSVILLE	.209	23	67	5	14	3	0	1	8	11	16	0	0

ZUBER, JON EDWARD ... 1B/OF ... HT: 6-0; WT: 190 ... B-T: L-L ... BORN: December 10, 1959, Encino, CA ... RESIDES: Moraga, CA ... EDUCATION: Graduated Campolindo High School (Moraga, CA) and University of California (Berkeley) ... OBTAINED: Phillies 12th pick in 1992 June draft ... MISC: 1993 FSL All Star team (in season); led FSL lead in total bases (214) and led league in doubles (37) ... 1994 Eastern League All Star game (in season).

YEAR CLUB	AVG.	G	AB	R	H	2B	3B	HR	RBI	BB	SO	SB	CS
1992 BATAVIA	.341	22	88	14	30	6	3	1	21	9	11	1	1
SPARTANBURG	.286	54	206	24	59	13	1	3	36	33	31	2	1
1993 CLEARWATER	.308	129	494	70	152	37	5	5	69	49	47	6	6
1994 READING	.293	138	498	81	146	29	5	6	68	71	71	2	4



GREGG JEFFERIES

1995 PHILLIES

<i>Coaches Biographies</i>	174-179
<i>Fregosi Biography</i>	172-173
<i>Roster</i>	169-171
<i>Player Biographies</i>	180-248
<i>Non Roster Player Biographies</i>	249-258
<i>Late Roster Additions</i>	259-

1995 NON-ROSTER PLAYERS

NO. PITCHERS (6)	B-T	HT	WT	BORN	BIRTHPLACE	RESIDENCE	1994 CLUB	W-L	ERA	G	GS	CG	SV	IP	H	R	ER	BB	SO	ML SER	
47 Andersen, Larry	R-R	6-3	202	05/06/53	Portland, OR	Seattle, WA	PHILLIES	1-2	4.41	29	0	0	0	32.2	33	20	16	15	27	14.018	
							Reading-a	0-0	0.00	1	1	0	0	2.0	0	0	0	1	5		
							Scranton-a	0-0	0.00	6	3	0	1	8.1	3	1	0	1	9		
37 Charlton, Norm	S-L	6-3	200	01/06/63	Ft. Polk, LA	Jamaica Beach, TX	PHILLIES				INJURED - DID NOT PLAY										6.087
65 DuBois, Brian	L-L	5-9	200	04/18/67	Joliet, IL	Sarasota, FL	Reading	2-1	2.13	4	4	1	0	25.1	22	8	6	2	16	0.146	
							Scranton	4-4	4.31	35	7	0	2	64.2	78	34	31	17	45		
68 Ilsley, Blaise	L-L	6-1	195	04/09/64	Alpena, MI	Alpena, MI	Iowa	10-4	4.42	22	16	2	0	116.0	68	57	11	21	51	0.047	
							CHICAGO (NL)	0-0	7.80	10	0	0	0	15.0	25	13	13	2	9		
30 Innis, Jeff	R-R	6-1	180	07/05/62	Jupiter, FL	Decatur, IL	Las Vegas	1-2	3.96	33	0	0	1	36	41	32	16	23	34	5.009	
							Salt Lake	1-2	3.69	40	0	0	1	46	51	36	19	27	38		
66 Ricci, Chuck	R-R	6-2	180	11/20/68	Abington, PA	Naples, FL	Reading	1-0	0.00	14	0	0	0	19.0	10	1	0	4	23	0.000	
							Scranton	4-3	4.04	44	1	0	6	64.2	60	30	29	22	72		
NO. INFELDERS (2)	B-T	HT	WT	BORN	BIRTHPLACE	RESIDENCE	1994 CLUB	AVG.	G	AB	R	H	2B	3B	HR	RBI	BB	SO	SB	ML SER	
67 Gilbert, Shawn	R-R	5-9	170	03/12/65	Cherry Hill, NJ	Glendale, AZ	Scranton	.254	141	547	81	139	33	4	7	52	66	86	20	0.000	
64 Montoyo, Charlie	R-R	5-10	170	10/17/65	Manati, PR	Florida, PR	Scranton	.282	114	387	64	109	28	0	9	47	74	61	3	0.027	

a- Rehabilitation Assignment

1995 PHILLIES ROSTER

MANAGER: Jim Fregosi (11)
COACHES: Larry Bowa (2), Denis Menke (14), Johnny Podres (46),
 Mel Roberts (26), Mike Ryan (9), John Vukovich (18)

NO.	PITCHERS (19)	B-T	HT	WT	BORN	BIRTHPLACE	RESIDENCE
39	Abbott, Kyle	L-L	6-4	215	02/18/68	Newburyport, MA	Arlington, TX
42	Borland, Toby	R-R	6-6	190	05/29/69	Quitman, LA	Quitman, LA
52	Bottalico, Ricky	L-R	6-1	209	08/26/69	New Britain, CT	Newington, CT
50	Carter, Andy	L-L	6-5	220	11/09/68	Philadelphia, PA	Philadelphia, PA
58	Fletcher, Paul	R-R	6-1	193	01/14/67	Gallipolis, OH	Philadelphia, PA
62	Gaddy, Robert	R-L	6-1	204	01/11/67	Iceland	Pensacola, FL
28	Green, Tyler	R-R	6-5	204	02/18/70	Springfield, OH	Englewood, CO
49	Greene, Tommy	R-R	6-5	222	04/06/67	Lumberton, NC	Richmond, VA
33	Harris, Gene	R-R	5-11	195	12/05/64	Sebring, FL	Okeechobee, FL
43	Juden, Jeff	R-R	6-8	265	01/19/71	Salem, MA	Salem, MA
53	Karp, Ryan	L-L	6-4	217	04/05/70	Los Angeles, CA	Miami, FL
63	Mimbs, Michael	L-L	6-2	182	02/13/69	Macon, GA	Macon, GA
52	Mitchell, Larry	R-R	6-1	219	10/16/71	Flint, MI	Charlottesville, VA
35	Munoz, Bobby	R-R	6-7	237	03/03/68	Rio Piedras, PA	Dallas, TX
48	Quantrill, Paul	L-R	6-1	184	11/03/68	London, Ontario	Coburg, Ontario
38	Schilling, Curt	R-R	6-4	225	11/14/66	Anchorage, AK	Philadelphia, PA
51	Slocumb, Heathcliff	R-R	6-3	215	06/07/66	Jamaica, NY	Richmond Hills, NY
40	West, David	L-L	6-6	247	09/01/64	Memphis, TN	Palm City, FL
41	Williams, Mike	R-R	6-2	197	07/29/68	Redford, VA	Newport, VA
NO	CATCHERS (3)	B-T	HT	WT	BORN	BIRTHPLACE	RESIDENCE
10	Daulton, Darren	L-R	6-2	200	01/03/62	Arkansas City, KS	Philadelphia, PA
59	Eason, Tommy	R-R	6-0	210	07/08/70	Kinston, NC	Greenville, NC
24	Lieberthal, Mike	R-R	6-0	180	01/18/72	Glendale, CA	Westlake Village, CA
NO	INFELDERS (7)	B-T	HT	WT	BORN	BIRTHPLACE	RESIDENCE
15	Hollins, Dave	S-R	6-1	210	05/25/66	Buffalo, NY	Orchard Park, NY
22	Jordan, Kevin	R-R	6-1	194	10/09/69	San Francisco, CA	San Francisco, CA
60	Manahan, Anthony	R-R	6-0	190	12/15/68	Elizabeth, NJ	Ft. Worth, TX
12	Morandini, Mickey	L-R	5-11	176	04/22/66	Kittanning, PA	Valparaiso, IN
55	Schall, Gene	R-R	6-3	190	06/05/70	Abington, PA	Willow Grove, PA
19	Stocker, Kevin	S-R	6-1	175	02/13/70	Spokane, WA	Philadelphia, PA
23	Worthington, Craig	R-R	6-0	200	04/17/65	Los Angeles, CA	Anaheim, CA
NO	OUTFIELDERS (9)	B-T	HT	WT	BORN	BIRTHPLACE	RESIDENCE
3	Butler, Rob	L-L	5-11	185	04/10/70	East York, Ontario	Toronto, Ontario
4	Dykstra, Lenny	L-L	5-10	190	02/10/63	Santa Ana, CA	Philadelphia, PA
8	Eisenreich, Jim	L-L	5-11	195	04/18/59	St. Cloud, MN	Blue Springs, MO
54	Geisler, Phil	L-L	6-3	210	10/23/69	Klamath Falls, OR	Springfield, OR
56	Hollifield, Rick	L-L	6-2	180	03/25/70	Bronx, NY	Norwalk, CT
25	Jefferies, Gregg	S-R	5-10	185	08/01/67	Burlingame, CA	Pleasanton, CA
16	Longmire, Tony	L-R	6-1	202	08/12/68	Vallejo, CA	Vallejo, CA
21	Marsh, Tom	R-R	6-2	190	12/27/65	Toledo, OH	Toledo, OH
61	Mota, Gary	R-R	6-0	195	10/06/70	Santo Domingo, DR	LaCrescenta, CA

1995 PHILLIES ROSTER

TRAINER: Jeff Cooper
ASST. TRAINER: Mark Andersen
TEAM PHYSICIAN: Dr. Phillip Marone

1994 CLUB	W-L	ERA	G	GS	CG	SV	IP	H	R	ER	BB	SO	ML SER
Kintetsu	0-0	7.71	4	4	0	0	12.0	25	10	10	9	8	1.011
Scranton	4-1	1.68	27	1	0	4	53.2	36	12	10	21	61	0.058
PHILLIES	1-0	2.36	24	0	0	1	34.1	31	10	9	14	26	
Scranton	3-1	8.87	19	0	0	3	22.1	32	27	22	22	22	0.011
Reading	2-2	2.53	38	0	0	22	42.2	29	13	12	10	51	
PHILLIES	0-0	0.00	3	0	0	0	3.0	3	0	0	1	3	
Scranton	1-0	2.61	25	0	0	2	31.0	22	10	9	13	27	0.086
PHILLIES	0-2	4.46	20	0	0	0	34.1	34	18	17	12	18	
Scranton	4-9	4.68	42	13	3	3	138.1	144	78	72	54	92	0.009
Scranton	9-12	3.59	27	25	5	0	165.1	161	86	66	74	117	0.000
Scranton	7-16	5.56	27	26	4	0	162.0	179	110	100	77	95	0.021
PHILLIES	2-0	4.54	7	7	0	0	35.2	37	20	18	22	28	4.067
Clearwater-a	0-0	0.00	1	1	0	0	5.0	2	0	0	1	4	
Scranton-a	0-0	0.00	1	1	0	0	4.0	3	1	0	1	6	
Reading-a	1-0	4.35	2	2	0	0	10.1	12	5	5	3	12	
SAN DIEGO	1-1	8.03	13	0	0	0	12.1	21	11	11	8	9	4.078
DETROIT	0-0	7.15	11	0	0	1	11.1	13	10	9	4	10	
PHILLIES	1-4	6.18	6	5	0	0	27.2	29	25	19	12	22	0.091
Scranton	2-2	8.53	6	6	0	0	25.1	30	28	24	19	28	
Reading	4-11	4.45	21	21	0	0	121.1	123	67	60	54	96	0.000
Harrisburg	11-4	3.46	32	21	2	0	154.0	130	69	59	61	145	0.000
Reading	10-13	3.97	30	30	2	0	165.1	143	91	73	103	128	0.000
Scranton	2-3	2.12	6	5	0	0	34.0	27	9	8	14	24	
PHILLIES	7-5	2.67	21	14	1	1	104.1	101	40	31	35	59	
BOSTON	1-1	3.52	17	0	0	0	23.0	25	10	9	5	15	2.018
PHILLIES	2-2	6.00	18	1	0	1	30.0	39	21	20	10	13	
Scranton	3-3	3.47	8	8	1	0	57.0	55	25	22	6	36	
PHILLIES	2-8	4.48	13	13	1	0	82.1	87	42	41	28	58	4.093
Scranton-a	0-0	1.80	2	2	0	0	10.0	6	2	2	5	6	
Reading-a	0-0	0.00	1	1	0	0	4.0	6	0	0	1	4	
PHILLIES	5-1	2.86	52	0	0	0	72.1	75	32	23	28	58	2.121
PHILLIES	4-10	3.55	31	14	0	0	99.0	74	44	39	61	83	4.167
PHILLIES	2-4	5.01	12	8	0	0	50.1	61	31	28	20	29	1.026
Scranton	2-7	5.79	14	14	1	0	84.0	91	55	54	36	53	
1994 CLUB	AVG.	G	AB	R	H	2B	3B	HR	RBI	BB	SO	SB	ML SER
PHILLIES	.300	69	257	43	77	17	1	15	56	33	43	4	9.139
Clearwater	.306	50	193	26	59	14	1	1	23	13	16	1	0.000
Reading	.294	41	143	25	42	9	0	6	21	11	21	1	
Scranton	.233	84	296	23	69	16	0	1	32	21	29	1	0.044
PHILLIES	.266	24	79	6	21	3	1	1	5	3	5	0	
1994 CLUB	AVG.	G	AB	R	H	2B	2B	HR	RBI	BB	SO	SB	ML SER
PHILLIES	.222	44	162	28	36	7	1	4	26	23	32	1	4.063
Scranton-a	.211	6	19	6	4	0	0	1	3	5	4	0	
Scranton	.290	81	314	44	91	22	1	12	57	29	28	0	0.000
Calgary	.285	78	295	48	84	21	1	4	36	24	22	7	0.000
PHILLIES	.292	87	274	40	80	16	5	2	26	34	33	10	3.165
Scranton	.285	127	463	54	132	35	4	16	89	50	86	9	0.000
PHILLIES	.273	82	271	38	74	11	2	2	28	44	41	2	1.048
Scranton-a	.308	4	13	1	4	1	0	0	2	1	0	0	
Iowa	.288	122	365	58	105	18	0	17	69	55	74	4	2.134
1994 CLUB	AVG.	G	AB	R	H	2B	3B	HR	RBI	BB	SO	SB	ML SER
Syracuse	.263	25	95	16	25	6	1	1	11	8	12	2	1.037
TORONTO	.176	41	74	13	13	0	1	0	5	7	8	1	
PHILLIES	.273	84	315	68	86	26	5	5	24	68	44	15	9.075
Scranton-a	.286	3	7	1	2	1	1	0	1	1	1	0	
PHILLIES	.300	104	290	42	87	15	4	4	43	33	31	6	8.163
Reading	.276	74	254	32	70	12	1	7	40	24	55	4	
Scranton	.197	54	183	14	36	5	1	0	11	18	48	2	0.000
Knoxville	.248	71	238	31	59	10	9	4	31	24	64	23	0.000
Reading	.284	42	155	29	44	8	3	7	19	18	34	21	
Scranton	.127	18	55	5	7	1	0	0	0	3	19	0	
ST. LOUIS	.325	103	397	52	129	27	1	12	55	45	26	12	6.029
PHILLIES	.237	69	139	10	33	11	0	0	17	10	27	2	1.165
Scranton	.268	114	448	52	120	31	5	9	59	13	58	5	
PHILLIES	.278	8	18	3	5	1	1	0	3	1	1	0	0.120
Jackson	.239	108	314	46	75	13	4	10	54	57	80	12	0.000

THE MANAGER



#11 JIM FREGOSI

B-T: R-R

HT: 6-2; WT: 210

AGE: 52, turns 53 on April 4

BORN: April 4, 1942, San Francisco, CA

RESIDES: Tarpon Springs, FL

CONTRACT STATUS: In 2nd year of 2-year contract with 3 option years, signed 6/23/93.

PHILLIES CAREER: The 1995 season marks his 5th year as Phillies Manager, longest since Danny Ozark's 8-year stint (1973-79) . . . Managed the 1994 All-Star Game in Pittsburgh, leading the NL to an exciting 8-7, 10-inning victory . . . Selected by the AP as Manager of the Year in 1993, the Phillies skipper remained on an even keel throughout the very emotional season . . . He guided the Phillies from last place in 1992 to first in 1993, becoming only the 3rd team to accomplish that feat . . . It was the 2nd time in his career he has taken a major league team to the playoffs (1979, Angels was the 1st) . . . Phillies spent the entire season, with the exception of April 9, in first place . . . 1992 was his 1st full season as Phillies skipper . . . 6th place finish was due in part to the record 21 entries by 17 players on the disabled list . . . Replaced Nick Leyva as Phillies manager April 23, 1991 . . . Led Phils to a 3rd place finish, their best since 1986 . . . Had a 74-75 record with the Phils after replacing Leyva (Phils were 4-9 with Leyva) . . . Originally hired by Lee Thomas, May 29, 1989, on special assignment to Thomas . . . Named minor league pitching instructor/special assignments for 1990 season, a position he held until he was named Phillies manager.

MAJOR LEAGUE MANAGERIAL CAREER: Phillies are the 3rd team he has managed in the majors . . . He's the 44th manager in Phillies history . . . Managed the California Angels (237-249) and Chicago White Sox (193-226) in the American League . . . Released by Pittsburgh as a player, June 1, 1978, so he could accept the Angels' managerial position (replaced Dave Garcia) . . . Led the Angels to their first AL West pennant in 1979 (88-74); lost playoffs to Baltimore, 3-1 . . . Replaced by Gene Mauch, May 27, 1981, after 22-25 start . . . Was manager in Louisville when he replaced Tony LaRussa as the White Sox manager, June 22, 1986 . . . Released as the White Sox manager following the 1988 season.

MINOR LEAGUE MANAGERIAL CAREER: Between California and Chicago jobs, he managed the Louisville Redbirds (St. Louis' AAA affiliate) in the American Association, 1983-1986 . . . Had 263-232 record there, winning the Eastern Division championship in 1983 and 1985 . . . Was the league's Manager of the Year in 1983 and shared the honor in 1985 with Oklahoma City's Dave Oliver.

PLAYING CAREER: Hit .265 during his 18-year major league career . . . Also played two-plus seasons in the minor leagues . . . 1,396 games of his 1,902-game major league career were as shortstop . . . Six-time AL All-Star . . . Played with Angels, 1961-71; New York Mets, 1972-73; Texas Rangers, 1973-77 and Pittsburgh Pirates, 1977-78 . . . Hit 151 homers and drove in 706 runs . . . Led AL with 13 triples in 1968 . . . Gold Glove winner in 1967 . . . When he retired, he held the Angels all-time records in games, at-bats, runs, hits, doubles, triples, extra-base hits and total bases . . . Best season: 1970, .278, 22 homers, 82 RBI with Angels . . . Tied for 12th in AL MVP voting that season . . . Originally acquired by the Angels on December 14, 1960, in the expansion draft from the Boston Red Sox . . . Traded to New York Mets, December 10, 1971, for P Nolan Ryan, P Don Rose, OF Leroy Stanton and C Francisco Estrada.

PERSONAL: James Louis Fregosi . . . Married Joni Dunn; four children, Jim Jr., Jennifer, Nicole and Robert . . . Signed by the Red Sox out of Menlo College (CA) . . . Managed in winter ball, 1971 and 1985 . . . Son, Jim, was an All-American shortstop at New Mexico University; played in St. Louis' minor league system; currently a Phillies scout . . . Hobbies: Fishing and golf.

JIM FREGOSI'S PLAYING RECORD

YEAR	CLUB	AVG.	G	AB	R	H	2B	3B	HR	RBI	BB	SO	SB
1960	Alpine	.267	112	404	96	108	17	7	6	58	74	99	9
1961	Dallas-Ft. Worth	.254	150	516	54	131	18	4	6	50	50	70	6
	LOS ANGELES (AL)	.222	11	27	7	6	0	0	0	3	1	4	0
1962	Dallas-Ft. Worth	.283	64	219	25	62	9	3	1	14	32	37	1
	LOS ANGELES (AL)	.291	58	175	15	51	3	4	3	23	18	27	2
1963	LOS ANGELES (AL)	.287	154	592	83	170	29	12	9	50	36	104	2
1964	LOS ANGELES (AL)	.277	147	505	86	140	22	9	18	72	72	87	8
1965	CALIFORNIA	.277	161	602	66	167	19	7	15	64	54	107	13
1966	CALIFORNIA	.252	162	611	78	154	32	7	13	67	67	89	17
1967	CALIFORNIA	.290	151	590	75	171	23	6	9	56	49	77	9
1968	CALIFORNIA	.244	159	614	77	150	21	13	9	49	60	101	9
1969	CALIFORNIA	.260	161	580	78	151	22	6	12	47	93	86	9
1970	CALIFORNIA	.278	158	601	95	167	33	5	22	82	69	92	0
1971	CALIFORNIA	.233	107	347	31	81	15	1	5	33	39	61	2
1972	NEW YORK (NL)	.232	101	340	31	79	15	4	5	32	38	71	0
1973	NEW YORK (NL)	.234	45	124	7	29	4	1	0	11	20	25	1
	TEXAS	.268	45	157	25	42	6	2	6	16	12	31	0
1974	TEXAS	.261	78	230	31	60	5	0	12	34	22	41	0
1975	TEXAS	.262	77	191	25	50	5	0	7	33	20	39	0
1976	TEXAS	.233	58	133	17	31	7	0	2	12	23	33	2
1977	TEXAS	.250	13	28	4	7	1	0	1	5	3	4	0
	PITTSBURGH	.286	36	56	10	16	1	1	3	16	13	10	2
1978	PITTSBURGH	.200	20	20	3	4	1	0	0	1	6	8	0
AL	Totals	.267	1700	5983	793	1598	243	72	143	646	638	983	73
NL	Totals	.237	202	540	51	128	21	6	8	60	77	114	3
ML	Totals	.265	1902	6523	844	1726	264	78	151	706	715	1097	76

* League Leader

FREGOSI'S MANAGERIAL RECORD

YEAR	CLUB	LEAGUE	W-L	POSITION
1978	CALIFORNIA	AMERICAN	62-54	Tied 2nd, West
1979	CALIFORNIA	AMERICAN	88-74	1st, West
1980	CALIFORNIA	AMERICAN	65-95	6th, West
1981	CALIFORNIA	AMERICAN	22-25	4th, West
1983	Louisville	Amer. Assoc.	78-57	1st, East
1984	Louisville	Amer. Assoc.	79-76	4th, East
1985	Louisville	Amer. Assoc.	74-68	1st, East
1986	Louisville	Amer. Assoc.	32-34	
	CHICAGO	AMERICAN	45-51	5th, West
1987	CHICAGO	AMERICAN	77-85	5th, West
1988	CHICAGO	AMERICAN	71-90	5th, West
1991	PHILLIES	NATIONAL	74-75	3rd, East
1992	PHILLIES	NATIONAL	70-92	6th, East
1993	PHILLIES	NATIONAL	97-65	1st, East
1994	PHILLIES	NATIONAL	54-61	4th, East



#2 **LARRY BOWA** *Third Base Coach*

B-T: S-R

HT: 5-10; WT: 170

AGE: 49, turns 50 on December 6

BORN: December 6, 1945, Sacramento, CA

RESIDES: Bryn Mawr, PA

MANAGING/COACHING CAREER: Named third base coach for the Phillies August 11, 1988, a position he has retained since that time . . . Was manager of San Diego from 1987-May 28, 1988 . . . Managed Padres' Triple-A club in Las Vegas in 1986 to the Pacific Coast League title, his first year managing.

PLAYING CAREER: Played 20 years of pro baseball signing with the Phillies as a free agent in 1965 . . . After four years in the minors he reached the majors in 1970 and played with the Phils until 1981 . . . Also played with the Cubs (1982-85) and Mets (1985) . . . Played in 5 All-Star games, 5 NL Championship Series and 1 World Series . . . One of the finest shortstops in the game, Larry has the highest career fielding percentage in major league history (.980) . . . Led the league in fielding a record six times . . . His .987 mark in both 1971 and 1972 is the highest single-season percentage in league history . . . Committed a record-low 9 errors in 1972 . . . Also holds the major league record for highest pct. by a shortstop with a .991 mark in 1979 . . . Played in more games at shortstop (2,222) than any player in National League history and second in ML history . . . Batted .375 in the 1980 World Series and set a record by starting 7 double plays.

PERSONAL: Lawrence Robert (Larry) Bowa . . . Married Sheena Gibson (10/17/70); one daughter, Tori (7/29/83) . . . Graduate of McClatchy High School (Sacramento, CA) where he played baseball and basketball . . . Attended Sacramento City College and played baseball . . . Hobbies: Raquetball and golf.

LARRY BOWA'S MAJOR LEAGUE PLAYING RECORD

YEAR	TEAM	AVG.	G	AB	R	H	2B	3B	HR	RBI	BB	SO	SB
1970	PHILLIES	.250	145	547	50	137	17	6	0	34	21	48	24
1971	PHILLIES	.249	159	650	74	162	18	5	0	25	36	61	28
1972	PHILLIES	.250	152	579	67	145	11	13	1	31	32	51	17
1973	PHILLIES	.211	122	446	42	94	11	3	0	23	24	31	10
1974	PHILLIES	.275	162	669	97	184	19	10	1	36	23	52	39
1975	PHILLIES	.305	136	583	79	178	18	9	2	38	24	32	24
1976	PHILLIES	.248	156	624	71	155	15	9	0	49	32	31	30
1977	PHILLIES	.280	154	624	93	175	19	3	4	41	32	32	32
1978	PHILLIES	.294	156	654	78	192	31	5	3	43	24	40	27
1979	PHILLIES	.241	147	539	74	130	17	11	0	31	61	32	20
1980	PHILLIES	.267	147	540	57	144	16	4	2	39	24	28	21
1981	PHILLIES	.283	103	360	34	102	14	3	0	31	28	17	16
1982	CHICAGO (NL)	.246	142	499	50	123	15	7	0	29	39	38	8
1983	CHICAGO (NL)	.267	147	499	73	133	20	5	2	43	35	30	7
1984	CHICAGO (NL)	.223	133	391	33	87	14	2	0	17	28	24	10
1985	CHICAGO (NL)	.246	72	195	13	48	6	4	0	13	11	20	5
	NEW YORK (NL)	.105	14	19	2	2	1	0	0	2	2	2	0
ML	Totals	.260	2247	8418	987	2191	262	99	15	525	474	569	318

* League Leader

DIVISIONAL PLAYOFF SERIES RECORD

YEAR	TEAM, OPP	AVG.	G	AB	R	H	2B	3B	HR	RBI	BB	SO	SB
1981	PHL, LA	.176	5	17	0	3	1	0	0	1	0	0	0

LEAGUE CHAMPIONSHIP SERIES RECORD

YEAR	CLUB, OPP	AVG.	G	AB	R	H	2B	3B	HR	RBI	BB	SO	SB
1976	PHL, CIN (AL)	.125	3	8	1	1	1	0	0	1	3	0	0
1977	PHL, LA	.118	4	17	2	2	0	0	0	1	1	0	0
1978	PHL, LA	.333	4	18	2	6	0	0	0	0	1	2	0
1980	PHL, HOU	.316	5	19	2	6	0	0	0	0	3	3	1
1984	CHI, SD	.200	5	15	1	3	1	0	0	1	1	0	0
LCS	Totals	.234	21	77	8	18	2	0	0	3	9	5	1

LARRY BOWA'S WORLD SERIES RECORD

YEAR	CLUB, OPP	AVG.	G	AB	R	H	2B	3B	HR	RBI	BB	SO	SB
1980	PHL, KC	.375	6	24	3	9	1	0	0	2	0	0	3



#14 DENIS MENKE Hitting Instructor

B-T: R-R

HT: 6-0; WT: 200

AGE: 54, turns 55 on July 21

BORN: July 21, 1940, Bancroft, IA

RESIDES: Palm Harbor, FL

MANAGING/COACHING CAREER: Is enjoying his 6th season with the Phillies after joining them as the hitting instructor November 9, 1988 . . . Prior to that, he was a coach with the Houston Astros for six seasons (1983-88) . . . With the Astros, his coaching duties included third base, first base and hitting . . . Prior to coaching with the Astros, he was a minor league instructor for Houston (1982) and first base coach with Toronto (1980-81) . . . Following his playing career, he was out of baseball for two years before becoming a minor league manager at Burlington (Milwaukee) in 1977 and at Dunedin (Toronto), 1978-79.

PLAYING CAREER: 17-year pro with 13 years in the major leagues with the Milwaukee and Atlanta Braves, Houston and Cincinnati . . . Primarily a shortstop, he also played all other infield positions and a few games in the outfield . . . Played in two All-Star Games, two playoffs and the 1972 World Series . . . Shares major league record for most double plays started by a shortstop in a game with five.

PERSONAL: Denis John Menke . . . Married Jean Gitzinger (10/5/63); three children, Debbie (11/12/69), Scott (10/7/71) and Krissy (10/9/75) . . . 1958 graduate of St. John's High School (Bancroft, IA) . . . Signed big bonus contract with Milwaukee Braves following graduation . . . Hobbies: Hunting and fishing.

DENIS MENKE'S MAJOR LEAGUE PLAYING RECORD

YEAR	CLUB	AVG.	G	AB	R	H	2B	3B	HR	RBI	BB	SO	SB
1962	MILWAUKEE (NL)	.192	50	146	12	28	3	1	2	16	16	38	0
1963	MILWAUKEE (NL)	.234	146	518	58	121	16	4	11	50	37	106	6
1964	MILWAUKEE (NL)	.283	151	505	79	143	29	5	20	65	68	77	4
1965	MILWAUKEE (NL)	.243	71	181	16	44	13	1	4	18	18	28	1
1966	ATLANTA	.251	138	454	55	114	20	4	15	60	71	87	0
1967	ATLANTA	.227	129	418	37	95	14	3	7	39	65	62	5
1968	HOUSTON	.249	150	542	56	135	23	6	6	56	64	81	5
1969	HOUSTON	.269	154	553	72	149	25	5	10	90	87	87	2
1970	HOUSTON	.304	154	562	82	171	26	6	13	92	82	80	6
1971	HOUSTON	.246	146	475	57	117	26	3	1	43	59	68	4
1972	CINCINNATI	.233	140	447	41	104	19	2	9	50	58	76	0
1973	CINCINNATI	.191	139	241	38	46	10	0	3	26	69	53	1
1974	HOUSTON	.103	30	29	2	3	1	0	0	1	4	10	0
ML	Totals	.250	1598	5071	605	1270	225	40	101	608	698	853	34

LEAGUE CHAMPIONSHIP SERIES RECORD

YEAR	CLUB, OPP	AVG.	G	AB	R	H	2B	3B	HR	RBI	BB	SO	SB
1972	CIN, PIT	.250	5	16	1	4	1	0	0	0	4	3	0
1973	CIN, NY	.222	3	9	1	2	0	0	1	1	1	2	0
LCS	Totals	.240	8	25	2	6	1	0	1	1	5	5	0

WORLD SERIES RECORD

YEAR	CLUB, OPP	AVG.	G	AB	R	H	2B	3B	HR	RBI	BB	SO	SB
1972	CIN, OAK	.083	7	24	1	2	0	0	1	2	2	6	0



#46 JOHNNY PODRES Pitching Coach

B-T: L-L

HT: 5-11; WT: 190

AGE: 62, turns 63 on September 30

BORN: September 30, 1932, Witherbee, NY

RESIDES: Glens Falls, NY

COACHING CAREER: Has done a great job in his 4 seasons with the Phillies, turning a young, inexperienced staff into winners... Named Phillies pitching coach October 31, 1990... Spent the 1990 season as a roving pitching instructor in the Los Angeles Dodgers organization... Was pitching coach at the Dodgers Rookie Club in Kissimmee, 1988-89, and was the Dodgers minor league pitching instructor, 1986-87... His last major league coaching position, 1981-85, was with the Minnesota Twins (is given credit for teaching Frank Viola his changeup during that time)... Was a coach for the Boston Red Sox in 1980 after serving as their minor league pitching instructor from 1975-79... His first coaching job came in 1970 (following his retirement in 1969) with the San Diego Padres, where he stayed through the 1973 season.

PLAYING CAREER: Spent 15 seasons in the major leagues as a member of the Dodgers (1953-55, 1957-66), Tigers (1966-67) and Padres (1969)... Compiled a 148-116 record with a 3.67 career ERA... In 1955, he received the Babe Ruth Award as the World Series Outstanding Player after hurling two complete-game victories, including a 2-0 shutout in the seventh game over the Yankees... Led NL in ERA (2.66) and shutouts (six) in 1957 after missing the entire '56 season because of Navy duty... Pitched in both the 1960 and 1962 All-Star games, hurling four shutout innings... Led NL in winning percentage in 1961 with 18-5 mark (.783)... In six career World Series starts, was 4-1 with a 2.11 ERA.

PERSONAL: John Joseph Podres... Married Joanie Taylor (2/12/66); two sons, Joe (12/6/66) and John (9/2/70)... Graduate of Mineville High School... Hobbies: Fishing and hunting.

JOHNNY PODRES' MAJOR LEAGUE PLAYING RECORD

YEAR	CLUB	W-L	ERA	G	GS	CG	SHO	SV	IP	H	BB	SO
1953	BROOKLYN (NL)	9-4	4.23	33	18	3	1	0	115.0	126	64	82
1954	BROOKLYN (NL)	11-7	4.27	29	21	6	2	0	151.2	147	53	79
1955	BROOKLYN (NL)	9-10	3.95	27	24	5	2	0	159.1	160	57	114
1957	BROOKLYN (NL)	12-9	2.66	31	27	10	6	3	196.0	168	44	109
1958	LOS ANGELES	13-15	3.72	39	31	10	2	1	210.1	208	78	143
1959	LOS ANGELES	14-9	4.11	34	29	6	2	0	195.0	192	74	145
1960	LOS ANGELES	14-12	3.08	34	33	8	1	0	227.2	217	71	159
1961	LOS ANGELES	18-5	3.74	32	29	6	1	0	182.2	192	51	124
1962	LOS ANGELES	15-13	3.81	40	40	8	0	0	255.0	270	71	178
1963	LOS ANGELES	14-12	3.54	37	34	10	5	1	198.1	196	64	134
1964	LOS ANGELES	0-2	16.88	2	2	0	0	0	2.2	5	3	0
1965	LOS ANGELES	7-6	3.43	27	22	2	1	1	134.0	126	39	63
1966	LOS ANGELES	0-0	0.00	1	0	0	0	0	2.0	2	1	1
	DETROIT	4-5	3.42	36	13	2	1	4	107.1	106	34	53
1967	DETROIT	3-1	3.84	21	8	0	0	1	63.1	58	11	34
1969	SAN DIEGO	5-6	4.29	17	9	1	0	0	65.0	66	28	17
ML	Totals	148-116	3.67	440	340	77	24	11	2265.1	2239	743	1435

* League Leader

WORLD SERIES RECORD

YEAR	CLUB, OPP	W-L	ERA	G	GS	CG	IP	H	BB	SO	SHO	SV
1953	BKN (NL), NY (AL)	0-1	3.38	1	1	0	2.2	1	2	0	0	0
1955	BKN (NL), NY (AL)	2-0	1.00	2	2	2	18.0	15	4	10	1	0
1959	LA (NL), CHI (AL)	1-0	4.82	2	2	0	9.1	7	6	4	0	0
1963	LA (NL), NY (AL)	1-0	1.08	1	1	0	8.1	6	1	4	0	0
WS	Totals	4-1	2.11	6	6	2	38.1	29	13	18	1	0

JOHNNY PODRES' ALL-STAR GAME RECORD

YEAR	CLUB	SITE	W-L	ERA	G	GS	CG	IP	H	BB	SO	SV
1960	NL	at NY (AL) (2nd gm)	0-0	0.00	1	0	0	2.0	1	3	1	0
1962	NL	at CHI (NL) (2nd gm)	0-0	0.00	1	0	0	2.0	2	0	2	0
ASG	Totals		0-0	0.00	2	0	0	4.0	3	3	3	0



#26 **MEL ROBERTS** *First Base Coach*

B-T: R-R

HT: 6-0; WT: 180

AGE: 52

BORN: January 18, 1943, Abington, PA

RESIDES: Spartanburg, SC

MANAGING/COACHING CAREER: In his 3rd season in the majors, he was named Phillies first base coach, 10/5/91 . . . In addition to player-coach at Peninsula in 1970, he was a coach at Peninsula in 1971; Reading, 1972 and 1977; Spartanburg, 1973-76, 1978-83 and 1985 . . . He was an outfield instructor in the Phillies minor league system, 1984 and 1986 . . . Managed Bend Rookie League team in 1987 . . . Was named manager of Spartanburg in 1988, and has held that position through 1991 . . . Won the South Atlantic League Championship in 1988 (won 1st half, finished last in their division in 2nd half and then won 5 straight games in two playoff series) . . . 1988 SAL All-Star manager.

PLAYING CAREER: Former outfielder . . . Played nine years of professional baseball, 1961-70, signing first with the LA Dodgers organization . . . Was out of professional baseball in 1965, playing semi-pro ball for Jenkintown . . . Signed with the Phillies organization, September, 1965 . . . Led West Carolinas League outfielders in fielding (.982) in 1966 . . . Was player-coach in 1969 at Raleigh-Durham and in 1970 at Peninsula.

PERSONAL: Melvin Henry Roberts . . . Married Lucille Galfney (11/13/75); two sons, Jimmy and Juan; two daughters, Lisa and Linda; two grandsons, Lee Cary and Juan D., Jr . . . Graduate of Abington High School (PA) . . . Attended Temple University and Spartanburg Tech . . . Due to his commitment to the youth of Spartanburg, including the establishment of the Mel Roberts Scholarship Fund, Spartanburg Mayor James Talley proclaimed July 26, 1993 Mel Roberts day in that community . . . Inducted into Abington High School Hall of Fame in 1993 . . . Hobbies: Golf and cards.

MEL ROBERTS' PLAYING RECORD

YEAR	CLUB	AVG.	G	AB	R	H	2B	3B	HR	RBI	BB	SO	SB
1961	Artesia	.195	50	169	21	33	2	0	3	20	38	52	2
1962	Great Falls	.208	11	24	2	5	1	0	0	1	7	13	0
	St. Petersburg	.160	43	131	12	21	1	2	0	9	25	44	3
1963	Salisbury	.243	125	432	49	105	10	4	7	55	46	112	26
1964	Santa Babara	.267	58	146	27	39	8	1	3	9	18	48	8
	Salisbury	.162	39	111	17	18	5	0	1	10	13	37	3
1966	Spartanburg	.279	123	481	86	134	30	2	5	80	40	104	11
1967	Bakersfield	.221	130	443	49	98	16	6	2	42	45	104	12
1968	Tidewater	.236	106	389	56	87	16	3	4	25	38	86	10
1969	Ral.-Dur.	.238	47	105	12	25	6	1	0	11	19	33	5
1970	Peninsula	.177	25	62	2	11	3	0	0	7	6	15	0
	Reading	.353	22	34	4	12	0	0	0	1	6	7	0



#9 **MIKE RYAN** *Bullpen Coach*

B-T: R-R

HT: 6-2; WT: 190

AGE: 53, turns 54 on November 25

BORN: November 25, 1941, Haverhill, MA

RESIDES: Newton, NH

MANAGING/COACHING CAREER: Named bullpen coach in 1980 and has held that position since, except for the majority of the 1985 season when he served as first base coach . . . Was Phils minor league catching instructor in 1979 . . . Managed Phils Triple-A team in Oklahoma City in 1977 and 1978 . . . Managed in Pirates farm system, (1975-76) at Charleston . . . 24 of his 34 years of baseball have been spent in the Phillies organization.

PLAYING CAREER: Played 11 years in the major leagues with the Boston Red Sox (1964-67), Phillies (1968-73) and Pirates (1974) . . . Member of 1967 Red Sox World Series team, appearing in one game.

PERSONAL: Michael James (Irish) Ryan . . . Married Suzanne Graham . . . Graduate of St. James (Haverhill, MA) High School . . . Hobby: Collecting antiques.

MIKE RYAN'S MAJOR LEAGUE PLAYING RECORD

YEAR	CLUB	AVG.	G	AB	R	H	2B	3B	HR	RBI	BB	SO	SB
1964	BOSTON	.333	1	3	0	1	0	0	0	2	1	0	0
1965	BOSTON	.159	33	107	7	17	0	1	3	9	5	19	0
1966	BOSTON	.214	116	369	27	79	15	3	2	32	29	68	1
1967	BOSTON	.199	79	226	21	45	4	2	2	27	26	42	2
1968	PHILLIES	.179	96	296	12	53	6	1	1	15	15	59	0
1969	PHILLIES	.204	133	446	41	91	17	2	12	44	30	66	1
1970	PHILLIES	.179	46	134	14	24	8	0	2	11	16	24	0
1971	PHILLIES	.164	43	134	9	22	5	1	3	6	10	32	0
1972	PHILLIES	.179	46	106	6	19	4	0	2	10	10	25	0
1973	PHILLIES	.232	28	69	7	16	1	2	1	5	6	19	0
1974	PITTSBURGH	.100	15	30	2	3	0	0	0	0	4	16	0
ML	Totals	.193	636	1920	146	370	60	12	28	161	152	370	4

WORLD SERIES RECORD

YEAR	CLUB, OPP	AVG.	G	AB	R	H	2B	3B	HR	RBI	BB	SO	SB
1967	BOS, STL	.000	1	2	0	0	0	0	0	0	0	1	0

MAJOR LEAGUE DEBUT DATES

Player	Date	Team	Player	Date	Team
Abbott	9/10/91	Angels	Jefferies	9/6/87	Mets
Borland	5/27/94	Phillies	Juden	9/15/91	Astros
Bottalico	7/29/94	Phillies	Lieberthal	6/30/94	Phillies
Butler	6/12/93	Blue Jays	Longmire	9/3/93	Phillies
Carter	5/3/94	Phillies	Marsh	6/5/92	Phillies
Daulton	9/25/83	Phillies	Morandini	9/1/90	Phillies
Dykstra	5/3/83	Mets	Munoz	5/29/93	Yankees
Eisenreich	4/7/82	Twins	Quantrill	7/20/92	Red Sox
Fletcher	7/11/93	Phillies	Schilling	9/7/88	Orioles
Green	4/9/93	Phillies	Slocumb	4/11/91	Cubs
Greene	9/10/89	Braves	Stocker	7/7/93	Phillies
Harris	4/8/89	Expos	West	9/24/88	Mets
Hollins	4/12/90	Phillies	Williams	6/30/92	Phillies
			Worthington	4/25/88	Orioles



#18 JOHN VUKOVICH
Dugout Assistant

B-T: R-R
 HT: 6-1; WT: 190
 AGE: 47, turns 48 on July 31
 BORN: July 31, 1947, Sacramento, CA
 RESIDES: Pine Hill, NJ

MANAGING/COACHING CAREER: In his 3rd season as dugout assistant for Jim Fregosi, he has been a Phillies coach since the 1988 season, serving as first base coach before his current assignment . . . Also coordinates spring training workouts . . . Served as a coach for the Chicago Cubs for six years (1982-87) in various capacities including first base, third base and dugout . . . Also worked with Cub infielders and hitters . . . Was interim manager for one day, June 13, 1986 between Jim Frey and Gene Michael, winning one and losing one in a doubleheader . . . Named Phillies interim manager September 23, 1988 when Lee Elia was fired, and posted a 5-4 record.

PLAYING CAREER: Played 16 years of pro baseball, including parts of 10 seasons in the major leagues with the Phillies, Brewers and Reds . . . Originally drafted by the Phils in 1966 . . . Involved in a 7-player trade after the 1972 season, going to Milwaukee . . . Traded to Cincinnati in 1975 and was a member of the Reds' World Series Champion team . . . Returned to Phillies organization in 1976 where he played until 1981 (member of the 1980 World Champion team) . . . Also a member of three league champions in the minor leagues (Spartanburg, 1967; Eugene, 1972; and Oklahoma City, 1970 - under manager Lee Elia) . . . Led his league four times in fielding by a third baseman.

PERSONAL: John Christopher Vukovich . . . Married Bonnie Loughran; two children, Nicole (10/4/74) and Vincent (5/6/80) . . . Graduate of Amador County High School (Sutter Creek, CA) . . . Graduate of American River College (Sacramento) with an associate's degree in physical education . . . Hobbies: Hunting and fishing.

J. VUKOVICH'S MAJOR LEAGUE PLAYING RECORD

YEAR	CLUB	AVG.	G	AB	R	H	2B	3B	HR	RBI	BB	SO	SB
1970	PHILLIES	.125	3	8	1	1	0	0	0	0	1	0	0
1971	PHILLIES	.166	74	217	11	36	5	0	0	14	12	34	2
1973	MILWAUKEE	.125	55	128	10	16	3	0	2	9	9	40	0
1974	MILWAUKEE	.188	38	80	5	15	1	0	3	11	1	16	2
1975	CINCINNATI	.211	31	38	4	8	3	0	0	2	4	5	0
1976	PHILLIES	.125	4	8	2	1	0	0	1	2	0	2	0
1977	PHILLIES	.000	2	2	0	0	0	0	0	0	0	1	0
1979	PHILLIES	.200	10	15	0	3	1	0	0	1	0	3	0
1980	PHILLIES	.161	49	62	4	10	1	1	0	5	2	7	0
1981	PHILLIES	.000	11	1	0	0	0	0	0	0	0	1	0
ML	Totals	.161	277	559	37	90	14	1	6	44	29	109	4

THE PLAYERS



#39 KYLE ABBOTT LHP

B-T: L-L

HT: 6-4; WT: 215

AGE: 27

BORN: February 18, 1968, Newburyport, MA

RESIDES: Arlington, TX

ML SERVICE: 1 year, 11 days

HOW OBTAINED: Signed by Phillies as a free agent, 12/6/94.

1994 SEASON: Spent the season with the Kintetsu Buffaloes of the Japanese Pacific League ... Made just 4 starts for the Buffaloes due to nagging injuries: back spasms and a strained groin ... He made more rehabilitation appearances than starts, 6 ... Re-signed with the Phillies after the season, 12/6.

CAREER: Six-year pro ... **1989:** Angels' 1st round pick (9th overall) in June draft ... Struck out 14, 7/18 vs Kenosha ... Led all CAL minor league pitchers with 1.29 strikeouts to innings pitched ratio ... **1990:** Texas League Pitcher of the Week, 7/30-8/5 (7-hitter, 10 SO, 8/1 vs Jackson) ... Led Midland staff in starts (24), tied for most wins (6) ... **1991:** Selected by league managers as Best Pitching Prospect in Pacific Coast League and PCL All-Star left-handed pitcher ... Led PCL in IP (180.1), tied for lead in wins (14), 2nd in strikeouts (120) and 8th in ERA (3.99) ... Threw 9.0 inning 2-hit CG SHO, 7/4 vs Vancouver ... Season-high 11 strikeouts, 5/10 vs Calgary ... Had a perfect game through 7.2 innings, 5/27 vs Tacoma ... Won 7 straight games, 4/24-6/6 ... Recalled to CAL, 9/6 ... ML debut, 9/10 vs TX, striking out first 3 batters faced ... 1st ML win, 9/21 at CHI ... Played winter ball with Caracas ... **1992:** Began season in Phillies rotation ... Struck out a career-high 8 batters, 5/8 vs SD and 5/13 vs SF ... 1st ML hit was an RBI double (Bruce Hurst), 5/8 vs SD ... Optioned to AAA, 5/19, after losing 7 of 8 games started ... Went 4-1, 1.54 ERA with one CG SHO in 5 starts to earn recall, 6/18 ... Won 1st game as a Phillie, 7/18 vs LA, stopping 11-game losing streak ... The win prevented him from tying the NL record for consecutive losses, start of season (12) ... Moved to the bullpen after his 13th loss, 8/8 vs MTL ... Made 12 relief appearances, before making final start 9/30 at NY ... Phillies scored only 26 runs in his 14 losses, 13 while he was still in the game ... **1993:** Spent entire season at AAA Scranton ... Ranked 4th in International League with 173.0 innings, 5th with 27 starts and 62 walks ... His 27 starts, 173 innings and 12 wins set new team records ... Struck out a season-high and team-record for a left-hander, 11, 7/10 at Ottawa.

PERSONAL: Lawrence Kyle Abbott ... Married Kathy Gray (2/2/91) ... 1986 graduate of Mission Viejo High School (CA) where he lettered in basketball, water polo and baseball ... Attended UC San Diego where he was Rookie of the Year in 1987 and team's Most Valuable Player in 1988 ... Also attended Cal State Long Beach University where he made Baseball America's first team All-American in 1989 ... Father, Larry, pitched in Oakland Athletics organization ... Involved in the community and substance control programs ... Hobbies: Reading.

KYLE ABBOTT'S CAREER RECORD

YEAR CLUB	W-L	ERA	G	GS	CG	SHO	SV	IP	H	R	ER	BB	SO
1989 Quad City	5-4	2.57	13	12	0	0	0	73.2	55	26	21	30	95
1990 Midland	6-9	4.14	24	24	2	0	0	128.0	124	75	59	73	91
Edmonton	1-0	14.81	3	3	0	0	0	10.1	26	18	17	4	14
1991 Edmonton	#14-10	3.99	27	27	4	2	0	*180.1	173	84	80	46	120
CALIFORNIA	1-2	4.58	5	3	0	0	0	19.2	22	11	10	13	12
1992 Scranton	4-1	1.54	5	5	1	1	0	35.0	20	6	6	16	34
PHILLIES	1-14	5.13	31	19	0	0	0	133.1	147	80	76	45	88
1993 Scranton	12-10	3.95	27	27	2	0	0	173.0	163	85	76	62	109
1994 Kintetsu	0-0	7.71	4	4	0	0	0	12.0	25	10	10	9	8
AL Totals	1-2	4.58	5	3	0	0	0	19.2	22	11	10	13	12
NL Totals	1-14	5.13	31	19	0	0	0	133.1	147	80	76	45	88
ML Totals	2-16	5.06	36	22	0	0	0	153.0	169	91	86	58	100

* League Leader # Tied for League Lead

MAJOR LEAGUE HITTING TOTALS

	AVG.	AB	H	HR	RBI
1992	.069	29	2	0	2

ABBOTT'S CAREER TRANSACTIONS

- Selected by California Angels in 1st round (9th overall) of June, 1989 draft.
- Traded to Philadelphia with Ruben Amaro (of) December 8, 1991 for Von Hayes (of).
- Released by Philadelphia, November 24, 1993.
- Signed by Kintetsu of the Japanese League for 1994.
- Signed by Philadelphia as a free agent, December 6, 1994.

ABBOTT'S CAREER PITCHING BREAKDOWN

	G	W-L	ERA	IP	ER	SV		G	W-L	ERA	IP	ER	SV
Atlanta	2	0-0	33.75	1.1	5	0	New York	5	0-3	3.49	28.1	11	0
Chicago	4	0-3	8.00	18.0	16	0	Pittsburgh	1	0-1	3.86	7.0	3	0
Cincinnati	3	0-0	2.45	3.2	1	0	St. Louis	2	0-1	4.50	8.0	3	0
Houston	4	0-1	7.56	8.1	7	0	San Diego	2	0-0	3.46	13.0	5	0
Los Angeles	1	1-0	4.76	5.2	3	0	San Francisco	4	0-3	3.60	25.0	10	0
Montreal	3	0-2	6.60	15.0	11	0							
April	4	0-4	5.76	25.0	16	0	Home	18	1-9	5.57	85.2	53	0
May	4	0-3	5.11	24.2	14	0	Road	18	1-7	4.41	67.1	33	0
June	2	0-2	5.40	11.2	7	0	Day	9	0-4	5.06	42.2	24	0
July	6	1-2	3.58	37.2	15	0	Night	27	2-12	5.06	110.1	62	0
August	9	0-2	6.64	20.1	15	0	1st Half	12	0-11	5.40	73.1	44	0
Sept-Oct	11	1-3	5.08	33.2	19	0	2nd Half	24	2-5	4.74	79.2	42	0

ABBOTT'S CAREER STATS BY BALLPARK

	G	W-L	ERA	IP	ER	SV		G	W-L	ERA	IP	ER	SV
Atlanta	1	0-0	9.00	1.0	1	0	Wrigley	3	0-2	8.76	12.1	12	0
Riverfront	2	0-0	3.00	3.0	1	0	Olympic	1	0-0	4.50	2.0	1	0
Astrodome	1	0-0	0.00	0.2	0	0	Shea	3	0-2	3.77	14.1	6	0
Jack Murphy	1	0-0	2.57	7.0	2	0	Veterans	16	1-7	5.64	75.0	47	0
Candlestick	2	0-2	2.77	13.0	4	0	Busch	1	0-1	3.60	5.0	2	0

ABBOTT'S GAME HIGHS

STRIKEOUTS: 8, vs SD, 5/8/92; vs SF, 5/13/92... **LONGEST OUTING:** 7 inn., 7 times, last: vs MTL, 8/8/92... **WINNING STREAK:** 1 game, 1991, 1992... **LOSING STREAK:** 11 games, 1992.



#42 TOBY BORLAND RHP

B-T: R-R

HT: 6-6; WT: 190

AGE: 25, turns 26 on May 29

BORN: May 29, 1969, Quitman, LA

RESIDES: Quitman, LA

ML SERVICE: 58 days

HOW OBTAINED: Phillies 27th pick in June 1987 free agent draft.

1994 SEASON: Began season at AAA Scranton where he went 1-0, 0.69 ERA in April... Made one start, 5/8 at Norfolk, 3 ER in 4.0 IP... Had 12.1 scoreless inning streak, 4/20-5/2... Threw season-high 6 strikeouts, 5/12 at Richmond... After 18 appearances and a 1.80 ERA, was recalled to replace injured Tommy Greene on 5/27... Made ML debut that same day vs HOU... After 3 appearances and 1 earned run, was optioned to Scranton, 6/2... Longest outing was 5.2 innings, 6/5 vs Pawtucket (1H, 0 R, 4 SO)... Recalled a 2nd time for injured Larry Andersen, 6/21, facing the minimum 9 batters in a career-high 3.0 innings vs PIT, and did not return to the minors... Finished with International League-best 9.06 runners per 9.0 innings ratio; 2nd in IL with 10.33 SO per

Toby Borland (continued)

9.0 IP and a .176 opponents average... Named Best Reliever in the IL by Baseball America... Won 1st ML game, 6/26 vs ATL, tying career-high 3.0 IP... Earned 1st ML save, 7/16 vs LA (2.2 IP, 1 BB, 1 SO)... Had a 2.32 ERA in 21 appearances in his 2nd ML stint.

CAREER: Seven-year pro... **1988:** Phillies minor league Pitcher of the Month for August... Won Rolaids Relief Man for Appalachian League... **1990:** Florida State League All-Star... Tied for Clearwater team lead in saves (5)... Led Phillies minor leaguers with a 2.02 ERA... **1991:** Paul Owens Award winner for Best Pitcher in the Phillies minor league system... Pitcher of the Month for April (1-0, 0.00 ERA, 5 saves)... Eastern League All-Star... Set Reading club record with 24 saves... Led Eastern League in Rolaids Relief points (82), games (59) and tied in saves (24)... Led all Phillies minor leaguers with 24 saves... **1992:** Saved only game with Scranton, 5/27 vs Syracuse... Sent to AA Reading, 6/18... Struck out a season-high 5 batters, 7/1 vs Harrisburg, 2.0 innings... Eastern League Player of the Week, 7/12-18, 3 saves in 3 appearances, 4.0 shutout innings, 5 SO... Struck out 14 batters in his final 14.2 innings... **1993:** Began season at Reading where he had a stretch of 9 saves in 10 appearances (5/9-29)... Combined with 3 other pitchers on a no-hitter, 9/4 vs New Britain... Led EL with a 12.41 SO per IP ratio (74 SO in 53.2 IP), finished 4th with a .193 opponents average vs him and tied for 4th with 37 games finished... Promoted to Scranton, 6/11... Earned one save in 26 games at AAA... His 70 appearances were tops among all minor leaguers and his 14 saves were 2nd among all Phillies minor leaguers.

PERSONAL: Toby Shawn Borland... Single... 1986 graduate of Quitman High School (LA) where he played baseball, basketball and ran track... Was an All-State and All-District athlete in baseball and basketball... Played Little League... Hobbies: Hunting, fishing and golf.

TOBY BORLAND'S CAREER RECORD

YEAR CLUB	W-L	ERA	G	GS	CG	SHO	SV	IP	H	R	ER	BB	SO
1988 Martinsville	2-3	4.04	34	0	0	0	12	49.0	42	26	22	29	45
1989 Spartanburg	4-5	2.97	47	0	0	0	9	66.2	62	29	22	35	48
1990 Clearwater	1-2	2.26	44	0	0	0	5	59.2	44	21	15	35	44
Reading	4-1	1.44	14	0	0	0	0	25.0	16	6	4	11	26
1991 Reading	8-3	2.70	59	0	0	0	*24	76.2	68	31	23	56	72
1992 Scranton	0-1	7.24	27	0	0	0	1	27.1	25	23	22	26	25
Reading	2-4	3.43	32	0	0	0	5	42.0	39	23	16	32	45
1993 Reading	2-2	2.52	44	0	0	0	13	53.2	38	17	15	20	74
Scranton	2-4	5.76	26	0	0	0	1	29.2	31	20	19	20	26
1994 Scranton	4-1	1.68	27	1	0	0	4	53.2	36	12	10	21	61
PHILLIES	1-0	2.36	24	0	0	0	1	34.1	31	10	9	14	26
ML Totals	1-0	2.36	24	0	0	0	1	34.1	31	10	9	14	26

* League Leader

MAJOR LEAGUE HITTING TOTALS

	AVG.	AB	H	HR	RBI
1994	.000	3	0	0	1

BORLAND'S CAREER TRANSACTIONS

— Selected by Philadelphia in 27th round of June, 1987 draft.

BORLAND'S 1994 DETAILED PITCHING STATS

	W-L	ERA	G	IP	ER	SV		W-L	ERA	G	IP	ER	SV
HOME	1-0	1.71	14	21.0	4	1	ATL	1-0	1.93	3	4.2	1	0
ROAD	0-0	3.38	10	13.1	5	0	CHI	0-0	0.00	1	1.0	1	0
DAY	1-0	1.13	6	8.0	1	0	FLA	0-0	7.17	3	2.1	2	0
NIGHT	0-0	2.73	18	26.1	8	1	HOU	0-0	5.40	2	1.2	1	0
1ST HALF	1-0	1.50	7	12.0	2	0	LA	0-0	1.17	3	7.2	1	1
2ND HALF	0-0	2.82	17	22.1	7	1	MTL	0-0	0.00	1	1.1	0	0
MAY	0-0	3.38	3	2.2	1	0	NY	0-0	0.00	2	4.0	0	0
JUNE	1-0	0.00	3	6.1	0	0	PIT	0-0	0.00	2	4.2	0	0
JUL	0-0	3.93	14	18.1	8	1	SD	0-0	10.13	3	2.2	3	0
AUG	0-0	0.00	4	7.0	0	0	SF	0-0	2.08	4	4.1	1	0

BORLAND'S CAREER STATS BY BALLPARK

	G	W-L	ERA	IP	ER	SV		G	W-L	ERA	IP	ER	SV
Atlanta	2	0-0	5.40	1.2	1	0	Wrigley	1	0-0	0.00	1.0	0	0
Dodger	1	0-0	3.00	3.0	1	0	Joe Robbie	2	0-0	9.00	2.0	2	0
Jack Murphy	1	0-0	9.00	1.0	1	0	Veterans	14	1-0	1.71	21.0	4	1
Candlestick	2	0-0	0.00	1.2	0	0	Three Rivers	1	0-0	0.00	3.0	0	0

BORLAND'S GAME HIGHS

STRIKEOUTS: 4, at LA, 7/2/94 . . . **LONGEST OUTING:** 3.0 inn., 4 times, last: vs NY, 8/11/94 . . . **WINNING STREAK:** 1 game, 1994 . . . **SCORELESS STREAK:** 7.1 inn., 1994.



#52 RICKY BOTTALICO RHP

(pronounced Bo-TAL-iko)

B-T: L-R

HT: 6-1; WT: 209

AGE: 25, turns 26 on August 26

BORN: August 26, 1969, New Britain, CT

RESIDES: Newington, CT

ML SERVICE: 11 days

HOW OBTAINED: Signed by Phillies as an amateur free agent, 7/21/91.

1994 SEASON: Made 19 relief appearances for AAA Scranton before being sent to AA Reading, 6/2 . . . 1st AAA save came 4/15 at Syracuse (1.0 IP); 1st AAA win came 4/19 at Rochester . . . Went 1-2, 2.93 ERA with 15 saves to earn recall to replace injured Mariano Duncan, 7/28 . . . Made ML debut, 7/29 at ATL (1.0 IP, 2 H, 1 SO) . . . Optioned back to Reading, 8/7, after 3 scoreless appearances . . . Finished with 22 saves at Reading, 2 shy of club record set by Toby Borland in 1991 . . . Finished 2nd in Eastern League with 66 Rolaids Relief points . . . Opponents hit just 189 against him . . . Named club Most Valuable Pitcher . . . Led Phillies minor leagues with 25 combined saves.

CAREER: Four-year pro . . . **1991:** A catcher and pitcher in college, he was signed as a free agent, 7/21, out of a semi-pro league . . . Started for Martinsville (A) and Spartanburg (A) . . . **1992:** Moved to bullpen after starting 11 games and met with success . . . Phillies Pitcher of the Month for July, 0.00 ERA, 7 BB, 22 SO, 22.0 IP, 7 saves . . . Had a streak of 23.1 scoreless innings beginning 7/2 . . . **1993:** Winner of the Paul Owens Award for best pitcher in Phillies minor league system . . . Began season with Clearwater, promoted to Reading 5/14 . . . Combined with 3 others to throw a no-hitter, 9/4 vs New Britain . . . Led the organization with a combined 24 saves . . . Finished 2nd in Eastern League with 60 relief points, tied for 2nd in saves, tied for 4th with 37 games finished and tied for 5th in games . . . Went 2-0, 2.77 ERA, 11 BB, 22 SO in 20 games with Tempe of the Arizona Fall League, finishing 2nd in the league with 8 saves.

PERSONAL: Ricky Paul Bottalico . . . Single . . . 1987 graduate of South Catholic High School (CT), where he played baseball and basketball . . . Attended Florida Southern and Central Connecticut State Universities . . . Played Little League, Babe Ruth and American Legion baseball.

RICKY BOTTALICO'S CAREER RECORD

YEAR	CLUB	W-L	ERA	G	GS	CG	SHO	SV	IP	H	R	ER	BB	SO
1991	Martinsville	3-2	4.09	7	6	2	1	0	33.0	32	20	15	13	38
	Spartanburg	2-0	0.00	2	2	0	0	0	15.0	4	0	0	2	11
1992	Spartanburg	5-10	2.41	42	11	1	0	13	119.2	94	41	32	56	118
1993	Clearwater	1-0	2.75	13	0	0	0	4	19.2	19	6	6	5	19
	Reading	3-3	2.25	49	0	0	0	20	72.0	63	22	18	26	65
1994	Scranton	3-1	8.87	19	0	0	0	3	22.1	32	27	22	22	22
	Reading	2-2	2.53	38	0	0	0	22	42.2	29	13	12	10	51
	PHILLIES	0-0	0.00	3	0	0	0	0	3.0	3	0	0	1	3
ML	Totals	0-0	0.00	3	0	0	0	0	3.0	3	0	0	1	3

BOTTALICO'S CAREER TRANSACTIONS

— Signed by Philadelphia as an amateur free agent, July 21, 1991.

BOTTALICO'S 1994 DETAILED PITCHING STATS

	W-L	ERA	G	IP	ER	SV		W-L	ERA	G	IP	ER	SV
HOME	0-0	0.00	1	1.0	0	0	ATL	0-0	0.00	2	2.0	0	0
ROAD	0-0	0.00	2	2.0	0	0	MTL	0-0	0.00	1	1.0	0	0
DAY	0-0	0.00	2	2.0	0	0							
NIGHT	0-0	0.00	1	1.0	0	0	JULY	0-0	0.00	2	2.0	0	0
2ND HALF	0-0	0.00	3	3.0	0	0	AUG	0-0	0.00	1	1.0	0	0

BOTTALICO'S CAREER STATS BY BALLPARK

	G	W-L	ERA	IP	ER	SV		G	W-L	ERA	IP	ER	SV
Atlanta	2	0-0	0.00	2.0	0	0	Veterans	1	0-0	0.00	1.0	0	0



#3 ROB BUTLER OF

B-T: L-L
HT: 5-11; **WT:** 185
AGE: 24, turns 25 on April 10
BORN: April 10, 1970, East York, ONT
RESIDES: Toronto, ONT
ML SERVICES: 1 year, 37 days
HOW OBTAINED: Acquired from the Toronto Blue Jays for a player to be named later, 12/5/94.

1994 SEASON: Hit .263 in 25 games for Syracuse (AAA) before being recalled to Toronto, 5/8 . . . Spent the rest of the season with the big club, hitting .176 in 41 games for the Blue Jays . . . Best month was August when he hit .273 . . . Had 1st multi-RBI game, 8/7 vs DET . . . Started 15 games in the OF: 7 in LF, 7 in CF and 1 in RF . . . Made 1 errors in 44 total chances . . . Played winter ball for Lara in the Venezuelan League, hitting .320.

CAREER: Four-year pro . . . **1990:** Signed as a free agent by Toronto, 9/24 . . . **1991:** Named Player of the Year in the NY-Penn League with St. Catharines . . . Tied for NYP lead in batting and led league in AB (311), hits (105), TB (152) and extra-base hits (28) . . . Hit safely in 59 of his 76 games . . . Selected TOPPS' NYP Player of the Month for August and earned a spot on the Class A/Rookie All-Star team . . . **1992:** Led all full-season minor leaguers in batting (.358) with Dunedin . . . Ranked 2nd in Florida State League in on-base % (.394) and 3rd in slugging % (.458) . . . Had 20-game hit streak 6/16-7/10 and was chosen FSL Player of the Month for both June and July . . . Fouled a ball off his right foot and did not play after July 20 . . . Named to FSL All-Star team . . . **1993:** Made jump from A to AAA,

starting the season at Syracuse . . . Purchased from AAA, 6/12, after hitting .297 in 40 games . . . Made ML debut 6/12, going 1-4 at DET with a single . . . Hit safely in 8 of his first 9 ML games . . . Tore the ulnar collateral ligament in his left thumb, 6/22 vs NY while stealing 2nd base . . . On DL, 6/23-9/1 . . . Upon return, reached base safely in 8 consecutive plate app., 9/28-29 (5 H, 3 BB) . . . Appeared in 2 games vs PHI in the World Series, going 1-2 with a pinch-single in Game #5 at the Vet . . . **MISC:** Was 6th Canadian-born player to wear a Blue Jays Major League uniform . . . In 1993 was the 1st Canadian to appear in a WS game since Reggie Cleveland pitched for BOS vs CIN in 1975.

PERSONAL: Robert Frank John Butler . . . Single . . . 1988 Graduate of East York Collegiate High School where he played baseball, hockey, volleyball and ran track . . . Played Canadian Youth Baseball . . . Member of the Canadian National Baseball Team that played in the 1988 Seoul Olympics (gave gold medal-winning USA squad their only loss) . . . Hobbies: Basketball, hockey and listening to music.

ROB BUTLER'S CAREER RECORD

YEAR	CLUB	AVG.	G	AB	R	H	2B	3B	HR	RBI	BB	SO	SB	CS
1991	St. Catharines	.338	76	*311	71	*105	16	5	7	45	20	21	33	15
1992	Dunedin	*,358	92	391	67	140	13	7	4	41	22	36	19	14
1993	Syracuse	.284	55	208	30	59	11	2	1	14	15	29	7	5
	TORONTO	.271	17	48	8	13	4	0	0	2	7	12	2	2
1994	Syracuse	.263	25	95	16	25	6	1	1	11	8	12	2	0
	TORONTO	.176	41	74	13	13	0	1	0	5	7	8	0	1
ML	Totals	.213	58	122	21	26	4	1	0	7	14	20	2	3

*League Leader

LEAGUE CHAMPIONSHIP SERIES RECORD

YEAR	CLUB, OPP	AVG.	G	AB	R	H	2B	3B	HR	RBI	BB	SO	SB	CS
1993	TOR, CHI													

(Did Not Appear)

WORLD SERIES RECORD

YEAR	CLUB, OPP	AVG.	G	AB	R	H	2B	3B	HR	RBI	BB	SO	SB	CS
1993	TOR, PHL	.500	2	2	1	1	0	0	0	0	0	0	0	0

BUTLER'S CAREER TRANSACTIONS

- Signed by Toronto Blue Jays as an amateur free agent, September 24, 1990.
- On disabled list with a torn ligament in his left thumb, June 23-September 1, 1993; included rehabilitation assignment to Syracuse, August 13-September 1,
- Traded to Philadelphia, December 5, 1994, for a player to be named later.

BUTLER'S 1994 DETAILED HITTING STATS

	AVG.	AB	H	HR	RBI		AVG.	AB	H	HR	RBI
HOME	.108	37	4	0	3	MAY	.250	8	2	0	0
ROAD	.243	37	9	0	2	JUNE	.100	10	1	0	1
DAY	.286	14	4	0	2	JULY	.156	45	7	0	2
NIGHT	.150	60	9	0	3	AUGUST	.273	11	3	0	2
1ST-HALF	.143	35	5	0	2	LHP	.000	13	0	0	0
2ND HALF	.205	39	8	0	3	RHP	.213	61	13	0	5
PINCH HITTING	.000	4	0	0	0	ON BASE AVG.	.250				
SLUGGING PCT.	.203					SCORING POS.	.143	14	2	0	5

BUTLER'S CAREER BATTING BREAKDOWN

	AVG.	AB	H	HR	RBI		AVG.	AB	H	HR	RBI
May	.250	8	2	0	0	Home	.163	49	8	0	4
June	.220	41	9	0	2	Road	.247	73	18	0	3
July	.156	45	7	0	2	Day	.200	30	6	0	2
August	.273	11	3	0	2	Night	.217	92	20	0	5
Sept-Oct	.294	17	5	0	1	LHP	.167	30	5	0	1
1st Half	.197	66	13	0	3	RHP	.228	92	21	0	6
2nd Half	.232	56	13	0	4						

BUTLER'S GAME HIGHS

HITS: 3, at MTL, 3/29/93 . . . **RUNS:** 1 . . . **DOUBLES:** 1 . . . **TRIPLES:** 1 . . . **RBI:** 2, vs DET, 8/7/94 . . . **STOLEN BASES:** 1 . . . **HITTING STREAK:** 4 games (twice), 1993.

BUTLER'S CAREER FIELDING

	PCT.	G	PO	A	E	TC	DP
Outfield	.974	47	75	0	2	77	0



#50 ANDY CARTER LHP

B-T: L-L
HT: 6-5; **WT:** 220
AGE: 26, turns 27 on November 9
BORN: November 9, 1968, Philadelphia, PA
RESIDES: Erdenheim, PA
ML SERVICE: 86 days
HOW OBTAINED: Phillies 37th pick in June, 1987 draft.

1994 SEASON: Began season with AAA Scranton . . . Had a 1.04 ERA in April . . . Had a 7.2 scoreless inning streak, 4/9-28 . . . After a 1.04 ERA in 8 appearances, contract was purchased by Phillies, 4/29, when Larry Andersen was injured . . . Made ML debut, 5/3 vs SD and was ejected after just .1 inning, because of hitting 2 batters . . . Tied bullpen-high with career-high 5.0 innings and struck out career-high 4, 5/9 at ATL . . . Optioned back to Scranton, 7/23 after 20 relief appearances . . . International League opponents hit just .202 against him . . . Did not allow more than one run in any of 25 relief appearances and allowed more than 2 hits just once, 8/23 vs Syracuse (3).

CAREER: Eight-year pro . . . **1987:** Drafted by Phillies in 37th round . . . Made professional debut with Utica . . . **1988:** Finest year in baseball earning Pitcher of the Month honors for May . . . Threw a no-hitter vs Augusta, 8/18 . . . Selected to the South Atlantic League All-Star team . . . Paul Owens Award winner for Best Pitcher in the Phillies minor league system . . . **1989:** Pitched a career-high 159.1 innings combined with Clearwater and Spartanburg . . . **1990:** Had his worst winning percentage (4-14, 22%) with Clearwater . . . **1991:** Spent full season at AA Reading, going 11-5, his best winning percentage (69%) . . . **1992:** Pitched half of a dual no-hitter, 1-0, victory over Winter Haven, 8/23 . . . **1993:** Was 1-1, 2.82 ERA in 4 starts with Reading before Scranton promotion, 4/30 . . . Pitched more games than ever before, 34, but started just 17 . . . Had a 2.55 ERA in his last 13 relief appearances at Scranton and made one save . . . His combined 4.25 ERA ranked 10th among all Phillies minor league pitchers (min 112 IP).

PERSONAL: Andrew Godfrey Carter . . . Married Elizabeth Kristen Longstreth (2/5/93) . . . 1987 graduate of Springfield High School (Montgomery County, PA), where earned All-League, All-Area honors in baseball and basketball . . . Attended University of Delaware where he was given a basketball scholarship . . . Played Little League, and American Legion baseball . . . Hobbies: Fishing.

ANDY CARTER'S CAREER RECORD

YEAR	CLUB	W-L	ERA	G	GS	CG	SHO	SV	IP	H	R	ER	BB	SO
1987	Utica	0-1	5.65	12	1	0	0	0	28.2	27	25	18	19	19
1988	Spartanburg	11-6	2.30	25	25	4	1	0	156.2	110	55	40	75	99
1989	Clearwater	1-5	4.85	12	12	2	1	0	68.2	73	46	37	32	31
	Spartanburg	6-5	3.28	15	15	1	1	0	90.2	73	38	33	51	72
1990	Clearwater	4-14	4.88	26	26	2	0	0	131.0	121	82	71	69	89
1991	Reading	11-5	4.84	20	20	1	0	0	102.1	86	57	55	57	64
1992	Reading	0-0	9.24	7	6	0	0	0	25.1	37	28	26	15	17
	Clearwater	3-4	1.86	16	13	1	1	0	87.0	60	30	18	13	68
1993	Reading	1-1	2.82	4	4	0	0	0	22.1	15	8	7	12	16
	Scranton	7-7	4.54	30	13	0	0	1	109.0	104	59	55	35	68
1994	Scranton	1-0	2.61	25	0	0	0	2	31.0	22	10	9	13	27
	PHILLIES	0-2	4.46	20	0	0	0	0	34.1	34	18	17	12	18
ML	Totals	0-2	4.46	20	0	0	0	0	34.1	34	18	17	12	18

CARTER'S CAREER TRANSACTIONS

- Selected by Philadelphia in 37th round of June, 1987 draft.

MAJOR LEAGUE HITTING TOTALS

	AVG.	AB	H	HR	RBI
1994	.000	6	0	0	0

CARTER'S 1994 DETAILED PITCHING STATS

	W-L	ERA	G	IP	ER	SV		W-L	ERA	G	IP	ER	SV
HOME	0-1	4.05	9	13.1	6	0	ATL	0-1	4.26	3	6.1	3	0
ROAD	0-1	4.71	11	21.0	11	0	CHI	0-0	0.00	2	4.0	0	0
DAY	0-0	2.25	3	4.0	1	0	FLA	0-0	7.71	2	2.1	2	0
NIGHT	0-2	4.75	17	30.1	16	0	HOU	0-1	4.50	2	2.0	1	0
1ST HALF	0-2	5.33	16	25.1	15	0	LA	0-0	54.00	1	1.0	6	0
2ND HALF	0-0	2.00	4	9.0	2	0	MTL	0-0	0.00	2	6.0	0	0
							NY	0-0	6.75	1	1.1	1	0
MAY	0-2	3.18	11	17.0	6	0	STL	0-0	9.00	2	2.0	2	0
JUNE	0-0	3.68	4	7.1	3	0	SD	0-0	2.70	3	3.1	1	0
JULY	0-0	7.20	5	10.0	8	0	SF	0-0	1.50	2	6.0	1	0

CARTER'S CAREER STATS BY BALLPARK

	G	W-L	ERA	IP	ER	SV		G	W-L	ERA	IP	ER	SV
Atlanta	2	0-1	3.18	5.2	2	0	Wrigley	2	0-0	0.00	4.0	0	0
Astrodome	1	0-0	0.00	1.1	0	0	Joe Robbie	2	0-0	7.71	2.1	2	0
Dodger	1	0-0	54.00	1.0	6	0	Olympic	1	0-0	0.00	4.0	0	0
Jack Murphy	1	0-0	4.50	2.0	1	0	Veterans	9	0-1	4.05	13.1	6	0
							Busch	1	0-0	0.00	.2	0	0

CARTER'S GAME HIGHS

STRIKEOUTS: 4, at ATL, 5/9/94; at SD, 7/5/94 . . . **LONGEST OUTING:** 5.0 inn., at ATL 5/9/94 . . . **LOSING STREAK:** 2 games, 1994 . . . **SCORELESS STREAK:** 5.1 inn., 1994.



#10 DARREN DAULTON C

B-T: L-R

HT: 6-2; WT: 200

AGE: 33

BORN: January 3, 1962, Arkansas City, KS

RESIDES: Safety Harbor, FL

ML SERVICE: 9 years, 139 days

HOW OBTAINED: Phillies 25th pick in June, 1980 draft.

CONTRACT STATUS: Signed a three-year contract 10/31/90 and a four-year extension through 1997, with a club option for 1998, 3/30/93.

1994 SEASON: Hit his 100th career home run, 4/7 at COL . . . Tied career-high 4 runs, 4/13 vs COL and 6/26 vs ATL . . . Tied Phillies-best 4 hits, 5/18 at MTL . . . Was among NL leaders with 56 RBI, a 4.6 AB-per-RBI ratio and led Phils in games when foul tip off Jeff Conine's bat fractured his right clavicle, 6/28 vs FLA . . . Injury ended his season and prevented him from being named to NL All-Star team . . . Started 67 of first 76 games; missed final 39 due to injury . . . Hit in 7 of final 9 games, .457, 11 RBI . . . Hit .325 with runners in scoring position . . . Threw out 27% (22-83) of runners attempting to steal . . . Despite injury, led team in HR and RBI . . . His 114 career homers rank 13th on the Phils all-time list, 2 behind Stan Lopata and 3 behind Gavy Cravath.

CAREER: 15-year pro . . . **1980:** Phillies 25th pick in June draft . . . **1983:** Named to Eastern League All-Star Team and catcher on Topps Double-A All-Star Team . . . 1st ML hit was single 10/1 vs PIT (off Cecilio Guante) . . . **1984:** Hampered most of season by an injury to the right shoulder that involved both tendonitis and an irritated nerve . . . **1985:** Missed half of season with a strained right shoulder . . . Hit 1st ML homer, 8/13 at NY (off Rick Aguilera) . . . **1986:** Started season as regular catcher but suffered a season-ending injury 8/21 when Mike Heath slid into his left knee at home plate . . . Underwent surgery 4 days later for repair of mid-substance tear in the cruciate ligament . . . At time of injury he ranked among NL leaders in walks and HR-per-AB and led ML with the best ratio of walks-per-plate appearances . . . Underwent arthroscopic surgery on his left knee, 12/22, to remove adhesions . . . **1987:** Began season on DL as he continued knee rehabilitation . . . Made a remarkable comeback, returning to action in just 11 months . . . Capped comeback with storybook ending when he hit 3-run home run in his 1st game back, 5/24 vs SF . . . **1988:** Missed final month of season when he broke his right hand 8/27 punching the wall in the team video room . . . **1989:** Started season by becoming 1st Phillies catcher in 27 years to homer on opening day 4/4 at CHI (off Rick Sutcliffe) . . . Had career-high 5 hits 9/20 at CHI . . . **1990:** Led all NL catchers in games, walks, runs, doubles, on-base-percentage (.367), assists (70) and was tied for lead in HR and doubleplays (10) . . . Threw out 39% of runners attempting to steal (39-of-99) . . . Had career-high 9-game hit streak (4/21-5/2) . . . Scored career-high 4 runs 8/1 vs STL . . . 72 walks ranked 10th in NL . . . **1991:** 3rd ranked NL catcher for 2nd year in a row . . . On the DL 5/6 after injuring his left eye in a car accident . . . Returned 5/21, but was placed back on 5/28 experiencing stiffness from the accident . . . Returned 6/18 after 3 days on rehab in Scranton . . . Missed a total of 63 games . . . Hit 1st career grand slam with career-high 5 RBI, 7/15 vs LA . . . Played last game 9/6 at HOU, underwent surgery on left knee 9/10 to remove bone chips . . . **1992:** Led NL with 109 RBI becoming 4th catcher in ML history to win RBI title (Campanella, 1953; Bench, 1970, '72, '74 and Carter, 1984) and 1st Phillie since Mike Schmidt (1986) . . . 1st NL player to win RBI title with less than 500 AB (Babe Ruth, 3 times; Roger Maris, once) . . . Most RBI for Phillies left-handed hitter since Chuck Klein (120 in 1933) . . . Finished tied for NL lead with 2 grand slams, tied for 3rd in HR, 4th in slugging % (.524), 6th in walks, tied for 6th in on-base % (.385) and 7th in extra-base hits (64) . . . Selected to 1st All-Star game . . . Hit .299 with runners in scoring position . . . Threw out 35.8% of runners attempting to steal . . . Hit 7 HR over 7 starts with 15 RBI, 6/3-12 . . . Became 1st Phillie catcher to reach double figures in SB since 1927 when Jimmy Wilson had 13 . . . Member of ML All-Star team that toured Japan in November . . . **1993:** Led the team in RBI for 2nd straight season . . . Became 1st left-handed Phillie to have consecutive 100 RBI seasons since Johnny Callison had 104 and 101 in 1964 and 1965 . . . Hardest player in the NL to double up (twice in 510 AB); finished tied for 2nd grand slams (2), 3rd in walks,

tied for 4th in RBI/AB ratio (4.9), 6th in RBI, tied for 8th in IBB (12), lled for 9th in extra-base hits (63), 10th in on-base % (.392), and 10th in HR/AB ratio (21.3) ... 1st Phillie catcher to reach 100 walks in a season ... Had 4 two-HR games; most since Mike Schmidt had 5 in 1983 ... Had a career-high 6 RBI, 7/28 vs STL ... Elected starting catcher for 1st time in 2nd All-Star appearance ... Threw out 33% (43 of 129) of runners attempting to steal ... Started 143 of 162 games ... Hit .263 in the NLCS vs ATL including a 9th inning solo HR in Game 5, 10/11 ... Knocked in game-winning run with 2 RBI double in Game 6 of the NLCS, 10/13 ... Had a 2-run HR, 3 RBI in 15-14 loss in Game 4 of the WS vs TOR.

PERSONAL: Darren Arthur Daulton ... Single; one son, Zachary Ryan (5/17/90) ... 1980 graduate of Arkansas City (KS) High School where he played football, baseball and wrestling ... Attended Cowley County (KS) Community College ... Played Little League, American Legion and Semi-Pro baseball ... Donated \$100 per RBI to the Philadelphia Committee for the Homeless in 1993 (\$10,500) and 1994 (\$5,600); plans to continue his efforts in 1995 ... Hobbies: Hunting and fishing.

DAULTON'S DEFENSIVE BREAKDOWN

YEAR	ATT	CS	SB	PCT
1983	1	0	1	0
1985	35	10	25	29%
1986	72	20	52	28%
1987	42	9	33	21%
1988	48	9	39	19%
1989	117	39	78	33%
1990	99	39	60	39%
1991	102	18	84	18%
1992	138	49	89	36%
1993	129	43	86	33%
1994	63	22	61	27%
Totals	866	258	608	30%

DARREN DAULTON'S CAREER RECORD

YEAR	CLUB	AVG.	G	AB	R	H	2B	3B	HR	RBI	BB	SO	SB	CS
1980	Helena	.200	37	100	13	20	2	1	1	10	23	29	5	0
1981	Spartanburg	.230	98	270	44	62	11	1	3	29	56	35	14	5
1982	Peninsula	.241	110	324	65	78	21	2	11	44	89	51	17	6
1983	Reading	.262	113	362	77	95	16	4	19	83	106	87	28	11
	PHILLIES	.333	2	3	1	1	0	0	0	0	1	1	0	0
1984	Portland	.298	80	252	45	75	19	4	7	38	57	49	3	3
1985	Portland	.308	6	13	4	4	0	2	0	2	8	3	2	0
	Portland-a	.294	17	51	9	15	5	1	2	8	8	10	4	1
	PHILLIES	.204	36	103	14	21	3	1	4	11	16	37	3	0
1986	PHILLIES	.225	49	138	18	31	4	0	8	21	38	41	2	3
1987	Clearwater	.227	9	22	1	5	3	0	1	5	4	3	0	0
	Maine	.214	20	70	9	15	1	1	3	10	16	15	5	1
	PHILLIES	.194	53	129	10	25	6	0	3	13	16	37	0	0
1988	PHILLIES	.208	58	144	13	30	6	0	1	12	17	26	2	1
1989	PHILLIES	.201	131	368	29	74	12	2	8	44	52	58	2	1
1990	PHILLIES	.268	143	459	62	123	30	1	12	57	72	72	7	1
1991	PHILLIES	.196	89	285	36	56	12	0	12	42	41	66	5	0
	Scranton-a	.222	2	9	1	2	0	0	1	1	0	0	0	0
	Reading-a	.250	1	4	0	1	0	0	0	0	1	0	0	0
1992	PHILLIES	.270	145	485	80	131	32	5	27	*109	88	103	11	2
1993	PHILLIES	.257	147	510	90	131	35	4	24	105	117	111	5	0
1994	PHILLIES	.300	69	257	43	77	17	1	15	56	33	43	4	1
ML Totals		.243	922	2881	396	700	157	14	114	470	491	595	41	9

*League Leader a-Rehabilitation Assignment

LEAGUE CHAMPIONSHIP SERIES RECORD

YEAR	CLUB,OPP	AVG.	G	AB	R	H	2B	3B	HR	RBI	BB	SO	SB	CS
1993	PHI,ATL	.263	6	19	2	5	1	0	1	3	6	3	0	0

WORLD SERIES RECORD

YEAR	CLUB,OPP	AVG.	G	AB	R	H	2B	3B	HR	RBI	BB	SO	SB	CS
1993	PHI,TOR	.217	6	23	4	5	2	0	1	4	4	5	0	0

ALL-STAR GAME RECORD

YEAR	CLUB	SITE	AVG.	G	AB	R	H	2B	3B	HR	RBI	BB	SO	SB	CS
1992	NL	SD	.000	1	3	1	0	0	0	0	0	0	0	0	0
1993	NL	BAL	.000	1	3	0	0	0	0	0	0	0	1	0	0
ASG Totals			.000	2	6	1	0	0	0	0	0	0	1	0	0

DAULTON'S CAREER TRANSACTIONS

- Selected by Philadelphia in 25th round of June, 1980 draft.
- On disabled list with strained right shoulder, May 17-August 9, 1985; included rehabilitation assignment to Portland, July 20-August 8.
- On disabled list with surgery to repair cruciate ligament, left knee, June 22-October 6, 1986.
- On disabled list, left knee, April 1-16, 1987.
- On disabled list with broken right hand, August 28-October 3, 1988.
- Re-signed by Philadelphia as a free agent, October 31, 1990.
- On disabled list with broken left eye socket and bruises, May 6-21, 1991.
- On disabled list with stiffness in neck and upper back, May 28-June 18, 1991; included rehabilitation assignment to Scranton, June 15-18.
- On disabled list with fractured right clavicle, June 29, 1994 through remainder of season.

DAULTON'S 1994 DETAILED HITTING STATS

	AVG.	AB	H	HR	RBI		AVG.	AB	H	HR	RBI
HOME	.305	128	39	7	25	ATL	.250	16	4	2	5
ROAD	.295	129	38	8	31	CHI	.273	22	6	1	3
DAY	.323	62	20	7	20	CIN	.357	14	5	2	4
NIGHT	.292	195	57	8	36	COL	.409	22	9	3	10
1ST-HALF	.300	257	77	15	56	FLA	.286	21	6	1	8
						HOU	.261	23	6	1	3
LHP	.289	90	26	4	18	LA	.250	16	4	0	0
RHP	.305	167	51	11	38	MTL	.500	18	9	1	5
APRIL	.316	76	24	6	20	NY	.208	24	5	1	3
MAY	.260	96	25	6	17	PIT	.316	19	6	0	1
JUNE	.329	85	28	3	19	STL	.321	28	9	2	7
						SD	.188	16	3	0	2
						SF	.278	18	5	1	5
PINCH HITTING	.000	1	0	0	0	ON BASE AVG.	.380				
SLUGGING PCT.	.549					SCORING POS.	.325	80	26	5	42

DAULTON'S CAREER BATTING BREAKDOWN

	AVG.	AB	H	HR	RBI		AVG.	AB	H	HR	RBI
Atlanta	.233	219	51	9	34	Montreal	.248	307	76	11	46
Chicago	.287	307	88	16	59	New York	.244	275	67	11	47
Cincinnati	.257	179	46	9	36	Pittsburgh	.225	271	61	7	39
Colorado	.294	68	20	6	21	St. Louis	.262	302	79	13	52
Florida	.238	63	15	4	21	San Diego	.201	214	43	5	20
Houston	.229	218	50	9	34	San Francisco	.237	228	54	8	34
Los Angeles	.217	230	50	6	27						
April	.251	423	106	22	85	Home	.249	1405	350	54	235
May	.234	496	116	21	84	Road	.237	1476	350	60	235
June	.250	521	130	19	93	Day	.243	773	188	38	129
July	.224	486	109	19	74	Night	.243	2108	512	76	341
August	.240	504	121	23	69	LHP	.228	802	183	27	115
Sept-Oct	.262	451	118	10	65	RHP	.249	2079	517	87	355
1st Half	.244	1535	375	67	275	2nd Half	.241	1346	325	47	195

DAULTON'S CAREER STATS BY BALLPARK

	AVG.	AB	H	HR	RBI		AVG.	AB	H	HR	RBI
Atlanta	.222	117	26	5	22	Wrigley	.288	163	47	11	35
Riverfront	.255	102	26	5	19	Joe Robbie	.323	31	10	4	15
Mile High	.306	36	11	4	11	Olympic	.290	155	45	8	26
Astrodome	.215	93	20	4	15	Shea	.220	168	37	5	25
Dodger	.223	112	25	4	16	Veterans	.249	1405	350	54	235
Jack Murphy	.179	112	20	2	9	Three Rivers	.220	127	28	2	15
Candlestick	.191	115	22	3	9	Busch	.228	145	33	3	18

DAULTON'S CAREER FIELDING

	PCT.	G	PO	A	E	TC	DP	PB
Catcher	.988	870	4786	400	62	5248	68	55
1st Base	1.000	2	19	1	0	21	2	-

DAULTON'S GAME HIGHS

HITS: 5, at CHI, 9/20/89 . . . **RUNS:** 4, vs STL, 8/1/90; at COL, 5/30/93; vs COL, 4/13/94; vs ATL, 6/26/94 . . . **DOUBLES:** 2, last time: vs HOU, 6/7/93 . . . **TRIPLES:** 1 . . . **HOME RUNS:** 2, 8 times, last: at FLA, 8/7/93 . . . **RBI:** 6, vs STL, 7/28/93 . . . **STOLEN BASES:** 1 . . . **HITTING STREAK:** 12 games, 1992 . . . **GRAND SLAMS:** vs LA, 7/15/91; vs NY, 7/28/92; at MTL, 9/21/92; vs PIT, 5/10/93; vs STL, 7/28/93.



#4 LENNY DYKSTRA CF

B-T: L-L

HT: 5-10; WT: 190

AGE: 32

BORN: February 10, 1963 in Santa Ana, CA

RESIDES: Philadelphia, PA

ML SERVICE: 9 years, 75 days

HOW OBTAINED: Acquired from NY Mets with Roger McDowell and Tom Edens for Juan Samuel, 6/18/89.

CONTRACT STATUS: Signed a four year contract extension, 12/30/93, with a club option for 1999.

1994 SEASON: Finished tied for 3rd in the NL in walks (68), despite missing 30 games while on the DL (6/18-7/23) after undergoing surgery for appendicitis . . . Ranked 8th in NL with .404 on-base-pct. . . Voted All-Star starter for 2nd time in career, but did not play due to injury . . . Led Phillies in runs (68), on-base-pct., walks, steals (15), doubles (26) and was tied for the lead in triples (5) . . . Tied career-high 4 hits, 5/13 vs PIT . . . Scored at least one run in 10 straight games, 4/18-29 (14 runs in that span) . . . Hit safely in 7 straight AB, 5/1-3 . . . Shared NL Player of the Month honors for May with Mike Piazza (.392, 26 R, 40 H, 12 RBI, 23 BB) and was NL Co-Player of the Week with Fred McGriff, 5/9-15 (.444, 9 R, 12 H, 6 BB, 5 RBI) . . . Hit 3 leadoff HR, giving him 18 in his career and 11 as a Phillie (2nd all-time) . . . Ranks 8th all-time on Phils' SB list (156).

CAREER: 14-year pro . . . **1981:** NY Mets 12th pick in the June draft . . . **1983:** Carolina League MVP, setting league record with 105 steals . . . **1984:** Led Texas league in runs scored, becoming 1st player in Jackson franchise's history to score 100 runs . . . **1985:** Went back and forth between NY and Tidewater 3 times . . . 1st ML hit was a 2-run homer, 5/3 at CIN (Mario Soto) . . . **1986:** Mets leading hitter in NLCS vs HOU, .304 (hit .300 overall in NLCS and WS) . . . In pennant-winning 6th game of NLCS, hit pinch-triple off Bob Knepper to lead off 9th inning, to ignite a 3-run rally to tie game; then his RBI single capped the decisive 3-run 16th inning . . . Had 4 hits in Game 3 of the WS vs BOS, including 14th leadoff homer in WS history . . . **1987:** Hit 37 doubles to tie NY club record . . . Also connected for a career-high 10 HR . . . Hit 1st official HR (2-run) at night at Wrigley Field, 8/9 (Mike Bielecki) . . . **1988:** Hit safely in all 4 games he started in the NLCS vs LA (.429, 1 HR, 3 RBI) . . . **1989:** Traded to Phillies, 6/18 . . . Became Phils regular centerfielder and leadoff hitter . . . Hit over .300 in 1st month as a Phillie (including a 14-game hit streak) . . . Finished among NL leaders in steals and doubles . . . **1990:** Led NL in on-base-pct (.418), tied for lead in hits, 4th in batting and walks, 5th in runs, and 7th in doubles . . . Also set career-highs in steals, RBI and total bases . . . 23-game hit streak (5/15-6/10) was NL's best . . . Held or shared NL's batting lead, 5/12-9/15 . . . Hit better than .400 as late as 6/11 . . . Made 1st All-Star team as the starting centerfielder . . . Hit .427 with runners in scoring position . . . Hit safely in 33 of 34 games (.454), 5/2-8/10 . . . Hit 1st career inside-the-park HR 7/24 vs NY (David Cone) . . . Was a member of the 26-man ML All-Star team that toured Japan in November (hit .294) . . . **1991:** Season interrupted by 2 lengthy stints on DL (entered '91 season with no ML DL time) . . . Among NL leaders in runs, hits, doubles, steals, walks and on-base-percentage when involved in car accident, 5/6, suffering broken ribs, a broken cheekbone and a broken collarbone . . . Returned to action 7/15 after missing 61 games and led Phils to a 25-13 record before rebreaking collarbone running into outfield wall, 8/26 at CIN, to end season . . . Missed a total of 99 games due to injuries . . . Led club with 24 steals in just 63 games (.857 stolen base %, led NL) . . . Hit .294 from the leadoff spot . . . Phils were 36-27 with him in the lineup . . . **1992:** Injuries shortened his season for 2nd straight year, landing him on the DL on 3 separate occasions . . . Suffered fracture of styloid bone in his left arm on Opening Day, 4/7 vs CHI when hit by a Greg Maddux pitch; on DL 4/8-23 . . . His average fell to .148 on 5/9 . . . Returned to DL with strained right hamstring, 6/29-7/16 . . . Hit .330 in 72 games after 5/9, before season-ending injury, 8/15 at NY (fractured left hand diving into first base) . . . Hit over .300 for 2nd time in his career while reaching 30 steals for the 5th time . . . Stole his 200th career base, 6/2 at ATL . . . Hit .322 vs lefties . . . Led club at .368 with runners in scoring position . . . **1993:** Had an MVP-caliber season, scoring a ML-leading 143 runs, most in NL since Chuck Klein's 152 in 1932 . . . Became 1st player in NL history to lead league in walks and at-bats in the same season; was 1st NL player to reach base 300 times in a season since Tony Gwynn in '87 and just the 3rd since 1958 (Pete Rose did it 5 times) . . . Led NL in runs, walks, at-bats and hits, was 2nd in doubles, and 3rd in on-base-pct. (.420) . . . Phils were 69-28 when he scored, 34-2 when he scored at least twice . . . 129 walks set new club record . . . Reached career-highs in 9 categories, including HR, hits, doubles, RBI and steals . . . Set club World Series records for HR (4), RBI (8) and runs (9) and tied overall postseason mark with 6 HR, including 10th-inning game-winner at ATL in Game #5 of the NLCS, 10/11 . . . Finished 2nd in NL MVP Award voting . . . Selected to the Sporting News NL All-Star Team and NL Silver Slugger Team . . . Named Pro Athlete of the Year by Philadelphia Sportswriters . . . **MISC:** Over the past 4 seasons the Phils are 212-180 with him in the lineup, 85-123 without him.

PERSONAL: Leonard Kyle Dykstra . . . Married Terri Peel; two sons, Gavin (12/13/80) and Cutter (6/29/89) . . . 1981 graduate of Garden Grove (CA) High School where he played football and baseball . . . An uncle (Tony Leswick) and grandfather (Pete Leswick) played in the National Hockey League . . . Launched the *Lenny Dykstra Foundation* to aid chronically ill and underprivileged children in Philadelphia in 1994; additionally donated \$25,000 to the City of Phila. Department of Recreation . . . Hobbies: Golf.

LENNY DYKSTRA'S CAREER RECORD

YEAR	CLUB	AVG.	G	AB	R	H	2B	3B	HR	RBI	BB	SO	SB	CS
1981	Shelby	.261	48	157	34	41	7	2	0	18	37	31	15	5
1982	Shelby	.291	120	413	95	120	13	7	3	38	95	40	77	11
1983	Lynchburg	.358	#136	*525	*132	*188	24	*14	8	81	*107	35	*105	*23
1984	Jackson	.275	131	501	*100	138	25	7	6	52	73	45	53	17
1985	Tidewater	.310	58	229	44	71	8	6	1	25	31	20	26	6
	NEW YORK (NL)	.254	83	236	40	60	9	3	1	19	30	24	15	2
1986	NEW YORK (NL)	.295	147	431	77	127	27	7	8	45	58	55	31	7
1987	NEW YORK (NL)	.285	132	431	86	123	37	3	10	43	40	67	27	7
1988	NEW YORK (NL)	.270	126	429	57	116	19	3	8	33	30	43	30	8
1989	NEW YORK (NL)	.270	56	159	27	43	12	1	3	13	23	15	13	1
	PHILLIES	.222	90	352	39	78	20	3	4	19	37	38	17	11
	NYN-PHL	.237	146	511	66	121	32	4	7	32	60	53	30	12
1990	PHILLIES	.325	149	590	106	#192	35	3	9	80	89	48	33	5
1991	PHILLIES	.297	63	246	48	73	13	5	3	12	37	20	24	4
1992	PHILLIES	.301	85	345	53	104	18	0	6	39	40	32	30	5
1993	PHILLIES	.305	161	*637	*143	*194	44	6	19	66	*129	64	37	12
1994	PHILLIES	.273	84	315	68	86	26	5	5	24	68	44	15	4
	Scranton-a	.286	3	7	1	2	1	0	0	0	0	0	0	0
ML Totals		.287	1176	4171	744	1196	260	39	76	373	581	450	272	66

* League Leader #Tied for League Lead a- Rehabilitation Assignment

LEAGUE CHAMPIONSHIP SERIES RECORD

YEAR	CLUB	OPP	AVG.	G	AB	R	H	2B	3B	HR	RBI	BB	SO	SB	CS
1986	NY (NL)	HOU	.304	6	23	3	7	1	1	1	3	2	4	1	0
1988	NY (NL)	LA	.429	7	14	6	6	3	0	1	3	4	0	0	0
1993	PHI	ATL	.280	6	25	5	7	1	0	2	2	5	8	0	0
LCS Totals			.323	19	62	14	20	5	1	4	8	11	12	1	0

WORLD SERIES RECORD

YEAR	CLUB	OPP	AVG.	G	AB	R	H	2B	3B	HR	RBI	BB	SO	SB	CS
1986	NY (NL)	BOS	.296	7	27	4	8	0	0	2	3	2	7	0	0
1993	PHI	TOR	.348	6	23	9	8	1	0	4	8	7	4	4	0
WS Totals			.320	13	50	13	16	1	0	6	11	9	11	4	0

ALL-STAR GAME RECORD

YEAR	CLUB	SITE	AVG.	G	AB	R	H	2B	3B	HR	RBI	BB	SO	SB	CS
1990	NL	CHI (NL)	.250	1	4	0	1	0	0	0	0	0	0	0	0
1994	NL	PIT (NL)													

INJURED - DID NOT PLAY

DYKSTRA'S CAREER TRANSACTIONS

- Selected by New York Mets in 12th round of June, 1981 draft.
- Traded to Philadelphia with Roger McDowell (rhp) and Tom Edens (rhp), June 18, 1989, for Juan Samuel (of).
- On disabled list with broken ribs, broken right collarbone and broken right cheekbone, May 6-July 15, 1991.
- On disabled list with broken right collarbone, August 27, 1991 through remainder of season.
- On disabled list with fractured left ulner styloid bone, April 8-23, 1992.
- On disabled list with strained right hamstring, June 29-July 16, 1992.
- On disabled list with fractured left hand, August 16, 1992 through remainder of season.
- On disabled list with appendicitis, June 18-July 22, 1994; included rehabilitation assignment to Scranton, July 19-23.

DYKSTRA'S 1994 DETAILED HITTING STATS

	AVG.	AB	H	HR	RBI		AVG.	AB	H	HR	RBI
HOME	.291	165	48	3	13	ATL	.240	25	6	0	4
ROAD	.253	150	38	2	11	CHI	.125	24	3	0	0
DAY	.207	82	17	3	5	CIN	.200	25	5	0	2
NIGHT	.296	233	69	2	19	COL	.200	25	5	1	2
1ST HALF	.296	250	74	5	20	FLA	.182	22	4	0	1
2ND HALF	.185	85	12	0	4	HOU	.286	21	6	0	1
LHP	.231	91	21	1	6	LA	.176	17	3	0	0
RHP	.290	224	65	4	18	MTL	.185	27	5	0	1
1ST HALF	.296	250	74	5	20	NY	.324	34	11	1	3
2ND HALF	.185	85	12	0	4	PIT	.435	23	10	1	3
APRIL	.226	93	21	2	5	STL	.414	29	12	0	3
MAY	.392	102	40	3	12	SD	.370	27	10	0	2
JUNE	.236	55	13	0	3	SF	.375	16	6	2	2
JULY	.192	26	5	0	4						
AUG	.179	39	7	0	0						
PINCH HITTING	1.000	1	1	0	0	ON BASE AVG.	.404				
SLUGGING PCT.	.435					SCORING POS.	.233	60	14	1	18

DYKSTRA'S CAREER BATTING BREAKDOWN

	AVG.	AB	H	HR	RBI		AVG.	AB	H	HR	RBI
Atlanta	.306	320	98	5	42	Montreal	.250	456	114	11	45
Chicago	.285	481	137	15	56	New York	.289	242	70	3	19
Cincinnati	.246	313	77	5	21	Philadelphia	.362	127	46	3	11
Colorado	.316	76	24	3	11	Pittsburgh	.286	413	118	2	25
Florida	.275	69	19	2	4	St. Louis	.291	416	121	6	38
Houston	.354	319	113	5	28	San Diego	.247	332	82	4	21
Los Angeles	.318	286	91	5	25	San Francisco	.268	321	86	7	27
April	.279	562	157	14	47	Home	.295	2033	599	48	191
May	.312	735	229	13	66	Road	.279	2138	597	28	182
June	.313	691	216	11	58	Day	.284	1301	369	28	109
July	.302	786	237	13	80	Night	.288	2870	827	48	264
August	.251	846	212	15	61	LHP	.268	1208	324	12	104
Sept-Oct	.263	551	145	10	61	RHP	.294	2963	872	64	269
1st Half	.303	2180	660	41	194	2nd Half	.269	1991	536	35	179

DYKSTRA'S CAREER STATS BY BALLPARK

	AVG.	AB	H	HR	RBI		AVG.	AB	H	HR	RBI
Atlanta	.285	193	55	0	20	Wrigley	.287	254	73	6	21
Riverfront	.283	166	47	2	13	Joe Robbie	.174	46	8	0	1
Mile High	.436	39	17	3	14	Olympic	.272	232	63	6	26
Astrodome	.301	173	52	1	14	Shea	.278	910	253	16	86
Dodger	.338	130	44	1	10	Veterans	.304	1299	395	35	126
Jack Murphy	.228	158	36	2	6	Three Rivers	.278	187	52	1	14
Candlestick	.250	160	40	2	12	Busch	.272	224	61	1	17

DYKSTRA'S CAREER FIELDING

	PCT.	G	PO	A	E	TC	DP
Outfield	.987	1121	2852	53	39	2944	16

DYKSTRA'S GAME HIGHS

HITS: 4, 15 times, last: vs PIT, 5/13/94 ... **RUNS:** 4, vs HOU, 7/27/85; vs PIT, 5/13/94 ... **DOUBLES:** 3, vs MTL, 5/23/93; vs SD, 5/2/94 ... **TRIPLES:** 2, at PIT, 8/14/91 ... **HOME RUNS:** 2, vs LA (both off Bob Welch), 5/23/87; vs CHI, 9/9/93 ... **RBI:** 5, vs CHI, 9/9/93 ... **STOLEN BASES:** 3, 3 times, last: vs CHI, 4/10/93 ... **HITTING STREAK:** 23 games, 1990 ... **GRAND SLAMS:** vs. MTL, 9/16/87 ... **INSIDE THE PARK HR:** vs NY, 7/24/90 .



#59 TOMMY EASON C

B-T: R-R

HT: 6-0; WT: 210

AGE: 24, turns 25 on July 8

BORN: July 8, 1970, Kinston, NC

RESIDES: Greenville, NC

HOW OBTAINED: Phillies 6th pick in June, 1991 draft.

1994 SEASON: Began the season with Clearwater (A) . . . Hit .533 (8-15) in a 4-game stretch, 5/28-31 . . . Hit .306 in 50 games, mainly at first base, to earn promotion to Reading (A), 6/15 . . . Appeared in 41 games, 33 as catcher . . . Had a club-longest 14-game hit streak, 6/24-7/10, .370 (20-54), 11 R, 5 RBI . . . Had a season-high 3 hits, 6/28 at New Britain . . . Had season-best 4-RBI, 7/22 vs Canton; hit 2 HR in that game . . . Threw out 33% of runners attempting to steal (19-57) . . . Had a pinch-RBI single, 8/15, to defeat New Haven, 2-1, in his final game of the season . . . Had exploratory surgery on his right knee, 8/16, revealing an incomplete tear of the lateral meniscus and synovitis . . . Played for Peoria Javelinas of Arizona Fall League, .317, 20 G, 3 HR, 9 RBI.

CAREER: Four-year pro . . . **1991:** First professional season, hit .314 for Batavia to earn promotion to Spartanburg . . . **1992:** South Atlantic League All-Star (in and post seasons) . . . Led team with .298 average . . . Caught career-high 70 games . . . **1993:** On Spartanburg roster, but missed entire season with medial collateral ligament, bone chips and ulner nerve problems in his right elbow.

PERSONAL: Samuel Thomas Eason . . . Single . . . 1988 graduate of Greene Central High School (Snow Hill, NC), where he played football and baseball . . . Attended East Carolina University . . . Played Little League, Babe Ruth, American League and Cape Cod baseball . . . Hobbies: Hunting, fishing and golf.

TOMMY EASON'S CAREER RECORD

YEAR	CLUB	AVG.	G	AB	R	H	2B	3B	HR	RBI	BB	SO	SB	CS
1991	Batavia	.314	15	51	8	16	3	0	1	4	8	2	1	1
	Spartanburg	.279	27	86	10	24	9	0	1	10	6	7	1	0
1992	Spartanburg	.298	73	262	41	78	20	1	7	37	24	21	2	1
1993	Spartanburg	INJURED - DID NOT PLAY												
1994	Clearwater	.306	50	193	26	59	14	1	1	23	13	16	1	3
	Reading	.294	41	143	25	42	9	0	6	21	11	21	1	1

EASON'S CAREER TRANSACTIONS

- Selected by Philadelphia in 6th round of June, 1991 draft.



#8 JIM EISENREICH OF
(pronounced EYES-en-ri-ke)

B-T: L-L

HT: 5-11; WT: 195

AGE: 35, turns 36 on April 18

BORN: April 18, 1959, St. Cloud, MN

RESIDES: Blue Springs, MO

ML SERVICE: 8 years, 163 days

HOW OBTAINED: Re-signed by Phillies as a free agent, 11/24/93; club picked up option for 1995.

1994 SEASON: Led club in games with 104 . . . Also had a club-best .372 avg. at the Vet . . . Hit 2nd career pinch-HR, 7/15 vs LA (2nd gme, off Todd Worrell) . . . Best month was May, .391 (25-64) . . . Had team-high 16 RBI in June . . . Hit .342 (25-73) after the All-Star break . . . Had 7 three-hit games . . . Hit .341 (28-82) with runners in scoring position . . . Was 7-for-12 (.583), 11 RBI with a runner on 3rd and less than 2 outs . . . Error 4/7 at COL snapped a 117-game errorless streak.

CAREER: 13-year pro . . . **1980:** Drafted in 16th round by MIN . . . Appalachian League's co-Player of the Year . . . **1981:** Led Midwest League in games played and doubles; 2nd in average, RBI, runs and total bases . . . **1982:** Opened season on ML roster after outstanding spring . . . Hit in 8 of his first 9 games before going on DL, 6/11, with a neurological movement disorder, later diagnosed as Tourette Syndrome . . . **1983:** Made Opening Day roster with Twins, but after 2nd game of season advised manager Billy Gardner that the Tourette's disorder had resurfaced . . . Placed on DL 4/7; transferred to voluntary retired list 5/27 through remainder of season . . . **1984:** Played in 12 games before being placed on the voluntary retired list 6/4 through the rest of season . . . Spent time on the DL, 4/26-5/18, because of the disorder . . . **1987:** Made return to majors after being out of baseball since 1984 . . . Contract purchased by KC from Memphis 6/17 . . . Led AL with 3 pinch-hit doubles . . . Had two 4-RBI games, 7/2 vs MIN and 7/8 at CLE . . . On DL with a strained left elbow, 8/25-9/9 . . . **1988:** Made KC Opening Day roster . . . Made 1st outfield appearance in majors since 1984 season, 4/6 . . . Optioned to Omaha, 7/3; recalled 8/12, hit .271 rest of season . . . **1989:** Named Les Milgram Royals' Player of the Year . . . Led team in average, doubles and stolen bases; tied for lead in triples . . . 27 SB were tied for 9th in AL . . . Began season as 4th outfielder, but injuries moved him into lineup . . . Had 13-game hit streak, 6/11-24 . . . Royals' Player of the Month for May and August . . . Hit 1st career grand slam (1st HR off a lefthander, Randy Johnson) and had career-high 5 RBI, 8/19 at SEA . . . **1990:** Matched career-high 139 hits, 3rd highest on club, tied for club lead in triples . . . Tied club record with 3 doubles 5/18 at NY . . . Had 1st 5-hit game of career 6/24 at MIN . . . Had 11-game hit streak, 7/30-8/12 . . . **1991:** Had career-high .301 average; .322 vs lefties; .324 with runners in scoring position . . . Had 12-game hit streak, 4/20-5/3 (.321) . . . Tied club record with 3 doubles 4/13 vs NY . . . Had limited stint at 1st base, 6/14-7/6, his 1st professional action in infield . . . **1992:** Was a reserve outfielder for KC . . . AL's top pinch-hitter (.370, 10-27, 4 RBI) . . . His .400 on-base-pct as a pinch-hitter was tied for league lead . . . Homered in 1st start of the season, 4/9 at OAK . . . On DL with a strained lower right rib cage, 8/14-9/7 . . . Had 4 hits 9/13 at NY . . . Committed 1 error in 88 games . . . **1993:** Began season as the 5th outfielder but soon played his way into a platooning role in right field with Wes Chamberlain . . . Finished 2nd on club in games with a career-high 153; 77 starts, 38 appearances as a defensive replacement318 avg was a career-high . . . Hit 2nd career grand slam, 6/14 at MTL . . . Had just 36 strikeouts in 394 plate appearances . . . Tied his career-best with a 13-game hit streak, 6/9-23 . . . Hit .322 vs right-handers, .327 at the Vet and .303 with runners in scoring position . . . Started all six games in the World Series and had 7 RBI . . . **MISC:** Has made just 3 errors in his last 320 games in the field.

PERSONAL: James Michael Eisenreich . . . Married Leann Danner; one daughter, Lauren (5/26/91), one son Tyler James (3/22/94) . . . 1977 graduate of St. Cloud (MN) Technical High School . . . Attended St. Cloud State College (MN) . . . Has twice been honored for his successful return to baseball despite Tourette Syndrome, a neurological disorder; January 1991, honored as 1st winner of Tony Conigliaro Award at the Boston BBWAA Dinner and January 1994, named Most Courageous Athlete by Philadelphia Sportswriters Association . . . Jim and Leann speak frequently during the season to children with Tourette Syndrome and their families . . . Hobbies: Bow hunting, fishing and golfing.

JIM EISENREICH'S CAREER RECORD

YEAR	CLUB	AVG.	G	AB	R	H	2B	3B	HR	RBI	BB	SO	SB	CS
1980	Elizabethton	.298	67	258	47	77	12	#4	3	41	35	32	12	3
	Wisc. Rapids	.438	5	16	4	7	0	0	0	5	1	0	1	0
1981	Wisc. Rapids	.311	*134	489	101	152	*27	0	23	99	84	70	9	4
1982	MINNESOTA	.303	34	99	10	30	6	0	2	9	11	13	0	0
1983	MINNESOTA	.286	2	7	1	2	1	0	0	0	1	1	0	0
1984	MINNESOTA	.219	12	32	1	7	1	0	0	3	2	4	2	0
1987	Memphis	.382	70	275	60	105	36	#10	11	57	47	44	13	4
	KANSAS CITY	.238	44	105	10	25	8	2	4	21	7	13	1	1
1988	KANSAS CITY	.218	82	202	26	44	8	1	1	19	6	31	9	3
	Omaha	.289	36	142	28	41	8	3	4	14	9	20	9	1
1989	KANSAS CITY	.293	134	475	64	139	33	7	9	59	37	44	27	8
1990	KANSAS CITY	.280	142	496	61	139	29	7	5	51	42	51	12	14
1991	KANSAS CITY	.301	135	375	47	113	22	3	2	47	20	35	5	3
1992	KANSAS CITY	.269	113	353	31	95	13	3	2	28	24	36	11	6
1993	PHILLIES	.318	153	362	51	115	17	4	7	54	26	36	5	0
1994	PHILLIES	.300	104	290	42	87	15	4	4	43	33	31	6	2
AL	Totals	.277	698	2144	251	594	121	23	25	237	150	228	67	35
NL	Totals	.310	257	652	93	202	32	8	11	97	59	67	11	2
ML	Totals	.285	955	2796	344	796	153	31	36	334	209	295	78	37

*League Leader # Tied for League Lead

LEAGUE CHAMPIONSHIP SERIES RECORD

YEAR	CLUB,OPP	AVG.	G	AB	R	H	2B	3B	HR	RBI	BB	SO	SB	CS
1993	PHI, ATL	.133	6	15	0	2	1	0	0	1	0	2	0	0

WORLD SERIES RECORD

YEAR	CLUB,OPP	AVG.	G	AB	R	H	2B	3B	HR	RBI	BB	SO	SB	CS
1993	PHI, TOR	.231	6	26	3	9	0	0	1	7	2	4	0	0

EISENREICH'S CAREER TRANSACTIONS

- Selected by Minnesota Twins in 16th round of June, 1980 draft.
- On disabled list with a neurological movement disorder (Tourette Syndrome), May 6-28 and June 18-September 1, 1982.
- On disabled list with resurfacing Tourette disorder, April 7, 1983; transferred to voluntary retired list, May 27 through remainder of season.
- On disabled list with Tourette disorder, April 26-May 18, 1984.
- On voluntary retired list June 4, 1984-September 29, 1986.
- Claimed on waivers by Kansas City Royals, October 2, 1986.
- On disabled list with a strained left elbow, August 25-September 9, 1987.
- On disabled list with a pulled hamstring, July 22-August 6, 1989.
- Re-signed by Kansas City Royals as a free agent, January 31, 1992.
- On disabled list with strained lower right rib cage, August 14-September 7, 1992.
- Signed by Phillies as a free agent, January 19, 1993.
- Re-signed by Phillies as a free agent, November 24, 1993.

EISENREICH'S 1994 DETAILED HITTING STATS

	AVG.	AB	H	HR	RBI		AVG.	AB	H	HR	RBI
HOME	.372	148	55	3	23	ATL	.214	14	3	0	3
ROAD	.225	142	32	1	20	CHI	.316	19	6	0	3
DAY	.284	81	23	0	11	CIN	.429	14	6	0	0
NIGHT	.306	209	64	4	32	COL	.240	25	6	0	5
1ST HALF	.301	196	59	2	25	FLA	.259	27	7	0	7
2ND HALF	.298	94	28	2	18	HOU	.313	16	5	0	0
LHP	.264	53	14	0	5	LA	.389	36	14	3	12
RHP	.308	237	73	4	38	MTL	.200	15	3	0	0
APRIL	.266	64	17	0	8	NY	.321	28	9	0	2
MAY	.391	64	25	0	7	PIT	.455	22	10	0	3
JUNE	.279	61	17	2	10	STL	.409	22	9	1	2
JULY	.253	75	19	2	16	SD	.208	24	5	0	3
AUG	.346	26	9	0	2	SF	.143	28	4	0	3
PINCH HITTING	.235	17	4	1	5	ON BASE AVG.	.371				
SLUGGING PCT.	.421					SCORING POS.	.341	82	28	1	33

EISENREICH'S CAREER BATTING BREAKDOWN

	AVG.	AB	H	HR	RBI		AVG.	AB	H	HR	RBI
Atlanta	.268	41	11	0	5	Montreal	.238	42	10	2	5
Chicago	.302	43	13	0	7	New York	.314	51	16	0	4
Cincinnati	.512	41	21	1	5	Pittsburgh	.275	40	11	0	3
Colorado	.316	57	18	1	11	St. Louis	.326	43	14	1	5
Florida	.269	67	18	1	14	San Diego	.235	51	12	0	5
Houston	.244	45	11	1	5	San Francisco	.276	58	16	1	6
Los Angeles	.425	73	31	3	22						
April	.277	466	129	6	54	Home	.292	1366	399	19	178
May	.308	465	143	2	53	Road	.278	1430	397	17	156
June	.248	524	145	6	58	Day	.307	775	238	7	103
July	.272	523	142	6	67	Night	.276	2021	558	29	231
August	.316	354	112	11	50	LHP	.282	593	167	5	75
Sept-Oct	.269	464	125	5	52	RHP	.286	2203	629	31	259
1st Half	.281	1608	452	16	184	2nd Half	.290	1188	344	20	150

EISENREICH'S CAREER STATS BY BALLPARK

	AVG.	AB	H	HR	RBI		AVG.	AB	H	HR	RBI
Atlanta	.208	24	5	0	3	Wrigley	.250	20	5	0	6
Riverfront	.536	28	15	0	3	Joe Robbie	.282	39	11	1	8
Mile High	.357	28	10	1	5	Olympic	.263	19	5	1	4
Astrodome	.136	22	3	0	1	Shea	.250	28	7	0	3
Dodger	.361	36	13	1	9	Three Rivers	.176	17	3	0	1
Jack Murphy	.222	27	6	0	1	Busch	.292	24	7	0	3
Candlestick	.167	36	6	1	3						

EISENREICH'S CAREER FIELDING

	PCT.	G	PO	A	E	TC	DP
1st Base	.991	16	105	11	1	117	12
Outfield	.988	783	1446	23	18	1487	5

EISENREICH'S GAME HIGHS

HITS: 5, at MIN, 6/24/90 ... **RUNS:** 4, vs MIL, 8/10/90 ... **DOUBLES:** 3, at NY (AL), 5/18/90; vs NY (AL), 4/13/91 ... **TRIPLES:** 2, vs DET, 5/26/89 ... **HOME RUNS:** 1 ... **RBI:** 5, at SEA, 8/19/89 ... **STOLEN BASES:** 1 ... **HITTING STREAK:** 13 games, 1989, 1993 ... **GRAND SLAMS:** at SEA, 8/19/89; at MTL, 6/14/93 ... **PINCH HR:** vs NY (AL), 4/26/89; vs LA (2nd game), 7/15/94.



#58 PAUL FLETCHER RHP

B-T: R-R

HT: 6-1; WT: 193

AGE: 28

BORN: January 14, 1967, Gallipolis, OH

RESIDES: Philadelphia, PA

ML SERVICE: 9 days

HOW OBTAINED: Phillies 40th pick in June, 1988 draft.

1994 SEASON: Spent entire season with AAA Scranton ... Went 3-7, 5.91 as a starter; 1-2, 3.12 as a reliever ... Opponents hit just .215 when he pitched in relief (.305 as a starter) ... Threw an 8-hit shutout, 5/27 vs Pawtucket ... Struck out a season-high 7 three times ... He made a strong finish, going 1-0, 1.36 ERA in his final 15 relief appearances ... Played winter ball for Santurce of the Puerto Rican League.

CAREER: Seven-year pro ... Has 353 walks and 732 strikeouts in his minor league career ... **1988:** Drafted out of West Virginia State in the 40th round ... **1989:** Prior to 1992, his only winning season, 7-5 ... **1990:** Led Phillies minor leaguers in innings (166.2) and strikeouts (159) ... **1991:** Made 10 relief appearances for Clearwater; 1st time in career he had double digit relief appearances ... **1992:** Paul Owens Award winner for Best Pitcher in the Phillies minor league system ... On DL, 5/5-23 with a right elbow sprain ... Eastern League Pitcher of the Week: 6/29-7/5 and 8/3-9 ... Promoted to AAA Scranton, 8/20 ... Made Scranton debut 8/23 vs Richmond, pitching 6.2 innings, striking out a team season-high 10 (Tommy Greene tied it, 8/29 vs Toledo) ... His .213 opponents batting average ranked 5th and his 2.83 ERA ranked 6th in the EL ... Led Reading club in wins, innings and strikeouts ... Ranked 5th among pitchers in the Phillies minor league system in ERA, 2nd in wins and 3rd in strikeouts. ... **1993:** Played almost exclusively for AAA Scranton ... Set Scranton record for most strikeouts 116 ... Threw a 4-hit shutout, 6/15 vs Norfolk ... Promoted to Phillies, 7/10, making lone ML appearance in his ML debut, 7/11 vs SF ... Optioned to Scranton, 7/18.

PERSONAL: Edward Paul (Paul) Fletcher ... Married, Kathleen Ann Boston (2/5/94) ... 1985 graduate of Ravenswood High School (WV), where he was 1st-team All-State his junior and senior years ... Threw 2 no-hitters and went 29-7 in his 4 years ... Attended University of South Carolina at Aiken and West Virginia State College, where he threw a no-hitter in 1988 ... Played Little League ... Hobbies: Fishing, hunting and golf.

PAUL FLETCHER'S CAREER RECORD

YEAR CLUB	W-L	ERA	G	GS	CG	SHO	SV	IP	H	R	ER	BB	SO
1988 Martinsville	1-3	4.67	15	14	0	0	1	69.1	81	44	36	31	61
1989 Batavia	7-5	3.28	14	14	3	0	0	82.1	77	41	30	28	58
1990 Spartanburg	2-4	3.28	9	9	1	0	0	49.1	46	24	18	18	53
Clearwater	5-8	3.38	20	18	2	0	1	117.1	104	56	44	49	106
1991 Clearwater	0-1	1.23	14	4	0	0	1	29.1	22	6	4	8	27
Reading	7-9	3.58	21	19	3	1	0	120.2	111	56	48	56	90
1992 Reading	9-4	2.83	22	20	2	1	0	127.0	103	45	40	47	103
Scranton	3-0	2.78	4	4	0	0	0	22.2	17	8	7	2	26
1993 Scranton	4-12	5.66	34	19	2	1	0	140.0	146	99	88	60	116
PHILLIES	0-0	0.00	1	0	0	0	0	.1	0	1	0	0	0
1994 Scranton	4-9	4.68	42	13	3	1	3	138.1	144	78	72	54	92
ML Totals	0-0	0.00	1	0	0	0	0	.1	0	1	0	0	0

FLETCHER'S CAREER TRANSACTIONS

— Selected by Philadelphia in 40th round of June, 1988 draft.

FLETCHER'S CAREER PITCHING BREAKDOWN

	G	W-L	ERA	IP	ER	SV		G	W-L	ERA	IP	ER	SV
July	1	0-0	0.00	1	0	0	San Francisco	1	0-0	0.00	.1	0	0
2nd Half	1	0-0	0.00	1	0	0	Home	1	0-0	0.00	.1	0	0
							Day	1	0-0	0.00	.1	0	0



#62 ROBERT GADDY LHP

B-T: R-L

HT: 6-1; WT: 204

AGE: 28

BORN: January 11, 1967, Iceland

RESIDES: Pensacola, FL

HOW OBTAINED: Phillies 41st pick in June, 1989 draft.

1994 SEASON: Spent the entire season at AAA Scranton . . . Finished tied for 5th in International League in CG (5) and 2nd with 2 SHO; his 12 losses were tied for 3rd and 74 walks tied for 4th . . . Led all IL pitchers with 41 assists . . . Led Red Barons in wins (9), ERA (3.59), innings (165.1) and set a club record with 117 strikeouts . . . Selected as team Most Valuable Pitcher . . . IL Pitcher of the Week twice, 4/17-23 (1-0, 1.29 ERA in 2 starts) and 7/10-16 (2-0, 0.00 ERA in 2 starts) . . . Had a season-high 10 strikeouts, 6/15 at Charlotte . . . Threw a 3-hitter, 6/20 vs Columbus . . . Threw a perfect game through 8.0 innings, 8/29 vs Norfolk, but had a no-decision; Jim Vatcher single to start the 9th and later scored to tie the game . . . Played winter ball for San Juan of the Puerto Rican League.

CAREER: Six-year pro . . . **1989:** Began career mainly as a starter, making 11 starts in 16 appearances for Batavia . . . **1990:** Phillies minor league Pitcher of the Month for June, 4-1, 2.84 ERA, 38.0 IP, 48 SO . . . South Atlantic League All-Star . . . 2nd among all Phillie minor leaguers with 143 strikeouts . . . Led Spartanburg with 9 wins . . . **1991:** Mainly relieved for Clearwater and Reading . . . Combined with Danny Cox (7 IP) on a no-hitter, 4/21 vs Baseball City for Clearwater . . . **1992:** Appeared in a career-high 56 games for Clearwater and Reading . . . Was 2nd on Clearwater staff with 44 games . . . **1993:** Began season at AA Reading . . . Threw 20 consecutive scoreless innings, 4/9-5/11, lowering his ERA to 0.42 . . . Promoted to AAA Scranton, 5/13, throwing 3.1 scoreless innings, extending his streak to 23.1 . . . Allowed 21 ER in 20.0 IP and was optioned to Reading, 7/24 . . . Converted to starting role upon return . . . Pitched for San Juan of Puerto Rican Winter League, 4-0, 1.95 ERA in 18 games, 6 starts.

PERSONAL: Robert Wayne Gaddy . . . Single; one daughter, Alexandria Hope . . . 1985 graduate of Woodlam High School (Pensacola, FL), where he played football and baseball . . . Attended Pensacola Junior College and University of Tennessee . . . Played Little League and Babe Ruth baseball . . . Hobbies: Hunting, fishing, golf and tennis.

ROBERT GADDY'S CAREER RECORD

YEAR	CLUB	W-L	ERA	G	GS	CG	SHO	SV	IP	H	R	ER	BB	SO
1989	Batavia	4-6	2.97	16	11	1	1	0	75.2	61	29	25	22	72
1990	Spartanburg	9-7	3.33	30	19	0	0	2	140.1	107	65	52	67	143
1991	Clearwater	4-1	2.24	34	0	0	0	1	52.1	48	19	13	22	34
	Reading	1-1	4.71	10	2	0	0	0	21.0	20	12	11	15	16
1992	Clearwater	5-5	3.52	44	0	0	0	4	64.0	58	30	25	21	54
	Reading	0-2	2.92	12	1	0	0	1	24.2	15	8	8	13	19
1993	Reading	6-4	2.51	22	8	1	1	0	75.1	64	22	21	29	55
	Scranton	1-4	5.59	23	3	0	0	0	48.1	54	35	30	29	40
1994	Scranton	9-12	3.59	27	25	5	2	0	165.1	161	86	66	74	117

GADDY'S CAREER TRANSACTIONS

— Selected by Philadelphia in 41st round of June, 1989 draft.



#54 PHIL GEISLER OF

B-T: L-L

HT: 6-3 WT: 210

AGE: 25, turns 26 on October 23

BORN: October 23, 1969, Klamath Falls, OR

RESIDES: Springfield, OR

HOW OBTAINED: Phillies 9th pick in June, 1991 draft.

1994 SEASON: Began season with Scranton (AAA), but struggled, hitting just .197 with 11 RBI in 54 games . . . Sent to Reading where his numbers improved . . . Hit .276 in 74 games, 7 HR, 40 RBI . . . Played in the Arizona Fall League for the champion Peoria Javelinas, hitting .285 in 41 games, 1 HR and 22 RBI.

CAREER: Four-year pro . . . **1991:** Phillies 9th pick in June draft . . . Hit .325 in 32 games at Martinsville before being promoted to Spartanburg . . . **1992:** Struggled in 1st season at Clearwater, batting just .218 in 120 games . . . **1993:** Winner of Paul Owens Award as best player in Phillies minor league system . . . Began season at Clearwater, where he was FSL's Player of the Week for 6/7-13 (.429, 2 HR, 6 RBI) . . . Hit for cycle, 6/13 at Ft. Lauderdale, going 5-6 with a HR and 3 RBI . . . Hit 3 HR, 7/20 vs St. Petersburg . . . Promoted to Reading, 7/21 . . . Had 9-game hit streak, 8/2-10, .368 (14-38) . . . Did not commit an error in 48 games in centerfield at Reading and had just one in his 135 games . . . All-Star selection in the Arizona Fall League after hitting .346 with 7 3B, 2 HR and 27 RBI in 44 games (5th in hitting).

PERSONAL: Philip Walter Geisler . . . Single . . . 1987 graduate of Henley High School (OR) . . . Attended the University of Portland, where he played baseball.

PHIL GEISLER'S CAREER RECORD

YEAR	CLUB	AVG.	G	AB	R	H	2B	3B	HR	RBI	BB	SO	SB	CS
1991	Martinsville	.325	32	114	22	37	5	0	1	18	23	25	1	0
	Spartanburg	.163	36	129	19	21	3	0	1	8	14	36	0	0
1992	Clearwater	.218	120	400	39	87	10	3	6	33	41	88	4	9
	Clearwater	.305	87	344	72	105	23	4	15	62	29	70	4	5
1993	Clearwater	.305	87	344	72	105	23	4	15	62	29	70	4	5
	Reading	.270	48	178	25	48	14	1	3	14	17	50	4	2
1994	Scranton	.197	54	183	14	36	5	1	0	11	18	48	2	2
	Reading	.276	74	254	32	70	12	1	7	40	24	55	4	7

GEISLER'S CAREER TRANSACTIONS

- Selected by Philadelphia in 9th round of June, 1991 draft.

BEST HITTING OUTFIELD

The best outfield in major league history was a Phillies combination in 1894.

Sam Thompson (.404), Ed Delahanty (.400) and Bill Hamilton (.399) combined for a .400 batting average. Ranking second is Detroit's 1925 threesome; Harry Heilmann, Ty Cobb and Al Wingo, combining for a .380 average.



#28 TYLER GREEN RHP

B-T: R-R

HT: 6-5; WT: 204

AGE: 25

BORN: February 18, 1970, Springfield, OH

RESIDES: Englewood, CO

ML SERVICE: 21 days

HOW OBTAINED: Phillies 1st pick (10th overall) in June 1991 draft.

1994 SEASON: Played the entire season with Scranton (AAA) . . . Led the International League in losses, runs, earned runs, hit batters (12), walks and was 2nd with 25 home runs allowed . . . Tied Gordan Dillard's club record for losses and set team marks in runs, earned runs, hit batters, HR and hits . . . Tied his career-high with 4 complete games and set new highs in wins, innings, walks and strikeouts . . . Had a decent May, 3.54 ERA, but could not win, 0-4 . . . Struck out a season-high 8 batters twice . . . Threw 8.1 innings of 4-hit ball, defeating Toledo on 8/4.

CAREER: Four-year pro . . . **1988:** Drafted by CIN out of high school, but elected college . . . **1991:** Threw about 120 innings for Wichita State enroute to the College World Series . . . Phillies number one pick in June draft . . . Had 3 starts for Batavia, before promotion to Clearwater, 7/18 . . . Threw a 1-hitter in 1 of 2 starts . . . Season ended early because of a mild strain in his right elbow due to large amount of innings pitched . . . **1992:** Voted Best Pitching Prospect in Eastern League by *Baseball America* . . . EL All-Star . . . Went 4-2, 2.18 ERA, 44 strikeouts in 45.1 innings with AA Reading when missed 2 starts with an inflammation and tendinitis in his right elbow . . . Promoted to AAA Scranton, 6/29 . . . Made 2 starts and was shut down, 7/13, with tendinitis in his right shoulder . . . Had an arthroscopic examination by Dr. Frank Job, 10/17, who declared his shoulder is fine . . . **1993:** Began the season in Phillies bullpen, making his ML debut, 4/9 vs CHI . . . Optioned to Scranton after 1 appearance, 4/13 . . . Threw a no-hitter, 7/4 vs Ottawa, 3-1 victory . . . Recalled a 2nd time, 7/30, when Tommy Greene was disabled . . . Made 1st ML start, 8/1 vs PIT, pitching 4.2 innings . . . Optioned to Scranton again, 8/12, after 2 starts . . . International League Pitcher of the Week, 8/22-28 . . . Was 2-2, 1.91 ERA, 8 BB, 25 SO in last 4 starts . . . Tied for 5th in the IL with 4 CG.

PERSONAL: Tyler Green . . . Single . . . 1988 graduate of Thomas Jefferson (Denver, CO) High School . . . Attended Wichita State University . . . Played Little League, Babe Ruth and American Legion baseball . . . Was a member of the 1989 Junior Olympic team . . . Hobbies: Golf, hunting and music.

TYLER GREEN'S CAREER RECORD

YEAR	CLUB	W-L	ERA	G	GS	CG	SHO	SV	IP	H	R	ER	BB	SO
1991	Batavia	1-0	1.20	3	3	0	0	0	15.0	7	2	2	6	19
	Clearwater	2-0	1.30	2	2	0	0	0	13.0	3	2	2	8	20
1992	Reading	6-3	1.88	12	12	0	0	0	62.1	46	16	13	20	67
	Scranton	0-1	6.10	2	2	0	0	0	10.1	7	7	7	12	15
1993	Scranton	6-10	3.95	28	14	4	0	0	118.1	102	62	52	43	87
	PHILLIES	0-0	7.36	3	2	0	0	0	7.1	16	9	6	5	7
1994	Scranton	7-16	5.56	27	26	4	0	0	162.0	179	110	110	77	95
ML	Totals	0-0	7.36	3	2	0	0	0	7.1	16	9	6	5	7

MAJOR LEAGUE HITTING TOTALS

	AVG.	AB	H	HR	RBI
Career	.000	2	0	0	0

GREEN'S CAREER TRANSACTIONS

- Selected by Philadelphia in the 1st round (10th overall pick) of June, 1991 draft.

GREEN'S GAME HIGHS

STRIKEOUTS: 3, vs PIT, 8/1/93; at FL, 8/7/93 . . . **LONGEST OUTING:** 4.2 inn., vs PIT, 8/1/93.

GREEN'S CAREER PITCHING BREAKDOWN

	G	W-L	ERA	IP	ER	SV		G	W-L	ERA	IP	ER	SV
Chicago	0-0	18.00	1	1.0	2	0	Home	0-0	7.94	2	5.2	5	0
Pittsburgh	0-0	5.79	1	4.2	3	0	Road	0-0	5.40	1	1.2	1	0
Florida	0-0	5.40	1	1.2	1	0	Day	0-0	7.94	2	5.2	5	0
							Night	0-0	5.40	1	1.2	1	0
April	0-0	18.00	1	1.0	2	0	1st Half	0-0	18.00	1	1.0	2	0
August	0-0	5.68	2	6.1	4	0	2nd Half	0-0	5.68	2	6.1	4	0

GREEN'S CAREER STATS BY BALLPARK

	G	W-L	ERA	IP	ER	SV		G	W-L	ERA	IP	ER	SV
Joe Róbbie	1	0-0	5.40	1.2	1	0	Veterans	2	0-0	7.94	5.2	5	0



#49 TOMMY GREENE RHP

B-T: R-R

HT: 6-5; WT: 222

AGE: 27, turns 28 on April 6

BORN: April 6, 1967, Lumberton, NC

RESIDES: Richmond, VA

ML SERVICE: 4 years, 67 days

HOW OBTAINED: Acquired from Atlanta

Braves with Dale Murphy for

Jeff Parrett, Jim Vatcher and

Victor Rosario, 8/3/90.

1994 SEASON: Left his 1st start, 4/7 at COL with a stiff right shoulder and was placed on the DL with tendinitis . . . Made one rehab start for Clearwater (A), 4/21; activated 4/26 . . . Made 6 starts before returning to DL, 5/23 with a small tear and debris in his right shoulder . . . Had surgery to clean out the shoulder, 5/27 . . . Transferred to 60-day DL, 6/1 . . . Made one rehab appearance for Scranton (AAA), before starting for the Phillies in the annual Hall of Fame game in Cooperstown, NY, 8/1 vs SEA . . . Additionally, made 2 rehab appearances in Reading (AA), the final one, 8/11, the day before the player strike . . . Threw a season-high 6.1 innings, 5/17 vs MTL . . . Went 2-0 in 4 games at the Vet to extend home unbeaten streak to 14-0 in last 27 Vet games.

CAREER: Ten-year pro . . . **1985:** ATL's 1st round selection (14th player chosen overall) in June draft . . . **1986:** Braves Minor League Pitcher of the Year . . . Led South Atlantic League in starts (28) and tied for lead in shutouts (3) . . . **1988:** 130 strikeouts were 4th-best in the International League . . . **1989:** Selected as 3rd-best pitching prospect in the IL by Baseball America . . . Selected to Triple A All-Star team . . . Promoted to ATL, 9/6 . . . Made ML debut 9/10 at CIN . . . Pitched a 3-hit shutout 9/21 vs HOU for 1st ML win . . . **1990:** Began the season with ATL, making 2 appearances before optioned to Richmond . . . Recalled 6/10, pitching in 3 games before being traded, 8/3, to the Phillies . . . Pitched 7.0 shutout innings in one game for Scranton before being recalled by Phillies 8/14 . . . Had a 2.42 ERA in his last 4 starts (7 ER in 26.0 IP) . . . **1991:** Finished 6th in NL in winning % (.650), tied for 6th in SHO, 8th in SO, and 10th in lowest avg vs him (.230) . . . Also had career-bests in wins, games, GS, CG, IP and ERA . . . Pitched 7.2 innings in relief, 4/20 at STL (gm 1), longest among Phils relievers . . . Made emergency start for DeJesus, 5/1 vs SF and won, pitching 6.0 shutout innings . . . Pitched a no-hitter in his 2nd start of the season, 5/23 at MTL . . . No-hitter was 1st in NL and 1st vs the Expos in Olympic Stadium, struck out a career-high 10 (walked 7) . . . Won NL Player of the Week honors, 5/20-26 . . . Pitched back-to-back CG SHO 5/23 and 5/28, both against MTL, 1st Phil since Steve Carlton did it 3 times in 1972 . . . 29.0 consecutive scoreless innings (5/7-6/2) was longest in NL and tied for 2nd in the ML . . . Phillies Player of Month for May, 4-0, 0.29 ERA . . . Had career-high 5-game win streak (5/1-6/7) . . . Hit 2 HR, most for a Phils pitcher since David Palmer in 1987 . . . Hit .385 with runners in scoring position . . . Pitched over 200

Tommy Greene (continued)

innings for 1st time in his pro career... **1992:** Made 6 starts before going on DL 5/13-9/1 with tendinitis (missed 98 games)... Sent to AAA for rehab 5/29; shut down 6/4 for complete shoulder rest; returned to rehab 8/12-9/1... Made 6 rehab starts, 5 in Scranton, one in Reading, combining for 2-1, 3.04 ERA... Made 1 relief appearance with the Phillies, 9/1 at HOU, 1st bullpen outing since 5/17/91 vs CHI... 9/8 vs NY was his 1st start since going on DL, pitched 5 shutout innings... **1993:** Went 1-1, 1.96 ERA, 3 BB, 17 SO in 7 spring training games, but still began season as Phils 5th starter... Made sole relief appearance, 4/9 vs CHI... Named NL Pitcher of the Week, 5/24-30, 2-0, 2 CG, 1.50 ERA, 3 BB, 13 SO... NL and Phillies Pitcher of the Month for May (led NL with 5-0 mark, 1.45 ERA), becoming 1st Phillie starter to win the award since Shane Rawley, August, 1985... Began season 8-0, best start since Steve Carlton in 1981... Had a streak of 5 straight CG, 5/12-6/5, most since Carlton had 6 straight in 1982... Those 5 CG were all victories, Carlton last did that in 1972... Had a 21.0 walkless inning streak, 5/24-6/5... Became 1st Phillie rightly to win 11 games before the All-Star break since Jim Lonborg in 1976... On the DL with a strained rt. groin, 7/28-8/12... Pitched staff-best 3-hitter and struck out career-high 11, 9/3 at CIN... Hit in 5 straight games, .500, 1 HR, 6 RBI, 9/3-24... Finished 2nd among NL leaders in winning % (.800), tied for 2nd in CG, tied for 3rd in win streak (8 games), 5th in SO-per-9 IP (7.5), 7th in opponents avg vs him (.233) and in strikeouts and tied for 8th in wins... One of 3 Phillies to pitch 200 innings (for 2nd time in his career)... Phillies went 23-7 in his 30 starts; he went 10-0 in 16 games at the Vet and 9-1 in 15 starts vs the west... Hit 2 HR for the 2nd time in his career... He made 2 starts in the NLCS vs ATL, winning Game 6, 10/13, to clinch the NL Pennant... He also made one start in the World Series vs Toronto.

PERSONAL: Ira Thomas Greene... Married Lori Kidd (11/4/89); one son, Seth Thomas (8/16/91)... 1985 graduate of Whiteville (NC) High School where he played baseball, basketball and football... Donated \$100 per strikeout to the March of Dimes in 1994 (\$2,800)... Hobbies: Golf.

TOMMY GREENE'S CAREER RECORD

YEAR	CLUB	W-L	ERA	G	GS	CG	SHO	SV	IP	H	R	ER	BB	SO
1985	Pulaski	2-5	7.64	12	12	1	1	0	50.2	49	45	43	27	32
1986	Sumter	11-7	4.69	28	*28	5	#3	0	174.2	162	95	91	82	169
1987	Greenville	11-8	3.29	23	23	4	2	0	142.1	103	60	52	86	101
1988	Richmond	7-17	4.77	29	29	4	#3	0	177.1	169	98	94	70	130
1989	Richmond	9-12	3.61	26	26	2	1	0	152.0	136	74	81	50	125
	ATLANTA	1-2	4.10	4	4	1	1	0	26.1	22	12	12	6	17
1990	Rich.-SWB	5-8	3.50	19	18	2	0	0	115.2	93	49	45	67	69
	ATLANTA	1-0	8.25	5	2	0	0	0	12.1	14	11	11	9	4
	PHILLIES	2-3	4.15	10	7	0	0	0	39.0	36	20	18	17	17
	ATL-PHI	3-3	5.08	15	9	0	0	0	51.1	50	31	29	26	21
1991	PHILLIES	13-7	3.38	36	27	3	2	0	207.2	177	85	78	66	154
1992	Reading-a	0-0	9.00	1	1	0	0	0	2.0	3	2	2	2	2
	Scranton-a	2-1	2.49	5	5	1	1	0	21.2	15	7	6	4	21
	PHILLIES	3-3	5.32	13	12	0	0	0	64.1	75	39	38	34	39
1993	PHILLIES	16-4	3.42	31	30	7	2	0	200.0	175	84	76	62	167
1994	PHILLIES	2-0	4.54	7	7	0	0	0	35.2	37	20	18	22	28
	Clearwater-a	0-0	0.00	1	1	0	0	0	5.0	2	0	0	1	4
	Scranton-a	0-0	0.00	1	1	0	0	0	4.0	3	1	0	1	6
	Reading-a	1-0	4.35	2	2	0	0	0	10.1	12	5	5	3	12
ML	Totals	38-19	3.86	106	89	11	5	0	585.1	536	271	251	216	426

* League Leader # Tied for League Lead a- Rehabilitation Assignment

LEAGUE CHAMPIONSHIP SERIES RECORD

YEAR	CLUB,OPP	W-L	ERA	G	GS	CG	SHO	SV	IP	H	R	ER	BB	SO
1993	PHI,ATL	1-1	9.64	2	2	0	0	0	9.1	12	10	10	7	7

WORLD SERIES RECORD

YEAR	CLUB,OPP	W-L	ERA	G	GS	CG	SHO	SV	IP	H	R	ER	BB	SO
1993	PHI,TOR	0-0	27.00	1	1	0	0	0	2.1	7	7	7	4	1

MAJOR LEAGUE HITTING TOTALS

	AVG.	AB	H	HR	RBI
1994	.385	13	5	0	1
Career	.228	202	46	4	18

Last Home Run: 9/3/93 at CIN

GREENE'S CAREER TRANSACTIONS

- Selected by Atlanta Braves in 1st round (14th overall pick) of June, 1985 draft.
- Traded to Philadelphia with Dale Murphy (of) August 3, 1990, for Jeff Parrett (rhp), Jim Vatcher (of) and Victor Rosario (inf).
- On disabled list with tendinitis in right shoulder, May 13-September 1, 1992; included rehabilitation assignments to Scranton, May 29-June 4 and August 12-September 1.
- On disabled list with a strained right groin, July 28-August 12, 1993.
- On disabled list with tendinitis in right shoulder, April 8-26, 1994; included rehabilitation assignment to Clearwater, April 21-26.
- On disabled list with small tear in right rotator cuff, May 23, 1994, through remainder of season; included rehabilitation assignments to Scranton, July 27-August 11 and Reading, August 6-11.

GREENE'S 1994 DETAILED PITCHING STATS

	W-L	ERA	G	IP	ER	SV		W-L	ERA	G	IP	ER	SV
HOME	2-0	4.15	4	21.2	10	0	COL	0-0	9.00	1	5.0	5	0
ROAD	0-0	5.14	3	14.0	8	0	FLA	0-0	6.75	1	4.0	3	0
DAY	1-0	6.91	3	14.1	11	0	LA	0-0	0.00	1	5.0	0	0
NIGHT	1-0	2.95	4	21.1	7	0	MTL	0-0	4.26	1	6.1	3	0
1ST HALF	2-0	4.54	7	35.2	18	0	NY	1-0	5.06	1	5.1	3	0
APRIL	0-0	4.50	2	10.0	5	0	PIT	1-0	1.50	1	6.0	1	0
MAY	2-0	4.56	5	25.2	13	0	SF	0-0	6.75	1	4.0	3	0

GREENE'S CAREER PITCHING BREAKDOWN

	G	W-L	ERA	IP	ER	SV		G	W-L	ERA	IP	ER	SV
Atlanta	4	2-1	3.49	28.1	11	0	Montreal	10	6-1	2.45	66.0	18	0
Chicago	10	4-1	3.88	48.2	21	0	New York	11	3-1	4.17	49.2	23	0
Cincinnati	8	4-1	3.91	48.1	21	0	Pittsburgh	13	4-4	4.84	67.0	36	0
Colorado	5	2-0	3.25	36.0	13	0	St. Louis	10	3-4	5.23	58.2	34	0
Florida	3	2-0	2.25	20.0	5	0	San Diego	7	0-2	4.46	34.1	17	0
Houston	6	1-1	2.97	33.1	11	0	San Francisco	10	3-1	3.77	43.0	18	0
Los Angeles	9	4-2	3.98	52.0	23	0							
April	20	4-1	4.63	89.1	46	0	Home	55	23-6	3.32	317.1	117	0
May	17	11-0	2.14	105.1	25	0	Road	51	15-13	4.50	268.0	134	0
June	15	4-3	5.00	81.0	45	0	Day	25	11-5	4.37	134.0	65	0
July	11	5-4	3.78	66.2	28	0	Night	81	27-14	3.71	451.1	186	0
August	13	2-4	4.90	71.2	39	0	1st Half	53	19-5	3.81	283.2	120	0
Sept-Oct	30	12-7	3.57	171.1	68	0	2nd Half	53	19-14	3.91	301.2	131	0

GREENE'S CAREER STATS BY BALLPARK

	G	W-L	ERA	IP	ER	SV		G	W-L	ERA	IP	ER	SV
Atlanta	4	2-0	4.74	19.0	10	0	Wrigley	3	2-0	2.70	13.1	4	0
Riverfront	4	3-0	2.77	26.0	8	0	Joe Robbie	2	1-0	2.08	13.0	3	0
Mile High	3	1-0	4.26	19.0	9	0	Olympic	4	3-1	2.28	27.2	7	0
Astrodome	4	0-1	4.41	16.1	8	0	Shea	5	1-0	4.76	22.2	12	0
Dodger	5	1-1	3.64	29.2	12	0	Veterans	52	22-6	3.29	304.0	111	0
Jack Murphy	4	0-2	6.75	18.2	14	0	Three Rivers	7	1-4	6.96	32.1	25	0
Candlestick	4	0-1	3.95	13.2	6	0	Busch	5	1-3	6.60	30.0	22	0

GREENE'S GAME HIGHS

LOW HIT CG: 0, at MTL, 5/23/91 . . . **SHUTOUTS:** 5, vs HOU, 9/21/89; at MTL, 5/23/91; vs MTL, 5/28/91; at FLA, 5/18/93; at NY, 9/13/93 . . . **STRIKEOUTS:** 11, at CIN, 9/3/93 . . . **LONGEST OUTING:** 9 inn., 11 times, last : at NY, 9/13/93 . . . **WINNING STREAK:** 8 games, 1993 . . . **LOSING STREAK:** 3 games, 1991 . . . **SCORELESS STREAK:** 29.0 inn., 1991.



#33 GENE HARRIS RHP

B-T: R-R**HT: 5-11; WT: 195****AGE: 30, turns 31 on December 5****BORN: December 5, 1964, Sebring, FL****RESIDES: Okeechobee, FL****ML SERVICE: 4 years, 78 days****HOW OBTAINED: Signed by Phillies as a free agent, January 17, 1995.**

1994 SEASON: Began season with SD before being dealt to DET, 5/11 in exchange for Scott Livingstone and Jorge Velandia ... A lengthy stint on the DL (5/28-7/21) with a sore elbow enabled him to appear in just 24 games all season, 13 for SD and 11 with DET ... Earned lone save in 6-5 win vs OAK, 7/31 ... Had 10 SO in 11.1 innings with DET.

CAREER: Nine-year pro ... **1986:** Selected by Montreal in 5th round of the June draft ... Pitched for 3 clubs in his 1st season of pro ball ... Went 4-2, 1.35 ERA with 4 CG and 3 SHO in 6 starts for Burlington ... **1987:** Led West Palm Beach in SO (121); tied for the lead in CG (7) ... Won a career-best 9 games ... **1988:** Had solid season for Jacksonville, matching his career-best with 9 wins ... Led the Southern League in CG (7) and was 7th in ERA (2.63) ... **1989:** Began season in majors with Montreal ... Earned 1st ML win, 4/8 vs NY ... Appeared in 11 games before being optioned to Indianapolis, 5/8 ... Traded to SEA, 5/25 ... Optioned to Calgary (AAA) where he had a 0.00 ERA and 2 saves in 5 appearances before being recalled to SEA, 6/6 ... Earned 1st ML save, 6/11 at CLE ... Joined the starting rotation and earned 1st AL win, 7/5 vs MIN ... Pulled left rib cage muscle while fielding a bunt, 7/28 at OAK, and remained on DL for the rest of the season ... **1990:** Had fast start at Calgary, going 3-0, 2.35 ERA, 2 saves in his 6 appearances ... Recalled by SEA, 4/25 ... Struck out 5 of 6 batters in 2 perfect innings vs BAL, 4/28, his 1st outing ... Optioned to Calgary, 5/23; but was recalled again, 5/27 and earned win in 4-0 shutout vs MIN, 8/5 ... Season ended when he suffered a stress fracture in his left leg, 8/26 at KC ... Underwent surgery on the leg, 9/19 ... **1991:** Began season in the majors, but was placed on the disqualified list, 4/25, after temporarily leaving the team to pursue a career in the NFL ... Returned to Mariners, was reinstated and optioned to Calgary, 6/26 ... Went 4-0 for the Cannons with a 3.34 ERA, 4 saves in 25 appearances ... Recalled, 9/10 and posted his 2nd career save, 10/5 vs CHI ... **1992:** Began season with Mariners, but was placed on disqualified list, 5/6 ... Traded to SD, 5/11 for Will Taylor ... Activated from disqualified list, 5/29 and appeared in his 1st game as a Padre, 5/30 ... Got his 1st ML hit (single) in his 1st and only NL start, 6/9 vs HOU; it was his 1st ML start since 7/21/89 ... Appeared in 7 games before being outrighted to Las Vegas, 6/26 ... Contract was purchased by SD, 8/31 ... **1993:** Had best career year in 1st full season in the majors ... Notched 23 saves (most on club since Gossage's 26 in '85) for SD ... Had 12 saves in 15 chances and a 4-0 record after his first 27 appearances ... Hurlled 13 straight scoreless innings over an 11-game span, 5/25-6/26 (1 BB, 11 SO) ... Converted all 7 save opportunities, while posting a 1.72 ERA (15.2 IP, 3 ER), 8/1-9/12 ... Had loose bodies removed from his elbow, 10/28.

PERSONAL: Tyrone Eugene Harris ... Single ... 1982 graduate of Okeechobee High School (FL) ... Attended Tulane University, where he played baseball and was a defensive back on the football team.

HARRIS' CAREER TRANSACTIONS

- Selected by Montreal Expos in 5th round of June, 1986 draft.
- Traded to Seattle Mariners with Randy Johnson (lhp) and Brian Holan (rhp) May 25, 1989, for Mark Langston (lhp) and a player to be named later (Mike Campbell, p).
- On disabled list with strained left rib cage muscle, July 29, 1989 through remainder of season.
- On disqualified list April 25-June 26, 1991.
- On disqualified list May 3-29, 1992.
- Traded to San Diego Padres May 11, 1992, for Wil Taylor (of).
- Traded to Detroit Tigers May 11, 1994, for Scott Livingstone (inf) and Jorge Velandia (inf).
- On disabled list with a sore right elbow, May 28-July 21, 1994.
- Signed by Philadelphia as a free agent, January 17, 1995.

GENE HARRIS' CAREER RECORD

YEAR	CLUB	W-L	ERA	G	GS	CG	SHO	SV	IP	H	R	ER	BB	SO
1986	Jamestown	0-2	2.21	4	4	0	0	0	20.0	15	8	5	11	16
	Burlington	4-2	1.35	7	6	4	3	0	53.0	37	12	8	15	32
	West Palm Beach	0-0	4.09	2	2	0	0	0	20.0	15	8	5	11	16
1987	West Palm Beach	9-7	4.37	26	26	7	1	0	179.0	178	101	87	77	121
1988	Jacksonville	9-5	2.63	18	18	7	0	0	126.2	95	43	37	45	103
1989	Indianapolis	2-0	0.00	6	0	0	0	2	11.0	4	0	0	10	9
	MONTREAL	1-1	4.95	11	0	0	0	0	20.0	16	11	11	10	11
	Calgary	0-0	0.00	5	0	0	0	2	6.0	4	0	0	1	4
1990	SEATTLE	1-4	6.48	10	6	0	0	1	33.1	47	27	24	15	14
	Calgary	3-0	2.35	6	0	0	0	2	7.2	7	2	2	4	9
1991	SEATTLE	1-2	4.74	25	0	0	0	0	38.0	31	25	20	30	43
	Calgary	4-0	3.34	25	0	0	0	4	35.0	37	16	13	11	23
1992	SEATTLE	0-0	4.05	8	0	0	0	1	13.1	15	8	6	10	6
	SEATTLE	0-0	7.00	8	0	0	0	0	9.0	8	7	7	6	6
	Las Vegas	0-2	3.67	18	0	0	0	4	34.1	36	15	14	16	35
1993	SAN DIEGO	0-2	2.95	14	1	0	0	0	21.1	15	8	7	9	19
	SAN DIEGO	6-6	3.03	59	0	0	0	23	59.1	57	27	20	37	39
1994	SAN DIEGO	1-1	8.03	13	0	0	0	0	12.1	21	11	11	8	9
	DETROIT	0-0	7.15	11	0	0	0	1	11.1	13	10	9	4	10
AL	Totals	2-6	5.65	62	6	0	0	3	105.0	114	77	66	65	79
NL	Totals	8-10	3.90	97	1	0	0	23	113.0	109	57	49	64	78
ML	Totals	10-16	4.74	159	7	0	0	26	218.0	223	134	115	129	157

* League Leader

MAJOR LEAGUE HITTING TOTALS

	AVG.	AB	H	HR	RBI
1994	.000	1	0	0	0
Career	.167	6	1	0	0

HARRIS' 1994 DETAILED PITCHING STATS

	W-L	ERA	G	IP	ER	SV		W-L	ERA	G	IP	ER	SV
HOME	1-1	10.05	14	14.1	16	1	ATL	0-0	6.00	2	3.0	2	0
ROAD	0-0	3.86	10	9.1	4	0	CIN	0-0	10.80	1	1.2	2	0
DAY	0-1	8.38	11	9.2	9	0	COL	0-1	27.00	1	0.1	1	0
NIGHT	1-0	7.07	13	14.0	11	1	FLA	0-0	9.00	1	2.0	2	0
1ST HALF	1-1	7.91	19	19.1	17	0	MTL	0-0	0.00	3	3.0	0	0
2ND HALF	0-0	6.23	5	4.1	3	1	NY	1-0	18.00	2	1.0	2	0
							PHI	0-0	0.00	1	0.0	0	0
APRIL	1-0	7.20	10	10.0	8	0	PIT	0-0	27.00	1	0.1	1	0
MAY	0-1	8.68	9	9.1	9	0	STL	0-0	9.00	1	1.0	1	0
JULY	0-0	0.00	2	3.0	0	1							
AUGUST	0-0	20.25	3	1.1	3	0							

HARRIS' CAREER PITCHING BREAKDOWN

	G	W-L	ERA	IP	ER	SV		G	W-L	ERA	IP	ER	SV
Atlanta	10	1-0	5.52	14.2	9	2	Montreal	6	0-3	6.75	5.1	4	0
Chicago	6	0-1	1.23	7.1	1	2	New York	9	3-1	4.15	8.2	4	4
Cincinnati	9	0-1	7.84	10.1	9	2	Philadelphia	7	0-1	2.35	7.2	2	3
Colorado	5	1-1	5.40	5.0	3	0	Pittsburgh	7	0-0	4.70	7.2	4	1
Florida	8	1-0	2.61	10.1	3	3	St. Louis	9	1-0	3.60	10.0	4	3
Houston	7	0-0	4.36	10.1	5	1	San Francisco	7	0-2	1.42	6.1	1	1
Los Angeles	7	1-0	0.00	9.1	0	1							
April	40	3-1	6.03	50.2	29	6	Home	79	9-6	4.50	120.0	60	10
May	29	2-2	6.19	36.1	25	3	Road	80	1-10	5.05	98.0	55	18
June	28	1-3	3.46	54.2	21	5	Day	54	4-6	6.16	73.0	41	10
July	22	1-7	7.28	29.2	24	5	Night	105	6-10	4.59	145.0	74	16
August	21	2-1	4.05	20.0	9	4	1st Half	104	7-8	4.73	152.1	80	16
Sept-Oct	19	1-3	2.36	26.2	7	4	2nd Half	55	3-8	4.80	65.2	35	10

HARRIS' CAREER STATS BY BALLPARK

	G	W-L	ERA	IP	ER	SV		G	W-L	ERA	IP	ER	SV
Atlanta	4	0-0	4.50	8.0	4	1	Wrigley	4	0-1	2.08	4.1	1	2
Riverfront	5	0-0	4.50	6.0	3	1	Joe Robbie	3	1-0	2.08	4.1	1	1
Mile High	1	0-0	13.50	0.2	1	0	Olympic	9	1-2	6.10	10.0	7	0
Astrodome	4	0-0	0.00	4.1	0	1	Shea	4	0-0	0.00	2.1	0	3
Dodger	3	0-0	0.00	4.1	0	1	Veterans	5	0-1	4.05	6.2	3	2
Jack Murphy	41	6-4	4.50	46.0	23	8	Three Rivers	3	0-0	2.70	3.1	1	1
Candlestick	5	0-2	2.08	4.1	1	1	Busch	6	0-0	6.00	7.0	4	1

HARRIS' GAME HIGHS

STRIKEOUTS: 6, at DET, 6/8/90 . . . **LONGEST OUTING:** 6 inn., vs DET, 6/23/89; vs MIN, 7/5/89 . . . **WINNING STREAK:** 4 games, 1993 . . . **LOSING STREAK:** 5 games, 1993 . . . **SCORELESS STREAK:** 13.0 inn., 1993.

**#56 RICK HOLIFIELD OF****B-T: L-L****HT: 6-2; WT: 180****AGE: 24, turns 25 on March 25th****BORN: March 25, 1970, Bronx, NY****RESIDES: Norwalk, CT****HOW OBTAINED: Selected by Phillies off waivers from Toronto Blue Jays, 6/24/94.**

1994 SEASON: Hit .248 in 71 games for Knoxville (AA) prior to being claimed by the Phillies off Toronto's waivers, 6/24 . . . Played for Scranton (AAA), but was optioned to Reading 7/18, after hitting .127 in 18 games . . . Finished the year with Reading, hitting .284 in 42 games, 7 HR . . . Led club in steals with 21 in 28 attempts . . . Had 4 hits and 4 RBI, 8/20 at Binghamton and 4 hits, 9/1 at Albany . . . Had 5 multi-steal games, including 3 SB, 8/3 vs New Britain . . . Had 7-game hit streak, 8/18-23 (11-28, .392) . . . Played for Peoria in the Arizona Fall League, hitting .297 in 42 games, 34 runs, 22 RBI and a league-record 24 steals . . . Voted one of the AFL's top 10 prospects by the league's coaches.

CAREER: Seven-year pro . . . **1988:** Selected by Toronto in 21st round of June draft . . . Appeared in 31 games with Medicine Hat of the Pioneer Rookie League, stealing 6 bases in 6 attempts . . . **1989:** Promoted to St. Catharines where he hit .220 in 60 games, 4 HR, 21 RBI . . . **1990:** Hit .201 in 99 games in 1st season of A-ball at Myrtle Beach with 13 SB . . . **1991:** Raised his average 18 points over the previous season at Myrtle Beach . . . **1992:** Hit .199 in his 3rd consecutive season at Myrtle Beach with career-bests in HR (8), doubles (15) and RBI (27) . . . **1993:** Had his best season as a pro at Dunedin, establishing new highs in every offensive category . . . Became 1st player in Florida State League history to reach 10 triples, 20 HR and 30 SB in one season . . . Led FSL in total bases (214), HR (20), extra-base hits (50) and slugging (.526), was tied for 2nd in runs (84) and triples (12) and 4th in SB (30) . . . 1st FSL player to reach 20-30 club in HR and SB since Felipe Alou in '56 (Cocoa).

PERSONAL: Marshall Rickey Holifield . . . Single . . . 1988 graduate of Ganesha High School in Montclair, CA where he played baseball and football . . . Hobby: Enjoys music.

RICK HOLIFIELD'S CAREER RECORD

YEAR	CLUB	AVG.	G	AB	R	H	2B	3B	HR	RBI	BB	SO	SB	CS
1988	Medicine Hat	.271	31	96	16	26	4	1	1	6	9	27	6	0
1989	St. Catharines	.220	60	209	22	46	7	1	4	21	15	74	4	7
1990	Myrtle Beach	.201	99	279	37	56	9	2	3	18	28	88	13	8
1991	Myrtle Beach	.219	114	324	37	71	15	5	1	25	34	94	14	15
1992	Myrtle Beach	.199	93	281	33	56	15	2	8	27	24	81	6	4
1993	Dunedin	.275	127	407	84	112	18	12	20	68	56	129	30	13
1994	Knoxville	.248	71	238	31	59	10	9	4	31	24	64	23	5
	Scranton	.127	18	55	5	7	1	0	0	0	3	19	0	1
	Reading	.284	42	155	29	44	8	3	7	19	18	34	21	7

*League Leader

HOLIFIELD'S CAREER TRANSACTIONS

- Selected by Toronto Blue Jays in 21st round of June, 1988 draft.
- Selected by Philadelphia off waivers from Toronto Blue Jays, June 24, 1994.



#15 DAVE HOLLINS INF

B-T: S-R

HT: 6-1; WT: 210

AGE: 28, turns 29 on May 25

BORN: May 25, 1966 in Buffalo, NY

RESIDES: Orchard Park, NY

ML SERVICE: 4 years, 63 days

HOW OBTAINED: Selected by Phillies in 1989 annual major league winter draft.

1994 SEASON: Had fast start, hitting .474, 1 HR, 7 RBI in 1st 5 games . . . Collected a career-high 4 walks, 5/10 at ATL . . . Suffered 2 serious hand injuries, allowing him to appear in just 1 game after 5/22 . . . Fractured the 2nd metacarpal bone in his left hand sliding into 1st base, 5/22 vs NY, causing him to miss 54 games . . . Had 6-game rehab. assignment with Scranton, 7/16-22, during which he learned to play RF . . . Activated from DL, 7/23 only to suffer a fractured hook of the hamate bone in his left hand vs SD on the same day . . . Had surgery to remove the fractured hook, 7/28 and did not play the rest of the season . . . Worked out at 1st base during the Phillies Florida Instructional League in October.

CAREER: Eight-year pro . . . **1987:** Drafted by San Diego in the 6th round of June draft . . . Finished 7th in Northwest League batting race (.309) . . . **1988:** California League All-Star with .304 avg and 92 RBI . . . **1989:** Played for AA Wichita (Texas League), compiling solid numbers with a .275 avg, 29 doubles and 79 RBI . . . Played in the Mexican Winter League (89-90) for Mexicali and led league in batting . . . Selected by Phillies in Rule 5 draft, 12/4 . . . **1990:** Tied club record with 3 pinch-HR . . . Became 1st Phillie to hit pinch-HR from both sides of the plate in one season . . . 1st ML hit came in his 1st start, 4/12 at CHI (single) and 1st ML HR (solo) came as a pinch-hitter, 5/26 at ATL . . . **1991:** Began season with Phillies, optioned to Scranton (AAA) 4/23 . . . Hit .378 in last 28 games at AAA to earn Phillies Minor League Player of the Month Award for June and a recall to Phils on 7/11 . . . Took over as starter at third base and hit .388 with 5 HR, 13 RBI and an .816 slugging % in July (Phillies Player of the Month) . . . Hit .326 after his recall from AAA . . . Hit 1st career grand slam 7/19 at SD and 4th career pinch-HR, 9/17 vs STL which tied him for the 4th-highest total in club history . . . On DL with a sore right shoulder 8/16-9/2 . . . Hit .444 vs lefthanded pitching . . . **1992:** 1st full season in ML as a starter . . . Finished 2nd in NL in runs, tied for 4th in HR, tied for 7th in RBI, 8th in total bases (275) and 10th in walks . . . 19 HBP's led baseball, was a ML record for switch-hitters, and Phils club record . . . Also set club switch-hitter marks in HR and RBI for a season . . . Had 1st career 2-HR game, 5/19 vs HOU . . . NL's Player of the Week, 7/13-19 (.563, 2 HR, 7 RBI) . . . Hit .322 vs lefties . . . Suspended for 4 games for charging the mound, 9/24 vs CHI (after being HBP for 2nd time in game) . . . Member of ML All-Star team that toured Japan . . . **1993:** Reached career highs in runs, doubles and walks and tied his career-high in RBI despite

Dave Hollins (continued)

missing time while on the DL . . . 104 runs were tied for 7th in the NL; 85 walks tied for 6th . . . Was the 1st Phillie with back-to-back 100-run seasons since Juan Samuel in 1984-85 . . . Collected a career-high 4 hits, 9/27 at PIT . . . Phils went 14-4 when he homered . . . Selected to his 1st All-Star game, doubling in his only at-bat . . . Had game-winning, extra-inning HR on 2 occasions (4/18 at CHI and 5/4 at SF) . . . On DL, 6/11-28, after having surgery to remove a fractured hook of the hamate bone in his right wrist . . . Had 2 HR and 4 RBI in the NLCS vs ATL.

PERSONAL: David M. Hollins . . . Married Kerri Wasiela (1/11/92); one daughter, Karli (11/5/94) . . . Played Little League baseball . . . 1984 graduate of Orchard Park High School where he played football and baseball . . . Attended the University of South Carolina where he played in the college World Series in 1985; and the University of Buffalo . . . Played on the 1986 USA Olympic team . . . Serves as Delaware Valley Spokesman for the Leukemia Society . . . Hobbies: Tennis, weightlifting, music, pool and raquetball.

DAVE HOLLINS' CAREER RECORD

YEAR	CLUB	AVG.	G	AB	R	H	2B	3B	HR	RBI	BB	SO	SB	CS
1987	Spokane	.309	75	278	52	86	14	4	2	44	53	36	20	5
1988	Riverside	.304	139	516	90	157	32	1	9	92	82	67	13	11
1989	Wichita	.275	131	459	69	126	29	4	9	79	63	88	8	3
1990	PHILLIES	.184	72	114	14	21	0	0	5	15	10	28	0	0
1991	Scranton	.266	72	229	37	61	11	6	8	35	43	42	4	1
	PHILLIES	.298	56	151	18	45	10	2	6	21	17	26	1	1
1992	PHILLIES	.270	156	586	104	158	28	4	27	93	76	110	9	6
1993	PHILLIES	.273	143	543	104	148	30	4	18	93	85	109	2	3
1994	PHILLIES	.222	44	162	28	36	7	1	4	26	23	32	1	0
	Scranton-a	.211	6	19	6	4	0	0	1	3	5	4	0	0
ML	Totals	.262	471	1556	268	408	75	11	60	248	211	305	13	10

a- Rehabilitation Assignment.

LEAGUE CHAMPIONSHIP SERIES RECORD

YEAR	CLUB,OPP	AVG.	G	AB	R	H	2B	3B	HR	RBI	BB	SO	SB	CS
1993	PHI, ATL	.200	6	20	2	4	1	0	2	4	5	4	1	0

WORLD SERIES RECORD

YEAR	CLUB,OPP	AVG.	G	AB	R	H	2B	3B	HR	RBI	BB	SO	SB	CS
1993	PHI, TOR	.261	6	23	5	6	1	0	0	2	6	5	0	0

ALL-STAR GAME RECORD

YEAR	CLUB,SITE	AVG.	G	AB	R	H	2B	3B	HR	RBI	BB	SO	SB	CS
1993	NL, BAL	1.000	1	1	0	1	1	0	0	0	0	0	0	0

HOLLINS' CAREER TRANSACTIONS

- Selected by San Diego in 6th round of June, 1987 draft.
- Selected by Philadelphia in annual major league draft, December 4, 1989.
- On disabled list with a sore right shoulder, August 16-September 5, 1991; included rehabilitation assignment to Scranton, September 2-5.
- On disabled list with a fractured hook of the hamate bone in his right hand, June 11-28, 1993.
- On disabled list with fractured left hand, May 23-July 22, 1994; included rehabilitation assignment to Scranton, July 16-22.
- On disabled list with a fractured hook of the hamate bone in left hand, July 24, 1994 through remainder of the season.

HOLLINS' 1994 DETAILED HITTING STATS

	AVG.	AB	H	HR	RBI		AVG.	AB	H	HR	RBI
HOME	.225	89	20	1	11	ATL	.125	8	1	0	0
ROAD	.219	73	16	3	15	CIN	.286	21	6	1	2
DAY	.237	59	14	1	13	COL	.350	20	7	0	7
NIGHT	.214	103	22	3	13	FLA	.125	16	2	0	0
1ST HALF	.226	159	36	4	26	LA	.167	18	3	0	3
2ND HALF	.000	3	0	0	0	MTL	.250	12	3	1	1
APRIL	.247	85	21	3	18	NY	.200	10	2	0	1
MAY	.203	74	15	1	8	PIT	.188	16	3	0	3
JULY	.000	3	0	0	0	SD	.190	21	4	1	6
						SF	.250	20	5	1	3
PINCH HITTING	.000	0	0	0	0	ON BASE AVG	.328				
SLUGGING PCT	.352					SCORING POS.	.255	47	12	2	22

HOLLINS' CAREER BATTING BREAKDOWN

	AVG.	AB	H	HR	RBI		AVG.	AB	H	HR	RBI
Atlanta	.330	88	29	5	19	Montreal	.212	146	31	5	20
Chicago	.255	165	42	9	27	New York	.273	128	35	4	20
Cincinnati	.293	123	36	5	22	Pittsburgh	.228	145	33	4	14
Colorado	.284	67	19	2	15	St. Louis	.276	134	37	6	22
Florida	.220	50	11	0	8	San Diego	.268	138	37	5	28
Houston	.271	107	29	6	17	San Francisco	.261	138	36	4	16
Los Angeles	.260	127	33	5	20						
April	.240	271	65	8	51	Home	.255	760	194	29	112
May	.275	280	77	11	46	Road	.269	796	214	31	136
June	.237	173	41	7	21	Day	.274	452	124	20	85
July	.268	284	76	12	47	Night	.257	1104	284	38	163
August	.268	220	59	10	32	LHP	.308	588	181	32	101
Sept-Oct	.274	328	90	12	51	RHP	.235	958	227	28	147
1st Half	.247	770	190	26	121	2nd Half	.277	786	218	34	127

HOLLINS' CAREER STATS BY BALLPARK

	AVG.	AB	H	HR	RBI		AVG.	AB	H	HR	RBI
Atlanta	.352	54	19	3	14	Wrigley	.306	85	26	5	17
Riverfront	.297	64	19	3	13	Joe Robbie	.205	39	8	0	5
Mile High	.359	39	14	1	12	Olympic	.193	57	11	1	7
Astrodome	.283	60	17	3	8	Shea	.237	59	14	2	8
Dodger	.164	61	10	1	8	Veterans	.255	760	194	29	112
Jack Murphy	.319	72	23	5	22	Three Rivers	.265	68	18	2	5
Candlestick	.262	65	17	3	8	Busch	.247	73	18	2	10

HOLLINS' CAREER FIELDING

	PCT.	G	PO	A	E	TC	DP
3rd Base	.930	408	275	610	67	952	35
1st Base	.982	8	50	5	1	47	4
Outfield	1.000	1	1	0	0	1	0

HOLLINS' GAME HIGHS

HITS: 4, at PIT, 9/27/93 . . . **RUNS:** 3, 9 times, last: vs COL, 4/13/94 . . . **DOUBLES:** 3, at COL, 5/28/93 . . . **TRIPLES:** 1 . . . **HOME RUNS:** 2, vs HOU, 5/19/92 . . . **RBI:** 5, at SD, 4/27/92; vs PIT, 9/12/92 . . . **STOLEN BASES:** 1 . . . **HITTING STREAK:** 8 games, 1992 . . . **GRAND SLAMS:** at SD, 7/19/91; vs NY, 7/29/92 . . . **PINCH HR:** 4, last: vs. STL, 9/17/91.



#25 GREGG JEFFERIES OF

B-T: S-R

HT: 5-10; WT: 185

AGE: 27, turns 28 on August 1

BORN: August 1, 1967, Burlingame, CA

RESIDES: Pleasanton, CA

ML SERVICE: 6 years, 29 days

HOW OBTAINED: Signed by Phillies as a free agent, 12/14/94.

CONTRACT STATUS: Signed a four-year contract, 12/14/94, with a club option for 1999.

1994 SEASON: Finished 6th in NL in batting race and was 2nd toughest to strike out, once every 17.2 plate appearances . . . Led team with .391 on-base percentage, .489 slugging percentage, in doubles and batting . . . Had team-best 17-game hit streak, 4/13-5/4, 4th longest in NL . . . 14-game hit streak was broken 6/22 vs MTL and was sidelined for several days after suffering a spiked right heel . . . Hit .305 with runners in scoring position . . . Tied career-best with 2 HR and 5 RBI, 4/15 vs SD; added another 2 HR game and tied career-high 4 hits, 7/1 vs COL . . . Voted starting first baseman in NL All-Star Game . . . Finished 6th among NL first basemen with .993 fielding percentage.

CAREER: 10-year pro . . . **1985:** Mets 1st pick (20th overall) . . . Named Appalachian League Player of the Year and selected to league All-Star team . . . Named to Topps Class A Rookie All-Star Team . . . Winner of Doubleday Award for top player on Kingsport squad . . . Fell 12 plate appearances shy of qualifying for 2nd in league in hitting (.343) . . . **1986:** Named Minor League Player of the Year by *Baseball America* . . . Won Doubleday Award for top player at Lynchburg . . . Carolina League All-Star and CL MVP . . . Led league in batting (.354), slugging (.549) and was 4th in triples (9) . . . Twice hit for the cycle, 5/18 and 7/4, both against Kinston . . . **1987:** For 2nd straight season named Top Minor League Player of the Year by *Baseball America* . . . Winner of Doubleday Award for top player at Jackson . . . Texas League All-Star and voted TL MVP . . . Led TL in doubles, with a Jackson franchise record 48; ranked 2nd in hitting, hits, total bases (305) - all club records - and games: 4th with a .425 on-base percentage and 5th in RBI . . . Hit for the cycle, 5/17 vs El Paso . . . Contract purchased by Mets, 9/1 . . . Made ML debut 9/6 at LA . . . Earned 1st ML hit (single), 9/8 vs PHI (Bruce Ruffin) . . . Limited to pinch-hitting because of knee injury, suffered 8/31 in TL playoffs . . . **1988:** Triple-A All-Star, hitting solo HR in 7th for NL's only run . . . Finished 2nd in International League in hits, SB and doubles; 6th in average and tied for 6th in RBI . . . Recalled, 8/27 . . . Hit 1st ML HR, 8/29 vs SD (Eric Show) . . . Named NL Player of the Week, 9/4-11. .440, 3 HR, 9 RBI, 8 R . . . Started all 7 games of NLCS (at 3rd base), hitting .333 (9-27) . . . Became youngest non-pitcher to start a NLCS game; his 9 hits were most-ever by a 1st-year performer in LCS history . . . **1989:** Mets everyday second baseman in 1st full season in majors . . . Led NL rookies in doubles, HR and RBI . . . Selected to Topps All-Rookie Team . . . Finished 3rd in Rookie of the Year voting . . . Hit 2 lead-off homers: 9/10 vs PIT (John Smiley) and 9/23 vs MTL (Mark Langston) . . . Set career-highs in RBI (5) and HR (2), 9/7 vs STL . . . Named Minor League Player of the Decade (1980's) by *Baseball America* . . . **1990:** Led NL with 40 doubles . . . Had 11-game hit streak, 6/6-16, .447, 4 doubles, 8 RBI . . . Struck out just once every 16.5 times at bat, 3rd best mark in NL . . . Ranked tied for 8th in NL in runs and 10th with 51 multiple-hit games . . . Added 2 lead-off homers for a total of 4 in his career: 4/4 vs PIT (Smiley) and 5/25 vs SD (Rasmussen) . . . Made 113 starts at 2B and 34 at 3B . . . Knocked in a run in 5 straight games, 6/30-7/5 . . . **1991:** Began season as Mets third baseman; moved to second, 5/19; returned to third, 9/3 . . . Led all Met regulars with .272 average . . . Stole career-high 26 bases, caught just 5 times, for a 83.9 success rate, 2nd best in baseball among runners with 25 or more stolen bases . . . On DL 5/5 (retroactive to 4/27) - 5/13 with a strained muscle in his left rib cage . . . Had a team-best 12-game hit streak, 6/15-28 . . . Hit 1st career pinch-HR, 7/4 at MTL (Barry Jones) . . . Stole home for 1st time in career, 9/4 vs HOU . . . 3rd toughest in NL to strike out, once every 14.2 plate appearances . . . Traded to KC, 12/11 . . . **1992:** Only season in AL, led Royals in at-bats, hits, total bases (244), RBI, sacrifice flies (9) and stolen bases; tied for lead in average, games, runs and doubles . . . Had career and team-best 18-game hit streak, 5/13-6/1, which was also 4th longest in AL . . . 2nd toughest batter to fan in AL, once every 22.7 plate appearances . . .

5 of first 6 hits as a Royal were doubles . . . Hit 1st AL home run, which was also 1st career grand slam, 5/20 at CHI . . . Tied career and had team-best 5 RBI, 6/19 vs TOR . . . AL Player of Week, 7/29-8/5, had 3 four-hit games . . . Royals Player of the Month for May, June and July . . . **1993:** Traded to STL, 2/12 . . . First season as a Cardinal and 1st season at first base . . . Finished 3rd in NL in batting race, may have finished higher if not for back problems in 2nd half, causing him to miss all or part of 14 games . . . Finished 5th in hits and with a team-leading .408 on base percentage . . . Hit .380 (140-368) after 6/1 to raise his average 81 points (.261-.342) . . . Never went more than 2 games without a hit . . . Had team-high 17-game hit streak, 7/22-8/20, 5th longest in NL . . . Hit a career-high 16 homers and 83 RBI . . . Led club with career-high 46 steals; his .836 SB% was 2nd among NL leaders with 40+ steals . . . Homered twice, 4/9 vs CIN . . . Hit .384 with runners in scoring position . . . Hit .342 on the road, 2nd best in NL behind Barry Bonds . . . Ranked 4th among NL first basemen in fielding . . . Selected to his first career All-Star Game . . . Named Cardinals top performer by St. Louis Chapter of the BBWAA.

PERSONAL: Gregory Scott Jefferies . . . Married Melanie Kouns (11/7/92); one son, Jacob Scott (8/7/93) . . . 1985 graduate of Serra High School (San Mateo, CA), where he was All-State in football and baseball . . . Played Little League, Babe Ruth, American Legion baseball . . . Since his first full season in the majors, has been on the Board of Trustees of the Starlight Foundation, an organization which helps chronically ill, seriously ill and terminally ill children by granting "wishes" and providing entertainment in hospital pediatric wards . . . Organized and hosted a charity auction in NY in 1993 to help raise funds for the Foundation . . . From 1989-1991, he was a spokesman for the New York Games for the physically challenged . . . He has also devoted time to the Muscular Dystrophy Association and MADD . . . Hobbies: Elvis fan and golf.

GREGG JEFFERIES' CAREER RECORD

YEAR	CLUB	AVG.	G	AB	R	H	2B	3B	HR	RBI	BB	SO	SB	CS
1985	Kingsport	.343	47	166	27	57	18	2	3	29	14	16	21	1
	Columbia	.281	20	64	7	18	2	2	1	12	4	4	7	0
1986	Columbia	.339	25	112	29	38	6	1	5	24	9	10	13	1
	Lynchburg	.354	95	390	66	138	25	9	11	80	33	29	43	8
	Jackson	.421	5	19	1	8	1	1	0	7	2	2	1	0
1987	Jackson	.367	134	510	81	187	48	5	20	101	49	43	26	10
	NEW YORK (NL)	.500	6	6	0	3	1	0	0	2	0	0	0	0
1988	Tidewater	.282	132	504	62	142	28	4	7	61	32	35	32	6
	NEW YORK (NL)	.321	29	109	19	35	8	2	6	17	8	10	5	1
1989	NEW YORK (NL)	.258	141	508	72	131	28	2	12	56	39	46	21	6
1990	NEW YORK (NL)	.283	153	604	96	171	40	3	15	68	46	40	11	2
1991	NEW YORK (NL)	.272	136	486	59	132	19	2	9	62	47	38	26	5
1992	KANSAS CITY	.285	152	604	66	172	36	3	10	75	43	29	19	9
1993	ST. LOUIS	.342	142	544	89	186	24	3	16	83	62	32	46	9
1994	ST. LOUIS	.325	103	397	52	129	27	1	12	55	45	26	12	5
AL	Totals	.285	152	604	66	172	36	3	10	75	43	29	19	9
NL	Totals	.297	710	2654	387	787	147	13	70	343	247	192	121	28
ML	Totals	.294	862	3258	453	959	183	16	80	418	290	221	140	37

* League Leader

LEAGUE CHAMPIONSHIP SERIES RECORD

YEAR	CLUB	OPP	AVG.	G	AB	R	H	2B	3B	HR	RBI	BB	SO	SB	CS
1988	NY	LA	.333	7	27	2	9	2	0	0	1	4	0	0	0

ALL-STAR GAME RECORD

YEAR	CLUB	SITE	AVG.	G	AB	R	H	2B	3B	HR	RBI	BB	SO	SB	CS
1993	NL	BAL	.000	1	1	0	0	0	0	0	0	0	1	0	0
1994	NL	PIT	1.000	1	1	2	1	1	0	0	0	0	0	0	0

JEFFERIES' CAREER TRANSACTIONS

- Selected by New York Mets in 1st round (20th overall pick) of June, 1985 draft.
- Traded to Kansas City Royals with Keith Miller (inf) and Kevin McReynolds (of), December 11, 1991, for Bret Saberhagen (rhp) and Bill Pecota (inf).
- On disabled list with a strained muscle in his left rib cage, April 27-May 13, 1991.
- Traded to St. Louis Cardinals with Ed Gerald (of), February 12, 1993 for Felix Jose (of) and Craig Wilson (inf).
- Signed by Phillies as a free agent, December 14, 1994.

JEFFERIES' 1994 DETAILED HITTING STATS

	AVG.	AB	H	HR	RBI		AVG.	AB	H	HR	RBI
HOME	.343	201	69	7	29	ATL	.289	45	13	0	6
ROAD	.306	196	60	5	26	CHI	.419	31	13	2	6
DAY	.337	95	32	3	14	CIN	.400	20	8	1	1
NIGHT	.321	302	97	9	41	COL	.310	42	13	2	5
1ST HALF	.341	264	90	9	38	FLA	.321	28	9	1	7
2ND HALF	.293	133	39	3	17	HOU	.347	49	17	1	9
LHP	.301	123	37	2	11	LA	.263	19	5	0	0
RHP	.336	274	92	10	44	MTL	.333	33	11	1	4
APRIL	.368	76	28	3	13	NY	.208	24	5	0	3
MAY	.294	102	30	2	12	PHI	.250	28	7	1	4
JUNE	.351	74	26	2	10	PIT	.325	40	13	1	2
JULY	.315	108	34	4	17	SD	.429	21	9	2	6
AUG	.297	37	11	1	3	SF	.353	17	6	0	2
PINCH HITTING	.667	3	2	0	2	ON BASE AVG.	.391				
SLUGGING PCT.	.489					SCORING POS.	.305	95	29	4	31

JEFFERIES' CAREER BATTING BREAKDOWN

	AVG.	AB	H	HR	RBI		AVG.	AB	H	HR	RBI
Atlanta	.290	200	58	6	30	Montreal	.312	266	83	8	34
Chicago	.351	299	105	6	37	New York	.246	61	15	0	4
Cincinnati	.287	171	49	6	20	Philadelphia	.251	239	60	10	46
Colorado	.277	83	23	2	8	Pittsburgh	.285	277	79	7	34
Florida	.377	69	26	2	15	St. Louis	.259	185	48	2	23
Houston	.297	209	62	6	25	San Diego	.328	201	66	7	29
Los Angeles	.259	220	57	5	21	San Francisco	.322	174	56	3	17
April	.247	430	106	8	51	Home	.313	1593	499	44	215
May	.284	549	156	11	67	Road	.276	1665	460	36	203
June	.339	543	184	18	79	Day	.298	1025	305	22	127
July	.306	558	171	17	86	Night	.293	2233	654	58	291
August	.297	518	154	9	53	LHP	.284	1058	301	28	129
Sept-Oct	.285	660	188	17	82	RHP	.299	2200	658	52	289
1st Half	.295	1625	480	41	215	2nd Half	.293	1633	479	39	203

JEFFERIES' CAREER STATS BY BALLPARK

	AVG.	AB	H	HR	RBI		AVG.	AB	H	HR	RBI
Atlanta	.250	92	23	5	13	Wrigley	.353	150	53	2	18
Riverfront	.317	82	26	2	10	Joe Robbie	.400	45	18	2	14
Mile High	.224	49	11	0	3	Olympic	.304	125	38	4	17
Astrodome	.273	110	30	3	14	Shea	.306	889	272	24	107
Dodger	.256	117	30	1	9	Veterans	.225	120	27	7	23
Jack Murphy	.275	102	28	0	9	Three Rivers	.245	143	35	2	14
Candlestick	.253	87	22	1	7	Busch	.320	543	174	17	85

JEFFERIES' CAREER FIELDING

	PCT.	G	PO	A	E	TC	DP
Third Base	.941	231	181	517	44	742	41
Second Base	.977	330	604	726	31	1361	110
First Base	.993	242	2168	129	16	2313	208

JEFFERIES' GAME HIGHS

HITS: 4, 15 times, last: vs COL, 7/1/94 . . . **RUNS:** 4, at LA, 8/30/89 . . . **DOUBLES:** 2, 12 times, last: at FLA, 9/26/93 . . . **TRIPLES:** 1 . . . **HOME RUNS:** 2, 4 times, last: vs COL, 7/1/94 . . . **RBI:** 5, vs STL, 9/7/89; vs TOR, 6/19/92; vs SD, 4/15/94 . . . **STOLEN BASES:** 3, at CIN, 9/7/93; vs MTL, 9/15/93 . . . **HITTING STREAK:** 18 games, 1992 . . . **GRAND SLAMS:** at CHI (AL), 5/20/92 . . . **PINCH HR:** at MTL, 7/4/91.



#22 KEVIN JORDAN 2B

B-T: R-R

HT: 6-1; WT: 194

AGE: 25, turns 26 on October 9

BORN: October 9, 1969, San Francisco, CA

RESIDES: San Francisco, CA

HOW OBTAINED: Acquired from New York Yankees with Bobby Munoz and Ryan Karp for Terry Mulholland and Jeff Patterson, 2/9/94.

1994 SEASON: Had productive 1st season in AAA despite missing 50 games due to injuries ... On DL, 5/1-6/19, with a broken left fibula and from 6/30-7/13, with a strained left hamstring ... Appeared in 76 games at 2nd base and 5 at 3rd ... Struck out just 28 times in 353 plate appearances ... Had 12-game hit streak, 4/12-27 ... Drove in a season-high 4 runners, 7/17 at Pawtucket ... Hit .314 (27-86) vs LHP ... Finished season with 5 HR and 23 RBI in August.

CAREER: Five-year pro ... **1990:** Signed by Yankees in 20th round of June draft by Marti Wolever ... Hit career-best .333 for Oneonta ... Named to Topps Short-A/Rookie League All-Star team ... **1991:** 2nd season of pro ball, played entire season at Ft. Lauderdale ... **1992:** Hit .311 for Prince William of the Carolina League ... Named starting second baseman on CL All-Star team ... Yankee organization Player of the Month for April ... Ranked 4th in organization in average, doubles and triples ... 8 triples established new Prince William/Alexandria franchise record ... Hit in 13 straight, 4/29-5/11 ... **1993:** First season at AA, played for Albany ... Led Eastern League in total bases (234) and doubles (33) ... Named 8th-best prospect in EL by *Baseball America* ... Hit 16 home runs, tying total combined from 3 previous seasons ... Scored and knocked in a career-high 87 runs.

PERSONAL: Kevin Wayne Jordan ... Single ... 1987 graduate of Lowell High School (CA) ... Attended University of Nebraska.

KEVIN JORDAN'S CAREER RECORD

YEAR	CLUB	AVG.	G	AB	R	H	2B	3B	HR	RBI	BB	SO	SB	CS
1990	Oneonta	.333	73	276	47	92	13	7	4	54	23	31	19	6
1991	Ft. Lauderdale	.272	121	448	61	122	25	5	4	53	37	66	14	4
1992	Prince Wm	.311	112	438	67	136	29	8	8	63	27	54	6	4
1993	Albany	.283	135	513	87	145	*33	4	16	87	41	53	8	4
1994	Scranton	.290	81	314	44	91	22	1	12	57	29	28	0	2

*League Leader

JORDAN'S CAREER TRANSACTIONS

- Selected by New York Yankees in 20th round of June, 1990 draft.
- Traded to Philadelphia with Bobby Munoz (rhp) and Ryan Karp (lhp), February 9, 1994, for Terry Mulholland (lhp) and Jeff Patterson (rhp).

DID YOU KNOW?

Jim Command's first major league hit was a grand slam, July 11, 1954 for the Phillies off Carl Erskin at Brooklyn. He collected only three more hits in his major league career.



#43 JEFF JUDEN RHP

B-T: S-R
HT: 6-8; WT: 265
AGE: 24
BORN: January 19, 1971, Salem, MA
RESIDES: Salem, MA
ML SERVICE: 91 days
HOW OBTAINED: Acquired from Houston Astros with Doug Jones for Mitch Williams, 12/2/93.

1994 SEASON: Began the season in the starting rotation . . . Made 3 starts before moving into the bullpen . . . Got 1st ML hit, a single off Eric Hansen, and 1st RBI, 4/10 at CIN . . . Won 1st ML game, 4/15 vs CIN, throwing a no-hitter through 6.0 innings; lasted a season-best 7.0 innings and struck out a career and team-high 9 . . . Ejected twice, 5/2 vs SD in bench-clearing brawl and 5/9 at ATL after hitting Javy Lopez with a pitch . . . Optioned to Scranton (AAA), 5/20, after 6 appearances and a 6.18 ERA . . . Made 6 starts with Scranton before being placed on DL with an inflammation in the lateral posterior of the right elbow . . . Had surgery on the elbow, 8/5, in Boston by Dr. Pappas, ending his season.

CAREER: Six-year pro . . . **1989:** Houston's 1st pick (12th pick overall) in the June draft . . . Named by Baseball America as one of top 5 power pitchers in draft . . . **1990:** Won his 1st 10 decisions with Osceola . . . Florida State League All-Star . . . Rated as 2nd-best prospect in the FSL by *Baseball America* . . . Promoted to AA Columbus in mid-season . . . **1991:** Struck out a season-high 10 in 7.0 innings for AA Jackson at Shreveport, 7/6 to earn promotion to AAA Tucson . . . Made 10 starts, pitching at least 5.0 innings in each, helping the Toros to their 1st-ever Pacific Coast League Championship . . . Promoted to HOU, 9/14 . . . Made ML debut, 9/15 at CIN, in relief . . . Made 1st of 3 starts, 9/21 vs CIN (L 3-1) . . . **1992:** Made club-high 26 starts with Tucson and led staff in innings and strikeouts, tied for lead in wins . . . Struck out 11, 8/14 at Vancouver and 8/31 vs Colorado Springs . . . Pitched a 7.0 inning 3-hitter, 9/9 at Portland and duplicated his efforts in next start at Vancouver . . . **1993:** Ranked 2nd among all triple-A pitchers and 2nd in the Pacific Coast League with 156 strikeouts; was 10th overall and 2nd in the PCL with 169.0 IP; finished 3rd in both categories with an 8.31 SO per 9 IP ratio; his 11 wins tied him for 4th in the PCL . . . Recalled to HOU, 9/14 . . . Appeared in just 2 games for the Astros, both in relief.

PERSONAL: Jeff Juden . . . Single . . . 1989 graduate of Salem High School, where he went 11-1 in 1989 to earn USA Today High School All-American honors.

JEFF JUDEN'S CAREER RECORD

YEAR	CLUB	W-L	ERA	G	GS	CG	SHO	SV	IP	H	R	ER	BB	SO
1989	Gulf Coast	1-4	3.40	9	8	0	0	0	39.2	33	21	15	17	49
1990	Osceola	10-1	2.27	15	15	2	1	0	91.0	72	37	23	42	85
	Columbus	1-3	5.37	11	11	0	0	0	52.0	55	36	31	42	40
1991	Jackson	6-3	3.10	16	16	0	0	0	95.2	84	43	33	44	75
	Tucson	3-2	3.18	10	10	0	0	0	56.2	56	28	20	25	51
	HOUSTON	0-2	6.00	4	3	0	0	0	18.0	19	14	12	7	11
1992	Tucson	9-10	4.04	26	26	0	0	0	147.0	149	84	66	71	120
1993	Tucson	11-6	4.63	27	27	0	0	0	169.0	174	102	87	78	156
	HOUSTON	0-1	5.40	2	0	0	0	0	5.0	4	3	3	4	7
1994	PHILLIES	1-4	6.18	6	5	0	0	0	27.2	29	25	19	12	22
	Scranton	2-2	8.53	6	6	0	0	0	25.1	30	28	24	19	28
ML	Totals	1-7	6.04	12	8	0	0	0	50.2	52	42	34	23	40

* League Leader

MAJOR LEAGUE HITTING TOTALS

	AVG.	AB	H	HR	RBI
1994	.111	9	1	0	1
Career	.071	14	1	0	1

JUDEN'S CAREER TRANSACTIONS

- Selected by Houston Astros in 1st round (12th overall pick) of June, 1989 draft.
- Traded to Philadelphia with Doug Jones (rhp), December 2, 1993, for Mitch Williams (lhp).

JUDEN'S 1994 DETAILED PITCHING STATS

	W-L	ERA	G	IP	ER	SV		W-L	ERA	G	IP	ER	SV
HOME	1-1	3.00	2	12.0	4	0	APRIL	1-2	4.35	4	20.2	10	0
ROAD	0-3	8.62	4	15.2	15	0	MAY	0-2	11.57	2	7.0	9	0
DAY	0-2	5.93	3	13.2	9	0	ATL	0-1	27.00	1	2.0	6	0
NIGHT	1-2	6.43	3	14.0	10	0	CIN	1-1	4.26	2	12.2	6	0
1ST HALF	1-4	6.18	6	27.2	19	0	SD	0-1	5.14	2	7.0	4	0
							SF	0-1	4.50	1	6.0	3	0

JUDEN'S CAREER PITCHING BREAKDOWN

	G	W-L	ERA	IP	ER	SV		G	W-L	ERA	IP	ER	SV
Atlanta	3	0-2	8.10	13.1	12	0	San Diego	2	0-1	5.14	7.0	4	0
Cincinnati	5	1-3	6.04	22.1	15	0	San Francisco	2	0-1	3.38	8.0	3	0
April	4	1-2	4.35	20.2	10	0	Home	5	1-2	3.55	25.1	10	0
May	2	0-2	11.57	7.0	9	0	Road	7	0-5	8.53	25.1	24	0
Sept-Oct	6	0-3	5.87	23.0	15	0	Day	6	0-3	6.57	24.2	18	0
1st Half	6	1-4	6.18	27.2	19	0	Night	6	1-4	5.54	26.0	16	0
2nd Half	6	0-3	5.87	23.0	15	0							

JUDEN'S CAREER STATS BY BALLPARK

	G	W-L	ERA	IP	ER	SV		G	W-L	ERA	IP	ER	SV
Atlanta	2	0-2	11.57	7.0	9	0	Jack Murphy	1	0-0	4.50	2.0	1	0
Riverfront	3	0-2	9.58	10.1	11	0	Candlestick	1	0-1	4.50	6.0	3	0
Astrodome	3	0-1	4.05	13.1	6	0	Veterans	2	1-1	3.00	12.0	4	0

JUDEN'S GAME HIGHS

STRIKEOUTS: 9, vs CIN, 4/15/94 ... **LONGEST OUTING:** 7.0 inn., vs CIN, 4/15/94
WINNING STREAK: 1 game, 1994 ... **LOSING STREAK:** 3 games, 1994.



#53

RYAN KARP

LHP

B-T: L-L

HT: 6-4; **WT:** 217

AGE: 24, turns 25 on April 5

BORN: April 5, 1970, Los Angeles, CA

RESIDES: Miami, FL

HOW OBTAINED: Acquired from New York Yankees with Bobby Munoz and Kevin Jordan for Terry Mulholland and a player to be named later (Jeff Patterson), 2/9/94.

1994 SEASON: Spent the entire season at AA Reading ... Struck out a season-high 8 twice, 4/23 vs Trenton and 8/14 vs Portland ... On the disabled list, 5/13-6/25 with a left shoulder strain ... Threw a season-high 8.0 innings of shutout ball, 8/29 vs Albany, 2 BB, 7 SO ... Had 11 games with 5 or more strikeouts and struck out 29 in last 37.1 innings ... Played winter ball for Santurce of the Puerto Rican League.

Ryan Karp (continued)

CAREER: Three-year pro . . . **1992:** Drafted by Yankees in 9th round of draft . . . Started 13 games for Oneonta in 14 appearances . . . Threw a 1-hitter in 4-0 win 7/21 vs Erie . . . Threw 6 innings of no-hit ball before leaving game, 8/21 vs Watertown . . . **1993:** Led all Yankee minor league pitchers in wins (16), strikeouts (176) and ERA (2.10), pitching for 3 different teams, Greensboro (A), Prince William (A) and Albany (AA) . . . Started season at Greensboro and won 1st 13 decisions, matching best start in South Atlantic League history (Randy Marshall, Fayetteville, was 13-0 in 1990) . . . Following 2-1 loss in next start, was promoted to Carolina League (Prince William) . . . Named to SAL All-Star team and chosen as 10th best prospect in the league by *Baseball America*.

PERSONAL: Ryan Jason Karp . . . Married, Josette Pulg (11/21/92) . . . 1988 graduate of Beverly Hills High School (CA), where he played baseball, basketball and football . . . Graduated from University of Miami, . . . Played Little League and Babe Ruth Baseball . . . Hobbies: Golf, fishing, skiing and basketball.

RYAN KARP'S CAREER RECORD

YEAR	CLUB	W-L	ERA	G	GS	CG	SHO	SV	IP	H	R	ER	BB	SO
1992	Oneonta	6-4	4.09	14	13	1	1	0	70.1	66	38	32	30	58
1993	Greensboro	13-1	1.81	17	17	0	0	0	109.1	73	26	22	40	132
	Prince Wm	3-2	2.20	8	8	1	1	0	49.0	35	17	12	12	34
	Albany	0-0	4.15	3	3	0	0	0	13.0	13	7	6	9	10
1994	Reading	4-11	4.45	21	21	0	0	0	121.1	123	67	60	54	96

RYAN KARP'S CAREER TRANSACTIONS

- Selected by New York Yankees in 9th round of June, 1992 draft.
- Traded to Philadelphia with Kevin Jordan (2b) and Bobby Munoz (rhp), February 9, 1994, for Terry Mulholland (lhp) and Jeff Patterson (rhp).



#24 MIKE LIEBERTHAL C

B-T: R-R

HT: 6-0; WT: 180

AGE: 23

BORN: January 18, 1972, Glendale, CA

RESIDES: Westlake Village, CA

ML SERVICE: 44 days

HOW OBTAINED: Phillies 1st pick (3rd overall) in June, 1990 draft.

1994 SEASON: Began season at AAA Scranton . . . Hit in 9 straight, .529 (18-34), 5/20-28 . . . May was his best month, .292 (33-113) in 31 games . . . Hit .260 in 65 games before recall on 6/29 . . . Got 1st ML hit in his 1st ML game and start, 6/30 at LA, a single off Pedro Astacio . . . Hit .412 (7-17) in 1st 5 starts and .353 (12-34) in 1st 10 ML games . . . Hit his 1st ML home run, 7/16 vs LA (Ramon Martinez) . . . Started a total of 21 ML games . . . Optioned to Scranton, 8/12, where he hit .151 (10-66) in 19 games through the remainder of the season . . . Threw out 27% (24-89) of runners attempting to steal in the International League.

CAREER: Five-year pro . . . **1990:** Phillies 1st pick in June draft . . . **1991:** Hit a career-high .305 at Spartanburg . . . South Atlantic League All-Star . . . Earned a promotion to Clearwater . . . **1992:** Winner of Paul Owens Award for Best Player in the Phillies minor league organization . . . Eastern League Player of the Week, 6/8-14 . . . Phillies Minor League Player of the Month for June, .348 in 29 games . . . EL All-Star . . . Promoted to Scranton, 7/28 . . . On DL, 8/31-9/17, with a separated left shoulder . . . Threw out 35% (31-89) of runners attempting to steal at Reading . . . 4th best hitter in the Phillies minor league system . . . Baseball America's best defensive catcher and 9th best prospect in the EL . . . **1993:** Ranked 2nd in the International League and 7th among all triple-A players with a 13.03 plate appearances per strikeout ratio and 3rd among IL catchers with a .262 average . . . Threw out 47% of runners attempting to steal (40-86) . . . Had an 11-game hit streak, 8/13-27.

PERSONAL: Michael Scott Lieberthal . . . Single . . . 1990 graduate of Westlake High School (CA).

MIKE LIEBERTHAL'S CAREER RECORD

YEAR	CLUB	AVG.	G	AB	R	H	2B	3B	HR	RBI	BB	SO	SB	CS
1990	Martinsville	.228	49	184	26	42	9	0	4	22	11	40	2	0
1991	Spartanburg	.305	72	243	34	74	17	0	0	31	23	25	1	3
	Clearwater	.288	16	52	7	15	2	0	0	7	3	12	0	0
1992	Reading	.286	86	308	30	88	16	1	2	37	19	27	4	1
	Scranton	.200	16	45	4	9	1	0	0	4	2	5	0	0
1993	Scranton	.262	112	382	35	100	17	0	7	40	24	32	2	0
1994	Scranton	.233	84	296	23	69	16	0	1	32	21	29	1	1
	PHILLIES	.266	24	79	6	21	3	1	1	5	3	5	0	0
ML	Totals	.266	24	79	6	21	3	1	1	5	3	5	0	0

LIEBERTHAL'S CAREER TRANSACTIONS

— Selected by Philadelphia in 1st round (3rd pick overall) of June, 1990 draft.

LIEBERTHAL'S 1994 DETAILED HITTING STATS

	AVG.	AB	H	HR	RBI		AVG.	AB	H	HR	RBI
HOME	.204	54	11	1	4	ATL	.429	7	3	0	0
ROAD	.400	25	10	0	1	LA	.318	22	7	1	3
DAY	.300	30	9	0	2	MTL	.143	7	1	0	0
NIGHT	.245	49	12	1	3	NY	.333	9	3	0	1
1ST-HALF	.300	10	3	0	0	PIT	.000	7	0	0	0
2ND HALF	.261	69	18	1	5	SD	.273	11	3	0	0
LHP	.267	15	4	0	2	SF	.250	16	4	0	1
RHP	.266	64	17	1	3	PINCH HITTING	.000	2	0	0	0
JUNE	.333	3	1	0	0	SLUGGING PCT.	.367				
JULY	.302	53	16	1	4	ON BASE AVG.	.301				
AUG	.174	23	4	0	1	SCORING POS.	.211	19	4	0	4

LIEBERTHAL'S CAREER STATS BY BALLPARK

	AVG.	AB	H	HR	RBI		AVG.	AB	H	HR	RBI
Atlanta	.429	7	3	0	0	Veterans	.204	54	11	1	4
Dodger	.300	10	3	0	0	Candlestick	.400	5	2	0	1
Jack Murphy	.667	3	2	0	0						

LIEBERTHAL'S CAREER FIELDING

	PCT.	G	PO	A	E	TC	DP	PB
Catcher	.969	22	122	4	4	130	0	2

LIEBERTHAL'S GAME HIGHS

HITS: 2, 7 times, last: vs NY, 8/8/94... **RUNS:** 1... **DOUBLES:** 2, at ATL, 7/30/94
... **TRIPLES:** 1, at SD, 7/15/94... **HOME RUNS:** 1, vs LA, 7/16/94... **RBI:** 2, vs
LA, 7/16/94... **HITTING STREAK:** 3 games, twice, 1994.



#16 TONY LONGMIRE OF

B-T: L-R

HT: 6-1; WT: 202

AGE: 26, turns 27 on August 12

BORN: August 12, 1968, Vallejo, CA

RESIDES: Vallejo, CA

ML SERVICE: 1 year, 165 days

HOW OBTAINED: Acquired from Pittsburgh Pirates as the player to be named later with Wes Chamberlain and Julio Peguero for Carmelo Martinez, 8/30/90.

1994 SEASON: Made major league club out of spring training for the 1st time after leading the Phils in HR (4) and RBI (17) . . . Started 27 games for Phils; 16 in RF and 11 in LF . . . Led club in pinch-hits (8) and AB (30) . . . Went 8-for-his-last-22 (.364) as a PH after an 0-for-8 start . . . Collected a career-high 3 hits, 7/4 at SD and a career-best 3 RBI, 6/19 at MTL . . . Hit .344 (11-32) with runners in scoring position . . . Was 6-for-10 (.600), 5 doubles, 6 RBI with a runner on 3rd and 2 outs.

CAREER: Nine-year pro . . . **1986:** Assigned to Bradenton of the Gulf Coast Rookie League after being selected by PIT in the 8th round of the June draft . . . **1987:** 62 RBI were 2nd on the club . . . **1988:** Tied for club lead in HR (11) at Salem with Wes Chamberlain and Junior Vizcaino . . . **1989:** Started season in extended Spring Training before being sent to Salem . . . Appeared in 14 games at Salem before being promoted to Harrisburg, 7/27 . . . Player of the Month in August after hitting .299, 3 HR, 18 RBI . . . Hit a combined .302 at Harrisburg and Salem for the season . . . **1990:** Missed much of the season due to lingering problems from a broken left wrist he suffered in winter ball . . . **1991:** Spent majority of season at Reading, but had stint at Scranton, 6/15-8/1 (36 games) . . . Overall, set career highs in hits (122) and doubles (26) . . . Doubles total was 3rd in the Phillies farm system . . . Twice won Eastern League Player of the Week honors (5/6-12 and 8/5-13) . . . Had 11-game hitting streak . . . Had 6 RBI, 8/11 vs Canton and 5 RBI, 5/30 vs New Britain . . . Voted as the 7th-best prospect in EL . . . **1992:** Missed entire season due to severe shin splints . . . Underwent surgery 4/16 on his right shin to relieve pressure . . . **1993:** Hit .304 in 120 games for AAA Scranton with a club-record 36 doubles . . . International League All-Star . . . Had 1st ML stint after 8/31 recall . . . 1st ML hit was pinch-single (Jose Rijo), 9/4 at CIN . . . 1st ML run was game-winner in 12th inning, 9/22 vs FLA . . . Started 1st ML game 9/29 at PIT . . . Got 1st ML RBI with pinch-single, 10/1 at STL . . . On Phils' postseason roster and appeared in Game #2 of the NLCS as a pinch-hitter.

PERSONAL: Anthony Eugene Longmire . . . Married Karene Williams (8/19/90) . . . 1986 graduate of Hogan High School in Vallejo, CA . . . Signed with Pirates at age 17 . . . Hobbies: Golf, bowling and listening to music.

TONY LONGMIRE'S CAREER RECORD

YEAR	CLUB	AVG.	G	AB	R	H	2B	3B	HR	RBI	BB	SO	SB	CS
1986	Bradenton	.275	15	40	6	11	2	1	0	6	2	2	1	2
1987	Macon	.263	127	445	63	117	15	4	5	62	41	73	18	7
1988	Salem	.275	64	218	46	60	12	2	11	40	36	44	4	3
	Harrisburg	.149	32	94	7	14	2	2	0	4	9	12	0	2
1989	Bradenton	.000	2	5	0	0	0	0	0	0	1	1	0	0
	Salem	.323	14	62	8	20	3	1	1	6	1	13	0	0
	Harrisburg	.291	37	127	15	37	7	0	3	22	12	21	1	0
1990	Harrisburg	.297	24	91	9	27	6	0	1	13	7	11	5	1
1991	Reading	.288	85	323	43	93	23	1	9	56	32	45	10	7
	Scranton	.261	36	111	11	29	3	2	0	9	8	20	4	4
1992	PHILLIES													
1993	Scranton	.304	120	447	63	136	36	4	6	67	41	71	12	4
	PHILLIES	.231	11	13	1	3	0	0	0	1	0	1	0	0
1994	PHILLIES	.237	69	139	10	33	11	0	0	17	10	27	2	1
ML	Totals	.237	80	152	11	36	11	0	0	18	10	28	2	1

LEAGUE CHAMPIONSHIP SERIES RECORD

YEAR	CLUB,OPP	AVG.	G	AB	R	H	2B	3B	HR	RBI	BB	SO	SB	CS
1993	PHI, ATL	.000	1	1	0	0	0	0	0	0	0	1	0	0

WORLD SERIES RECORD

YEAR	CLUB,OPP	AVG.	G	AB	R	H	2B	3B	HR	RBI	BB	SO	SB	CS
1993	PHI, TOR	.000	0	0	0	0	0	0	0	0	0	0	0	0

LONGMIRE'S CAREER TRANSACTIONS

- Selected by Pittsburgh Pirates in 8th round of June, 1986 draft.
- Traded to Philadelphia as the player to be named later with Wes Chamberlain (of) and Julio Peguero (of), August 30, 1990, for Carmelo Martinez (of).
- On disabled list with shin splints surgery, March 28, 1992 through remainder of season.

LONGMIRE'S 1994 DETAILED HITTING STATS

	AVG.	AB	H	HR	RBI		AVG.	AB	H	HR	RBI
HOME	.297	74	22	0	10	ATL	.000	2	0	0	0
ROAD	.169	65	11	0	7	CHI	.200	5	1	0	1
DAY	.178	45	8	0	4	CIN	.125	8	1	0	0
NIGHT	.266	94	25	0	13	COL	.000	3	0	0	0
1ST HALF	.220	82	18	0	11	FLA	.318	22	7	0	1
2ND HALF	.263	57	15	0	6	HOU	.200	5	1	0	0
LHP	.192	26	5	0	5	LA	.200	15	3	0	0
RHP	.248	113	28	0	12	MTL	.333	15	5	0	5
APRIL	.063	16	1	0	0	NY	.250	16	4	0	3
MAY	.273	22	6	0	3	PIT	.182	11	2	0	0
JUNE	.282	39	11	0	8	STL	.500	4	2	0	3
JULY	.195	41	8	0	0	SD	.211	19	4	0	3
AUG	.333	21	7	0	3	SF	.214	14	3	0	1
PINCH HITTING	.267	30	8	0	4	ON BASE AVG.	.289				
SLUGGING PCT.	.317					SCORING POS.	.344	32	11	0	17

LONGMIRE'S CAREER BATTING BREAKDOWN

	AVG.	AB	H	HR	RBI		AVG.	AB	H	HR	RBI
Atlanta	.333	3	1	0	0	Montreal	.333	15	5	0	5
Chicago	.143	7	1	0	1	New York	.250	16	4	0	3
Cincinnati	.200	10	2	0	0	Pittsburgh	.125	16	2	0	0
Colorado	.000	3	0	0	0	St. Louis	.600	5	3	0	4
Florida	.318	22	7	0	1	San Diego	.211	19	4	0	3
Houston	.143	7	1	0	0	San Francisco	.214	14	3	0	1
Los Angeles	.200	15	3	0	0						
April	.063	16	1	0	0	Home	.291	79	23	0	10
May	.273	22	6	0	3	Road	.178	73	13	0	8
June	.282	39	11	0	8	Day	.191	47	9	0	4
July	.195	41	8	0	3	Night	.257	105	27	0	14
August	.333	21	7	0	3	LHP	.192	26	5	0	5
Sept-Oct	.231	13	3	0	1	RHP	.246	126	31	0	13
1st Half	.220	82	18	0	11	2nd Half	.257	70	18	0	7

LONGMIRE'S CAREER STATS BY BALLPARK

	AVG.	AB	H	HR	RBI		AVG.	AB	H	HR	RBI
Atlanta	.000	2	0	0	0	Wrigley	.000	3	0	0	1
Riverfront	.333	3	1	0	0	Joe Robbie	.200	10	2	0	0
Mile High	.000	3	0	0	0	Olympic	.286	7	2	0	4
Astrodome	.333	3	1	0	0	Shea	.000	2	0	0	0
Dodger	.125	8	1	0	0	Veterans	.291	79	23	0	10
Jack Murphy	.250	12	3	0	1	Three Rivers	.000	10	0	0	0
Candlestick	.143	7	1	0	0	Busch	.667	3	2	0	2

LONGMIRE'S CAREER FIELDING

	PCT.	G	PO	A	E	TC	DP
Outfield	.945	34	49	3	3	55	1

LONGMIRE'S GAME HIGHS

HITS: 3, at SD, 7/4/94 . . . **RUNS:** 2, at SD, 7/4/94 . . . **DOUBLES:** 1 . . . **RBI:** 3, at MTL, 6/19/94 . . . **STOLEN BASES:** 1 . . . **HITTING STREAK:** 4 games, 1994 (twice).



#60 ANTHONY MANAHAN INF

B-T: R-R

HT: 6-0; WT: 190

AGE: 26, turns 27 on December 15

BORN: December 15, 1968, Elizabeth, NJ

RESIDES: Fort Worth, TX

HOW OBTAINED: Acquired from Seattle

Mariners as the player to be named later for Shawn Boskie, 7/21/94.

1994 SEASON: Hit .285 in 78 games for Calgary, 48 runs, 21 doubles and 36 RBI . . . Had GW-single in 13th inning of 10-9 win vs Las Vegas, 4/17 . . . Had season-long 9-game hit streak (5/31-6/8) during which he hit .314 (11-35), 3 doubles, 1 HR and 4 RBI . . . On DL 6/19-7/16 with bruised ribs . . . Had 7 three-hit games.

CAREER: Five-year pro . . . **1990:** Seattle's 1st pick (38th player overall) in June draft (supplemental pick) . . . Hit .318 in 1st season of pro ball at San Bernardino with 7 HR and 30 RBI in 51 games . . . Had 14-game hit streak . . . **1991:** Promoted to Jacksonville where he hit .254 in 113 games, 23 doubles, 7 HR and 45 RBI . . . **1992:** Reached career highs in games (134), AB (505), runs (70), HR (8) and SB (24) . . . Led all Southern League shortstops in putouts (229), assists (370), double plays (73) and total chances (635) . . . **1993:** Solid performer in 1st season in AAA at Calgary, hitting .302 in 117 games with career-bests in both doubles (31) and RBI (62).

PERSONAL: Anthony Charles Manahan . . . Married Jill Fraley (12/20/91); one daughter, Holly (6/6/93); one son, Parker (10/10/94) . . . 1987 graduate of Horizon High School in Scottsdale, AZ, where he was All-State in baseball . . . Attended Arizona State University and was a 1st-team All-American in 1990 after hitting .366 in 68 games and finishing 6th in the nation in hits (104) and RBI (81).

ANTHONY MANAHAN'S CAREER RECORDS

YEAR	CLUB	AVG.	G	AB	R	H	2B	3B	HR	RBI	BB	SO	SB	CS
1990	San Bernardino	.318	51	198	46	63	10	2	7	30	24	35	8	1
1991	Jacksonville	.254	113	410	67	104	23	2	7	45	54	81	11	6
1992	Jacksonville	.257	134	505	70	130	24	6	8	49	39	75	24	11
1993	Calgary	.302	117	451	70	136	31	4	3	62	38	48	19	4
1994	Calgary	.285	78	295	48	84	21	1	4	36	24	22	7	2

MANAHAN'S CAREER TRANSACTIONS

- Selected by Houston Astros in 31st round of June, 1987 draft.
- Selected by Seattle Mariners in 1st round (38th overall pick) of June, 1990 draft; supplemental pick.
- Traded to Philadelphia as the player to be named later, July 21, 1994, for Shawn Boskie (lhp).



#21 TOM MARSH OF

B-T: R-R
HT: 6-2; WT: 190
AGE: 29, turns 30 on December 27
BORN: December 27, 1965, Toledo, OH
RESIDES: Toledo, OH
ML SERVICE: 120 days
HOW OBTAINED: Phillies 16th pick in June, 1988 draft.

1994 SEASON: Hit .327, 3 HR, 13 RBI in spring training and came north with the major league team . . . Appeared in 3 games (1 start) before being optioned to Scranton, 4/11 to make room for John Kruk's return from the DL . . . Had 2 more stints in the big leagues (5/29-6/1 and 6/24-7/2), appearing in 8 games overall (4 starts) . . . Was 3-for-5 (.600) with runners in scoring position . . . Hit .268 in 114 games with Scranton, 31 doubles (3rd on club), 5 triples, 9 HR and 59 RBI . . . 45 extra-base hits were 2nd on the team . . . Had 3 4-hit games . . . Led I L with 14 outfield assists . . . Had 10-game hit streak, 6/3-13 . . . SWB's all-time leader in triples (15), HR (29, tied), and extra-base hits (98).

CAREER: Seven-year pro . . . **1988:** Phillies 16th pick in the June draft . . . Hit .257 in 62 games in his 1st pro season at Batavia . . . **1989:** Began season at Spartanburg, where he hit 18 doubles, 10 HR and 42 RBI in just 79 games to earn promotion to Clearwater . . . Struggled while there, batting just .170 in 43 games . . . Combined totals gave him career highs in games, AB, runs and doubles . . . **1990:** Hit .280 in 24 games at Spartanburg with 4 HR and 15 RBI . . . Promoted to Reading, where he hit .258 in 41 games with 5 steals in 5 attempts . . . **1991:** Spent entire season at Reading . . . Made just 2 errors in 67 games . . . Had one appearance as a pitcher in relief, hurling two hitless, scoreless innings . . . **1992:** Had hot start in 1st half at Scranton (AAA) with 7 HR and 23 RBI in his first 36 games . . . Was IL Player of the Week, 5/17-23 . . . Contract purchased by the Phillies, 6/5 . . . Made ML debut same day, collecting a pinch-single off Bob McClure in his 1st AB . . . Collected 1st ML HR, 6/14 at STL (Rheal Cormier) . . . Was on DL, 6/23-7/27 with strained right side . . . Optioned back to Scranton 7/28 . . . Recalled by Phillies 8/22 to replace injured Wes Chamberlain . . . Hit 1st career grand slam and had career high 3 hits and 5 RBI, 9/23 vs CHI . . . Led Dominican League in batting (.318) while playing for Aguilas in winter ball . . . **1993:** Appeared in just 78 games at Scranton due to injuries . . . Despite limited duty, reached career highs in batting (.286), HR (12), RBI (57) and steals (10) . . . Was International League Player of the Week, 5/2-8 . . . Led IL outfielders in double plays (5) . . . Played winter ball in the Dominican League for Aguilas.

PERSONAL: Thomas Owen Marsh . . . Single . . . 1984 graduate of Woodward High School (OH) where he was All-State in baseball and was a member of the golf team . . . Set season (13) and all-time (26) HR records at Toledo University . . . Hobbies: Hunting, fishing, golf, basketball and listening to music.

TOM MARSH'S CAREER RECORD

YEAR	CLUB	AVG.	G	AB	R	H	2B	3B	HR	RBI	BB	SO	SB	CS
1988	Batavia	.257	62	214	35	55	14	1	8	27	20	54	6	4
1989	Spartanburg	.253	79	288	42	73	18	1	10	42	29	66	5	2
	Clearwater	.170	43	141	12	24	2	1	1	10	7	30	2	3
1990	Spartanburg	.280	24	75	14	21	2	1	4	15	8	21	5	2
	Reading	.258	41	132	13	34	6	1	1	10	8	27	5	0
1991	Reading	.263	67	236	27	62	12	5	7	35	11	47	8	4
1992	Scranton	.241	45	158	26	38	7	2	8	25	10	30	5	4
	PHILLIES	.200	42	125	7	25	3	2	2	16	2	23	0	1
1993	Scranton	.286	78	315	45	90	16	8	12	57	14	47	10	4
1994	PHILLIES	.278	8	18	3	5	1	1	0	3	1	1	0	0
	Scranton	.268	114	448	52	120	31	5	9	59	13	58	5	6
ML	Totals	.210	50	143	10	30	4	3	2	19	3	24	0	1

MARSH'S CAREER TRANSACTIONS

- Selected by Philadelphia in 16th round of June, 1988 draft.
- On disabled list with strained right side, June 23-July 27, 1992.

MARSH'S 1994 DETAILED HITTING STATS

	AVG.	AB	H	HR	RBI		AVG.	AB	H	HR	RBI
HOME	.300	10	3	0	2	ATL	.300	10	3	0	2
ROAD	.250	8	2	0	1	CHI	1.000	1	1	0	0
DAY	.300	10	3	0	3	CIN	.000	3	0	0	0
NIGHT	.250	8	2	0	0	COL	.250	4	1	0	1
1ST HALF	.278	18	5	0	3	LHP	.188	16	3	0	2
APRIL	.143	7	1	0	1	RHP	1.000	2	2	0	1
JUNE	.364	11	4	0	2						
SLUGGING PCT.	.444					ON BASE AVG.	.316				
PINCH HITTING	.333	3	1	0	0	SCORING POS.	.600	5	3	0	3

MARSH'S CAREER BATTING BREAKDOWN

	AVG.	AB	H	HR	RBI		AVG.	AB	H	HR	RBI
Atlanta	.206	34	7	0	7	Montreal	.294	17	5	0	0
Chicago	.160	25	4	1	6	New York	.077	13	1	0	0
Cincinnati	.250	8	2	0	1	Pittsburgh	.238	21	5	0	1
Colorado	.250	4	1	0	1	St. Louis	.313	16	5	1	2
Houston	.000	5	0	0	0						
April	.143	7	1	0	1	Home	.194	72	14	1	12
June	.283	46	13	1	4	Road	.225	71	16	1	7
August	.182	22	4	0	5	Day	.211	38	8	1	7
Sept-Oct	.176	68	12	1	9	Night	.210	105	22	1	12
1st Half	.264	53	14	1	5	LHP	.183	82	15	1	8
2nd Half	.178	90	16	1	14	RHP	.246	61	15	0	2

MARSH'S CAREER STATS BY BALLPARK

	AVG.	AB	H	HR	RBI		AVG.	AB	H	HR	RBI
Atlanta	.167	12	2	0	2	Olympic	.364	11	4	0	0
Riverfront	.250	8	2	0	1	Shea	.250	4	1	0	0
Mile High	.250	4	1	0	1	Veterans	.194	72	14	1	12
Astrodome	.000	1	0	0	0	Three Rivers	.300	10	3	0	0
Wrigley	.111	9	1	0	1	Busch	.222	9	2	1	2

MARSH'S CAREER FIELDING

	PCT.	G	PO	A	E	TC	DP
Outfield	.961	42	74	0	3	77	0

MARSH'S GAME HIGHS

HITS: 3, vs CHI, 9/23/92 . . . RUNS: 1 . . . DOUBLES: 1 . . . TRIPLES: 2, vs PIT, 9/13/92 . . . HOME RUNS: 1 . . . RBI: 5, vs CHI, 9/23/92 . . . HITTING STREAK: 3 games, 1992, 1994 . . . GRAND SLAM: vs CHI, 9/23/92.



#63 MICHAEL MIMBS LHP

B-T: L-L

HT: 6-2; WT: 180

AGE: 26

BORN: February 13, 1969, Macon, GA

RESIDES: Macon, GA

HOW OBTAINED: Selected by Phillies in 2nd round of the 1994 annual major league winter draft.

1994 SEASON: Signed by Montreal as an amateur free agent, 1/13 ... Went 11-4, 3.46 ERA in 32 games (21 starts) with 61 walks and 145 strikeouts for AA Harrisburg ... Had career-highs in innings (153.2) and strikeouts ... Threw a 5-hit shutout vs Trenton, striking out 11 ... Selected by Phillies off Ottawa roster (Montreal) in annual Rule 5 draft ... Played winter ball for Caracas of the Venezuelan League.

CAREER: Four-year pro ... **1990:** Dodgers 24th selection in June draft ... **1991:** Florida State League All-Star ... Tied for FSL lead with 12 wins ... **1992:** Played entire season at AA San Antonio; was joined for a time in San Antonio by his twin brother Mark ... Combined with Todd Williams on a shutout ... Earned only career save, 8/24 vs Midland ... **1993:** Released by LA, 3/31 ... Pitched for St. Paul of the Northern League (Independent), where he went 8-2, 3.20 ERA in 20 games (16 starts) ... Threw one complete game and opponents hit .252 against him.

PERSONAL: Michael Randall Mimbs ... Single ... 1987 graduate of Windsor Academy (GA), where he was All-Region and All-State, 1985-87 and All-Middle Georgia in 1987 ... Attending Mercer University (GA), majoring in Business Management ... Played Little League, American Legion and Semi-Pro baseball ... Twin brother, Mark, drafted by LA one round later in 1990, still pitches in Dodgers organization ... Hobbies: Swimming, fishing and the outdoors.

MICHAEL MIMBS' CAREER RECORD

YEAR	CLUB	W-L	ERA	G	GS	CG	SHO	SV	IP	H	R	ER	BB	SO
1990	Great Falls	0-0	4.05	3	0	0	0	0	6.2	4	5	3	0	4
	Yakima	4-3	3.88	12	12	0	0	0	67.1	58	36	29	39	72
1991	Vero Beach	12-4	2.67	24	22	1	1	0	141.2	124	52	42	70	132
1992	San Antonio	10-8	4.23	24	22	2	0	1	129.2	132	65	61	73	87
1993	St. Paul	8-2	3.20	20	16	1	0	0	98.1	94	48	35	45	97

MIMBS' CAREER TRANSACTIONS

- Selected by Los Angeles Dodgers in 24th round in June, 1990 draft.
- Released by Los Angeles, March 31, 1993.
- Signed by St. Paul at the Independent Northern League for 1993.
- Signed by Montreal Expos as an amateur free agent, January 13, 1994.
- Selected by Philadelphia in annual major league draft, December 5, 1994.



#57 LARRY MITCHELL RHP

B-T: R-R

HT: 6-1; WT: 219

AGE: 23, turns 24 on October 16

BORN: October 16, 1971, Flint, MI

RESIDES: Charlottesville, VA

HOW OBTAINED: Phillies 5th pick in June, 1992 draft.

1994 SEASON: Led Eastern League with 103 walks and 30 starts, finished 4th with 13 losses . . . His 128 strikeouts ranked 3rd among all Phillies minor leaguers and 10 wins ranked 4th . . . Threw a 3-hitter, 4/30 vs Bowie . . . Struck out a season-high 10, 6/9 at New Britain . . . Threw a season-high 8.0 innings twice, 8/15 vs New Haven and 8/25 at Bowie . . . Had 13 games with 5 or more strikeouts . . . Had a 3.49 ERA in final 16 games . . . Pitched for Peoria Javelinas in Arizona Fall League, 1-5, 5.26 ERA, 10 G, 9 GS, 24 SO.

CAREER: Three-year pro . . . **1992:** Promoted to Batavia after 1.42 ERA in 3 starts for Martinsville . . . Tied for team lead with 7 wins for Batavia . . . **1993:** Pitcher of the Month for June, 4-1, 2.09 ERA, 3 CG, 2 SHO, 51 SO in 6 starts with Spartanburg . . . Tied for South Atlantic League lead in shutouts . . . Finished season with 9 starts at Clearwater . . . Led all Phillie minor leaguers in walks, strikeouts and was tied for the lead in shutouts.

PERSONAL: Larry Paul Mitchell II . . . Single . . . 1989 graduate of Charlottesville High School (VA), where he was a 2nd team All-State wide receiver in football and 2nd team All-District in baseball as a junior . . . Attended James Madison University . . . Hobbies: Music and reading.

LARRY MITCHELL'S CAREER RECORD

YEAR	CLUB	W-L	ERA	G	GS	CG	SHO	SV	IP	H	R	ER	BB	SO
1992	Martinsville	1-0	1.42	3	3	0	0	0	19.0	17	8	3	6	18
	Batavia	7-2	2.63	10	10	3	1	0	65.0	63	25	19	11	58
1993	Spartanburg	6-6	4.10	19	19	4	2	0	116.1	113	55	53	54	114
	Clearwater	4-4	3.00	9	9	1	0	0	57.0	50	23	19	21	45
1994	Reading	10-13	3.97	30	30	2	0	0	165.1	143	91	73	103	128

MITCHELL'S CAREER TRANSACTIONS

- Selected by Seattle Mariners in June, 1989 draft.
- Selected by Philadelphia in 5th round of June, 1992 draft.

PHILLIES TRAINERS

1941-45	Leo Miller
1946-47	Dusty Cooke
1948-62	Frank Wiechec
1963-68	Joe Liscio
1969-80	Don Seger
1981-	Jeff Cooper



#12 MICKEY MORANDINI 2B

B-T: L-R

HT: 5-11; WT: 176

AGE: 28, turns 29 on April 22

BORN: April 22, 1966, Leechburg, PA

RESIDES: Valparaiso, IN

ML SERVICE: 3 years, 165 days

HOW OBTAINED: Phillies 5th pick in June 1988 free agent draft.

1994 SEASON: Rebounded from slow start to hit career-best .292 in 87 games (70 starts) . . . Hit .220 before 5/14, then .312 the rest of the way . . . 10-game hit streak (5/15-29) was longest by a Phillie in '94 . . . Did not strikeout until 51st plate app. of the season (5/6 at FLA) . . . Committed just 1 error in 1st 32 games (made just 2 errors from 6/1/93-6/1/94, a span of 103 games) . . . 5 triples were tied for club lead and tied for 9th in NL (3rd straight year he's held or shared club lead)345 avg (30-87) in July led club . . . Tied career-high 4 hits, 7/31 at ATL326 clip on the road was tops on the club . . . Hit .351 in day games, .313 with runners in scoring position and .305 vs RHP985 fielding pct. ranked 4th among NL 2nd basemen.

CAREER: Six-year pro . . . **1988:** Phillies 5th round pick in June draft . . . **1989:** Began with Spartanburg (A) where he was hitting .338 when moved up to Clearwater (A), where he hit .302, before making one final jump up to Reading (AA) where he hit .351 . . . Combined average was .338 . . . Paul Owens Award winner for best player in the Phillies minor league system . . . South Atlantic All-Star . . . **1990:** Became Phils starting second baseman when called up from AAA 8/31, after Tom Herr was dealt to Mets . . . Collected 1st ML hit in his 1st game 9/1 vs SD and 1st HR (solo) 9/22 vs MTL . . . Before recall, led IL in triples (10) and team in steals (16) . . . **1991:** Began season at Scranton, recalled 4/23 when Jim Fregosi took over as manager . . . Had .986 fielding pct. in 95 games at second base . . . Had career-high 9-game hit streak 5/25-6/9, during which he hit .389 . . . Had four 3-hit games . . . Stole 13 bases in 15 attempts . . . **1992:** Committed just 5 errors in a career-high 124 games at 2B . . . Error total was lowest among NL second basemen; .991 fielding pct. was 2nd only to Gold Glove winner Jose Lind's .992 . . . Turned the 9th unassisted triple play in baseball history, 9/20 at PIT; was the 1st second baseman ever to turn the trick in regular season play . . . Had 10-game hit streak during which he hit .421, 9/6-16 . . . Hit safely in 7 consecutive AB, 9/6-8 . . . Had 56-game errorless streak, 7/9-9/29 . . . 8 triples led club and tied for 6th-best in NL . . . **1993:** Finished 2nd among NL second basemen with a .990 fielding % . . . Had a 66-game errorless streak snapped, 9/25 vs ATL (streak started 6/1) . . . Led club and finished tied for 3rd in NL with 9 triples . . . Hit 1st career grand slam and had career-high 5 RBI, 7/10 vs SF; it was 1st slam by a Phillie 2nd baseman since Juan Samuel hit one 8/12/87 vs CHI . . . Had career-high 12-game hit streak, 8/27-9/29 . . . Had 13 stolen bases in 15 attempts . . . Had triple and 2 RBI in pennant-clinching Game #6 of the NLCS vs ATL . . . **MISC:** In his career, has 47 steals in 59 attempts (80%) . . . Has a .989 career fielding pct. at 2nd base.

PERSONAL: Michael Robert Morandini . . . Married Peg Ohm (10/19/90); one son, Jordan Michael (11/15/94) . . . 1984 graduate of Leechburg Area (PA) High School . . . Attended Indiana University . . . Was a member of the 1988 US Olympic Baseball team . . . Since 1993, has purchased tickets to each Sunday home game for children in the Easter Seals program . . . Hobbies: Listening to music, movies, basketball and bowling.

MICKEY MORANDINI'S CAREER RECORD

YEAR	CLUB	AVG.	G	AB	R	H	2B	3B	HR	RBI	BB	SO	SB	CS
1989	Spartanburg	.338	63	231	43	78	19	1	1	30	35	45	18	9
	Clearwater	.302	17	63	14	19	4	1	0	4	7	8	3	1
	Reading	.351	48	188	39	66	12	1	5	29	23	32	5	5
1990	Scranton	.261	138	502	77	131	24	10	1	31	60	90	16	6
	PHILLIES	.241	25	79	9	19	4	0	1	3	6	19	3	0
1991	Scranton	.261	12	46	7	12	4	0	1	9	5	6	2	0
	PHILLIES	.249	98	325	38	81	11	4	1	20	29	45	13	2
1992	PHILLIES	.265	127	422	47	112	8	8	3	30	25	64	8	3
1993	PHILLIES	.247	120	425	57	105	19	9	3	33	34	73	13	2
1994	PHILLIES	.292	87	274	40	80	16	5	2	26	34	33	10	5
ML	Totals	.260	457	1525	191	397	58	26	10	112	128	234	47	12

* League Leader

Mickey Morandini (continued)

LEAGUE CHAMPIONSHIP SERIES RECORD

YEAR	CLUB	OPP	AVG.	G	AB	R	H	2B	3B	HR	RBI	BB	SO	SB	CS
1993	PHI	ATL	.250	4	16	1	4	0	1	0	2	0	3	1	0

WORLD SERIES RECORD

YEAR	CLUB	OPP	AVG.	G	AB	R	H	2B	3B	HR	RBI	BB	SO	SB	CS
1993	PHI	TOR	.200	3	5	1	1	0	0	0	0	1	2	0	0

MORANDINI'S CAREER TRANSACTIONS

- Selected by Philadelphia in 5th round of June, 1988 draft.

MORANDINI'S 1994 DETAILED HITTING STATS

	AVG.	AB	H	HR	RBI		AVG.	AB	H	HR	RBI
HOME	.261	142	37	1	13	ATL	.400	20	8	0	5
ROAD	.326	132	43	1	13	CHI	.385	13	5	0	1
DAY	.351	74	26	0	7	CIN	.250	12	3	0	0
NIGHT	.270	200	54	2	19	COL	.000	0	0	0	0
1ST HALF	.273	172	47	1	13	FLA	.226	31	7	1	4
2ND HALF	.324	102	33	1	13	HOU	.400	15	6	0	0
LHP	.235	51	12	0	3	LA	.293	41	12	0	5
RHP	.305	223	68	2	23	MTL	.269	26	7	0	1
APRIL	.242	33	8	0	2	NY	.261	23	6	0	2
MAY	.282	71	20	0	6	PIT	.250	24	6	0	0
JUNE	.298	57	17	1	4	STL	.214	14	3	0	1
JULY	.345	87	30	1	14	SD	.259	27	7	0	5
AUGUST	.192	26	5	0	0	SF	.357	28	10	1	2
PINCH HITTING	.375	8	3	0	1	ON BASE AVG.	.378				
SLUGGING PCT.	.409					SCORING POS.	.313	64	20	0	22

MORANDINI'S CAREER BATTING BREAKDOWN

	AVG.	AB	H	HR	RBI		AVG.	AB	H	HR	RBI
Atlanta	.305	105	32	1	15	Montreal	.221	140	31	2	8
Chicago	.315	168	53	0	5	New York	.281	146	41	0	9
Cincinnati	.236	89	21	0	7	Pittsburgh	.272	147	40	1	3
Colorado	.238	31	12	0	2	St. Louis	.172	145	25	0	5
Florida	.229	70	16	1	7	San Diego	.254	122	31	1	11
Houston	.230	100	23	2	9	San Francisco	.278	115	32	2	13
Los Angeles	.272	147	40	0	18						
April	.280	186	52	2	10	Home	.261	782	204	7	61
May	.245	261	64	1	20	Road	.260	743	193	3	51
June	.247	300	74	2	25	Day	.284	416	118	1	33
July	.271	317	86	3	34	Night	.252	1109	279	9	79
August	.244	156	38	0	7	LHP	.202	351	71	2	20
Sept-Oct	.272	305	83	2	16	RHP	.278	1174	326	8	92
1st Half	.252	812	205	5	59	2nd Half	.269	713	192	5	53

MORANDINI'S CAREER STATS BY BALLPARK

	AVG.	AB	H	HR	RBI		AVG.	AB	H	HR	RBI
Atlanta	.314	51	16	0	9	Wrigley	.346	81	28	0	3
Riverfront	.200	50	10	0	1	Joe Robbie	.229	35	8	0	5
Mile High	.500	12	6	0	1	Olympic	.226	62	14	0	3
Astrodome	.224	49	11	1	3	Shea	.270	74	20	0	5
Dodger	.246	69	17	0	7	Veterans	.261	782	204	7	61
Jack Murphy	.169	59	10	1	6	Three Rivers	.307	75	23	0	1
Candlestick	.327	55	18	1	5	Busch	.169	71	12	0	2

MORANDINI'S GAME HIGHS

HITS: 4, 4 times, last: at ATL, 7/31/94 . . . **RUNS:** 3, 4 times, last: at MTL, 6/19/94 . . . **DOUBLES:** 3, 3 times, last: vs CHI, 6/18/92 . . . **TRIPLES:** 2, 7/18/92 vs LA and 8/29/93 vs CIN . . . **HOME RUNS:** 1 . . . **RBI:** 5, vs SF, 7/10/93 . . . **STOLEN BASES:** 2, at HOU, 8/22/93; vs LA, 7/15/94 (1st game) . . . **HITTING STREAK:** 12 games, 1993 . . . **GRAND SLAMS:** vs SF, 7/10/93 . . . **INSIDE THE PARK HR:** vs ATL, 5/26/92 . . . **PINCH HR:** vs PIT, 7/30/93.

MORANDINI'S CAREER FIELDING

	PCT.	G	PO	A	E	TC	DP
2nd Base	.989	436	831	1152	23	2006	206
Shortstop	.857	3	3	3	1	7	1



#61 GARY MOTA OF

B-T: R-R

HT: 6-0; WT: 195

AGE: 24, turns 25 October 6

BORN: October 6, 1970, Santo Domingo, DR

RESIDES: La Crescenta, CA

HOW OBTAINED: Selected by Phillies off waivers from Cincinnati Reds, 10/31/94.

1994 SEASON: Hit .239 in 108 games for Jackson . . . Had 10 HR and 54 RBI in 314 AB . . . Finished 4th on the club in RBI and was tied for 3rd in SB (12) . . . Led club's outfielders in assists (11) and fielding pct. (.993), committing just one error all season . . . Ranked 2nd in Texas League in fielding and lied for 10th in assists . . . Played for Azucareros of the Dominican Winter League.

CAREER: Five-year pro . . . **1990:** Selected by Houston in 2nd round of the June draft . . . Named one of the top 20 batting prospects in the draft by *Baseball America* . . . **1991:** A left wrist injury limited him to just 22 games with Osceola . . . **1992:** Had his best season as a pro, earning South Atlantic League MVP honors while with Asheville . . . Led the Astros minor leagues in both HR (24) and RBI (90) and was 2nd in runs (92) . . . Had 15-game hit streak, 6/20-7/9, during which he hit .415 . . . Best month was May when he hit .347, 6 HR, 22 RBI . . . Made both mid-season and postseason All-Star squads and was MVP of the SAL All-Star game, going 3-for-4 with a SB . . . **1993:** An injury to his right wrist allowed him to appear in just 27 games for Jackson . . . Dislocated the sheath tendon in his wrist while making a catch Opening Night (4/10) vs Tulsa after going 2-for-5 with a HR . . . Returned from DL, 7/23 . . . Had 4 RBI, 8/13 at Arkansas . . . Played for the Tuscon Javelinas in the Arizona Fall League.

PERSONAL: Manuel Rafael Mota, Jr. . . . Single . . . Attended Fullerton Junior College (CA) . . . Father is former ML player Manny Mota . . . Brothers Jose (Padres) and Andy (Astros) have reached the majors, while Domingo is with the Dodgers organization.

GARY MOTA'S CAREER RECORD

YEAR	CLUB	AVG.	G	AB	R	H	2B	3B	HR	RBI	BB	SO	SB	CS
1990	Auburn	.258	69	248	39	64	12	4	3	19	26	74	12	1
1991	Osceola	.197	22	71	10	14	2	2	0	3	8	19	4	1
1992	Asheville	.291	137	484	92	141	21	4	24	90	58	131	22	10
1993	Jackson	.144	27	90	7	13	2	0	3	8	2	25	1	1
1994	Jackson	.239	108	314	46	75	13	4	10	54	57	80	12	7

MOTA'S CAREER TRANSACTIONS

- Selected by Houston Astros in 2nd round of June, 1990 draft.
- Selected by Cincinnati Reds off waivers from Houston Astros, October 19, 1994.
- Selected by Philadelphia off waivers from Cincinnati Reds, October 31, 1994.



#35 **BOBBY MUNOZ** RHP

B-T: R-R

HT: 6-8; **WT:** 252

AGE: 26, turns 27 on March 3

BORN: March 3, 1968, Rio Piedras, PR

RESIDES: Dallas, TX

ML SERVICE: 1 year, 49 days

HOW OBTAINED: Acquired from New York Yankees with Kevin Jordan and Ryan Karp for Terry Mulholland and a player to be named later (Jeff Patterson), 2/9/94.

1994 SEASON: Began season in the bullpen . . . Earned 1st career save, 4/7 at COL . . . Optioned to Scranton (AAA), 4/19, after 5 relief appearances and a 5.68 ERA . . . After 6 games (5 starts) and a 2.12 ERA was recalled 5/20 . . . After 2 additional relief appearances, moved into starting rotation, where he finished the season . . . Made 1st ML start, 5/30 at CHI (lost 3-0) . . . Won 1st NL game, 6/9 vs STL (6-2) . . . Had a streak of 18.0 consecutive scoreless innings, 6/14-25, best by a Phillie starter . . . Hit 1st ML HR, 6/25 vs ATL (Kent Mercker) and had a career-high 3 hits, 6/19 at MTL . . . NL Pitcher of the Month for June (4-1, 1.40 ERA, 25 SO in 6 starts) . . . Set career-high with 8 strikeouts, 7/10 at SF . . . Had team-best 25.1 walkless inning streak, 7/16-8/2 . . . Threw 1st ML CG, a 2-hitter, 7/22 at FLA (W,3-1); it was also the Phillies quickest game (1:54) since 7/7/89 (1:44) . . . Opponents hit .182 (18-99) against him with runners in scoring position . . . Finished season with a team-best 2.67 ERA . . . Went 7-5, 2.60 ERA in his 14 starts.

CAREER: Six-year pro . . . **1988:** Yankees 15th pick in June draft . . . **1989:** 1st year of pro ball, splitting time between Sarasota and Ft. Lauderdale . . . **1990:** Spent entire season at (A) Greensboro, striking out 100 batters . . . Added to 40-man roster 10/31 . . . **1991:** Went 5-8 with a staff-low 2.33 ERA for Ft. Lauderdale . . . Opponents hit just .232 vs. him . . . Florida State League All-Star . . . Promoted to Columbus, 8/31 . . . Rated 9th best prospect in Yankee organization by Baseball America . . . **1992:** Spent full season at "AA" Albany . . . Ranked 3rd on staff in wins and 4th in starts . . . Held opponents to a .234 average . . . Threw a 5-inning no-hitter, 7/17 at Reading, leaving game due to a pre-determined pitch count . . . Played winter ball in Puerto Rico for Arecibo . . . **1993:** First season pitching in relief . . . Began at Columbus, 2-1, 1.27 ERA, 9 SV in 19 relief appearances . . . Promoted to Yankees, 5/25 . . . Made ML debut 5/29 vs CHI, striking out 1st 2 batters faced, Joey Cora and Frank Thomas . . . Earned 1st ML win, 6/17 vs MIN . . . Optioned to Columbus 8/25 making 2 relief appearances and 1 start before recalled 9/5 . . . Stranded 79% of inherited runners, 2nd on Yankees to Paul Assenmacher's 86% . . . Allowed 1 home run in 178 at bats . . . Did not appear in any save situations.

PERSONAL: Roberto Muñoz . . . Married, Lisa Williams (11/6/93) . . . 1986 graduate of Hialeah Miami Lakes High School . . . Attended West Palm Beach Junior College and Polk Community College . . . Member of the 1987, bronze-medal-winning Puerto Rican Junior Olympic basketball team in Italy . . . Led 1986 basketball team to State Championship and was tournament MVP . . . Participated in National Championship Willie Mays baseball tournament in 1977 in Atlanta, earning MVP honors.

BOBBY MUNOZ' CAREER RECORD

YEAR	CLUB	W-L	ERA	G	GS	CG	SHO	SV	IP	H	R	ER	BB	SO
1989	Sarasota	1-1	3.48	2	2	0	0	0	10.1	5	4	4	4	13
	Ft. Lauderdale	1-2	4.73	3	3	0	0	0	13.1	16	8	7	7	2
1990	Greensboro	5-12	3.73	25	24	0	0	0	132.2	133	70	55	58	100
1991	Ft. Lauderdale	5-8	2.33	19	19	4	2	0	108.0	91	45	28	40	53
	Columbus	0-1	24.00	1	1	0	0	0	3.0	8	8	8	3	2
1992	Albany	7-5	3.28	22	22	0	0	0	112.1	96	55	41	70	66
1993	Columbus	3-1	1.44	22	1	0	0	10	31.1	24	6	5	8	16
	YANKEES	3-3	5.32	38	0	0	0	0	45.2	48	27	27	26	33
1994	Scranton	2-3	2.12	6	5	0	0	0	34.0	27	9	8	14	24
	PHILLIES	7-5	2.67	21	14	1	0	1	104.1	101	40	31	35	59
AL	Totals	3-3	5.32	38	0	0	0	0	45.2	48	27	27	26	33
NL	Totals	7-5	2.67	21	14	1	0	1	104.1	101	40	31	35	59
ML	Totals	10-8	3.48	59	14	1	0	1	150.0	149	67	58	61	92

MAJOR LEAGUE HITTING TOTALS

	AVG.	AB	H	HR	RBI
1994	.206	34	7	1	6

Last Home Run: 6/25/94 vs ATL

MUNOZ' CAREER TRANSACTIONS

- Selected by New York Yankees in 15th round of June, 1988 draft.
- Traded to Philadelphia with Kevin Jordan (2b) and Ryan Karp (lhp), February 9, 1994, for Terry Mulholland (lhp) and a player to be named later (Jeff Patterson, rhp).

MUNOZ' 1994 DETAILED PITCHING STATS

	W-L	ERA	G	IP	ER	SV		W-L	ERA	G	IP	ER	SV
HOME	4-2	4.12	10	43.2	20	0	ATL	1-0	1.59	1	5.2	1	0
ROAD	3-3	1.63	11	60.2	11	1	CHI	0-1	3.38	1	5.1	2	0
DAY	0-2	3.72	8	29.0	12	1	CIN	0-0	9.00	1	2.0	2	0
NIGHT	7-3	2.27	13	75.1	19	0	COL	0-0	4.15	4	4.1	2	1
1ST HALF	4-2	1.96	14	55.0	12	1	FLA	1-0	1.00	1	9.0	1	0
2ND HALF	3-3	3.47	7	49.1	19	0	HOU	0-1	1.50	1	6.0	1	0
							LA	1-0	4.50	2	12.0	6	0
APRIL	0-0	5.68	5	6.1	4	1	MTL	1-1	3.00	2	15.0	5	0
MAY	0-1	1.80	3	10.0	2	0	NY	1-0	1.04	2	8.2	1	0
JUNE	4-1	1.40	6	38.2	6	0	PIT	0-1	3.38	1	8.0	3	0
JULY	3-1	2.88	5	34.1	11	0	STL	1-0	2.25	2	8.0	2	0
AUG	0-2	4.80	2	15.0	8	0	SD	1-1	2.92	2	12.1	4	0
							SF	0-0	1.13	1	8.0	1	0

MUNOZ' CAREER PITCHING BREAKDOWN

	G	W-L	ERA	IP	ER	SV		G	W-L	ERA	IP	ER	SV
Atlanta	1	1-0	1.59	5.2	1	0	Montreal	2	1-1	3.00	15.0	5	0
Chicago	1	0-1	3.38	5.1	2	0	New York	2	1-0	1.04	8.2	1	0
Cincinnati	1	0-0	9.00	2.0	2	0	Pittsburgh	1	0-1	3.38	8.0	3	0
Colorado	4	0-0	4.15	4.1	2	1	St. Louis	2	1-0	2.25	8.0	2	0
Florida	1	1-0	1.00	9.0	1	0	San Diego	2	1-1	2.92	12.1	4	0
Houston	1	0-1	1.50	6.0	1	0	San Francisco	1	0-0	1.13	8.0	1	0
Los Angeles	2	1-0	4.50	12.0	6	0							
April	5	0-0	5.68	6.1	4	1	Home	28	7-3	3.97	68.0	30	0
May	5	0-1	1.50	12.0	2	0	Road	31	3-5	3.07	82.0	28	1
June	18	6-1	1.81	54.2	11	0	Day	21	1-2	3.77	43.0	18	1
July	14	3-2	4.15	43.1	20	0	Night	38	9-6	3.36	107.0	40	0
August	7	0-4	6.30	20.0	14	0	1st Half	28	6-2	2.10	73.0	17	1
Sept-Oct	10	1-0	4.61	13.2	7	0	2nd Half	31	4-6	4.79	77.0	41	0

MUNOZ' CAREER STATS BY BALLPARK

	G	W-L	ERA	IP	ER	SV		G	W-L	ERA	IP	ER	SV
Mile High	2	0-0	5.40	3.1	2	1	Wrigley	1	0-1	3.38	5.1	2	0
Astrodome	1	0-1	1.50	6.0	1	0	Joe Robbie	1	1-0	1.00	9.0	1	0
Dodger	1	0-0	1.29	7.0	1	0	Olympic	1	1-0	0.00	8.0	0	0
Jack Murphy	1	0-1	3.00	6.0	2	0	Shea	1	1-0	1.50	6.0	1	0
Candlestick	1	0-0	1.13	8.0	1	0	Veterans	10	4-2	4.12	43.2	20	0
							Busch	1	0-0	0.00	2.0	0	0

MUNOZ' GAME HIGHS

LOW HIT CG: 2, at FL, 7/27/94 . . . STRIKEOUTS: 8, at SF, 7/10/94 . . . LONGEST OUTING: 9.0 inn., at FLA, 7/27/94 . . . WINNING STREAK: 4 games, 1994 . . . LOSING STREAK: 3 games, 1993 . . . SCORELESS STREAK: 18.0 inn., 1994.



#48 PAUL QUANTRILL RHP

B-T: L-R

HT: 6-1; WT: 185

AGE: 26, turns 27 on November 3

BORN: November 3, 1968

RESIDES: Cobourg, Ontario, Canada

ML SERVICE: 2 years, 18 days

HOW OBTAINED: Acquired with Billy Hatcher from Boston Red Sox for Wes Chamberlain and Mike Sullivan, 5/31/94.

1994 SEASON: Began the season with the Red Sox, making 17 appearances, all in relief... Earned only AL victory, 4/11 at KC... Hurt his right index finger in a brawl, 5/3 vs SEA... Traded to Phillies, 5/31... Made NL and Phillies debut, 6/3 at HOU, left game after 1.2 innings with a contusion of the right thigh... Earned 1st NL win, 6/7 vs CHI and 1st NL save, 6/9 vs STL... Lone start was an emergency start for Shawn Boskie, who was suffering from a viral infection, 7/2 at LA (ND); it was his 1st start since 10/1/93 vs MIL (ND)... Optioned to Scranton (AAA), 7/23, where he made 8 starts... Threw at least 6.1 innings in each start and walked just 6 while striking out 36... Threw a 6-hit shutout, 8/27 vs Pawtucket (former team)... Held opponents to a .253 average, lefties hit just .221.

CAREER: Six-year pro... **1989:** Red Sox 8th pick in June draft... Pitched in Red Sox Hall of Fame Game at Cooperstown (6.0 IP, 5 H, 1 R)... Co-winner of Tony Latham Memorial Award presented to minor leaguer who shows the most enthusiasm during the Florida Instructional League... **1990:** Began season at Winter Haven... Promoted to New Britain where he finished 3rd in the Eastern League among starters with 1.42 walks per 9 IP... **1991:** Began season at New Britain... Promoted to Pawtucket, 5/8, where he led team in wins and finished tied for 1st in International League with 6 CG... Named PawSox Most Valuable Pitcher... Threw a 5-0, 3-hit shutout in Pawtucket debut, 5/11 at Richmond... **1992:** Began season at Pawtucket... Recalled 7/19 and remained in the big league through the season... Won ML debut, 7/20 at KC (entered game in 6th with 3-3 tie)... Lone loss came, 7/28 vs TX, as he allowed lone HR of season to Juan Gonzalez in 10th... Earned 1st ML save, 10/4 vs NY... **1993:** First full season in majors, was used as a starter and in middle relief... Made 1st ML start, 5/8 at MIL, a 6-3 loss... Won first game as starter, 6/22 vs MIN (won 4-2)... Best start was a 2-hit, 6-0 shutout, 7/4 at SEA... Red Sox averaged just 2.71 runs in his 14 starts, fewest among starters... Prevented staff-best 31 of 36 inherited runners to score (.861)... Longest relief outing was 4.0 IP, 8/14 vs TOR.

PERSONAL: Paul John Quantrill... Married Alyson Atwood... 1986 graduate of Okemos High School (Michigan)... Attended University of Wisconsin, where he was named 1987 Rookie of the Year and 1989 Top Pitcher and team MVP.

PAUL QUANTRILL'S CAREER RECORD

YEAR CLUB	W-L	ERA	G	GS	CG	SHO	SV	IP	H	R	ER	BB	SO
1989 Gulf Coast	0-0	0.00	2	0	0	0	2	5.0	2	0	0	0	5
Elmira	5-4	3.43	20	7	5	0	2	76.0	90	37	29	12	57
1990 Winter Haven	2-5	4.14	7	7	1	0	0	45.2	46	24	21	6	14
New Britain	7-11	3.53	22	22	1	1	0	132.2	149	65	52	23	53
1991 New Britain	2-1	2.06	5	5	1	0	0	35.0	32	14	8	8	18
Pawtucket	10-7	4.45	25	23	#6	2	0	155.2	165	77	73	29	74
1992 Pawtucket	6-8	4.46	19	18	4	1	0	119.0	143	63	59	20	56
BOSTON	2-3	2.19	27	0	0	0	1	49.1	55	18	12	15	24
1993 BOSTON	6-12	3.91	49	14	1	1	1	138.0	151	73	60	44	66
1994 BOSTON	1-1	3.52	17	0	0	0	0	23.0	25	10	9	5	15
PHILLIES	2-2	6.00	18	1	0	0	1	30.0	39	21	20	10	13
Scranton	3-3	3.47	8	8	1	1	0	57.0	55	25	22	6	36
AL Totals	9-16	3.47	93	14	1	1	2	210.1	231	101	81	64	105
NL Totals	2-2	6.00	18	1	0	0	1	30.0	39	21	20	10	13
ML Totals	11-18	3.78	111	15	1	1	3	240.1	270	122	101	74	118

Tied For League Lead

QUANTRILL'S CAREER TRANSACTIONS

- Selected by Boston Red Sox in 6th round (8th pick) of June, 1989 draft.
- Traded to Philadelphia with Billy Hatcher (of), May 31, 1994, for Wes Chamberlain (of) and Mike Sullivan (rhp).

MAJOR LEAGUE HITTING TOTALS

	AVG.	AB	H	HR	RBI
1994	.000	3	0	0	0

QUANTRILL'S 1994 DETAILED PITCHING STATS

	W-L	ERA	G	IP	ER	SV		W-L	ERA	G	IP	ER	SV
HOME	1-1	4.30	17	23.0	11	1	ATL	0-0	11.25	2	4.0	5	0
ROAD	2-2	5.40	18	30.0	18	0	CHI	1-0	0.00	1	0.1	0	0
DAY	0-1	5.74	10	15.2	10	0	FLA	0-1	13.50	1	0.2	1	0
NIGHT	3-2	4.58	25	37.1	19	1	HOU	0-0	4.91	2	3.2	2	0
1ST HALF	3-3	4.53	31	49.2	25	1	LA	0-1	10.13	3	5.1	6	0
2ND HALF	0-0	10.80	4	3.1	4	0	MTL	1-0	4.50	2	4.0	2	0
							NY	0-0	4.50	1	2.0	1	0
APRIL	1-0	2.38	7	11.1	3	0	PIT	0-0	9.00	2	3.0	3	0
MAY	0-1	4.63	10	11.2	6	0	STL	0-0	0.00	2	5.0	0	1
JUNE	2-1	5.56	13	22.2	14	1	SD	0-0	0.00	1	0.2	0	0
JULY	0-1	7.36	5	7.1	6	0	SF	0-0	0.00	1	1.1	0	0

QUANTRILL'S CAREER PITCHING BREAKDOWN

	G	W-L	ERA	IP	ER	SV		G	W-L	ERA	IP	ER	SV
April	14	2-0	2.10	25.2	6	0	Home	59	6-8	3.50	139.0	54	3
May	20	1-4	2.92	37.0	12	0	Road	52	5-10	4.17	101.1	47	0
June	19	3-3	4.80	54.1	29	1	Day	32	0-6	4.50	66.0	33	2
July	17	3-3	3.53	43.1	17	1	Night	79	11-12	3.51	174.1	68	1
August	17	1-3	4.71	36.1	19	0	1st Half	56	7-9	3.51	136.0	53	1
Sept-Oct	24	1-5	3.71	43.2	18	1	2nd Half	55	4-9	4.14	104.1	48	2

QUANTRILL CAREER STATS BY BALLPARK

	G	W-L	ERA	IP	ER	SV		G	W-L	ERA	IP	ER	SV
Astrodome	2	0-0	4.91	3.2	2	0	Olympic	2	1-0	4.50	4.0	2	0
Dodger	1	0-1	4.50	4.0	2	0	Shea	1	0-0	4.50	2.0	1	0
Candlestick	1	0-0	0.00	1.1	0	0	Veterans	9	1-1	7.50	12.0	10	1
							Three Rivers	2	0-0	9.00	3.0	3	0

QUANTRILL'S CAREER HIGHS

LOW HIT CG: 2, at SEA, 7/4/93 . . . **SHUTOUTS:** 1, at SEA, 7/4/93 . . . **STRIKE-OUTS:** 6, vs BAL, 6/12/93; at SEA, 7/4/93 . . . **LONGEST OUTING:** 9 inn., at SEA, 7/4/93 . . . **WINNING STREAK:** 2 games, 1993, 1994 . . . **LOSING STREAK:** 5 games, 1993.



#55 GENE SCHALL 1B

B-T: R-R
 HT: 6-3; WT: 201
 AGE: 24, turns 25 on June 5
 BORN: June 5, 1970, Abington, PA
 RESIDES: Willow Grove, PA
 HOW OBTAINED: Phillies 4th pick in June, 1991 draft.

1994 SEASON: Paul Owens Award winner as the Phillies top player in the minor league system . . . Led Scranton (AAA) in hitting, total bases, doubles, HR, and RBI . . . Led the Phillies organization and set a club record with 89 RBI . . . Consistent performer with 15 to 19 RBI each month . . . Among International League hitters, was 2nd in RBI and tied for 2nd in doubles . . . Had 5 hits, 7/14 at Pawtucket and 5 RBI, 8/10 at Toledo . . . Had 2 HR, 6/20 vs Columbus (1st gm of DH) . . . Had Scranton's 1st-ever 5-hit game, 7/14 . . . Led all IL 1st basemen in putouts, assists, total chances and double plays . . . Stole 9 bases in 10 attempts . . . Red Barons' lone representative in the AAA All-Star game.

CAREER: Four-year pro . . . **1991:** Phillies 4th pick in June draft . . . Hit .341 in 1st season of pro ball while at Batavia . . . **1992:** Began season in Spartanburg where he led club in HR (8) and was 3rd in RBI (41), despite playing just 77 games (59 in the OF) . . . Promoted to Clearwater in July and appeared in 40 games (all in the OF), 4 HR and 19 RBI . . . **1993:** Began season at Reading where he hit .326, 15 HR and 60 RBI . . . Had outstanding July (.368, 8 HR, 28 RBI, 22 R) to earn both Phillies Minor League Player of the Month and Topps Eastern League Player of the Month . . . Had 3 HR and 9 RBI in a doubleheader vs Binghamton, 7/19 . . . Had 22 RBI in last 8 games prior to promotion to Scranton, 7/21 . . . At Scranton, appeared in 39 games at first base and one as a DH . . . Played for Tempe in the Arizona Fall League and hit .305 in 42 games, 7 HR and 23 RBI.

PERSONAL: Eugene David Schall . . . Single . . . 1988 graduate of LaSalle High School (Philadelphia, PA) where he played basketball and baseball . . . Attended Villanova University where he majored in psychology and played baseball (.484 avg in 1991 led all NCAA Div. I hitters) . . . Played Little League and American Legion baseball . . . Hobbies: Listening to music, fishing.

GENE SCHALL'S CAREER RECORD

YEAR	CLUB	AVG.	G	AB	R	H	2B	3B	HR	RBI	BB	SO	SB	CS
1991	Batavia	.341	13	44	5	15	1	0	2	8	3	16	0	1
1992	Spartanburg	.268	77	276	44	74	13	1	8	41	29	52	3	2
	Clearwater	.248	40	133	16	33	4	2	4	19	14	32	1	2
1993	Reading	.326	82	285	51	93	12	4	15	60	24	56	2	1
	Scranton	.237	40	139	16	33	6	1	4	16	19	38	4	2

SCHALL'S CAREER TRANSACTIONS

— Selected by Philadelphia in 4th round of June, 1991 draft.



#38 CURT SCHILLING RHP

B-T: R-R

HT: 6-4; WT: 225

AGE: 28, turns 29 on November 14

BORN: November 14, 1966, Anchorage, AK

RESIDES: Philadelphia, PA

ML SERVICE: 4 years, 93 days

HOW OBTAINED: Acquired from the Houston Astros for Jason Grimsley, 4/2/92.

1994 SEASON: Began the season 0-7 in 9 starts, Phillies longest and a career-longest losing streak . . . Had a 1-hitter through 6.0 innings, 4/14 vs COL, but lost as the Rockies held the Phils to just 2 hits, for the first shutout in team history . . . Lasted a season-low 4.0 innings because of a sprained ligament in his right foot, 4/24 at SD . . . On disabled list for 1st time in career, 5/16-7/25 with a tender right elbow . . . Had bone spur removed and elbow cleaned, 5/20 . . . Underwent surgery on his left knee, 6/10, after a freak incident when the knee popped after getting up from a seated position . . . Made 3 rehab starts, alternating between Scranton and Reading . . . Won 1st game of season, 7/25 at FLA . . . Remained undefeated vs Mets (7-0) as a Phillie, with his lone CG and 2nd victory of the season, 8/9 vs NY . . . Excluding his 1st start when the Phils scored 4 runs, his teammates scored just 23 runs in 12 starts while he was still in the game.

CAREER: Nine-year pro . . . **1986:** Selected by Red Sox in the 2nd round of the January draft . . . Spent 1st pro season at Elmira, leading club with a 2.98 ERA . . . **1987:** At Greensboro, led SAL in strikeouts (189) in 184 innings pitched . . . Was 4th in the league with 7 CG . . . **1988:** Began season at New Britain and was 8-5 with a 2.97 ERA in 21 games when traded to the Orioles 7/30 . . . Was 5-2 with a 3.18 ERA at AA Charlotte when promoted to the big leagues . . . Made ML debut 9/7 vs BOS, had a no decision . . . **1989:** Led International League in innings, tied for lead in wins, starts, CG and SHO . . . Earned September recall . . . **1990:** Began season at Rochester, recalled after 15 appearances, 6/29 . . . Earned 1st ML save 6/29 vs MIN . . . Did not allow a run in 20 of his 1st 23 appearances and had a stretch of 20 consecutive scoreless innings . . . Earned 1st ML win 7/11 vs KC . . . **1991:** Traded to HOU, 1/10 . . . Set career highs in saves and appearances . . . Began season as club's closer after going 2-0, 1 save, 0.66 ERA in 10 spring outings . . . Converted 5 of 1st 6 save opportunities . . . Struggled in May and June, optioned to Tucson 6/26 . . . Recalled 8/2 after 13 games when Jim Clancy was traded to ATL . . . **1992:** Traded to Phillies, 4/2, late in spring training . . . Led ML in lowest opponents average (.201), 2nd in NL in CG, tied for 3rd in SHO and 4th in ERA . . . 2.35 ERA was lowest for a Phillies right-hander since Jim Bunning (2.29) in 1967 . . . Had longest Phillies relief appearance, 4.0 innings, 5/3 at SF . . . Made 1st Phillies start 5/19 vs HOU (after 16 relief app.), winning 1st NL game as a starter, 4-3; it was also his 1st start since 9/6/89 with BAL (vs CLE) . . . Pitched 1st career CG SHO, a 3-hitter, 6/8 vs PIT . . . Pitched back-to-back shutouts 7/22 vs SD and 7/27 vs NY . . . Had a 29.0 consecutive scoreless inning streak (7/22- 8/1), longest for a Phillie in '92; tied Tommy Greene (1991) for 6th place on club's all-time list . . . Threw Phillies 1st 1- hitter, 9/9 vs NY, since David Palmer on 8/2/88 at STL . . . 10 CG were 2nd on the staff and most by a right-hander since Jim Lonborg's 16 in 1974 . . . **1993:** Phillies Player of the Month for April, 4-1, 2.54 ERA, 2 CG SHO and September, 4-1, 3.47, 35 SO . . . Tied for NL lead with 1,000 fielding % . . . Finished tied for 2nd in NL in CG, tied for 3rd in SHO, 4th in strikeouts, 5th in innings, 7th in SO per 9.0 IP (7.1), 8th in winning % (.696), tied for 8th in wins and tied for 9th with fewest BB per 9.0 IP (2.2) . . . Set a new career-high with 235.1 IP; 2nd straight season he reached the 200 IP mark . . . Had a career-best 7-game win streak, 7/18-9/20 . . . Started Game 1 of the NLCS vs ATL, and set a record by striking out 1st 5 batters faced, ended with a no-decision in Phillies 4-3, 10 inning victory . . . Had the same fate in his 2nd start in Game 5, and managed to win MVP for the series without earning a win, 16.0 IP, 1.69 ERA, 19 SO . . . Also started 2 games in the World Series vs TOR . . . Lost his 1st outing, 8-5, but won the 2nd in Game 5 by throwing a 5-hit shutout.

Curt Schilling (continued)

PERSONAL: Curt Schilling . . . Married Shonda Brewer (11/7/92) . . . 1985 graduate of Shadow Mountain High in Arizona . . . Attended Yavapai Junior College in AZ where he played baseball (team advanced to the 1985 JUCO World Series) . . . Initiated "Curt's Pitch for ALS" in 1993, donating \$17,440 to the cause, and helping to raise over \$70,000 for Lou Gehrig's Disease; continued his efforts in 1994, giving \$25,000 to ALS . . . Hobbies: Golf and is a World War II history buff and contributes articles to "Fire and Effect", a national newsletter for fans of military board games.

CURT SCHILLING'S CAREER RECORD

YEAR	CLUB	W-L	ERA	G	GS	CG	SHO	SV	IP	H	R	ER	BB	SO
1986	Elmira	7-3	2.59	16	15	2	1	0	93.2	92	34	27	30	75
1987	Greensboro	8-15*	3.82	29	28	7	3	0	184.0	179	96	78	65	*189
1988	New Britain	8-5	2.97	21	17	4	1	0	106.0	91	44	35	40	62
	Charlotte	5-2	3.18	7	7	2	1	0	45.1	36	19	16	23	32
	BALTIMORE	0-3	9.82	4	4	0	0	0	14.2	22	19	16	10	4
1989	Rochester	#13-11	3.21	27	#27	#9	#3	0	*185.1	176	76	66	59	109
	BALTIMORE	0-1	6.28	5	1	0	0	0	8.2	10	6	6	3	6
1990	Rochester	4-4	3.92	15	14	1	0	0	87.0	95	46	38	25	83
	BALTIMORE	1-2	2.54	35	0	0	0	3	46.0	38	13	13	19	32
1991	Tucson	0-1	3.42	13	0	0	0	3	23.2	16	9	9	12	21
	HOUSTON	3-5	3.81	56	0	0	0	8	75.2	79	35	32	38	71
1992	PHILLIES	14-11	2.35	42	26	10	4	2	226.1	165	67	59	59	147
1993	PHILLIES	16-7	4.02	34	34	7	2	0	235.1	234	114	105	57	186
1994	PHILLIES	2-8	4.48	13	13	1	0	0	82.1	87	42	41	28	58
	Scranton-a	0-0	1.80	2	2	0	0	0	10.0	6	2	2	5	6
	Reading-a	0-0	0.00	1	1	0	0	0	4.0	6	0	0	1	4
AL	Totals	1-6	4.54	44	5	0	0	3	69.1	70	38	35	32	42
NL	Totals	35-31	3.44	145	73	18	6	10	619.2	565	258	237	183	462
ML	Totals	36-37	3.55	189	78	18	6	13	689.0	635	296	272	215	504

* League Leader #Tied for League Lead a- Rehabilitation Assignment

LEAGUE CHAMPIONSHIP SERIES RECORD

YEAR	CLUB,OPP	W-L	ERA	G	GS	CG	SHO	SV	IP	H	R	ER	BB	SO
1993	PHI,ATL	0-0	1.69	2	2	0	0	0	16.0	11	4	3	5	19

WORLD SERIES RECORD

YEAR	CLUB,OPP	W-L	ERA	G	GS	CG	SHO	SV	IP	H	R	ER	BB	SO
1993	PHI,TOR	1-1	3.52	2	2	1	1	0	15.1	13	7	6	5	9

MAJOR LEAGUE HITTING TOTALS

	AVG.	AB	H	HR	RBI
1994	.107	28	3	0	1
Career	.147	170	25	0	7

SCHILLING'S CAREER TRANSACTIONS

- Selected by Boston Red Sox in 2nd round of January, 1986 draft.
- Traded to Baltimore Orioles with Brady Anderson (of) July 30, 1988, for Mike Boddicker (rhp).
- Traded to Houston Astros with Pete Harnisch (rhp), and Steve Finley (of), January 10, 1991, for Glenn Davis (1b).
- Traded to Philadelphia April 2, 1992, for Jason Grimsley (rhp).
- On disabled list with a bone spur in his right elbow, May 16-July 25, 1994; included rehabilitation assignments to Scranton, July 10-15 and July 20-25 and Reading, July 15-20.

SCHILLING'S 1994 DETAILED PITCHING STATS

	W-L	ERA	G	IP	ER	SV		W-L	ERA	G	IP	ER	SV
HOME	1-4	3.67	6	41.2	17	0	ATL	0-1	3.86	2	14.0	6	0
ROAD	1-4	5.31	7	40.2	24	0	CIN	0-1	1.29	1	7.0	1	0
DAY	0-4	4.91	7	44.0	24	0	COL	0-1	5.27	2	13.2	8	0
NIGHT	2-4	3.99	6	38.1	17	0	FLA	1-1	7.45	2	9.2	8	0
1ST HALF	0-7	5.40	9	55.0	33	0	LA	0-0	4.05	1	6.2	3	0
2ND HALF	2-1	2.63	4	27.1	8	0	MTL	0-1	5.40	1	5.0	3	0
							NY	1-0	1.00	1	9.0	1	0
APRIL	0-4	4.23	6	38.1	18	0	PIT	0-1	7.11	1	6.1	5	0
MAY	0-3	8.10	3	16.2	15	0	SD	0-1	11.25	1	4.0	5	0
JULY	1-0	1.50	2	12.0	2	0	SF	0-1	1.29	1	7.0	1	0
AUG	1-1	3.52	2	15.1	6	0							

SCHILLING'S CAREER PITCHING BREAKDOWN

	G	W-L	ERA	IP	ER	SV		G	W-L	ERA	IP	ER	SV
Atlanta	17	2-4	4.07	66.1	30	2	Montreal	14	5-4	3.76	64.2	27	0
Chicago	12	1-2	3.61	42.1	17	2	New York	15	8-1	2.12	72.1	17	1
Cincinnati	11	2-2	2.84	44.1	14	2	Philadelphia	3	0-0	5.40	5.0	3	0
Colorado	4	2-1	5.74	26.2	17	0	Pittsburgh	8	1-3	3.41	34.1	13	1
Florida	3	2-1	4.34	18.2	9	0	St. Louis	11	2-4	4.40	57.1	28	0
Houston	6	3-1	2.36	45.2	12	0	San Diego	16	5-3	3.19	42.1	15	0
Los Angeles	10	2-2	3.53	43.1	17	0	San Francisco	15	0-3	2.88	56.1	18	2
April	30	6-7	3.32	105.2	39	4	Home	96	22-20	3.39	374.2	141	5
May	29	4-7	3.95	109.1	48	3	Road	93	14-17	3.75	314.1	131	8
June	20	7-6	3.76	83.2	35	1	Day	51	6-15	4.70	205.0	107	2
July	23	6-4	3.65	101.0	41	1	Night	138	30-22	3.07	484.0	165	11
August	38	5-4	3.02	140.0	47	1	1st Half	84	17-22	3.80	312.1	132	8
Sept-Oct	49	8-9	3.74	149.1	62	3	2nd Half	105	19-15	3.35	376.2	140	5

SCHILLING'S CAREER STATS BY BALLPARK

	G	W-L	ERA	IP	ER	SV		G	W-L	ERA	IP	ER	SV
Atlanta	11	2-1	3.38	45.1	17	2	Wrigley	7	0-2	5.64	22.1	14	1
Riverfront	6	1-1	2.55	24.2	7	2	Joe Robbie	2	1-1	7.45	9.2	8	0
Mile High	1	0-0	6.00	6.0	4	0	Olympic	5	2-1	2.59	24.1	7	0
Astrodome	35	4-3	3.50	69.1	27	3	Shea	6	3-0	2.70	23.1	7	0
Dodger	3	0-1	3.48	10.1	4	0	Veterans	44	18-14	3.09	285.1	98	0
Jack Murphy	9	3-2	3.96	25.0	11	0	Three Rivers	4	0-1	2.60	17.1	5	1
Candlestick	7	0-1	3.09	32.0	11	1	Busch	5	1-3	6.20	24.2	17	0

SCHILLING'S GAME HIGHS

LOW HIT CG: 1, vs NY, 9/9/92 . . . **SHUTOUTS:** 6, vs PIT, 6/8/92; at MTL, 6/23/92; vs SD, 7/22/92; vs NY (NL), 7/27/92; vs CHI (NL), 4/11/93; vs LA, 4/23/93 . . . **STRIKEOUTS:** 11, vs FLA, 9/20/93 . . . **LONGEST OUTING:** 9 inn., 19 times, last: vs NY, 8/9/94 . . . **WINNING STREAK:** 7 games, 1993 . . . **LOSING STREAK:** 7 games, 1994 . . . **SCORELESS STREAK:** 29.0 inn., 1992.



#51 HEATHCLIFF SLOCUMB RHP

B-T: R-R

HT: 6-3; WT: 215

AGE: 28, turns 29 on June 7

BORN: June 7, 1966, Jamaica, NY

RESIDES: Richmond Hills, NY

ML SERVICE: 2 years, 121 days

HOW OBTAINED: Acquired from Cleveland Indians for Ruben Amaro, 11/2/93.

1994 SEASON: Became the 1st Phillie right-hander to win on Opening Day since 1966, 4/4 at COL ... Got his 1st ML hit and RBI, 4/13 vs COL (off Mike Munoz) ... Had career-best 4-game win streak, 4/4-5/24; lone loss came, 6/22 at PIT ... Pitched in 4 of Phils 6 shutouts, 5/15 vs PIT (1-0), 5/24 at STL (4-0), 6/8 vs CHI (3-0) and 6/19 at MTL (13-0) ... Missed 6 games, 7/14-19, with a case of the chicken pox ... Tied his career-best with 52 appearances and set career-highs in innings (72.1) and strikeouts (58) ... Led bullpen with 5 wins and 52 appearances ... Had 2nd-best ERA of staff on the road, 2.63 (11 ER in 37.2 IP).

CAREER: 11-year pro ... **1984:** Signed as a non-drafted amateur free agent, 7/10 ... **1986:** Led Little Falls staff in ERA and tied for team lead in games ... Selected by Cubs in Rule 5 minor league draft, 12/9 ... **1987:** Pitched for Winston-Salem and Peoria where he combined for 11-6, 3.36 ERA in 25 games (20 starts) ... **1988:** Spent majority of season as a starter for Winston-Salem; last year as a starter ... **1989:** Recorded a career-high 22 saves at Peoria ... Ranked 5th in Midwest League in games finished (43) and 4th among relievers with a .162 opponents average vs him ... **1990:** Appeared in 63 games with Charlotte and Iowa ... Tied for 4th in Southern League in games finished (37) ... Earned save in SL All-Star game ... Promoted to Iowa, 7/20 ... Combined for 6-3, 13 saves, 2.09 ERA ... **1991:** Spent majority of season with Cubs, becoming 1st Cubs' rookie right-hander to appear in at least 50 games since Bruce Sutter appeared in 52 in 1976 ... Joined Chuck McElroy (71 games) as part of Cubs' 1st rookie tandem to reach the 50-outings mark since 1974, Oscar Zamora (56) and Ken Frailing (55) ... Allowed just 2 ER during 23-game, 22.1 inning stretch, 5/17-7/1 ... Earned 1st ML save 5/24 vs MTL, striking out Tim Wallach ... **1992:** Opened season with Cubs, earning 2nd ML save, 4/12 vs STL ... Had a 5.91 ERA in 11 appearances before optioned to Iowa, 5/4 ... Pitched 36 games (1 start), 2.59 ERA to earn recall by Cubs, 7/31 ... Pitched career-high 4.1 innings, striking out career-high 7, 8/10 vs MTL; 7 strikeouts were also season-high for Cubs reliever ... **1993:** Began season with Iowa, earning 7 saves in 10 games before promotion to Cubs at end of April ... Appeared in 10 games for Cubs, allowing runs in just 2 of them ... Traded to Cleveland, 6/1 ... Pitched 10.1 scoreless innings in 1st 6 games with Indians, a career-longest ... Earned 1st AL victory, 6/11 at TEX, throwing 1.2 shutout innings ... Optioned to AAA Charlotte, 7/5, where he had a 3.56 ERA in 23 relief appearances ... Recalled 9/17 ... Made 1st big league appearance since 7/4 on 9/18 at DET.

PERSONAL: Heathcliff Slocumb ... Single; two daughters, Jessica and Heather ... 1984 graduate of John Bowne High School (NY).

MAJOR LEAGUE HITTING TOTALS

	AVG.	AB	H	HR	RBI
1994	.250	4	1	0	2
Career	.100	10	1	0	2

SLOCUMB'S CAREER TRANSACTIONS

- Signed by New York Mets as an amateur free agent, July 10, 1984.
- Selected by Chicago Cubs in annual minor league draft, December 9, 1986.
- Traded to Cleveland Indians June 1, 1993, for Jose Hernandez (ss).
- Traded to Philadelphia November 2, 1993, for Ruben Amaro (of).

HEATHCLIFF SLOCUMB'S CAREER RECORD

YEAR	CLUB	W-L	ERA	G	GS	CG	SHO	SV	IP	H	R	ER	BB	SO
1984	Kingsport	0-0	0.00	1	0	0	0	0	0.1	0	1	0	1	0
	Little Falls	0-0	11.00	4	1	0	0	0	9.0	8	11	11	16	10
1985	Kingsport	3-2	3.78	11	9	1	0	0	52.1	47	32	22	31	29
1986	Little Falls	3-1	1.65	25	0	0	0	1	43.2	24	17	8	36	41
1987	Winston-Salem	1-2	6.26	9	4	0	0	0	27.1	26	25	19	26	27
	Peoria	10-4	2.60	16	16	3	1	0	104.0	97	44	30	42	81
1988	Winston-Salem	6-6	4.96	25	19	2	1	1	119.2	122	75	66	90	78
1989	Peoria	5-3	1.78	49	0	0	0	22	55.2	31	16	11	33	52
1990	Charlotte	3-1	2.15	43	0	0	0	12	50.1	50	20	12	32	37
	Iowa	3-2	2.00	20	0	0	0	1	27.0	16	10	6	18	21
1991	Iowa	1-0	4.05	12	0	0	0	1	13.1	10	8	6	6	9
	CHICAGO (NL)	2-1	3.45	52	0	0	0	1	62.2	53	29	24	30	34
1992	Iowa	1-3	2.59	36	1	0	0	7	41.2	36	13	12	16	47
	CHICAGO (NL)	0-3	6.50	30	0	0	0	1	36.0	52	27	26	21	27
1993	Iowa	1-0	1.50	10	0	0	0	7	12.0	7	2	2	8	10
	CHICAGO (NL)	1-0	3.38	10	0	0	0	0	10.2	7	5	4	4	4
	CLEVELAND	3-1	4.28	20	0	0	0	0	27.1	28	14	13	16	18
	Charlotte	3-2	3.56	23	0	0	0	1	30.1	25	14	12	11	25
1994	PHILLIES	5-1	2.86	52	0	0	0	0	72.1	75	32	23	28	58
AL	Totals	3-1	4.28	20	0	0	0	0	27.1	28	14	13	16	18
NL	Totals	8-5	3.81	144	0	0	0	2	181.2	187	93	77	83	123
ML	Totals	11-6	3.88	164	0	0	0	2	209.0	215	107	90	99	141

SLOCUMB'S 1994 DETAILED PITCHING STATS

	W-L	ERA	G	IP	ER	SV		W-L	ERA	G	IP	ER	SV
HOME	1-0	3.12	26	34.2	12	0	ATL	1-0	0.00	3	3.2	0	0
ROAD	4-1	2.63	26	37.2	11	0	CHI	0-0	0.00	4	3.2	0	0
DAY	4-0	2.88	18	25.0	8	0	CIN	0-0	6.00	2	3.0	2	0
NIGHT	1-1	2.85	34	47.1	15	0	COL	2-0	2.08	3	4.1	1	0
1ST HALF	4-1	2.80	40	54.2	17	0	FLA	0-0	2.45	6	11.0	3	0
2ND HALF	1-0	3.06	12	17.2	6	0	HOU	0-0	5.06	3	5.1	3	0
							LA	0-0	2.25	3	4.0	1	0
APRIL	2-0	2.45	10	14.2	4	0	MTL	0-0	5.79	5	4.2	3	0
MAY	2-0	3.43	16	21.0	8	0	NY	0-0	4.50	5	6.0	3	0
JUNE	0-1	2.12	13	17.0	4	0	PIT	0-1	6.00	5	6.0	4	0
JULY	1-0	3.14	9	14.1	5	0	STL	1-0	0.00	3	4.0	0	0
AUG	0-0	3.38	4	5.1	2	0	SD	0-0	3.52	5	7.2	3	0
							SF	1-0	0.00	5	9.0	0	0

SLOCUMB'S CAREER PITCHING BREAKDOWN

	G	W-L	ERA	IP	ER	SV		G	W-L	ERA	IP	ER	SV
Atlanta	9	1-0	6.10	10.1	7	0	Montreal	15	0-1	8.36	14.0	13	1
Chicago	4	0-0	0.00	3.2	0	0	New York	12	0-0	3.55	12.2	5	0
Cincinnati	10	2-1	4.73	13.1	7	0	Philadelphia	8	0-1	4.30	14.2	7	0
Colorado	4	2-0	6.23	4.1	3	0	Pittsburgh	19	1-1	5.70	23.2	15	0
Florida	7	0-0	2.08	13.0	3	0	St. Louis	15	1-0	1.77	20.1	4	1
Houston	9	0-0	2.70	13.1	4	0	San Diego	12	0-0	2.70	13.1	4	0
Los Angeles	10	0-1	2.70	10.0	3	0	San Francisco	10	1-0	1.20	15.0	2	0
April	31	4-2	3.66	39.1	16	1	Home	83	6-3	3.22	109.0	39	2
May	36	2-0	3.16	42.2	15	1	Road	81	5-3	4.59	100.0	51	0
June	44	2-2	2.06	52.1	12	0	Day	74	6-3	5.17	92.1	53	2
July	20	3-0	6.14	29.1	20	0	Night	90	5-3	2.85	116.2	37	0
August	13	0-0	5.32	22.0	13	0	1st Half	117	9-4	3.44	144.0	55	2
Sept-Oct	20	0-2	5.40	23.1	14	0	2nd Half	47	2-2	4.85	65.0	35	0

SLOCUMB'S CAREER STATS BY BALLPARK

	G	W-L	ERA	IP	ER	SV		G	W-L	ERA	IP	ER	SV
Atlanta	8	1-0	7.88	8.0	7	0	Wrigley	47	2-2	3.84	58.2	25	2
Riverfront	6	1-1	3.00	9.0	3	0	Joe Robbie	6	0-0	2.45	11.0	3	0
Mile High	2	2-0	0.00	1.2	0	0	Olympic	7	0-1	15.43	4.2	8	0
Astrodome	2	0-0	2.25	4.0	1	0	Shea	3	0-0	3.37	2.2	1	0
Dodger	5	0-0	1.80	5.0	1	0	Veterans	30	1-0	3.37	42.2	16	0
Jack Murphy	7	0-0	2.00	9.0	2	0	Three Rivers	9	0-1	5.56	11.1	7	0
Candlestick	5	0-0	2.70	6.2	2	0	Busch	7	1-0	1.23	7.1	1	0

SLOCUMB'S GAME HIGHS

STRIKEOUTS: 7, vs MTL, 8/10/92 . . . **LONGEST OUTING:** 4.1 inn., vs MTL, 8/10/92 . . . **WINNING STREAK:** 4 games, 1994 . . . **LOSING STREAK:** 3 games, 1992 . . . **SCORELESS STREAK:** 10.1 inn., 1993.



#19 KEVIN STOCKER SS

B-T: S-R

HT: 6-1; **WT:** 175

AGE: 25

BORN: February 13, 1970, Spokane, WA

RESIDES: Spokane, WA

ML SERVICE: 1 year, 48 days

HOW OBTAINED: Phillies 2nd pick in June, 1991 draft.

1994 SEASON: Had season interrupted by stint on the DL, 4/28-6/1, with torn cartilage in his right wrist . . . Underwent surgery, 5/5 after injuring the wrist swinging the bat, 4/27 at LA (missed 27 games) . . . Hit .308 (4-13) in 4-game rehab. assign. with Scranton . . . Tied career-high 3 hits, 4/26 at LA . . . Despite games missed, led club in HBP for 2nd straight season with 7 . . . Had season-high 8-game hit streak (7/18-25) during which he hit .414 . . . Reached base via hit or walk in 25 straight games, 7/1-29383 on-base-pct. was 3rd on club to Dykstra and Kruk, respectively . . . Hit .301 at the Vet.

CAREER: Four-year pro . . . **1991:** Phillies 2nd pick in June draft . . . Played in 70 games at Spartanburg and stole 15 bases in 18 attempts . . . **1992:** Began season at Clearwater, where he had 13 doubles, 4 triples and 15 steals to earn in-season All-Star selection . . . Promoted to Reading 6/16, where he appeared in 62 games at shortstop . . . Led club with 17 steals . . . 32 combined steals led Phillies farm system . . . Named by Baseball America as Best Defensive Shortstop in Florida State League . . . **1993:** Began season with Scranton . . . Phillies purchased his contract, 7/7, immediately becoming everyday shortstop . . . Made ML debut 7/7 vs LA, playing all of 20-inning, 7-6 Phils win . . . Collected 1st ML hit, 7/8 vs SF off Bill Swift and 1st ML HR in the same game off Rod Beck . . . Got off to fast start, hitting .385 in July . . . Had two 10-game hit streaks in his first 33 games, 7/18-8/5 (.514) and 8/12-22 (.447) . . . Had 5 three-hit games . . . Led club and was tied for 9th in NL in HBP's (9) . . . Named to Baseball Digest's Rookie All-Star Team . . . Started every postseason game, collecting 3 hits in Game #3 of the NLCS at ATL.

PERSONAL: Kevin Douglas Stocker . . . Married Brooke Thornton (12/30/94) . . . 1988 graduate of Central Valley High School in Spokane, WA . . . Attended the University of Washington where he played baseball; was 3rd team All-American in 1991 . . . Hobbies: Golfing and fishing.

KEVIN STOCKER'S CAREER RECORD

YEAR	CLUB	AVG.	G	AB	R	H	2B	3B	HR	RBI	BB	SO	SB	CS
1991	Spartanburg	.220	70	250	26	55	11	1	0	20	31	37	15	3
1992	Clearwater	.283	63	244	43	69	13	4	1	33	27	31	15	9
	Reading	.250	62	240	31	60	9	2	1	13	22	30	17	4
1993	Scranton	.233	83	313	54	73	14	1	3	17	29	56	17	6
	PHILLIES	.324	70	259	46	84	12	3	2	31	30	43	5	0
1994	PHILLIES	.273	82	271	38	74	11	2	2	28	44	41	2	2
	Scranton-a	.308	4	13	1	4	1	0	0	2	1	0	0	0
ML	Totals	.298	152	530	84	158	23	5	4	59	74	84	7	2

a-Rehabilitation Assignment

LEAGUE CHAMPIONSHIP SERIES RECORD

YEAR	CLUB,OPP	AVG.	G	AB	R	H	2B	3B	HR	RBI	BB	SO	SB	CS
1993	PHI, ATL	.182	6	22	0	4	1	0	0	1	2	5	0	0

WORLD SERIES RECORD

YEAR	CLUB,OPP	AVG.	G	AB	R	H	2B	3B	HR	RBI	BB	SO	SB	CS
1993	PHI, TOR	.211	6	19	1	4	1	0	0	1	5	5	0	1

STOCKER'S CAREER FIELDING

	PCT.	G	PO	A	E	TC	DP
Shortstop	.958	152	236	455	30	721	90

STOCKER'S CAREER TRANSACTIONS

- Selected by Philadelphia in 2nd round of June, 1991 draft.
- On disabled list with torn cartilage in his right wrist. April 28-June 1, 1994; included rehabilitation assignment to Scranton, May 28-June 1.

STOCKER'S 1994 DETAILED HITTING STATS

	AVG.	AB	H	HR	RBI		AVG.	AB	H	HR	RBI
HOME	.301	133	40	2	15	ATL	.200	20	4	0	3
ROAD	.246	138	34	0	13	CHI	.200	10	2	0	0
DAY	.236	72	17	0	8	CIN	.167	12	2	0	2
NIGHT	.286	199	57	2	20	COL	.286	21	6	0	3
1ST HALF	.296	156	40	0	13	FLA	.333	21	7	0	4
2ND HALF	.296	115	34	2	15	HOU	.111	9	1	0	0
RHP	.268	71	19	1	5	LA	.205	39	8	0	4
LHP	.275	200	55	1	23	MTL	.318	22	7	0	1
APRIL	.262	65	17	0	7	NY	.120	25	3	0	0
JUNE	.259	81	21	0	6	PIT	.467	15	7	2	4
JULY	.300	90	27	0	11	STL	.333	12	4	0	2
AUG	.257	35	9	2	4	SD	.400	35	14	0	3
						SF	.300	30	9	0	2
PINCH HITTING	.000	0	0	0	0	ON BASE AVG.	.383				
SLUGGING PCT.	.351					SCORING POS.	.266	64	17	0	25

STOCKER'S CAREER BATTING BREAKDOWN

	AVG.	AB	H	HR	RBI		AVG.	AB	H	HR	RBI
Atlanta	.279	43	12	0	6	Montreal	.310	42	13	0	2
Chicago	.273	33	9	0	2	New York	.267	45	12	0	0
Cincinnati	.216	37	8	0	5	Pittsburgh	.417	36	15	2	6
Colorado	.304	46	14	1	10	St. Louis	.308	26	8	0	4
Florida	.205	44	9	0	6	San Diego	.362	47	17	0	4
Houston	.355	31	11	0	5	San Francisco	.375	48	18	1	4
Los Angeles	.231	52	12	0	5						
April	.262	65	17	0	7	Home	.301	259	78	3	25
June	.259	81	21	0	6	Road	.295	271	80	1	34
July	.331	142	47	1	17	Day	.309	149	46	0	12
August	.307	140	43	3	20	Night	.294	381	112	4	47
Sept.-Oct	.294	102	30	0	9	LHP	.336	152	51	1	12
1st Half	.256	156	40	0	13	RHP	.283	378	107	3	47
2nd Half	.316	374	118	4	46						

STOCKER'S CAREER STATS BY BALLPARK

	AVG.	AB	H	HR	RBI		AVG.	AB	H	HR	RBI
Atlanta	.333	24	8	0	5	Wrigley	.214	14	3	0	0
Riverfront	.158	19	3	0	4	Joe Robbie	.190	21	4	0	5
Mile High	.348	23	8	1	8	Olympic	.409	22	9	0	1
Astrodome	.350	20	7	0	3	Shea	.263	19	5	0	0
Dodger	.321	28	9	0	2	Veterans	.301	259	78	3	25
Jack Muphy	.303	33	10	0	3	Three Rivers	.353	17	6	0	1
Candlestick	.263	19	5	0	1	Busch	.250	12	3	0	1

STOCKER'S GAME HIGHS

HITS: 3, 6 times, last: at LA, 4/26/94 . . . **RUNS:** 3, at NY, 9/15/93 . . . **DOUBLES:** 1 . . . **TRIPLES:** 1 . . . **HOME RUNS:** 1 . . . **RBI:** 3, 6 times, last: vs PIT, 8/3/94 . . . **STOLEN BASES:** 2, at LA, 7/19/93 . . . **HITTING STREAK:** 10 games, 1993 (twice).



#40 DAVID WEST LHP

B-T: L-L

HT: 6-6; **WT:** 247

AGE: 30, turns 31 on September 1

BORN: September 1, 1964, Memphis, TN

RESIDES: Stuart, FL

ML SERVICE: 4 years, 167 days

HOW OBTAINED: Acquired from the Minnesota Twins for Mike Hartley, 12/5/92.

1994 SEASON: Began the season in the bullpen where he went 0-4, 5.12 ERA in 17 appearances . . . Moved into starting rotation to get out of slump and thrived there . . . Made 1st start as a Phillie, 5/24 at STL, throwing 4.0 scoreless innings in Phils 4-0 win . . . Won 1st game as a Phillie starter, 5/29 vs HOU; it was also his 1st win as a starter since, 8/28/91 at CLE . . . Had a streak of 10.0 scoreless innings, 5/24-29 . . . Threw 7.0 innings of a combined 3-0 shutout, 6/8 vs CHI (with Slocumb and Jones) . . . Fell one strikeout shy of tying career-high 9 strikeouts, 6/3 at HOU . . . Threw a season-best 8.0 innings, 7/1 at LA and duplicated it, 8/5 vs MTL . . . Went 4-6, 3.20 ERA in his 14 starts, 64 SO . . . Allowed 3 hits or less in 7 of his 14 starts and more than 5 in just 2 starts . . . Had team-best overall opponents average against him, .205 and held left-handers to a team-best .156 average.

CAREER: 12-year pro . . . **1983:** Mets 4th round pick . . . **1984:** Opponents hit .193 against him, 4th lowest in South Atlantic League . . . **1985:** Participated in 1st two no-hitters in history of Columbia: Started vs Charleston, 7/22, game was suspended and completed by relievers, 8/21; Threw 3-0 no-hitter to beat Spartanburg, 8/14 . . . Led SAL in walks, 2nd in strikeouts . . . Set strikeout ratio (11.64) record in Mets' organization . . . Columbia's Pitcher of the Year . . . Voted by league managers as Best Pitching Prospect and Pitcher with Best Fastball . . . **1986:** Won 10 straight starts at Columbia, 7/3-8/21 . . . One of *Baseball America's* top 10 prospects in SAL . . . **1987:** Led Texas League in strikeouts, strikeout ratio (10.04), walks and tied for lead in shutouts . . . Starting pitcher in TL All-Star game . . . **1988:** Starting pitcher in Class-AAA All-Star game . . . Had 3 double-digit strikeout games . . . Had lowest ERA in triple-A baseball . . . Led International League in win % (.750) and walks; 2nd in wins and strikeouts . . . Made ML debut 9/24 in STL, winning 14-1 . . . Singled in 1st ML at-bat (Larry McWilliams), doubled in next at-bat (Dan Quisenberry) . . . Named to *Baseball America's* All-Class-AAA All-Star team . . . **1989:** IL Pitcher of the Week, 4/23-29 . . . Recalled by NY and did not allow a run in his 1st 5 appearances over 10.1 innings . . . Lost 1st ML game 7/6 vs CIN, 10-2 . . . Traded to MIN, 7/31 . . . Made 1st AL

appearance in relief, 8/2 in NY ... 1st AL win came in 1st start, 8/26 vs SEA ... Finished decade of 80's with 4th most strikeouts by a minor league pitcher, 958 ... 1990: 1st full season in the majors ... Threw 1st ML CG, 5/2 at DET, a 3-hitter ... Struck out a career-high 9 in 7.1 innings, 6/23 vs KC ... On DL 9/7 through the remainder of the season with a pulled left hamstring ... MVP in playoffs for Santurce in Puerto Rican Winter League ... **1991:** On DL 4/12 (retroactive to 4/7) with tenderness in his left elbow ... Went to Orlando for rehab, 5/14, during which he suffered strained right abdominal muscle in 1st inning of work ... Activated 7/2 ... Was 4-4, 4.90 ERA in 12 starts; 0-0, 1.29 ERA in 3 relief appearances ... Pitched 2.2 innings, 1 H, 3 BB, 3 SO in Twins' 3-2 win at TOR in Game 3 and threw 3 hitless innings in Game 5 of the ALCS ... Did not retire any of the 6 batters faced in the World Series in 2 appearances ... **1992:** Began the season at AAA Portland ... Struck out a season-high 10 batters in a 2-1 loss, 6/2 vs Calgary and 7/25 vs Calgary ... Threw 6.0 innings of a combined no-hitter (Larry Casian & Greg Johnson), 6/7 vs Vancouver ... Threw his lone CG, 6/28 vs Colorado Springs ... Was 3-1, 1.58 ERA in 6 June starts ... Struck out 33 in his final 4 starts and went 5-1, 1.72 ERA with a .142 opponents average against him in his last 8 starts before Twins recall, 7/31 ... Pitched 5.0 scoreless innings in relief for his lone win, 8/14 at SEA ... **1993:** First full season in the bullpen ... Finished tied for 2nd in NL with 76 appearances, a new Phillies record for a left-hander ... Don Carman held the previous record of 71, set in 1985 ... His 76 appearances matched his career total ... Earned 1st ML save, 4/18 at CHI ... Led Phillies bullpen in wins, appearances, IP, and strikeouts ... Phillies Player of the Month for July, 2-0, 0.87 ERA in 15 appearances ... Had a 13.1 scoreless inning streak, 4/14-5/14 ... Opponents hit just .194 against him ... Made 3 appearances in the NLCS vs ATL, his 2nd career LCS ... Appeared in 3 World Series games, making his 1st career out in WS play in Game 4.

PERSONAL: David Lee West ... Married Rebecca Ritchey (7/26/89); one daughter, Casey (5/23/90); one son, David Lee II (7/26/92) ... 1983 graduate of Craigmont High School (TN) ... Hobbies: Fishing.

DAVID WEST'S CAREER RECORD

YEAR CLUB	W-L	ERA	G	GS	CG	SHO	SV	IP	H	R	ER	BB	SO
1983 Sarasota	2-4	2.85	12	10	0	0	0	53.2	41	28	17	52	56
1984 Columbia	3-5	6.23	12	12	0	0	0	60.2	41	47	42	68	60
Little Falls	6-4	3.34	13	11	0	0	0	62.0	43	35	23	62	79
1985 Columbia	10-9	4.56	26	25	5	2	0	150.0	105	97	76	111	194
1986 Lynchburg	1-6	5.16	13	13	1	0	0	75.0	76	50	43	53	70
Columbia	10-3	2.91	13	13	3	1	0	92.2	74	41	30	56	101
1987 Jackson	10-7	2.81	25	25	4	#2	0	166.2	152	67	52	*81	*186
1988 Tidewater	12-4	*1.80	23	23	7	1	0	160.1	106	42	32	*97	143
NEW YORK (NL)	1-0	3.00	2	1	0	0	0	6.0	6	2	2	3	3
1989 Tidewater	7-4	2.37	12	12	5	1	0	87.1	60	31	23	29	69
NEW YORK (NL)	0-2	7.40	11	2	0	0	0	24.1	25	20	20	14	19
MINNESOTA	3-2	6.41	10	5	0	0	0	39.1	48	29	28	19	31
1990 MINNESOTA	7-9	5.10	29	27	2	0	0	146.1	142	88	83	78	92
1991 Orlando-a	0-0	0.00	1	1	0	0	0	0.1	0	0	0	0	0
Portland-a	1-1	6.32	4	4	0	0	0	15.2	12	11	11	12	15
MINNESOTA	4-4	4.54	15	12	0	0	0	71.1	66	37	36	28	52
1992 Portland	7-6	4.43	19	18	1	0	0	101.2	88	51	50	65	87
MINNESOTA	1-3	6.99	9	3	0	0	0	28.1	32	24	22	20	19
1993 PHILLIES	6-4	2.92	76	0	0	0	3	86.1	60	37	28	51	87
1994 PHILLIES	4-10	3.55	31	14	0	0	0	99.0	74	44	39	61	83
AL Totals	15-18	5.33	63	47	2	0	0	285.1	288	178	169	145	194
NL Totals	11-16	3.71	120	17	0	0	3	215.2	165	103	89	129	192
ML Totals	26-34	4.63	183	64	2	0	3	501.0	453	281	258	274	386

* League Leader # Tied for League Lead a-Rehabilitation Assignment

LEAGUE CHAMPIONSHIP SERIES RECORD

YEAR	CLUB,OPP	W-L	ERA	G	GS	CG	SHO	SV	IP	H	R	ER	BB	SO
1991	MIN, TOR	1-0	0.00	2	0	0	0	0	5.2	1	0	0	4	4
1993	PHI, ATL	0-0	13.50	3	0	0	0	0	2.2	5	5	4	2	5
LCS	Totals	1-0	4.32	5	0	0	0	0	8.1	6	5	4	6	9

WORLD SERIES RECORD

YEAR	CLUB,OPP	W-L	ERA	G	GS	CG	SHO	SV	IP	H	R	ER	BB	SO
1991	MIN, ATL	0-0	0.00	2	0	0	0	0	0.0	2	4	4	4	0
1993	PHI, TOR	0-0	27.00	3	0	0	0	0	1.0	5	3	3	1	0
WS	Totals	0-0	63.00	5	0	0	0	0	1.0	7	7	7	5	0

MAJOR LEAGUE HITTING TOTALS

	AVG.	AB	H	HR	RBI
1994	.071	28	2	0	0
Career	.175	40	7	0	2

WEST'S CAREER TRANSACTIONS

- Selected by New York Mets in 4th round of June 1983 draft.
- Traded to Minnesota Twins with Rick Aguilera (rhp), Kevin Tapani (rhp), Tim Drummond (rhp) and Jack Savage (rhp), July 31, 1989 for Frank Viola (lhp).
- On disabled list with a pulled left hamstring, September 7, 1990 through remainder of season.
- On disabled list with tenderness of left elbow, April 7-July 2, 1991; included rehabilitation assignments to Orlando, May 12-15 and Portland, June 14-July 2.
- Traded to Philadelphia, December 5, 1992, for Mike Hartley (rhp).

WEST'S 1994 DETAILED PITCHING STATS

	W-L	ERA	G	IP	ER	SV		W-L	ERA	G	IP	ER	SV
HOME	3-3	3.12	15	49.0	17	0	ATL	0-0	7.20	3	5.0	4	0
ROAD	1-7	3.96	16	50.0	22	0	CHI	1-0	0.00	1	7.0	0	0
DAY	1-2	4.62	10	25.1	13	0	CIN	0-1	6.75	2	1.1	1	0
NIGHT	3-8	3.18	21	73.2	26	0	COL	0-0	3.00	2	3.0	1	0
1ST HALF	3-6	2.58	24	59.1	17	0	FLA	0-1	7.11	2	6.1	5	0
2ND HALF	1-4	4.99	7	39.2	22	0	HOU	1-1	1.64	2	11.0	2	0
							LA	2-1	3.00	5	18.0	6	0
APRIL	0-3	6.75	9	9.1	7	0	MTL	0-1	3.38	2	8.0	3	0
MAY	1-1	1.80	10	20.0	4	0	NY	0-2	3.55	2	12.2	5	0
JUNE	1-2	2.45	4	22.0	6	0	PIT	0-0	2.70	3	6.2	2	0
JULY	2-2	4.78	6	32.0	17	0	STL	0-0	0.00	1	4.0	0	0
AUG	0-2	2.87	2	15.2	5	0	SD	0-2	4.22	4	10.2	5	0
							SF	0-1	8.44	2	5.1	5	0

WEST'S CAREER PITCHING BREAKDOWN

	G	W-L	ERA	IP	ER	SV		G	W-L	ERA	IP	ER	SV
Atlanta	11	0-2	9.00	11.0	11	0	Montreal	12	1-2	1.80	20.0	4	1
Chicago	10	1-1	3.31	16.1	6	2	New York	7	2-2	2.79	19.1	6	0
Cincinnati	9	0-2	5.06	16.0	9	0	Philadelphia	3	0-0	1.50	6.0	1	0
Colorado	6	0-0	4.50	6.0	3	0	Pittsburgh	10	0-0	4.26	12.2	6	0
Florida	7	0-1	3.46	13.0	5	0	St. Louis	9	2-0	2.87	15.2	5	0
Houston	8	2-2	7.20	20.0	16	0	San Diego	10	0-2	2.75	19.2	6	0
Los Angeles	9	2-1	2.25	24.0	6	0	San Francisco	9	1-1	2.81	16.0	5	0
April	22	1-6	3.63	44.2	18	1	Home	87	12-16	5.38	232.1	139	2
May	27	2-2	3.61	57.1	23	1	Road	96	14-18	3.99	268.2	119	1
June	26	3-6	3.97	77.0	34	0	Day	57	7-6	4.71	124.1	65	2
July	38	8-7	5.03	127.0	71	0	Night	126	19-28	4.61	376.2	193	1
August	40	10-9	5.39	137.0	82	0	1st Half	83	9-15	3.61	217.0	87	2
Sept-Oct	30	2-4	4.66	58.0	30	1	2nd Half	100	17-19	5.42	284.0	171	1

WEST'S CAREER STATS BY BALLPARK

	G	W-L	ERA	IP	ER	SV		G	W-L	ERA	IP	ER	SV
Atlanta	7	0-2	8.64	8.1	8	0	Wrigley	4	0-0	6.75	4.0	3	1
Riverfront	5	0-1	2.35	7.2	2	0	Joe Robbie	5	0-1	3.86	11.2	5	0
Mile High	4	0-0	4.50	4.0	2	0	Olympic	5	0-1	0.00	6.1	0	0
Astrodome	4	1-1	2.35	7.2	2	0	Shea	10	1-3	8.46	22.1	21	0
Dodger	3	1-1	2.00	9.0	2	0	Veterans	53	6-4	2.97	97.0	32	2
Jack Murphy	6	0-2	4.09	11.0	5	0	Three Rivers	5	0-0	3.38	8.0	3	0
Candlestick	4	1-0	0.00	6.0	0	0	Busch	5	1-0	2.84	12.2	4	0

WEST'S GAME HIGHS

LOW HIT CG: 3, at DET, 5/2/90 . . . **STRIKEOUTS:** 9, vs KC, 6/23/90 . . . **LONGEST OUTING:** 9 inn., at DET, 5/2/90; at TOR, 8/10/90 . . . **WINNING STREAK:** 3 games, 1993 . . . **LOSING STREAK:** 4 games, 1994 . . . **SCORELESS STREAK:** 13.1 inn., 1993.



#41 MIKE WILLIAMS RHP

B-T: R-R

HT: 6-3; **WT:** 197

AGE: 26, turns 27 on July 29

BORN: July 29, 1968, Radford, VA

RESIDES: Newport, VA

ML SERVICE: 1 year, 26 days

HOW OBTAINED: Phillies 14th pick in June, 1990 draft.

1994 SEASON: Began the season with the Phillies, making 2 relief appearances before being optioned to Scranton (AAA), 4/18 . . . After 3 starts and a 6.80 ERA was recalled, 5/9 . . . Made 2 scoreless relief appearances upon his return prior to moving into the starting rotation, 5/14 vs PIT . . . Won his 1st two starts, marking 1st time in his ML career he won more than one game in a season . . . Threw a season-best 7.0 innings twice, 5/14 vs PIT and 6/15 at NY . . . Tied his career-high 6 strikeouts, 6/5 at HOU . . . Optioned back to Scranton, 6/27, after 8 starts to make room for Fernando Valenzuela . . . Allowed 4 HR, 7/16 at Pawtucket . . . Allowed just 1 run in his lone CG, 8/30 vs Norfolk, improving career mark to 11-0, 2/14 ERA against teams from his home state of Virginia (Richmond and Norfolk) . . . Threw at least 6.1 innings in 8 of last 9 starts.

CAREER: Five-year pro . . . **1989:** Previously drafted by Texas Rangers, but did not sign . . . **1990:** Phillies 14th pick in June draft . . . **1991:** Pitched for A Clearwater and AA Reading; combined for 14-8, 2.75 ERA in 19 starts with 2 CG SHO . . . Phillies Minor League Pitcher of the Month for May while with Clearwater, 3-2, 2.51 ERA, 41 SO . . . Led all Phillies minor leaguers with 14 wins and 196.0 innings . . . **1992:** Began season with Reading . . . Promoted to AAA Scranton, 4/26, after 3 starts . . . Was 6-0, 2.62 ERA in 12 starts when contract purchased by Phillies, 6/27 . . . Made ML debut, 6/30 vs MTL (7-2 loss) . . . Pitched 1st CG and win 7/5 at LA . . . Got 1st ML hit and RBI 7/5 at LA (off Ramon Martinez) . . . Optioned to AAA, 7/29, after 5 starts . . . **1993:** Began season at Scranton, making 7 starts before 5/13 recall to replace injured Larry Andersen . . . Made one appearance before optioned to Scranton . . . Recalled again, 7/2, when Mark Davis was released . . . Made 11 appearances this time, including one emergency start 7/19 at LA, when Ben Rivera was hurt in BP . . . Won his only game, 7/7 vs LA, pitching final 6.0 innings of the 20.0 inning marathon . . . Optioned a 3rd time, 8/31, to make room on 25-man roster for Tony Longmire . . . Returned to the Phillies 9/6, making 3 starts in 5 appearances.

PERSONAL: Michael (Mike) Darren Williams . . . Married Melissa Shaver (2/1/92) . . . 1987 graduate of Giles High School (Pearisburg, VA) . . . Attended Virginia Tech . . . Played Little League, Pony League and American League Baseball . . . Hobbies: Hunting and fishing.

MIKE WILLIAMS' CAREER RECORD

YEAR	CLUB	W-L	ERA	G	GS	CG	SHO	SV	IP	H	R	ER	BB	SO
1990	Batavia	2-3	2.30	27	0	0	0	11	47.0	39	17	12	14	42
1991	Clearwater	7-3	1.74	14	14	2	1	0	93.1	65	23	18	14	76
	Reading	7-5	3.69	15	15	2	1	0	102.1	92	43	41	34	50
1992	Reading	1-2	5.17	3	3	0	0	0	15.2	17	10	9	7	12
	Scranton	9-1	2.43	16	16	3	1	0	92.2	84	26	25	30	59
	PHILLIES	1-1	5.34	5	5	1	0	0	28.2	29	20	17	7	5
1993	Scranton	9-2	2.87	14	13	1	1	0	97.1	93	34	31	16	53
	PHILLIES	1-3	5.29	17	4	0	0	0	51.0	50	32	30	22	33
1994	PHILLIES	2-4	5.01	12	8	0	0	0	50.1	61	31	28	20	29
	Scranton	2-7	5.79	14	14	1	0	0	84.0	91	55	54	36	53
ML	Totals	4-8	5.19	34	17	1	0	0	130.0	140	83	75	49	67

MAJOR LEAGUE HITTING TOTALS

	AVG.	AB	H	HR	RBI
1994	.167	12	2	0	3
Career	.206	34	7	0	5

WILLIAMS' CAREER TRANSACTIONS

- Selected by Texas Rangers in June, 1989 draft.
- Selected by Philadelphia in 14th round of June, 1990 draft.

WILLIAMS' 1994 DETAILED PITCHING STATS

	W-L	ERA	G	IP	ER	SV		W-L	ERA	G	IP	ER	SV
HOME	2-1	5.25	5	24.0	14	0	ATL	0-0	4.50	3	8.0	4	0
ROAD	0-3	4.78	7	26.1	14	0	CHI	0-0	27.00	1	2.1	7	0
DAY	0-1	9.35	3	8.2	9	0	CIN	0-0	6.00	2	3.0	2	0
NIGHT	2-3	4.10	9	41.2	19	0	HOU	0-1	5.79	1	4.2	3	0
1ST HALF	2-4	5.01	12	50.1	28	0	NY	1-1	1.98	2	13.2	3	0
							PIT	1-0	2.57	1	7.0	2	0
APRIL	0-0	6.00	2	3.0	2	0	STL	0-2	5.40	2	11.2	7	0
MAY	2-1	5.47	6	26.1	16	0							
JUNE	0-3	4.29	4	21.0	10	0							

WILLIAMS' CAREER PITCHING BREAKDOWN

	G	W-L	ERA	IP	ER	SV		G	W-L	ERA	IP	ER	SV
Atlanta	4	0-0	6.55	11.0	8	0	Montreal	2	0-1	6.35	5.2	4	0
Chicago	2	0-1	11.05	7.1	9	0	New York	4	1-1	4.58	19.2	10	0
Cincinnati	3	0-0	4.91	3.2	2	0	Pittsburgh	2	1-0	4.26	12.2	6	0
Florida	2	0-0	4.82	9.1	5	0	St. Louis	4	0-3	7.11	12.2	10	0
Houston	3	0-2	4.09	11.0	5	0	San Diego	2	0-0	6.75	8.0	6	0
Los Angeles	5	2-0	3.33	27.0	10	0	San Francisco	1	0-0	0.00	2.0	0	0
April	2	0-0	6.00	3.0	2	0	Home	19	3-4	5.35	70.2	42	0
May	7	2-1	6.14	29.1	20	0	Road	15	1-4	5.01	59.1	33	0
June	5	0-4	4.91	25.2	14	0	Day	10	1-2	4.75	30.1	16	0
July	10	2-0	4.85	42.2	23	0	Night	24	3-6	5.33	99.2	59	0
August	5	0-0	7.04	7.2	6	0	1st Half	16	3-5	5.01	70.0	39	0
Sept-Oct	5	0-3	4.15	21.2	10	0	2nd Half	18	1-3	5.40	60.0	36	0

WILLIAMS' CAREER STATS BY BALLPARK

	G	W-L	ERA	IP	ER	SV		G	W-L	ERA	IP	ER	SV
Allanta	3	0-0	4.50	8.0	4	0	Wrigley	1	0-0	27.0	2.1	7	0
Riverfront	1	0-0	0.00	2.0	0	0	Joe Robbie	1	0-0	7.36	3.2	3	0
Astrodome	2	0-1	4.50	6.0	3	0	Shea	1	0-1	0.00	7.0	0	0
Dodger	2	1-0	2.57	14.0	4	0	Veterans	19	3-4	5.35	70.2	42	0
Jack Murphy	1	0-0	7.20	5.0	4	0	Three Rivers	1	0-0	6.35	5.2	4	0
							Busch	2	0-2	6.35	5.2	4	0

WILLIAMS' GAME HIGHS

LOW HIT CG: 3, at LA, 7/5/92 ... **STRIKEOUTS:** 6, vs FLA, 9/21/93; at PIT, 9/28/93; at HOU, 6/5/94 ... **LONGEST OUTING:** 9 inn., at LA, 7/5/92 ... **WINNING STREAK:** 2 games, 1994 ... **LOSING STREAK:** 4 games, 1994.



#23 CRAIG WORTHINGTON 3B

B-T: R-R

HT: 6-0; **WT:** 200

AGE: 29, turns 30 on April 17

BORN: April 17, 1965, Los Angeles, CA

RESIDES: Anaheim, CA

ML SERVICE: 2 years, 134 days

HOW OBTAINED: Selected by Phillies in 1994 annual major league winter draft.

1994 SEASON: Starting third baseman for the 1st-place Iowa Cubs, hitting .288 in 122 games ... Led club with 55 walks and was 2nd in HR (17) and RBI (69) ... Led American Association third basemen in fielding pct. (.973) ... Had 2 HR and 4 hits, 6/22 vs Nashville ... Hit grand slam, 7/10 vs Indianapolis ... Best month was June, .313 with a team-high 6 HR ... Had a pair of 8-game hit streaks (8/12-20 and 8/27-9/4).

CAREER: Nine-year pro ... **1985:** Selected by Orioles in June draft (1st round, secondary phase) ... Appalachian League All-Star ... Led club in batting (.341) ... **1986:** Had career-best minor league season, leading Carolina League in RBI (105) and GWRBI (16); ranked 2nd in doubles (35), 4th in total bases (226) and extra-base hits (51) and 8th in hitting (.300) ... CL All-Star ... Named 2nd-best prospect in CL by *Baseball America* ... Hit .328 and drove in 91 runs, 14 HR, in final 101 games ... **1987:** Invited to Orioles spring training, but spent season at AAA Rochester ... Led International League third basemen in games (101), putouts (79), total chances (310), assists (211) and tied for lead in double plays (16) ... Season ended, 8/14, when he tore his left hamstring running the bases ... **1988:** Began season at Rochester, but was recalled, 4/25 when Rick Schu went on the DL ... Got his 1st ML hit, 4/27 at MIN (HR off Blyleven) ... Started 9 straight games before returning to Rochester, 5/6 ... Selected IL MVP, by managers, players and writers ... Finished 2nd in IL in RBI (73), tied for 2nd in HR (16) and 3rd in extra-base hits (42) ... Again led all third basemen in games (120), putouts (91) and total chances (319) ... **1989:** Named *Sporting News'* AL Rookie of the Year, leading all rookies in RBI (70), games (145) and walks (61) ... He 15 HR were one shy of rookie leader Ken Griffey's 16 ... Named to *Topps* and *Baseball Digest's* All Rookie teams ... Finished 4th in BBWAA Rookie of the Year balloting ... Had career-high 13-game hit streak, 6/16-29 ... Finished 2nd in AL in total chances (410) and 3rd in games (145) and assists (277) ... **1990:** Made 102 starts at third base ... Led club in hits extra-base hits, doubles and was 2nd in RBI through April ... Had a career-high 4 RBI, 4/18 at TOR ... Hit .333 with the bases loaded ... 7 of his 8 HR came in the 7th inning or later ... **1991:** Appeared in just 31 games for the Orioles ... Spent time in AAA Rochester, hitting .298 in 19 games ... **1992:** Traded to SD, 2/17 ... Released by SD, 3/31 ... Signed by Cleveland, 4/10 and was assigned to Colorado Springs ... Contract was purchased by Indians, 4/30 ... Appeared in 9 games (all at 3B)

Craig Worthington (continued)

before optioned back to AAA, 5/18 . . . Released by CLE, 9/13 . . . **1993:** Signed by Cubs as a free agent, 2/8 . . . Led AAA Iowa in walks (59) and was 3rd in RBI (66) . . . Hit 2 HR, 6/6 vs New Orleans . . . Had 4 hits, 5/13 vs Omaha and 6/2 vs Oklahoma City.

PERSONAL: Craig Richard Worthington . . . Married Amy Skibel (1/28/89) . . . 1983 graduate of Cantwell High School (CA), where he played baseball . . . Graduated from Cerritos Junior College (CA), where he helped lead the baseball team to a 39-5 record in 1985 . . . Hobbies: Music.

CRAIG WORTHINGTON'S CAREER RECORD

YEAR	CLUB	AVG.	G	AB	R	H	2B	3B	HR	RBI	BB	SO	SB	CS
1985	Bluefield	.341	39	129	33	44	9	1	7	20	10	19	3	2
1986	Hagerstown	.300	132	480	85	144	35	1	15	105	82	58	7	12
1987	Rochester	.258	109	383	46	99	14	1	7	50	32	62	0	2
1988	Rochester	.244	121	430	53	105	25	1	16	73	39	93	3	1
	BALTIMORE	.185	26	81	5	15	2	0	2	4	9	24	1	0
1989	BALTIMORE	.247	145	497	57	123	23	0	15	70	61	114	1	2
1990	BALTIMORE	.226	133	425	46	96	17	0	8	44	63	96	1	2
1991	BALTIMORE	.225	31	102	11	23	3	0	4	12	12	14	0	0
	Rochester	.298	19	57	10	17	4	0	2	9	6	8	0	0
1992	Col. Springs	.295	90	319	47	94	25	0	6	57	33	67	0	0
	CLEVELAND	.167	9	24	0	4	0	0	0	2	2	4	0	1
1993	Iowa	.273	132	469	63	128	23	0	13	66	59	91	1	1
1994	Iowa	.288	122	365	58	105	18	0	17	69	55	74	4	4
ML	Totals	.231	344	1129	119	261	45	0	29	132	147	252	3	5

*League Leader

WORTHINGTON'S CAREER TRANSACTIONS

- Selected by Baltimore Orioles in 1st round, secondary phase, of June, 1985 draft.
- Traded to San Diego Padres February 17, 1992, for Jim Lewis (rhp) and Steve Martin (of).
- Signed by Cleveland Indians as a free agent, April 10, 1992.
- Signed by Chicago Cubs as a free agent, February 8, 1993.
- Selected by Philadelphia in annual major league draft, December 5, 1994.

WORTHINGTON'S CAREER BATTING BREAKDOWN

	AVG.	AB	H	HR	RBI		AVG.	AB	H	HR	RBI
April	.218	252	55	7	32	Home	.240	563	135	16	67
May	.192	213	41	3	22	Road	.223	566	126	13	65
June	.265	162	43	5	22	Day	.209	273	57	4	25
July	.229	157	36	6	27	Night	.238	856	204	25	107
August	.239	130	31	4	15	LHP	.247	380	89	7	38
Sept-Oct	.258	215	55	4	14	RHP	.224	764	172	22	94
1st Half	.225	676	152	17	85	2nd Half	.241	453	109	12	47

WORTHINGTON'S CAREER FIELDING

	PCT.	G	PO	A	E	TC	DP
3rd Base	.949	341	255	617	47	919	59

WORTHINGTON'S CAREER HIGHS

HITS: 3, 7 times, last: vs NY (AL), 8/30/90 . . . **RUNS:** 3, vs NY (AL), 8/30/90 . . . **DOUBLES:** 1 . . . **HOME RUNS:** 1 . . . **RBI:** 4, at TOR, 4/18/90 . . . **HITTING STREAK:** 13 games, 1989.

NON-ROSTER PLAYERS



#37 *NORM CHARLTON LHP*

B-T: **S-L**

HT: **6-3**; WT: **205**

AGE: **32**

BORN: **January 6, 1963, Ft. Polk, LA**

RESIDES: **Jamaica Beach, TX**

ML SERVICE: **6 years, 87 days**

HOW OBTAINED: **Signed by Phillies as a free agent to a triple-A contract, 12/6/94. Invited to spring training as a non-roster player.**

1994 SEASON: Spent entire season on the DL after 1993 surgery on his left elbow ... Transferred from 15-day DL to 60-day, 5/3 ... After experiencing pain in rehabilitation workouts, he underwent exploratory surgery, 5/25 in LA, during which he had some tissue in the elbow cleaned out by Dr. Lewis Yocum ... The surgery pushed his recovery time back 8 weeks.

CAREER: 11-year pro ... **1984:** Selected by Expos in 1st round (27th overall pick) of June draft ... Began career starting for West Palm Beach in '84 and '85 ... **1986:** Traded to CIN, 3/31 ... Led Vermont to Eastern League title, 8-1, 1.99 ERA in last 11 starts ... **1987:** Missed half of season with injured left elbow ... Activated 6/26 and was assigned to Nashville ... **1988:** Selected to American Association All-Star team, ranked 1st in league in strikeouts and 2nd in complete games ... Recalled to CIN, 8/18; made ML debut in starting rotation next night at STL ... Earned 1st ML win, 8/31 vs PIT, allowing just 1 run in 8 innings ... **1989:** Converted to relief role for 1st time in career ... Struck out a career-high 10 in 4.1 innings, 9/14 at SF ... Fanned 98 in 95.1 innings ... **1990:** Began season as set-up man in bullpen ... Earned 1st ML save, 5/6 at STL ... Moved back into rotation because of injuries to starters mid-season ... Won 1st start after 108 consecutive relief appearances, 7/15 vs NY ... Threw a 3-hitter in 7-0 win 8/10 vs SF, 1st ML CG and Sho ... Was 6-5, 2.60 ERA in 16 starts; 6-4, 3.02 ERA, 2 SV in 40 relief app. ... Was 1-1 in NLCS vs PIT, recording victory in pennant-clinching Game 6 ... Pitched 1 scoreless inning in Game 2 of the World Series ... **1991:** Began season in rotation, allowing 3 runs in 23.1 IP in first 3 starts, but went 1-1, as Reds managed just 3 runs of support ... Left 5/25 start with tendinitis in his left shoulder ... On DL 5/26-6/10 ... Pitched 6 innings, for 6-1 win, 6/11 at MTL ... Went on DL again, 6/17, with tendinitis in shoulder ... Activated 7/19, pitching exclusively out of the bullpen ... Suspended 9/29 and 10/4-6 ... Pitched 17.2 shutout innings in final 13 appearances ... **1992:** Ranked 6th in NL in saves ... Made 1st All-Star appearance, pitching 1 perfect inning with a strikeout in SD ... With Rob Dibble, became 1st teammates in ML history to each save 25 or more games in same season ... On DL 9/7-21 with tendinitis in left shoulder ... Pitched season-high 3 innings, 9/24 at LA to earn final save ... Member of All-Star squad that toured Japan in November ... **1993:** Led Mariners with 18 saves, despite missing almost the entire 2nd half ... Earned 1st AL save, 4/14 at TOR ... Went 9-for-9 in save opportunities, 4/23-6/2, 1.72 ERA in those 15 games ... 1st AL win was 5/30 vs DET ... Served 4-game suspension, 7/9-15, for his part in 6/6 brawl at BAL ... On DL, 7/21-8/4, with a strained flexor muscle in left elbow ... Recorded 18th save, 8/5 at OAK ... Suffered torn ulnar collateral ligament in left elbow in next appearance, 8/7 ... Placed on DL for remainder of season ... Underwent "Tommy John" surgery to repair ligament and remove bone spurs from left elbow, 8/12 in LA by Dr. Frank Jobe ... Held opponents to .179 average and lefties to a .095 mark.

PERSONAL: Norman Wood Charlton ... Married, wife's name Nancy ... 1981 graduate of James Madison High School (San Antonio, TX) ... 1986 graduate of Rice University with a triple major in Political Science, Religion and Physical Education ... Received All-American honors at Rice ... Member of US team in the World's Fair tournament at Knoxville, TN in 1982 and played with Team USA in summer of 1984 (not a member of Olympic team).

NORM CHARLTON'S CAREER RECORD

YEAR	CLUB	W-L	ERA	G	GS	CG	SHO	SV	IP	H	R	ER	BB	SO
1984	W. Palm Beach	1-4	4.58	8	8	0	0	0	39.1	51	27	20	22	27
1985	W. Palm Beach	7-10	4.57	24	23	5	2	0	128.0	135	79	65	79	71
1986	Vermont	10-6	2.83	22	22	6	1	0	136.2	109	55	43	74	96
1987	Nashville	2-8	4.30	18	17	3	1	0	98.1	97	57	47	44	74
1988	Nashville	11-10	3.02	27	27	8	1	0	182.0	149	69	61	56	*161
	CINCINNATI	4-5	3.96	10	10	0	0	0	61.1	60	27	27	20	39
1989	CINCINNATI	8-3	2.93	69	0	0	0	0	95.1	67	38	31	40	98
1990	CINCINNATI	12-9	2.74	56	16	1	1	2	154.1	131	53	47	70	117
1991	CINCINNATI	3-5	2.91	39	11	0	0	1	108.1	92	37	35	34	77
1992	CINCINNATI	4-2	2.99	64	0	0	0	26	81.1	79	39	27	26	90
1993	SEATTLE	1-3	2.34	34	0	0	0	18	34.2	22	12	9	17	48
1994	PHILLIES	INJURED - DID NOT PLAY												
AL	Totals	1-3	2.34	34	0	0	0	18	34.2	22	12	9	17	48
NL	Totals	31-24	3.00	238	37	1	1	29	500.2	429	194	167	190	421
ML	Totals	32-27	2.96	272	37	1	1	47	535.1	451	206	176	207	469

*League Leader

LEAGUE CHAMPIONSHIP SERIES RECORD

YEAR	CLUB,OPP	W-L	ERA	G	GS	CG	SHO	SV	IP	H	R	ER	BB	SO
1990	CIN, PIT	1-1	1.80	4	0	0	0	0	5.0	4	2	1	3	3

WORLD SERIES RECORD

YEAR	CLUB,OPP	W-L	ERA	G	GS	CG	SHO	SV	IP	H	R	ER	BB	SO
1990	CIN, OAK	0-0	0.00	1	0	0	0	0	1.0	1	0	0	0	0

ALL-STAR GAME RECORD

YEAR	CLUB,SITE	W-L	ERA	G	GS	CG	SHO	SV	IP	H	R	ER	BB	SO
1992	NL, SD	0-0	0.00	1	0	0	0	0	1.0	0	0	0	0	1

CHARLTON'S CAREER TRANSACTIONS

- Selected by Montreal Expos in 1st round (27th overall pick) of June, 1984 draft.
- Traded to Cincinnati Reds with Tim Barker (inf), March 31, 1986, for Wayne Krenchicki (inf).
- On disabled list with a strained left elbow, April 6-June 26, 1987.
- On disabled list with left shoulder tendinitis, May 26-June 11, 1991.
- On disabled list with left shoulder tendinitis, June 17-July 19, 1991.
- Traded to Seattle Mariners, November 17, 1992, for Kevin Mitchell (of).
- On disabled list with strained flexor muscle in left elbow, July 21- August 4, 1993.
- On disabled list with torn ulnar collateral ligament in left elbow, August 8, 1993 through remainder of season.
- Signed by Philadelphia as a free agent, February 4, 1994.
- On disabled list recovering from 1993 surgery, March 31, 1994 through remainder of season.
- Re-signed by Philadelphia as a free agent, December 6, 1994.

CHARLTON'S GAME HIGHS

LOW HIT CG: 3, vs SF, 8/10/90 . . . **SHUTOUTS:** vs SF, 8/10/90 . . . **STRIKEOUTS:** 10, at SF, 9/14/89 . . . **LONGEST OUTING:** 9.0 inn., vs SF, 8/10/90 . . . **WINNING STREAK:** 3 games (7 times), last: 1990 . . . **LOSING STREAK:** 3 games, 1990.



#65 BRIAN DUBOIS LHP
(pronounced Do-BOYS)

B-T: L-L

HT: 5-9; **WT:** 200

AGE: 27, turns 28 on April 18

BORN: April 18, 1967, Joilet, IL

RESIDES: Sarasota, FL

ML SERVICE: 146 days

HOW OBTAINED: Signed by Phillies as a minor league free agent, 5/30/94.

1994 SEASON: Signed by Phillies as a free agent, 5/30, assigned to AA Reading roster ... Made 4 appearances (all on the road) for Phillies ... Threw only complete game shutout of the season, 6/7 at New Britain (7 innings), a 4-0, 5-hitter ... In his last 20.1 innings (3 games), allowed just 2 ER, 2 BB, 13 SO ... Promoted to AAA Scranton, 6/24 ... Did not allow a run in first 4 appearances (7.0 IP) and only one run in first 12.2 innings ... Held hitters to a .212 average; .233 (7-30) with runners in scoring position ... Ranked 3rd among International League relievers with a 1.93 walks per 9.0 IP ratio and 4th with 10.13 runners per 9.0 IP.

CAREER: 10-year pro ... **1985:** Orioles 4th pick in June draft ... Struck out 67 in 58.0 innings with Bluefield ... **1986:** Split a short season with Hagerstown and Bluefield ... **1987:** Picked off 33 runners and was not called for a balk with Hagerstown (A) ... **1988:** Began season on loan to Independent Virginia Generals of the Carolina League ... Returned to Hagerstown (also in CL), 5/23 ... Led CL in wins (14), starts (28) and complete games (7) ... **1989:** Began season with Hagerstown (AA) ... Walked only 18 in 15 games ... Promoted to AAA Rochester, 7/4, winning 3 of his 4 starts ... Traded to Detroit, 7/29 ... Made 3 starts for AAA Toledo before promotion to big leagues ... Made ML debut, 8/17 vs NY (lost 2-1) ... Gave up 2 runs in 1st ML inning, then went 18 innings without allowing an earned run (3 starts) ... Tigers scored just 8 runs in his first 5 starts, and he allowed more than 2 runs just once ... **1990:** Opened season with Toledo; recalled 5/1 ... Earned 1st ML win, 5/18 vs CHI (8-2) ... His 3rd and last win in the big leagues was on 6/7, a 5-hit, 5-0 decision vs CLE ... Optioned to Toledo, 7/7 ... Had lowest ERA (2.71) on staff ... Of his 2 complete games, one was a 3-hitter, 8/16 at Tidewater; the other was a 4-hitter, 8/5 vs Richmond ... Claimed on waivers by BAL, 9/3 ... Had "Tommy John" surgery, 9/19 on left elbow ... Did not pitch after 8/21 ... **1991:** Spent entire season on ML DL ... Made one rehab appearance, 7/20 with Gulf Coast (Rookie); started, but was only able to make one pitch ... Underwent reconstructive surgery, 11/4 ... **1992:** Sat out entire season rehabbing left elbow ... **1993:** Pitched at 3 levels, combining for 12-5, 2.71 ERA in 26 games (24 starts), 46 BB, 102 SO ... His 12 wins were tops in the organization among lefties ... Made 1st appearance (in relief) since 8/21/90 on 4/11 ... Won 1st game, 4/22, then moved into starting rotation, 4/27 ... Won 6 straight (7 starts), 4/27-5/26; had a 1.42 ERA ... Threw 1st CG, a 3-hit shutout, since 8/16 at Tidewater, on 5/26 at Wilmington, striking out 8 ... Transferred to AA Bowie, 6/4 ... Had 2nd 6-game win streak, 7/5-8/12; had a 2.21 ERA ... Promoted to Rochester, 8/16, but made just 3 starts (2 losses) before being shut down with a tired arm.

PERSONAL: Brian Andrew DuBois ... Single ... 1985 graduate of Reed-Custer High School (IL), where he played baseball, football and basketball ... Has worked in the construction remodeling business in the off-season.

DUBOIS' CAREER TRANSACTIONS

- Selected by Baltimore Orioles in 4th round of June, 1985 draft.
- Traded to Detroit Tigers, July 29, 1989, for Keith Moreland (1b).
- Selected by Baltimore Orioles off waivers, August 29, 1990.
- On disabled list with sore left elbow leading to "Tommy John" surgery on September 19, September 5, 1990 through remainder of season.
- On disabled list recovering from left elbow surgery, April 1, 1991 through remainder of season; included rehabilitation assignment to Gulf Coast, July 20.
- On disabled list rehabbing left elbow April 1, 1992 through remainder of season.
- Signed by Philadelphia as a free agent, May 30, 1994.

BRIAN DUBOIS' CAREER RECORD

YEAR	CLUB	W-L	ERA	G	GS	CG	SHO	SV	IP	H	R	ER	BB	SO
1985	Bluefield	5-4	2.50	10	9	2	1	0	57.2	42	23	16	20	67
1986	Hagerstown	1-2	7.08	5	5	0	0	0	20.1	29	19	16	11	17
	Bluefield	1-1	0.96	3	1	0	0	0	9.1	8	2	1	2	8
1987	Hagerstown	8-9	3.89	27	25	3	0	0	155.0	162	81	67	73	96
1988	Virginia	2-5	5.55	9	9	0	0	0	48.2	66	42	30	20	35
	Hagerstown	12-4	3.67	19	19	7	1	0	135.0	129	71	55	30	112
1989	Hagerstown	6-4	2.49	15	15	6	2	0	112.0	93	36	31	18	82
	Rochester	3-1	1.80	4	4	0	0	0	30.0	24	8	6	12	16
	Toledo	1-1	2.25	3	3	0	0	0	24.0	17	6	6	6	13
	DETROIT	0-4	1.75	6	5	0	0	1	36.0	29	14	7	17	13
1990	Toledo	5-4	2.71	13	10	2	0	0	69.2	67	27	21	26	47
	DETROIT	3-5	5.09	12	11	0	0	0	58.1	70	37	33	22	34
1991	BALTIMORE	INJURED - DID NOT PLAY												
	Gulf Coast-a	0-0	0.00	1	1	0	0	0	0	0	0	0	0	0
1992	Rochester	INJURED - DID NOT PLAY												
1993	Frederick	6-2	1.55	10	8	1	1	0	58.0	50	19	10	13	55
	Bowie	6-1	2.52	13	13	0	0	0	75.0	71	36	21	29	37
	Rochester	0-2	9.00	3	3	0	0	0	13.0	20	13	13	4	10
1994	Rochester	0-4	7.24	8	7	0	0	0	27.1	50	24	22	6	20
	Reading	2-1	2.13	4	4	1	1	0	25.1	22	8	6	2	16
	Scranton	4-0	2.17	27	0	0	0	2	37.1	28	10	9	11	25
ML	Totals	3-9	3.82	18	16	0	0	1	94.1	99	51	40	39	47

* League Leader a-Rehabilitation Assignment



#67 SHAWN GILBERT INF

B-T: R-R

HT: 5-9; WT: 170

AGE: 29, turns 30 on March 12

BORN: March 12, 1965, Cherry Hill, NJ

RESIDES: Glendale, AZ

HOW OBTAINED: Signed by Phillies as an amateur free agent, 12/21/93.

1994 SEASON: Versatile performer for Scranton (AAA), appearing in 71 games at shortstop, 51 in the outfield and 25 at 2nd base . . . Led International League in games (141) and AB (547) . . . 547 AB were a club record . . . Also set club marks with 5 hits and 8 AB, 5/12 at Richmond (17 innings) . . . Finished 4th in IL in runs (81) and doubles (33) . . . Had 4 RBI, 7/23 at Syracuse . . . Hit .182 until 5/7, and then .270 the rest of the way (121-448).

CAREER: Eight-year pro . . . **1987:** Selected by Minnesota Twins in 12th round of June draft . . . Hit career-high 5 home runs in 1st pro season at Visalia (A) . . . **1988:** Began season at Visalia, but was promoted to Kenosha (A) after posting 6 straight 2-hit games . . . Named to Midwest League All-Star Team after batting .279 with a career-high 49 steals . . . Twins' Minor League Player of the Week in June . . . *Baseball America's* "Best Defensive Third Baseman" in Midwest League . . . **1989:** At Visalia, had strong 2nd half, hitting .322, 23 RBI and 24 steals . . . **1990:** Spent 1st season in AA at Orlando . . . Led Southern League shortstops in assists (361) . . . Hit .306 in May with 17 runs scored . . . Hit .316 (12-38) in 9 playoff games . . . **1991:** 43 steals led Southern League while at Orlando . . . Twins' Player of the Week in June . . . Southern League Player of the Week (7/28-8/3), .448 (13-29), 4 SB . . . Played 60 games in the outfield, 51 at shortstop, 8 at second base and 11 at third base . . . Won league's Best Hustler Award . . . **1992:** Spent 1st season in AAA at Portland . . . 52 RBI were a career-high . . . Led club in steals (30), reaching that mark for the 5th consecutive season . . . Hit .289 for Scottsdale in the Arizona Fall League with 10 steals . . . **1993:** Played 1st season in White Sox organization, appearing in 104 games with 17 doubles . . . Played several positions, with 41 appearances at third base, 13 at shortstop, 7 at second base and 33 in the outfield . . . **MISC:** Averaged 39 steals per season, 1988-92.

PERSONAL: A. Shawn Gilbert . . . Single . . . Graduate of Agua Fria Union High School in Avondale, Arizona . . . Attended Arizona State University, Golden West College (CA) and Fresno State University.

SHAWN GILBERT'S CAREER RECORD

YEAR	CLUB	AVG.	G	AB	R	H	2B	3B	HR	RBI	BB	SO	SB	CS
1987	Visalia	.224	82	272	39	61	5	0	5	27	34	59	6	4
1988	Visalia	.372	14	43	10	16	3	2	0	8	10	7	1	1
	Kenosha	.279	108	402	80	112	21	2	3	44	63	61	49	10
1989	Visalia	.249	125	453	52	113	17	1	2	43	54	70	42	16
1990	Orlando	.254	123	433	68	110	18	2	4	44	61	69	31	9
1991	Orlando	.255	138	529	69	135	12	5	3	38	53	70	43	19
1992	Portland	.245	138	444	60	109	17	2	3	52	36	55	30	8
1993	Nashville	.227	104	278	28	63	17	2	0	17	12	41	6	2
1994	Scranton	.254	*141	*547	81	139	33	4	7	52	66	86	20	15

* League Leader

GILBERT'S CAREER TRANSACTIONS

- Selected by Los Angeles Dodgers in 21st round of June, 1983 draft.
- Selected by Cincinnati Reds in secondary phase of January, 1985 draft.
- Selected by Minnesota Twins in secondary phase of June, 1985 draft.
- Selected by Minnesota Twins in 12th round of June, 1987 draft.
- Selected by Chicago White Sox off waivers from Minnesota Twins, August 6, 1992.
- Signed by Philadelphia as a free agent, December 21, 1993.



#68 BLAISE ILSLEY LHP

B-T: L-L

HT: 6-1; WT: 195

AGE: 30, turns 31 on April 9

BORN: April 9, 1964, Alpena, MI

RESIDES: Alpena, MI

ML SERVICE: 47 days

HOW OBTAINED: Signed as an amateur free agent, 1/23/95.

1994 SEASON: Began the season in Cubs bull pen . . . Made ML debut 4/4 vs NY (2.0 IP) . . . Threw a season-high 3.2 innings, 4/15 vs ATL . . . Pitched in 8 games prior to going on DL with a strained left groin, 4/27-5/6 . . . Optioned to AAA Iowa, 5/16 . . . Recalled 7/5-7, appearing in 2 games. . . 10 wins with Iowa tied him for 2nd on club; 16 starts and 116.0 innings were both 4th among teammates . . . Threw one 3-hitter for Iowa.

CAREER: 10-year pro . . . **1985:** Selected by Houston in 4th round of June draft . . . Named to Topps/Rookie League All-Star team . . . Struck out a New York-Penn League-leading 116 batters in 90.0 innings . . . **1986:** Became the only minor leaguer to win 20 games (12 at Asheville and 8 at Osceola) . . . Led South Atlantic League in ERA (1.95), complete games (9) and tied for lead in shutouts (3) . . . Promoted to Osceola mid-season . . . He combined for 220 strikeouts and 42 walks in 206.2 IP . . . **1987:** First season at AA with Columbus . . . **1988:** Missed majority of season due to an injured left shoulder; had surgery on shoulder, 7/8 . . . **1989:** Began season at Osceola while continuing shoulder rehab . . . Pitched on 3 levels, A, AA and AAA . . . **1990:** Began season at Columbus . . . Tied for Southern League lead with 3 shutouts . . . Promoted to AAA Tucson, where he finished the season . . . **1991:** Spent 1st full season at AAA . . . Filed for free agency, 10/15; signed by Louisville (STL), 12/20 . . . **1992:** Pitched entire season at Louisville (AAA), making 33 appearances, 23 in relief . . . Filed for free agency, 10/16; signed by Iowa (Cubs), 11/17 . . . **1993:** Named to Topps/National Association Class AAA and National Association All-Star teams . . . Finished tied for 4th with 12 wins and 8th with 3.94 ERA . . . Walked just 32 in 134.2 innings, a 2.1 ratio per 9.0 IP.

PERSONAL: Blaise Francis Ilesley . . . Single . . . 1982 graduate of Alpena High School (MI) . . . Attended Indiana State University.

BLAISE ILSLEY'S CAREER RECORD

YEAR	CLUB	W-L	ERA	G	GS	CG	SHO	SV	IP	H	R	ER	BB	SO
1995	Auburn	9-1	1.40	13	12	2	0	0	90.0	55	18	14	32	116
1986	Asheville	12-2	*1.95	15	15	*9	#3	0	120.0	74	27	26	23	146
	Osceola	8-4	1.77	14	13	6	2	0	86.2	67	24	17	19	74
1987	Columbus	10-11	3.86	26	26	3	0	0	167.2	162	84	72	63	130
1988	Columbus	3-1	5.95	8	8	0	0	0	39.1	49	28	26	21	38
1989	Osceola	0-0	6.43	2	2	0	0	0	7.0	8	5	5	0	6
	Columbus	1-1	1.31	4	4	0	0	0	20.2	19	10	3	5	11
	Tucson	4-9	5.85	20	17	1	0	0	103.0	120	68	67	23	49
1990	Columbus	6-4	1.94	12	12	3	#3	0	83.2	70	26	18	13	70
	Tucson	2-1	6.46	20	6	1	0	2	62.2	87	50	45	24	39
1991	Tucson	8-6	4.27	46	4	0	0	0	86.1	105	51	41	27	52
1992	Louisville	5-4	4.30	33	10	1	0	1	98.1	114	56	47	23	56
1993	Iowa	12-7	3.94	48	16	0	0	4	134.2	147	61	59	32	78
1994	CHICAGO (NL)	0-0	7.80	10	0	0	0	0	15.0	25	13	13	2	9
	Iowa	10-4	4.42	22	16	2	0	0	116.0	120	68	57	21	51
ML	Totals	0-0	7.80	10	0	0	0	0	15.0	25	13	13	2	9

* League Leader #Tied for League Lead

ILSLEY'S CAREER TRANSACTIONS

- Selected by Houston Astros in 4th round of June, 1985 draft.
- Signed by St. Louis Cardinals as an amateur free agent, December 20, 1991.
- Signed by Chicago Cubs as an amateur free agent, November 17, 1992.
- On disabled list with strained left groin, April 27-May 16, 1994.
- Signed by Philadelphia as an amateur free agent, January 23, 1995.

PHILLIES PLAYING COLLEGE BASEBALL

Kyle Abbott	UC San Diego & Cal State Long Beach University
Ricky Bottalico	Florida Southern & Central Connecticut State Universities
Rob Butler	East York Collegiate
Andy Carter	University of Delaware
Darren Daulton	Cowley County Community College
Tommy Eason	East Carolina University
Jim Eisenreich	St. Cloud State College (MN)
Paul Fletcher	University of South Carolina & West Virginia State College
Robert Gaddy	Pensacola Junior College & University of Tennessee
Phil Geisler	University of Portland
Tyler Green	Wichita State University
Gene Harris	Tulane University
Dave Hollins	University of South Carolina
Kevin Jordan	University of Nebraska
Ryan Karp	University of Miami
Anthony Manahan	Arizona State University
Tom Marsh	Toledo University
Mike Mimbs	Mercer University (GA)
Larry Mitchell	James Madison University
Mickey Morandini	Indiana University
Gary Mota	Fullerton (CA) Junior College
Bobby Munoz	West Palm Beach Junior College & Polk Community College
Paul Quantrill	University of Wisconsin
Gene Schall	Villanova University
Curt Schilling	Yavapai Junior College (AZ)
Kevin Stocker	University of Washington
Mike Williams	Virginia Tech
Craig Worthington	Cerritos College (CA)



#30 **JEFF INNIS** **RHP**
(pronounced ENN - is)

B-T: R-R

HT: 6-1; WT: 170

AGE: 32, turns 33 on July 5

BORN: July 5, 1962, Decatur, IL

RESIDES: Jupiter, FL

ML SERVICE: 5 years, 9 days

HOW OBTAINED: Signed by the Phillies as a free agent to a triple-A contract, 12/6/94. Invited to spring training as a non-roster player.

1994 SEASON: Signed by Twins as a free agent, 2/3 . . . Had a 2.70 ERA in 7 games with AAA Salt Lake City of the Pacific Coast League . . . Released by Salt Lake City and signed by San Diego organization, 5/12 . . . Played in 33 games for AAA Las Vegas, also of the Pacific Coast League . . . Combined, pitched in a career-low 46.1 innings . . . Signed by Phillies as a free agent, 12/6.

CAREER: 12-year pro . . . **1983:** Mets' 13th pick in June draft . . . Led NY-Penn League in relief points (32) . . . NYPL All-Star . . . **1984:** Pitched for AA Jackson in 2nd professional season; had highest ERA of career (4.25) . . . **1985:** Finished 2nd in Carolina League in games, games finished and relief points (37) . . . **1986:** Led Texas League with career-high 25 saves for Jackson . . . Texas League All-Star (in and post-season) . . . Led TL with then club-record 25 saves and with 53 relief points . . . **1987:** Had 4 stints with the Mets, 5/16-6/4; 6/11-7/14; 8/4-24 and 9/9 through remainder of season . . . Made ML debut, 5/17 vs SF, lost 5-4 after allowing 10th inning HR (Jeffrey Leonard) . . . Made only professional start, a last minute replacement for Rick Aguilera, 5/26 at SF (4 IP, 7 H, 2 ER, 3 SO) . . . **1988:** Began season with Tidewater . . . Promoted to Mets, 4/19-6/20 . . . Won 1st ML game, 6/4 vs CHI (6-5 win in 13 inn) . . . **1989:** Finished tied for 5th in International League with 10 saves; tied for 4th with 34 relief points, despite spending half the season with the Mets . . . Promoted to NY, 6/19 . . . **1990:** Began the season in the majors; optioned to Tidewater, 5/1 . . . Recalled 6/17, then optioned again, 7/22 . . . Recalled final time, 9/4 . . . Earned 1st ML save, 6/29 vs CIN . . . Finished 2nd in IL with 19 saves . . . Underwent arthroscopic surgery on his right elbow by Dr. James Parkes, 10/15 . . . **1991:** First full season in majors, set career-high in strikeouts (47) . . . Finished tied for 9th in NL with 69 games . . . Held opponents to .219 average . . . Mets Pitcher of the Month for June, 2.04 ERA in 15 appearances . . . Had a streak of 18.1 consecutive scoreless innings, 6/13-7/15 (16 games), lowering his ERA from 4.42 to 2.21 . . . Tied ML record with 3 putouts in the 7th inning, 7/20 vs LA; became just 5th NL pitcher to accomplish the feat . . . **1992:** Set a Met record with his 76th appearance, 9/29 vs PHI; Roger McDowell held the old record, 75 in 1986 . . . Ranked 5th in NL in games and 7th among relief pitchers with a career-best 88.0 innings pitched . . . Won on Opening Day, 4/6 at STL; 1st win since 6/24/90 . . . Saved only 2nd ML game of career, 7/4 vs HOU, game 1 . . . Had arthroscopic surgery on his left knee by Dr. David Dines and Dr. David Altchek, 10/6 . . . **1993:** His 287 relief appearances are most by any right-hander in Mets history . . . Led Mets, for 3rd straight season, with 67 games . . . Earned a career-best 3 saves . . . Of 35 earned runs, 15 came in 3.2 innings (4 games); had 2.47 ERA in the 63 other games.

PERSONAL: Jeffrey David (Jeff) Innis . . . Married Kelly Maria McNee (11/21/92) . . . Wife, Kelly is world class distance runner who competed in 5,000 meters at 1992 Olympic Trials . . . 1980 graduate of Eisenhower High School (Decatur, IL) . . . 1988 graduate of the University of Illinois with a degree in Psychology.

INNIS' CAREER HIGHS

STRIKEOUTS: 4, at CHI (NL), 8/16/87 . . . **LONGEST OUTING:** 4.0 inn., twice, last: at SF, 5/26/87 . . . **WINNING STREAK:** 13 games, 1992 . . . **LOSING STREAK:** 4 games, twice, 1992 . . . **SCORELESS STREAK:** 13 inn., 1991.

JEFF INNIS' CAREER RECORD

YEAR	CLUB	W-L	ERA	G	GS	CG	SHO	SV	IP	H	R	ER	BB	SO
1983	Little Falls	8-0	1.37	28	0	0	0	8	46.0	29	8	7	28	68
1984	Jackson	6-5	4.25	42	0	0	0	8	59.0	65	34	28	40	63
1985	Lynchburg	6-3	2.34	53	0	0	0	14	77.0	46	26	20	40	91
1986	Jackson	4-5	2.45	56	0	0	0	*25	92.0	69	30	25	24	75
1987	Tidewater	6-1	2.03	29	0	0	0	5	44.1	26	10	10	16	28
	NEW YORK (NL)	0-1	3.16	17	1	0	0	0	25.2	29	9	9	4	28
1988	Tidewater	0-5	3.54	34	0	0	0	4	48.1	43	22	19	25	43
	NEW YORK (NL)	1-1	1.89	12	0	0	0	0	19.0	19	6	4	2	14
1989	Tidewater	3-1	2.12	25	0	0	0	10	29.2	28	9	7	8	14
	NEW YORK (NL)	0-1	3.18	29	0	0	0	0	39.2	38	16	14	8	16
1990	NEW YORK (NL)	1-3	2.39	18	0	0	0	1	26.1	19	10	7	10	12
	Tidewater	5-2	1.71	40	0	0	0	19	52.2	34	11	10	17	42
1991	NEW YORK (NL)	0-2	2.66	69	0	0	0	0	84.2	66	30	25	23	47
1992	NEW YORK (NL)	6-9	2.86	76	0	0	0	1	88.0	85	32	28	36	39
1993	NEW YORK (NL)	2-3	4.11	67	0	0	0	3	76.2	81	39	35	38	36
1994	Salt Lake City	0-0	2.70	7	0	0	0	0	10.0	10	4	3	4	4
	Las Vegas	1-2	3.96	33	0	0	0	1	36.1	41	32	16	23	34
ML	Totals	10-20	3.05	288	1	0	0	5	360.0	337	142	122	121	192

* League Leader

INNIS' CAREER TRANSACTIONS

- Selected by New York Mets in 13th round of June, 1983 draft.
- Signed by Minnesota Twins as a free agent, February 3, 1994.
- Signed by San Diego Padres as a free agent, May 12, 1994.
- Signed by Philadelphia as a free agent, December 6, 1994.

HOW THEY WERE ACQUIRED

(40-Man Roster)

Farm System (16)

Borland
Bottalico
Carter
Daulton
Eason
Fletcher
Gaddy
Geisler
Green
Lieberthal
Marsh
Mitchell
Morandini
Schall
Stocker
Williams

Trades (14)

Abbott
Butler
Dykstra
Greene
Jordan
Juden
Karp
Longmire
Manahan
Munoz
Quantrill
Schilling
Slocumb
West

Free Agents (5)

Eisenreich
Harris
Holifield
Jefferies
Mota

Draft (3)

Hollins
Mimbs
Worthington



#64 CHARLIE MONTOYO INF

B-T: **R-R**

HT: **5-10**; WT: **170**

AGE: **30**, turns **31** on **October 17**

BORN: **October 17, 1964, Manati, P.R.**

RESIDES: **Florida, P.R.**

ML SERVICE: **27 days**

HOW OBTAINED: **Acquired from Montreal for a player to be named later, 4/1/94.**

1994 SEASON: Played 4 infield positions at AAA Scranton with 68 appearances at shortstop, 37 at 2nd base, 9 at 3rd base and 1 at 1st base . . . Nagging back and hamstring injuries limited him to 114 out of a possible 142 games . . . Despite injuries, had solid offensive numbers with 64 R, 28 2B, 9 HR and 74 BB in 387 AB . . . Finished 2nd in the International League in on-base-pct. (.403) and 3rd in BB . . . Had season-high 11-game hit streak, 5/2-12, .395, 17-43, 4 HR . . . Went 4-5 with 2 2B, 1 HR, 5 RBI, 8/10 vs Toledo . . . Hit .320 with runners in scoring position.

CAREER: Eight-year pro . . . **1987:** Selected by Milwaukee in 6th round of June draft . . . Hit .289 in 13 games with Helena before being promoted to Beloit where he hit .266 in 55 games, 5 HR, 19 RBI and 8 SB in 8 attempts . . . **1988:** Led California League with 156 walks in just 134 games with Stockton . . . Finished 5th in runs (104) and had a .450 on-base-pct. . . . **1989:** Collected a career-high 22 doubles at Stockton and added 102 walks, giving him 258 walks in '88 and '89 combined . . . **1990:** Hit a career-best .289 at El Paso in his 1st season in AA . . . Had 9 SB in 9 attempts . . . **1991:** Promoted to Denver (AAA) where he hit a career-high 12 HR with 15 SB in 120 games . . . **1992:** Reached the .300 mark for the 1st time, hitting .324 in 84 games at Denver . . . Had a .429 on-base-pct. . . . Played 1st base, 2nd base, 3rd base and OF . . . **1993:** Traded to Montreal, 1/19 . . . Ranked 3rd in the International League and 2nd in the Expos organization in walks (71) and 4th in on-base-pct. . . . Hit .349 (22-63) in May with 27 walks in 23 games . . . Missed time due to a right quadriceps strain . . . Contract was purchased by Montreal, 9/7, for his 1st stint in the majors . . . Had GW RBI double in his 1st ML AB, 9/7 vs COL.

PERSONAL: Jose Carlos Montoyo . . . Married Dana Espinosa (6/19/90) . . . Attended San Jose De Anza Junior College and Louisiana Tech, playing baseball at both . . . Hobbies: Enjoys salsa music and plays the congas.

CHARLIE MONTOYO'S CAREER RECORD

YEAR	CLUB	AVG.	G	AB	R	H	2B	3B	HR	RBI	BB	SO	SB	CS
1987	Helena	.289	13	45	13	13	1	2	0	2	12	3	2	1
	Beloit	.266	55	188	46	50	9	2	5	19	52	22	8	0
1988	Stockton	.255	134	458	104	117	14	1	3	61	156	96	16	6
1989	Stockton	.248	129	448	69	111	22	2	0	48	102	40	13	9
1990	El Paso	.289	94	322	71	93	13	3	3	44	72	43	9	0
1991	Denver	.239	120	394	68	94	13	1	12	45	69	51	15	4
1992	Denver	.324	84	259	40	84	7	4	2	34	47	36	3	5
1993	Ottawa	.279	99	319	43	89	18	2	1	43	71	37	0	9
	MONTREAL	.400	4	5	1	2	1	0	0	3	0	0	0	0
1994	Scranton	.282	114	387	64	109	28	0	9	47	74	61	3	3
ML	Totals	.400	4	5	1	2	1	0	0	3	0	0	0	0

* League Leader

MONTOYO'S CAREER TRANSACTIONS

- Selected by Milwaukee Brewers in 6th round of June, 1987 draft.
- Traded to Montreal Expos with Oreste Marrero (1b), January 19, 1993, for Todd Samples (of) and Ron Gerstein (lhp).
- Traded to Philadelphia, April 1, 1994, for a player to be named later.



#66 CHUCK RICCI RHP
(pronounced RICH-e)

B-T: R-R
HT: 6-2; WT: 180
AGE: 26, turns 27 on November 20
BORN: November 20, 1968, Abington, PA
RESIDES: Naples, FL
HOW OBTAINED: Signed by Phillies as a minor league free agent, 4/7/94.

1994 SEASON: Signed with Phillies, as a free agent, 4/7 . . . Allowed just one unearned run in 19.0 innings, 14 games with AA Reading . . . Went first 14.0 innings (11 games) without allowing a run, 6 hits, 1 walk and 19 strikeouts . . . Earned lone AA win, 4/25 vs New Britain . . . Promoted to AAA Scranton, 5/4 . . . After posting a 6.50 ERA in his 1st 13 appearances, went 2-3, 0.94 ERA with 5 saves in his next 31 games . . . Had season-high 7 strikeouts in a 2.2 inning relief appearance, 6/26 vs Rochester . . . Averaged 9.98 strikeouts per 9.0 IP, 4th best in International League . . . Right-handers hit .198 (32-162) and lead-off hitters, .214 (9-42) against him . . . Struck out 15 in final 9.0 innings.

CAREER: Eight-year pro . . . **1987:** Drafted by Baltimore in 5th round of June draft . . . **1988:** Finished 2nd in Appalachian League in starts (14) . . . Threw a 2-hitter, 8/28 vs Princeton . . . **1989:** Named to Midwest mid-season All-Star team . . . Tied for league lead with 9 complete games for Waterloo (A) . . . **1990:** Won his final 2 games of the season with Frederick (A) to improve to 7-12, then went 1-0, 3.27 ERA (4 ER in 11 IP) in 2 playoff games . . . **1991:** Led the Carolina League in starts (29), 3rd in innings (173.2) and was tied for 4th in strikeouts (144) . . . Led Frederick in wins (12) and losses (14) . . . Struck out a season-high 10 in 8 innings, 5/2 . . . Threw 8.2 shutout innings in his final start, 8/29 vs Lynchburg . . . **1992:** Began season with Frederick; promoted to AA Hagerstown, 4/14 . . . Made first of just 6 starts, 5/29, allowing just 1 hit in 5.0 innings, while striking out 10 . . . **1993:** Pitched most of season with AA Bowie . . . Made brief 4 game stint with AAA Rochester, throwing just 8.0 innings . . . Made just one start and a career-high 33 relief appearances for Bowie . . . Earned 5 saves, first saves of his career.

PERSONAL: Charles Mark (Chuck) Ricci . . . Married Anne Norvelle (1/16/93) . . . 1987 graduate of Shawnee High School (Medford, NJ), where he lettered in baseball, basketball and football . . . Named to the All-South Jersey Team as a junior and senior and the All-State team in his senior year . . . Played Little League, Babe Ruth and American Legion baseball . . . Hobbies: Golf.

CHUCK RICCI'S CAREER RECORD

YEAR	CLUB	W-L	ERA	G	GS	CG	SHO	SV	IP	H	R	ER	BB	SO
1987	Bluefield	5-5	6.50	13	12	1	0	0	62.1	74	52	45	38	40
1988	Bluefield	4-6	6.66	14	14	1	0	0	73.0	92	61	54	48	73
1989	Waterloo	10-12	2.98	29	25	9	0	0	181.1	160	89	60	59	89
1990	Frederick	7-12	4.41	26	18	2	1	0	122.1	126	79	60	47	94
1991	Frederick	12-14	3.11	30	29	2	0	0	173.2	147	91	60	84	144
1992	Frederick	0-0	0.00	1	0	0	0	0	2.1	2	1	0	1	2
	Hagerstown	1-4	5.77	20	6	0	0	0	57.2	58	40	37	47	58
1993	Bowie	7-4	3.20	34	1	0	0	5	81.2	72	35	29	20	83
	Rochester	0-0	5.63	4	0	0	0	0	8.0	11	5	5	3	6
1994	Reading	1-0	0.00	14	0	0	0	0	19.0	10	1	0	4	23
	Scranton	4-3	4.04	44	1	0	0	6	64.2	60	30	29	22	72

RICCI'S CAREER TRANSACTIONS

- Selected by Baltimore Orioles in 5th round of June, 1987 draft.
- Signed by Philadelphia as a free agent, April 7, 1994.

LATE NON-ROSTER ADDITION

#47 LARRY ANDERSEN RHP

B-T: R-R

HT: 6-3; WT: 202

AGE: 41, turns 42 on May 6

BORN: May 6, 1953, Portland, OR

RESIDES: Seattle, WA

ML SERVICE: 14 years, 18 days

HOW OBTAINED: Re-signed by Phillies as a free agent, 2/16/95.



1994 SEASON: Had 3 stints on DL: 3/30-4/18 after arthroscopic surgery on left knee; 4/29-5/17 with lingering left knee problems; 6/18-7/2 with sore ribs and a sore back . . . Made 1 rehab start for AA Reading, 4/17, and 6 appearances (3 starts) with AAA Scranton, 4/30-5/17 . . . Opponents hit just .185 (10-54) vs him with runners in scoring position, 3rd-best on team . . . Right-handers hit just .193 (11-57) vs him, 2nd-best on club.

CAREER: 24-year pro with over 14 years of ML service . . . Has ERAs under 2.00 against 4 NL teams: FLA (0.00), MTL (1.36), ATL (1.61) and LA (1.76) . . . **1974:** Threw a no-hitter 6/1 vs Victoria . . . **1975:** Made ML debut 9/5 at DET . . . **1976:** In final year as a starter went 9-8 with 12 complete games, 1 shutout . . . **1977:** Played 0.2 innings at first base . . . **1978:** Set modern Pacific Coast League record with 25 saves . . . **1981:** SEA's top reliever (3-3, 5 saves) . . . 1st ML win 4/27 vs MIN; 1st ML save 5/21 vs CLE . . . Led PCL in saves despite pitching only half the season there . . . Appeared in 2 WS games with the Phillies vs BAL . . . **1984:** Set Phillies record for relievers by tossing 33 consecutive scoreless innings (6/1-8/2) . . . **1986:** Had a 0.60 ERA in 15 innings in Sept/Oct, then added another 5 scoreless innings in the playoffs . . . **1987:** Had career-highs in wins, innings, strikeouts and appearances . . . 1st ML hit was single (Charlie Puleo) 9/24 at ATL . . . **1989:** Had career-best 1.54 ERA, best among NL pitchers with 80-plus innings, 2nd among all NL relievers . . . **1990:** Combined at Houston and Boston for 5-2, 7 saves, 1.79 ERA, 93 strikeouts . . . Appeared in 3 games in ALCS vs OAK . . . **1991:** Had a career-high 13 saves (in 16 opportunities) . . . Allowed 6 of 23 inherited runners to score . . . Went 3-0, 2.19 ERA, 8 saves in 21 games at home . . . **1992:** Opened season on DL with a right shoulder inflammation; activated 4/12 . . . Hit in right forearm by a line drive off Mariano Duncan's bat, 4/27 vs PHI; placed on DL again . . . Made 5 rehab app. at (A) High Desert; activated 6/8 . . . Returned to DL one more time, 8/29-9/8, with tendinitis in right elbow . . . NL batters hit .202 vs him . . . **1993:** Had staff's best SO/IP ratio (67-61.2) . . . Scored upon in only 13 of 64 games . . . Had a 13.1 scoreless inning streak, 5/31-7/3 . . . On DL, 5/8-26 with an inflammation in his right shoulder . . . Right-handers hit .199 against him . . . Appeared in 3 games in 4th career LCS, earning only save of year in Game 5, 10/11 at ATL . . . Appeared in 4 games in 2nd career World Series (both with Phillies).

PERSONAL: Larry Eugene Andersen . . . Single; two daughters, Angela (9/29/83) and Tania (10/30/85); one son, Chase Wilson (6/3/94) . . . 1971 graduate of Interlake High School (Seattle, WA) . . . Hobbies: Golf.

ANDERSEN'S GAME HIGHS

STRIKEOUTS: 6, vs OAK, 9/4/90 . . . **LONGEST OUTING:** 6 inn., at BOS, 9/3/81 . . . **WINNING STREAK:** 4 games, 1990 . . . **LOSING STREAK:** 4 games, 1984 . . . **SCORELESS STREAK:** 33.0 inn., 1984.

LARRY ANDERSEN'S CAREER RECORD

YEAR	CLUB	W-L	ERA	G	GS	CG	SHO	SV	IP	H	R	ER	BB	SO
1971	Reno	1-0	6.75	7	3	0	0	0	24.0	37	20	18	9	10
	Sarasota	0-3	3.00	4	2	0	0	0	15.0	15	7	5	7	10
1972	Reno	4-14	6.53	27	19	2	0	0	124.0	166	102	90	57	79
1973	Reno	10-8	3.95	29	29	3	0	0	164.0	173	91	72	67	115
1974	San Antonio	10-6	3.83	25	22	9	1	0	169.0	176	84	72	51	64
1975	Okla. City	10-11	4.21	25	23	11	1	0	156.0	179	87	73	52	64
	CLEVELAND	0-0	4.50	3	0	0	0	0	5.2	4	3	3	2	4
1976	Toledo	0-2	12.91	6	5	0	0	0	23.0	47	33	33	6	8
	WilliamSPORT	9-6	2.71	21	15	12	1	0	133.0	117	47	40	34	74
1977	Toledo	5-6	1.94	45	0	0	0	9	65.0	52	20	14	37	40
	CLEVELAND	0-1	3.21	11	0	0	0	0	14.1	10	7	5	9	8
1978	Portland	10-7	3.45	57	0	0	0	25	99.0	92	42	38	45	65
1979	Tacoma	10-6	4.02	27	12	4	0	4	112.0	124	59	50	32	52
	CLEVELAND	0-0	7.41	8	0	0	0	0	16.2	25	14	14	4	7
1980	Portland	5-7	1.74	52	0	0	0	15	93.0	78	24	18	16	65
1981	SEATTLE	3-3	2.65	41	0	0	0	5	67.2	57	27	20	18	40
1982	SEATTLE	0-0	5.99	40	1	0	0	1	79.2	100	56	53	23	32
	Salt Lake-a	1-0	0.00	5	0	0	0	4	6.2	2	0	0	3	8
1983	Portland	7-8	2.05	52	0	0	0	22	70.1	63	35	16	30	64
	PHILLIES	1-0	2.39	17	0	0	0	0	26.1	19	7	7	9	14
1984	PHILLIES	3-7	2.38	64	0	0	0	4	90.2	85	32	24	25	54
1985	PHILLIES	3-3	4.32	57	0	0	0	3	73.0	78	41	35	26	50
1986	PHILLIES	0-0	4.26	10	0	0	0	0	12.2	19	8	6	3	9
	HOUSTON	2-1	2.78	38	0	0	0	1	64.2	64	22	20	23	33
1987	HOUSTON	9-5	3.45	67	0	0	0	5	101.2	95	46	39	41	94
1988	HOUSTON	2-4	2.94	53	0	0	0	5	82.2	82	29	27	20	66
1989	HOUSTON	4-4	1.54	60	0	0	0	3	87.2	63	19	15	24	85
1990	HOUSTON	5-2	1.95	50	0	0	0	6	73.2	61	19	16	24	68
	BOSTON	0-0	1.23	15	0	0	0	1	22.0	18	3	3	3	25
1991	SAN DIEGO	3-4	2.30	38	0	0	0	13	47.0	39	13	12	13	40
1992	High Desert-a	0-1	2.25	5	2	0	0	0	8.0	7	5	2	2	10
	SAN DIEGO	1-1	3.34	34	0	0	0	2	35.0	26	14	13	8	35
1993	PHILLIES	3-2	2.92	64	0	0	0	0	61.2	54	22	20	21	67
1994	PHILLIES	1-2	4.41	29	0	0	0	0	32.2	33	20	16	15	27
	Reading-a	0-0	0.00	1	1	0	0	0	2.0	0	0	0	1	5
	Scranton-a	0-0	0.00	6	3	0	0	1	8.1	3	1	0	1	9
AL	Totals	3-4	4.27	118	1	0	0	7	206.0	214	110	98	59	116
NL	Totals	37-35	2.85	581	0	0	0	42	789.1	718	292	250	252	642
ML	Totals	40-39	3.15	699	1	0	0	49	995.1	932	402	348	311	758

*League Leader a-Rehabilitation Assignment

LEAGUE CHAMPIONSHIP SERIES RECORD

YEAR	CLUB, OPP	W-L	ERA	G	GS	CG	SHO	SV	IP	H	R	ER	BB	SO
1983	PHI, LA	0-0	0.00	0	0	0	0	0	0	0	0	0	0	0
1986	HOU, NY	0-0	0.00	2	0	0	0	0	5.0	1	0	0	2	3
1990	BOS, OAK	0-1	8.00	3	0	0	0	0	3.0	3	2	2	3	3
1993	PHI, ATL	0-0	15.43	3	0	0	0	1	2.1	4	4	4	1	3
LCS	Totals	0-1	5.23	8	0	0	0	1	10.1	8	6	6	6	9

WORLD SERIES RECORD

YEAR	CLUB, OPP	W-L	ERA	G	GS	CG	SHO	SV	IP	H	R	ER	BB	SO
1983	PHI, BAL	0-0	2.25	2	0	0	0	0	4.0	4	1	1	0	1
1993	PHI, TOR	0-0	12.27	4	0	0	0	0	3.2	5	5	5	3	3
WS	Totals	0-0	7.04	6	0	0	0	0	7.2	9	6	6	3	4

MAJOR LEAGUE HITTING TOTALS

	AVG.	AB	H	HR	RBI
Career	.132	38	5	0	0

ANDERSEN'S CAREER TRANSACTIONS

- Selected by Cleveland Indians in 7th round of June, 1971 draft.
- Traded to Pittsburgh Pirates, December 21, 1979, for Larry Littleton (of) and John Burden (p).
- Traded to Seattle Mariners, October 29, 1980, to complete deal for Odell Jones (rhp), April 1, 1980.
- On disabled list with an inflamed rib cage, August 11-September 1, 1982; included rehabilitation assignment to Salt Lake City, August 11-31.
- Sold to Philadelphia, July 29, 1983.
- Signed by Houston Astros as a free agent May 16, 1986.
- Re-signed by Houston, December 21, 1986.
- Re-signed by Houston, January 8, 1988.
- On disabled list with a muscle strain in his left rib cage, April 26-May 11, 1988
- On disabled list with sprained right knee, April 25-May 10, 1989.
- On disabled list with sprained capsule in right elbow, August 20-September 4, 1989.
- Traded to Boston Red Sox, August 30, 1990, for Jeff Bagwell (3b).
- Signed by San Diego Padres as a free agent, December 21, 1990.
- On disabled list with a herniated disc in his neck, May 8-30 and August 20-September 9, 1991.
- On disabled list with right shoulder inflammation, April 4-12, 1992.
- On disabled list after being hit on the right forearm by a line drive, May 6-June 8, 1992; included rehabilitation assignment to High Desert, May 29-June 8.
- On disabled list with tendinitis in right elbow, August 29-September 8, 1992.
- Signed by Philadelphia as a free agent, December 8, 1992.
- On disabled list with right shoulder inflammation, May 8-26, 1993.
- Re-signed by Philadelphia, January 18, 1994.
- On disabled list recovering from surgery on left knee, March 30-April 18, 1994; included rehabilitation assignment to Reading, April 17-18.
- On disabled list with lingering knee problems, April 25-May 17, 1994; included rehabilitation assignment to Scranton, April 30-May 17.
- On disabled list with sore ribs and a sore back, June 18-July 2, 1994.
- Re-signed by Philadelphia, February 16, 1995.

NOTES

NOTES

NOTES

SPRING TRAINING INFORMATION

STADIUM INFORMATION

Name: Jack Russell Memorial Stadium

Street Address: 600 Phillies Drive, Clearwater, FL 34615

Mailing Address: Philadelphia Phillies, P. O. Box 10336,
Clearwater, FL 34617

Location: In center city Clearwater, intersection of Seminole and Greenwood Streets. Seminole runs parallel to Drew Street (one block south) and Cleveland (two blocks south).

Telephones: (813 area) 442-8496 - Ticket Office
441-9941, 9942 - Executive Offices
441-9943, 9944 - PR Offices

Capacity: 6,926 (1,823 box, 5,103 reserved).

Camp Dates: Phillies will be at JRM Stadium, March 2 through March 27.

CARPENTER FIELD

Street Address: 651 Old Coachman Road, Clearwater, FL 34625

Telephones: (813 area) 799-0503, 0504, 0505

Location: West side of Route 19, near intersection of Route 19 and Drew Street. Old Coachman Road runs parallel to Route 19 and the field is one block north of Drew Street.

TICKET INFORMATION

Prices: Box Seats: \$8.00
(Section 1-48)
Reserved Seats: \$7.00
(All other seats)

Season Tickets:
Box Seats: \$112.00
Reserved Seats: \$98.0

BUYING TICKETS

◆ In Clearwater

—**In Person:** Jack Russell Memorial Stadium ticket office. No service charge. . . 9 a.m.-4 p.m.

—**By Telephone:** Information and ticket purchases: (813) 442-8496. Tickets may be charged on Visa/Mastercard. Add \$4.00 service charge per order. . . Hours: same as In Person.

—**By Mail:** Send check or money order (add \$4.00 service charge per order) to: Philadelphia Phillies Tickets, P. O. Box 10336, Clearwater, FL 34617.

◆ In Philadelphia:

—**By Telephone:** For ticket purchases only (215) 463-1000. Tickets may be charged on Visa/Mastercard. Add \$4.00 service charge per order. . . Hours: 9 a.m.-5 p.m. . . For ticket and schedule information, calls should be made to Florida (813) 442-8496.

◆ Baltimore game:

—**Through Phillies:** Call (215) 463-1000. Add \$4.00 service charge per order.

—**Through Orioles:** Call Ticketmaster - 1-800-551-7328.

THE SCHEDULE

DAY	DATE	CLUB	SITE	TIME	
Friday	March 3	Baltimore	CLEARWATER	1:05	R
Saturday	4	Cincinnati	CLEARWATER	1:05	R
Sunday	5	Pittsburgh	Bradenton	1:05	R
Monday	6	Toronto	CLEARWATER	1:05	R
Tuesday	7	Detroit	Lakeland	1:05	
Wednesday	8	Baltimore	CLEARWATER	1:05	R
Thursday	9	Boston	CLEARWATER	1:05	R
Friday	10	Toronto	Dunedin	1:05	R
Saturday	11	Toronto	CLEARWATER	1:05	R
Sunday	12	Florida	CLEARWATER	1:05	R-SC
Monday	13	Cincinnati (ss)	Plant City	1:05	
		Toronto (ss)	Dunedin	1:05	
Tuesday	14	Cincinnati	CLEARWATER	7:35	R-T
Wednesday	15	New York (AL)	CLEARWATER	1:05	R
Thursday	16	Boston	Ft. Myers	1:05	
Friday	17	Pittsburgh	CLEARWATER	1:05	R
Saturday	18	Houston	CLEARWATER	1:05	R
Sunday	19	Texas	Port Charlotte	1:30	R-T
Monday	20	Detroit	CLEARWATER	1:05	R
Tuesday	21	Pittsburgh	CLEARWATER	7:35	R-T
Wednesday	22	Open Date			
Thursday	23	Baltimore	St. Petersburg	7:05	R-T
Friday	24	Cincinnati	Plant City	7:05	R-SC
Saturday	25	Texas	Port Charlotte	1:30	R
Sunday	26	St. Louis	CLEARWATER	1:05	R-T
Monday	27	Texas	CLEARWATER	1:05	R
Tuesday	28	Pittsburgh	Bradenton	1:05	
Wednesday	29	Toronto	Dunedin	1:05	R
Thursday	30	St. Louis	St. Petersburg	1:05	R
Friday	31	Open Date			
Saturday April	1	Baltimore	Baltimore	1:35	R-SC

The Phillies Schedule

ALL TIMES-EASTERN TIME: PM HOME GAMES ALL GAMES ON WGMP-RADIO-1210 AM GAMES ON TV: W = WPFL P = PRISM S = SPORTSCHANNEL N = NBC A = ABC E = ESPN

BASEBALL'S BEST PROMOTIONAL LINEUP

SUN	MON	TUE	WED	THU	FRI	SAT
						1
2	3 W STL 2:15	4 P STL 8:05	5 S STL 8:05	6 S STL 1:35	7 S COL 3:05	8 W COL 3:05
9 W COL 3:05	10 P STL 2:05	11 W STL 7:35	12 S STL 1:05 BPS	13 S G COL 7:35	14 P COL 7:05	15 P COL 7:05
16 W COL 1:35	17 P CHI 7:35	18 P CHI 7:35	19 S CHI 1:05 BPS	20 OFF	21 W PIT 7:05	22 W PIT 7:05
23 W PIT 1:35	24 W CHI 8:05	25 W CHI 8:05	26 S CHI 2:20	27 P PIT 7:35	28 S PIT 7:35	29 S G PIT 7:05
30 W PIT 1:35						4

SUN	MON	TUE	WED	THU	FRI	SAT
				1 OFF	2 W SF 10:05	3 W SF 4:05
4 W SF 4:05	5 W SD 10:05	6 W SD 10:05	7 W SD 4:05	8 OFF	9 W LA 10:05	10 W LA 10:05
11 W LA 4:05	12 OFF	13 P HOU 7:35	14 P HOU 7:35	15 P HOU 7:35	16 W FLA 7:35	17 P FLA 10:05
18 W FLA 4:05	19 W NY 7:40	20 W NY 7:40	21 S NY 7:40	22 W NY 7:40	23 W NY 8:35	24 W STL 2:15
25 W STL 2:15	26 OFF	27 P CIN 7:35	28 P CIN 7:35	29 S CIN 1:05 BPS	30 P ATL 7:35	

SUN	MON	TUE	WED	THU	FRI	SAT
		1 W ATL 7:40	2 S ATL 7:40	3 W ATL 7:40	4 W ATL 7:35	5 A CIN 8:05
6 W CIN 2:15	7 OFF	8 S NY 7:35	9 P NY 7:35	10 P NY 7:35	11 S MTL 7:35	12 A MTL 8:05
13 W MTL 1:35	14 S MTL 1:05 BPS	15 W HOU 8:05	16 S HOU 8:05	17 W HOU 2:35	18 P LA 8:05	19 A LA 7:05
20 W SF 7:35	21 W SD 7:35	22 P SD 7:35	23 S SD 7:35	24 P LA 7:35	25 N LA 8:05	26 P LA 7:05
27 E LA 8:05	28 OFF	29 W SF 3:35	30 W SF 3:35	31 W SF 3:35		

SUN	MON	TUE	WED	THU	FRI	SAT
	1 OFF	2 W CIN 7:35	3 S CIN 7:35	4 W CIN 7:40	5 W ATL 7:40	6 W ATL 7:10
7 W ATL 7:40	8 W ATL 7:40	9 P MTL 7:35	10 P MTL 7:35	11 S MTL 1:05 BPS	12 W HOU 8:05	13 W HOU 8:05
14 W HOU 2:35	15 W FLA 7:05	16 W FLA 7:05	17 S FLA 7:05	18 OFF	19 P NY 7:05	20 P NY 7:05
21 W NY 1:35	22 OFF	23 P SF 7:35	24 P SF 7:35	25 P SD 7:35	26 W SD 7:35	27 W SD 7:05
28 W SD 1:35	29 P LA 7:35	30 P LA 7:35	31 S LA 7:35			

SUN	MON	TUE	WED	THU	FRI	SAT
						1 P ATL 7:05
2 W ATL 1:35	3 P ATL 6:05	4 W PIT 3:05	5 S PIT 7:35	6 W PIT 7:35	7 P CHI 7:35	8 W CHI 7:05
9 W CHI 1:35	10 ALL STAR BREAK @ TEXAS	11	12	13 W MTL 7:35	14 W MTL 7:35	15 A MTL 8:05
16 W MTL 1:35	17 A COL 8:05	18 W COL 9:05	19 W COL 5:05	20 OFF	21 P STL 7:35	22 P STL 7:05
23 W COL 1:35	24 A COL 8:05	25 P COL 7:35	26 P COL 7:35	27 S PIT 1:05 BPS	28 W PIT 3:20	29 W PIT 2:20

SUN	MON	TUE	WED	THU	FRI	SAT
						1 N SD 10:05
3 W SD 4:05	4 W LA 8:05	5 W LA 10:35	6 S LA 10:35	7 OFF	8 N HOU 8:05	9 P HOU 7:05
10 W HOU 1:35	11 OFF	12 W MTL 7:35	13 S MTL 7:35	14 OFF	15 M NY 8:05	16 W NY 1:40
17 W NY 1:40	18 W FLA 7:35	19 P FLA 7:35	20 S FLA 7:35	21 P FLA 7:35	22 N CIN 8:05	23 P CIN 7:05
24 W FLA 1:35	25 OFF	26 P ATL 7:35	27 P ATL 7:35	28 OFF	29 N FLA 8:05	30 W FLA 7:05

- 25th Silver Season Home Opener ††
- Mellon PSFS Carlton Hall of Fame Poster ††
- TBA ■
- PECO Energy Equipment Bag ■
- TBA ■
- TastyKake Phranatic Birthday, Phranatic T-Shirts ■
- Photo Night ††
- Beach Towel †
- Mellon PSFS Fightin' Phis Card Set ■
- Texaco Relaxed Nostalgic Baseball Cap †
- TBA
- Mellon PSFS Fireworks ††
- Mellon PSFS Fireworks ††
- Model's Sporting Goods Phillies Workout Shirt ■
- Super Soft Baseball Cap ■
- M.A.B. Paints Salute to Mike Schmidt ††
- Tole-Tally Ultimate Backpack ■
- TBA
- Campbell's Soups Ski Cap ■
- Fan Appreciation Day ††

- G = Group Night
 - BPS = Mellon PSFS Businessperson's Special
 - # = Women 15 years and over
 - † = Men 15 years and over
 - †† = All Fans
- = Children 14 years and under
Promotion schedule is subject to change.

TO ORDER TICKETS CALL: 215-463-1000