



**MEDIA GUIDE**

## 1996 SIGNIFICANT DATES

June 4-6	Amateur Draft
July 9	All-Star Game (Philadelphia's Veterans Stadium)
August 4	Hall of Fame Induction
August 5	Hall of Fame Game
October 1	Division Playoffs
October 8	League Championship Series
October 19	World Series

## WHERE THE PHILLIES STAY

City	Hotel	Telephone
Atlanta	Hotel Nikko	(404) 365-8100
Chicago	Hyatt Regency	(312) 565-1234
Cincinnati	Hyatt Regency	(513) 579-1234
Colorado	Hyatt Regency	(303) 295-1234
Florida	Marriott Marina	(305) 463-4000
Houston	Westin Galleria	(713) 960-8100
Los Angeles	Inter-Continental	(213) 617-3300
Montreal	LeCentre Sheraton	(514) 878-2000
New York	Grand Hyatt	(212) 883-1234
Pittsburgh	Vista International	(412) 281-3700
St. Louis	Ritz-Carlton	(314) 863-6300
San Diego	Marriott Mission Valley	(619) 692-3800
San Francisco	Grand Hyatt	(415) 398-1234

## PRE-GAME WORKOUT SCHEDULE

Hitting & Infield	1:35 PM Game	5:35 PM Game	7:05 PM Game	7:35 PM Game
Phils Pitchers			4:25—4:45	4:55—5:15
Phils Extras	11:15—11:45	3:15—3:45	4:45—5:15	5:15—5:45
Phils Regulars	11:45—12:15	3:45—4:15	5:15—5:45	5:45—6:15
Visitors Hit	12:15—12:55	4:15—4:55	5:45—6:25	6:15—6:55
Phils Infield	12:55—1:05	4:55—5:05	6:25—6:35	6:55—7:05
Visitors Infield	1:05—1:15	5:05—5:15	6:35—6:45	7:05—7:15

## PHILLIES FAX NUMBERS

Executive Office: (215) 463-9493  
Public Relations/Finance: (215) 389-3050  
Stadium Operations/Merchandising: (215) 463-8765  
Marketing/Promotions/Community Relations: (215) 463-6025  
Baseball Operations: (215) 755-9324  
Ticket Office/Sales: (215) 463-9878

The 1996 Media Guide was published March 1, 1996. Newspapers, magazines, radio and television stations needing additional information should contact the Phillies PR office at: P.O. Box 7575, Philadelphia, PA 19101; (215) 463-6000.

### CREDITS

Executive Editor: Larry Shenk  
Editor: Leigh Tobin  
Associate Editor: Gene Dias  
Print/Creative Services: Tina Urban  
Photography: Roger Luce, Rosemary Rahn, Heddy Bergsman  
Contributors: Marianne D'Alonzo, Susan Ingersoll, Jay McLaughlin,  
Karen Nocella



More publications available at:

[www.retroseasons.com/library/](http://www.retroseasons.com/library/)

# TABLE OF CONTENTS

❖ <b>PERSONNEL</b> Office listing, ownership, executive biographies, medical crew, clubhouse personnel, broadcasting information, Thomas' transactions . . . . .	p 2
❖ <b>MISCELLANEOUS</b> Vet Stadium, Vet firsts, game information, postponements, rules of interest, qualifying marks . . . . .	p 18
❖ <b>HISTORY</b> All-time roster, managers list, team history, opening day, year-by-year finishes, post season summaries . . . . .	p 23
❖ <b>AWARDS</b> Hall of Famers, All-Stars, Gold Gloves, NL player honors . . . . .	p 51
❖ <b>RECORDS</b> Individual and team batting/pitching season records, best/worst records . . . . .	p 57
❖ <b>HITTING FACTS</b> Career batting leaders, home run information, season leaders, pinch hitting, stolen bases, yearly leaders, Phillie Phanatic . . . . .	p 78
❖ <b>PITCH/DEFENSE</b> Career pitching leaders, pitching information, yearly leaders, defensive information . . . . .	p 110
❖ <b>1995 REVIEW</b> Final stats, highs & lows, fielding, day-by-day, standings . . . . .	p 127
❖ <b>MINOR LEAGUES</b> Directory of farm clubs, scouts; draft history, 1995 stats, biographies/stats of minor leaguers . . . . .	p 141
❖ <b>1996 PHILLIES</b> Biographies of Fregosi, coaches, players, non-roster players; team roster . . . . .	p 168

## *On The Cover . . .*

The Phillies host the 1996 All-Star Game at Veterans Stadium. The cover features the 1996 All-Star Logo and Philadelphia landmarks.

The Media Guide has been divided into 10 different sections. Each section has its own table of contents page which should enable you to locate more specific information more efficiently.



## *PHILLIE PHANATIC*

### *PERSONNEL*

<i>Baseball Personnel</i> .....	<i>11</i>
<i>Broadcasting</i> .....	<i>15-16</i>
<i>Clubhouse Personnel</i> .....	<i>13</i>
<i>Conditioning Coordinator</i> .....	<i>14</i>
<i>Executive Biographies</i> .....	<i>6-10</i>
<i>Executive History</i> .....	<i>14</i>
<i>Major League Scouts</i> .....	<i>12</i>
<i>Medical Team</i> .....	<i>13</i>
<i>Office Personnel</i> .....	<i>3-4</i>
<i>Ownership</i> .....	<i>5-6</i>
<i>Thomas' Player Moves</i> .....	<i>7-8</i>
<i>Uniform Numbers</i> .....	<i>14</i>

# OFFICE PERSONNEL

President, Chief Executive Officer and Managing General Partner .....	Bill Giles
Executive Vice President, Chief Operating Officer and Co-General Partner .....	David Montgomery
Partners .....	Claire S. Betz Tri-Play Associates (Alexander K. Buck, J. Mahlon Buck, Jr., William C. Buck) Double Play, Inc. (Herbert H. Middleton, Jr.) Fitz Eugene Dixon, Jr.

## ADMINISTRATION

President, Chief Executive Officer and Managing General Partner .....	Bill Giles
Executive Vice President, Chief Operating Officer and Co-General Partner .....	David Montgomery
Secretary and General Counsel .....	Bill Webb
Executive Administrator .....	Nancy Nolan
Director, Planning/Development .....	Tom Hudson
Director, Business Development .....	Joseph Giles

## BASEBALL ADMINISTRATION

Senior Vice President, General Manager .....	Lee Thomas
Assistant General Manager .....	Ed Wade
Director, Player Development .....	Del Unser
Director, Scouting .....	Mike Arbuckle
Assistant to the President .....	Paul Owens
Administrator, Baseball Operations .....	Susan Ingersoll
Traveling Secretary .....	Eddie Ferez
Computer Analysis .....	Jay McLaughlin
Secretary, Minor Leagues/Scouting .....	Maryann Skedzielowski
Video Operations .....	Dan Stephenson
Conditioning Coordinator .....	Scott Hoffman

## FINANCE/ACCOUNTING

Senior Vice President, Finance & Planning .....	Jerry Clothier
Executive Secretary, Finance .....	JoAnn Marano
Controller .....	Lou Perez
Payroll Administrator .....	Karen Wright
Accounts Payable Coordinator .....	Reeny Dunn
Payroll Assistant .....	Christine Negley

## PUBLIC RELATIONS/COMMUNITY RELATIONS

Vice President, Public Relations .....	Larry Shenk
Manager, Print/Creative Services .....	Tina Urban
Manager, Publicity .....	Leigh Tobin
Manager, Media Relations .....	Gene Dias
Administrator, Public Relations .....	Karen Nocella
Director, Community Relations .....	Regina Castellani
Community Relations Representative .....	Karen Howard
Community Relations Representative .....	Kelly Nanni
Community Relations Representative .....	Marianne D'Alonzo
Broadcaster, Director, Speakers' Bureau .....	Chris Wheeler
Speakers' Bureau Representative .....	Maje McDonnell
Substance Prevention Educator .....	Dickie Noles

## MARKETING

Vice President, Marketing .....	Dennis Mannion
Assistant to VP, Marketing .....	Debbie Nocito
Director, Events .....	Kurt Funk
Manager, Entertainment .....	Chris Legault
Phillie Phanatic .....	Tom Burgoyne
Entertainment Representative .....	Matt Mahler
Manager, Merchandising .....	Mike Connor
Merchandising /Phanatic Coordinator .....	Laura Horn
Video Operations .....	Anthony Fanticola
Director, Advertising Sales .....	Dave Buck
Advertising Sales Representative .....	Jim Getgey
Advertising Sales Representative .....	Casey Murray
Advertising Sales Administrator .....	Lejla Graham-Willis
Marketing Administrator, Receptionist .....	Lisa Mamounis
Manager, Advertising/Broadcasting .....	Jo-Anne Levy-Lamoreaux
Manager, Promotions .....	John Brazer
Manager, Fan Development .....	Rob Holiday
Fan Development Representative .....	Dick Allen

# OFFICE PERSONNEL (cont.)

## SALES/TICKETS

Vice President, Ticket Operations	Richard Deats
Director, Sales	Rory McNeil
Director, Ticket Department	Dan Goroff
Director, Sales Operations	John Weber
Director, Group Sales	Kathy Killian
Super Box Coordinator	Lynn Samuels
Corporate Sales Representative	Tom Mashek
Sales Office Representative	Joanne Hudson
Sales Office Representative	Eric Tobin
Sales Office Representative	Bill Wilson
Ticket Office Representative	Cathy Krise
Ticket Office Representative	Andrea Hobbs
Ticket Office Representative	Sharon Snyder
Ticket Office Representative	Mike Harris
Coordinator, Ticket Vault Services	Lori Loughlin

## COMPUTER OPERATIONS

Director, Information Systems	Brian Lamoreaux
Manager, Computer Operations	Christopher Pohl
Manager, Software & Analysis	Donna Underwood
Senior System Programmer	Walt Fillmann

## STADIUM OPERATIONS

Director, Stadium Operations	Mike DiMuzio
Secretary, Stadium Operations	Bernie Mansi
Receptionist	Kelly Addario-DiGiacomo
Stadium Operations Assistant	Patty McKee
Office Operations	Bruce Leith
Super Box Administrator	Carmen DiNovi
Supervisor, Field & Maintenance Operations	Ralph Frangipani
Assistant Sup., Field & Maintenance Operations	Jody Boon
Field & Maintenance Operations	Jeff Wright
Maintenance	Jack Kelleher
Maintenance	Tony McClean
Maintenance	James Rodriguez
Maintenance	Frank Bowens
Office Security	Foster Mears
Office Security	Ted DiMuzio
Office Security	Ed Berry

## MEDICAL PERSONNEL

Team Physician	Dr. Phillip Marone
Trainer	Jeff Cooper
Assistant Trainer	Mark Andersen
EAP Coordinator	Dr. William O'Brien

## CLUBHOUSE PERSONNEL

Manager, Equipment and Home Clubhouse	Frank Copenbarger
Assistant, Equipment Manager	Joe Dunn
Manager, Visiting Clubhouse	Kevin Steinhour
Assistant, Home Clubhouse	Pete Cera

## FLORIDA OPERATIONS

Director of Operations	John Timberlake
Business Manager, Florida Operations	Dianne Gonzalez
Administrative Assistant	Ted Zipelo
General Manager, Clearwater Phillies	Jim Herlihy
Assistant General Manager, Clearwater Phillies	Lee McDaniel
Director of Sales, Clearwater Phillies	Dan McDonough
Marketing Representative, Clearwater Phillies	Andy Shenk
Field Supervisor	Opie Cheek
Ground Crew	Ron Cheek
Ground Crew	Phil Cheek

## OWNERSHIP

Bill Giles formed a partnership called The Phillies and purchased the club from the Carpenter Family following the 1981 season.

The Phillies is a limited partnership consisting of Bill Giles and David Montgomery who are general partners and four limited partners:

- ◆ Claire S. Betz.
- ◆ Tri-Play Associates, a firm comprised of three brothers, Alexander K. Buck, J. Mahlon Buck Jr. and William C. Buck. They are the principal executive officers of TDH Capital Corporation, a private venture capital investment company.
- ◆ Double Play, Inc., a wholly owned subsidiary of G. W. Hunter, Inc. Herbert H. Middleton, Jr. is Chairman of Double Play and Hunter, a fifth generation Philadelphia based family business.
- ◆ Fitz Eugene Dixon, Jr., the civic leader who is Chairman of the Board of Widener University; President of the Fairmount Park Commission; Chairman, Board of Governors, State System of Higher Education and Chairman, State Horse Racing Commission.

None of the partners owns as much as 50 percent of the partnership.



### **BILL GILES** *President, Chief Executive Officer & General Partner*

From a part-time staffer who did odds and ends to the President of a major league baseball club. That's the lifetime baseball story of William Y. (Bill) Giles.

Born in Rochester, NY on September 7, 1934, nearly all of Giles' life has been spent around the game of baseball. His father, the late Warren C. Giles, was President and General Manager of the Cincinnati Reds (1946-51) and President of the National League (1951-69). Bill's

mother died when he was nine so he spent long hours and a lot of days with his father at Crosley Field in Cincinnati.

Bill's first job in baseball came when he was "around 14" years of age. It wasn't a glamorous position, as he did all kinds of odds and ends in the Cincinnati Reds' Public Relations Department.

He attained his current position on October 29, 1981. It was on this date Giles' group of partners purchased the Phillies from the Carpenter family. When the Carpenters announced they were selling the club prior to the 1981 season, Giles went to work organizing a group. He interviewed a field of 200 potential partners. His final group consisted of six different partners.

Giles' path to Philadelphia wound through the minor leagues and two big league clubs.

His first official baseball position came when he was 19, following his freshman year at Denison University. "I was sent to Morristown (TN) in the old Mountain States League as General Manager to save a poor team. Within the week, the entire league folded," he laughs now.

While at Denison he played football, tennis and baseball and was President of the Sigma Chi fraternity his senior year.

Following graduation (B.A. degree in Economics), Giles spent three years in the U.S. Air Force as a navigator in the Strategic Air Command.

His baseball career began full time in 1959, following a discharge from the Air Force, when he was named General Manager of the Nashville Vols (Cincinnati Reds minor league team). From there he moved to the expansion Houston Colt .45s.

While in Houston, Giles served as Traveling Secretary, Publicity Director, Director of Public Relations and Promotions and Vice President. With the opening of Veterans Stadium approaching, the Carpenter family brought Giles to Philadelphia to run the business end of the operation.

Giles began his Phillies career as Vice President, Business Operations, following the 1969 season. Three years later he was promoted to Executive Vice President.

The Phillies are very active in the community. The tone for community involvement is set by Giles. He donates many hours to the community. He is active in many organizations: Chairman of the Board, Philadelphia Convention and Tourism Bureau; member of the

*(Giles continued on next page)*

Executive Committee, Philadelphia Chamber of Commerce and Philadelphia Sports Congress; President of the Boy Scouts of America; on the board of the Pennsylvania Chamber of Commerce, Economic Coalition and the Police Athletic League; and a member of the Union League and Rotary Club.

Giles had been honored many, many times for his contributions to the city. Among the awards: Distinguished Citizen of the Year (1985) by the Boy Scouts of America; 1992 recipient of the Garry Maddox Award by the Philadelphia Child Guidance Center; Police Athletic League Man of the Year (1993), Philadelphia Boys Choir Man of the Year (1994); Anti-Defamations League Man of the Year (1994); American Red Cross Man of the Year (1996) and 1996 recipient of the Vision of Philadelphia Award by Philadelphia Hospitality, Inc.

Giles is likewise very active in major league baseball matters. He's currently on the Executive Council, Official Rules Committee, Chairman of Television Committee, Schedule Format Committee and is Chairman of the Marketing Committee.

Bill and his wife, Nancy, reside in Villanova, PA. They are the parents of three sons, Michael, Joseph and Chris. Joe, his wife, Paula and daughter, Caroline and Chris, his wife, Amy and daughter, Elizabeth all live in the Philadelphia area.

---

## ***EXECUTIVES***

---



***DAVID MONTGOMERY***  
***Executive Vice-President,***  
***Chief Operating Officer &***  
***Co-General Partner***

David Montgomery assumed the duties of the day to day business operations when Bill Giles became president in 1982.

Montgomery joined the Phillies in February 1971, as a member of the Sales Department. He progressed to positions of Marketing Director and Director of Sales before becoming Executive Vice-President. His title was

changed to Executive Vice-President and Chief Operating Officer in January of 1992. In November of 1994, he was designated as Co-General Partner.

Born June 26, 1946 in Philadelphia, David is a graduate of The William Penn Charter School and the University of Pennsylvania where he majored in history. He then received his MBA from the Wharton School.

David serves on the Board of Directors of Major League Baseball Properties and Major League Baseball Properties, Canada. In addition, he is currently on MLB's Labor Policy Committee, the Strategic Planning Committee and the National League Schedule Committee.

He is involved in various civic activities, including serving on the boards of Need in Deed and the Better Business Bureau of Southeastern Pennsylvania. He is also a Vice President of the General Alumni Society of the University of Pennsylvania.

He and his wife, Lyn, have three children, Harry, Sam and Susa and make their home in the Wyndmoor section of Philadelphia.



***LEE THOMAS***  
***Sr. Vice President***  
***& General Manager***

James Leroy (Lee) Thomas, born February 5, 1936, joined the Phillies on June 21, 1988, as the Vice President, Player Personnel. A few months later, his title was changed to Vice President, General Manager as he signed a three-year contract. He has been given three contract extensions since that time, the most recent, signed in 1993, taking him through the 1997 season. In January of 1992 his title was changed once again to

Senior Vice President and General Manager.

Architect of the 1993 Phillies, only the third last to first place team, he was named Major League Executive of the Year for 1993.

He joined the Phillies after being the Director of Player Development for the St. Louis Cardinals since 1981. An 18-year career with the Cardinals began in 1970 when he was a triple-A player-coach at Tulsa. From there, Thomas was the Cardinals bullpen coach (1971-72), minor league manager (1973 at Sarasota and 1974 at Modesto), assistant in the sales and promotions department with the major league club, traveling secretary (1976-80) and then director, player development, (1981-88).

An outfielder-first baseman, Thomas signed with the Yankees in 1954. He played eight years in the majors with the Yankees, Angels, Red Sox, Braves, Cubs and Astros and one year in Japan (1969), with the Nankai Hawks. He was an All-Star with the Angels in 1962.

Lee and Susan Thomas are the parents of two boys, Scott and Matthew. They reside in Yardley.

## THOMAS' PLAYER MOVES

- 7/15/88 Acquired Amalio Carreno from NY Yankees for Luis Aguayo.  
 8/24/88 Acquired Alex Madrid from Milwaukee for Mike Young.  
 9/01/88 Acquired Bob Sebra from Montreal for Travis Chambers.  
 10/3/88 Acquired Dave Holdrige from California for Lance Parrish.  
 10/24/88 Acquired Tom Herr, Tom Nieto and Eric Bullock from Minnesota for Shane Rawley.  
 11/17/88 Herr re-signed as free agent.  
 12/6/88 Acquired Floyd Youmans, Jeff Parrett and Jeff Tabaka from Montreal for Kevin Gross.  
 12/7/88 Mike Schmidt re-signed as a free agent.  
 12/7/88 Greg Harris signed as a free agent.  
 12/8/88 Acquired Ken Howell and Gordon Dillard from Baltimore for Phil Bradley.  
 12/16/88 Acquired Steve Lake and Curt Ford from St. Louis for Milt Thompson.  
 2/16/89 Steve Ontiveros signed as a free agent.  
 4/03/89 Dwayne Murphy signed as a free agent.  
 6/02/89 Acquired John Kruk and Randy Ready from San Diego for Chris James.  
 6/18/89 Acquired Charlie Hayes, Terry Mulholland and Dennis Cook from San Francisco for Steve Bedrosian and Rick Parker.  
 6/18/89 Acquired Lenny Dykstra, Roger McDowell and Tom Edens from NY Mets for Juan Samuel.  
 7/13/89 Acquired Jeff Gray from Cincinnati for Bob Sebra.  
 9/02/89 Acquired Jeff Hulse from Kansas City for Larry McWilliams.  
 12/1/89 Carmelo Martinez signed as a free agent.  
 12/4/89 Acquired Dave Hollins from San Diego and Sil Campusano from Toronto in Major League Draft.  
 12/6/89 Steve Lake re-signed as a free agent.  
 3/31/90 Acquired Darrel Akerfelds from Texas for cash.  
 3/31/90 Acquired Jose DeJesus from Kansas City for Steve Jeltz.  
 4/08/90 Rod Booker signed as a free agent.  
 5/06/90 Dickie Noles signed as a free agent.  
 7/23/90 Acquired Joe Boever from Atlanta for Marvin Freeman.  
 8/03/90 Acquired Dale Murphy and Tommy Greene from Atlanta for Jeff Parrett, Jim Vatcher and Victor Rosario.  
 8/30/90 Acquired Wes Chamberlain, Julio Peguero and Tony Longmire from Pittsburgh for Carmelo Martinez.  
 8/31/90 Acquired Nikco Riesgo and Rocky Elli from NY Mets for Herr.  
 9/13/90 Acquired Darrin Fletcher from Los Angeles for Cook.  
 10/31/90 Darren Daulton re-signed as a free agent.  
 12/17/90 Danny Cox signed as a free agent.  
 1/10/91 Wally Backman signed as a free agent.  
 1/10/91 John Morris signed as a free agent.  
 1/11/91 Jim Lindeman signed as a free agent.  
 4/06/91 Dave LaPoint signed as a free agent.  
 4/07/91 Acquired Mitch Williams from CHI Cubs for Chuck McElroy and Bob Scanlan.  
 7/15/91 Steve Searcy signed as a free agent.  
 7/31/91 Acquired Mike Hartley and Braulio Castillo from Los Angeles for Roger McDowell.  
 12/8/91 Acquired Kyle Abbott and Ruben Amaro from California for Von Hayes.  
 12/9/91 Acquired Todd Pratt from Baltimore in Major League Draft.  
 12/9/91 Cox re-signed as a free agent.  
 12/9/91 Acquired Barry Jones from Montreal for Darrin Fletcher and cash.  
 12/10/91 Signed Mariano Duncan as a free agent.  
 12/11/91 Acquired Dale Sveum from Milwaukee for Bruce Ruffin.  
 1/08/92 Acquired Darrin Chapin from NY Yankees for Charlie Hayes.  
 4/02/92 Acquired Curt Schilling from Houston for Jason Grimsley.  
 5/28/92 Acquired Ben Rivera from Atlanta for Donnie Elliott.  
 7/02/92 Acquired Stan Javier from Los Angeles for Steve Searcy and a player to be named later.  
 8/10/92 Acquired Keith Shepherd from CHI White Sox for Dale Sveum.

- 8/11/92 Acquired Juan Bell from Baltimore for Steve Scarsone.  
9/08/92 Jose DeLeon signed as a free agent.  
11/17/92 Acquired Danny Jackson from Florida for Joel Adamson and Matt Whisenant  
12/5/92 Acquired David West from Minnesota for Mike Hartley.  
12/8/92 Pete Incaviglia signed as a free agent.  
12/8/92 Larry Andersen signed as a free agent.  
12/9/92 Milt Thompson signed as a free agent.  
12/16/92 Jeff Manto signed as a free agent.  
1/19/93 Jim Eisenreich signed as a free agent.  
4/13/93 Acquired Mark Davis from Atlanta for Brad Hassinger.  
6/13/93 Acquired Kevin Foster from Seattle for Bob Ayrault.  
7/03/93 Acquired Roger Mason from San Diego for Tim Mauser.  
8/10/93 Acquired Bobby Thigpen from CHI White Sox for Jose DeLeon.  
9/01/93 Acquired Donn Pall from CHI White Sox for Doug Lindsey.  
11/2/93 Acquired Heathcliff Slocumb from Cleveland for Ruben Amaro, Jr.  
11/24/93 Eisenreich re-signed as a free agent.  
12/2/93 Acquired Doug Jones and Jeff Juden from Houston for Mitch Williams.  
1/18/94 Andersen re-signed as a free agent.  
2/09/94 Acquired Bobby Munoz, Kevin Jordan and Ryan Karp from NY Yankees for Terry Mulholland and Jeff Patterson.  
4/12/94 Acquired Shawn Boskie from CHI Cubs for Kevin Foster.  
5/31/94 Acquired Billy Hatcher and Paul Quantrill from Boston for Wes Chamberlain and Mike Sullivan.  
7/21/94 Acquired Fred McNair from Seattle for Boskie.  
7/31/94 Acquired Tom Edens from Houston for Milt Thompson.  
12/5/94 Acquired Craig Worthington from Cincinnati and Michael Mimbs from Montreal in Major League Draft.  
12/5/94 Acquired Rob Butler from Toronto for a player to be named later.  
1/17/95 Gregg Jefferies signed as a free agent.  
4/04/95 Signed Gene Harris as a free agent.  
4/04/95 Signed Lenny Webster as a free agent.  
4/06/95 Signed Charlie Hayes as a free agent.  
4/07/95 Ready re-signed as a free agent.  
4/08/95 Signed Dave Gallagher as a free agent.  
4/13/95 Duncan re-signed as a free agent.  
4/17/95 Signed Gary Varsho as a free agent.  
6/18/95 Acquired Andy Van Slyke from Baltimore for Harris.  
7/07/95 Signed Kevin Elster as a free agent.  
7/11/95 Claimed Omar Olivares off waivers from Colorado.  
7/13/95 Signed Sid Fernandez as a free agent.  
7/24/95 Acquired Mark Whiten from Boston for Hollins.  
8/08/95 Acquired Brian Koelling from Cincinnati for Duncan.  
8/09/95 Acquired Kevin Flora and Russ Springer from California for Gallagher.  
10/4/95 Claimed Willie Banks off waivers from Florida.  
10/6/95 Acquired Mike Benjamin from San Francisco for Juden and Tommy Eason.  
11/27/95 Fernandez re-signed as a free agent.  
12/4/95 Acquired B.J. Wallace from Montreal in Major League Draft.  
12/6/95 Acquired Howard Battle and Ricardo Jordan from Toronto for Quantrill.  
12/7/95 Re-signed Eisenreich as a free agent.  
12/13/95 Incaviglia re-signed as a free agent.  
12/22/95 Signed Todd Zeile as a free agent.  
1/9/96 Signed Dave Leiper as a free agent.  
1/29/96 Acquired Lee Tinsley, Glenn Murray and Ken Ryan from Boston for Slocumb, Rick Holifield and Larry Wimberly.  
1/30/96 Signed Benito Santiago as a free agent.



**JERRY CLOTHIER**  
*Sr. Vice President,  
Finance and Planning*

Jerry Clothier joined the Phillies in 1982.

Born in Claymont, DE, October 1, 1945, Jerry is a graduate of Swarthmore High School and the University of Delaware, where he received a BA degree in Accounting.

After graduation from Delaware, Jerry served three years in the Navy as a Supply Officer. He then attended the Wharton School of the University of Pennsylvania, receiving an MBA in Finance in 1973.

Clothier then joined the accounting firm of Price Waterhouse where he worked in various capacities in their Management Consulting Practice. Jerry was admitted to the

firm's Partnership in 1981 and worked in the company's Dallas office before joining the Phillies.

Jerry serves as a Trustee to the Major League Baseball Players Benefit Plan Pension Committee; serves on the Boards of Directors of the Free Library of Philadelphia Foundation, the Philadelphia Child Guidance Center and the University of Delaware Visiting Committee on Athletics.

Jerry lives in Philadelphia with his wife, Sherry and daughters, Amy and Kelly.



### **LARRY SHENK**

#### ***Vice President, Public Relations***

Larry (The Baron) Shenk is the "dean" of Major League PR Directors, entering his 33rd season with the Phillies. He joined the club in October, 1963.

He is a graduate of Myerstown High School and Millersville State University, where he received a B.S. degree in Elementary Education.

Shenk began his career as a general reporter with the Lebanon (PA) Daily News in 1961. He joined the sports staff of the Wilmington (DE) News-Journal in January, 1963 and moved to the Phils 10 months later.

He received the Robert O. Fishel Award in 1983 for excellence in the field of Public Relations; served as the P.R. Director on the 1990 Major League tour to Japan; was inducted into the Central Pennsylvania Hall of Fame in November, 1992 and received the Philadelphia Sportswriters Association Good Guy Award in January, 1995.

Larry was born September 11, 1938, in Myerstown, PA. He and his wife, Julie reside in Wilmington, DE and have two children, Debi and Andy.



### **RICHARD DEATS**

#### ***Vice President, Ticket Sales***

Richard Deats was named Vice President, Ticket Sales in January, 1992.

Born October 30, 1946 in Philadelphia, he attended The William Penn Charter School and the University of Pennsylvania, where he majored in History.

From 1969-1974, Richard taught and coached at Germantown Academy. He joined the Phillies in August, 1974 as a ticket office representative. In January, 1976,

Richard was promoted to Group Sales Director and in October, 1982, Sales Director. He was promoted to Director of Sales and Ticket Operations October, 1987, a position he held until his current position.

Richard and his wife, Nina live in Wyndmoor, PA and have two daughters, Lisa and Wendy.



### **DENNIS MANNION**

#### ***Vice President, Marketing***

Dennis Mannion was named Vice President, Marketing in January, 1992.

Born August 1, 1959 in Tarrytown, NY, he is a graduate of Mt. Lebanon High School and the University of Massachusetts, Amherst.

Dennis joined the Phillies December 30, 1981 as a Sales Representative. He has also held the position of Director of Season Ticket Sales and Director of Marketing. He is now responsible for directing one of

professional sports most comprehensive marketing programs.

Dennis presently serves the boards of the National Adoption Center and the Philadelphia Please Touch Museum. He works in an advisory capacity for several organizations including the National Sports Forum and the YMCA.

Dennis is a member of the New Jersey Rotary and assists the Lazarus Group in providing services for the disadvantaged.

Dennis lives in Moorestown, NJ with his wife, Pam. They have four children, Ryan, Katie, Allie and Kellen.



## **BILL WEBB**

### *Secretary & General Counsel*

Bill Webb has been Secretary and General Counsel for the Phillies since helping Bill Giles put together the new ownership group and its acquisition of The Phillies from the Carpenter Family in 1981.

Webb graduated from Dartmouth College and the University of Michigan Law School and is a partner in Ballard Spahr Andrews & Ingersoll, the Philadelphia-based law firm. He is a director of the Sports Lawyers

Association and a member of the American Law Institute. Additionally, he chairs the Schuylkill Center for Environmental Education.

Bill and his wife, Jenny live in Radnor and have three children, Elizabeth, Doug and Phillip.



## **PAUL OWENS**

### *Assistant To The President*

Paul Owens has been on every level of player development in his career with the Phillies, which reaches 41 years in 1996.

During those years, he has been a player-manager in the minor leagues, scout, Director of the Farm System, General Manager and Manager on the big league level.

He was the architect of the great Phillies teams of 1976-77-78 and the 1980 World Champions. Later, he managed the 1983 National League Champion Phillies.

**Playing career:** Won three batting titles in six full minor league seasons (1951-53, 1955-57), hitting .407 twice at Olean, NY (1951, 1957). Played briefly in 1958 and 1959 at Bakersfield, CA. Compiled .374 minor league average. Was out of baseball, 1953-54, serving as director of Salamanca (NY) youth activities. Was a first baseman in the minors.

**Minor league managing:** First year was 1955, Olean, NY, an independently-owned team in the Pony League. The Phillies signed a working agreement with Olean in 1956 and Owens began his Phillies career. Managed there in 1956-57 and Bakersfield the next two years. Had 317-329 record.

**Scouting:** Following 1959 season, Owens turned to scouting the territory of southern California, Arizona, New Mexico and parts of Colorado and Nevada.

**Farm system:** Named head of the department, May 22, 1965. He oversaw scouting and player development and was instrumental in the building of the Carpenter Field training complex in Clearwater, FL, in 1967.

**General manager:** Named Vice President, Director of Player Development, June 3, 1972, succeeding John Quinn. Held position (title changed to VP, General Manager in 1982) through 1983, when he went on the field for the second time in the majors.

**Major league managing:** Replaced Frank Lucchesi, July 10, 1972 for rest of season. Replaced Pat Corrales, July 18, 1983 through 1984 season. Compiled 161-158 record. Won NL pennant in 1983 and was winning manager in 1984 All-Star Game, 3-1.

**Assistant to the President:** Has held that position under Bill Giles since 1985.

**Personal:** Born, February 7, 1924 in Salamanca, NY. Resides: Mullica Hill, NJ. Graduate of Salamanca High School (1942) and St. Bonaventure University (1951, BS Degree, Physical Education). Played baseball and basketball. Was in U.S. Army, spending two years in Europe during World War II (Sergeant in engineering company). Married Marcelle Leclercq in Liege, Belgium, Feb. 23, 1946. They are parents of two sons, Danny and Pat.

## BASEBALL PERSONNEL



### **ED WADE**

#### ***Assistant General Manager***

Ed was named to his current position on May 5, 1989 coming from Tal Smith Enterprises where he was an associate. He began his baseball career in 1977 as an intern in the Phillies PR Department. In November, 1977 he was named PR Assistant for the Houston Astros and was promoted to PR Director in July, 1979. In 1981 he left Houston to become PR Director for the Pittsburgh Pirates where he remained for five years before taking a position with Tal Smith in 1986.

He is a 1977 graduate of Temple University where he played baseball and received his Bachelor's Degree in Journalism.

Ed was born on January 31, 1956 in Carbondale, PA and currently resides in Turnersville, NJ with his wife Roxanne, son Ryan and daughters Erin and Maureen.



### **DEL UNSER**

#### ***Director of Player Development***

Named Director of Player Development by Lee Thomas on September 5, 1989. Played 17 years of professional baseball (1966-82) including 15 years in the majors as an outfielder with Washington, Cleveland, New York Mets, Montreal and the Phillies. Played six years with the Phillies overall and was a key player in the 1980 National League Championship Series and the World Series. Was out of baseball in 1983, but became the Phillies minor league hitting instructor in 1984. Was

hitting instructor for the Phillies major league club from 1985-88 and also served as first base coach (1985-87). Served as minor league hitting instructor in 1989 until named to his new position.

Del was born on December 9, 1944 in Decatur, IL and currently resides in Blue Bell, PA with his wife Dale. They have two daughters, Corinne and Angela.



### **MIKE ARBUCKLE**

#### ***Director of Scouting***

Named Director of Scouting October 26, 1992, coming from the Atlanta Braves where he had been a scout for 12 years. He was drafted as a left-handed pitcher by St. Louis in 1969 out of high school but did not sign and tore his rotator cuff that spring at Northwest Missouri State University. He coached baseball at the high school, junior college and college levels. He began his scouting career with the Phillies as an associate scout under George Bradley in 1979. He joined the Braves as

a full-time scout in the fall of 1980 where he was an area scout in the midwest for seven seasons. He was promoted to central regional cross-checker for three years before becoming one of the Braves' two national cross-checkers for the two years prior to coming to the Phillies.

Mike has a BS degree in Education from Northwest Missouri and a Master's Degree in Education from the University of South Alabama.

Mike was born on November 1, 1950 in Trenton, MO and currently lives in Yardley, PA with his wife, Martha. They have two daughters, Shelly and Kellie.

## MAJOR LEAGUE SCOUTS



### HANK KING

#### *Advance Scout, Major Leagues*

6-2, 195 ... R-L ... Born: 10/12/44 in Norristown, PA ... Resides: Limerick, PA ... Former pitcher. Seven-year professional ball player with the Baltimore organization, 1962-67 and Chicago White Sox organization, 1968. Was Phillies batting practice pitcher for 13 years, through 1987. Became Phillies Advance Scout in 1988, and has remained in that position since then.



### RAY SHORE

#### *Special Assignments, Major Leagues*

6-3, 210 ... R-R ... Born: 6/9/21 in Cincinnati, OH ... Resides: Cincinnati, OH ... Former pitcher. Broke into baseball as a catcher. His career was interrupted early by WWII. Spent most of next 12 seasons in the minors except for three brief appearances in the majors, 1946, 1948 and 1949 with the St. Louis Browns. Was a Cincinnati Reds coach from 1963-67. Was a special assignment scout for the Reds from 1968 until switching to the Phillies in November 1983, where he has remained as a special assignment scout.



### JIMMY STEWART

#### *Special Assignments, Major Leagues*

6-0, 185 ... S-R ... Born 6/11/39 in Opelika, AL ... Resides: LaFayette, AL ... Former infielder/outfielder. Played in the major leagues for 10 years with Chicago Cubs, Chicago White Sox, Cincinnati and Houston. Appeared in one NLCS and one World Series (1970 with Cincinnati). Worked as a scout and managed Red's Eugene farm team. Was a Major League Scout for Cincinnati from November 1983-1991 when he left to come to the Phillies.

## CLUBHOUSE PERSONNEL

**Frank Copenbarger** is the Phillies Clubhouse and Equipment Manager, joining the club in 1989. **Joe Dunn** and **Pete Cera** are his assistants.

**Kevin Steinhour** is manager of the Visiting Clubhouse with the assistance of **Kevin Conrad**.



Frank  
Copenbarger



Joe  
Dunn



Pete  
Cera



Kevin  
Steinhour

## MEDICAL CREW



### DR. PHILLIP J. MARONE

#### Team Physician

Born-Philadelphia, PA, 8/15/30 . . . Home-Philadelphia, PA . . . Married Carmela Manfredo; three children, Phillip, Jr., Denise and Peter.

In 24th year as team physician . . . Earned a B.S. degree in Pharmacy from the Philadelphia College of Pharmacy & Science . . . Graduate of Jefferson Medical College in 1957, where he also had his internship (1957-58) and residency (1958-60; 1961-63) . . . Served a fellowship in Physical Medicine & Rehabilitation at New

York Institute of Physical Medicine & Rehabilitation (1960-61) . . . Director of Sports Medicine, Department of Orthopaedic Surgery; Clinical Professor of Orthopaedic Surgery and Rehabilitation Medicine at Thomas Jefferson University Hospital . . . Member of several societies including: American Academy of Orthopaedic Surgeons, Philadelphia County and Pennsylvania State Medical Societies, American Medical Association, Philadelphia Orthopaedic Society for Sports Medicine and the Pennsylvania and Philadelphia Orthopaedic Societies.



### JEFF COOPER

#### Trainer

Born-Wilmington, DE, 12/30/51 . . . Home-Wilmington, DE . . . Married Alice Denise Bennett; two daughters, Sarah (7/8/81) and Amanda (10/10/83).

Sixteenth year as Phils head trainer; worked five years as assistant under Don Seger beginning in 1976; accepted the head trainer position in 1981 . . . Began career as a trainer in the Phillies system in 1970 with the Pulaski farm club . . . Also worked at Spartanburg and Reading . . . Graduate of Conrad High School . . . Holds

B.S. degree in Physical Education from the University of Delaware . . . M.S. Degree in Athletic Training from Indiana State University . . . Certified member of the National Athletic Trainers Association, 1976 . . . Member of the American College of Sports Medicine and the National Strength and Conditioning Association . . . Served two terms as President, PBATS (Professional Baseball Athletic Trainers Society), 1990-1993 . . . Selected to serve as National League trainer at the 1985 and 1991 All-Star Games . . . Received University of Delaware Presidential Citation for Outstanding Achievement in 1993 . . . Received MLB Athletic Training Staff of the Year award for 1994.



### MARK ANDERSEN

#### Assistant Trainer

Born-Philadelphia, PA, 6/18/59 . . . Home-West Chester, PA . . . Married Victoria Andre; one daughter, Rachel Vaughn (9/10/92).

Eleventh year as Phillies assistant trainer, beginning in 1986 . . . First worked as student trainer with the Phillies from 1981-83 . . . Worked at Spartanburg (1984), Peninsula (1985) and Zulia of the Venezuelan Winter League (1985-87) . . . Has also served as athletic trainer for Phillies Dream Weeks since 1986 . . . Graduate of

Abington (PA) High School . . . Graduate of East Stroudsburg State University with a B.S. degree in Physical Education . . . Certified member of the National Athletic Trainers Association, 1983 . . . Member of the Pennsylvania Athletic Trainers Society and the National Strength and Conditioning Association . . . Received MLB Athletic Training Staff of the Year award for 1994.

## CONDITIONING COORDINATOR



### SCOTT HOFFMAN

Born-Lowville, NY, 4/4/67 . . . Home-Palm Harbor, FL . . . Single.

Hired by the Phillies on August 25, 1995 as Conditioning Coordinator . . . Was the minor league strength and conditioning coach for the Cleveland Indians organization, 1991-95.

Graduated from Springfield College in 1989 with a B.S. degree in Health and Fitness . . . Held an internship with the US Naval Academy in 1989 . . . Was a graduate assistant at the University of Akron, 1990-91 . . . Member

of Certified Strength and Conditioning Specialists (CSCS).

## EXECUTIVE HISTORY

### Club Presidents

1876	Thomas Smith	1913-1930	William Baker
1883-1902	Alfred Reach	1931-1932	Charles Ruch
1903-1904	James Potter	1933-1942	Gerald Nugent
1905-1908	William Shettsline	1943	William Cox
1909	Israel Durham	1943-1972	Robert Carpenter, Jr.
1909-1912	Horace Fogel	1972-1981	Ruly Carpenter
1912	Alfred Wiler	1982-	William Giles
1913	William Locke		

### General Managers

1943-1948	Herb Pennock
1954-1958	Roy Hamey
1959-1972	John Quinn
1972-1983	Paul Owens
1987-1988	Woody Woodward
1988-	Lee Thomas

## UNIFORM NUMBERS

Highest Number Worn	—	99 by Mitch Williams in 1993
Lowest Number Worn	—	0 by Al Oliver in 1984
Most Numbers Worn	—	6 by Chuck Klein (1, 3, 8, 26, 29, 36) and Granny Hamner (1, 2, 6, 17, 33, 37)
Retired Numbers	—	36 in 1962 (Robin Roberts) 1 in 1979 (Richie Ashburn) 32 in 1989 (Steve Carlton) 20 in 1990 (Mike Schmidt)

## THE BROADCASTERS



**RICH ASHBURN** . . . Born-Tilden, NE, 3/19/27 . . . Home-Ardmore, PA.

The senior member of the Phillies broadcast team, celebrates his 34th year in the booth in 1996 . . . He played 12 years with the Phillies beginning in 1948, then played two years with the Cubs and one with the Mets before retiring and becoming a broadcaster in 1963 . . . Named Rookie of the Year in 1948 by the Sporting News . . . He won two NL batting titles (.338 in 1955 and .350 in 1958), finished second three times and batted over .300 a total of nine times . . . He led the NL in hits and triples, three times and walks and runs scored, four times . . . Defensively, he led NL outfielders in putouts nine times, tying a ML record for most years leading outfielders in putouts . . . He played in six All-Star Games and one World Series (1950 Whiz Kids) . . . Holds Phillies records for most consecutive games played (731) and most career singles (1,811) . . . Additionally, "Whitey" was a columnist for Bulletin and Daily News from 1974-1991 . . . Honored in 1988 for his 40 years in baseball; awarded Pennsylvania Sportscaster of the Year in 1991; elected into the Baseball Hall of Fame in 1995.



**HARRY KALAS** . . . Born-Chicago, IL, 3/26/36 . . . Home-Media, PA . . . Wife, Eileen; sons, Todd, Brad and Kane.

A broadcaster for 35 years, the past 25 with the Phillies beginning in 1971 . . . He and Veterans Stadium celebrated a silver anniversary season with the Phillies in 1995 . . . He graduated from the University of Iowa in 1959 with a B.A. degree in Speech, Radio and Television . . . Drafted on graduation day, he spent the following two years in Hawaii with the Army . . . He served as Sports Director of KGU radio and broadcast games for the Hawaii Islanders and University of Hawaii . . . He was a member of the original Houston broadcast team in 1965 and also broadcast University of Houston football and Southwest Conference basketball at that time . . . Among his many jobs, he has broadcast Big Five basketball and Notre Dame football . . . He currently tapes several programs for NFL Films and broadcasts Mutual of Omaha football in addition to baseball . . . He has been named Pennsylvania Sportscaster of the Year 16 times (1978, 1980-90, 1992-95).



**TODD KALAS** . . . Born-Houston, TX, 12/31/65 . . . Home-St. Davids, PA.

Son of long-time Phillies broadcaster, Harry Kalas, Todd is entering his third season with the Phillies in the PRISM booth . . . He graduated from Syracuse University in 1987 . . . From 1988-89, he broadcast University of Delaware football and basketball games on WDEL-am . . . Additionally in 1988, he covered Reading Phillies games for both TV and radio and received a Syracuse Press Club Award for his coverage of the Empire State Games . . . From 1989-91, he was Sports Director for Vision Cable in Clearwater, FL, where he received three ACE nominations . . . In 1991, he handled play-by-play and color chores for Louisville . . . From 1992-93, he worked for WFAN-AM, where he did play-by-play for the Mets.



**GARRY MADDOX** . . . Born-Cincinnati, OH, 9/1/49 . . . Home-Philadelphia, PA . . . Wife, Sondra; sons, Garry and Derrick; daughters, Lauren and Ashly.

Maddox was added to the PRISM Cable Team in 1987 . . . He played 15 years in the major leagues with the Giants and Phillies and was runner-up for two batting titles (1973 and 1976) . . . He won eight straight Gold Gloves (1975-82) for fielding excellence in the centerfield . . . Earned MLB's Roberto Clemente Award, for the athlete who best typifies the game, both on and off the field, in 1986 . . . Currently serves on the boards of directors of the Philadelphia Child Guidance Center, Philadelphia Orchestra, Philadelphia

Sports Congress and Philadelphia Scholars Fund . . . Honored by the Boy Scouts of America with the Distinguished Community Service and Distinguished Citizen Award . . . In addition to broadcasting, he is President of his own company, World Wide Concessions.



**ANDY MUSSER** . . . Born-Harrisburg, PA, 12/28/37 . . . Home-Wynnewood, PA . . . Wife, Eun Joo; son, Allan; daughter, Luanne.

Joined the crew in 1976 and has been a broadcaster in Philadelphia since 1965 when he broadcast Eagles and 76ers games . . . Winner of the Junior Sportscaster Award in 1956 and, at the age of 18, worked several innings of a Phillies game with By Saam and Gene Kelly . . . He graduated from Syracuse University . . . Worked for CBS-TV from 1971-74, broadcasting events such as the Super Bowl (1972 and 1974), NFL Playoff games, NBA All-Star Game and the Masters Golf Tournament . . . In addition to

the Eagles and 76ers, he has also broadcast games for the Chicago Bulls, New York Knicks and San Diego Chargers in his career . . . Currently broadcasts Villanova basketball in addition to his baseball duties . . . He has done the play-by-play for the Phillies on SportsChannel Philadelphia since it began in 1990.



**KENT TEKULVE** . . . Born-Cincinnati, OH, 3/5/47 . . . Home-Pittsburgh, PA . . . Wife, Linda; children, Chris, Jon, Beth and Brian.

Joined the Phillies SportsChannel broadcast team in 1991, as one of five rotating color commentators . . . In 1992, became the sole color man with Andy Musser for the broadcasts . . . He graduated from Marietta College in 1969, where he received a B.A. degree in Education and Math, before beginning his professional baseball career . . . Spent 16 years (1974-89) in the majors with the Pirates, Phillies and Reds . . . Only Hoyt Wilhelm pitched in more games than "Teke", who owns a career 184

saves . . . He saved three games for the Pirates in the 1979 World Series . . . In addition to his SportsChannel duties, he makes many charitable and motivational speaking appearances in the Pittsburgh area.



**CHRIS WHEELER** . . . Born-Philadelphia, PA, 8/9/45 . . . Home-Blue Bell, PA.

Joined the Phillies in 1971 as Assistant Director of Publicity and Public Relations . . . While a member of that department, he was added to the broadcast team in 1977 and has been on the air since then . . . He graduated from Penn State in 1967 with a B.A. degree in Journalism and Broadcasting . . . His first job was with WCAU Radio in Philadelphia as a newswriter and reporter, and did traffic reports from a helicopter . . . He then moved to WBBM Radio in Chicago, followed by a stint in New York with CBS Radio . . . In 1982, he was named Director of the Phillies

new Community Relations department . . . In 1991, he was named Director of the Phillies Speakers Bureau . . . Additionally, "Wheels" is the camp coordinator for Phillies Dream Week, held in Clearwater, FL.

# BROADCASTING

## PHILLIES RADIO NETWORK (tentative)

### PENNSYLVANIA

City	Station	Frequency
Philadelphia	WGMP AM	1210
Philadelphia*	WTEL AM	860
Allentown	WAEB AM	790
Coatesville	WCOJ AM	1420
Gettysburg	WGET AM	1320
Harrisburg	WHP AM	580
Lancaster	WLPA AM	1490
Lebanon	WLBR AM	1270
Levittown	WBCB AM	1490
Lock Haven	WBPZ AM	1230
Pottsville	WPPA AM	1360
Reading	WEEU AM	850
Scranton	WARM AM	590
Sellingsgrove	WYGL AM	1240
State College	WRSC AM	1390
Yeagertown	WCHX FM	105.5
York	WOXA AM	1250

### DELAWARE

City	Station	Frequency
Wilmington	WDEL AM	1150

### NEW JERSEY

City	Station	Frequency
Atlantic City	WOND AM	1400
Wildwood	WCMC AM	1230
Vineland	WMIZ AM	1270

\*Hispanic, Home Day Games only.

## PHILLIES TELEVISION NETWORK

Philadelphia	WPHL TV Channel 17
Lancaster/Lebanon	WLYH TV Channel 15
Wilkes-Barre/Scranton	WOLF TV Channel 38*


\*Limited schedule of games

## PHILLIES CABLE TELEVISION

PRISM  
SportsChannel Philadelphia

## PHILLIES BROADCASTERS

Year	Broadcast Team
1936	Bill Dyer and Dolly Stark
1937	Dyer and Taylor Grant
1938	Walk Newton and Stoney McLinn
1939	Byrum Saam and Newton
1940	Saam and Les Vines
1941-42	Saam and Grant
1943-46	Saam and Roy Neal
1947-48	Saam and Chuck Thompson
1949	Saam and George Walsh
1950-51	Gene Kelly and Bill Brundige
1952	Kelly and Claude Haring
1953-54	Kelly and Walsh
1955-59	Kelly, Saam and Haring
1960-62	Saam, Haring and Frank Sims
1963-70	Saam, Rich Ashburn and Bill Campbell
1971-75	Saam, Ashburn and Harry Kalas
1976	Ashburn, Kalas, Robin Roberts and Andy Musser
1977-79	Ashburn, Kalas, Musser and Chris Wheeler
1980-82	Ashburn, Kalas, Musser, Wheeler and Tim McCarver
1983-86	Ashburn, Kalas, Musser and Wheeler
1987-89	Ashburn, Kalas, Musser, Wheeler and Garry Maddox
1990	Ashburn, Kalas, Musser, Wheeler, Jim Barniak and Mike Schmidt
1991	Ashburn, Kalas, Musser, Wheeler, Maddox and Barniak
1992-93	Ashburn, Kalas, Musser, Wheeler, Maddox, Kent Tekulve and Jay Johnstone
1994-	Ashburn, Kalas, Musser, Wheeler, Maddox, Tekulve and Todd Kalas



**BASEBALL STATUE  
AT VETERANS STADIUM**

**MISCELLANEOUS**

<i>Game Information</i>	
<i>(ground rules, postponements)</i> .....	20
<i>Qualifying Marks</i> .....	22
<i>Rules of Interest</i> .....	21
<i>Sunday Night Games</i> .....	20
<i>Tie Games</i> .....	21
<i>Vet Stadium Firsts</i> .....	20
<i>Vet Ticket Prices, Diagram</i> .....	19

# VETERANS STADIUM

MISC.

**LOCATION:** Broad Street and Pattison Avenue  
3501 S. Broad Street  
Philadelphia, PA 19148

**MAILING ADDRESS:** Phillies; P.O. Box 7575, Philadelphia, Pa 19101

**TELEPHONES:** (215) 463-6000 Executive Offices  
(215) 463-1000 Tickets  
(215) 463-5000 Season & Group Sales

**FAX:** Executive Office: (215) 463-9493  
PR/Admin/Finance: (215) 389-3050  
Stad Op/Merch: (215) 463-8765  
Marketing/Promotions/Com Rel: (215) 463-6025  
Baseball Operations: (215) 755-9324  
Ticket Office/Sales: (215) 463-9878

**DIMENSIONS:** Home to LF—330'  
Home to CF—408'  
Home to RF—330'  
Home plate to grandstand—60'  
Height of outfield fence—12'  
1st and 3rd base to stands—45'

**HISTORY:** Groundbreaking—October 2, 1967  
Dedication—April 4, 1971  
First Game—April 10, 1971

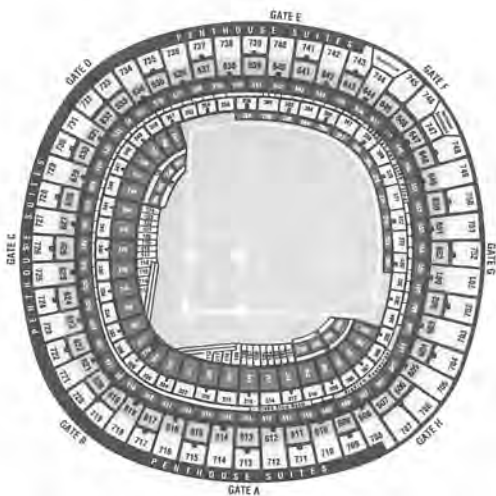
**CAPACITY:** 62,268 for baseball

**TICKET PRICES:**

	Seats	Price
Penthouse Suites	1,211	—
Super Boxes	1,692	—
Deluxe Boxes	1,296	—
Field Boxes	10,299	\$16.00
Terrace Boxes	13,135	\$14.00
Loge Boxes	6,369	\$14.00
Reserved (300 level bleachers)	558	\$10.00
Reserved (600 level)	11,367	\$10.00
Reserved (700 level) & General Admission	16,243	\$ 5.00

\* Children's General Admission \$3.00, available on Day of Game only.

**STARTING TIMES:** 7:35 p.m. — Night Games  
7:05 p.m. — Saturday Nights  
1:35 p.m. — Sunday Day Games  
1:05 p.m. — Midweek Afternoon Games



## GAME INFORMATION

### POSTPONED GAMES AT THE VET

There have been 63 games postponed in the 25-year history of Veterans Stadium. The most in one season was eight in 1989. The Phils went 189 playing dates between postponements from June 18, 1990 to August 13, 1992. Opening day was postponed in 1979 and 1989 by rain and twice in 1982 by snow.

#### Postponed Games By Year

1971 - 2	1980 - 2	1989 - 8
1972 - 4	1981 - 1	1990 - 3
1973 - 1	1982 - 4	1991 - 0
1974 - 1	1983 - 6	1992 - 4
1975 - 4	1984 - 2	1993 - 1
1976 - 0	1985 - 0	1994 - 2
1977 - 0	1986 - 3	1995 - 1
1978 - 3	1987 - 3	
1979 - 4	1988 - 4	

#### Postponed Games By Team

12 - Pirates
10 - Cardinals
7 - Padres
6 - Mets, Cubs
5 - Expos
4 - Giants, Braves, Dodgers
3 - Astros
2 - Reds

### VETERANS STADIUM GROUND RULES

**DUGOUTS**—Ball has to actually enter dugout area or hit the yellow bars or yellow line to be considered out of play. Ball entering open area above end of dugout inside yellow line is considered *OUT OF PLAY*.

**FOUL POLES** are outside playing area and balls hitting them are to be considered HOME RUNS.

**FENCES**—Glass areas have openings at top. If ball sticks in opening it is a *GROUND RULE DOUBLE*. Ball off the *YELLOW LINE* at top of fence is *IN PLAY*.

In left and right field the stands protrude to a point near the foul lines.

If ball lands in fair territory and bounces over the points and lands in the playing area, it is considered to be in the stands and ruled a *GROUND RULE DOUBLE*.

Ball off screen behind home is *IN PLAY*. Ball hitting pipe to right of RF foul pole is *IN PLAY*.

### VETERANS STADIUM FIRSTS

Game - 4/10/71, Phils 4, Expos 1

Batter - Boots Day

Hit - Larry Bowa, single

Run - Ron Hunt

Double - Ron Hunt

Triple - Larry Bowa

Home Run - Don Money

RBI - Bob Bailey

Stolen Base - Ron Hunt

Winning Pitcher - Jim Bunning

Losing Pitcher - Bill Stoneman

Save - Joe Hoerner

Walk - Ron Hunt by Jim Bunning

Strikeout - Bill Stoneman by Jim Bunning

Two HR Game - Earl Williams, Braves,  
4/17/71

Three HR Game - Deron Johnson, 7/10/71

Grand Slam - Roger Freed, 4/11/71

Inside Park HR - Don Hahn, 9/5/71

### SUNDAY NIGHT GAMES

In 25 years of Veterans Stadium history, the Phillies have played 12 Sunday night games.

8/21/77	vs. HOU	W 7-3	Carlton/Lemongello	46,852
8/20/78	vs. SF	W 5-3	Ruthven/Barr	51,088
8/26/79	vs. HOU	L 4-1	Ladd/Saucier	32,559
6/29/80	vs. NY	W 5-2	Walk/Zachry	41,113
8/24/80	vs. SF	W 7-1	Ruthven/Knepper	37,325
8/23/81	vs. HOU	W 6-0	Carlton/Knepper	30,630
6/17/90	vs. CHI	L 5-3	Pico/Parrett	30,338
5/19/91	vs. CHI	L 2-1	Bielecki/McDowell	27,830
6/07/92	vs. STL	L 5-4	Worrell/Ayrault	24,512
7/04/93	vs. SD	W 8-4	Rivera/TiWorrell	33,379
6/12/94	vs. STL	W 7-2	Jackson/Tewksbury	48,682
8/27/95	vs. LA	L 9-1	Tapani/Greene	32,889

---

## RULES OF INTEREST

---

**DOCTORED BAT:** If a filled or "doctored" bat is used, the player is to be called out and ejected from the game and is subject to additional penalties. Any balls hit by an illegal bat do not count. If the umpire sees the illegal bat before it is used, he issues a warning, but there is no penalty.

**NIGHT GAME:** Any game scheduled to start after 5 p.m. will be considered a night game. If a game is scheduled to start at 5 p.m. and is delayed for any reason it will be considered a day game. If a game is scheduled to start at 5:01 p.m. it will be considered a night game. Two-night double-headers shall be considered two night games.

**PINCH HITTERS:** A player shall be considered a pinch hitter only if he enters the game as a substitute batter and only on his first time at bat which must be before he becomes a fielder. If the team bats around and a pinch hitter comes up a second time in the inning in which he first appeared, he will not be considered a pinch hitter during that second time up.

**ROSTER LIMITS:** 40 until opening day, when the number must be reduced to 25 until September 1, when it again becomes 40 (maximum).

**SUSPENDED GAME RULE:** For the purpose of this rule, all performances in the completion of a suspended game shall be considered as occurring on the original date of the game.

A game terminated by curfew or by a prearranged time limit is a suspended game if it has progressed to be an official game (4 1/2 or 5 innings).

RULE 4.11 (d) . . . A called game ends at the moment the umpire terminates play; EXCEPTION: If the game is called while an inning is in progress and before it is completed, the game becomes a suspended game in each of the following situations:

(1) The visiting team has scored one or more runs to tie the score and the home team has not scored. (2) The visiting team has scored one or more runs to take the lead and the home team has not tied the score or retaken the lead.

Suspended games shall be resumed at the exact point of suspension immediately preceding the next schedule, single game between the two clubs at the same site.

Any legal game called due to weather with the score tied is a tie game and must be replayed in its entirety.

**WAIVER AND DRAFT PRICES:** The waiver price is \$20,000 and the Major League Draft price is \$50,000.

**YEARS OF SERVICE:** 172 days constitute a full major league year of service.

### RAIN RULES

A game is in the hands of the home team up until the game starts. Once a game has started, the Umpire-in-Chief assumes the right to determine whether the game shall be stopped because of the bad weather or unfit playing conditions.

When a game is temporarily suspended because of rain, umpires must wait 1 hour and 15 minutes before calling the game. Should there be a second suspension, umpires shall wait at least 45 minutes before calling a game. For a third and any subsequent rain delays, umpires are to wait at least 30 minutes.

---

## TIE GAMES

---

The Phillies have played 77 tie games since 1900, including a club record eight in 1913. The longest stretch without a tie game was from October 3, 1965 to April 7, 1979, covering 2, 103 scheduled games. The last time a game was tied was June 5, 1989 vs. Pittsburgh.

Tie games by Club: Cubs and \*Braves 14 each; Giants 11; \*Dodgers 10; Reds 9; Cardinals and Pirates 8; Expos 2; Mets 1; Astros, Padres, Marlins and Rockies 0.

\* Phils have not had a tie vs. the Braves or Dodgers since those clubs moved to Atlanta and Los Angeles.

## QUALIFYING MARKS

**BATTING CHAMPIONSHIP:** Highest batting average and 502 or more plate appearances. However, if there is any player with fewer than the required number of plate appearances whose average would be the highest if he were charged with the required number of official at bats, then that player shall be awarded the championship.

**PITCHING CHAMPIONSHIP:** Lowest ERA and 162 or more innings pitched.

**FIELDING CHAMPIONSHIP:** Highest fielding average and (a) catcher must have played in at least 81 games; (b) infielder or outfielder must have played in at least 108 games; and (c) pitcher must have 162 innings pitched.

**ROOKIE:** A player shall be considered a rookie unless, during a previous season or seasons, he has (a) exceeded 130 at bats or 50 innings pitched in the major leagues; or (b) accumulated more than 45 days on the active roster of a major league club or clubs during the period of the 25-player limit.

**SAVE:** Credit a pitcher with a save when:

(1) He is finishing pitcher in a game won by his club; (2) He is not the winning pitcher, and (3) He qualifies under one of the following conditions:

(a) He enters the game with a lead of no more than three runs and pitches for at least one inning, or

(b) He enters the game with the potential tying run either on base, at bat or on deck, or

(c) He pitches effectively for at least three innings.

No more than one save may be credited in each game.

**CONSECUTIVE-GAME HITTING STREAK:** A consecutive-game hitting streak shall not be terminated if all the player's plate appearances result in a walk, hit batsman, defensive interference or a sacrifice bunt. The streak shall terminate if the player has a sacrifice fly and no hit.

**CONSECUTIVE-GAME PLAYING STREAK:** A consecutive-game playing streak shall extend if the player plays one half-inning on defense, or if he completed a time at bat by reaching base or being put out. A pinch-running appearance only shall not extend the streak. If a player is ejected from a game by an umpire before he can comply with the requirements of this rule, his streak shall continue.

### HOW TO FIGURE

**BATTING AVERAGE:** Divide at bats into hits.

**ERA:** Multiply earned runs by nine and divide the total by innings pitched.

**SLUGGING PERCENTAGE:** Divide total bases by the total times at bat (not including walks, sacrifices, hit by pitcher or interference).

**ON-BASE PERCENTAGE:** Divide the on-base total (hits, walks, hit by pitcher) by total plate appearances (at bats, walks, hit by pitcher and sacrifice flies).

**FIELDING AVERAGE:** Divide the total putouts and assists by total chances (putouts, assists and errors).

**WINNING PERCENTAGE:** Divide the number of games won by the total games played.

**MAGIC NUMBER:** Determine the number of games yet to be played, add one, then subtract the number of games ahead in the loss column of the standings from the closest opponent.

### WAIVERS

**WAIVERS**—Major League waivers must be secured for all Major League trades from August 1st until the day after the regular season concludes.

**NO WAIVERS** are required to trade a Major League player at any other time.



**RICH ASHBURN WAS ONE OF SIX PHILLIES ROOKIES NAMED TO THE ALL-STAR GAME (1948)**

## HISTORY

<i>All-Time Roster</i> .....	29-34
<i>All-Time W/L Record</i> .....	28
<i>Attendance, Vet Stadium</i> .....	28
<i>Coaches, All-Time</i> .....	34
<i>Community Involvement</i> .....	27
<i>Division Series Summary</i> .....	39
<i>Free Agency</i> .....	50
<i>Important Dates</i> .....	38
<i>Last Time It Happened</i> .....	38
<i>LCS Summary</i> .....	39-40
<i>Long Games</i> .....	36
<i>Managers</i> .....	35, 36
<i>Opening Day</i> .....	37
<i>Regulars By Position</i> .....	42-45
<i>Service Time</i> .....	49
<i>Stadiums</i> .....	38
<i>Team History</i> .....	24-27
<i>Trades, Club-by-Club</i> .....	50
<i>World Series Summary</i> .....	40-41
<i>Year-by-Year Finish</i> .....	46-47
<i>Yearly W/L, Home, Road, etc.</i> .....	47-48

# PHILLIES TEAM HISTORY

Philadelphia, a city rich in history and tradition, has played an integral part in professional baseball's early history. The Cincinnati Red Stockings of 1869 are recognized as the first all-salaried team.

Philadelphia's earliest team was called the Athletics. The year was 1870. The following year, the National Association was formed and Philadelphia was a part of that league. The team was still called the Athletics.



**Al Reach**

Brown Stockings six years later.

Worcester faced financial difficulties and was about to fold when Alfred Reach, a Philadelphia sporting goods founder, bought the Brown Stockings and moved them to Philadelphia.

Reach named the team the Phillies, a take-off on the team's geographic roots, "Philly." Phillies is the longest-running name for any team in the National League.

When the Association disbanded, several of the stronger teams formed (1876) the National League, as it is known today. The charter members were the Boston Red Caps, Chicago White Stockings, Cincinnati Red Stockings, St. Louis Brown Stockings, Hartford Dark Blues, New York Mutuals, Louisville Grays and the Philadelphia Athletics.

The very first National League game was played in Philadelphia on April 22, 1876, at 25th and Jefferson Streets. Boston won, 6-5 before an estimated 3,000.

Resting in seventh place with a 14-45 record, the Athletics couldn't make their final western trip because of insufficient funds. The team was immediately expelled from the league.

Philadelphia was without a National League franchise until a similar fate hit the Worcester (MA)

## Lost First Game

History shows the Phillies played their first game on May 1, 1883, losing to the Providence Grays, 4-3, at Recreation Park, 24th and Columbia Avenues. The crowd was estimated at 1,200.

It was the start of a tradition in which 1,602 players have put on a Phillies uniform and over 87 million spectators have attended games since the turn of the century when attendance figures were first recorded.

In 1887, the Phillies moved into a new "magnificent park" at Broad and Huntingdon Streets, which later became known as Baker Bowl (capacity 15,000). An estimated 20,000 fans jammed the park for the first game, April 30, a 19-10 loss to the New York Giants.

The Phillies had to share the Philadelphia baseball scene when the American League was formed in 1901. One of the eight teams was the Athletics under manager Connie Mack.

The Athletics enjoyed more success than the Phillies and thus were more popular. The A's won six pennants in their first 15 years while the Phillies could muster just one in that time.

That first championship came in 1915 when Pat Moran, a former catcher with the Phillies, led them to the pennant in his first year as manager. Grover Cleveland Alexander, a 31-game winner, won the first World Series game against the Boston Red Sox, who then swept the next four games.

While the A's had a strong run in the 1930s (three pennants, including two straight World Championships in 1929-30), the Phillies floundered. Outfielder Chuck Klein led an awesome attack but an awful pitching staff kept the Phillies from winning.



**Baker Bowl**

# PHILLIES TEAM HISTORY

Baker Bowl began to deteriorate physically when some wooden bleachers gave way in 1927 forcing the Phillies to play a few games at Shibe Park (home of the A's). Finally, after 51 years at their stadium, the Phillies moved permanently to Shibe Park, July 4, 1938, splitting a doubleheader with Boston, a 10-8 loss and a 10-2 win.

Ownership of the Phillies seemed to change constantly, while the A's remained stable under the Shibe family. From 1903-1943, the Phillies had ten different owners.



Shibe Park later renamed Connie Mack Stadium

HISTORY

## Carpenter Era Begins

Perhaps the most significant move in Phillies history came when the Carpenter family of duPont wealth in Wilmington (DE), bought the team on November 23, 1943, for an estimated \$400,000.

In an effort to stimulate more interest in the club, Bob Carpenter Jr, the new president, announced a contest was being held to find a nickname for the Phillies. For 1944 and 1945, the club was known as the Blue Jays although they still maintained the official Phillies title. The name Blue Jays was chosen from among 623 suggestions.

The name Blue Jays was heavily used the first two years (1944-45) and then began to appear less often in the newspapers in 1946 and 1947. The name never appeared in the newspapers after that year.

When Carpenter took over as President, he began to pour money into building a minor league system.

The efforts paid off rather quickly when a young team, called the Whiz Kids, won the 1950 pennant. Dick Sisler hit a dramatic three-run homer in the 10th inning at Ebbetts Field to sink the Brooklyn Dodgers, 4-1.

Robin Roberts won 20 games that season, the first of six straight 20-win seasons. Richie Ashburn, the center fielder, started a string of hitting over .300 for seven straight years, including two batting titles.

A world title eluded the Phillies as the New York Yankees swept the Phillies in four straight games.

Eddie Sawyer's young club was expected to be a force for a few years but a third-place tie in 1953 was the best they could do.

The A's, meanwhile, began to slide. After finishing last in 1954, their 11th eighth-place finish in 23 seasons, the A's were sold and moved to Kansas City. Once again, Philadelphia was a one-team baseball town.

Shibe Park was renamed Connie Mack Stadium in honor of the A's owner in 1953. But it's worth noting that as early as 1953, a new stadium in Philadelphia was envisioned by Mayor Richardson Dilworth. Thirteen years and many disagreements later, Veterans Stadium

opened with the Phillies hosting the Montreal Expos on April 10, 1971. In 1995, 25 years later, the Phillies celebrated the Silver Season of the Vet with a special logo and events throughout the year.

Sisler's historic homer in 1950 was replaced as the greatest moment in Phillies history when at precisely 11:29 p.m., Tuesday, October 21, 1980, Tug McGraw struck out Kansas City's Willie Wilson to give the franchise its first World Championship. Dallas Green was the manager.

Under the leadership of Ruly Carpenter, who replaced his dad as president in 1972 and general manager Paul Owens, the Phillies dominated the National League east in the mid-1970s. They won



Bob Carpenter, Jr.

## PHILLIES TEAM HISTORY

three consecutive division titles starting in 1976 but couldn't get over the hump until 1980, a year after they had signed free agent Pete Rose.



1980 World Series Trophy

Owens, who went from the front office to manage the team in July, guided the Phillies to the World Series for the fourth time by eliminating the Los Angeles Dodgers in the NLCS.

The Baltimore Orioles, however, won the World Series, 4-1.

From generation to generation, fans' heroes change. A new set of heroes emerged from the 1993 season, when a last-place team from the previous year turned it around with another division title.

This team didn't have one nickname such as the Whiz Kids or Wheeze Kids. They had many names because they were a group of athletes who became Phillies through schrewd moves by general manager Lee Thomas.

Jim Fregosi joined Moran, Sawyer, Green and Owens, as managers who led the Phillies to an NL pennant and a trip to the World Series.

Heroes such as Alexander, Klein, Roberts, Ashburn, Carlton and Schmidt will always be remembered, but there were new heroes on the scene from the 1993 team, which led the NL for all but one day throughout the season. Lenny Dykstra was second in the MVP race; Terry Mulholland, John Kruk, Darren Daulton and Dave Hollins were All-Stars but this was a team with a total team effort. All 25 emerged as heroes.

As underdogs, the Phillies dumped the favorite Atlanta Braves, 4-2, to make their third World Series appearance in the last 13 years. Their spring training neighbors, the Toronto Blue Jays, were the opponents.

A very entertaining World Series abruptly ended with Joe Carter's three-run homer which gave the Blue Jays their second consecutive World Championship.

But, Phillies baseball is more than wins and losses. It involves people.

People who were Hall of Famers during the early years of the franchise, Harry Wright, Ed Delahanty and Sam Thompson.

People who were MVP winners, Klein, Jim Konstanty and Schmidt.

People who won Cy Young Awards, starting with Carlton's four and followed by John Denny and Steve Bedrosian.

People who reached fans, first on the airwaves, and later on television: Gene Kelly, By Saam, Rich Ashburn, Bill Campbell, Harry Kalas, Andy Musser and Chris Wheeler.

Under Giles' regime, the Phillies became more and more involved in the community and helping people. Over an 11-year period which began in 1984, the Phillies Family of players, wives and office staff, raised more than \$2.6 million to strike out ALS (Lou Gehrig's disease).

The Phillies made it to the World Series that year by defeating the Houston Astros in a gut-wrenching National League Championship Series. Utopia hit Philadelphia when the Phillies won the Series over the Royals, 4-2.

The powerful Phillies teams of that era were anchored by two Hall of Famers, Steve Carlton, the first pitcher to win four Cy Young Awards, and third baseman Mike Schmidt, a three-time MVP.

### Giles Buys Team

The end of a different era occurred after the 1981 season. Citing escalating player salaries, the Carpenter family put the Phillies up for sale. Bill Giles, Executive Vice President under Ruly Carpenter, put together five other partners and purchased the team for \$30 million.

In Giles' second year as owner, the Phillies won their fifth Eastern Division title in eight years. Adding two veterans, Tony Perez and Joe Morgan, to an experienced team created the nickname, Wheeze Kids.



Bill Giles

## PHILLIES TEAM HISTORY

Individual players contributed financially and personally in helping many, many charities.

In 1989, the Phillies began a Rookie League program for inner-city kids. Last year, more than 7,500 boys and girls played in the leagues. In August of 1995, Philadelphia hosted the RBI World Series. RBI leagues are part of the Rookie League program.

Oh yes. There's one more historic date in Phillies history....April 25, 1978, when a big green furry creature made its' debut as the team's mascot....Phillie Phanatic. As with the 114-year old baseball team, the Phanatic, too, is a tradition.

\*\*\*\*

## PHILLIES IN THE COMMUNITY

Commitment to the surrounding community has been a hallmark of the Phillies ever since Bill Giles assumed ownership of the club in 1981.

**Phillies Charities, Inc.** serves as the fundraising arm of the Phillies organization and covers the wide variety of charity involvement of the organization. In addition to giving funds and providing thousands of charitable donations to a variety of local non-profit organizations, the Phillies have raised over \$2.65 million for the official Phillies charity, ALS (Lou Gehrig's Disease) since 1984.

Darren Daulton, Jim Eisenreich, Tommy Greene, Gregg Jefferies, Mickey Morandini and Curt Schilling are among the Phillies players who also donate time and money to a variety of charities throughout the season.

Not to be overlooked are the players' wives, who work and volunteer as a group throughout the year to raise funds through charitable events.

Among the groups benefiting from the Phillies are: the Boy Scouts of America, the No Greater Love Christmas Party, the Police Athletic League and the United Negro College Fund.

The **Phillies Speakers' Bureau** is comprised of active and former players, coaches, broadcasters and management, appearing throughout the tri-state area.

Dickie Noles is a key member of the bureau. He speaks to parents and youth groups about alcohol and drug abuse through his S.A.V.E.S Program.

Dick Allen is another important member of the bureau. He represents the Phillies at many functions throughout the year in addition to serving as a roving instructor in the Phillies minor leagues.

The Phillies are also committed to promoting and supporting **education and literacy** programs. Among those programs: Big League Lunch Program, "Champions of Reading" Library Program, Multiple Sclerosis Read-Athon, Tutorial Team and Visit the Vet Program.

In addition, the Phillies are committed to developing **youth baseball** in the Philadelphia area. Rookie and RBI leagues are designed to encourage inner city children (from ages 6-18) to play baseball. The Carpenter Cup is a tournament designed to give exposure to tri-state area high school baseball players and the Liberty Bell Classic does the same for college level players.



# ATTENDANCE

## VETERANS STADIUM ATTENDANCE

Year	Total	Dates	Avg./Date	Year	Total	Dates	Avg./Date
1971	1,511,223	75	20,149	1985	1,830,350	78	23,466
1972	1,343,329	74	18,153	1986	1,933,335	78	24,786
1973	1,475,934	75	19,679	1987	2,100,110	79	26,584
1974	1,808,648	77	23,488	1988	1,990,041	78	25,513
1975	1,909,233	74	25,800	1989	1,861,985	74	25,162
1976	2,480,150	78	31,797	1990	1,992,484	77	25,876
1977	2,700,007	79	34,178	1991	2,050,012	83	24,699
1978	2,583,389	77	33,551	1992	1,927,448	78	24,711
1979	2,775,011	77	36,039	1993	3,137,674	80	39,221
1980	2,651,650	78	33,996	1994	2,290,971	58	39,500
1981	1,638,932	54	30,351	1995	2,043,588	71	28,783
1982	2,367,394	77	30,862	<b>TOTAL</b>	<b>52,593,933</b>	<b>1881</b>	<b>27,961</b>
1983	2,128,339	75	28,378	<b>AVERAGE</b>	<b>2,103,757</b>		
1984	2,062,696	77	26,789				

## SMALLEST VET CROWDS

There have been 61 crowds under 10,000 since Veterans Stadium opened in 1971. The "top" 10:

1.	4,149	5/06/74	6.	5,297	*9/19/91
2.	4,288	5/07/74	7.	5,311	4/18/72
3.	5,057	9/12/72	8.	5,335	9/27/72
4.	5,081	5/08/74	9.	5,466	7/06/72
5.	5,130	4/12/73	10.	5,477	4/29/75

\* The game on 9/19/91 was originally scheduled to be played in Montreal, but was moved to Veterans Stadium because of fallen concrete at Olympic Stadium.

## ALL TIME W/L RECORDS

### RECORD vs OPPONENTS Since 1883

FRANCHISE	RECORD	PCT.
Atlanta-Milwaukee-Boston	974-1065	(.478)
Chicago	1006-1154	(.466)
Cincinnati	869-1050	(.453)
Colorado	15- 9	(.625)
Florida	22- 14	(.611)
Houston	240- 197	(.549)
Los Angeles-Brooklyn	841-1075	(.439)
Montreal	230- 228	(.502)
New York Mets	318- 263	(.547)
Pittsburgh	977-1132	(.463)
St. Louis	878-1137	(.436)
San Diego	173- 144	(.546)
San Francisco-New York	855-1171	(.422)

### REGULAR SEASON RECORD ON THE ROAD

Stadium (Opening Year)	Record	PCT.
Fulton County Stadium (1966)	87-103	(.458)
Wrigley Field (1916)	347-448-4	(.438)
Riverfront Stadium (1970)	59- 89	(.399)
Coors Field (1995)	1- 3	(.250)
Joe Robbie Stadium (1993)	10- 9	(.526)
Astrodome (1965)	83-111	(.428)
Dodger Stadium (1962)	103-119	(.464)
Olympic Stadium (1977)	72- 80	(.474)
Shea Stadium (1964)	144-134-1	(.518)
Three Rivers Stadium (1970)	77-137	(.360)
Busch Stadium (1966)	108-140-1	(.435)
Jack Murphy Stadium (1969)	81- 78	(.509)
Candlestick Park (1960)	102-143	(.416)

# ALL-TIME ROSTER

Includes all players who have participated in one or more official National League games with the Phillies from 1883-1995 ... a total of 1,602 players. The most common names in Phillies history have been: Miller (13), Johnson (11), and Smith (10).

## A

- Abbaticchio, Ed 1897-98  
 Abbott, Fred 05  
 Abbott, Kyle 92, 95  
 Acosta, Cy 75  
 Adams, Darrel 15-19  
 Adams, Bob 31-32  
 Adams, Buster 43-45; 47  
 Adduci, Jim 89  
 Aguayo, Luis 80-88  
 Akerfelds, Darrel 90-91  
 Albright, Jack 47  
 Alexander, Grover 11-17;  
 30  
 Allen, Bob 1890-94  
 Allen, Bob 37  
 Allen, Ethan 34-36  
 Allen, Hezekiah 1884  
 Allen, Richie 63-69; 75-76  
 Almon, Bill 88  
 Altamirano, Porfirio 82-83  
 Amaro, Ruben 60-65  
 Amaro, Ruben, Jr. 92-93  
 Ames, Leon 19  
 Andersen, Larry 83-86;  
 83-94  
 Anderson, Dave 1889-90  
 Anderson, Sparky 59  
 Anderson, Harry 57-60  
 Anderson, John 58  
 Anderson, Mike 71-75; 79  
 Andrews, Ed 1884-89  
 Andrews, Fred 76-77  
 Andrews, Stan 45  
 Andrus, Bill 37  
 Antolick, Joe 44  
 Antonelli, John 45  
 Arielt, Buzz 31  
 Arnovitch, Morrie 36-40  
 Ashburn, Richie 48-59  
 Ashby, Andy 91-92  
 Attreau, Dick 26-27  
 Atwood, Bill 36-40  
 Averill, Earl 63  
 Aviles, Ramon 79-81  
 Ayrault, Bob 92-93
- ## B
- Backman, Wally 91-92  
 Baecht, Ed 26-28  
 Bahnsen, Stan 82  
 Bair, Doug 87  
 Baird, Doug 19  
 Baker, Floyd 54-55  
 Baldschun, Jack 61-65  
 Baldwin, Henry 27  
 Baller, Jay 82; 92  
 Bancroft, Davey 15-20  
 Bannister, Alan 74-75  
 Barojas, Salome 88  
 Barrett, Dick 43-45  
 Barrett, Tommy 88-89  
 Barry, Rich 69  
 Barry, Shad 01-04  
 Barry Thomas 04  
 Bartell, Dick 31-34  
 Bashore, Walt 36  
 Bastian, Charlie 1885-88;  
 91  
 Bateman, John 72  
 Bates, Del 70  
 Bates, Hubert 39  
 Bates, John 09-10  
 Batista, Kim 91-94  
 Baumgartner, Stan 14-16;  
 21-22  
 Baumholtz, Frankie 56-57  
 Beam, Ernie 1895  
 Beck, Boom Boom 39-43  
 Beck, Fred 11  
 Becker, Beals 13-15  
 Becker, Bob 1897-98  
 Bedell, Howie 68  
 Bedrosian, Steve 86-89  
 Beebe, Fred 11  
 Behan, Petie 21-23  
 Belinsky, Bo 65-66  
 Bell, Juan 92-93  
 Bender, Chief 16-17  
 Benedict, Art 1883  
 Bengel, Ray 28-32; 36  
 Benjamin, Stan 39-42  
 Bennett, Dave 64  
 Bennett, Dennis 62-64  
 Bennett, Gary 95  
 Bennett, Joe 23  
 Bentley, Jack 26  
 Benton, Stan 22  
 Berger, Wally 40  
 Bely, John 32-33  
 Bernhard, Bill 1899-1900  
 Berry, Hodge 02  
 Bertrand, Lefty 36  
 Betts, Huck 20-25  
 Bicknell, Charlie 48-49  
 Bird, Doug 79  
 Bishop, Jim 23-24  
 Bittiger, Jeff 86  
 Bivin, Jim 35  
 Blackburne, Lena 19  
 Blackwell, Tim 76-77  
 Blake, Sheriff 31  
 Blanton, Cy 40-42  
 Blainick, Johnny 48-50  
 Blattner, Buddy 49  
 Blaylock, Marv 55-57  
 Bloodworth, Jimmy 50-51  
 Boever, Joe 90-91  
 Boitano, Dan 78  
 Boland, Ed 34-35  
 Bolen, Stew 31-32  
 Bolger, Jim 59  
 Bolling, John 39  
 Booker, Rod 90-91  
 Boone, Bob 72-81  
 Boozer, John 62-64;  
 66-69  
 Borland, Toby 94  
 Borowy, Hank 49-50  
 Bosetti, Rick 76  
 Boskie, Shawn 94  
 Bottalico, Ricky 94  
 Bouchee, Ed 56-60  
 Bowa, Larry 70-81  
 Bowman, Bob 55-59  
 Bowman, Joe 35-36  
 Bowman, Sumner 1890  
 Boyle, Jack 1893-98  
 Boyle, John 12  
 Brack, Gib 38-39  
 Brackennidge, John 04  
 Bradley, Phil 88  
 Brady, Charlie 05  
 Bragan, Bobby 40-42  
 Bramhall, Art 35  
 Brandon, Darrell 71-73  
 Brandt, Jackie 66-67  
 Bransfield, Kitty 05-11  
 Brantley, Cliff 91-92  
 Brashear, Roy 03  
 Breitenstein, Alonzo 1883  
 Brennan, Ad 10-13  
 Bressler, Ruba 32  
 Brett, Ken 73  
 Brewster, Charlie 43  
 Brickell, Fred 30-33  
 Briggs, John 64-71  
 Brink, Brad 92-93  
 Brinker, Bill 12  
 Brittin, Jack 50-51  
 Brouthers, Dan 1896  
 Brown, Charles 07-09  
 Brown, Lloyd 40  
 Brown, Ollie 74-77  
 Brown, Paul 61-63; 68  
 Brown, Tom 51-52  
 Brown, Willard 1891  
 Browne, Byron 70-72  
 Browne, Earl 37-38  
 Browne, George 01-02;  
 12  
 Bruggy, Frank 21  
 Bruner, Roy 38-41  
 Brusstar, Warren 77-82  
 Buckley, Dick 1894-95  
 Buffington, Charlie 1887-  
 89  
 Buhl, Bob 66-67  
 Bullock, Eric 89  
 Bunning, Jim 64-67;  
 70-71  
 Burdell, Fred 03  
 Burdette, Lew 65  
 Burgess, Smoky 52-56  
 Bunch, Bill 42; 46  
 Burk, Mack 56; 58  
 Burkart, Elmer 36-39  
 Burke, Eddie 1890  
 Burns, Al 1894  
 Burns, Bill 11  
 Burns, Ed 13-18  
 Burns, George 25  
 Busby, Red 41; 43  
 Buskey, Joe 26  
 Buskey, Mike 77  
 Butcher, Max 38-39  
 Butler, Charles 33  
 Buzhardt, John 60-61  
 Byrne, Bob 13-17  
 Bystrom, Marty 80-84
- ## C
- Caballero, Putsy 44-45;  
 47-52  
 Cady, Forrest 19  
 Caldwell, Earl 28  
 Caldwell, Ralph 04-05  
 Calhoun, Jeff 87-88  
 Callahan, Leo 19  
 Callahan, Nixey 1894  
 Callison, John 60-69  
 Camilli, Doll 34-37  
 Camnitz, Howie 13  
 Campbell, Bill 84  
 Campusano, Sil 90  
 Candini, Milo 50-51  
 Cantwell, Mike 19-20  
 Capron, Ralph 13  
 Cardenal, Jose 78-79  
 Cardwell, Don 57-60  
 Carlin, Jim 41  
 Carlson, Hal 24-27  
 Carlton, Steve 72-86  
 Carman, Don 83-90  
 Carrano, Amalio 91  
 Carsey, Kid 1892-97  
 Carter, Andy 94-95  
 Casey, Dan 1886-89  
 Cash, Dave 74-76  
 Cassian, Ed 1891  
 Castillo, Braulio 91-92  
 Castle, John 10  
 Cater, Danny 64  
 Causey, Cecil 20-21  
 Cavanaugh, Pat 19  
 Chalmers, George 10-16  
 Chamberlain, Wes 90-94  
 Champion, Bill 69-72  
 Champman, Ben 45-46  
 Chapin, Darrin 92  
 Charlton, Norm 95  
 Cheek, Harry 10  
 Chaney, Larry 19  
 Chetkovich, Mitchell 45  
 Childress, Rocky 85  
 Childs, Cupid 1888  
 Childs, Pete 02  
 Childs, Pearce 1899-1900  
 Chiozza, Dino 35  
 Chiozza, Lou 34-36  
 Christenson, Larry 73-83  
 Church, Bubba 50-52  
 Cieslak, Ted 44  
 Clancy, Bud 34  
 Clark, John 38  
 Clark, Mel 51-55  
 Clark, Ron 75  
 Clarke, Jay 19  
 Clay, Bill 02  
 Clay, Danny 88  
 Clemens, Doug 66-68  
 Clement, Wallace 08-09  
 Clements, Jack 1884-97  
 Coble, Dave 39  
 Coffman, Dick 45  
 Cohen, Al 33  
 Coker, Jimmie 58; 60-62  
 Cole, Dave 55  
 Coleman, Choo Choo 61  
 Coleman, John 1883-84  
 Coleman, John 1890  
 Collard, Earl 30  
 Collins, Phil 29-35  
 Colton, Larry 68  
 Combs, Pat 89-92  
 Comer, Steve 83  
 Command, Jim 54-55  
 Compton, Mike 70  
 Conger, Dick 43  
 Conley, Bob 58  
 Conley, Gene 59-60  
 Corn, Bert 1898; 1900-01  
 Connell, Gene 31  
 Connor, Roger 1892  
 Connors, Jerry 1892  
 Consolo, Billy 62  
 Conway, Bill 1884  
 Cook, Dennis 89-90  
 Cook, Paul 1884

# ALL-TIME ROSTER

Cooley, Duff 1896-99  
 Coonay, Jimmy 27  
 Cooper, Claude 16-17  
 Corbett, Gene 36-38  
 Corcoran, Tim 83-85  
 Corrales, Pat 64-65  
 Corridon, Frank 04-05;  
 07-09  
 Cotter, Dick 11  
 Cotter, Ed 26  
 Couch, John 23-25  
 Courtney, Ernie 05-06  
 Covaeski, Harry 07-09  
 Covington, Chat 44  
 Covington, Wes 61-65  
 Cowan, Billy 67  
 Cowley, Joe 67  
 Cox, Danny 91-92  
 Cox, Larry 73-75  
 Craig, Roger 66  
 Cravath, Gavy 12-20  
 Crawford, Glenn 45-46  
 Crawford, Larry 37  
 Crist, Chester 06  
 Cristante, Leo 51  
 Croft, Henry 1899  
 Cross, Lava 1892-97  
 Cross, Monte 1898-1901  
 Crouch, Bill 41  
 Crowley, John 1884  
 Crumpler, Roy 25  
 Cruz, Todd 78  
 Culp, Ben 42-44  
 Culp, Bill 10  
 Culp, Ray 63-66  
 Culver, George 73-74  
 Curry, Tony 60-61  
 Curtis, Cliff 11-12  
 Cusick, Tony 1884-87

## D

Dahlgren, Babe 43  
 Dailey, Sam 29  
 Daily, Ed 1885-87  
 Dairymple, Clay 60-68  
 Daniels, Fred 45  
 Dark, Al 60  
 Darrow, George 34  
 Daulton, Darren 83; 85-  
 86  
 Davis, Curt 34-36  
 Davis, Dick 81-82  
 Davis, Dixie 16  
 Davis, George 32; 34  
 Davis, Jack 62  
 Davis, Mark 80-81; 93  
 Davis, Spud 28-33; 38-39  
 Dawley, Bill 68  
 Day, Bill 1889-90  
 Dean, Wayland 26-27  
 Decatur, Art 25-27  
 Decker, Harry, 1889-90  
 Deininger, Otto 08-09  
 De Jesus, Ivan 82-84  
 De Jesus, Jose 90-93  
 Delahanty, Ed 1888-90;  
 1891-1901  
 Delahanty, Tom 1884  
 DeLeon, Jose 92-93  
 Del Greco, Bobby 60-61;  
 65  
 Deiker, Ed 32-33  
 Del Savio, Gar 43  
 Demaree, Al 15-16  
 Demeter, Don 61-63  
 Dennehy, Tod 23  
 Denny, Jerry 1891

Denny, John 82-85  
 Dernier, Bob 80-83; 86-89  
 Deshaies, Jim 95  
 Devine, Mickey 18  
 Devlin, Jim 1887  
 Devore, Josh 13-14  
 Diaz, Bo 82-85  
 Dickson, Murry 54-56  
 Dietrick, Bill 27-28  
 Dietz, Dutch 43  
 Dillhoefer, Bill 18  
 Dillard, Gordon 89  
 DiMaggio, Vince 45-46  
 Dineen, Kerry 78  
 Dinges, Vance 45-46  
 Dlorio, Ron 73-74  
 Dodge, John 12-13  
 Dotan, Alvin 12-13  
 Dolan, Joe 1899-1901  
 Donahue, Charles 04  
 Donahue, John 43-44  
 Donahue, Red 1898-  
 1901  
 Donnelly, Bill 45-50  
 Donohue, Joe 1891  
 Donovan, Jerry 06  
 Doolin, Red 02-14  
 Doolan Mickey 05-13  
 Douglas, Klondike 1898-  
 1904  
 Dowd, Tom 1897  
 Dowell, Ken 87  
 Downey, Tom 12  
 Downs, Dava 72  
 Dowse, Tom 1892  
 Doyle, Conny 1883  
 Doyle, Denny 70-73  
 Doyle, John 04  
 Drake, Solly 59  
 Drews, Karl 51-54  
 Dubiel, Monk 48  
 Dudley, Clise 31-32  
 Duffy, Hugh 04-06  
 Dugas, Gus 33  
 Duguey, Oscar 15-17  
 Duggleby, Bill 1898;  
 1901-07  
 Duncan, Mariano 92-95  
 Duncan, Vern 13  
 Dunham, Lee 26  
 Dunkle, Davey 1897-98  
 Dunn, Jack 00-01  
 Dupaugharr, Mike 1884  
 Duren, Ryne 83-85  
 Durning, George 25  
 Dykstra, Lenny 89-

## E

Easler, Mike 87  
 Easton, John 55; 59  
 Eastwick, Rawly 78-79  
 Edens, Tom 94  
 Edwards, Doc 70  
 Eisenreich, Jim 93-  
 Eiberfeld, Kid 1898  
 Elliott, Ace 29-32  
 Elliott, Jim 31-34  
 Ellis, Ben 1896  
 Ellsworth, Dick 67  
 Elster, Kevin 95  
 Emery, Cal 63  
 Emery, Herrick 24  
 Ennis, Del 46-86  
 Enzmann, John 20  
 Erickson, Don 58  
 Erickson, Paul 48

Esper, Duke 1890-92  
 Espinosa, Nino 79-81  
 Essegian, Chuck 58  
 Essian, Jim 73-75  
 Etten, Nick 41-42; 47  
 Evers, John 17  
 Ewing, Bob 10-11  
 Eynich, George 43

## F

Faircloth, Jim 19  
 Fallenstein, Ed 31  
 Fanning, Jack 1894  
 Farmer, Ed 74; 82-83  
 Farrar, Sid 1883-89  
 Farrell, Dick 56-61; 67-69  
 Farrell, Jack 1886  
 Feinberg, Ed 38-39  
 Felix, Harry 02  
 Ferguson, Alex 27-29  
 Ferguson, Bob 1883  
 Ferguson, Charlie 1884-87  
 Fernandez, Chico 57-59  
 Fernandez, Sid 95-  
 Ferrarese, Don 61-62  
 Fick, John 44  
 Fields, Jocko 1891  
 Fitfield, Jack 1897-99  
 Figgemeier, Frank 1894  
 File, Larry 40  
 Fillingim, Dana 25  
 Finley, Bob 43-44  
 Finn, Mickey 33  
 Finnaran, Joe 12-13  
 Finney, Lou 47  
 Fireovid, Steve 84  
 Fisher, Newt 1898  
 Fittery, Paul 17  
 Fitzgerald, Mike 18  
 Flager, Wally 45  
 Flaherty, Pat 10  
 Fleming, Tom 02; 04  
 Fletcher, Art 20; 22  
 Fletcher, Darrin 91  
 Fletcher, Paul 93; 95  
 Flick, Elmer 1898-1901  
 Flitcraft, Hilly 42  
 Flora, Kevin 95  
 Flowers, Ben 56  
 Fogarty, Jim 1884-89  
 Foley, Tom 85-86  
 Fonseca, Law 25  
 Foote, Barry 77-78  
 Ford, Curt 89-90  
 Ford, Hod 24  
 Fortune, Gary 16; 18  
 Foster, Kevin 93  
 Fox, Harry 02  
 Fox, Howie 52  
 Fox, Terry 85  
 Foxen, Bill 06-10  
 Foxx, Jimmie 45  
 Franco, Julio 82  
 Franconia, Tito 67  
 Franks, Fletcher 14  
 Fraser, Chick 1899-1900;  
 02-04  
 Freed, Ed 42  
 Freed, Roger 71-72  
 Freeman, Marvin 86-80  
 Freese, Gene 59  
 Frey, Steve 95  
 Friberg, Barney 25-32  
 Frink, Fred 34  
 Fritz, Larry 75  
 Froelich, Bill 09

Frohirth, Todd 87-90  
 Frye, Charley 40  
 Fryman, Woodie 68-72  
 Fuchs, Charlie 43  
 Fullis, Chick 33-34  
 Fultz, Dave 1898-99

## G

Gabrielson, Len 39  
 Gallagher, Bill 1883  
 Gallagher, Bill 1896  
 Gallagher, Dave 95  
 Gallia, Bert 20  
 Gamble, Oscar 70-72  
 Gandy, Bob 18  
 Ganzel, Charlie 1885-88  
 Garber, Gene 74-78  
 Garcia, Kiko 83-85  
 Gardiner, Art 23  
 Gardner, Gid 1888  
 Garvin, Ned 1896  
 Geier, Phil 1898-97  
 Gerhauser, Al 43-44  
 Ghelli, Tony 83  
 Gilbert, Charley 46-47  
 Gillan, Sam 1897  
 Girard, Charles 10  
 Gladman, Buck 1883  
 Glaviano, Tommy 53  
 Glazner, Whitney 23-24  
 Gleason, Kid 1888-91;  
 1903-08  
 Glossop, Al 42  
 Glynn, Bill 49  
 Goeckel, Bill 1899  
 Goliat, Mike 49-51  
 Gomez, Jose 35-36  
 Gomez, Ruben 59-60; 67  
 Gonzalez, Orlando 78  
 Gonzalez, Tony 60-68  
 Good, Wilbur 16  
 Gorbous, Glen 55-57  
 Gorman, Howard 37-38  
 Gorman, Tom 86  
 Gormley, Ed 1891  
 Goulitch, Nick 44-45  
 Grabarkewitz, Bill 73-74  
 Grabowski, Reggie 32-34  
 Grace, Earl 36-37  
 Grace, Mike 95  
 Grady, Mike 1894-97  
 Graham, George 12  
 Graham, Wayne 63  
 Grant, Ed 07-10  
 Grant, Jim 23  
 Grasmick, Lou 48  
 Grate, Don 45-46  
 Graulich, Law 1891  
 Gray, John 58  
 Green, Dallas 50-64; 67  
 Green, June 28-29  
 Green, Tyler 93; 95-  
 Greene, Tommy 90-  
 Greene, Willie 02  
 Greengrass, Jim 55-56  
 Greenwood, Bob 54-55  
 Gray, Bill 1890-91  
 Grim, John 1888  
 Grimsley, Jason 69-91  
 Grimes, Oscar 26  
 Grissom, Lee 41  
 Groat, Dick 66-67  
 Gross, Emil 1883  
 Gross, Greg 78-88  
 Gross, Kevin 83-88  
 Grotewold, Jeff 92

# ALL-TIME ROSTER

Gumbert, Ad 1896  
Gunning, Tom 1887  
Gutierrez, Jackie 88

## H

Haas, Bert 48-49  
Hacker, Warren 57-58  
Haddox, Harvey 56-57  
Haddock, George 1894  
Haley, Bud 39  
Hagan, Art 1883  
Hahn, Don 75  
Haislip, Jim 13  
Hall, Bert 11  
Hall, Dick 67-68  
Hall, Robert 04  
Hallahan, Bill 38  
Hallman, Bill 1888-89;  
92-97; 1901-03  
Hamilton, Billy 1890-95  
Hamilton, Earl 24  
Hamilton, Jack 62-63  
Hamner, Garvin 45  
Hamner, Granny 44-59  
Hamrick, Ray 43-44  
Handley, Lee 47  
Hantebriink, Harry 59  
Hansen, Andy 51-53  
Hansen, Snipe 30; 32-35  
Harbridge, Bill 1883  
Hardie, Lew 1884  
Harman, Bill 41  
Harmon, Chuck 57  
Harmon, Terry 67; 69-77  
Harper, George 1894  
Harper, George 24-26  
Harrell, Ray 39  
Harrelson, Bud 78-79  
Harrington, Mickey 63  
Harris, Gene 95  
Harris, Greg 88-89  
Harris, Herb 36  
Hartley, Mike 91-92  
Hartranft, Charles 13  
Hasenmayer, Don 45-46  
Haslin, Mickey 33-36  
Hatcher, Billy 94  
Hawks, Nelson 25  
Hayes, Charlie 89-91; 95  
Hayes, Von 83-91  
Head, Ralph 23  
Hearn, Jim 57-59  
Heathcote, Cliff 32  
Hebner, Richie 77-78  
Hegan, Jim 58-59  
Heintzman, Ken 47-52  
Heltzel, Heinie 44  
Hemingway, Edson 18  
Hemsley, Rollie 46-47  
Hemus, Solly 56-58  
Henderson, Hardie 1883  
Hendrick, Harvey 34  
Henline, Butch 21-26  
Hennessey, George 42  
Henrich, Fritz 24  
Henry, Jim 39  
Herbert, Ray 65-86  
Hernaiz, Jesus 74  
Hernandez, Willie 83  
Herr, Tommy 89-90  
Herra, Pancho 58; 60-61  
Hermstein, John 62-66  
Heusser, Ed 38; 48  
Higbe, Kirby 39-40  
High, Andy 34  
Hiland, John 1885

Hilgendorf, Tom 75  
Hiller, Chuck 67  
Hilly, Pat 14  
Hilsey, Charlie 1883  
Hisle, Larry 68-71  
Hoak, Don 63-64  
Hoch, Harry 08  
Hodges, Bert 42  
Hodkey, Eli 46  
Hodson, George 1895  
Hoerner, Joe 70-72; 75  
Hoerst, Frank 40-42; 46-47  
Hoffman, Bill 39  
Hogg, Brad 16-19  
Hohman, Bill 27  
Holden, Joe 34-36  
Holka, Walt 23-25  
Holland, Al 83-85  
Holley, Ed 32-34  
Hollingsworth, Al 38-39  
Hollins, Dave 90-95  
Hollmig, Stan 49-51  
Holloway, Jim 29  
Hoover, Buster 1884  
Hopkins, Marty 34  
Houston, Harry 06  
Howell, Ken 89-92  
Howley, Dan 13  
Hubbell, Bill 20-25  
Huber, Clarence 25-26  
Hudson, Charles 83-85  
Hughes, Keith 87  
Hughes, Roy 39-40; 46  
Hughes, Tom 41-42; 46-47  
Hulen, Bill 1896  
Huiswilt, Rudy 02-04  
Hume, Tom 86-87  
Humphries, Albert 10-11  
Humphries, Jack 46  
Hurst, Don 28-34  
Hutto, Jim 70  
Hutton, Tom 72-77

## I

Iburg, Ham 02  
Imlay, Doc 13  
Incaviglia, Pate 93-94  
Inks, Bert 1896  
Iorg, Dane 77  
Ireland, Harold 14  
Irwin, Arthur, 1886-89; 94  
Isales, Orlando 80

## J

Jacklitsch, Fred 00-02;  
07-10  
Jackson, Danny 93-94  
Jackson, Grant 65-70  
Jackson, John 33  
Jackson, Ken 87  
Jackson, Larry 66-68  
Jackson, Mike 70  
Jackson, Mike 87  
Jacobs, Bill 14; 18-19  
Jahn, Art 28  
James, Chris 86-89  
James, Jeff 68-69  
Javier, Stan 92  
Jefferies, Gregg 95-  
Jeffries, Irvine 34  
Jeiks, Greg 87  
Jeltz, Steve 83-89  
Jenkins, Fergie 65-66  
Jennings, Hugh 01-02  
Johnson, Alex 64-65  
Johnson, Charles 08  
Johnson, Darrell 61

Johnson, Davey 77-78  
Johnson, Derron 69-73  
Johnson, Jerry 68-69  
Johnson, John 1894  
Johnson, Ken 50-51  
Johnson, Si 40-43; 46  
Johnson, Syl 34-40  
Johnson, Tom 1897  
Johnstone, Jay 74-78  
Jok, Stan 54  
Jones, Alex 1894  
Jones, Barry 92  
Jones, Dale 41  
Jones, Doug 94  
Jones, Jesse 23  
Jones, Nippy 52  
Jones, Ron 88-91  
Jonas, Willie 47-59  
Jonard, Clarence 26-27;  
35  
Jordan, Buck 38  
Jordan, Charlie 1898  
Jordan, Kevin 95  
Jordan, Niles 51  
Jordan, Ricky 88-94  
Jorgens, Orville 35-37  
Joseph, Rick 67-70  
Judd, Oscar 45-48  
Juden, Jeff 94-95  
Jumonville, George 40-41  
Junsich, Al 46-47

## K

Kaat, Jim 76-79  
Kahoe, Mike 05  
Kane, Harry 05-06  
Kantlehner, Eiv 16  
Kappel, Joe 1884  
Karl, Andy 43-46  
Karp, Ryan 95  
Kaufmann, Tony 27  
Kazanski, Ted 53-58  
Keating, Chick 26  
Keefe, Tim 1891-93  
Keegan, Ed 59; 62  
Keenan, James 20-21  
Keener, Harry 1896  
Keister, Bill 03  
Kelleher, Hal 35-38  
Kelly, Bill 28  
Kelly, Charlie 1883  
Kelly, Kick, 1883  
Kelly, Mike 26  
Kenders, Al 61  
Kennedy, John 57  
Kennedy, Vern 44-45  
Kerksieck, Wayman 39  
Kerr, Jim 84  
Killeler, Bill 11-17  
Kilroy, Mike 1891  
Kimball, Newton 43  
Kimmick, Walt 25-26  
King, Lee 21-22  
Kipper, Thornton 53-55  
Klaus, Billy 62-63  
Klain, Chuck 28-33;  
36-39; 40-44  
Kleinhaus, Ted 34  
Kleinow, Red 11  
King, Bill 1891  
Klippstein, John 63-64  
Knabe, Otto 07-13  
Knell, Phil 1892  
Knicey, Alan 85  
Knight, Jack 25-26  
Knight, Joe 1884

Knothe, Fritz 33  
Knothe, George 32  
Knowles, Darold 66  
Koacher, Dick 46-48  
Koegel, Pete 71-72  
Konetchy, Ed 21  
Konstanty, Jim 48-54  
Koonsman, Jerry 84-85  
Koppe, Joe 59-61  
Koster, Fred 31  
Koupal, Lou 29-30  
Kowalk, Fabian 36  
Koy, Ernie 42  
Kracher, Joe 39  
Kraus, Tex 43; 45  
Kroll, Gary 64  
Krueger, Otto 05  
Krug, Henry 02  
Kruk, John 89-94  
Krukow, Mike 82  
Kucek, Jack 79  
Kuenn, Harvey 66  
Kuzava, Bob 55

## L

LaGrow, Lemin 80  
Lajolie, Nap 1896-1900  
Lake, Steve 89-92  
Lakeman, Al 47-48  
LaMaster, Wayne 37-38  
Lambert, Gene 41-42  
Lampe, Henry 1895  
Landrum, Don 57  
Lanning, Tom 38  
Laphuska, Andy 42-43  
LaPoint, Dave 81  
LaPointe, Ralph 47  
Larson, Dan 78-81  
Lauder, Billy 1898-99  
Lavalliere, Mike 84  
Lavender, Jim 17  
Laxton, Bill 70  
Laach, Fred 23-28  
Leahy, Dan 1896  
LeBourveau, Bèvo 19-22  
Lee, Bill 43-45  
Lee, Cliff 21-24  
Lee, Hal 31-33  
Lefebvre, Joe 83-86  
Legg, Greg 86  
Lahman, Ken 61  
Lehr, Clarence 11  
Lemon, Jim 63  
Lennon, Ed 28  
Leon, Sid 45  
Leonard, Dutch 47-48  
Lepcio, Ted 60  
Lerch, Randy 75-80; 86  
Lerian, Walt 28-29  
Lersch, Barry 69-73  
Leslie, Roy 22  
Letchas, Charlie 39; 44; 46  
Levan, Jesse 47  
Levy, Ed 40  
Lewis, Burt 24  
Lewis, Fred 1883  
Lezcano, Sixto 83-84  
Lieberthal, Mike 94  
Lindell, Johnny 53-54  
Lindeman, Jim 91-92  
Lindsey, Doug 91-93  
Linz, Phil 66-67  
Linz, Frank 74  
LiPatri, Angelo 56; 58  
Lupp, Tom 1897  
Lis, Joe 70-72

# ALL-TIME ROSTER

- Liska, Ad 32-33  
 Litwhiler, Danny 40-43  
 Livingston, Mickey 41-43  
 Loan, Mike 12  
 Lobert, Hans 11-14  
 Lock, Don 67-69  
 Locke, Bobby 62-64  
 Lohrke, Jack 52-53  
 Lohrman, Bill 34  
 Lonborg, Jim 73-79  
 Long, Herman 04  
 Longmire, Tony 93-  
 Lonnett, Joe 56-59  
 Lopata, Stan 48-58  
 Lopalka, Art 46  
 Lopez, Marcelino 63  
 Lord, Carlton 23  
 Loughlin, Larry 67  
 Lovenguth, Lynn 55  
 Loviglio, Jay 80  
 Lowrey, Peanuts 55  
 Lucas, Fred 35  
 Lucid, Con 1895-96  
 Lucier, Louis 44-45  
 Luderus, Fred 10-20  
 Lukens, Al 1894  
 Lupien, Tony 44-45  
 Lush, John 04-07  
 Luzinski, Greg 70-80  
 Lyle, Sparky 80-82  
 Lynch, Tom 1884-85  
 Lyons, Harry 1887  
 Lyons, Terry 29
- MC**
- McAvoy, George 14  
 McBride, Bake 77-81  
 McCarthy, Tommy 1886-87  
 McCarver, Tim 70-72;  
 75-80  
 McCauley, Al 1890  
 McClellan, Bill 1883-84  
 McCloskey, John 06-07  
 McCormack, Don 80-81  
 McCormick, Frank 46-47  
 McCormick, Moose 08  
 McCurdy, Harry 30-33  
 McDonough, Ed 09-10  
 McDowell, Roger 89-91  
 McElroy, Chuck 89-90  
 McElroy, Jim 1884  
 McFadden, Barney 02  
 McFarland, Ed 1897-1901  
 McFetridge, Jack 1890-  
 1903  
 McGaffigan, Patsy 17-18  
 McGill Willie 1895-96  
 McGinnis, Gus 1893  
 McGraw, Bob 28-29  
 McGraw, Tug 75-84  
 McGuire, Deacon 1886-88  
 McInnis, John 27  
 McKee, Rogers 43-44  
 McLaughlin, Bamie 1887  
 McLaughlin, Warren 00;  
 03  
 McLeod, Soule 33  
 McLish, Cal 62-64  
 McPherson, John 04  
 McQuillan, George 07-  
 10; 15-16  
 McWilliams, Larry 89
- M**
- MacDonald, Harvey 28  
 Mackanin, Pete 78-79  
 Madden, Tom 11  
 Maddox, Garry 75-86  
 Maddux, Mike 80-89  
 Madison, Art 1895  
 Madrid, Alex 88  
 Magee, Bill 1899; 1902  
 Magee, Sherry 04-14  
 Mahaffey, Art 60-65  
 Mahan, Art 40  
 Mahiang, Bill 16  
 Maher, Frank 02  
 Maher, Tom 02  
 Main, Miles 18  
 Malis, Cy 34  
 Malikus, Bobby 60-62  
 Mallon, Les 31-32  
 Malona, Chuck 90  
 Mancuso, Gus 45  
 Mangus, George 12  
 Manning, Jack 1883-85  
 Manto, Jeff 93  
 Marnie, Harry 40-42  
 Maroney, Jim 10  
 Marsh, Tom 92; 94-95  
 Marshall, Doc 04  
 Marshall, Rube 12-14  
 Martel, Leon 09  
 Martin, Herschel 37-40  
 Martin, Jerry 74-78  
 Martin, John 14  
 Martin, Renie 84  
 Martinez, Carmelo 90  
 Marfy, Joe 39-41  
 Mason, Hank 58; 60  
 Mason, Roger 93-94  
 Masters, Wall 37  
 Masterson, Paul 40-42  
 Matteson, Henry 14  
 Matthews, Gary 81-83  
 Matthewson, Dale 43-44  
 Maluszek, Len 81-84  
 Maul, Al 1887-91; 1900  
 Maun, Ernie 26  
 Mauney, Dick 45-47  
 Mauser, Tim 91; 93  
 May, Pinky 39-43  
 Mayer, Ed 1890-91  
 Mayer, Erskine 12-18  
 Mayes, Paddy 11  
 Mayo, Jack 48-53  
 Mazzera, Mike 40  
 Meadows, Henry 19-23  
 Meadows, Louie 90  
 Melendez, Francisco 84; 86  
 Melton, Rube 41-42  
 Meoli, Rudi 79  
 Mertes, Sam 1896  
 Metz, Len 23-25  
 Meusel, Irish 18-21  
 Meyer, Ben 25  
 Meyer, Jack 55-61  
 Meyer, Russ 49-52  
 Meyers, Bert 00  
 Micelotta, Bobby 54-55  
 Milbourne, Larry 83  
 Miller, Bert 1897  
 Miller, Bob 49-58  
 Miller, Cyclone 1884  
 Miller, Ed 48-49  
 Miller, Elmer 29  
 Miller, Hugh 11  
 Miller, John 20-21  
 Miller, Keith 86-89  
 Miller, Leo 23  
 Miller, Ralph 20-21  
 Miller, Roy 12-13  
 Miller, Russ 27-28  
 Miller, Stu 56  
 Millette, Joe 92-93  
 Millias, Walt 39-41  
 Milligan, John 28-31  
 Milnar, Al 46  
 Mimbs, Michael 95-  
 Mitchell, Clarence 23-28  
 Mitchell, Fred 03-04  
 Mikan, John 22-27  
 Molinaro, Bob 82-83  
 Mollenkamp, Fred 14  
 Monchak, Alex 40  
 Money, Don 68-72  
 Monge, Sid 82-83  
 Monroe, John 21  
 Montague, John 75  
 Montanez, Willie 70-75; 82  
 Monteagudo, Rene 45  
 Moore, Brad 88; 90  
 Moore, Cy 33-34  
 Moore, Jim 10  
 Moore, Dee 43; 46  
 Moore, Earl 08-13  
 Moore, Evel 34-36  
 Moore, John 34-37  
 Moran, Pat 10-14  
 Morandini, Mickey 90-  
 Morehead, Seth 57-59  
 Moreland, Keith 78-81  
 Morelock, Harry 1891-92  
 Moren, Lew 07-10  
 Morgan, Bob 54-57  
 Morgan, Joe 60  
 Morgan, Joe 83  
 Morris, John 66  
 Morris, John 91  
 Morrison, Jim 77-78  
 Morton, Sparrow 1884  
 Moser, Walt 06  
 Mott, Bitsy 45  
 Motz, Frank 1890  
 Mrozinski, Ron 54-55  
 Mueller, Emmett 38-41  
 Mulcahy, Hugh 35-40;  
 45-46  
 Mutholland, Terry 89-93  
 Mullen, Ford 44  
 Mulligan, Dick 46  
 Mulvey, Joe 1883-89; 92  
 Muniz, Manny 71  
 Munninghoff, Scott 80  
 Munoz, Bobby 94-  
 Munson, Red 05  
 Murphy, Con 1884  
 Murphy, Dale 90-92  
 Murphy, Dummy 14  
 Murphy, Dwayne 89  
 Murphy, Ed 1898  
 Murphy, Ed 42  
 Murphy, Morgan 1896-  
 1900  
 Murray, Pat 19  
 Murray, Tom 1894  
 Murtaugh, Danny 41-43; 46  
 Mussell, Bernie 44  
 Myers, Al 1885; 89-91
- N**
- Nagel, Bill 41  
 Naham, Sam 42; 46  
 Nahorodny, Bill 76  
 Nash, Billy 1896-98  
 Nash, Jim 72  
 Naylor, Earl 42-43  
 Neagle, Jack 1883  
 Neale, Greasy 21  
 Neeman, Cal 60-61  
 Negray, Ron 55-56  
 Neibauber, Gary 72  
 Neiger, Al 60  
 Nelson, Red 12-13  
 Newell, Tom 87  
 Newsome, Skeeter 46-47  
 Niarhos, Gus 54-55  
 Nichols, Kid 05-08  
 Nichols, Chester 30-32  
 Nicholson, Bill 49-53  
 Nicholson, Frank 12  
 Niehoff, Bert 15-17  
 Nieto, Tom 89  
 Nixon, Al 26-28  
 Nolan, The Only 1885  
 Noles, Dickie 79-81; 90  
 Nops, Jerry 1896  
 Norris, Leo 36-37  
 Northey, Ron 42-44; 46-  
 47; 57  
 Novikoff, Lou 46
- O**
- Oana, Prince 34  
 Oates, Johnny 75-76  
 O'Brien, Frank 23  
 O'Connor, Frank 1893  
 O'Donnell, Harry 27  
 O'Doul, Lefty 29-30  
 Oeschger, Joe 14-19; 24  
 Oldis, Bob 62-63  
 Olivares, Omar 95  
 Oliver, Al 84  
 Oliver, Gene 67  
 O'Neal, Oran 25; 27  
 O'Neal, Randy 89  
 O'Neil, John 46  
 Ontiveros, Steve 89-91  
 O'Rourke, Joe 29  
 Orth, Al 1895-1901  
 Osborn, Fred 07-09  
 Owens, Jim 55-56; 58-62  
 Owens, Red 1889
- P**
- Packard, Gene 19  
 Padden, Tommy 43  
 Padgett, Don 47-48  
 Pagan, Jose 73  
 Pall, Donn 93  
 Palmer, David 88  
 Palmer, Lowell 69-71  
 Palys, Stan 53-55  
 Pardo, Al 88-89  
 Parker, Dixie 23  
 Parkinson, Frank 21-24  
 Parrott, Jeff 89-90  
 Parrilla, Sam 70  
 Parrish, Lance 67-88  
 Paskert, Dode 11-17  
 Pasquanello, Mike 19  
 Passeau, Claude, 36-39  
 Paulette, Gene 19-20  
 Peacock, Johnny 44-45  
 Pearce, Frank 33-35  
 Pearce, Harry 17-19  
 Pearson, Ike 39-42; 46  
 Peel, Homer 29  
 Peguero, Julio 92  
 Pellagnini, Eddie 51  
 Pena, Roberto 68  
 Penson, Paul 54  
 Peraza, Luis 69  
 Perez, Tony 83  
 Peteman, Bill 42  
 Peters, John 21-22

# ALL-TIME ROSTER

- Peterson, Kent 52-53  
 Pettit, Leon 37  
 Pezzullo, Pretzels 35-36  
 Pfeil, Bobby 71  
 Philley, Dave 58-60  
 Phillips, Adolfo 64-66  
 Phillips, Buz 30  
 Phillips, Taylor 59-60  
 Piatt, Wiley 1898-1900  
 Picciuto, Nick 45  
 Pickrel, Clarence 33  
 Pickup, Ty 18  
 Pierce, Ray 25-26  
 Pierce, Dick 1883  
 Pilletta, Duane 56  
 Pina, Horacio 78  
 Pinto, Bill 22; 24  
 Pitko, Alex 38  
 Pittinger, Charles 05-07  
 Plock, Walter 1891  
 Podgajny, Johnny 40-43  
 Poff, John 79  
 Poindexter, Jennings 39  
 Poland, Hugh 47  
 Porto, Al 48  
 Possehl, Lou 46-48; 51-52  
 Post, Wally 58-60  
 Powell, Jake 45  
 Poyer, Vic 64  
 Powers, Les 39  
 Pratt, Todd 92-94  
 Prendergast, Mike 18-19  
 Prim, Ray 35  
 Proly, Mike 81  
 Pruett, Hub 27-28  
 Puckett, Troy 11  
 Purcell, Blonnie 1883-84  
 Purnall, Jesse 04  
 Pyle, Shadow 1884
- Q**
- Qualters, Tom 53; 57-58  
 Quantrill, Paul 94-95  
 Quinlan, Tom 94  
 Quinn, John 11
- R**
- Rader, Dave 79  
 Rader, Don 21  
 Raffensberger, Ken 43-47  
 Raffo, Al 69  
 Ragan, Pat 23  
 Ragland, Frank 33  
 Rambo, Pete 26  
 Ramos, Pedro 67  
 Rapp, Joseph 21-23  
 Rawley, Shane 84-88  
 Rawlings, Johnny 20-21  
 Raymond, Lou 19  
 Ready, Randy 89-91;  
 94-95  
 Reams, Leroy 69  
 Rebel, Art 38  
 Redus, Gary 86  
 Reed, Jerry 81-82  
 Reed, Mill 13-14  
 Reed, Ron 76-83  
 Reid, Scott 69-70  
 Reilly, Charlie 1892-95  
 Reis, Tommy 38  
 Rementer, Bulch 04  
 Remsen, Jack 1884  
 Rensa, Tony 30-31  
 Repulski, Rip 57-58  
 Reynolds, Ken 70-72  
 Reynolds, Ronn 86  
 Rhem, Flint 32-33
- Ricci, Chuck 95  
 Rice, Bob 26  
 Richardson, Ken 46  
 Richbourg, Lance 21  
 Richert, Pete 74  
 Richia, Lew 06-09  
 Ridzik, Steve 50; 52-55; 68  
 Riley, Lee 44  
 Ring, Jimmy 21-25; 28  
 Ringo, Frank 1883-84  
 Ripple, Charlie 44-46  
 Ritchie, Wally 87-88; 91-92  
 Ritter, Hank 12  
 Rivera, Ben 92-94  
 Rixey, Eppa 12-17; 19-20  
 Rizzo, Johnny 40-41  
 Roach, Mel 62  
 Roberts, Dava W. 82  
 Roberts, Robin 48-61  
 Robinson, Bill 72-74; 82-83  
 Robinson, Craig 72-73  
 Robinson, Don 92  
 Robinson, Humberto 59-60  
 Rodriguez, Pedro 59  
 Roebuck, Ed 64-66  
 Roenicke, Ron 86-87  
 Rogodzinski, Mike 73-75  
 Rogovin, Saul 55-57  
 Rojas, Cookie 63-69  
 Rose, Pete 79-83  
 Ross, Bob 56  
 Roth, Frank 03-04  
 Rowan, Jack 11  
 Rowe, Schoolboy 43;  
 46-49  
 Rowell, Bama 48  
 Roy, Charles 06  
 Roy, Luther 29  
 Roznovsky, Vic 69  
 Ruble, Bill 34  
 Rucker, Dave 85  
 Rudolph, John 03  
 Ruffin, Bruce 86-91  
 Russell, John 83-88  
 Ruthven, Dick 73-75;  
 78-83  
 Ryal, Mark 89  
 Ryan, Connie 52-53  
 Ryan, John 35  
 Ryan, Mike 68-73
- S**
- Sadowski, Bob 61  
 Salisbury, Bill 02  
 Salvo, Manny 43  
 Samuel, Juan 83-89  
 Sanchez, Alejandro 82-83  
 Sand, Helnie 23-28  
 Sandberg, Ryne 81  
 Sanders, Ben 1888-89  
 Sanford, Jack 56-58  
 Sanicki, Ed 49; 51  
 Saucier, Kevin 78-80  
 Savage, Harold 12  
 Savage, Ted 62  
 Sawalski, Carl 58-59  
 Saylor, Phil 1891  
 Scarlon, Frank 09  
 Scarce, Mac 72-74  
 Scarritt, Russ 32  
 Scarson, Steve 92  
 Schaffer, Jim 66-67  
 Schall, Gene 95  
 Schanz, Charley 44-47  
 Scharain, George 37-40  
 Schatzeder, Dan 86-87
- Scheible, John 1894  
 Schell, Danny 54-55  
 Scherrer, Bill 88  
 Schessler, Dutch 31  
 Schettler, Lou 10  
 Schilling, Curt 92-  
 Schmidt, Fred 47  
 Schmidt, Mike 72-89  
 Schott, Gene 39  
 Schriver, Pop 1888-90  
 Schroll, Al 59  
 Schu, Rick 84-87; 91  
 Schueler, Ron 74-76  
 Schulmerich, Wes 33-34  
 Schulte, Frank 17  
 Schulle, Herman 40  
 Schulte, John 28  
 Schultz, Howie 47-48  
 Schultz, Joe 24-25  
 Schultze, John 1891  
 Scott, Jack 27  
 Scott, LeGrant 39  
 Scott, Marshall 45  
 Searcy, Steve 91-92  
 Seaton, Tom 12-13  
 Sebra, Bob 88-89  
 Sedgwick, Duke 21  
 Selick, Kevin 95  
 Selma, Dick 70-73  
 Semnick, Andy 43-51;  
 55-57  
 Semproch, Ray 58-59  
 Sentelle, Paul 06-07  
 Seoane, Manny 77  
 Service, Scott 88  
 Shantz, Bobby 64  
 Sharott, John 1893  
 Shea, Mervyn 44  
 Shea, Nap 02  
 Shean, Dava 08-09  
 Shearin, Charles 36  
 Shepherd, Keith 92  
 Sherlock, John 50  
 Shields, Ben 31  
 Shilling, Jim 39  
 Shindle, Bill 1891  
 Shipanoff, Dava 85  
 Shockley, Costen 64  
 Short, Chris 59-72  
 Shugart, Frank 1897  
 Shultz, Wallace 11-12  
 Shuman, Harry 44  
 Sicking, Eddie 19  
 Sievers, Roy 62-64  
 Sigman, Tripp 29-30  
 Silvestri, Ken 49-51  
 Simmons, Curt 47-50;  
 52-60  
 Simpson, Wayne 75  
 Singleton, John 22  
 Sisler, Dick 48-51  
 Sivess, Pete 36-38  
 Sixsmith Ed 1884  
 Sizemore, Ted 77-78  
 Slagle, Jimmy 00-01  
 Slaughter, Barney 10  
 Slocumb, Heathcliff 94-95  
 Smalley, Roy 55-58  
 Smith, Al 38-39  
 Smith, Bobby Gene 60-61  
 Smith, Billy 62  
 Smith, Charley 61  
 Smith, Edgar 1883  
 Smith, George 19-22  
 Smith, Jacob 11
- Smith, Jimmy 21-22  
 Smith, Lonnie 78-81  
 Smith, Phenomenal  
 1890-91  
 Smith, Tom 1895  
 Smoll, Clyde 40  
 Smythe, Bill 29-30  
 Sorrell, Bill 65  
 Sothorn, Danny 26; 28-30  
 Spalding, Dick 27  
 Sparks, Tully 1897;  
 1903-10  
 Space, Bryon 30  
 Spencer, Ed 11  
 Sperry, Stan 36  
 Spindel, Hal 45-46  
 Spotts, Jim 30  
 Spragins, Homer 47  
 Spring, Jack 55  
 Springer, Dennis 95  
 Springer, Russ 95  
 Sproull, Charlie 45  
 Stack, Eddie 10-11  
 Stainback, Tuck 38  
 Stallings, George 1897-98  
 Stancou, Charley 46  
 Stanicek, Steve 89  
 Stanley, John 11  
 Starr, Charlie 09  
 Stearns, John 74  
 Stevens, Morrie 64-65  
 Stein, Justin 38  
 Steinbrenner, Gene 12  
 Staineder, Ray 24  
 Stengel, Casey 20-21  
 Stephenson, Dummy 1892  
 Stephenson, Walter 37  
 Stevens, Bobby 31  
 Stewart, Dave 85-86  
 Stewart, Glen 43-44  
 Stewart, Neb 40  
 Stock, Mill 15-18  
 Stocker, Kevin 93-  
 Stone, Gene 69  
 Stone, Jeff 83-87  
 Stone, Ron 69-72  
 Stoner, Lil 31  
 Stoviak, Ray 38  
 Strike, John 1886  
 Strincevich, Nick 48  
 Stuart, Dick 65  
 Stuffle, Paul 50; 52-53  
 Stutz, George 26  
 Suhr, Gus 39-40  
 Sulk, Ernie 36  
 Sullivan, Frank 61-62  
 Sullivan, Joe 1894-96  
 Sullivan, John 68  
 Sullivan, Tom 22  
 Sunday, Billy 1890  
 Surhoff, Rich 85  
 Susca, George 29  
 Sutherland, Gary 66-68  
 Suthoff, Jack 04-05  
 Sveum, Dale 92  
 Sweetland, Les 27-30
- T**
- Taber, Ed 26-27  
 Tabor, Jim 46-47  
 Taft, Doug 31-32  
 Tamulis, Vito 41  
 Tauby, Fred 37  
 Taylor, Jack 1892-97  
 Taylor, Tony 60-71, 74-76  
 Tekulva, Kent 85-86

# ALL-TIME ROSTER

Terlecki, Bob 72  
 Theyenow, Tommy 29-30  
 Thigpen, Bobby 93  
 Thoenen, Dick 67  
 Thomas, Bill 02  
 Thomas, Derrel 85  
 Thomas, Frank 64-65  
 Thomas, Roy 1899-1908; 10-11  
 Thomas, Tommy 35  
 Thomas, Valmy 59  
 Thomason, Erskine 74  
 Thompson, Fresco 27-30  
 Thompson, Jocko 48-51  
 Thompson, Mill 86-88; 93-94  
 Thompson, Sam 1889-98  
 Thon, Dickie 89-91  
 Thornton, John 1891-92  
 Tierney, Cotton 23  
 Tincup, Ben 14-16; 18  
 Tilcomb, Cannonball 1886  
 Titus, John 03-12  
 Todd, Al 32-35  
 Tolan, Bobby, 76-77  
 Tolliver, Fred 85-87  
 Torgeson, Earl 53-55  
 Torre, Frank 62-63  
 Tovar, Cesar 73  
 Townsend, John 01  
 Tragesser, Walt 19-20  
 Triandos, Gus 64-65  
 Trillo, Manny 79-82  
 Trinkle, Ken 49  
 Triplett, Coaker 43-45  
 Turner, Shane 88  
 Turner, Tuck 1893-96  
 Twitchell, Wayne 71-77  
 Tyng, Jim 1888  
 Tyson, Turkey 44

## U

Uecker, Bob 66-67  
 Ulrich, Dutch 25-27  
 Underwood, Tom 74-77  
 Unser, Del 73-74; 79-82

## V

Vadeboncoeur, Gene 1884  
 Valenzuela, Fernando 84  
 Valo, Elmer 56; 61  
 Van Buren, Deacon 04  
 Van Dusen, Fred 55  
 Van Dyke, Ben 09  
 Van Slyke, Andy 95  
 Varsho, Gary 95  
 Vatcher, Jim 90  
 Verban, Emil 46-48  
 Verbanic, Joe 66  
 Verdel, Al 44  
 Vergez, Johnny 35-36  
 Vickery, Tom 1890-93  
 Vines, Bob 25  
 Vinton, Bill 1884-85  
 Virgil, Ozzie 80-85  
 Vorhees, Cy 02  
 Vukovich, George 80-82  
 Vukovich, John 70-71; 76-77; 79-81

## W

Wagenhurst, Woodie 1888  
 Wagner, Gary 65-69  
 Wagner, Hal 48-49  
 Wailkus, Eddie 49-53; 55  
 Waitt, Charlie 1883  
 Walczak, Edwin 45  
 Walk, Bob 80  
 Walker, Curt 21-24  
 Walker, Harry 47-48  
 Walker, Martin 28  
 Wallace, Dave 73-74  
 Wallace, Doc 19  
 Wallace, Harry 12  
 Wallace, Mike 73-74  
 Walls, Lee 60-61  
 Walsh, August 27-28  
 Walsh, Jimmy 10-13  
 Walsh, John 03  
 Walsh, Walt 20  
 Walters, Bucky 34-38  
 Walters, Ken 60-61  
 Waner, Lloyd 42

Ward, Joe 06; 09-10  
 Ward, Piggy 1883; 89  
 Warthen, Dan 77  
 Warner, Fred 1883  
 Warner, Jackie 33  
 Warren, Bennie 39-42  
 Wasdell, Jimmy 43-46  
 Washburn, Liba 03  
 Washer, Buck 05  
 Watkins, Dave 69  
 Watkins, Ed 02  
 Watkins, George 35-36  
 Watson, Mill 18-19  
 Watt, Eddie 74  
 Watt, Frank 31  
 Watwood, John 39  
 Webb, Bill 43  
 Webster, Larry 95  
 Wehrmeier, Herm 54-56  
 Wehrmeister, Dave 84  
 Weiner, Phil 19-24  
 Weintraub, Phil 38  
 Weiser, Bud 15-16  
 Welchance, Harry 11  
 Wells, Bob 94  
 Wendell, Lew 24-26  
 Wenz, Fred 70  
 West, David 93-  
 Westlake, Jim 55  
 Westlake, Wally 52  
 Weston, Mickey 96  
 Weyhing, Gus 1892-95  
 Wheat, Mack 20-21  
 Wheeler, George 1896-99  
 White, Bill 66-68  
 White, C.B. 1883  
 White, Deke 1895  
 White, Doc 01-02  
 White, Sam 62  
 Whiten, Mark 95-  
 Whiting, Jesse 02  
 Whilman, Dick 50-51  
 Whitney, Pinky 28-33; 36-39  
 Whitrock, Bill 1896  
 Whitted, George 15-19

Wilber, Del 51-52  
 Wilhelm, Kaiser 21  
 Williams, Cy 18-30  
 Williams, George 61  
 Williams, Mike 92-  
 Williams, Mitch 91-93  
 Williams, Walt 03  
 Willingham, Tom 31-33  
 Willoughby, Claude 25-30  
 Wilson, Billy 69-73  
 Wilson, Glenn 84-87  
 Wilson, Hack 34  
 Wilson, Jim 23-28; 34-38  
 Wilson, Maxie 40  
 Wiltse, Hal 31  
 Wine, Bobby 60; 62-68  
 Winters, Jesse 21-23  
 Wise, Rick 64; 66-71  
 Withrow, Frank 20; 22  
 Wockenfuss, John 84-85  
 Woehr, Andy 23-24  
 Wolfe, Bill 02  
 Wolverton, Harry 00-04  
 Wood, George 1886-89  
 Wood, Pete 1889  
 Woods, Jim 60-61  
 Woodward, Frank 18-19  
 Wrightstone, Russ 20-28  
 Wyatt, Whit 45  
 Wyrostek, Johnny 46-47; 52-54

## Y

Yarnall, Rusty 26  
 Yesbysley, Bert 19  
 Yingling, Joe 1894  
 Youmans, Floyd 89  
 Young, Bobby 58  
 Young, Del 37-40  
 Young, Mike 88  
 Young, Dick 51-52

## Z

Zachary, Tom 36  
 Zachry, Pat 85  
 Ziegler, Charlie 00  
 Zimmer, Chief 03

# COACHES

Amaro, Ruben 80-81  
 Bengough, Benny 46-58  
 Beringer, Carroll 73-78  
 Bowa, Larry 88-  
 Bristol, Dave 82-85; 88  
 Carter, Dick 59-60  
 Cash, Dave 96-  
 Cohen, Andy 60  
 Combs, Earle 54  
 Conroy, Wid 22  
 Cooke, Dusty 48-52  
 Cravath, Gavy 23  
 Culp, Benny 46-47  
 Davenport, Jim 86-87  
 Davis, Brandy 72  
 DeMars, Billy 69-81  
 Earnshaw, George 49-50  
 Edwards, Doc 70-72

Elia, Lee 80-81; 85-87  
 Felske, John 84  
 Ferrick, Tom 59  
 Hoak, Don 67  
 Hunter, Fred 28-31; 33  
 Johnson, Deron 82-84  
 Johnson, Syl 39-41  
 Jonnard, Jubber 35  
 Killefer, Bill 42  
 Klein, Chuck 42-45  
 Knowles, Darold 89-90  
 Lanier, Hal 90-91  
 Lemon, Bob 61  
 Lobert, Hans 34-41  
 Lowrey, Peanuts 60-66  
 Mayo, Eddie 52-54  
 McDonnell, Maje 51; 54-57

McLish, Cal 65-66  
 Menke, Denis 89-  
 Meyer, Ben 25-26  
 Moses, Wally 55-58  
 Murphy, Dan 27  
 Myatt, George 64-72  
 Oldis, Bob 64-66  
 Onslow, John 31-32  
 Osteen, Claude 82-88  
 Perkins, Cy 46-54  
 Podres, Johnny 91-  
 Posedel, Bill 58  
 Ragan, Pat 24  
 Riddle, Johnny 69  
 Rippelmeyer, Ray 70-78  
 Roberts, Mel 92-95  
 Ryan, Mike 80-95  
 Seminick, Andy 57-58; 67-69

Shea, Merv 44-45  
 Shepard, Larry 67  
 Silvestri, Ken 59-60  
 Spalding, Dick 34-36  
 Starnette, Herm 79-81  
 Sugden, Joe 26-27  
 Tannehill, Jesse 20  
 Taylor, Tony 77-79; 85-89  
 Tielenaer, Bob 79  
 Unser, Del 85-88  
 Vincent, Al 61-63  
 Vukovich, John 88-  
 Whitehill, Earl 43  
 Widmar, Al 62-64; 68-69  
 Wilhelm, Kaiser 21  
 Wine, Bobby 72-83  
 Wyatt, Whit 55-57

# MANAGERS

*(There have been 47 managers of the Phillies)*

YEARS	NAME	GAMES	W	L	T	PCT.
1883	Bob Ferguson	17	4	13	0	.235
1883	Bill Purcell	82	13	68	1	.165
1884-1890	Harry Wright	755	387	351	17	.513
1890	Jack Clements	19	13	6	0	.684
1890	Al Reach	11	4	7	0	.364
1890	Bob Allen	35	25	10	0	.714
1890-1893	Harry Wright	472	249	215	8	.528
1894-1895	Arthur Irwin	263	149	110	4	.574
1896	Bill Nash	131	62	68	1	.477
1897-1898	George Stallings	180	74	104	2	.417
1898-1902	Bill Shettsline	677	367	303	7	.547
1903	Chief Zimmer	139	49	86	4	.367
1904-1906	Hugh Duffy	464	206	251	7	.430
1907-1909	Bill Murray	458	240	214	4	.528
1910-1914	Red Dooin	775	392	370	13	.514
1915-1918	Pat Moran	586	323	257	6	.556
1919	Jack Coombs	62	18	44	0	.290
1919-1920	Gavvy Cravath	229	91	137	1	.400
1921	Bill Donovan	102	31	71	0	.304
1921-1922	Kaiser Wilhelm	206	77	128	1	.376
1923-1926	Art Fletcher	612	231	378	3	.380
1927	Stuffy McInnis	155	51	103	1	.332
1928-1933	Burt Shotton	923	370	549	4	.403
1934-1938	Jimmy Wilson	763	280	477	6	.371
1938	Hans Lobert	2	0	2	0	.000
1939-1941	Doc Prothro	460	138	320	2	.302
1942	Hans Lobert	151	42	109	0	.278
1943	Bucky Harris	95	40	53	2	.432
1943-1945	Fred Fitzsimmons	283	102	179	2	.364
1945-1948	Ben Chapman	476	197	277	2	.414
1948	Dusty Cooke	13	6	6	1	.542
1948-1952	Eddie Sawyer	591	296	292	3	.503
1952-1954	Steve O'Neill	324	182	140	2	.565
1954	Terry Moore	77	35	42	0	.455
1955-1958	Mayo Smith	547	264	281	2	.484
1958-1960	Eddie Sawyer	227	94	132	1	.416
1960	Andy Cohen	1	1	0	0	1.000
1960-1968	Gene Mauch	1331	645	684	2	.485
1968	George Myatt	2	2	0	0	1.000
1968-1969	Bob Skinner	215	92	123	0	.423
1969	George Myatt	54	19	35	0	.352
1970-1972	Frank Lucchesi	399	166	233	0	.416
1972	Paul Owens	80	33	47	0	.413
1973-1979	Danny Ozark	1105	594	510	1	.538
1979-1981	Dallas Green	299	169	130	0	.565
1982-1983	Pat Corrales	248	132	115	1	.532
1983-1984	Paul Owens	239	128	111	0	.536
1985-1987	John Felske	384	190	194	0	.495
1987-1988	Lee Elia	254	111	142	1	.439
1988	John Vukovich	9	5	4	0	.556
1989-1991	Nick Leyva	338	148	189	1	.438
1991-	Jim Fregosi	732	364	368	0	.497

Two-term managers and their records:

Wright (636-566); Sawyer (390-424); Lobert (42-111); Myatt (21-35); Owens (161-158)

# LONG GAMES

## LONGEST EXTRA-INNING GAMES

Innings	Date	Clubs/Score			H/R	
21	7/17/18	Chicago	2	Phillies	1	Road
20	8/24/05	Chicago	2	Phillies	1	Home
20	4/30/19	Phillies	9	Brooklyn	9	Home
20	5/04/73	Phillies	5	Atlanta	4	Vet
20	7/07/93	Phillies	7	Dodgers	6	Vet
19	6/13/18	Phillies	8	St. Louis	8	Home
19	9/15/50	Phillies	8	Cincinnati	7	Home
18	6/01/19	Phillies	10	Brooklyn	9	Road
18	6/09/49	Phillies	4	Pittsburgh	3	Road
18	10/2/65	Phillies	0	New York	0	Road
18	5/21/67	Phillies	2	Cincinnati	1	Home
18	8/01/72	New York	3	Phillies	2	Road
17	9/02/08	Phillies	3	Brooklyn	2	Home
17	9/06/52	Phillies	7	Boston	6	Home
17	6/02/72	Cincinnati	6	Phillies	3	Vet
17	9/13/74	St. Louis	7	Phillies	3	Vet
17	8/21/80	Phillies	9	San Diego	8	Vet
17	9/21/81	Montreal	1	Phillies	0	Road
17	6/27/86	Phillies	2	St. Louis	1	Road

## LATEST ENDING GAMES

- 4:40 a.m. – vs San Diego, July 2, 1993 (DH & rain)
- 3:23 a.m. – vs Montreal, August 10, 1977 (DH & rain)
- 3:15 a.m. – vs New York, September 26, 1975 (DH & rain)
- 3:11 a.m. – vs San Francisco, June 9, 1980 (rain)
- 2:13 a.m. – vs New York, July 26, 1988 (rain)
- 2:06 a.m. – St. Louis, September 13, 1974 (x-inning & rain)

## LONGEST RAIN DELAYS

- 5 hours, 56 minutes – vs San Diego, July 2, 1993  
(three delays in game 1 of 1:00, 1:56 and 2:48)
- 5 hours – vs San Francisco, June 9, 1980  
(1 hour, 28 minute delay and a 3 hour, 32 minute delay)
- 4 hours, 56 minutes – vs Montreal, August 10, 1977; DH  
(two delays in game 1 of 1:03 and 2:27; 1:26 delay in game 2)
- 3 hours, 32 minutes – vs San Francisco, June 9, 1980
- 3 hours, 25 minutes – vs New York, July 26, 1988
- 3 hours, 10 minutes – at Montreal, October 4, 1980

# PLAYED & MANAGED

## Men Who Played For and Managed The Phillies

Name	Years Played	Years Managed
Bob Ferguson	1883	1883
Bill Purcell	1883-84	1883
Arthur Irwin	1886-89; 1894	1894-95
Billy Nash	1896-98	1896
Chief Zimmer	1903	1903
Hugh Duffy	1904-06	1904-06
Red Dooen	1902-14	1910-14
Pat Moran	1910-14	1915-18
Gavvy Cravath	1912-20	1919-20
Kaiser Wilhelm	1921	1921-22
Art Fletcher	1920; 1922	1923-26
Stuffy McInnis	1927	1927
Jimmy Wilson	1923-28; 1934-38	1934-38
Hans Lobert	1911-14	1938; 1942
Ben Chapman	1945-46	1945-48
Dallas Green	1960-64; 1967	1980-81
Pat Corrales	1964-65	1982-83
John Vukovich	1970-71; 76-77; 79-81	1988

# OPENING DAY

## VETERANS STADIUM OPENERS

*The Phillies have an 11-14 record in opening games at the Vet.*

Date	Opp.	Result	D/N	Attend.	WP	LP
4/10/71	Montreal	W, 4-1	D	55,352	BUNNING	Stoneman
4/17/72	St. Louis	L, 5-4	N	38,182	Santorini	HOERNER
4/10/73	Montreal	W, 7-5	N	40,804	CARLTON	Torrez
4/06/74	New York	W, 5-4	D	40,222	SCARCE	McGraw
4/11/75	St. Louis	L, 6-1	N	44,834	McGlothen	TWITCHELL
4/10/76	Pittsburgh	L, 5-4	D	42,147	Demery	McGRAW
4/09/77	Montreal	L, 4-3	D	43,367	Brown	CARLTON
4/07/78	St. Louis	L, 5-1	N	47,791	Forsch	CARLTON
4/10/79	Pittsburgh	W, 7-3	N	48,251	RUTHVEN	Romo
4/11/80	Montreal	W, 6-3	N	48,460	CARLTON	Rogers
4/13/81	Pittsburgh	W, 5-1	N	60,404	CARLTON	Candelaria
4/08/82	New York	L, 7-2	D	15,345	Jones	CARLTON
4/12/83	New York	W, 4-3	D	31,236	REED	Allen
4/10/84	Houston	W, 3-1	D	37,236	DENNY	Ryan
4/09/85	Atlanta	L, 6-0	N	35,361	Mahler	CARLTON
4/11/86	New York	L, 9-7	N	36,190	Ojeda	GROSS
4/10/87	Chicago	L, 4-3	N	43,212	Lynch	GROSS
4/05/88	Pittsburgh	L, 5-3	N	46,394	Dunne	RAWLEY
4/08/89	St. Louis	W, 5-4	N	23,741	PARRETT	Costello
4/13/90	St. Louis	L, 11-0	N	32,183	Tudor	HOWELL
4/12/91	St. Louis	W, 11-4	N	38,227	COMBS	Moyer
4/07/92	Chicago	L, 4-3	D	60,431	Maddux	MULHOLLAND
4/09/93	Chicago	L, 11-7	D	60,985	McElroy	RIVERA
4/11/94	Colorado	L, 8-7	D	58,627	Ruffin	MASON
4/28/95	Pittsburgh	W, 5-2	N	47,088	QUANTRILL	Neagle

## LAST 20 YEARS OPENING DAY RESULTS

Date	Opponent	Result	WP	LP
4/10/76	vs Pittsburgh	L, 5-4	Demery	MCGRAW
4/09/77	vs Montreal	L, 4-3	Brown	CARLTON
4/07/78	vs. St. Louis	L, 5-1	Forsch	CARLTON
4/06/79	at St. Louis	L, 8-1	Denny	CARLTON
4/11/80	vs Montreal	W, 6-3	CARLTON	Rogers
4/08/81	at Cincinnati	L, 3-2	Hume	LYLE
4/08/82	vs New York	L, 7-2	Jones	CARLTON
4/05/83	at New York	L, 2-0	Sisk	CARLTON
4/03/84	at Atlanta	W, 5-0	CARLTON	Barker
4/09/85	vs Atlanta	L, 6-0	Mahler	CARLTON
4/07/86	at Cincinnati	L, 7-4	Soto	CARLTON
4/07/87	at Atlanta	L, 7-0	Mahler	RAWLEY
4/05/88	vs Pittsburgh	L, 5-3	Dunne	RAWLEY
4/04/89	at Chicago	L, 5-4	Sutcliffe	YOUSMANS
4/10/90	at Chicago	L, 2-1	Lancaster	PARRETT
4/08/91	at New York	L, 2-1	Gooden	MULHOLLAND
4/07/92	vs Chicago	L, 4-3	Maddux	MULHOLLAND
4/05/93	at Houston	W, 3-1	MULHOLLAND	Drabek
4/04/94	at Colorado	W, 12-6	SLOCUMB	M. Munoz
4/26/95	at St. Louis	L, 7-6	Arócha	CHARLTON

## OPENING DAY NOTES

The Phillies have a 50-61 opening day record.

There have been two tie games, 1923 at Brooklyn and 1924 vs. Boston.

In 1907 the New York Giants forfeited the opener to the Phillies at the Polo Grounds.

There have been nine openers which have gone extra-innings, the last was in

## IMPORTANT DATES

### DATES TO REMEMBER

September	26	–	Phillies win 1976 NL East Title at MTL
September	27	–	Phillies win 1977 NL East Title at CHI
September	28	–	Phillies win 1983 NL East Title at CHI Phillies win 1993 NL East Title at PIT
September	29	–	Phillies win 1915 NL Pennant at BOS
September	30	–	Phillies win 1978 NL East Title at PIT
October	1	–	Phillies win 1950 NL Pennant at BKN
October	4	–	Phillies win 1980 NL East Title at MTL
October	8	–	Phillies win 1983 NL Pennant vs LA
October	12	–	Phillies win 1980 NL Pennant at HOU
October	13	–	Phillies win 1993 NL Pennant vs ATL
October	21	–	Phillies win 1980 World Series vs KC

### PHILLIES IN FIRST PLACE

(Sole Possession)

May 1st	June 1st	July 1st	August 1st	Sept. 1st
1900	1900	1950	1915	1915
1911	1913	1976	1950	1950
1915	1964	1978	1964	1964
1916	1976	1993	1976	1976
1953	1981	1995	1978	1977
1964	1993		1982	1978
1993	1995		1993	1993

### PHILLIES STADIUMS

Recreation Park	1883-1886
Philadelphia Park/Baker Bowl	1887-1938
University of Pennsylvania	1894
Columbia Park	1903
Shibe Park/Connie Mack Stadium	1927; 1938-1970
Veterans Stadium	1971-present

## LAST TIME IT HAPPENED

- Cycle — Gregg Jefferies, 8/25/95 vs LA
- Five-Hit Game — Mickey Morandini, 6/24/95 at STL
- Five-RBI Game — Todd Pratt, 7/4/94 at SD
- Six-RBI Game — Darren Daulton, 7/28/93 vs STL
- Home Run by a Pitcher — Jeff Juden, 8/25/95 vs LA
- Grand Slam — Jeff Juden, 8/25/95 vs LA
- Grand Slam by Pitcher — Jeff Juden, 8/25/95 vs LA
- Inside Park HR — Juan Bell, 9/24/92 vs CHI
- Inside Park HR by Pitcher — Curt Simmons, 5/22/52 vs PIT
- No-Hitter — Tommy Greene, 5/23/91 at MTL
- No-Hitter vs Phils (less than 9 inn.) — Pascual Perez, 9/24/88 vs MTL
- No-Hitter vs Phils — Bob Forsch, 4/16/78 at STL
- One-Hitter — Curt Schilling, 9/9/92 vs NY
- One-Hitter vs Phils — Doug Drabek, 8/3/90 vs PIT; Willie Banks/Randy Myers, 5/30/94 at CHI
- Pinch-Hit Grand Slam — Jim Eisenreich, 8/23/95 vs SD
- Steal of Home — Kevin Stocker, 5/13/95 at HOU
- Three Steals in a Game — Lenny Dykstra, 4/10/93 vs CHI
- Three Home Runs in a Game — Von Hayes, 8/29/89 at SF
- Three Doubles in a Game — Lenny Dykstra, 5/2/94 vs SD
- Two Triples in a Game — Mickey Morandini, 8/29/93 vs CIN
- Two Hits, Same Inning — Mark Whiten, 8/26/95 vs LA (4th)
- Triple Play by Phils — 9/20/92 at PIT (Jeff King)
- Triple Play vs Phils — 4/11/81 at STL (Gary Matthews)
- Back-To-Back CG Shutouts — 9/14-15/86 vs NY and PIT (Gross/Carman)

## SUMMARY – DIVISION SERIES

G	Date	Site	Line Score	Pitchers/Home Runs	Attendance
<b>1981</b>					
1	10/7	MTL	PHL 1-10-0 MTL 3-8-1	Carlton (L), Reed (7) Rogers (W), Reardon (S)(9) HR: Moreland	34,237
2	10/8	MTL	PHL 1-6-2 MTL 3-7-0	Rulhven (L), Brusstar (5), Lyle (7), McGraw (8) Gullickson (W), Reardon (S)(6) HR: Carter	45,896
3	10/9	PHL	MTL 2-8-4 PHL 6-13-0	Burris (L), Lee (5), Sosa (7) Christenson (W), Lyle (7), Reed (8) HR: None	36,835
4	10/10	PHL	MTL 5-10-1 PHL 6-9-0	Sanderson, Bahnsen (3), Sosa (5), Fryman (6), Reardon (L)(7) Noles, Brusstar (5), Lyle (6), Reed (7), McGraw (W)(8) HR: Schmidt, Carter, Matthews, Vukovich	38,818
5	10/11	PHL	MTL 3-8-1 PHL 0-6-0	Rogers (W) Carlton (L), Reed (9) HR: None	47,384

## SUMMARY LEAGUE CHAMPIONSHIP SERIES

G	Date	Site	Line Score	Pitchers/Home Runs	Attendance
<b>1976</b>					
1	10/9	PHL	CIN 6-10-0 PHL 3-6-1	Gullett (W), Eastwick (9) Carlton (L), McGraw (8) HR: Foster	62,640
2	10/10	PHL	CIN 6-6-0 PHL 2-10-1	Zachry (W), Borbon (6) Lonborg (L), Garber (6), McGraw (7), Reed (7) HR: Luzinski	62,651
3	10/12	CIN	PHL 6-11-0 CIN 7-9-2	Kaat, Reed (7), Garber (L)(9), Underwood (9) Nolan, Sarmiento (6), Borbon (7), Eastwick (W) (8) HR: Foster, Bench	55,047
<b>1977</b>					
1	10/4	LA	PHL 7-9-0 LA 5-9-2	Carlton, Garber (W)(7), McGraw (9) John, Garman (5), Hough (6), Sosa (L)(8) HR: Luzinski, Cey (slam)	55,968
2	10/5	LA	PHL 1-9-1 LA 7-9-1	Lonborg (L), Reed (5), Brusstar (7) Sutton (W) HR: McBride, Baker (slam)	55,973
3	10/7	PHL	LA 6-12-2 PHL 5-6-2	Hooton, Rhoden (2), Rau (7), Sosa (8), Rautzhan (W)(8), Garman (9) Christenson, Brusstar (4), Reed (5), Garber (L)(7) HR: None	63,719
4	10/8	PHL	LA 4-5-0 PHL 1-7-0	John (W) Carlton (L), Reed (6), McGraw (7), Garber (9) HR: Baker	64,924
<b>1978</b>					
1	10/4	PHL	LA 9-13-1 PHL 5-12-1	Hooton, Welch (W)(5) Christenson (L), Brusstar (5), Eastwick (6), McGraw (7) HR: Garvey(2), Lopes, Yeager, Martin	63,460
2	10/5	PHL	LA 4-8-0 PHL 0-4-0	John (W) Rulhven (L), Brusstar (5), Reed (7), McGraw (9) HR: Lopes	60,542
3	10/6	LA	PHL 9-11-1 LA 4-8-2	Carlton (W) Sutton (L), Rautzhan (6), Hough (8) HR: Carlton, Luzinski, Garvey	55,043
4	10/7	LA	PHL 3-8-2(10) LA 4-13-0	Lerch, Brusstar (6), Reed (7), McGraw (L)(9) Rau, Rhoden (6), Forster (W)(10) HR: Luzinski, McBride, Cey, Garvey	55,124

## SUMMARY – LCS (cont.)

G	Date	Site	Line Score	Pitchers/Home Runs	Attendance
1	10/7	PHL	HOU 1-7-0 PHL 3-8-1	Forsch (L) Carlton (W), McGraw (8) HR: Luzinski	65,277
2	10/8	PHL	HOU 7-8-1(10) PHL 4-14-2	Ryan, Sambito (7), Smith (7), LaCorte (W)(9), Andujar (10) Ruthven, McGraw (8), Reed (L)(9), Saucier (10) HR: None	65,476
3	10/10	HOU	PHL 0-7-1(11) HOU 1-6-1	Christenson, Noles (7), McGraw (L)(8) Niekro, Smith (W)(11) HR: None	44,443
4	10/11	HOU	PHL 5-13-0(10) HOU 3-5-1	Carlton, Noles (6), Saucier (7), Reed (7), Brusstar (W)(8), McGraw (10) Fuhle, Smith (8), Sambito (L)(8) HR: None	44,952
5	10/12	HOU	PHL 8-13-2(10) HOU 7-14-0	Bystrom, Brusstar (6), Christenson (7), Reed (7), McGraw (8), Ruthven (W)(9) Ryan, Sambito (8), Forsch (8), LaCorte (L) (9) HR: None	44,802
<b>1983</b>					
1	10/4	LA	PHL 1-5-1 LA 0-7-0	Carlton (W), Holland (8) Reuss (L), Neidenfuer (9) HR: Schmidt	49,963
2	10/5	LA	PHL 1-7-2 LA 4-6-1	Denny (L), Reed (7) Valenzuela (W), Niedenfuer (9) HR: Matthews	55,967
3	10/7	PHL	LA 2-4-0 PHL 7-9-1	Welch (L), Pena (2), Honeycutt (5), Beckwith (5), Zachry (7) Hudson (W) HR: Marshall, Matthews	53,490
4	10/8	PHL	LA 2-10-0 PHL 7-13-1	Reuss (L), Beckwith (5), Honeycutt (5), Zachry (7) Carlton (W), Reed (7), Holland (8) HR: Baker, Lezcano, Matthews	64,494
<b>1993</b>					
1	10/6	PHL	ATL 3-9-0(10) PHL 4-9-1	Avery, Mercker (7), McMichael (L)(9) Schilling, Williams (W)(9) HR: Incaviglia	62,412
2	10/7	PHL	ATL 14-16-0 PHL 3-7-2	Maddux (W), Stanton (8), Wohlers (9) Greene (L), Thigpen (3), Rivera (4), Mason (6), West (8), Andersen (9) HR: McGriff, Blauser, Pendleton, Berryhill, Hollins, Dykstra	62,436
3	10/8	ATL	PHL 4-10-1 ATL 9-12-0	Mulholland (L), Mason (6), Andersen (7), West (7), Thigpen (8) Glavine (W), Mercker (8), McMichael (9) HR: Kruk	52,032
4	10/10	ATL	PHL 2-8-1 ATL 1-10-1	Jackson (W), Williams (8) Smoltz (L), Mercker (7), Wohlers (8) HR: None	52,032
5	10/11	ATL	PHL 4-6-1(10) ATL 3-7-1	Schilling, Williams (W)(9), Andersen (10) Avery, Mercker (8), McMichael (9), Wohlers (L)(10) HR: Daulton, Dykstra	52,032
6	10/13	PHL	ATL 3-5-3 PHL 6-7-1	Maddux (L), Mercker (6), McMichael (7), Wohlers (7) Greene (W), West (8), Williams (9) HR: Blauser, Hollins	62,502

## SUMMARY – WORLD SERIES

G	Date	Site	Line Score	Pitchers/Home Runs	Attendance
1	10/8	PHL	BOS 1-8-1 PHL 3-5-1	Shore (L) Alexander (W) HR: None	19,343
2	10/9	PHL	BOS 2-10-0 PHL 1-3-1	Foster (W) Mayer (L) HR: None	20,306
3	10/11	BOS	PHL 1-3-0 BOS 2-6-1	Alexander (L) Leonard (W) HR: None	42,300
4	10/12	BOS	PHL 1-7-0 BOS 2-8-1	Chalmers (L) Shore (W) HR: None	41,096
5	10/13	PHL	BOS 5-10-1 PHL 4-9-1	Foster (W) Mayer, Rixey (L)(3) HR: Hooper(2), Lewis, Luderus	20,306

# SUMMARY - WORLD SERIES (cont.)

G	Date	Site	Line Score	Pitchers/Home Runs	Attendance
<b>1950</b>					
1	10/4	PHL	NY 1-5-0 PHL 0-2-1	Faschi (W) Konstanty (L), Meyer (9) HR: None	30,746
2	10/5	PHL	NY 2-10-0(10) PHL 1-7-0	Reynolds (W) Roberts (L) HR: DiMaggio	32,660
3	10/6	NY	PHL 2-10-2 NY 3-7-0	Heintzelman, Konstanty (8) Meyer (L)(9) Lopat, Fernck (W)(9) HR: None	65,791
4	10/7	NY	PHL 2-7-1 NY 5-8-2	Miller (L), Konstanty (1), Roberts (8) Ford (W), Reynolds (9) HR: Berra	69,098
<b>1980</b>					
1	10/14	PHL	KC 6-9-1 PHL 7-11-0	Leonard (L), Martin (4), Quisenberry (8) Walk (W), McGraw (8) HR: Alkens(2), Otis, McBride	65,791
2	10/15	PHL	KC 4-11-0 PHL 6-8-1	Gura, Quisenberry (L)(7) Carlton (W), Reed (9) HR: None	65,775
3	10/17	KC	PHL 3-14-0(10) KC 4-11-0	Ruthven, McGraw (L)(10) Gale, Martin (5), Quisenberry (W)(6) HR: Schmidt, Brett, Otis	42,380
4	10/18	KC	PHL 3-10-1 KC 5-10-2	Christenson (L), Noles (1), Saucier (6), Brusstar (6) Leonard (W), Quisenberry (8) HR: Alkens (2)	42,363
5	10/19	KC	PHL 4-7-0 KC 3-12-2	Bystrom, Reed (6), McGraw (W)(7) Gura, Quisenberry (L)(7) HR: Schmidt, Otis	42,369
6	10/21	PHL	KC 1-7-2 PHL 4-9-0	Gale(L), Martin (3), Splitteroff (5), Pattin (7), Quisenberry (8) Carlton (W), McGraw (8) HR: None	65,838
<b>1983</b>					
1	10/11	BAL	PHL 2-5-0 BAL 1-5-1	Denny (W), Holland (8) McGregor (L), Stewart (9), T. Martinez (9) HR: Morgan, Maddox, Dwyer	52,204
2	10/12	BAL	PHL 1-3-0 BAL 4-9-1	Hudson (L), Hernandez (5), Andersen (6), Reed (8) Boddicker (W) HR: Lowenstein	52,132
3	10/14	PHL	BAL 3-6-1 PHL 2-8-2	Flanagan, Palmer (W)(5), Stewart (7), T. Martinez (9) Carlton (L), Holland (7) HR: Ford, Matthews, Morgan	65,792
4	10/15	PHL	BAL 5-10-1 PHL 4-10-0	Davis (W), Stewart (6), T. Martinez (8) Denny (L), Hernandez (6), Reed (6), Andersen (8) HR: None	66,947
5	10/16	PHL	BAL 5-5-0 PHL 0-5-1	McGregor (W) Hudson (L), Bystrom (5), Hernandez (6), Reed (9) HR: Murray(2), Dempsey	67,064
<b>1993</b>					
1	10/16	TOR	PHL 5-11-1 TOR 8-10-3	Schilling (L), West (7), Andersen (7), Mason (8) Guzman, Leiter (W)(6), Ward (8) HR: White, Olerud	52,011
2	10/17	TOR	PHL 6-12-0 TOR 4-8-0	Mulholland (W), Mason (6), Williams (8) Stewart (L), Castillo (7), Eichhom (8), Timlin (8) HR: Eisenreich, Dykstra, Carter	52,062
3	10/19	PHL	TOR 10-13-1 PHL 3-9-0	Hentgen (W), Cox (7), Ward (9) Jackson (L), Rivera (6), Thigpen (7), Andersen (9) HR: Molitor, Thompson	62,689
4	10/20	PHL	TOR 15-17-0 PHL 14-14-1	Stottlemire, Leiter (3), Castillo (W)(5), Timlin (8), Ward (8) Greene, Mason (3), West (6), Andersen (7), Williams (L)(8), Thigpen (9) HR: Dykstra (2), Daulton	62,731
5	10/21	PHL	TOR 0-5-1 PHL 2-5-1	Guzman (L), Cox (8) Schilling (W) HR: None	62,706
6	10/23	TOR	PHL 6-7-0 TOR 8-10-2	Mulholland, Mason (6), West (8), Andersen (8), Williams (L)(9) Stewart, Cox (7), Leiter (7), Ward (W)(9) HR: Dykstra, Molitor, Carter	52,195

## REGULARS BY POSITIONS

YEAR	FIRST BASE	AVG.	SECOND BASE	AVG.	SHORTSTOP	AVG.	THIRD BASE	AVG.
1883	Farrar	.233	R.Ferguson	.258	McClellan	.230	Warner	.227
1884	Farrar	.245	Andrews	.221	McClellan	.258	Mulvey	.229
1885	Farrar	.245	Myers	.204	Bastian	.167	Mulvey	.269
1886	Farrar	.248	Bastian	.217	Irwin	.233	Mulvey	.267
1887	Farrar	.282	McLaughlin	.220	Irwin	.254	Mulvey	.287
1888	Farrar	.244	Bastian	.193	Irwin	.219	Mulvey	.216
1889	Farrar	.268	Myers	.269	Hallman	.253	Mulvey	.289
1890	McCauley	.244	Myers	.277	Allen	.226	Mayer	.242
1891	W.Brown	.243	Myers	.230	Allen	.221	Shindle	.210
1892	Connor	.294	Hallman	.292	Allen	.227	Reilly	.196
1893	Boyle	.286	Hallman	.307	Allen	.268	Reilly	.245
1894	Boyle	.301	Hallman	.309	Sullivan	.352	L.Cross	.386
1895	Boyle	.253	Hallman	.314	Sullivan	.338	L.Cross	.271
1896	Brouthers	.344	Hallman	.320	Hulen	.265	Nash	.247
1897	Lajoie	.363	L.Cross	.259	Gillen	.259	Nash	.258
1898	Douglas	.258	Lajoie	.328	M.Cross	.257	Lauder	.263
1899	Cooley	.276	Lajoie	.380	M.Cross	.257	Lauder	.268
1900	Delahanty	.323	Lajoie	.346	M.Cross	.202	Wolverton	.282
1901	Jennings	.275	Hallman	.184	M.Cross	.197	Wolverton	.309
1902	Jennings	.277	Childs	.194	Hulswitt	.272	Hallman	.248
1903	Douglas	.255	Gleason	.284	Hulswitt	.247	Wolverton	.308
1904	Doyle	.220	Gleason	.274	Hulswitt	.244	Wolverton	.266
1905	Bransfield	.259	Gleason	.247	Doolan	.254	Courtney	.275
1906	Bransfield	.275	Gleason	.227	Doolan	.230	Courtney	.236
1907	Bransfield	.233	Knabe	.255	Doolan	.204	Courtney	.243
1908	Bransfield	.304	Knabe	.218	Doolan	.234	Grant	.244
1909	Bransfield	.292	Knabe	.234	Doolan	.219	Grant	.269
1910	Bransfield	.239	Knabe	.261	Doolan	.263	Grant	.268
1911	Luderus	.301	Knabe	.237	Doolan	.238	Lobert	.285
1912	Luderus	.257	Knabe	.282	Doolan	.258	Lobert	.327
1913	Luderus	.262	Knabe	.263	Doolan	.218	Lobert	.300
1914	Luderus	.248	Byrne	.272	Martin	.253	Lobert	.275
1915	Luderus	.315	Niehoff	.238	Bancroft	.254	Byrne	.209
1916	Luderus	.281	Niehoff	.243	Bancroft	.212	Stock	.281
1917	Luderus	.261	Niehoff	.255	Bancroft	.243	Stock	.264
1918	Luderus	.288	McGaffigan	.203	Bancroft	.265	Stock	.274
1919	Luderus	.293	Paulette	.259	Bancroft	.272	Blackburne	.199
1920	Paulette	.288	Rawlings	.234	Fletcher	.296	R.Miller	.219
1921	Konetchy	.321	J.Smith	.231	Parkinson	.253	Wrightstone	.296
1922	Leslie	.271	Parkinson	.275	Fletcher	.280	Rapp	.253
1923	Holke	.311	Tierney	.317	Sand	.228	Wrightstone	.273
1924	Holke	.300	Ford	.272	Sand	.245	Wrightstone	.307
1925	Hawks	.322	Friberg	.270	Sand	.278	Huber	.284
1926	Bentley	.258	Friberg	.268	Sand	.272	Huber	.245
1927	Wrightstone	.306	Thompson	.303	Sand	.299	Friberg	.233
1928	Hurst	.285	Thompson	.287	Sand	.211	Whitney	.301
1929	Hurst	.304	Thompson	.324	Thevenow	.227	Whitney	.327
1930	Hurst	.327	Thompson	.282	Thevenow	.286	Whitney	.342
1931	Hurst	.305	Mallon	.309	Bartell	.289	Whitney	.287
1932	Hurst	.339	Mallon	.259	Bartell	.308	Whitney	.298
1933	Hurst	.267	Warner	.224	Bartell	.271	McLeod	.194
1934	Camilli	.265	Chiozza	.304	Bartell	.310	Walters	.260
1935	Camilli	.261	Chiozza	.284	Haslin	.265	Vergez	.249
1936	Camilli	.315	Gomez	.232	Norris	.265	Whitney	.294
1937	Camilli	.339	Young	.194	Scharein	.241	Whitney	.341
1938	Weintraub	.311	Mueller	.250	Young	.229	Whitney	.277
1939	Suhr	.318	Hughes	.228	Scharein	.238	May	.287
1940	Mahan	.244	Schulle	.236	Bragan	.222	May	.293
1941	Etten	.311	Murtaugh	.219	Bragan	.251	May	.267
1942	Etten	.264	Glossop	.225	Bragan	.218	May	.238
1943	Wasdell	.261	Murtaugh	.273	Stewart	.211	May	.282
1944	Lupien	.283	Mullen	.267	Hamrick	.205	Stewart	.220
1945	Wasdell	.300	Daniels	.200	Mott	.221	Antonelli	.256
1946	McCormick	.284	Verban	.275	Newsome	.232	Tabor	.268
1947	Schultz	.223	Verban	.285	Newsome	.229	Handley	.253
1948	Sisler	.274	Hamner	.260	E.Miller	.246	Caballero	.245

## REGULARS BY POSITIONS

YEAR	CATCHER	AVG.	LEFTFIELD	AVG.	CENTER	AVG.	RIGHTFIELD	AVG.
1883	Gross	.307	Purcell	.268	Lewis	.250	Manning	.267
1884	Crowley	.244	Purcell	.252	Fogarty	.212	Manning	.271
1885	Clements	.191	Andrews	.266	Fogarty	.232	Manning	.256
1886	McGuire	.198	Wood	.273	Andrews	.249	Fogarty	.293
1887	Clements	.280	Wood	.289	Andrews	.325	Fogarty	.261
1888	Clements	.245	Wood	.229	Andrews	.239	Fogarty	.236
1889	Clements	.284	Wood	.251	Fogarty	.259	Thompson	.296
1890	Clements	.315	Hamilton	.325	Burke	.263	Thompson	.313
1891	Clements	.310	Hamilton	.340	Delahanty	.243	Thompson	.294
1892	Clements	.264	Hamilton	.330	Delahanty	.306	Thompson	.305
1893	Clements	.285	Delahanty	.368	Hamilton	.380	Thompson	.370
1894	Clements	.346	Delahanty	.400	Hamilton	.399	Thompson	.404
1895	Clements	.394	Delahanty	.399	Hamilton	.389	Thompson	.392
1896	Grady	.318	Delahanty	.397	Cooley	.307	Thompson	.298
1897	Boyle	.253	Delahanty	.377	Cooley	.329	Dowd	.292
1898	McFarland	.282	Delahanty	.334	Cooley	.312	Flick	.313
1899	McFarland	.333	Delahanty	.408	Thomas	.325	Flick	.342
1900	McFarland	.305	Slagle	.287	Thomas	.316	Flick	.378
1901	McFarland	.285	Delahanty	.357	Thomas	.309	Flick	.336
1902	Dooin	.231	Browne	.260	Thomas	.286	Barry	.287
1903	Roth	.273	Barry	.276	Thomas	.327	Keister	.320
1904	Dooin	.242	Titus	.294	Thomas	.290	Magee	.277
1905	Doolir	.250	Magee	.299	Thomas	.317	Titus	.308
1906	Dooin	.245	Magee	.282	Thomas	.254	Titus	.267
1907	Dooin	.211	Magee	.328	Thomas	.243	Titus	.275
1908	Dooin	.248	Magee	.283	Osborn	.267	Titus	.286
1909	Dooin	.224	Magee	.270	Bates	.293	Titus	.270
1910	Dooin	.242	Magee	.331	Bates	.305	Titus	.241
1911	Dooin	.328	Magee	.288	Paskert	.273	Titus	.284
1912	Killefer	.224	Magee	.306	Paskert	.315	Cravath	.284
1913	Killefer	.244	Magee	.306	Paskert	.262	Cravath	.341
1914	Killefer	.234	Becker	.325	Paskert	.264	Cravath	.299
1915	Killefer	.238	Becker	.246	Paskert	.244	Cravath	.285
1916	Killefer	.217	Whitted	.281	Paskert	.279	Cravath	.283
1917	Killefer	.274	Whitted	.280	Paskert	.251	Cravath	.280
1918	Adams	.176	Meusel	.279	Williams	.278	Cravath	.232
1919	Adams	.233	Meusel	.305	Williams	.278	Callahan	.230
1920	Wheat	.226	Meusel	.309	Williams	.325	Stengel	.292
1921	Bruggy	.310	Meusel	.353	Williams	.320	LeBourveau	.295
1922	Henline	.316	C.W.Lee	.322	Williams	.308	C.Walker	.337
1923	Henline	.324	Mokan	.313	Williams	.293	C.Walker	.281
1924	Henline	.284	Mokan	.260	Williams	.328	Harper	.294
1925	Wilson	.328	Burns	.292	Harper	.349	Williams	.314
1926	Wilson	.305	Mokan	.303	Leach	.329	Williams	.345
1927	Wilson	.275	Spalding	.296	Leach	.306	Williams	.274
1928	Lerian	.272	Leach	.304	Sothorn	.285	Klein	.360
1929	Lerian	.223	O'Doul	.398	Sothorn	.306	Klein	.356
1930	S.Davis	.313	O'Doul	.383	Sothorn	.280	Klein	.386
1931	S.Davis	.326	Klein	.337	Brickell	.253	Arlett	.313
1932	S.Davis	.336	H.B.Lee	.303	G.Davis	.309	Klein	.348
1933	S.Davis	.349	Schulmerich	.334	Fullis	.309	Klein	.368
1934	Todd	.318	Allen	.330	G.Davis	.293	Moore	.343
1935	Todd	.290	Watkins	.270	Allen	.307	Moore	.323
1936	Grace	.249	Moore	.328	Chlozza	.297	Klein	.309
1937	Atwood	.244	Amovich	.290	H.Martin	.283	Klein	.325
1938	Atwood	.196	Amovich	.275	H.Martin	.298	Klein	.247
1939	S.Davis	.307	Amovich	.324	H.Martin	.282	Marty	.254
1940	Warren	.246	Rizzo	.292	Marty	.270	Klein	.218
1941	Warren	.214	Litwhiler	.305	Marty	.268	Benjamin	.235
1942	Warren	.209	Litwhiler	.271	L.Waner	.261	Northey	.251
1943	Livingston	.249	Triplett	.272	E.Adams	.256	Northey	.278
1944	Finley	.249	Waddell	.277	E.Adams	.283	Northey	.288
1945	Seminick	.239	Triplett	.240	DiMaggio	.257	Dinges	.287
1946	Seminick	.264	Ennis	.313	Wyrostek	.281	Northey	.249
1947	Seminick	.252	Ennis	.275	Walker	.371	Wyrostek	.273
1948	Seminick	.225	Blatnik	.260	Ashburn	.333	Ennis	.290

## *REGULARS BY POSITIONS*

YEAR	FIRST BASE	AVG.	SECOND BASE	AVG.	SHORTSTOP	AVG.	THIRD BASE	AVG.
1949	Sisler	.289	E.Miller	.207	Hamner	.263	Jones	.244
1950	Waitkus	.284	Goltal	.234	Hamner	.270	Jones	.267
1951	Waitkus	.257	Caballero	.186	Hamner	.255	Jones	.285
1952	Waitkus	.289	Ryan	.241	Hamner	.275	Jones	.250
1953	Torgeson	.274	Hamner	.276	Kazanski	.217	Jones	.225
1954	Torgeson	.271	Hamner	.299	Morgan	.262	Jones	.271
1955	Blaylock	.208	Morgan	.232	Smalley	.196	Jones	.258
1956	Blaylock	.254	Kazanski	.211	Hamner	.224	Jones	.277
1957	Bouchee	.293	Hamner	.227	Fernandez	.262	Jones	.218
1958	Bouchee	.257	Hemus	.284	Fernandez	.230	Jones	.271
1959	Bouchee	.285	S.Anderson	.218	Koppe	.261	Freese	.268
1960	Herrera	.281	Taylor	.287	Amaro	.231	Dark	.242
1961	Herrera	.258	Taylor	.250	Amaro	.257	C.Smith	.248
1962	Sievers	.262	Taylor	.259	Wine	.244	Dermeter	.307
1963	Sievers	.240	Taylor	.281	Wine	.215	Hoak	.231
1964	Herrnstein	.234	Taylor	.251	Wine	.212	Allen	.318
1965	Stuart	.234	Taylor	.229	Wine	.228	Allen	.302
1966	White	.276	C.Rojas	.268	Groat	.260	Allen	.317
1967	White	.250	C.Rojas	.259	Wine	.190	Allen	.307
1968	White	.239	C.Rojas	.232	Pena	.260	Taylor	.250
1969	Allen	.288	C.Rojas	.228	Money	.229	Taylor	.262
1970	D.Johnson	.256	Doyle	.208	Bowa	.250	Money	.295
1971	D.Johnson	.265	Doyle	.231	Bowa	.249	J.Vukovich	.166
1972	Hutton	.260	Doyle	.249	Bowa	.250	Money	.222
1973	Montanez	.263	Doyle	.273	Bowa	.211	Schmidt	.196
1974	Montanez	.304	Cash	.300	Bowa	.275	Schmidt	.282
1975	Allen	.233	Cash	.305	Bowa	.305	Schmidt	.249
1976	Allen	.268	Cash	.284	Bowa	.248	Schmidt	.262
1977	Hebner	.285	Sizemore	.281	Bowa	.280	Schmidt	.274
1978	Hebner	.283	Sizemore	.219	Bowa	.294	Schmidt	.251
1979	Rose	.331	Trillo	.260	Bowa	.241	Schmidt	.253
1980	Rose	.282	Trillo	.292	Bowa	.267	Schmidt	.286
1981	Rose	.325	Trillo	.287	Bowa	.283	Schmidt	.316
1982	Rose	.271	Trillo	.271	DeJesus	.239	Schmidt	.280
1983	Rose	.245	Morgan	.230	DeJesus	.254	Schmidt	.256
1984	Matuszek	.248	Samuel	.272	DeJesus	.257	Schmidt	.277
1985	Schmidt	.277	Samuel	.264	Jeltz	.189	Schu	.252
1986	V.Hayes	.305	Samuel	.266	Jeltz	.219	Schmidt	.290
1987	V.Hayes	.277	Samuel	.272	Jeltz	.232	Schmidt	.293
1988	V.Hayes	.272	Samuel	.243	Jeltz	.187	Schmidt	.249
1989	Jordan	.285	Herr	.287	Thon	.271	C.Hayes	.257
1990	Jordan	.241	Herr	.261	Thon	.255	C.Hayes	.258
1991	Kruk	.294	Morandini	.249	Thon	.252	C.Hayes	.230
1992	Kruk	.323	Morandini	.265	Bell	.204	Hollins	.270
1993	Kruk	.316	Morandini	.247	Stocker	.324	Hollins	.273
1994	Kruk	.302	Morandini	.292	Stocker	.273	Hollins	.222
1995	Hollins	.229	Morandini	.283	Stocker	.218	C.Hayes	.276

### *SEASONS IN WHICH STARTING OUTFIELD HIT .300*

- 1892 – Billy Hamilton (.330), Ed Delahanty (.306), Sam Thompson (.305)
- 1893 – Ed Delahanty (.368), Billy Hamilton (.380), Sam Thompson (.370)
- 1894 – Ed Delahanty (.400), Billy Hamilton (.399), Sam Thompson (.404)
- 1895 – Ed Delahanty (.399), Billy Hamilton (.389), Sam Thompson (.392)
- 1898 – Ed Delahanty (.334), Duff Cooley (.312), Elmer Flick (.313)
- 1899 – Ed Delahanty (.408), Roy Thomas (.325), Elmer Flick (.342)
- 1901 – Ed Delahanty (.357), Roy Thomas (.309), Elmer Flick (.336)
- 1922 – Cliff Lee (.322), Cy Williams (.308), Curt Walker (.337)
- 1926 – Johnny Mookan (.303), Freddy Leach (.329), Cy Williams (.345)
- 1929 – Lefty O'Doul (.398), Denny Sothorn (306), Chuck Klein (.356)
- 1932 – Hal Lee (.303), Kiddo Davis (.309), Chuck Klein (.348)
- 1933 – Wes Schulmerich (.334), Chick Fullis (.309), Chuck Klein (.368)
- 1976 – Greg Luzinski (.304), Garry Maddox (.330), Jay Johnstone (.318)

## REGULARS BY POSITIONS

YEAR	CATCHER	AVG.	LEFTFIELD	AVG.	CENTER	AVG.	RIGHTFIELD	AVG.
1949	Seminick	.243	Ennis	.302	Ashburn	.284	Nicholson	.234
1950	Seminick	.288	Sisler	.296	Ashburn	.303	Ennis	.311
1951	Seminick	.227	Sisler	.287	Ashburn	.344	Ennis	.267
1952	Burgess	.296	Ennis	.289	Ashburn	.282	Wyrostek	.274
1953	Burgess	.292	Ennis	.285	Ashburn	.330	Wyrostek	.271
1954	Burgess	.368	Ennis	.261	Ashburn	.313	Clark	.240
1955	Seminick	.246	Ennis	.296	Ashburn	.338	Greengrass	.272
1956	Lopata	.267	Ennis	.260	Ashburn	.303	Valo	.289
1957	Lopata	.237	H.Anderson	.268	Ashburn	.297	Repulski	.260
1958	Lopata	.248	H.Anderson	.301	Ashburn	.350	Post	.282
1959	Sawatski	.293	H.Anderson	.240	Ashburn	.266	Post	.254
1960	Coker	.214	Callison	.260	DeIGreco	.237	K.Walters	.239
1961	Dalrymple	.220	Callison	.266	Gonzalez	.277	Demeter	.257
1962	Dalrymple	.276	Savage	.266	Gonzalez	.302	Callison	.300
1963	Dalrymple	.252	Covington	.303	Gonzalez	.306	Callison	.284
1964	Dalrymple	.238	Covington	.280	Gonzalez	.278	Callison	.274
1965	Dalrymple	.213	A.Johnson	.294	Gonzalez	.295	Callison	.262
1966	Dalrymple	.245	Gonzalez	.286	Briggs	.282	Callison	.276
1967	Dalrymple	.172	Gonzalez	.339	Briggs	.232	Callison	.261
1968	Ryan	.179	Allen	.263	Gonzalez	.264	Callison	.244
1969	Ryan	.204	Briggs	.238	Hisle	.266	Callison	.265
1970	McCarver	.287	Briggs	.270	Hisle	.205	R.Stone	.262
1971	McCarver	.278	Gamble	.221	Montanez	.255	Freed	.221
1972	Bateman	.222	Luzinski	.281	Montanez	.247	Robinson	.239
1973	Boone	.261	Luzinski	.285	Unser	.289	Robinson	.288
1974	Boone	.242	Luzinski	.272	Unser	.264	M.Anderson	.251
1975	Boone	.246	Luzinski	.300	Maddox	.291	M.Anderson	.259
1976	Boone	.271	Luzinski	.304	Maddox	.330	Johnstone	.318
1977	Boone	.284	Luzinski	.309	Maddox	.292	McBride	.339
1978	Boone	.283	Luzinski	.265	Maddox	.288	McBride	.269
1979	Boone	.286	Luzinski	.252	Maddox	.281	McBride	.280
1980	Boone	.229	Luzinski	.228	Maddox	.259	McBride	.309
1981	Boone	.211	Matthews	.301	Maddox	.263	McBride	.271
1982	Diaz	.288	Matthews	.281	Maddox	.284	Dernier	.249
1983	Diaz	.236	Matthews	.258	Maddox	.275	V.Hayes	.265
1984	Virgil	.261	Wilson	.240	V.Hayes	.292	Lezcano	.277
1985	Virgil	.246	Stone	.265	V.Hayes	.263	Wilson	.275
1986	Russell	.241	Redus	.247	Thompson	.251	Wilson	.271
1987	Parrish	.245	James	.293	Thompson	.302	Wilson	.264
1988	Parrish	.215	Bradley	.264	Thompson	.288	James	.242
1989	Daulton	.201	Kruk	.300	Dykstra	.237	V.Hayes	.259
1990	Daulton	.268	Kruk	.291	Dykstra	.325	V.Hayes	.261
1991	Daulton	.196	Chamberlain	.240	Dykstra	.297	Murphy	.252
1992	Daulton	.270	Duncan	.267	Dykstra	.301	Amaro	.219
1993	Daulton	.257	Incaviglia	.274	Dykstra	.305	Eisenreich	.318
1994	Daulton	.300	Incaviglia	.230	Dykstra	.273	Eisenreich	.300
1995	Daulton	.249	Jefferies	.306	VanSlyke	.243	Eisenreich Whiten	.316 .269

### MOST YEARS REGULAR STARTER BY POSITION

Position	Player	Years
RHP	Robin Roberts	14 (1948 - 61)
LHP	Steve Carlton	15 (1972 - 86)
C	Jack Clements	10 (1885 + 1887 - 95)
1B	Fred Luderus	9 (1911 - 19)
2B	Otto Knabe	7 (1907 - 13)
3B	Mike Schmidt	15 (1973 - 84 + 1986 - 88)
SS	Larry Bowa	12 (1970 - 81)
LF	Sherry Magee	9 (1905 - 13)
	Greg Luzinski	9 (1972 - 80)
CF	Richie Ashburn	12 (1948 - 59)
RF	Chuck Klein	9 (1928 - 30 + 1932 - 33 + 1936 - 38 + 1940)

# YEAR BY YEAR FINISH

## 8 – TEAM LEAGUE

Year	Manager	Finish	Won	Lost	T	Pct.	Attendance
1883	Bob Ferguson & Bill Purcell	8	17	81	1	.178	—
1884	Harry Wright	6	39	73	1	.350	—
1885	Harry Wright	3	56	54	1	.509	—
1886	Harry Wright	4	71	43	5	.618	—
1887	Harry Wright	2	75	48	5	.605	—
1888	Harry Wright	3	69	61	1	.531	—
1889	Harry Wright	4	63	64	3	.496	—
1890	Harry Wright, Jack Clements, Al Reach, Bob Allen	3	78	54	1	.590	—
1891	Harry Wright	4	68	69	1	.496	—

## 12 – TEAM LEAGUE

Year	Manager	Finish	Won	Lost	T	Pct.	Attendance
1892	Harry Wright	4	87	66	1	.568	—
1893	Harry Wright	4	72	57	4	.556	—
1894	Arthur Irwin	4	71	57	1	.554	—
1895	Arthur Irwin	3	78	53	2	.594	—
1896	Billy Nash	8	62	68	0	.477	—
1897	George Stallings	10	55	77	2	.418	—
1898	George Stallings & Bill Shettsline	6	78	71	1	.523	—
1899	Bill Shettsline	3	94	58	2	.617	—

## 8 – TEAM LEAGUE

Year	Manager	Finish	Won	Lost	T	Pct.	Attendance
1900	Bill Shettsline	3	75	63	3	.543	—
1901	Bill Shettsline	2	83	57	0	.593	234,937
1902	Bill Shettsline	7	56	81	1	.409	112,006
1903	Chief Zimmer	7	49	86	4	.367	151,729
1904	Hugh Duffy	8	52	100	3	.345	140,771
1905	Hugh Duffy	4	83	69	3	.545	317,932
1906	Hugh Duffy	4	71	82	1	.464	294,680
1907	Bill Murray	3	83	64	2	.564	341,216
1908	Bill Murray	4	83	71	1	.539	420,660
1909	Bill Murray	5	74	79	1	.484	303,177
1910	Charlie Dootin	4	78	75	4	.510	296,597
1911	Charlie Dootin	4	79	73	1	.520	416,000
1912	Charlie Dootin	5	73	79	0	.480	250,000
1913	Charlie Dootin	2	88	63	8	.579	470,000
1914	Charlie Dootin	6	74	80	0	.481	138,474
1915	Pat Moran	1	90	62	1	.592	449,898
1916	Pat Moran	2	91	62	1	.594	515,365
1917	Pat Moran	2	87	65	2	.571	354,428
1918	Pat Moran	6	55	68	2	.448	122,266
1919	Jack Coombs & Gavvy Cravath	8	47	90	1	.344	240,424
1920	Gavvy Cravath	8	62	91	0	.405	330,998
1921	Bill Donovan & Kaiser Wilhelm	8	51	103	0	.331	273,961
1922	Kaiser Wilhelm	7	57	96	1	.373	232,471
1923	Art Fletcher	8	50	104	1	.326	228,163
1924	Art Fletcher	7	55	96	1	.365	299,818
1925	Art Fletcher	6*	68	85	0	.444	304,905
1926	Art Fletcher	8	58	93	1	.385	240,600
1927	Stuffy McInnis	8	51	103	1	.332	305,420
1928	Burt Shotton	8	43	109	0	.283	182,168
1929	Burt Shotton	5	71	82	1	.464	281,200
1930	Burt Shotton	8	52	102	2	.340	299,007
1931	Burt Shotton	6	66	88	1	.429	284,849
1932	Burt Shotton	4	78	76	0	.506	268,914
1933	Burt Shotton	7	60	92	0	.395	156,421
1934	Jimmy Wilson	7	56	93	0	.376	169,885
1935	Jimmy Wilson	7	64	89	3	.420	205,470
1936	Jimmy Wilson	8	54	100	0	.351	249,219
1937	Jimmy Wilson	7	61	92	2	.400	212,790
1938	Jimmy Wilson & Hans Lobert	8	45	105	1	.301	161,111
1939	Doc Prothro	8	45	106	1	.299	277,973
1940	Doc Prothro	8	50	103	0	.327	207,177
1941	Doc Prothro	8	43	111	1	.281	231,401
1942	Hans Lobert	8	42	109	0	.278	230,183
1943	Bucky Harris & Fred Fitzsimmons	7	64	90	3	.417	466,975
1944	Fred Fitzsimmons	8	61	92	1	.399	369,586
1945	Fred Fitzsimmons & Ben Chapman	8	46	108	0	.299	285,057
1946	Ben Chapman	5	69	85	1	.448	1,045,247
1947	Ben Chapman	7*	62	92	1	.403	907,332
1948	Ben Chapman, Dusty Cooks & Eddie Sawyer	6	66	88	1	.429	767,429
1949	Eddie Sawyer	3	81	73	0	.526	819,698
1950	Eddie Sawyer	1	91	63	3	.589	1,217,035

# YEAR BY YEAR FINISH

Year	Manager	Finish	Won	Lost	T	Pct.	Attendance
1951	Eddie Sawyer	5	73	81	0	.474	937,658
1952	Eddie Sawyer & Steve O'Neill	4	87	67	0	.565	755,417
1953	Steve O'Neill	3*	83	71	2	.538	853,644
1954	Steve O'Neill & Terry Moore	4	75	79	0	.487	738,991
1955	Mayo Smith	4	77	77	0	.500	922,886
1956	Mayo Smith	5	71	83	0	.461	934,798
1957	Mayo Smith	5	77	77	2	.500	1,146,230
1958	Mayo Smith & Eddie Sawyer	8	69	85	0	.448	931,110
1959	Eddie Sawyer	8	64	90	1	.416	802,815
1960	Eddie Sawyer, Andy Cohen & Gene Mauch	8	59	95	0	.383	862,205
1961	Gene Mauch	6	47	107	1	.306	590,205

## 10 - TEAM LEAGUE

Year	Manager	Finish	Won	Lost	T	Pct.	Attendance
1962	Gene Mauch	7	81	80	0	.503	762,034
1963	Gene Mauch	4	87	75	0	.537	907,141
1964	Gene Mauch	2*	92	70	0	.568	1,425,891
1965	Gene Mauch	6	85	76	1	.528	1,166,376
1966	Gene Mauch	4	87	75	0	.537	1,108,201
1967	Gene Mauch	5	82	80	0	.506	828,888
1968	Gene Mauch, George Myatt & Bob Skinner	7*	76	86	0	.469	664,645

## Two 6 - TEAM DIVISIONS

Year	Manager	Finish	Won	Lost	T	Pct.	Attendance
1969	Bob Skinner & George Myatt	5	63	99	0	.389	519,414
1970	Frank Lucchesi	5	73	88	0	.453	708,247
1971	Frank Lucchesi	6	67	95	0	.414	1,511,233
1972	Frank Lucchesi & Paul Owens	6	59	97	0	.378	1,343,329
1973	Danny Ozark	6	71	91	0	.438	1,475,934
1974	Danny Ozark	3	80	82	0	.494	1,808,648
1975	Danny Ozark	2	86	76	0	.531	1,909,233
1976	Danny Ozark	1**	101	61	0	.623	2,480,150
1977	Danny Ozark	1**	101	61	0	.623	2,700,070
1978	Danny Ozark	1**	90	72	0	.556	2,583,389
1979	Danny Ozark & Dallas Green	4	84	78	1	.519	2,775,011
1980	Dallas Green	1**	91	71	0	.562	2,651,650
1981	Dallas Green	3#	59	48	0	.551	1,638,932
1982	Pat Corrales	2	89	73	0	.549	2,376,394
1983	Pat Corrales & Paul Owens	1**	90	72	1	.556	2,128,339
1984	Paul Owens	4	81	81	0	.500	2,062,696
1985	John Felske	5	75	87	0	.463	1,830,350
1986	John Felske	2	86	75	0	.534	1,933,355
1987	John Felske & Lee Elia	4	80	82	0	.494	2,100,110
1988	Lee Elia & John Vukovich	6	65	96	1	.404	1,990,041
1989	Nick Leyva	6	67	95	1	.411	1,881,985
1990	Nick Leyva	4*	77	85	0	.475	1,992,484
1991	Nick Leyva & Jim Fregosi	3	78	84	0	.481	2,050,012
1992	Jim Fregosi	6	70	92	0	.432	1,927,448

## TWO 7 - TEAM DIVISIONS

Year	Manager	Finish	Won	Lost	T	Pct.	Attendance
1993	Jim Fregosi	1**	97	65	0	.599	3,137,674

## THREE DIVISIONS (ONE 4-TEAM; TWO 5-TEAM)

Year	Manager	Finish	Won	Lost	T	Pct.	Attendance
1994	Jim Fregosi	4	54	61	0	.470	2,290,971
1995	Jim Fregosi	2	69	75	0	.479	2,043,588

\* Tied \*\* NL Eastern Division Champions

# Won 1st half (34-24, 1 1/2 ahead); third in 2nd half

# YEARLY WON/LOST

YEAR	HOME	ROAD	DAY	NIGHT	X-INN	SHO	1-RUN	LHP	RHP	DH
1910	40-36-2	38-39-2	78-75-4	-	-	-	-	-	-	-
1911	42-34	37-39-1	79-73-1	-	8-8	20-11	23-22	-	-	5-8
1912	34-41	39-38	73-79	-	5-7	10-13	21-20	-	-	4-8-10
1913	43-33-2	45-30-6	88-63-8	-	10-9-6	18-6-2	34-18	-	-	7-7-9
1914	48-30	26-50	74-80	-	11-5	13-10	22-25	-	-	7-6-12
1915	49-27	41-35-1	90-62-1	-	10-6	21-15	22-23	-	-	8-5-8
1916	50-29	41-33-1	91-62-1	-	9-4	24-12-1	29-14	-	-	9-6-11
1917	46-29-1	41-36-1	87-65-2	-	7-7-1	21-11-1	29-19	-	-	10-5-15
1918	27-29-1	28-39-1	55-68-2	-	6-8-2	10-16	24-21	-	-	4-10-10
1919	26-44-1	21-46	47-90-1	-	8-7-1	6-12	14-20	-	-	2-13-10
1920	32-45	30-46	62-91	-	8-14	8-13	22-24	-	-	5-2-10
1921	29-47	22-56	51-103	-	3-10	5-11	25-21	-	-	2-10-10
1922	35-41-1	22-55	57-96-1	-	7-9-1	6-13	14-23	-	-	5-8-12

# YEARLY WON/LOST

YEAR	HOME	ROAD	DAY	NIGHT	X-INN	SHO	1-RUN	LHP	RHP	DH
1923	20-55	30-49-1	50-104-1	-	3-10-1	3-9	14-28	-	-	3-7-9
1924	26-49-1	29-47	55-96-1	-	7-17-1	7-4	19-35	-	-	4-14-10
1925	38-39	30-46	68-85	-	5-8	8-4	16-19	15-30	53-55	5-8-12
1926	33-42	25-51	58-93	-	3-5	5-6	17-22	18-25	40-68	4-8-8
1927	34-43	17-60	51-103	-	2-10	5-12	17-28	9-27	42-76	3-13-12
1928	26-49	17-60	43-109	-	3-11	4-6	16-35	12-31	31-78	4-13-10
1929	39-37	32-45	71-82	-	4-8	4-2	20-18	26-24	45-58	8-8-12
1930	36-43	16-59	52-102	-	3-7	3-3	18-28	25-24	27-28	2-15-10
1931	40-36	26-52	66-88	-	2-5	4-6	22-18	22-29	44-59	6-13-17
1932	45-32	33-44	78-76	-	11-7	4-10	20-25	22-15	56-61	6-8-9
1933	32-40	28-52	60-92	-	6-7	10-9	26-20	11-19	49-73	4-12-19
1934	35-36	21-57	56-93	-	9-4	8-11	22-23	7-24	49-69	3-14-12
1935	35-43	29-46	64-88	0-1	6-5	8-14	23-20	18-29	46-60	7-10-17
1936	30-48	24-52	54-99	0-1	5-9	7-9	12-34	14-32	40-68	4-7-15
1937	29-45	32-47	60-92	1-0	3-10	6-11	15-23	18-30	43-62	4-8-15
1938	26-48	19-57	45-103	0-2	6-8	3-17	22-30	12-25	33-80	3-14-15
1939	29-44	16-62	43-99	2-7	2-8	3-18	25-25	10-13	35-93	3-17-10
1940	24-55	26-48	47-94	3-9	4-10	5-19	12-27	11-15	39-88	3-15-14
1941	23-52	20-59	40-102	3-9	7-9	4-22	16-28	6-12	37-99	2-16-12
1942	23-51	19-58	35-93	7-16	9-10	2-16	23-29	5-17	37-92	2-17-15
1943	33-43	31-47	54-80	10-10	6-7	10-15	25-29	8-14	56-76	11-14-18
1944	29-49	32-43	49-62	12-30	6-16	11-13	25-35	10-13	51-79	3-13-25
1945	22-55	24-53	38-88	8-20	3-5	4-20	20-33	5-11	41-97	4-17-23
1946	41-36	28-49	50-67	19-18	5-7	11-14	25-25	11-15	58-70	6-10-18
1947	38-38	24-54	50-61	12-31	6-6	8-12	19-29	13-23	49-69	7-8-12
1948	32-44	34-44	49-56	17-32	2-8	6-13	20-24	17-22	49-66	8-9-10
1949	40-37	41-36	55-49	26-24	9-8	12-8	28-25	28-26	53-46	6-7-11
1950	48-29	43-34	53-44	36-19	7-4-2	13-11	29-16	22-15	69-48	6-6-15
1951	38-39	35-42	39-50	34-31	7-10	19-13	24-29	16-20	57-61	6-4-10
1952	47-29	40-38	40-37	47-30	8-9	17-11	24-26	21-15	68-52	11-5-15
1953	48-29	35-42	40-36	43-35	5-4	12-13	27-20	30-30	53-41	7-6-13
1954	39-39	36-40	39-39	36-40	9-7	14-16	19-28	31-29	43-50	9-8-8
1955	46-31	31-46	36-40	41-37	7-6	11-5	18-26	29-15	48-62	8-9-12
1956	40-37	31-46	34-44	37-39	6-10	4-5	17-25	10-10	61-73	5-6-18
1957	38-39	39-38	43-37	34-40	8-7	9-9	23-20	18-12	59-56	6-6-11
1958	35-42	34-43	34-43	35-42	10-10	6-10	27-29	15-29	54-55	5-10-6
1959	37-40	27-50	32-42	32-48	1-6	8-16	23-32	16-32	48-58	5-5-13
1960	31-46	28-49	24-40	35-55	12-9	6-20	23-28	18-29	41-66	3-8-6
1961	22-55	25-52	24-40	23-67	6-11	9-12	19-35	17-37	30-70	1-7-10
1962	46-34	35-46	32-40	49-40	6-4	7-8	26-14	31-27	50-59	7-9-10
1963	45-36	42-39	40-36	47-39	14-8	12-14	29-31	23-31	64-44	7-1-12
1964	46-35	46-35	30-31	62-39	6-7	17-11	28-18	30-30	62-40	6-2-5
1965	45-35	40-41	33-27	52-49	11-9	17-10	28-26	29-26	47-60	4-5-8
1966	48-33	39-42	28-26	59-49	11-8	15-11	30-28	32-30	55-45	4-5-3
1967	45-35	37-45	30-29	52-51	12-5	17-13	26-32	31-24	51-56	7-2-6
1968	38-43	38-43	25-25	51-61	9-2	12-14	37-29	29-26	47-60	4-5-8
1969	30-51	33-48	20-34	42-65	3-8	14-22	20-26	14-16	49-83	2-7-8
1970	40-40	33-48	27-29	46-59	14-9	8-15	29-25	18-26	55-62	6-3-5
1971	34-47	33-48	24-26	43-69	8-12	10-17	26-30	19-26	48-69	1-2-11
1972	28-51	31-46	19-29	40-68	5-9	13-13	20-29	13-31	46-66	1-5-10
1973	38-43	33-48	21-31	50-60	3-11	11-15	24-29	18-29	53-62	3-3-4
1974	46-35	34-47	24-26	58-56	3-8	4-16	29-25	20-29	60-53	6-2-4
1975	51-30	35-46	24-27	62-49	11-7	11-6	24-27	13-16	73-60	5-1-5
1976	53-28	48-33	36-23	65-38	7-7	9-10	28-24	31-17	70-44	4-2-5
1977	60-21	41-40	30-22	71-39	9-7	4-10	22-23	22-16	79-45	3-2-2
1978	54-28	36-44	30-24	60-48	7-5	9-11	25-22	29-15	61-57	5-4-7
1979	43-28	41-40	28-28	56-50	11-3	14-12	31-22	20-15	64-63	1-3-8
1980	49-32	42-39	25-25	66-46	13-9	8-12	32-28	21-17	70-54	2-4-2
1981	36-19	23-29	17-13	42-35	4-7	5-4	15-18	13-8	46-40	0-1-3
1982	51-30	38-43	27-23	62-50	9-7	13-15	30-21	18-11	71-62	3-1-2
1983	50-31	40-41	29-19	61-53	10-5	10-12	23-23	17-18	73-54	3-0-8
1984	39-42	42-39	26-25	55-56	4-10	6-10	25-29	20-28	61-63	2-2-2
1985	41-40	34-47	26-26	49-61	8-8	9-13	23-35	23-27	52-60	0-2-2
1986	49-31	37-44	27-28	59-47	13-8	11-7	34-25	27-21	59-54	0-0-2
1987	43-48	37-44	25-23	55-59	10-6	7-5	27-21	25-23	55-59	2-0-0
1988	38-42	27-54	21-21	44-75	5-9	6-16	20-26	20-29	45-67	1-0-3
1989	38-42	29-53	14-27	53-68	5-4	10-16	20-23	19-36	48-59	0-2-6
1990	41-40	36-45	21-20	56-65	8-8	7-11	28-26	28-25	49-60	2-2-1
1991	47-36	31-48	20-26	58-58	16-9	11-12	36-27	30-32	48-52	0-0-0
1992	41-40	29-52	17-30	53-62	5-7	7-9	21-31	29-38	41-54	2-2-2
1993	52-29	45-36	26-20	71-45	11-7	11-2	23-20	20-13	86-47	0-0-1
1994	34-26	20-35	15-21	39-40	2-6	6-7	12-26	15-16	39-45	0-0-2
1995	35-37	34-38	16-25	53-50	9-8	8-9	20-23	20-27	48-49	1-1-0

## *SERVICE TIME*

### *PLAYERS WITH MOST SEASONS WITH PHILLIES*

Seasons	Players	Years
18 -	Mike Schmidt	1972-89
16 -	Granny Hamner	1944-59
15 -	Chuck Klein	1928-33; 36-44
	Tony Taylor	1960-71; 74-76
	Steve Carlton	1972-86
14 -	Jack Clements	1884-97
	Robin Roberts	1948-61
	Chris Short	1959-72
13 -	Ed Delahanty	1888-9; 91-1901
	Red Dooin	1902-14
	Cy Williams	1918-30
	Willie Jones	1947-59
	Curt Simmons	1947-50; 52-60
12 -	Roy Thomas	1899-1908; 10-11
	Andy Seminick	1943-51; 55-57
	Richie Ashburn	1948-59
	Larry Bowa	1970-81
	Garry Maddox	1975-86
	Darren Daulton	1983; 1985-present

### *PLAYING WITH PHILS THREE DIFFERENT TIMES*

Player	1st Time	2nd Time	3rd Time
Bill Duggleby	1898	1901	1902-1907
Bill Hallman	1888-89	1892-97	1901-03
Chuck Klein	1928-33	1936-39	1940-44

### *ATHLETES WITH MOST CONTINUOUS YEARS OF SERVICE IN PHILADELPHIA*

Seasons	Player	Team	Years
18	Mike Schmidt	Phillies	1972-89
16	Granny Hamner	Phillies	1944-59
15	Bobby Clark	Flyers	1969-84
15	Jimmy Dykes	A's	1918-32
15	Steve Carlton	Phillies	1972-86
14	Cy Perkins	A's	1917-30
14	Robin Roberts	Phillies	1948-61
14	Chuck Bednarik	Eagles	1949-62
14	Chris Short	Phillies	1959-72

### *ENTIRE CAREER PLAYED WITH PHILS*

#### Retired Players

18 Years	Mike Schmidt
11 Years	Larry Christenson
10 Years	Terry Harmon, Bob Miller
8 Years	Putsy Caballero
7 Years	John Boozer, George Chalmers, Jack Meyer

### *DID YOU KNOW?*

The largest trade in Phillies history involved eight players. There were two eight player deals involving the Phils:

On October 7, 1969, Richie Allen, Cookie Rojas and Jerry Johnson were traded to St. Louis for Curt Flood, Tim McCarver, Joe Hoerner and Byron Browne. Flood refused to report and the Cardinals sent Willie Montanez and Bob Browning in his place.

On February 23, 1979, the Phillies traded Barry Foote, Ted Sizemore, Jerry Martin, Derek Botelho and Henry Mack to the Cubs for Manny Trillo, Greg Gross and Dave Rader.

---

## TRADES

---

### *MOST RECENT TRADE WITH EACH TEAM (player for player deals only)*

#### NATIONAL LEAGUE

- Atlanta** - May 28, 1992 - Donnie Elliott for Ben Rivera  
**Chicago** - April 12, 1994 - Kevin Foster for Shawn Boskie  
**Cincinnati** - August 8, 1995 - Mariano Duncan for Brian Koelling  
**Florida** - November 17, 1992 - Joel Adamson and Matt Whisenant for Danny Jackson  
**Houston** - July 31, 1994 - Milt Thompson for Tom Edens  
**Los Angeles** - July 2, 1992 - Steve Searcy and a player to be named later (Julio Peguero) for Stan Javier  
**Montreal** - December 9, 1991 - Darrin Fletcher and cash for Barry Jones  
**New York** - August 31, 1990 - Tommy Herr for Rocky Elli and Nikco Riesgo  
**Pittsburgh** - August 30, 1990 - Carmelo Martinez for Wes Chamberlain, Julio Peguero and a player to be named later (Tony Longmire)  
**St. Louis** - December 16, 1988 - Milt Thompson for Steve Lake and Curt Ford  
**San Diego** - July 3, 1993 - Tim Mauser for Roger Mason  
**San Francisco** - October 6, 1995 - Jeff Juden and Tommy Eason for Mike Benjamin

#### AMERICAN LEAGUE

- Baltimore** - June 18, 1995 - Gene Harris for Andy Van Slyke  
**Boston** - January 29, 1996 - Heathcliff Slocumb, Rick Holifield and Larry Wimberly for Lee Tinsley, Glenn Murray and Ken Ryan  
**California** - August 9, 1995 - Dave Gallagher for Kevin Flora and Russ Springer  
**Chicago** - September 1, 1993 - Doug Lindsey for Donn Pall  
**Cleveland** - November 2, 1993 - Ruben Amaro, Jr. for Heathcliff Slocumb  
**Detroit** - March 24, 1984 - Willie Hernandez and Dave Bergman for Glenn Wilson and John Wockenfuss  
**Kansas City** - March 31, 1990 - Steve Jeltz for Jose DeJesus  
**Milwaukee** - December 11, 1991 - Bruce Ruffin for Dale Sveum  
**Minnesota** - Decemebr 5, 1992 - Mike Hartley for David West  
**New York** - February 9, 1994 - Terry Mulholland and Jeff Patterson for Bobby Munoz, Kevin Jordan and Ryan Karp  
**Oakland** - May 2, 1973 - Deron Johnson for Jack Bastable  
**Seattle** - July 21, 1994 - Shawn Boskie for Fred McNair  
**Texas** - September 13, 1985 - Rich Surhoff for Dave Stewart  
**Toronto** - December 6, 1995 - Paul Quantrill for Howard Battle and Ricardo Jordan

---

## FREE AGENCY

---


Free agency came about in 1976 when 24 players refused to sign contracts and opted for, at season's end, the right to participate in a re-entry draft.

That draft took place in New York on November 4. Clubs were permitted to select players with whom they could negotiate. There was no compensation for clubs who lost players in this draft.

In later years, the draft was abolished and compensation was required.

Other than signing their own players who had opted for free agency and free agent players signed after being released, the Phillies involvement in the free agent market has been:

- |       |  |
|-------|--|
| 1976: | Signed Richie Hebner from Pittsburgh<br>Lost Dave Cash to Montreal   |
| 1978: | Signed Pete Rose from Cincinnati   |
| 1984: | Lost Sixto Lezcano to Pittsburgh   |
| 1987: | Signed Lance Parrish from Detroit<br>Signed David Palmer from Atlanta  |
| 1989: | Signed Carmelo Martinez from San Diego   |
| 1990: | Signed Wally Backman from Pittsburgh   |
| 1992: | Signed Mariano Duncan from Cincinnati  |
| 1993: | Signed Pete Incaviglia from Houston<br>Signed Milt Thompson from St. Louis<br>Signed Jim Eisenreich from Kansas City |
| 1994: | Lost Danny Jackson to St. Louis<br>Signed Gregg Jefferies from St. Louis   |
| 1995: | Signed Todd Zeile from Chicago Cubs<br>Signed Benito Santiago from Cincinnati  |



**MIKE SCHMIDT  
LEADS PHILLIES WITH 12  
ALL-STAR GAME SELECTIONS**

**AWARDS**

<i>All-Star Game Selections</i> .....	52
<i>Award Winners</i> .....	54
<i>Gold Gloves</i> .....	54
<i>Hall Of Fame</i> .....	56
<i>NL Monthly</i> .....	55
<i>NL Weekly</i> .....	55
<i>Paul Owens</i> .....	55
<i>Phillies All-Star History</i> .....	53
<i>Silver Sluggers</i> .....	54
<i>Triple Crown</i> .....	55

# ALL STAR GAME SELECTIONS

1933	Dick Barzell, ss*	Curt Simmons, lhp*	Pete Rose, 1b	
	Chuck Klein, of*	1958	Mike Schmidt, 3b*	
1935	Jimmy Wilson, c*	Richie Ashburn, of	1980	Steve Carlton, lhp
1936	Pinky Whitney, 3b*	Dick Farrell, rhp	Pete Rose, 1b	
1937	Bucky Walters, rhp	1959	Gene Conley, rhp	
1938	Herschel Martin, of	1960	Tony Taylor, 2b	
1939	Morrie Aronovitch, of	1961	Art Mahaffey, rhp	
1940	Kirby Higbe, rhp	1962	Johnny Callison, of	
	Pinky May, 3b		Art Mahaffey, rhp	
	Hugh Mulcahy, rhp	1963	Ray Culp, rhp	
1941	Cy Blanton, rhp	1964	Jim Bunning, rhp	
1942	Danny Litwhiler, of		Johnny Callison, of	
1943	Babe Dahlgren, 1b		Chris Short, lhp	
1944	Ken Raffensberger, lhp	1965	Richie Allen, 3b*	
1946	Del Ennis, of		Johnny Callison, of	
	Frank McCormick, 1b		Cookie Rojas, 2b	
	Emil Verban, 2b	1966	Richie Allen, 3b	
1947	Schoolboy Rowe, rhp		Jim Bunning, rhp	
	Emil Verban, 2b*	1967	Richie Allen, 3b*	
	Harry Walker, of*		Chris Short, lhp	
1948	Richie Ashburn, of*	1968	Woodie Fryman, lhp	
1949	Andy Seminick, c*	1969	Grant Jackson, lhp	
	Eddie Waitkus, 1b	1970	Joe Hoerner, lhp	
1950	Willie Jones, 3b*	1971	Rick Wise, rhp	
	Jim Konstanty, rhp	1972	Steve Carlton, lhp	
	Robin Roberts, rhp*	1973	Wayne Twitchell, rhp	
	Dick Sisler, of	1974	Larry Bowa, ss*	
1951	Richie Ashburn, of*		Steve Carlton, lhp	
	Del Ennis, of*		Dave Cash, 2b	
	Willie Jones, 3b		Mike Schmidt, 3b	
	Robin Roberts, rhp*	1975	Larry Bowa, ss	
1952	Granny Hamner, ss*		Dave Cash, 2b	
	Robin Roberts, rhp		Greg Luzinski, of	
	Curt Simmons, lhp*		Tug McGraw, lhp	
1953	Richie Ashburn, of	1976	Bob Boone, c	
	Granny Hamner, ss		Larry Bowa, ss	
	Robin Roberts, rhp*		Dave Cash, 2b	
	Curt Simmons, lhp		Greg Luzinski, of*	
1954	Smoky Burgess, c	1977	Mike Schmidt, 3b	
	Granny Hamner, 2b*		Steve Carlton, lhp	
	Robin Roberts, rhp*		Greg Luzinski, of*	
1955	Del Ennis, of*		Mike Schmidt, 3b	
	Stan Lopata, c	1978	Bob Boone, c	
	Robin Roberts, rhp		Larry Bowa, ss*	
1956	Stan Lopata, c		Greg Luzinski, of*	
	Robin Roberts, rhp	1979	Bob Boone, c#	
1957	Jack Sanford, rhp		Larry Bowa, ss*	
			Steve Carlton, lhp*	
			1981	Steve Carlton, lhp
			Pete Rose, 1b	
			1982	Steve Carlton, lhp
			Pete Rose, 1b*	
			Mike Schmidt, 3b*	
			Manny Trillo, 2b*	
			1983	Mike Schmidt, 3b*
			1984	Al Holland, lhp
			Juan Samuel, 2b	
			Mike Schmidt, 3b*	
			1985	Ozzie Virgil, c
			Glenn Wilson, of	
			1986	Shane Rawley, lhp
			Mike Schmidt, 3b*	
			1987	Steve Bedrosian, rhp
			Juan Samuel, 2b	
			Mike Schmidt, 3b*	
			1988	Kevin Gross, rhp
			Lance Parrish, c	
			1989	Von Hayes, of
			Mike Schmidt, 3b###	
			1990	Lenny Dykstra, of*
			1991	John Kruk, 1b
			1992	Darren Daulton, c
			John Kruk, 1b	
			1993	Darren Daulton, c*
			Dave Hollins, 3b	
			John Kruk, 1b*	
			Terry Mulholland, lhp*	
			1994	Martino Duncan, 2b*
			Lenny Dykstra, of*##	
			Danny Jackson, lhp	
			Doug Jones, rhp	
			1995	Darren Daulton, c
			Lenny Dykstra, of*	
			Tyler Green, rhp	
			Mickey Morandini, 2b	
			Heathcliff Slocumb, rhp	

\* Starters

# Started because of injury to Ted Simmons

## Couldn't start because of injury

### Elected starter, but did not play because he retired.

## ALL-STAR GAMES IN PHILADELPHIA

July 13, 1943, Shibe Park

AL	5	8	0
NL	3	10	0

Bobby Doerr's 3-run homer in the second inning propelled the AL Stars to their third straight victory before 31,938. Vince DiMaggio led the NL with a single, triple and home run. **Winner:** Emil Leonard; **Loser:** Mort Cooper. It was the first ASG played entirely under the lights. Game was shortwaved to American fighting men throughout the world.

July 8, 1952, Shibe Park

NL	3	3	0
AL	2	5	0

Only game in ASG history not to go nine innings as rain halted play after five innings. Jackie Robinson hit a solo homer in the first and Hank Sauer hit a two-run homer onto the LF roof in the fourth for all the NL runs. Two Philadelphia pitchers started the game, Curt Simmons (Phillies) and Bobby Shantz (A's). Shantz fanned Whitey Lockman, Robinson and Stan Musial in the fifth to the delight of 32,785 fans. **Winner:** Bob Rush; **Loser:** Bob Lemon. Game was broadcast on Mutual Radio System and on NBC TV.

July 13, 1976, Veterans Stadium

NL	7	10	0
AL	1	5	0

ASG MVP George Foster hit a 3-run homer to lead NL to fifth win in a row. Third largest crowd (63,974) in ASG history included President Gerald Ford. Five Cincinnati Reds were in the starting lineup. For first time in Phillies history, they had five players in the game: Greg Luzinski (starter in LF), Dave Cash (2b), Larry Bowa (ss), Bob Boone (c) and Mike Schmidt (3b). **Winner:** Randy Jones; **Loser:** Mark Fidrych. As estimated 60 million fans watched the game on ABC TV.

# PHILLIES ALL-STAR HISTORY

## MOST SELECTIONS

### Pitchers

Roberts, Robin, 7 times  
Carlton, Steve, 7 times

### Hitters

Schmidt, Mike, 12 times

## ROOKIES

Ennis, Del, of, 1946  
Ashburn, Richie, of, 1948  
Sanford, Jack, rhp, 1957

Culp, Ray, rhp, 1963  
Samuel, Juan, 2b, 1984  
Green, Tyler, rhp, 1995

## WINNING PITCHERS

Raffensberger, Ken, lhp	7-1	7/11/44	Forbes Field
Jones, Doug, rhp	8-7	7/12/94	Three Rivers Stadium
Slocumb, Heathcliff, rhp	3-2	7/11/95	The Ballpark in Arlington

## HOME RUNS

Callison, Johnny, rf	7/07/64	Shea Stadium
Allen, Richie, 3b	7/11/67	Anaheim Stadium
Luzinski, Greg, lf	7/19/77	Yankee Stadium
Schmidt, Mike, 3b	8/09/81	Municipal Stadium

## MVP

Callison, Johnny, RF – 7/7/64 – Shea Stadium  
(Hit 3-run game-winning HR in the bottom of the ninth off Dick Radatz, 7-4.)

## MANAGERS

Sawyer, Eddie	7/10/51	Briggs Stadium	W	8-3
Mauch, Gene	7/13/65	Metropolitan Stadium	W	6-5
Green, Dallas	8/09/81	Municipal Stadium	W	5-4
Owens, Paul	7/10/84	Candlestick Park	W	3-1
Fregosi, Jim	7/12/94	Three Rivers Stadium	W	8-7

## PHILLIES STARTERS

### (Position-by-Position)

	"Firsts"	"Lasts"
C	Wilson, Jimmy, 1935	Daulton, Darren, 1993
1B	Rose, Pete, 1981	Kruk, John, 1993
2B	Verban, Emil, 1947	Duncan, Mariano, 1994
SS	Bartell, Dick, 1933	Bowa, Larry, 1979
3B	Whitney, Pinky, 1936	Schmidt, Mike, 1987
LF	Ennis, Del, 1955	Luzinski, Greg, 1978
CF	Walker, Harry, 1947	Dykstra, Lenny, 1995
RF	Klein, Chuck, 1933	Ennis, Del, 1951
P	Roberts, Robin, 1950	Mulholland, Terry, 1993

## PHILLIES FIRSTS

### Hitters

At Bat	Klein, Chuck, 7/6/33
Run	Ashburn, Richie, 7/13/48
Hit	Klein, Chuck, 7/6/33
Double	Wilson, Jimmy, 7/8/35
Triple	Schmidt, Mike, 7/17/79
Home Run	Callison, Johnny, 7/7/64
RBI	Whitney, Pinky, 7/7/36
Stolen Base	Bowa, Larry, 7/11/78
Error	Seminick, Andy, 7/12/49

### Pitchers

Game	Walters, Bucky, 7/7/37
Win	Raffensberger, Ken, 7/11/44
Loss	Simmons, Curt, 7/9/57
Hit	Walters, Bucky, 7/7/37
Run	Roberts, Robin, 7/11/50
Walk	Roberts, Robin, 7/11/50
Strikeout	Raffensberger, Ken, 7/11/44

## AWARD WINNERS

- MOST VALUABLE PLAYER, NL (BBWAA):** Chuck Klein (1932); Jim Konstanty (1950); Mike Schmidt (1980, 1981, 1986).
- CY YOUNG AWARD, NL (BBWAA)** Steve Carlton (1972, 1977, 1980, 1982); John Denny (1983); Steve Bedrosian (1987).
- ROOKIE OF THE YEAR, NL (BBWAA):** Jack Sanford, p (1957); Richie Allen, 3b (1964).
- MAJOR LEAGUE EXECUTIVE OF THE YEAR (TSN):** Bob Carpenter, (1949); Lee Thomas (1993).
- MOST VALUABLE PLAYER AWARD (TSN):** Chuck Klein, (1931, 1932).
- MAJOR LEAGUE PLAYER OF THE YEAR (TSN):** Robin Roberts, p (1952).
- NL PLAYER OF THE YEAR (TSN):** Mike Schmidt, 3b (1980, 1986).
- NL PITCHER OF THE YEAR (TSN):** Jim Konstanty (1950); Robin Roberts (1952, 1955); Steve Carlton (1972, 1977, 1980, 1982); John Denny (1983); (*Baseball America*) Steve Bedrosian (1987).
- ROOKIE OF THE YEAR (TSN):** Del Ennis, of (1946); Richie Ashburn, of (1948); Ed Bouchee, 1b (1957); Richie Allen, 3b (1964); Lonnie Smith, of (1980); Juan Samuel, 2b (1984).
- ROOKIE PITCHER OF THE YEAR (TSN):** Jack Sanford (1957); Ray Culp (1963).
- MAJOR LEAGUE MANAGER OF THE YEAR (TSN):** Danny Ozark (1976).
- ROBERTO CLEMENTE AWARD (Major League Baseball):** Presented annually to the *player* "Who best typifies the game, both on and off the field." - Greg Luzinski (1978); Garry Maddox (1986).
- NATIONAL LEAGUE MANAGER OF THE YEAR (Associated Press):** Eddie Sawyer (1950); Gene Mauch (1962 & 1964); Danny Ozark (1976); Jim Fregosi (1993).
- MOST VALUABLE PLAYER, LEAGUE CHAMPIONSHIP SERIES (National League):** Manny Trillo (1980); Gary Matthews (1983); Curt Schilling (1993).
- MOST VALUABLE PLAYER, WORLD SERIES (Major League Baseball and SPORT Magazine):** Mike Schmidt (1980).
- MOST VALUABLE PLAYER, ALL-STAR GAME:** Johnny Callison (1964).
- ROLAIDS RELIEF MAN (MLB):** Al Holland (1983); Steve Bedrosian (1987).
- FIREMAN OF THE YEAR, NL (TSN):** Al Holland (1983); Steve Bedrosian (1987).
- COMEBACK PLAYER OF THE YEAR, NL (TSN):** John Denny (1983).
- COMEBACK PLAYER OF THE YEAR, NL (UPI):** John Denny (1983).
- MALE ATHLETE OF THE YEAR (AP):** Jim Konstanty (1950).

### GOLD GLOVE WINNERS (RAWLINGS)

1963 —	Bobby Wine, ss	1979 —	Garry Maddox, of
1964 —	Bobby Shantz, p		Mike Schmidt, 3b
	Ruben Amaro, ss		Bob Boone, c
1966 —	Bill White, 1b		Manny Trillo, 2b
1972 —	Larry Bowa, ss	1980 —	Garry Maddox, of
1975 —	Garry Maddox, of		Mike Schmidt, 3b
1976 —	Garry Maddox, of	1981 —	Garry Maddox, of
	Mike Schmidt, 3b		Mike Schmidt, 3b
	Jim Kaat, p		Manny Trillo, 2b
1977 —	Garry Maddox, of		Steve Carlton, p
	Mike Schmidt, 3b	1982 —	Garry Maddox, of
	Jim Kaat, p		Mike Schmidt, 3b
1978 —	Garry Maddox, of		Manny Trillo, 2b
	Mike Schmidt, 3b	1983 —	Mike Schmidt, 3b
	Larry Bowa, ss	1984 —	Mike Schmidt, 3b
	Bob Boone, c	1986 —	Mike Schmidt, 3b

### SILVER SLUGGER WINNERS

1980	Manny Trillo, 2b	1983	Mike Schmidt, 3b
	Mike Schmidt, 3b	1984	Mike Schmidt, 3b
1981	Pete Rose, 1b	1986	Mike Schmidt, 3b
	Manny Trillo, 2b	1987	Juan Samuel, 2b
	Mike Schmidt, 3b	1992	Darren Daulton, c
1982	Mike Schmidt, 3b	1993	Lenny Dykstra, cf

# AWARD WINNERS

## NL PLAYER OF THE WEEK

YEAR	PLAYER	YEAR	PLAYER	YEAR	PLAYER
1973	Wayne Twitchell	1980	Steve Carlton	1990	Lenny Dykstra
1974	Dave Cash		Pete Rose		Terry Mulholland
	Larry Bowa		Bake McBride	1991	Tommy Greene
1976	Mike Schmidt		Mike Schmidt		Wes Chamberlain
	Dave Cash	1982	Gary Matthews		Mitch Williams
	Jay Johnstone	1983	Joe Morgan		John Kruk
1977	Greg Luzinski (twice)	1984	Mike Schmidt	1992	Dave Hollins
	Steve Carlton		Von Hayes		John Kruk
1978	Larry Christenson	1985	Juan Samuel		Tommy Greene
	Garry Maddox	1986	Von Hayes	1993	John Kruk
1979	Steve Carlton		(3 times)		Tommy Greene
	Bob Boone		Mike Schmidt	1994	Danny Jackson
	Pete Rose (twice)		Kent Tekulve		Lenny Dykstra
		1987	Mike Schmidt		
			Steve Bedrosian		
			Von Hayes		

## NL PLAYER/PITCHER OF THE MONTH

PLAYER OF THE MONTH			PITCHER OF THE MONTH		
June	1973	— Greg Luzinski	June	1964	— Jim Bunning
April	1976	— Mike Schmidt	Sept	1977	— Larry Christenson
July	1977	— Greg Luzinski	May	1980	— Steve Carlton
July	1979	— Mike Schmidt	Sept	1980	— Marty Bystrom
Sept	1979	— Pete Rose	May	1982	— Dick Ruthven
May	1980	— Mike Schmidt	Sept	1983	— John Denny
August	1981	— Mike Schmidt	August	1985	— Shane Rawley
Sept	1981	— Gary Matthews	May	1987	— Steve Bedrosian
July	1982	— Mike Schmidt	August	1991	— Mitch Williams
April	1989	— Von Hayes	May	1993	— Tommy Greene
May	1994	— Lenny Dykstra	June	1994	— Bobby Munoz
			May	1995	— Heathcliff Slocumb
			August	1995	— Sid Fernandez

## TRIPLE CROWN WINNERS (NL)

YEAR	PLAYER	CLUB	AVG.	HR	RBI
1912	Heinie Zimmerman	Cubs	.372	14	103
1922	Rogers Hornsby	Cardinals	.401	42	152
1925	Rogers Hornsby	Cardinals	.403	39	143
1933	Chuck Klein	PHILLIES	.368	28	120
1937	Joe Medwick	Cardinals	.374	31	154

## PAUL OWENS AWARD

Beginning in 1986 the Phillies have honored the top player and pitcher in their minor league system. The Award is named in honor of Paul Owens, who has spent 40 years in the Phillies organization as a scout, farm director, general manager, manager and currently serves as the Assistant to the President.

YEAR	PLAYER	PITCHER
1986	Ron Jones	Marvin Freeman
1987	Ricky Jordan	Todd Frohwirth
1988	Jim Vatcher	Andy Carter
1989	Mickey Morandini	Jason Grimsley
1990	Jeff Grotewold	Andy Ashby
1991	Kim Batiste	Toby Borland
1992	Mike Lieberthal	Paul Fletcher
1993	Phil Geisler	Ricky Bottalico
1994	Gene Schall	Ron Blazier
1995	David Doster/ Wendell Magee	Rich Hunter

# HALL OF FAMERS

PLAYERS	YEARS WITH PHILLIES	IN HOF
Rich Ashburn	1948-59	1995
Dave Bancroft	1915-20	1971
Dan Brouthers	1896	1945
Roger Connor	1892	1976
Ed Delahanty	1888-89; 1891-1901	1945
Hugh Duffy *	1904-06	1945
Johnny Evers	1917	1946
Elmer Flick	1898-1902	1963
Jimmie Foxx	1945	1951
Billy Hamilton	1890-95	1961
Hughie Jennings	1901-02	1945
Chuck Klein	1928-33; 1936-44	1980
Nap Lajoie	1896-1900	1937
Tommy McCarthy	1886-87	1946
Joe Morgan	1983	1990
Mike Schmidt	1972-89	1995
Casey Stengel	1920-21	1968
Sam Thompson	1889-98	1974
Lloyd Waner	1942	1967
Hack Wilson	1934	1979

\* Player-Manager

## PITCHERS

Grover Alexander	1911-17; 1930	1938
Chief Bender	1916-17	1953
Steve Carlton	1972-86	1994
Ferguson Jenkins	1965-66	1991
Tim Lincecum	1891-93	1964
Kid Nichols	1905-06	1949
Eppa Rixey	1912-17; 1919-20	1963
Robin Roberts	1948-61	1976

## MANAGERS

Bucky Harris	1943	1974
Harry Wright	1884-93	1953

The media from Philadelphia are also represented in the Baseball Hall of Fame in Cooperstown, NY. Writers Allen Lewis (former Philadelphia Inquirer baseball writer), the late Ray Kelly (Philadelphia Bulletin) and, in 1993, the late Bus Saidt (Trenton Times) have won the J. G. Taylor Spink Award. Long-time broadcaster By Saam was the 1990 inductee as the Ford C. Frick Award winner.

## PHILADELPHIA HALL OF FAME

Players must have five or more years of service to be eligible. Managers and coaches need four years.

	Athletics	Phillies		Athletics	Phillies
1978	Connie Mack	Robin Roberts	1988	Wally Moses	Paul Owens
1979	Jimmie Foxx	Richie Ashburn	1989	Bob Johnson	Steve Carlton
1980	Lefty Grove	Chuck Klein	1990	Eimer Valo	Mike Schmidt
1981	Al Simmons	Grover Alexander	1991	Chief Bender	Larry Bowa
1982	Mickey Cochrane	Del Ennis	1992	Jack Coombs	Chris Short
1984	Jimmy Dykes	Jim Bunning	1993	Frank Baker	Curt Simmons
1985	Eddie Plank	Ed Delahanty	1994	Bobby Shantz	Dick Allen
1986	Rube Waddell	Cy Williams	1995	Eddie Joost	Willie Jones
1987	Eddie Collins	Granny Hamner			

In 1983 the Phillies conducted balloting for the Greatest Phillies Team and Greatest Player Ever. **Mike Schmidt** collected 19,767 votes to be named Greatest Phillies Player.

**The Centennial Team** which was selected is: Bob Boone (c), Pete Rose (1b), Manny Trillo (2b), Mike Schmidt (3b), Larry Bowa (ss), Richie Ashburn, Garry Maddox and Del Ennis (of), Robin Roberts (starting rhp), Steve Carlton (starting lhp), Jim Konstanty (RH reliever), Tug McGraw (LH reliever), and Dallas Green (manager).



**STEVE CARLTON HAS SEVEN  
ALL-STAR GAME APPEARANCES  
WITH THE PHILLIES**

**RECORDS**

<i>Attendance Records</i> .....	58
<i>Best Season Records</i> .....	59
<i>Best/Worst Homestands &amp; Roadtrips</i> ....	60
<i>Best/Worst Monthly</i> .....	62
<i>Best/Worst vs Clubs</i> .....	61
<i>Big Innings</i> .....	63
<i>Career Games by Positions</i> .....	63
<i>Club/Individual Fielding</i> .....	69-70
<i>Individual Batting</i> .....	64-66
<i>Individual Pitching</i> .....	71-73
<i>Miscellaneous</i> .....	75
<i>Pinch Hitting</i> .....	66
<i>Runs, Hits – Game/Inning</i> .....	76
<i>Streaks</i> .....	77
<i>Team Batting</i> .....	67-68
<i>Team Pinch Hitting</i> .....	69
<i>Team Pitching</i> .....	73-74

# ATTENDANCE RECORDS

	ATTEND.	DATE	OPP.
Largest	63,816	7/03/84	CIN
Smallest (Vet only)	4,149	5/06/74	SD
Single Game—Night	63,816	7/03/84	CIN
—Day	60,985	4/09/93	CHI
Doubleheaders -Day	40,720	5/11/47	BKN
—Twi-Nighter	63,346	8/10/79	PIT
Home Openers—Day	60,985	4/09/93	CHI
—Night	60,404	4/13/81	PIT
Memorial Day	51,381	5/28/79	CHI
Independence Day	63,283	7/04/77	NY
Labor Day	35,272	9/06/54	NY
Monday	63,501	7/05/82	SF
Tuesday	63,816	7/03/84	CIN
Wednesday	57,903	6/23/93	ATL
Thursday	55,884	7/29/93	STL
Friday	63,346	8/10/79	PIT
Saturday	57,961	6/25/94	ATL
Sunday	60,120	5/06/73	ATL
Businessperson's Special	57,903	6/23/93	ATL
Day of Game Sale—Night	27,720	7/05/82	SF
—Day	22,511	8/05/82	MTL
Sellouts	8		1993
Consecutive Crowds, 40,000-plus	20	7/10-8/29	1993
Crowds, 50,000-plus	16		1993

## BY TEAM

Atlanta	60,120	5/06/73	D
Chicago	61,177	7/15/77	TWN
Cincinnati	63,816	7/03/84	N
Colorado	58,627	4/11/94	D
Florida	58,508	6/20/93	D
Houston	57,386	6/10/81	N
Los Angeles	60,942	7/05/76	N
Montreal	55,352	4/10/71	D
New York Mets	63,283	7/04/77	N
Pittsburgh	63,346	8/10/79	TWN
St. Louis	60,561	8/10/81	N
San Diego	57,521	7/03/93	N
San Francisco	63,501	7/05/82	N

## TOP TEN

(Regular Season Only)			(Overall)		
63,816	7/03/84	CIN-N	67,064	10/16/83	WS #5
63,501	7/05/82	SF-N	66,947	10/15/83	WS #4
63,346	8/10/79	PIT-TWN	65,838	10/21/80	WS #6
63,283	7/04/77	NY-N	65,792	10/14/83	WS #3
61,475	7/03/86	CIN-N	65,791	10/14/80	WS #1
61,177	7/15/77	CHI-TWN	65,775	10/15/80	WS #2
61,985	4/09/93	CHI-D	65,476	10/07/80	LCS #2
60,942	7/05/76	LA-N	65,277	10/07/80	LCS #1
60,561	8/10/81	STL-N	64,924	10/08/77	LCS #4
60,431	4/07/92	CHI-D	63,974	7/13/76	ASG

## SEASON

Home Total	3,137,674	1993
Home Average	39,221	80 dates 1993
Road, Total	2,666,219	1993
Road, Average	32,916	81 dates 1993
4 games, 4 dates	185,679	FLA (6/17-18-19-20/93)
4 games, 3 days	157,575	PIT (8/10-11-13/79)
3 games, 3 days	172,556	ATL (9/24-25-26/93)
5 games, 4 days	186,389	MTL (7/6-7-8-9/78)
2 games, 2 days	85,971	SF (7/5-6/82)
6 date homestand	289,883	STL-PIT (7/27-8/1/93)

## BEST SEASON RECORDS

All records are from 1950 to present unless otherwise indicated

### HOME GAMES (since 1900)

Year	Record	PCT.
1977	60-21	.741
1901	46-23	.667
1978	54-28	.659
1900	45-23-2	.657
1976	53-28	.654
1993	52-29	.642

### ROAD GAMES (since 1900)

Year	Record	PCT.
1976	48-33	.593
1913	45-30-6	.592
1905	44-33-1	.571
1964	46-35	.568
1950	43-34-2	.557
1993	45-36	.556

### DAY GAMES

1976	36-23	.610
1983	29-19	.604
1977	30-22	.577
1993	26-20	.565
1978	30-24	.556
1950	53-44-3	.545

### NIGHT GAMES

1950	36-19	.655
1977	71-39	.645
1976	65-38	.631
1964	62-39	.614
1993	71-45	.612
1952	47-30	.610

### VS LHP

1955	29-15	.659
1976	31-17	.646
1993	31-18	.633
1950	22-15-3	.588
1952	21-15	.583
1967	31-24	.564

### VS RHP

1977	79-45	.637
1976	70-44	.614
1963	64-44	.593
1950	69-48	.590
1993	66-47	.584
1980	70-54	.565

### EXTRA INNING GAMES

1968	9-2	.818
1979	11-3	.786
1967	12-5	.706
1983	10-5-1	.656
1991	16-9	.640

### ONE-RUN GAMES

1962	26-14	.650
1950	29-16	.644
1964	28-18	.609
1982	30-21	.588
1979	31-22	.585

### SHO GAMES

1993	11-2	.846
1965	17-10	.630
1952	17-11	.607
1964	17-11	.607
1951	19-13	.594

### DOUBLEHEADERS

1967	7-2-6	.667
1974	6-2-4	.667
1964	6-2-5	.654
1963	7-1-12	.650
1962	7-9-10	.462

## SEASON STARTS

### BEST

Year	W-L
1911	12-3; 13-3; 14-4
1915	8-0
1964	10-2
1976	22-8; 26-9
1979	12-4; 14-5; 21-7
1981	11-5
1993	7-1; 17-5; 23-7; 28-12
1995	10-3; 15-5; 23-8

### WORST

Year	W-L
1928	4-19; 5-23
1930	6-15; 11-22
1934	0-7; 2-8; 4-13; 6-14
1938	1-10; 2-11; 3-13; 4-15
1941	2-9; 3-10
1942	2-7; 3-12; 5-15; 6-17; 8-22
1945	2-7; 3-13
1946	0-6; 2-11
1982	2-8; 3-11
1985	1-8

### DID YOU KNOW ?

The Phillies ream record for most errors in a game (since 1911) is eight, occurring twice: August 18, 1941 vs Cincinnati and April 24, 1922 vs New York.

The Phils have made seven errors in a game five times; last occurring on August 17, 1945 vs Brooklyn.

# BEST/WORST HOMESTANDS & ROADTRIPS

(minimum 6 games, since 1911)

## BEST HOMESTANDS

PCT.	W-L	Dates	Opponents
1.000	8-0	June 30-July 7, 1977	PIT, NY
1.000	7-0	Sept. 24-28, 1929	BKN, BOS
1.000	7-0	May 13-18, 1975	CIN, ATL
1.000	7-0	August 6-12, 1991	CHI, MTL
.889	8-1	May 27-June 4, 1986	SF, SD, LA
.833	10-2	July 29-Aug. 11, 1977	SF, SD, LA, MTL
.833	6-1	Sept. 12-18, 1986	NY, PIT, STL
.833	5-1	May 27-30, 1929	BOS
.833	5-1	July 8-12, 1953	BKN, PIT
.833	5-1	Sept. 10-16, 1965	STL, MIL
.833	5-1	April 12-20, 1983	NY, ATL, CHI
.833	5-1	Sept. 23-27, 1992	CHI, STL
.833	5-1	April 9-14, 1993	CHI, CIN
.833	5-1	May 7-12, 1993	STL, PIT
.833	5-1	July 27-August 1, 1993	STL, PIT
.833	5-1	August 10-15, 1993	MTL, NY
.800	8-2	August 21-30, 1970	HOU, CIN, ATL
.800	8-2	Sept. 12-20, 1983	NY, MTL, STL, CHI
.800	8-2	May 12-22, 1994	PIT, MTL, NY
.800	8-2	August 18-27, 1995	SF, SD, LA

## BEST ROADTRIPS

1.000	7-0	July 11-15, 1968	PIT, NY
1.000	6-0	April 14-21, 1915	BOS, NY
.875	7-1	Sept. 22-28, 1983	MTL, STL, CHI
.875	7-1	July 1-6, 1958	PIT, MIL, CIN
.857	6-1	Aug. 29-Sept. 2, 1929	BOS, BKN, NY
.857	6-1	May 29-June 4, 1967	SF, LA, HOU
.857	6-1	April 12-18, 1911	NY, BOS
.857	6-1	May 2-8, 1995	CIN, ATL
.857	6-1	June 19-25, 1995	NY, STL
.833	5-1	May 26-30, 1954	BKN, PIT
.833	5-1	May 18-22, 1974	PIT, STL
.833	5-1	April 14-21, 1976	MTL, CHI, PIT
.833	5-1	May 28-June 2, 1993	COL, CIN
.833	5-1	May 12-17, 1995	HOU, FLA
.818	9-2	June 24-July 2, 1969	NY, MTL, PIT
.818	9-2	May 9-20, 1984	HOU, SD, LA, SF

## WORST HOMESTANDS

.000	0-7	Sept. 21-27, 1964	CIN, MIL
.100	1-9-1	July 6-20, 1941	NY, PIT, STL, CHI, CIN
.111	1-8	May 4-13, 1937	CHI, PIT, CIN, STL
.111	1-8	August 20-29, 1979	ATL, HOU, CIN
.125	1-7	June 13-22, 1961	STL, CIN, PIT
.143	1-6	June 18-22, 1929	BOS, NY
.143	1-6	Sept. 23-28, 1939	BKN, BOS, NY
.143	1-6	May 16-26, 1960	STL, CHI, LA, SF
.143	1-6	April 10-16, 1987	CHI, NY
.143	1-6	June 24-July 2, 1921	NY, BKN
.143	1-6	July 1-7, 1991	STL, NY
.143	1-6	June 27-July 3, 1995	CIN, ATL
.143	1-6	August 8-14, 1995	NY, MTL

## WORST ROADTRIPS

.000	0-7	April 23-29, 1938	BOS, NY, BKN
.000	0-7	August 2-6, 1961	CIN, STL
.000	0-7	July 19-25, 1968	CIN, STL
.000	0-6	June 27-July 3, 1919	BKN, BOS
.000	0-6	April 17-22, 1934	NY, BKN
.000	0-6	Aug. 10-16, 1942	BKN, NY
.000	0-6	May 19-25, 1975	HOU, CIN
.000	0-6	June 22-27, 1990	NY, PIT
.091	1-10	August 11-20, 1961	PIT, CHI, MIL
.100	1-9	May 22-June 1, 1972	MTL, PIT, NY
.111	1-8	August 16-24, 1988	LA, SF, SD
.111	1-8	May 23-31, 1989	LA, SF, SD
.111	1-8	July 28-August 6, 1995	CHI, ATL, CIN
.143	1-6	April 20-27, 1994	SF, SD, LA
.143	1-6	May 5-11, 1994	FLA, ATL
.154	2-11	July 2-12, 1992	LA, SF, SD

# BEST/WORST VS CLUBS

## VS EACH OPPONENT SINCE 1969

	Best Home	Worst Home	Best Road	Worst Road	Best Overall	Worst Overall
ATL	6-0 1977	1-5 1979, 95	5-1 1976, 86	0-6 1985	10-2 1977	2-10 1985
CHI	8-1 3 times Last: 1983	2-7 1975	8-1 1977	2-7 6 times Last: 1990	14-4 1978	5-13 1985
CIN	5-1 1975	1-5 4 times Last: 1995	5-1 3 times Last: 1989	0-6 3 times Last: 1977	8-4 1989, 93	2-10 1969, 72
COL	4-2 1993	4-2 1993	5-1 1993	5-1 1993	9-3 1993	9-3 1993
FLA	6-1 1993	4-3 1995	4-3 1994	3-3 1994, 95	9-4 1993	9-4 1993
HOU	6-0 1977, 81	2-4 5 times Last: 1995	5-1 1983, 95	0-6 1972	9-3 1980	3-9 1972, 89
LA	6-0 1979	0-6 1988	5-1 5 times Last: 1993	0-6 1983	10-2 1987, 93	1-11 1983, 88
MTL	8-1 1976	1-8 1969	7-2 1976	2-7 1972	15-3 1976	5-13 1973
NY	8-1 1977	1-8 1972	8-1 1980 (6-1, 1993)	1-8 1987	10-3 1993 (13-5, 3 times)	5-13 4 times
PIT	8-1 1974, 75	3-6 5 times Last: 1990	5-4 8 times Last: 1987	1-8 3 times Last: 1992	11-7 6 times Last: 1987	4-14 1970
STL	6-0 1993 (7-2, 4 times)	3-6 6 times Last: 1988	7-2 1983	2-7 4 times Last: 1992	14-4 1983	6-12 3 times Last: 1991
SD	5-1 6 times Last: 1991	2-4 5 times Last: 1992	6-0 1970	0-6 1989	9-3 5 times Last: 1991	2-10 1988
SF	6-0 1986	1-5 1987	5-1 3 times Last: 1984	0-6 1969	10-2 1982	2-10 1987

### DID YOU KNOW ?

The Phillies came into the National League in 1883, having moved from Worcester, MA (Brown Stockings). They have been known as the Phillies ever since, the longest running nickname in pro sports. Although the club was known as the Blue Jays in 1944 and 1945, the name was never officially changed from the Phillies.

# BEST/WORST MONTHLY RECORDS

YEAR	BEST W-L-T	PCT		YEAR	WORST W-L-T	PCT
<b>APRIL</b>						
1964	9-2	(.818)		1938	1-10	(.091)
1911	11-3	(.786)		1935	2-9-2	(.154)
1915	11-3	(.786)		1904	2-8-1	(.182)
1993	17-5	(.773)		1946	2-9	(.182)
1979	14-5-1	(.750)		1924	2-6-1	(.222)
1916	7-3	(.700)		Most Losses: 14 - 1994		
1900	7-3	(.700)				

<b>MAY</b>						
1976	22-5	(.815)		1928	3-22	(.120)
1995	21-7	(.750)		1904	4-19	(.211)
1913	17-7	(.708)		1923	7-23	(.233)
1982	19-8	(.704)		1961	6-18	(.250)
1917	15-7	(.682)		1945	7-20	(.259)

<b>JUNE</b>						
1983	14-5-1	(.737)		1936	4-19	(.174)
1905	18-8	(.692)		1921	5-21	(.192)
1976	20-9	(.690)		1938	5-20	(.200)
1949	20-11	(.645)		1942	5-19	(.208)
1975	20-11	(.645)		1919	6-21	(.222)
				Most Losses: 24 - 1945		

<b>JULY</b>						
1952	22-10	(.688)		1928	6-22	(.214)
1912	21-10	(.677)		1941	6-20-1	(.223)
1963	21-10	(.677)		1939	7-23	(.233)
1987	18-9	(.667)		1930	8-25	(.242)
1957	20-11	(.645)		1961	8-23	(.258)
Most Wins: 22 - 1950, 1952						

<b>AUGUST</b>						
1977	22-7	(.759)		1936	4-24	(.143)
1950	20-8-1	(.707)		1934	4-21	(.160)
1991	20-9	(.690)		1927	7-25-1	(.212)
1917	21-11	(.656)		1961	7-26	(.212)
1964	19-10	(.655)		1903	4-13-1	(.222)

<b>SEPTEMBER</b>						
1983	22-7	(.759)		1939	6-27	(.182)
1916	22-9-1	(.688)		1924	6-21	(.222)
1962	15-7	(.682)		1942	6-21	(.222)
1915	21-10	(.677)		1927	6-20	(.231)
1977	19-10	(.655)		1938	7-22-1	(.233)

<b>OCTOBER</b>						
1976	3-0	(1.000)		1987	0-3	(.000)
1974	2-0	(1.000)		1978	0-1	(.000)
1989	1-0	(1.000)		1995	0-1	(.000)
1980	4-1	(.800)		1990	1-2	(.333)
1982	2-1	(.667)		1993	1-2	(.333)
1986	2-1	(.667)		Most Losses: 4 - 1985		

# BIG INNINGS

## Most Runs Scored Per Inning

INN.	PHILLIES	OPPONENT
1st	10 8/13/48 vs NY	10 7/06/29 vs STL
	10 8/05/75 vs CHI	10 5/22/34 vs PIT
2nd	11 7/14/34 vs CIN (1st gm)	10 6/08/89 vs PIT
	11 9/24/81 at STL	10 8/25/22 at CHI
3rd	9 7/14/90 at HOU	12 9/16/26 vs STL (1st gm)
4th	10 7/20/38 at PIT (1st gm)	14 8/25/22 at CHI
		10 7/06/29 vs STL
5th		10 6/13/37 vs CHI (1st gm)
		10 8/03/69 vs CIN
6th	12 7/21/23 vs CHI (1st gm)	12 8/21/35 vs CHI (2nd gm)
7th	11 7/15/72 at SF	11 5/05/46 at CHI
8th	10 9/04/44 vs NY Giants	12 5/05/38 at CHI
	10 6/02/49 vs CIN	12 5/24/53 vs BKN (none out)
	10 8/21/84 at SF	12 5/31/75 vs HOU
9th	9 7/05/18 vs CIN	11 8/04/34 vs NY (2nd gm)
	9 8/21/90 at LA	
10th	5 5/06/60 at LA	9 8/24/47 vs CIN
		5/28/95 vs SD
11th	5 5/06/66 vs PIT	7 6/10/84 vs PIT
	5 5/01/68 at NY	
	5 5/20/78 at NY	
12th	4 9/17/89 vs STL (1st gm)	7 5/08/49 vs CIN
13th	3 5/07/77 at LA	3 5/15/46 vs CHI
14th	5 8/19/16 at CIN	5 5/09/70 vs LA
15th	3 7/21/56 at MIL	5 8/26/19 vs CIN (2nd gm)
	3 6/30/61 vs SF	
17th		5 9/13/74 vs STL
19th	3 4/30/19 vs BKN	3 4/30/19 vs BKN

## CAREER GAMES BY POSITION

### FIRST BASE

	GAMES
1. Fred Luderus	1,298
2. Sid Farrar	816
3. Don Hurst	815
4. Kitty Bransfield	781
5. Pete Rose	702

### SECOND BASE

1. Tony Taylor	1,003
2. Otto Knabe	931
3. Juan Samuel	798
4. Bill Hallman	779
5. Cookie Rojas	617

### SHORTSTOP

1. Larry Bowa	1,667
2. Mickey Doolan	1,297
3. Granny Hamner	924
4. Heinie Sand	772
5. Dave Bancroft	670

### THIRD BASE

1. Mike Schmidt	2,212
2. Willie Jones	1,495
3. Pinky Whitney	1,076
4. Joe Mulvey	682
5. Pinky May	646

### CATCHER

	GAMES
1. Red Dooin	1,124
2. Bob Boone	1,095
3. Darren Daulton	965
4. Jack Clements	953
5. Clay Dalrymple	944
6. Andy Seminick	917

### OUTFIELD

1. Richie Ashburn	1,785
2. Del Ennis	1,610
3. Sherry Magee	1,415
4. Johnny Callison	1,379
5. Cy Williams	1,324
6. Chuck Klein	1,284
7. Garry Maddox	1,277
8. Roy Thomas	1,257
9. Greg Luzinski	1,221
10. John Titus	1,185

# INDIVIDUAL BATTING RECORDS

(Since 1900)

(9-innings, unless indicated)

**KEY:** (ML) Major League record; (MLT) Major League record tied;  
(NL) National League record; (NLT) National League record tied.

## MOST YEARS

Career—18, Mike Schmidt

## MOST GAMES

Season—163, Pete Rose, 1979

Rookie—162, Dick Allen, 1964 (NLT)

Career—2,404, Mike Schmidt

Consecutive—730, Richie Ashburn, 7/7/50-ended with 1955 opener  
533, Fred Luderus, 6/12/16-ended with 1920 opener

## MOST AT BATS

Inning—Unknown (NL record: 3, several times)

Game—7, Russ Wrightstone, 8/25/22 vs. CHI; Rick Schu, 6/11/85  
vs. NY; Juan Samuel, 6/11/85 vs. NY; Dickie Thorn, 5/19/90 at LA  
and 5/17/91 vs. CHI; Lenny Dykstra, 5/19/90 at LA; Tom Herr,  
5/19/90 at LA; Charlie Hayes, 8/14/90 vs. SF and 9/23/90 vs. MTL;  
Dale Murphy, 5/17/91 vs. CHI; V. Hayes, 6/5/91 at ATL (MLT)

Extra Inning Game—9, Lenny Dykstra, 7/7/93 vs. LA (20 inn.)

Season—701, Juan Samuel, 1984 (NL)

Rookie—701, Juan Samuel, 1984 (NL)

Career—8,352, Mike Schmidt

No hits, pitcher, season—31, Don Carman, 1986; 30, Rick Wise, 1966

## MOST RUNS SCORED

Inning—2, held by many; last: Tony Longmire, 7/4/94, 4th at SD

Game—5, John Titus, 6/4/12 vs. PIT; Denny Solheim, 6/6/30 vs. CIN; Lou Chiozza,  
4/19/35 vs. NY; Don Demeter, 9/21/61 at LA; John Kruk, 8/10/89 at CHI;  
Mariano Duncan, 5/3/92 at SF

Season—158, Chuck Klein, 1930 (NL)

Rookie—125, Dick Allen, 1964

Career—1,506, Mike Schmidt

Consecutive Game Streak—15, Lenny Dykstra, 1993

## MOST HITS

Inning—2, held by many; last: Mark Whiten, 8/26/95, 4th vs LA

Game—6 Connie Ryan, 4/16/53 at PIT (4 1b, 2 2b)

First game—4, Edwin Freed, 9/11/42 vs. CIN (1b, 2 2b, 3b) (MLT)

Season—254, Lefty O'Doul, 1929 (LH), (NLT); 213, Dave Cash, 1975 (RH)

Rookie—201, Dick Allen, 1964

Career—2,234, Mike Schmidt

Consecutive Hits—9, Dave Philley, 1958-59 (pinch hits-NL); Dick Sisler, 1950;  
Eddie Waitkus, 1950

Consecutive Game Hit Streak—26, Chuck Klein, 1930 (twice)

Consecutive Game Hit Streak, Rookie—23, Goldie Rapp, 1921; Richie Ashburn, 1948

## MOST SINGLES

Inning—2, held by many; last: Mark Whiten, 8/26/95, 4th vs LA (MLT)

Game—5, 14 times; last: Tom Herr, 5/19/90 at LA

Season—181, Lefty O'Doul, 1929 & Richie Ashburn, 1951 (LH); 167, Dave Cash, 1974 (RH)

Rookie—134, Fresco Thompson, 1927 (RH); 131, Richie Ashburn, 1948 (LH)

Career—1,811, Richie Ashburn

## MOST DOUBLES

Inning—2, Rick Schu, 10/3/85, 3rd, at MTL (MLT)

Game—4, Sherry Magee, 6/17/14 vs. STL; Gavvy Cravath, 8/8/15 at CIN and

Gavvy Cravath, 6/23/19 vs. BOS; Denny Sotham, 6/6/30 vs. CIN;

Dick Bartell (consecutive-MLT), 4/25/33 vs. BOS; Willie Jones (consecutive-MLT),  
4/20/49 at BOS (MLT)

Season—59, Chuck Klein, 1930 (LH); 48, Dick Bartell, 1932 (RH)

Rookie—39, Kidso Davis, 1932

Career—408, Mike Schmidt

## MOST TRIPLES

Inning—1, held by many

Game—3, Harry Wolverton, 7/13/00 at PIT (MLT)

Season—19, Juan Samuel, 1984 (RH); 17, Elmer Flick, 1901 (LH)

Rookie—19, Juan Samuel, 1984

Career—127, Sherry Magee

# INDIVIDUAL BATTING RECORDS

## MOST HOME RUNS

**Inning**—2, Andy Seminick, 6/2/49, 8th, vs. CIN; Von Hayes, 6/11/85, 1st, vs. NY (MLT)

**Game**—3, 12 times, last: Von Hayes, 8/29/89 at SF

**Extra Inning Game**—4, Chuck Klein, 7/10/36 at PIT (10 inn.);

Mike Schmidt, 4/17/76 at CHI (10 inn.) (MLT)

**Game, pitcher**—2, Jack Knight, 6/24/26, 1st gm., at NY; Phil Collins, 7/22/30

vs. PIT; Rick Wise, 6/23/71 at CIN; and 8/28/71 vs. SF;

Larry Christenson, 9/5/76 vs. NY; Randy Lerch, 9/30/78 at PIT

**Consecutive games**—5, Dick Allen, 1969; Mike Schmidt, 1979

**Consecutive games, pitcher**—4, Ken Brett, 6/9, 6/13, 6/18, 6/23/73 (ML)

**3 Consecutive games**—6, Mike Schmidt, 4/17-18-20/76 (MLT)

**5 Consecutive games**—7, Mike Schmidt, 7/6-7-8-9-10/79 (NLT)

**First at bat**—Emmett Mueller, 4/19/38 vs. BKN; Eddie Sanicki, 9/14/49 at PIT;

Ricky Jordan, 7/17/88 vs. HOU (1st plate appearance)

**Season**—48, Mike Schmidt, 1980 (RH); 43, Chuck Klein, 1929 (LH)

**Rookie**—30, Willie Montanez, 1971 (LH); 29, Dick Allen, 1964 (RH)

**Career**—548, Mike Schmidt

**At home, season**—29, Chuck Klein, 1932

**On road, season**—29, Mike Schmidt, 1979

**At home, career**—265, Mike Schmidt

**On road, career**—283, Mike Schmidt

**Grand slams, game**—1, held by many; last: Jeff Juden, 8/25/95 vs. LA

**Grand slams, extra inning game**—8 players; last: Dale Murphy, 8/6/91 vs.

CHI (11th inn.) 6-2 W

**Grand slams, pitcher, game**—1, 10 times, last: Jeff Juden, 8/25/95 vs. LA

(Cummings)

**Grand slams, season**—4, Vince DiMaggio, 1945

**Grand slams, career**—7, Mike Schmidt

**Home runs in consecutive at bats**—4, Deron Johnson, 7/10 (1) & 7/11/71 (3) vs.

SD; Mike Schmidt, 4/17/76 at CHI (10 inn.); Mike Schmidt, 7/8 (1) & 7/7/79 (3) vs. SF

**Home runs, 1st two batters, game**—Juan Samuel & Von Hayes, 7/29/84 vs. MTL

(Gullickson); Gary Redus & Juan Samuel, 7/7/86 vs. ATL (Palmer)

**Winning 1-0, extra inning game**—1, held by two; Ron Northey, 6/22/44, 15th, at BOS,

1st game, & Juan Samuel, 8/20/86, 10th, at SF

## MOST EXTRA BASE HITS

**Game**—Unknown (NL record: 5)

**Season**—107, Chuck Klein, 1930 (LH) (NL); 81, Mike Schmidt, 1980 (RH)

## MOST TOTAL BASES

**Inning**—8, Andy Seminick, 6/2/49, 8th, vs. CIN; Von Hayes, 6/11/85, 1st, vs. NY (MLT)

**Game**—Unknown (ML record: 18, Joe Adcock, MIL, 7/31/54)

**Extra inning game**—17, Mike Schmidt, 4/17/76 at CHI (10 inn.)

**Season**—445, Chuck Klein, 1930 (LH) (NL); 352, Dick Allen, 1964 (RH)

**Rookie**—352, Dick Allen, 1964 (NL)

**Career**—4,404, Mike Schmidt

## MOST RUNS BATTED IN

**Inning**—5, Von Hayes, 6/11/85, 1st, vs. NY

**Two consecutive innings**—7, Del Ennis, 7/27/50, 7th/8th vs. CHI

**Game**—8, Kitty Bransfield, 7/11/10 at PIT; Gavvy Cravath, 8/18/15 vs. PIT;

Willie Jones, 8/20/58 at STL; Mike Schmidt, 4/17/76 at CHI (10 inn.)

**Consecutive RBI games**—10, Pinky Whitney, 1931

**Season**—170, Chuck Klein, 1930 (LH) (NL); 130, Greg Luzinski, 1977 (RH)

**Rookie**—103, Pinky Whitney, 1928

**Career**—1,595, Mike Schmidt

## MOST SACRIFICE HITS

**Game**—3, Danny Jackson, 7/31/93 vs. PIT (NL record: 4, held by 2)

**Season**—43, Kid Gleason, 1905 (NL)

## MOST SACRIFICE FLIES

**Game**—2, held by several; last: Wes Chamberlain, 10/2/93 at STL

**Season**—13, Willie Montanez, 1971 (LH); Mike Schmidt, 1980 (RH)

**Rookie**—13, Willie Montanez, 1971 (MLT)

**Career**—108, Mike Schmidt

## MOST WALKS

**Inning**—2, held by many; last: Kevin Stocker, 4/4/94, 8th at COL (MLT)

**Game**—5, Dick Allen, 8/16/68 vs. SF; Von Hayes, 6/6/90 at STL (NLT)

**Extra inning, game**—5, Andy Seminick, 9/30/51 vs. BKN (14 inn.);

Richie Ashburn, 7/16/54, at CIN, 1st gm. (10 inn.)

**Doubleheader**—6, Clay Dalrymple, 7/4/67 (19 inn.) vs. HOU (NLT)

**Season**—129, Lenny Dykstra, 1993 (LH); 128, Mike Schmidt, 1983 (RH)

**Rookie**—84, Ed Bouchee, 1957

## INDIVIDUAL BATTING RECORDS

### MOST WALKS (continued)

Career—1,507, Mike Schmidt

### MOST INTENTIONAL WALKS

Inning—1, held by many

Game—Unknown (NL record: 5, Andre Dawson, CHI, 5/22/90, 16 inn.)

Season—26, Mike Schmidt, 1986

Rookie—14, Willie Montanez, 1971 (NL)

Career—202, Mike Schmidt

### MOST HIT BY PITCH

Inning—1, held by many (NL record: 2)

Game—2, held by many; last: Dave Hollins, 7/6/95 at PIT (NL record: 3)

Season—19, Dave Hollins, 1992 (SW) (NL)

### MOST STRIKEOUTS

Inning—2, Joe Oeschger, 8/26/17, 3rd (MLT)

Game—5, Dick Allen, 6/28/64, 1st gm., at STL (NLT); Darren Daulton, 4/16/91 at CHI (13 inn.)

Consecutive—10, Wayne Twitchell, 1973 (pitcher); 9, Adolfo Phillips, 1966 (outfielder)

Season—180, Mike Schmidt, 1975 (RH); 118, Johnny Callison, 1965 (LH)

Rookie—168, Juan Samuel, 1984 (NL)

Fewest, season—8, Emil Verban, 1947

Career—1,883, Mike Schmidt

### MOST STOLEN BASES

Inning—Unknown (NL record: 3, held by many)

Game—4, Sherry Magee, 7/12/06 at STL and 8/31/06 vs. NY

2nd, 3rd, home, game—Pete Rose, 5/11/80 at CIN (NLT)

Steal of home, game—2, Sherry Magee, 7/20/12 (MLT)

Season—72, Juan Samuel, 1984

Rookie—72, Juan Samuel, 1984

Career—387, Sherry Magee

### HIGHEST BATTING AVERAGE

Season—.398, Lefty O'Doul, 1929

Rookie—.333, Richie Ashburn, 1948

Career—.326, Chuck Klein

### HIGHEST SLUGGING AVERAGE

Season—.687, Chuck Klein, 1930

Rookie—.557, Dick Allen, 1964

Career—.546, Chuck Klein, (LH); .527, Mike Schmidt (RH)

### MOST GROUNDED INTO DOUBLE PLAYS

Game—3, Hal Ireland, 9/15/14 vs. BOS; Roy Hughes, 9/5/39 vs. NY;

Richie Ashburn, 6/28/59 vs. SF

Season—25, Del Ennis, 1950; Ted Sizemore, 1977

Fewest, season—1, Richie Ashburn, 1948

## PINCH HITTING RECORDS

### MOST AT BATS

Season—62, Curt Ford, 1989

Rookie—61, Jeff Grotewold, 1992

Career—461, Greg Gross

### MOST HITS

Season—20, Doc Miller, 1913

Consecutive, season—8, Dave Philley, 9/9-9/28/58 (NLT)

Consecutive—9, Dave Philley, 9/9-9/28/58, 4/16/59 (NL)

Rookie—16, Mike Rogodzinski, 1973

Career—117, Greg Gross

### MOST DOUBLES

3 consecutive games—3, Doug Clemens, 6/5-6-7/67 (NLT)

### MOST HOME RUNS

Season—5, Gene Freese, 1959

Consecutive, season—3, Del Unser, 6/30; 7/5; 7/10 in 1979 (MLT)

Rookie—3, Len Matuszek, 1984; Dave Hollins, 1990; Jeff Grotewold, 1992

Career—9, Cy Williams

Grand slams, game—1, held by 13 players, last: Jim Eisenreich, 8/23/95 vs SD (Hermanson)

Grand slams, season—2, Davey Johnson, 4/30/76 and 6/3/78 (MLT)

Grand slam, pitcher—Schoolboy Rowe, 5/2/43 (MLT)

## PINCH HITTING RECORDS

### MOST RUNS BATTED IN

Season—14, Del Unser, 1979 (since 1950)

### MOST WALKS

Season—16, Harry McCurdy, 1933 (NLT)

Career—82, Greg Gross

## TEAM BATTING RECORDS

### MOST GAMES

Season—163, 1979; 1983; 1989

### PLAYERS

Most, season—50, 1995

Fewest, season—23, 1915

### MOST AT BATS

Plate appearances, inning—Unknown (NL record: 21)

Plate appearances, game—66, vs. CHI, 8/25/22 (MLT); 63, 7/26/94 at FLA

Game—69, vs. LA, 7/7/93 (20 inn.); 53 vs. CHI, 8/25/22

Season—5,685 in 1993 (162 games); 5,667 in 1930 (156 games)

### MOST RUNS

Inning—12, vs. CHI, 7/21/23, 1st gm., 6th; 11, at SF, 7/15/72, 7th; at STL, 9/24/81, 3rd

Inning, opp.—14, at CHI, 8/25/22, 4th

Consecutive scoreless innings—38, 7/21-26/60

Game—26, vs. NY, 6/11/85; W 26-7

Game, opp.—28, STL at PHI 6, 7/6/29, 2nd gm. (NL)

Opening game—19, vs. BOS, 4/19/00 (10 inn.); W 19-17 (NL)

Shutout game—PHI 18, PIT 0, 7/11/10; PHI 18, CIN 0, 8/10/30;

PHI 18, CIN 0, 8/14/34

Shutout game, opp.—CHI 16, PHI 0, 5/4/29

Most players, scoring run, game—13, at CHI, 8/25/22 (NLT)

Season—944, in 1930 (156 games)

Fewest, season—394, in 1942 (151 games)

### MOST HITS

Inning—Unknown (NL record: 16)

Game—27, vs. NY, 6/11/85

Game, opp.—30, vs. NY, 9/2/25

Consecutive, start of game, none out—8, vs. CHI, 8/5/75 (MLT)

Season—1,783, in 1930 (156 games) (MLT)

Fewest, season—1,113, in 1907 (149 games)

### MOST SINGLES

Inning—Unknown (NL record: 12)

Game—Unknown (NL record: 23) (PHI had 15 at CHI, 9/20/89)

Season—1,268, in 1930 (156 games)

### MOST DOUBLES

Inning—Unknown (NL record: 7)

Game—11, vs. CHI, 6/23/86 (since 1917)

Season—345, in 1930 (156 games)

### MOST TRIPLES

Inning—Unknown (NL record: 4)

Game—5, vs. CHI, 8/2/86 (since 1917)

Season—82, in 1905 (155 games)

### MOST HOME RUNS

Inning—5, vs. CIN, 6/2/49, 8th; Andy Seminick 2, Willie Jones, Schoolboy Rowe,

Del Ennis (MLT)

—4, at CHI, 8/17/85, 7th; Juan Samuel, Glenn Wilson, Mike Schmidt (Von Hayes strikes out), Darren Daulton

Game—6, vs. CHI, 5/11/23; at PIT, 8/28/48; vs. CIN, 6/2/49; at SF, 4/27/65;

at CHI, 10/3/72; at CHI, 4/17/76; at CHI, 8/12/77; at CHI, 8/17/85;

at COL, 5/30/93

Game, opp.—6, at CHI, 5/17/79

Most consecutive games, one home run—14, in 1922

Most consecutive games, no home runs—30, in 1918

Season—186, in 1977 (162 games)

Vet season—101, in 1977

Grand slams, inning—1, many times (NL record: 2)

Grand slams, game—2, vs. BOS, 4/28/21 (Ralph Miller, Lee Meadows)

Grand slams, season—8, in 1993

# TEAM BATTING RECORDS

## **MOST EXTRA BASE HITS**

Inning—7, vs. CIN, 6/2/49, 8th inn.; vs. CIN, 7/6/86, 3rd inn. (MLT)

Game—15, vs. CHI, 6/23/86 (NL)

## **MOST TOTAL BASES**

Inning—26, vs. CIN, 6/2/49, 8th (5 HR, 1 3B, 1 2B, 1 1B)

Game—45, vs. NY, 6/11/85

Game, extra innings—48, at CHI, 5/17/79 (10 inn.)

Season—2,594, in 1930 (156 games)

## **MOST RUNS BATTED IN**

Inning—Unknown (NL record: 15)

Game—Unknown (NL record: 26)

Season—884, in 1930 (156 games)

## **MOST SACRIFICE HITS**

Inning—3, vs. LA, 9/23/67, 7th (MLT)

Game—Unknown (AL & NL record not available)

Season—Unknown (NL record: 231, CHI, 1906)

## **MOST SACRIFICE FLIES**

Inning—2, many times; last: vs. NY, 5/25/93, 4th inn. (NLT)

Game—3, many times; last: at CIN, 5/4/95

Season—74, in 1977 (162 games) (NL)

## **MOST WALKS**

Inning—Unknown (NL record: 9) (PHI had 5 vs. ATL, 6/23/93, 7th inn.)

Game—Unknown (NL record: 17); (PHI had 12 at FLA, 8/7/93, 10 inn.)

Season—665, in 1993 (162 games); 652, in 1955 (154 games)

## **MOST INTENTIONAL WALKS**

Inning—Unknown (ML record: 3, many times) (PHI had 2 many times; last: vs. FLA, 6/17/95, 8th inn.)

Game—Unknown (NL record: 6) (PHI had 4 vs. SD, 5/2/94)

Season—101, in 1967

## **MOST LEFT ON BASE**

Inning—3, thousands of times

Game—20, vs. BKN, 9/4/22 and vs. SF, 8/14/90

Doubleheader—29, vs. MIL, 5/15/55

Game, no runs scored—14, vs. MTL, 9/22/71

Season—1,281, in 1993

Fewest, season—991, in 1920 (153 games)

## **MOST HIT BY PITCH**

Inning—3, vs. CIN, 5/15/60, 1st gm., 8th (NLT)

Game—Unknown (NL record: 5) (PHI had 3 vs. STL, 7/29/93)

Season—53, in 1962 (161 games)

Fewest, season—9, in 1939 (152 games) (NLT)

## **MOST STRIKEOUTS**

Inning—4, Wes Covington, Tony Gonzalez, Dick Stuart, Clay Dalrymple, 4/17/65; 2nd, vs. LA's Don Drysdale (MLT)

Game—19, vs. NY, 10/6/91 (David Cone) (NLT)

Season—1,154, in 1986 (161 games)

Fewest, season—452, in 1924 (152 games)

## **MOST STOLEN BASES**

Inning—8, vs. NY, 7/7/19, 1st gm., 9th

Game—11, at STL, 7/12/06; 10, vs. NY, 8/31/06

Season—200, in 1908

## **HIGHEST BATTING AVERAGE**

Season—.315 in 1930 (156 games)

## **LOWEST BATTING AVERAGE**

Season—.232 in 1942 (151 games)

## **HIGHEST SLUGGING AVERAGE**

Season—.467 in 1929 (154 games)

## **LOWEST SLUGGING AVERAGE**

Season—.304 in 1907 (149 games)

## **HIGHEST ON BASE AVERAGE**

Season—.351 in 1993 (since 1985)

## **MOST GROUNDED INTO DOUBLE PLAYS**

Inning—1, thousands of times

Game—Unknown (NL record: 7)

Season—144, in 1950 (157 games)

Fewest, season—91, in 1935 (156 games); in 1973 (162 games)

## TEAM PINCH HITTING RECORDS

### MOST PINCH HITTERS USED

Inning—5, vs. STL, 4/30/61, 8th (MLT)  
Game—8, vs. CHI, 10/1/91 (13 inn. game)  
Season—25 in 1990

### MOST PINCH HIT AT BATS

Game—Unknown  
Season—290, in 1984 (since 1950)

### MOST PINCH HITS

Inning—4, vs. PIT, 9/12/74, 8th (MLT)  
Game—Unknown (NL record: 6)  
Season—70, in 1984 (since 1950)

### MOST PINCH HOME RUNS

Inning—1, many times; last: John Kruk, vs. MTL, 8/6/94, 9th (ML record: 2)  
Game—2, vs. NY, 5/30/25, 2nd gm.; vs. STL, 6/2/28; vs. PIT, 8/13/58 (MLT)  
Season—11, in 1958

### MOST PINCH HIT RBI

Game—Unknown (AL & NL record not available)  
Season—64, in 1958 (since 1950)

### MOST PINCH WALKS

Inning—Unknown (NL record: 3)  
Season—Unknown

### MOST PINCH STRIKEOUTS

Inning—3, vs. PIT, 7/6/70, 9th (MLT)  
Game—4, vs. MIL, 9/16/60; vs. CHI, 9/7/89 (NL)

### HIGHEST PINCH HITTING AVERAGE

Season—.308, in 1958 (since 1950)

### LOWEST PINCH HITTING AVERAGE

Season—.167, in 1951 (since 1950)

## CLUB FIELDING RECORDS

(Since 1900)

### MOST ERRORS

Game—8, vs. NY, 4/24/22; vs. CIN, 8/18/41  
Season—403, in 1904 (155 games)

### FEWEST ERRORS

Season—104, in 1978 (162 games)

### MOST ERRORLESS GAMES

Season—89, in 1966 (162 games)

### MOST CONSECUTIVE ERRORLESS GAMES

Season—11, in 1967

### MOST DOUBLE PLAYS

Game—5, several times; last: vs. ATL, 8/28/68  
Season—179, in 1961 (155 games); in 1973 (162 games)

### FEWEST DOUBLE PLAYS

Season—112, in 1984 (162 games)

### MOST CONSECUTIVE GAMES, 1 OR MORE DPS

Season—16, (29 DP) in 1961

### MOST PASSED BALLS

Game—Unknown (NL record: 6)  
Season—27, in 1971 (162 games); in 1947 (155 games)

### FEWEST PASSED BALLS

Season—3, in 1952 (154 games); in 1956 (154 games)

### MOST PUTOUTS

Season—4,440, in 1980 (162 games)

### FEWEST PUTOUTS

Season—3,887, in 1907 (149 games)

### MOST ASSISTS

Game—Unknown (NL record: 27)  
Season—2,176, in 1921 (154 games)

### FEWEST ASSISTS

Season—1,437, in 1957 (156 games) (NL)

### MOST TOTAL CHANCES

Game—Unknown (NL record: 55)  
Season—6,512, in 1980 (162 games) (NL)

## CLUB FIELDING RECORDS

### FEWEST TOTAL CHANCES

Season—5,545, in 1955 (154 games) (NL)

### HIGHEST FIELDING PERCENTAGE

Season—.983, in 1978 (162 games); in 1979 (163 games)

### LOWEST FIELDING PERCENTAGE

Season—.936, in 1904 (155 games) (NL)

#### FIRST BASE

PCT. - .999 by Frank McCormick, 1946  
Putouts - 1,597 by Fred Luderus, 1917  
Assists - 125 by Ed Bouchee, 1957  
Double Plays - 142 by Eddie Waitkus, 1950

#### SECOND BASE

PCT. - .994 by Manny Trillo, 1982  
Putouts - 450 by Emil Verban, 1947  
Assists - 562 by Frank Parkinson, 1922  
Double Plays - 142 by Dave Cash, 1974

#### THIRD BASE

PCT. - .982 by Pinky Whitney, 1937  
Putouts - 229 by Ernie Courtney, 1905  
Assists - 404 by Mike Schmidt, 1974  
Double Plays - 40 by Mike Schmidt, 1974

#### SHORTSTOP

PCT. - .991 by Larry Bowa, 1979  
Putouts - 395 by Mickey Doolan, 1906  
Assists - 560 by Larry Bowa, 1971  
Double Plays - 113 by Tom Thevenow, 1930

#### CATCHER

PCT. - .994 by Spud Davis, 1931;  
Ozzie Virgil, 1985  
Putouts - 981 by Darren Daulton, 1993  
Assists - 199 by Red Doolin, 1909  
Double Plays - 19 by Darren Daulton, 1993

#### OUTFIELD

PCT. - 1.000 by Danny Litwhiler, 1942;  
Tony Gonzalez, 1962; Don Demeter,  
1963; Johnny Callison, 1988;  
Jim Eisenreich, 1995  
Putouts - 538 by Rich Ashburn, 1951  
Assists - 44 by Chuck Klein, 1930  
Double Plays - 11 by Sam Thompson, 1896

## BEST HITTING OUTFIELD

The best hitting outfield in major league history was a Phillies combination in 1894.

Sam Thompson (.404), Ed Delahanty (.400) and Bill Hamilton (.339) combined for a .400 batting average. Ranking second is Detroit's 1925 threesome: Harry Hellmann, Ty Cobb and Al Wingo, combining for a .380

# INDIVIDUAL PITCHING RECORDS

(Since 1900)

KEY: (ML) Major League record; (MLT) Major League record tied;  
(NL) National League record; (NLT) National League record tied.

## MOST GAMES

Season—90, Kent Tekulve, 1987 (RH); 76, David West, 1993 (LH)  
Consecutive—8, Jack Baldschun, 1961  
Rookie—65, Jack Baldschun, 1961  
Career—529, Robin Roberts

## MOST GAMES STARTED

Season—45, Grover Alexander, 1916 (RH); 41, Steve Carlton, 1972 (LH)  
Rookie—42, George McQuillan, 1908  
Career—499, Steve Carlton (LH); 472, Robin Roberts (RH)  
Consecutive, no relief appearances—499, Steve Carlton

## MOST COMPLETE GAMES

Season—38, Grover Alexander, 1916 (RH); 34, Doc White, 1902 (LH)  
Rookie—32, George McQuillan, 1908  
Career—372, Robin Roberts  
Consecutive—28, Robin Roberts, 8/28/52-7/5/53

## MOST INNINGS PITCHED

Game—20, Tully Sparks, 8/24/05 vs. CHI (L 2-1); Mule Watson 7/17/18 at CHI  
(L 2-1); Joe Oeschger, 4/30/19 vs. BKN (T 9-9)  
Season—389, Grover Alexander, 1916 (RH); 346, Steve Carlton, 1972 (LH)  
Season, reliever—152, Jim Konstanty, 1950  
Rookie—367, Grover Alexander, 1911  
Career—3,740, Robin Roberts

## MOST CONSECUTIVE SCORELESS INNINGS

Reliever—33, Larry Andersen, 1984  
Starter—41.2, Grover Alexander, 1911  
Start of career—25, George McQuillan, 5/8-9/29/07, 1st gm. (ML)

## MOST CONSECUTIVE BATTERS RETIRED

Game—27, Curt Simmons, 5/16/53 at MIL (Bruton single to start game; then retired next 27);  
Robin Roberts, 5/13/54 vs. CIN (Adams HR to start game; then retired  
next 27); Jim Bunning, 6/21/64 at NY (perfect game)  
Extra Innings—32, Rick Wise, 9/18/71 vs. CHI (12 inn.) W 4-3

## MOST BATTERS FACED

Inning—16, Hal Kelleher, 8th, 5/5/38 at CHI; (L 21-2) (MLT)

## MOST AT BATS

Inning—14, Hal Kelleher, 8th, 5/5/38 at CHI

## MOST HITS ALLOWED

Inning—11, Reggie Grabowski, 9th, (10 singles) 8/4/34, 2d gm. vs. NY (NL)  
Consecutive hits, inning—9, Erskine Mayer, 9th, 8/18/13 (NLT)  
Game—22, Dutch Schesler, 7/11/31, 1st gm. vs NY (8 inn.)  
Shutout, game—12, George Smith, 4-0, 8/12/21 vs. BOS  
Season—348, Claude Passeau, 1937 (RH); 293, Steve Carlton, 1973 (LH)  
Rookie—285, Grover Alexander, 1915; 283, C. Davis, 1934  
Career—3,661, Robin Roberts

## FEWEST HITS ALLOWED

No-Hitters, Phillies—6, since 1900 (See Separate Chart in Guide)  
No-Hitters, Opponents—18, since 1900 (See Separate Chart in Guide)  
1-Hitters, career—6, Steve Carlton

## MOST RUNS ALLOWED

Inning—12, Hal Kelleher, 8th, 5/5/38 at CHI; (L 21-2) (NL)  
Game—17, Bill Duggleby, 9/19/03, 1st gm. at CIN; (L 17-7)  
Season—175, Ray Bengé, 1930 (RH); 164, Les Sweetland, 1930 (LH)  
Rookie—Unknown  
Career—1,501, Robin Roberts

## MOST EARNED RUNS ALLOWED

Season—147, Robin Roberts, 1956 (RH); 143, Les Sweetland, 1930 (LH)  
Rookie—130, Wayne LaMaster, 1937 (LH)  
Career—1,437, Robin Roberts

## MOST HOME RUNS ALLOWED

Inning—4, Wayman Kerksieck, 4th, 8/13/39, 1st gm. at NY; Charlie Bicknell, 6th,  
6/6/48, 1st gm. at STL (MLT)  
Consecutive, inning—3, many, last: Don Carman, 3rd, 4/17/89 at NY  
Game—6, Wayman Kerksieck, 8/13/39, 1st gm. at NY (MLT)  
Season—46, Robin Roberts, 1956 (RH) (NL); 34, Don Carman, 1987 (LH)  
Rookie—25, Ray Semproch, 1958 (RH)  
Career—402, Robin Roberts (185 home, 217 away)

# INDIVIDUAL PITCHING RECORDS

## MOST GRAND SLAMS

- Game**—2, June Green, 7/6/29, 2d gm. vs. STL (NLT)  
**Consecutive games**—2, Bubba Church, 9/24-27/50; Tug McGraw, 8/5-11/79;  
Doug Bair, 7/7-9/87; Tommy Greene, 8/22-27/95 (NLT)  
**Month**—2, June Green, July 1929; Bubba Church, Sept. 1950; Tug McGraw, Aug. 1979;  
Doug Bair, July 1987; Tommy Greene, Aug. 1995  
**Season**—4, Tug McGraw, 1979 (NL)

## MOST TOTAL BASES

- Inning**—18, Charlie Bicknell, 6th, 6/6/48, 1st gm. at STL (NL)

## MOST WALKS

- Inning**—Unknown (NL record: 7, Bob Ewing, CIN, 4/19, 4th, 1902)  
**Game**—12, Fred Mitchell, 7/27/03 vs. BKN; Curt Simmons, 9/6/48 vs. NY, (6.1 inn., called by darkness after 7)  
**Season**—164, Earl Moore, 1911 (RH); 136, Steve Carlton, 1974 (LH)  
**Rookie**—107, Jack Hamilton, 1962  
**Career**—1,252, Steve Carlton

## MOST STRIKEOUTS

- Inning**—3, thousands of times (NL record: 4)  
**Perfect inning**—(3 SO on 9 pitches)—Andy Ashby, 6/15/91 vs. CIN  
**Game, RH**—17, Art Mahaffey, 4/23/61, 1st gm. vs. CHI  
**Game, LH**—16, Steve Carlton, 6/9/82 vs. CHI  
**Game, extra innings**—18, Chris Short, 15 IP, 10/2/65 at NY, 2nd gm. (NLT)  
**Consecutive, relievers**—6, Jack Meyer, 9/22/58, 1st gm., 12th-13th inn. (1st 6 batters); Willie Hernandez, 7/3/83, 8th-9th inn., (all 6 he faced) (NLT)  
**Consecutive, start of game**—Unknown (NL record: 8, Jim Deshaies, HOU, 9/23/86)  
**Consecutive, start of game, opp.**—6, Pete Falcone, 5/1/80, NY  
**Season**—310, Steve Carlton, 1972 (LH); 268, Jim Bunning, 1965 (RH)  
**Rookie**—227, Grover Alexander, 1911; 188, Jack Sanford, 1957  
**Career**—3,031, Steve Carlton

## MOST HIT BATSMEN

- Inning**—Unknown (NL record: 3, held by many)  
**Game**—Unknown (NL record: 4, held by several)  
**Season**—19, Fred Mitchell, 1903; Jim Bunning, 1966 (RH); 16, John Lush, 1906 (LH)

## MOST WILD PITCHES

- Inning**—Unknown (NL record: 4)  
**Game**—5, Ken Howell, 4/5/89 at CHI (W 12-4)  
**Season**—22, Jack Hamilton, 1962 (RH); 14, Chris Short, 1961 (LH)  
**Rookie**—22, Jack Hamilton, 1962

## MOST WINS

- Season**—33, Grover Alexander, 1916 (RH); 27, Steve Carlton, 1972 (LH) (NLT)  
**Season, reliever**—16, Jim Konstanty, 1950  
**Highest pct., team's wins**—45.8, Steve Carlton, 1972, 27-10, (59-97) (NL)  
**Consecutive, season**—15, Steve Carlton, 7/7/72-8/17/72  
**3 consecutive games, relief pitcher**—3, Gene Garber, 5/15, 2nd gm.—16-17/75; Mitch Williams, 8/4-6-7/91 (MLT)  
**Rookie**—28, Grover Alexander, 1911 (ML)  
**Career**—241, Steve Carlton (LH); 234, Robin Roberts (RH)  
**Career, reliever**—54, Ron Reed  
**Winning percentage, season**—.800, Robin Roberts (28-7), 1952 (RH); .741, Steve Carlton (27-10), 1972 (LH)  
**Wins at Vet, season**—17, Steve Carlton, 1974 (lost 3)  
**Wins at Vet, career**—173, Steve Carlton (lost 57)

## NO WINS

- Season**—12, Russ Miller, 1928

## MOST LOSSES

- Season**—24, Charles Fraser, 1904 (RH); 22, Eppa Rixey, 1920 (LH)  
**Season, reliever**—12, Gene Garber, 1975 (10-12)  
**Consecutive, season**—12, Russ Miller, 5/12-8/12/28; Hugh Mulcahy, 1940;

## Ken Reynolds, 5/29-8/25/72

- Consecutive, start of season**—12, Russ Miller, 1928; Ken Reynolds, 1972 (NLT)  
**Rookie**—19, Al Gerheauser, 1943  
**Career**—199, Robin Roberts (RH); 161, Steve Carlton (LH)

# INDIVIDUAL PITCHING RECORDS

## MOST SHUTOUTS

**First ML game**—Eddie Stack, 6/7/10, 1-0, vs. CHI; Earl Caldwell, 9/8/28, 4-0, vs. BOS; Hal Kelleher, 9/17/35, 1-0, vs. CIN; Niles Jordan, 8/26/51, 2-0, vs. CIN; Dave Downs, 9/2/72, 3-0, at ATL; Marty Bystrom, 9/10/80, 5-0, vs. NY  
**Opening day**—3, Chris Short, 1965, 1968, 1970 (NLT)  
**Season**—16, Grover Alexander, 1916 (ML)  
**Consecutive**—4, Grover Alexander, 9/7-13-17-21/11  
**1-0 wins, season**—4, Grover Alexander, 1916  
**1-0 losses, season**—5, George McQuillan, 1908; Jim Bunning, 1967 (MLT)  
**Lost, season**—8, George McQuillan, 1908  
**Rookie**—7, George McQuillan, 1908; Grover Alexander, 1911; 5, Ray Culp, 1963  
**Career**—61, Grover Alexander

## MOST SAVES

**Consecutive appearances**—13, Steve Bedrosian, 5/25-6/30/87 (NL)  
**Season**—43, Mitch Williams, 1993 (LH); 40, Steve Bedrosian, 1987 (RH)  
**Rookie**—16, Jack Meyer, 1955  
**Career**—103, Steve Bedrosian (RH); 102, Mitch Williams (LH)

## MOST SACRIFICE FLIES

**Season**—15, Randy Lerch, 1979 (NL)

## MOST BALKS

**Season**—11, Steve Carlton, 1979 (NL)

## LOWEST EARNED RUN AVERAGE

**Season**—1.22, Grover Alexander, 1915  
**Rookie**—1.53, George McQuillan, 1908

## 20 WINS, 20 LOSSES NEXT SEASON

Eppa Rixey (22-10) 1916; (16-21) 1917  
Steve Carlton (27-10) 1972; (13-20) 1973

## TRIPLE CROWN (W, SO, ERA), NATIONAL LEAGUE

Grover Alexander, 31-241-1.22, 1915  
Grover Alexander, 33-167-1.55, 1916  
Grover Alexander, 30-201-1.86, 1917  
Steve Carlton, 27-310-1.97, 1972

# TEAM PITCHING RECORDS

## NUMBER OF PITCHERS

**Most**—26, 1995 (144 gm.)  
**Fewest**—11, 1976 (162 gm.) (MLT)

## MOST COMPLETE GAMES

**Season**—131, in 1904  
**Consecutive, season**—5, 1966 & 1972  
**Fewest, season**—10, in 1989

## MOST INNINGS

**Game**—21, at CHI, 7/17/18, (L 2-1)  
**Season**—1,480, in 1980  
**Fewest, season**—1,140, in 1918

## MOST HITS ALLOWED

**Inning**—Unknown (AL & NL record not available)  
**Consecutive, inning**—10, vs STL, 6/12/22, 6th  
**Game**—30, vs. NY, 9/2/25, 2nd gm. (L 24-9)  
**Season**—1,993, in 1930 (ML)  
**Fewest, season**—1,086, in 1918

## MOST RUNS ALLOWED

**Inning**—14, at CHI, 8/25/22, 4th  
**Game**—28, vs. STL, 7/6/29, 2nd gm. (L 28-6) (NL)  
**Season**—1,199, in 1930 (NL)  
**Fewest, season**—446, in 1908

## MOST EARNED RUNS ALLOWED

**Season**—1,024, in 1930 (NL)  
**Fewest, season**—332, in 1915 (NL)

## MOST HOME RUNS ALLOWED

**Inning**—4, at NY, 8/13/39, 1st gm., 4th; at STL, 6/6/48, 2nd  
**Game**—6, at CHI, 5/17/79  
**Season**—172, in 1966  
**Fewest, season**—49, in 1944 (since 1940)

# TEAM PITCHING RECORDS

## **MOST GRAND SLAMS**

Game—2, vs. NY, 9/5/24; vs. NY, 7/6/29; vs. PIT, 5/1/33; vs. BOS, 4/30/38

Season—8, in 1933

## **MOST PINCH HOMERS**

Game—2, vs. CHI, 6/9/54; vs. NY, 8/15/62 (13 inn.); vs. NY, 9/17/63 (NLT)

## **MOST WALKS**

Inning—Unknown (AL & NL record not available)

Game—Unknown (AL & NL record not available)

Season—682, in 1974

Fewest, season—259, in 1901

## **MOST STRIKEOUTS**

Inning—3, thousands of times (NL record: 4)

Game—17, vs. CHI, 4/23/61 1st gm. (Art Mahaffey)

Season—1,092, in 1983

Fewest, season—284, in 1900

## **MOST HIT BATSMEN**

Inning—3, 5/15/60, 1st gm., 8th, vs. CIN

Game—Unknown (AL & NL record not available)

Season—61, in 1966

Fewest, season—13, in 1950

## **MOST WILD PITCHES**

Inning—Unknown (NL record: 4, ATL vs. HOU, 5th, 8/4/79)

Game—5, at CHI, 4/5/89

Season—91, in 1989 (NLT)

Fewest, season—14, in 1952 & 1953

## **MOST BALKS**

Inning—Unknown (NL record: 3, 3 times)

Game—Unknown (NL record: 6, MIL vs. CHI, 5/4/63)

Season—23, in 1908 & 1989

Fewest, season—0, in 1946 & 1955 (MLT)

## **MOST WINS**

Season—101, in 1976 & 1977

Fewest, season—42, in 1942

## **MOST LOSSES**

Season—111, in 1941

## **MOST SHUTOUTS**

Season, won—26, in 1916

Season, lost—23, in 1908 & 1909

Longest—18, at NY, 10/2/25 (T 0-0)

Fewest, season—2, in 1942

1-0 shutouts, won—7, in 1913

Longest 1-0 win— 16 inn., vs. CHI, 5/17/91

1-0 shutouts, lost—10, in 1967

Consecutive, games—4, in 1951 (Robin Roberts 7/25 at STL, Ken Johnson 7/26 at STL, Bubba Church 7/27 at CHI, Russ Meyer 7/28 at CHI)

Consecutive innings—41, in 1951

Consecutive, 1-0 losses, season—3, 5/11-12-13/60 (MLT)

## **MOST SAVES**

Season—48, in 1987

Fewest, season—15, in 1972

## **LOWEST EARNED RUN AVERAGE**

Season—2.18, in 1915 (NL)

## **HIGHEST EARNED RUN AVERAGE**

Season—6.70, in 1930 (NL)

## MISCELLANEOUS RECORDS

### HIGHEST WON-LOST PERCENTAGE

Season—.623, in 1976 & 1977 (101-61)  
Lowest, season—.278, in 1942 (42-109)

### MOST GAMES WON

Season—101, in 1976 & 1977  
Consecutive, season—13, 8/3-16/77; 7/30-8/12/91  
Fewest, season—42, in 1942

### MOST GAMES LOST

Season—111, in 1941  
Consecutive, season—23, 7/29/61-8/20/61  
Fewest, season—61, in 1976 & 1977

### MOST HOME GAMES

Season—83, in 1991  
Fewest Home Games Season—79, in 1940, 1977, 1987

### MOST HOME GAMES WON

Season—60, in 1977 (since 1925)  
Consecutive—16, in 1977 & 1991  
Fewest, season—22, in 1945 & 1961 (since 1925)

### MOST ROAD GAMES WON

Season—48, in 1976 (since 1925)  
Consecutive—13, in 1976  
Fewest, season—16, in 1930 (since 1925)

### MOST HOME GAMES LOST

Season—55, in 1923, 1940, 1945 (NL)  
Consecutive—12, in 1928  
Fewest, season—21, in 1977 (since 1925)

### MOST ROAD GAMES LOST

Season—69, in 1939 (since 1925)  
Consecutive—13, in 1919, 1927, 1948  
Fewest, season—33, in 1976 (since 1925)

### BIGGEST MARGIN OF VICTORY

Game—19, vs. NY, (26-7), 6/11/85

### BIGGEST MARGIN OF DEFEAT

Game—22, vs. CIN, (24-2), 5/13/02; (28-6), vs. STL, 7/6/29

### BIGGEST DEFICIT TO OVERCOME IN VICTORY

Game—11, at CHI, 4/17/76, 10 inn.; Losing 12-1 & 13-2; (W 18-16)

### LONGEST GAMES

Innings, opening game—14, at BKN, 4/17/23 (T 5-5) (NLT)  
Innings—21, at CHI, 7/17/18 (L 2-1)  
Innings, at Vet—20, vs. ATL, 5/4/73, (W 5-4); vs. LA, 7/7/93, (W 7-6)  
Time—Unknown (NL record: 4:18, LA vs. SF, 10/2/62) 9 inn.; 6:10 vs. LA, 7/7/93 (20 inn.)

### SHORTEST GAME

Time—0.51, at NY, 9/28/19, 1st gm., (L 6-1) (ML)

## BROTHERS WHO PLAYED FOR THE PHILLIES

\*Dave and Dennis Bennett  
\*Dino and Lou Chiozza  
\*Ed and Tom Delahanty  
\*Garvin and Granny Hamner  
Fritz and George Knothe  
\*Frank and Tom Maher  
Charlie and Luther Roy  
\*Bill and Roy Thomas  
Jim and Wally Westlake

\* were teammates

# RUNS, HITS — GAME/INNING

## MOST RUNS, GAME

PHILLIES			OPPONENTS		
Runs	Opponent	Date	Runs	Opponent	Date
26	vs NY	6/11/85	28	vs STL	7/06/29
23	vs PIT	7/13/00	26	at CHI	8/25/22
23	at CHI	8/25/22	24	at CIN	5/13/02
23*	at CHI	5/17/79	24	vs NY	9/02/25
21	vs CIN	5/15/11	23	vs STL	9/16/26
21	at CIN	9/14/20	23	vs NY	7/11/31
20	at CIN	5/11/00	22	vs NY	6/01/23
20	at STL	5/11/23	22	at BKN	6/06/30
19	vs CIN	6/24/01	22	vs BKN	9/23/39
19	vs PIT	5/11/11	22*	at CHI	5/17/79
19	at CIN	5/22/37	21	seven times	
19	vs CHI	6/23/86			
18	ten times; last: at COL, 5/30/93				

## MOST RUNS, SHUTOUT GAME

PHILLIES			OPPONENTS		
Runs	Opponent	Date	Runs	Opponent	Date
18	at PIT	7/11/10	15	vs NY	4/30/18
18	at CIN	8/10/30	15	vs CHI	6/12/35
18	vs CIN	7/14/34	15	vs CHI	9/26/44
17	at PIT	5/20/51	15	at BKN	8/16/52
16	vs HOU	9/10/63	14	vs BKN	7/04/42
15	at BOS	7/03/28	14	vs STL	8/06/80
15	at NY	5/22/36	14	at CHI	9/27/81
14	vs STL	6/13/22	13	at PIT	8/08/11
13	vs BOS	9/05/10	13	at NY	9/04/20
13	at BOS	9/08/13	13	vs PIT	7/04/45
13	at CHI	6/12/15			
13	at MTL	6/19/94			

## MOST RUNS, INNING

PHILLIES				OPPONENTS			
Runs	Inn.	Opponent	Date	Runs	Inn.	Opponent	Date
12	6th	vs CHI	7/21/23	14	4th	at CHI	8/25/22
11	2nd	vs CIN	7/14/34	12	3rd	vs STL	9/16/26
11	7th	at SF	7/15/72	12	6th	vs CHI	8/21/35
11	3rd	at STL	9/24/81	12	8th	at CHI	5/05/38
10	5th	at PIT	7/20/38	12	8th	vs BKN	5/24/53
10	7th	at BOS	6/20/43	12	8th	vs HOU	5/31/75
10	8th	vs NY	9/04/44	11	9th	vs NY	8/04/34
10	1st	vs NY	8/13/48	11	7th	at CHI	5/05/46
10	8th	vs CIN	6/02/49	10	2nd	at CHI	8/25/22
10	1st	vs CHI	8/05/75	10	1st	vs STL	7/06/29
10	8th	at SF	8/21/84	10	5th	vs STL	7/06/29
				10	3rd	vs NY	7/10/30
				10	1st	vs PIT	5/22/34
				10	5th	vs CHI	6/13/37
				10	5th	vs CIN	8/03/69
				10	7th	at HOU	6/11/74
				10	1st	vs PIT	6/08/89

## MOST HITS, GAME

PHILLIES			OPPONENTS		
Hits	Opponent	Date	Hits	Opponent	Date
27	vs PIT	7/23/30	28	at CIN	5/13/02
27	vs NY	6/11/85	28	vs STL	7/06/29
26	at CHI	8/25/22	28	vs NY	7/11/31
25	vs CIN	6/24/01	27	vs PIT	8/08/21
24*	at CHI	4/17/76	27	vs BKN	9/23/39
24*	at CHI	5/17/79	26	vs NY	7/10/30
24*	at LA	5/19/90	26	vs STL	9/23/30
23	nine times		26*	at CHI	5/17/79
			25	eight times	

\* Extra-inning game

# STREAKS

## CLUB

### Winning (Since 1887)

- 16 — 1887, 1890, 1892
- 13 — 1977 (5 road), 1991 (4 road)
- 11 — 1955 (all home)
- 11 — 1983 (6 road/5 home)
- 10 — 1901
- 10 — 1984 (9 road/1 home)
- 9 — 1905, 1969 (all road)

### Consecutive Wins - Home

- 16 — 1977, 1991
- 14 — 1890
- 11 — 1916, 1955, 1977

### Consecutive Wins - Road

- 13 — 1976 (CHI, PIT, ATL, HOU, STL)
- 10 — 1969 (NY, MTL, PIT, CHI)
- 9 — 1984 (LA, SD, SF)

### Losing (Since 1900)

- 23 — 1961
- 14 — 1927, 1936
- 13 — 1919 (twice), 1942, 1955
- 12 — 1904, 1922, 1928 (twice), 1944
- 11 — 1925, 1930, 1939, 1985, 1989
- 10 — 1903, 1924, 1928 (twice), 1931, 1939, 1948, 1956, 1961, 1962, 1964, 1970, 1972

### Consecutive Losses - Home

- 12 — 1928
- 10 — 1936, 1972
- 9 — 1955

### Consecutive Losses - Road

- 13 — 1919, 1927, 1948
- 12 — 1928
- 11 — 1972
- 10 — 1928, 1931, 1939, 1956, 1961, 1971, 1975, 1990

## HITTING STREAKS

- 36 — Billy Hamilton, 1894 (L)
- 31 — Ed Delahanty, 1899 \*
- 26 — Chuck Klein, 1930 \*(L)
- 26 — Chuck Klein, 1930 \*(L)
- 24 — Willie Montanez, 1974 \*(L)
- 23 — Goldie Rapp, 1921 \*(SW) +
- 23 — Johnny Moore, 1934 (L)
- 23 — Richie Ashburn, 1948 \*(L) +
- 23 — Pete Rose, 1979 \*(SW)
- 23 — Lonnie Smith, 1981 \*\* +
- 23 — Lenny Dykstra, 1990 \*(L)
- 22 — Chuck Klein, 1931 \*(L)
- 22 — Chick Fullis, 1933
- 21 — Irish Meusel, 1920
- 21 — Danny Litwhiler, 1940\*\* ≠
- 21 — Pete Rose, 1982 (SW)
- 20 — Chuck Klein, 1932 (L)
- 20 — Richie Ashburn, 1951 (L)
- 20 — Pancho Herrera, 1960 \*\* +
- 20 — Garry Maddox, 1978
- 19 — Gavy Cravath, 1917 \*
- 19 — Pinky Whitney, 1928

- 19 — Mickey Haslin, 1935
- 19 — Del Ennis, 1947
- 19 — John Kruk, 1989 (L)
- 18 — Gene Paulette, 1920
- 18 — Irish Meusel, 1921
- 18 — Pinky Whitney, 1931
- 18 — Richie Ashburn, 1955 (L)
- 18 — Willie Jones, 1956
- 18 — Larry Bowa, 1970 (SW) +
- 18 — Larry Bowa, 1981 (SW)
- 18 — Ricky Jordan, 1988 +
- 18 — Mariano Duncan, 1993
- 17 — Pinky Whitney, 1930
- 17 — Chuck Klein, 1931 (L)
- 17 — Richie Ashburn, 1950 (L)
- 17 — Mel Clark, 1952 +
- 17 — Del Ennis, 1955
- 17 — Tony Gonzalez, 1962 (L)
- 17 — Mike Schmidt, 1979
- 17 — Pete Rose, 1981 (SW)
- 17 — Juan Samuel, 1988

\*Led League \*\*Tied for Lead + Rookie

## PITCHING STREAKS

### WINS

- 15 — Steve Carlton, 1972 (L)
- 12 — Charles Ferguson, 1886
- 10 — Togie Pittinger, 1905
- 10 — Tully Sparks, 1907
- 10 — Grover Alexander, 1913
- 10 — Earl Moore, 1910
- 9 — Grover Alexander, 1915
- 9 — Ken Heintzelman, 1949 (L)
- 9 — Robin Roberts, 1952
- 8 — done 16 times, last time by Tommy Greene, 1993

### LOSSES

- 12 — John Coleman, 1883
- 12 — Russ Miller, 1928
- 12 — Hugh Mulcahy, 1940
- 12 — Ken Reynolds, 1972 (L)
- 11 — Lee Grissom, 1941 (L)
- 11 — John Buzhardt, 1960
- 11 — Barry Lersch, 1971
- 11 — Bill Champion, 1972
- 11 — Kyle Abbott, 1992 (L)
- 10 — John McFetridge, 1903
- 10 — Tully Sparks, 1904
- 10 — John Singleton, 1922
- 10 — Max Butcher, 1939
- 10 — Murry Dickson, 1954
- 10 — Ari Mahaffey, 1961



**JOHNNY CALLISON IS THE  
ONLY PHILLIE TO WIN MVP HONORS  
IN AN ALL-STAR GAME (1964)**

### **HITTING FACTS**

<i>Career Top 10</i> .....	79
<i>Double Figures</i> .....	80
<i>Hitting for Cycle</i> .....	101
<i>Home Runs</i> .....	81-90
<i>HR, Game</i> .....	86
<i>HR, Grand Slams</i> .....	87
<i>HR, Inside the Park</i> .....	83
<i>HR, Season</i> .....	88-89
<i>HR at the Vet</i> .....	90-91
<i>Pinch Hitting</i> .....	92-93
<i>Phillie Phanatic</i> .....	91
<i>RBI</i> .....	94
<i>Season Leaders by Position</i> .....	98
<i>Season Top 10</i> .....	97
<i>Season Leaders</i> .....	99-101
<i>Stolen Bases</i> .....	95-96
<i>Yearly Batting Leaders</i> .....	102-107
<i>Yearly Team Batting</i> .....	108-109

# CAREER BATTING TOP 10

GAMES		AT BATS		RUNS	
Schmidt	2,404	Schmidt	8,352	Schmidt	1,506
Ashburn(L)	1,794	Ashburn(L)	7,122	Delahanty	1,365
Bowa(SW)	1,739	Bowa(SW)	6,815	Ashburn(L)	1,114
Taylor	1,669	Delahanty	6,352	Klein(L)	963
Ennis	1,630	Ennis	6,327	S. Thompson(L)	928
Delahanty	1,544	Taylor	5,799	R. Thomas(L)	916
Magee	1,521	Hamner	5,772	Magee	898
W. Jones	1,520	Magee	5,505	Ennis	891
Hamner	1,501	W. Jones	5,419	Hamilton(L)	877
C. Williams(L)	1,463	Callison(L)	5,306	C. Williams(L)	825
HITS		RUNS BATTED IN		SINGLES	
Schmidt	2,234	Schmidt	1,595	Ashburn(L)	1,811
Ashburn(L)	2,217	Delahanty	1,286	Delahanty	1,544
Delahanty	2,211	Ennis	1,124	Bowa(SW)	1,498
Ennis	1,812	Klein(L)	983	Thomas(L)	1,236
Bowa(SW)	1,798	S. Thompson(L)	958	Schmidt	1,219
Klein(L)	1,705	Magee	889	Ennis	1,178
Magee	1,647	Luzinski	811	Taylor	1,178
C. Williams(L)	1,553	C. Williams(L)	796	Magee	1,108
Hamner	1,518	W. Jones	754	Hamner	1,083
Taylor	1,511	Whitney	734	Klein(L)	1,062
DOUBLES		TRIPLES		HOME RUNS	
Delahanty	432	Delahanty	151	Schmidt	548
Schmidt	408	Magee	127	Ennis	259
Magee	337	S. Thompson(L)	103	Klein(L)	243
Klein(L)	336	Ashburn(L)	97	Luzinski	223
Ennis	310	Callison(L)	84	C. Williams(L)	217
Ashburn(L)	287	Bowa(SW)	81	Allen	204
Hamner	271	Cravath	72	Callison(L)	185
Callison(L)	265	Samuel	70	W. Jones	180
S. Thompson(L)	258	Ennis	65	V. Hayes(L)	124
Luzinski	253			Seminick	123
				Daulton(L)	123
TOTAL BASES		EXTRA BASE HITS		WALKS	
Schmidt	4,404	Schmidt	1,015	Schmidt	1,507
Delahanty	3,197	Delahanty	667	Ashburn(L)	946
Ennis	3,029	Klein(L)	643	Thomas(L)	946
Klein(L)	2,898	Ennis	634	W. Jones	693
Ashburn(L)	2,764	Magee	539	Delahanty	643
C. Williams(L)	2,557	Callison(L)	534	V. Hayes(L)	619
Magee	2,483	C. Williams(L)	503	Luzinski	572
Callison(L)	2,426	Luzinski	497	Hamilton(L)	551
Luzinski	2,283	Allen	472	C. Williams(L)	551
W. Jones	2,236	S. Thompson(L)	456	Magee	547
INTENTIONAL WALKS		STRIKEOUTS		STOLEN BASES	
Schmidt	202	Schmidt	1,883	Magee	387
Allen	81	Luzinski	1,098	Bowa	288
Boone	77	Allen	1,023	Samuel	249
Luzinski	74	Callison(L)	854	V. Hayes	202
V. Hayes(L)	74	Samuel	824	Ashburn	199
Dalrymple(L)	71	Taylor	818	Maddox	189
Kruk(L)	56	V. Hayes(L)	677	Schmidt	174
Callison(L)	53	Daulton(L)	647	Dykstra	166
Daulton(L)	53	Ennis	622	R. Thomas	164
Maddox	51	Seminick	591	Paskert	149
SACRIFICE FLIES		BATTING AVG.		ON-BASE PCT.	
Schmidt	108	Hamilton(L)	.362	Kruk(L)	.400
Luzinski	53	Delahanty	.348	Ashburn(L)	.394
Maddox	51	Flick(L)	.345	Dykstra(L)	.389
Boone	43	S. Thompson(L)	.335	Klein(L)	.383
V. Hayes(L)	43	Klein(L)	.326	Hurst(L)	.382
Bowa(SW)	36	S. Davis	.321	Schmidt	.380
Allen	32	Leach(L)	.312	S. Davis	.374
W. Jones	32	Ashburn(L)	.311	Allen	.371
Daulton(L)	32	Kruk(L)	.309	Rose(SW)	.365
Gonzalez(L)	29	Whitney	.307	Luzinski	.363
Montanez(L)	29			V. Hayes(L)	.363
Kruk(L)	29				

## ***DOUBLE FIGURES***

### ***TEN OR MORE 2B, 3B, HR, SB IN A SEASON***

<b>Player</b>	<b>Year</b>	<b>2B</b>	<b>3B</b>	<b>HR</b>	<b>SB</b>
George Wood	1887	22	19	14	19
Roger Connor	1892	37	11	12	22
Ed Delahanty	1893	35	18	19	37
Sam Thompson	1893	37	13	11	18
Sam Thompson	1894	29	27	13	29
Ed Delahanty	1895	49	10	11	46
Sam Thompson	1895	45	21	18	27
Ed Delahanty	1896	44	17	13	37
Elmer Flick	1900	33	16	11	35
Gavvy Cravath	1913	34	14	19	10
Sherry Magee	1914	39	11	15	25
Cy Williams	1920	36	10	15	18
Curt Walker	1922	36	11	12	11
Chuck Klein	1932	50	15	38	20
Johnny Callison	1962	26	10	23	10
Richie Allen	1965	31	14	20	15
Richie Allen	1966	25	10	40	10
Richie Allen	1967	31	10	23	20
Garry Maddox	1977	27	10	14	22
Mike Schmidt	1977	27	11	38	15
Bake McBride	1979	16	12	12	25
Juan Samuel	1984	36	19	15	72
Juan Samuel	1985	31	13	19	53
Juan Samuel	1986	36	12	16	42
Juan Samuel	1987	37	15	28	35

### ***15 OR MORE DOUBLES, TRIPLES, HOME RUNS IN A SEASON***

<b>Player</b>	<b>Year</b>	<b>2B</b>	<b>3B</b>	<b>HR</b>
Ed Delahanty	1893	35	18	19
Sam Thompson (L)	1895	45	21	18
Chuck Klein (L)	1932	50	15	38
Johnny Callison (L)	1965	25	16	32
Juan Samuel	1984	36	19	15
Juan Samuel	1987	37	15	28

### ***20 - 20 CLUB***

<b>Player</b>	<b>Year</b>	<b>HR</b>	<b>SB</b>
Sam Thompson (L)	1889	20	24
Chuck Klein (L)	1932	38	20
Richie Allen	1967	23	20
Mike Schmidt	1974	36	23
Mike Schmidt	1975	38	29
Juan Samuel	1987	28	35
Von Hayes (L)	1989	26	28

### ***EIGHT HITS, DOUBLEHEADER***

<b>Players</b>	<b>Date</b>	<b>AB</b>	<b>2B</b>	<b>3B</b>	<b>HR</b>
Sam Thompson	8/11/94	10	1	2	0
Ed Delahanty	7/13/97	8	1	0	0
Buck Jordan	6/26/38	10	3	0	0
Johnny Wyrostek	8/15/46	10	3	0	0
Eddie Waitkus	8/27/50	11	2	0	0
Richie Ashburn	5/20/51	10	0	0	0

# HOME RUNS

## MOST CAREER, BY POSITION

P	— Rick Wise and Larry Christenson	11
C	— Darren Daulton	123
1B	— Don Hurst	111
2B	— Juan Samuel	91
3B	— Mike Schmidt	509
SS	— Granny Hamner	61
OF	— Del Ennis	257
OF	— Chuck Klein	241
OF	— Greg Luzinski	219
OF	— Cy Williams	208

## MOST CAREER, BY PARK

Recreation Park	Charlie Bastian, 5
Baker Bowl	Chuck Klein, 156
Shibe Park/Connie Mack Stadium	Del Ennis, 133
Veterans Stadium	Mike Schmidt, 265

## MOST ONE SEASON, BY PARK

Recreation Park	13 in 1886
Baker Bowl	95 in 1922
Shibe Park/Connie Mack Stadium	77 in 1955
Veterans Stadium	101 in 1977

## MOST IN ONE MONTH

Month	Team High	Individual High
April	22 in 1993	Mike Schmidt, 11** in 1976
May	32 in 1980	Cy Williams, 15* in 1923
June	42 in 1977	Mike Schmidt, 14 in 1977
July	41 in 1977	Chuck Klein, 14 in 1929
August	38 in 1950, 1977, 1985	Mike Schmidt, 12 in 1975
September	34 in 1922	Chuck Klein, 9 in 1929
		Mike Schmidt, 9 in 1980
October	8 in 1972	Mike Schmidt, 4** in 1980

\* National League Record \*\* Tied National League Record

## MOST IN ONE MONTH - TEAM

42 — June, 1977	38 — August, 1985	35 — June, 1929
41 — July, 1977	37 — August, 1969	35 — July, 1930
38 — July, 1950	37 — June, 1975	35 — June, 1973
38 — August, 1950	36 — August, 1993	
38 — August, 1977	35 — May, 1929	

## PITCHERS, CAREER (199)

- 11 — Larry Christenson, Rick Wise
- 9 — Steve Carlton, Schoolboy Rowe
- 7 — Al Orth
- 6 — Bill Duggleby
- 5 — Robin Roberts
- 4 — Grover Alexander, Ken Brett, Jim Bunning, Don Cardwell, Hal Carlson, Phil Collins, Charlie Ferguson, Tommy Greene, Randy Lerch, Lee Meadows, Jimmy Ring, Jack Taylor
- 3 — Johnny Couch, Wayland Dean, Kevin Gross, Art Mahaffey, Claude Passeau
- 2 — Dennis Bennett, Ed Dally, Curt Davis, Jack Fifeild, Woody Fryman, Jack Knight, Erskine Mayer, Bob Miller, Clarence Mitchell, David Palmer, Bucky Walters, Doc White
- 1 — 54 players

# HOME RUNS

## HOMERING IN 5 STRAIGHT GAMES

Richie Allen, 1969 (May 27-28, 30-June 1)  
Mike Schmidt, 1979 (July 6-10)

## HOMERING IN 4 STRAIGHT GAMES

Cy Williams, 1926 Chuck Klein, 1929 Don Hurst, 1929 Johnny Rizzo, 1940 Andy Seminick, 1948 Del Ennis, 1950 (twice) Stan Lopata, 1957 Richie Allen, 1967	Ken Brett, 1973 Mike Schmidt, 1975, 1976, 1977, 1979 (twice), 1980 (3 times), 1982, 1984 Greg Luzinski, 1977 Len Matuszek, 1984 Juan Samuel, 1985 Pete Incaviglia, 1993, 1994
--	---

## CONSECUTIVE HOME RUN GAMES, TEAM (Since 1911)

CONSECUTIVE GAMES HITTING A HR		CONSECUTIVE GAMES NO HOMERS	
Games	Year(s)	Games	Year(s)
14	1922	30	1918
13	1964	24	1945
12	1973	21	1917
11	1987, 1990	19	1934
10	1929, 1930	Modern Record	
	1936, 1953	12	1960
	1955, 1961	10	1980
	1980, 1991		

## MOST HOME RUNS BY POSITION

(Major Leagues)

POS.	PLAYER	HR Total This Pos.
of	Willie Mays	643
of	Hank Aaron	661
of	Babe Ruth	692
1b	Lou Gehrig	493
2b	Joe Morgan	266
3b	Mike Schmidt	509
ss	Cal Ripken, Jr	319
c	Carlton Fisk	351
p	Wes Ferrell	37

## HITTING 10 OR MORE HOMERS - MONTH

Homers	Player	Month,	Year	Homers	Player	Month,	Year
15	Cy Williams	May,	1923	11	Del Ennis	July,	1953
14	Chuck Klein	July,	1929	11	Greg Luzinski	June,	1975
14	Mike Schmidt	June,	1977	11	Mike Schmidt	April,	1976
13	Deron Johnson	July,	1971	11	Mike Schmidt	May,	1979
13	Mike Schmidt	July,	1979	10	Cy Williams	July,	1927
12	Chuck Klein	June,	1932	10	Chuck Klein	July,	1930
12	Dick Allen	June,	1966	10	Chuck Klein	May,	1932
12	Mike Schmidt	Aug.,	1975	10	Willie Jones	July,	1950
12	Mike Schmidt	May,	1980	10	Bill Robinson	Aug.,	1973
12	Mike Schmidt	July,	1982	10	Mike Schmidt	June,	1974
11	Chuck Klein	May,	1929	10	Greg Luzinski	July,	1977

# HOME RUNS

## INSIDE THE PARK, CAREER

(There have been 205 Inside the Park homers by 94 players since 1904.)

- 19 – Sherry Magee
- 9 – John Titus
- 8 – Red Dooïn
- 7 – Richie Ashburn, Kitty Bransfield
- 5 – Richie Allen, Beals Becker, Possum Whitted
- 4 – Mickey Doolan, Hans Lobert, Fred Luderus
- 3 – Harry Anderson, Johnny Bates, Larry Bowa, Johnny Callison, Gavvy Cravath, George Harper, Ted Kazanski, Chuck Klein, Freddy Leach, Irish Meusel, Dode Paskert, Mike Schmidt, Milt Stock, Cy Williams
- 2 – Dave Bancroft, Denny Doyle, Bill Duggleby, Barney Friberg, Eddie Grant, Von Hayes, Walter Holke, Cliff Lee, Johnny Lush, Ron Northey, Juan Samuel, Andy Seminick, Denny Sothorn, Roy Thomas, Bill White, Pinky Whitney, Russ Wrightstone
- 1 – Doug Baird, Juan Bell, John Bolling, Bob Boone, Ed Bouchee, Frank Bruggy, Dave Cash, Frank Corridon, Ernie Courtney, Tony Curry, Kiddo Davis, Spud Davis, Bob Dernier, Vance Dinges, Jack Doyle, Lenny Dykstra, Del Ennis, Johnny Evers, Chico Fernandez, Art Fletcher, Kid Gleason, Tony Gonzalez, Granny Hamner, Terry Harmon, Willie Jones, \*Oscar Judd, Bill Killefer, Otto Knabe, Bevo LeBourveau, Hal Lee, Joe Lonnett, Bake McBride, \*Rube Melton, Johnny Mokon, John Monroe, Mickey Morandini, Fred Osborn, \*Buz Phillips, Wally Post, Goldie Rapp, Cookie Rojas, Heinie Sand, Paul Sentelle, \*Curt Simmons, Casey Stengel, Tony Taylor, Al Todd, Harry Walker, Lee Walls, Del Wilber, Glenn Wilson, Jimmie Wilson

\*Pitcher

## INSIDE THE PARK, SEASON

### Individual

- 5 – Red Dooïn, 1904
- 4 – Sherry Magee, 1907  
Beals Becker, 1913
- 3 – John Titus, 1904  
Kitty Bransfield, 1905  
Sherry Magee, 1911  
Richie Allen, 1966

### Team

- 16 – 1904
- 10 – 1913
- 9 – 1907
- 7 – 1905, 1909, 1911
- 6 – 1917, 1923, 1957

## INSIDE THE PARK GRAND SLAMS

8/23/18	Irish Meusel at Cincinnati	6/19/51	Willie Jones at Pittsburgh
7/25/24	George Harper vs Chicago	8/08/56	Ted Kazanski at New York

## EXTRA-INNING INSIDE THE PARK HOMERS

9/21/47	Del Ennis at NY	8/01/66	Richie Allen vs HOU
9/25/64	Richie Allen vs MIL	5/15/89	Bob Dernier vs SF
6/11/65	Johnny Callison vs HOU		

## INSIDE THE PARK, VET STADIUM

8/18/72	Larry Bowa vs HOU	6/12/85	Glenn Wilson vs NY
7/10/76	Bob Boone vs SD	7/24/85	Von Hayes vs HOU
7/23/76	Dave Cash vs PIT	8/25/85	Juan Samuel vs SF
7/03/77	Mike Schmidt vs PIT	5/15/89	Bob Dernier vs SF
9/16/78	Mike Schmidt vs NY	7/24/90	Lenny Dykstra vs NY
7/31/79	Bake McBride vs CHI	5/26/92	Mickey Morandini vs ATL
8/21/80	Larry Bowa vs SD	9/24/92	Juan Bell vs CHI
8/30/82	Mike Schmidt vs ATL		

## DID YOU KNOW?

Vance Dinges' inside the parker on July 12, 1946 at Pittsburgh was a *pinch homer* in the 9th inning.

# HOME RUNS

## BACK-TO-BACK HOMERS

**Most, Season – Club:** 9 in 1980

**Most, Season – Individual:** 6 in 1980, Mike Schmidt and Greg Luzinski

**Most, Career:** 9 – Schmidt/Luzinski and Chuck Klein/Don Hurst

**Most, Game-Same Players:** 2 by Don Money and Greg Luzinski, at CHI, 10/3/72

**Most, Game – Consecutive:** 3 (three times)

9/30/77 vs MTL, 2nd inning (Greg Luzinski, Richie Hebner, Garry Maddox)

8/17/85 at CHI, 7th inning (Juan Samuel, Glenn Wilson, Mike Schmidt)

7/26/87 vs ATL, 8th inning (Milt Thompson, Von Hayes, Mike Schmidt)

## BACK-TO-BACK LEADOFF HOME RUNS

The National League record for consecutive home runs at the start of a game is three, set by San Diego in 1987. The American League has had back-to-back homers to lead off a game 18 times. The Phillies have hit back-to-back homers to start their half of the inning, twice:

7/29/84 – Juan Samuel and Von Hayes vs MTL

7/07/86 – Gary Redus and Juan Samuel vs ATL

## LEAD OFF HOMERS

### Most Career

- 14 – Juan Samuel
- 11 – Lenny Dykstra
- 6 – John Briggs
- 6 – Bake McBride
- 6 – George Paskert
- 6 – Tony Taylor
- 4 – Tony Gonzalez
- 4 – Bill Hamilton
- 4 – Heine Sand
- 3 – 5 players
- 2 – 15 players
- 1 – 29 players

### Most Season

- 4 – Juan Samuel, 1989
- 4 – Lenny Dykstra, 1993
- 3 – Heine Sand, 1924
- 3 – Leo Norris, 1937
- 3 – John Briggs, 1966
- 3 – Tony Taylor, 1970
- 3 – Bake McBride, 1978
- 3 – Bake McBride, 1979
- 3 – Juan Samuel, 1985
- 3 – Juan Samuel, 1987
- 3 – Phil Bradley, 1988
- 3 – Lenny Dykstra, 1994

**Club Record:** 6 – 1978 (McBride-3, Martin-2, Schmidt-1)  
– 1989 (Samuel-4, Ready-2)

## HOMERING 3 TIMES IN A DOUBLEHEADER

5/20/27 – Cy Williams vs CIN

7/15/29 – Chuck Klein vs CHI

7/23/32 – Don Hurst vs BKN

5/10/33 – Chuck Klein vs CIN

8/19/33 – Chuck Klein vs CIN

8/14/40 – Johnny Rizzo at BKN

8/28/48 – Del Ennis at PIT

6/12/49 – Andy Seminick vs STL

5/13/56 – Stan Lopata at PIT

6/08/58 – Harry Anderson at STL

## DID YOU KNOW?

Mike Schmidt once hit a ball 329 feet for a single. He hit a speaker mounted on the roof (117 feet high) of the Houston Astrodome, June 10, 1974. The pitcher was Claude Osteen.

# HOME RUNS

## EXTRA INNING HOMERS

### Most Career

9 –	Mike Schmidt
6 –	Richie Allen
5 –	Gavvy Cravath
5 –	Del Ennis
5 –	Cy Williams
4 –	Tony Gonzalez
4 –	Stan Lopata
3 –	5 players
2 –	21 players
1 –	65 players

### Most Season

2 –	Gavvy Cravath, 1914
2 –	Jim Tabor, 1946
2 –	Wes Covington, 1961
2 –	Johnny Callison, 1963
2 –	Richie Allen, 1964
2 –	Richie Allen, 1966
2 –	Willie Montanez, 1971
2 –	Manny Trillo, 1981
2 –	John Russell, 1986
2 –	Mike Schmidt, 1986
2 –	Dave Hollins, 1993
2 –	Charlie Hayes, 1995

Club Record: 6 – 1986 (Schmidt-2, Russell-2; Stone, Samuel)

## TWO, ONE INNING — PLAYER

6/02/49 – Andy Seminick vs CIN, 8th inning

6/11/85 – Von Hayes vs NY, 1st inning \*

\*First player in history to hit two homers in the first inning

## MOST, ONE INNING — CLUB (5)

6/02/49 – vs CIN, 8th Inning (Del Ennis, Andy Seminick (2), Willie Jones and Schoolboy Rowe)

## FIRST ML HIT A HOME RUN

Date	Phillie	Opponent
4/21/98	Bill Duggleby * + #	vs New York
5/15/22	Tom Sullivan +	at St. Louis
4/19/38	Emmett Mueller #	vs Brooklyn
8/21/40	Charlie Frye +	at Chicago
8/02/41	Jim Carlin	at St. Louis
7/05/43	Bob Finley	vs St. Louis
9/15/43	Andy Seminick	vs New York
9/14/49	Ed Sanicki #	at Pittsburgh
7/11/54	Jim Command *	at Brooklyn
9/21/56	Bob Bowman	at New York
6/02/57	Dick Farrell +	vs Brooklyn
5/16/75	Larry Christenson +	vs Atlanta
9/22/86	Jeff Bittiger +	at Pittsburgh
7/17/88	Ricky Jordan *	vs Houston
8/26/88	Ron Jones	vs Los Angeles

\* Grand Slam + Pitcher # 1st Plate Appearance \* 1st At Bat

## OPPONENTS WITH THREE HOMERS IN A GAME VS PHILS

Date	Opposing Player	Team	Date	Opposing Player	Team
7/12/97	Tom McCreery	vs LOU	7/21/55	Gus Bell	vs CIN
7/26/30	Hack Wilson	vs CHI	6/29/61	Willie Mays*	vs SF
6/24/31	George Watkins	vs STL	7/30/69	Bob Tillman	vs ATL
7/20/33	Floyd Herman	at CHI	5/31/70	Rico Carty	at ATL
7/06/34	Hal Lee	vs BOS	5/16/72	Rick Monday	vs CHI
5/09/37	Al Kampouris	vs CIN	5/09/73	Johnny Bench	vs CIN
7/26/42	Clyde McCullough	vs CHI	5/22/76	Reggie Smith	vs STL
5/30/50	Duke Snider	at BKN	5/17/79	Dave Kingman	at CHI
6/11/52	Hank Sauer	at CHI	5/03/87	Eric Davis	vs CIN
			8/01/87	Andre Dawson	at CHI
			5/26/90	Jeff Treadway	vs ATL

\* 10-inning game

## HOME RUNS — GAME

### THREE IN A GAME — PLAYER

10/09/84	John Manning, of, consecutive
9/15/22	Walt Henline, c-of - at St. Louis
5/11/23	Cy Williams, of (LH) - at St. Louis
7/22/36	John Moore, of (LH), consecutive - vs Pittsburgh
6/02/49	Andy Seminick, c - vs Cincinnati
8/27/51	Del Wilber, c, consecutive - vs Cincinnati
7/23/55	Del Ennis, of - vs St. Louis
9/12/61	Don Demeter, of - at Los Angeles
9/27/64	John Callison, of (LH), consecutive - vs Milwaukee
6/06/65	John Callison, of (LH) - at Chicago
9/29/68	Richie Allen, of, consecutive - at New York
7/11/71	Deron Johnson, 1b, consecutive - vs Montréal
7/07/79	Mike Schmidt, 3b, consecutive - vs San Francisco
6/14/87	Mike Schmidt, 3b, consecutive - at Montreal
8/29/89	Von Hayes, of (LH) - at San Francisco

### FOUR IN A GAME — PLAYER

7/13/96	Ed Delahanty
7/10/36	Chuck Klein (LH)* - at Pittsburgh
4/17/76	Mike Schmidt, consecutive* - at Chicago

\*10-inning game

### SIX HOMERS IN A GAME — CLUB

5/11/23	vs CHI — Williams (3), Mogan (2), Parkinson
8/28/48	at PIT — Ennis (2), Hamner, Lakeman, Seminick, Miller
6/2/49	vs CIN — Seminick (3), Ennis, Jones, Rowe
4/27/65	at SF — Allen (2), Covington, Gonzalez, Dalrymple, Callison
10/3/72	at CHI — Money (2), Luzinski (2), Harmon, B. Robinson
4/17/76	at CHI — Schmidt (4), Boone, Maddox
8/12/77	at CHI — McCarver (2), Carlton, Luzinski, Johnstone, Hutton
8/17/85	at CHI — Daulton (2), Schu, Samuel, Wilson, Schmidt
5/30/93	at COL — Daulton (2), Greene, Duncan, Hollins, Batiste

### SIX HOMERS IN A GAME — OPPOSITION

5/17/79	at CHI — Kingman (3), Ontiveros, Marlin, Buckner
---------	--

### TWO OR MORE, ONE GAME (CAREER)

44 - Mike Schmidt	7 - Don Demeter, Andy Seminick
23 - Chuck Klein	6 - Gavy Cravath, Stan Lopata, Fred Luderus, Don Money, Sam Thompson
20 - Richie Allen	5 - Cliff Lee, Johnny Moore
17 - Greg Luzinski	4 - 11 players
14 - Cy Williams	3 - 12 players
12 - Willie Jones	2 - 24 players
11 - Dolf Camilli, Von Hayes	1 - 71 players
10 - Johnny Callison	
9 - Darren Daulton, Del Ennis	
8 - Don Hurst	

### TWO, ONE GAME — PITCHER

6/24/26 - Jack Knight	8/28/71 - Rick Wise
7/22/30 - Phil Collins	9/05/76 - Larry Christenson
6/23/71 - Rick Wise	9/30/78 - Randy Lerch

# HOME RUNS — GRAND SLAMS

## EXTRA INNINGS

9/04/24	Cy Williams	vs NY	10th
7/18/25	Cy Williams	vs CHI	10th
9/09/58	Wally Post	vs LA	10th
9/16/67	Rick Joseph	vs LA	11th
6/20/71	Deron Johnson	at NY	11th
7/11/83	Mike Schmidt	at CIN	11th
9/17/89	John Kruk	vs STL	12th
8/06/91	Dale Murphy	vs CHI	11th

## MOST — ONE SEASON

- 4 — Vince DiMaggio, 1945
- 3 — Chuck Klein, 1929 and 1932; Gene Freese, 1959
- 2 — George Harper, 1924; Cy Williams, 1925 and 1926; Russ Wrightstone, 1927; Doll Camilli, 1937; Andy Seminick, Willie Jones and Del Ennis, 1950; Willie Jones, 1951; Don Demeter, 1962; Dick Stuart, 1965; Richie Allen, 1968; Mike Schmidt, 1973 and 1983; Greg Luzinski, 1976 and 1977; Dave Johnson, 1978; Darren Daulton, 1992 and 1993; Mariano Duncan, 1993

## MOST — CAREER

- 7 — Mike Schmidt
- 6 — Willie Jones, Chuck Klein, Cy Williams
- 5 — Richie Allen, Darren Daulton, Del Ennis, Greg Luzinski, Andy Seminick
- 4 — Vince DiMaggio, Russ Wrightstone
- 3 — Lave Cross, Don Demeter, Gene Freese, Granny Hamner, George Harper, Fred Luderus, Garry Maddox, Sam Thompson
- 2 — 25 players
- 1 — 93 players

## MOST - ONE GAME, CLUB

- 2 — 4/28/21, Ralph Miller and Lee Meadows

## PINCH HITTERS (13)

4/15/26	Cy Williams vs BOS (Larry Benton)	9/16/67	Rick Joseph vs LA (Ron Perranoski)*
5/02/43	Schoolboy Rowe vs BOS (Alva Javery)	7/19/70	Jim Hutto vs LA (Jim Brewer)
5/18/45	Jimmie Foxx vs STL (Ken Burkhardt)	4/30/78	Dave Johnson vs SD (Bob Shirley)
6/02/45	Vince DiMaggio vs PIT (Al Gerheauser)	6/03/78	Dave Johnson vs LA (Terry Forster)
4/18/59	Gene Freese vs CIN (Mike Cuellar)	7/08/78	Bake McBride vs MTL (Rudy May)
5/26/63	Roy Sievers vs CIN (Bill Henry)	9/02/83	Ozzie Virgil vs SF (Gary Lavelle)
		8/23/95	Jim Eisenreich vs SD (Dustin Hermanson)

\*11th inning

## PITCHERS (12)

4/21/98	Bill Duggleby vs NY (Cy Seymour)
4/28/21	Lee Meadows vs BOS (Jack Scott)
5/04/23	Lee Meadows vs NY (Art Neft)
5/12/25	Jimmy Ring vs PIT (Vic Aldridge)
6/23/29	Phil Collins vs BOS (Kent Greenfield) - 2nd game
5/02/43	Schoolboy Rowe vs BOS (Alva Javery)
8/02/62	Art Mahaffey vs NY (Craig Anderson)
8/28/71	Rick Wise vs SF (Don McMahon) - 2nd game
6/24/74	Jim Lonborg vs MTL (Chuck Taylor)
9/27/77	Larry Christenson vs CHI (Dennis Lamp)
5/16/84	Steve Carlton at LA (Fernando Valenzuela)
8/25/95	Jeff Juden vs LA (John Cummings)

## ULTIMATE GRAND SLAMS

(Grand slam to win the game in the last inning while down by three runs.)

8/02/70	Tony Taylor	vs San Francisco	off Mike Davidson, 0 outs
4/13/83	Bo Diaz	vs New York	off Neil Allen, 2 outs

# HOME RUNS — SEASON

## 30 OR MORE, ONE SEASON

HR PLAYER	YEAR	HR PLAYER	YEAR
48 — Mike Schmidt	1980	35 — Mike Schmidt	1987
45 — Mike Schmidt	1979	34 — Deron Johnson	1971
43 — Chuck Klein (LH)	1929	34 — Greg Luzinski	1975
41 — Cy Williams (LH)	1923	33 — Richie Allen	1968
40 — Chuck Klein (LH)	1930	33 — Mike Schmidt	1985
40 — Richie Allen	1966	32 — Lefty O'Doul (LH)	1929
40 — Mike Schmidt	1983	32 — Stan Lopata	1956
39 — Greg Luzinski	1977	32 — Johnny Callison (LH)	1965
38 — Chuck Klein (LH)	1932	32 — Richie Allen	1969
38 — Mike Schmidt	1975	31 — Don Hurst (LH)	1929
38 — Mike Schmidt	1976	31 — Chuck Klein	1931
38 — Mike Schmidt	1977	31 — Del Ennis	1950
37 — Mike Schmidt	1986	31 — Johnny Callison (LH)	1964
36 — Mike Schmidt	1974	31 — Mike Schmidt	1981
36 — Mike Schmidt	1984	30 — Cy Williams (LH)	1927
35 — Greg Luzinski	1978	30 — Del Ennis	1948
35 — Mike Schmidt	1982	30 — Willie Montanez (LH)	1971

LH - Lefthanded Hitters

## TRIOS, ONE SEASON

Chuck Klein	43	Mike Schmidt	38
Lefty O'Doul	32	Greg Luzinski	34
Don Hurst	31	Richie Allen	12
<b>Total in 1929</b>	<b>106</b>	<b>Total in 1975</b>	<b>84</b>
Greg Luzinski	39	Mike Schmidt	35
Mike Schmidt	38	Juan Samuel	28
Richie Hebner	18	Von Hayes	21
<b>Total in 1977</b>	<b>95</b>	<b>Total in 1987</b>	<b>84</b>

## DUOS, ONE SEASON

Greg Luzinski	39	Mike Schmidt	48
Mike Schmidt	38	Greg Luzinski	19
<b>Total in 1977</b>	<b>77</b>	<b>Total in 1980</b>	<b>67</b>
Chuck Klein	43	Deron Johnson	34
Lefty O'Doul	32	Willie Montanez	30
<b>Total in 1929</b>	<b>75</b>	<b>Total in 1971</b>	<b>64</b>
Mike Schmidt	38	Mike Schmidt	35
Greg Luzinski	34	Juan Samuel	28
<b>Total in 1975</b>	<b>72</b>	<b>Total in 1987</b>	<b>63</b>

## EACH PARK, ONE SEASON

1929 — Chuck Klein	1950 — Dick Sisler
1941 — Danny Litwhiler	1952 — Del Ennis
1944 — Ron Northey	1959 — Wally Post
1948 — Del Ennis	1979 — Mike Schmidt
1950 — Andy Seminick	

### DID YOU KNOW?

Chuck Klein (1929) and Andy Seminick (1950) are the only two Phillies to ever hit a home run against every National League team both at home and on the road in the same year.

# HOME RUNS – SEASON

## MOST PLAYERS WITH 20 HOMERS

- 4 – 1962 Don Demeter, Johnny Callison, Roy Sievers, Tony Gonzalez
- 3 – 1929 Chuck Klein, Lefty O'Doul, Don Hurst
- 1950 Del Ennis, Willie Jones, Andy Seminick
- 1965 Johnny Callison, Dick Stuart, Richie Allen
- 1987 Mike Schmidt, Juan Samuel, Von Hayes

## CONSECUTIVE 20 HOME RUN SEASONS

Seasons	Player	Years	Seasons	Player	Years
14	Mike Schmidt	1974-87	5	Del Ennis	1952-56
6	Richie Allen	1964-69	4	Johnny Callison	1962-65
5	Chuck Klein	1929-33	4	Greg Luzinski	1975-78

## MOST PLAYERS IN DOUBLE HOME RUN FIGURES

- 7 – 1977 Luzinski, Schmidt, Hebner, Johnstone, Maddox, Boone, McBride
- 1987 Schmidt, Samuel, Hayes, Parrish, James, Aguayo, Wilson
- 1993 Daulton, Incaviglia, Dykstra, Hollins, Kruk, Chamberlain, Duncan
- 6 – 1950 Ennis, Jones, Seminick, Goliat, Sisler, Hamner
- 1955 Ennis, Lopata, Jones, Greengrass, Seminick, Morgan
- 1969 Allen, Hise, Johnson, Callison, Briggs, Ryan
- 1973 Luzinski, Robinson, Schmidt, Montanez, Unser, Boone
- 1978 Luzinski, Schmidt, Hebner, Boone, Maddox, McBride
- 1984 Schmidt, Virgil, Hayes, Samuel, Lezcano, Matuszek
- 1986 Schmidt, Hayes, Samuel, Wilson, Russell, Redus
- 1988 James, Parrish, Samuel, Schmidt, Bradley, Jordan

## MOST MULTIPLE HOME RUN GAMES

- |                        |                         |
|------------------------|-------------------------|
| 7 – Richie Allen, 1968 | 5 – Greg Luzinski, 1977 |
| 6 – Cy Williams, 1923  | – Mike Schmidt, 1980    |
| – Chuck Klein, 1931    | – Mike Schmidt, 1983    |
| – Mike Schmidt, 1974   | – Von Hayes, 1989       |

## MOST HOME RUNS AT HOME

- 29 – Chuck Klein, 1932
- 26 – Cy Williams, 1923
- Chuck Klein, 1930
- 25 – Chuck Klein, 1929
- Mike Schmidt, 1980
- 24 – Dolf Camilli, 1936
- 22 – Chuck Klein, 1931
- Deron Johnson, 1971
- Mike Schmidt, 1975
- Greg Luzinski, 1977

## MOST HOME RUNS ON THE ROAD

- 29 – Mike Schmidt, 1979
- 23 – Richie Allen, 1966
- Mike Schmidt, 1980
- 22 – Del Ennis, 1948
- 21 – Mike Schmidt, 1976
- Mike Schmidt, 1977
- Mike Schmidt, 1983
- 20 – Mike Schmidt, 1984
- Mike Schmidt, 1987
- 19 – Don Demeter, 1962
- Mike Schmidt, 1985

## 30 HOMERS and 100 RBIs, SAME SEASON

Year	Player	HR/RBI	Year	Player	HR/RBI
1923	Cy Williams (L)	41/114	1975	Greg Luzinski	34/120
1929	Chuck Klein (L)	43/145	1976	Mike Schmidt	38/107
1929	Don Hurst (L)	31/125	1977	Greg Luzinski	39/130
1929	Lefty O'Doul (L)	32/122	1977	Mike Schmidt	38/101
1930	Chuck Klein (L)	40/170	1978	Greg Luzinski	35/101
1931	Chuck Klein (L)	31/121	1979	Mike Schmidt	45/114
1932	Chuck Klein (L)	38/137	1980	Mike Schmidt	48/121
1950	Del Ennis	31/126	1983	Mike Schmidt	40/109
1964	Johnny Callison (L)	31/104	1984	Mike Schmidt	36/106
1965	Johnny Callison (L)	32/101	1986	Mike Schmidt	37/119
1966	Richie Allen	40/110	1987	Mike Schmidt	35/113
1974	Mike Schmidt	36/116			

(Schmidt is the leader with nine 30/100 seasons; Klein had four; Luzinski three; Callison two; five others had one each.)

# HOME RUNS – VETERANS STADIUM

## UPPER DECK HOMERS

			SECTION	ROW	SEAT
<b>RIGHT FIELD</b>					
1.	6/25/71	– Willie Stargell (PIT) off Jim Bunning	601	exit	—
2.	7/05/77	– Jay Johnstone off Pat Zachry (NY)	503	2	4
3.	8/16/78	– Richie Hebner off Bob Welch (LA)	502	2	8
4.	6/27/85	– Von Hayes off Kurt Kepshire (STL)	501	3	10
5.	4/12/87	– Leon Durham (CHI) off Steve Bedrosian	503	1	1
6.	9/15/89	– Von Hayes off Scott Terry (STL)	502	1	18
*7.	10/07/93	– Fred McGriff (ATL) off Tommy Greene	501	1	12
8.	7/26/95 (2)	– Tony Longmire off Jason Christiansen (PIT)	502	1	8
9.	8/18/95	– Barry Bonds (SF) off Tyler Green	502	2	12
<b>CENTER FIELD</b>					
1.	6/27/71	– Roberto Clemente (PIT) off Joe Hoerner	—	—	—
2.	8/20/71	– Richie Allen (LA) off Barry Lersch	—	—	—
3.	5/16/72	– Greg Luzinski off Burt Hooton (LA)	off Liberty Bell (400 level)		
4.	8/21/73	– Nate Colbert (SD) off Ken Brett	5th level catwalk		
5.	6/02/74	– Greg Luzinski off Randy Moffit (SF)	4th level catwalk		
6.	4/17/75	– Mike Schmidt off Ray Burris (CHI)	right edge of scoreboard		
<b>LEFT FIELD (500 Level Only)</b>					
1.	4/17/71	– Earl Williams (ATL) off Barry Lersch	—	—	—
2.	5/22/71	– Lee May (CIN) off Barry Lersch	—	—	—
3.	6/26/71	– Bob Robertson (PIT) off Billy Wilson	—	—	—
4.	9/07/71	– Greg Luzinski off R. Cleveland (STL) 1st ML HR	570	3	3
5.	6/03/72	– Johnny Bench (CIN) off Steve Carlton	571	3	—
6.	8/18/72	– Deron Johnson off Dave Roberts (HOU)	570	—	—
7.	5/09/73	– Johnny Bench (CIN) off Steve Carlton	foul pole		
8.	7/10/73	– Greg Luzinski off Tom House (ATL)	572	4	5
9.	7/11/73	– Dusty Baker (ATL) off Mike Wallace	571	3	4
10.	7/11/73	– Greg Luzinski off Jim Freeman (ATL)	580	5	4
11.	8/22/73	– Bill Robinson off Steve Arlin (SD)	569	—	—
12.	8/27/73	– Dave Kingman (SF) off Jim Lonborg	570	5	—
13.	9/01/73	– Mike Anderson off Balor Moore (MTL)	573	4	—
14.	6/01/74	– Mike Schmidt off Mike Caldwell (SF)	575	3	3
15.	7/29/74	– Mike Schmidt off Jerry Reuss (PIT)	571	1	3
16.	7/18/75	– Mike Schmidt off Wayne Granger (HOU)	569	7	8
17.	8/10/75	– Gary Matthews (ATL) off Dick Ruthven	—	—	—
18.	5/08/76	– Greg Luzinski off Tommy John (LA)	578	1	6
19.	10/10/76	– Greg Luzinski off Pat Zachry (NY)	574	3	8
20.	7/05/77	– Mike Schmidt off Pat Zachry (NY)	569	1	8
21.	7/13/77	– Greg Luzinski off Tom Underwood (STL)	575	4	8
22.	7/13/77	– Greg Luzinski off Tom Underwood (STL)	570-571	4	aisle
23.	9/30/77	– Greg Luzinski off Stan Bahnsen (MTL)	571-572	3	aisle
24.	5/19/79	– Tony Perez (MTL) off Doug Bird	580	2	—
25.	5/16/82	– Gary Matthews off Atlee Hammaker (SF)	—	—	—
26.	7/07/82	– Gary Matthews off Tim Lollar (SD)	572	1	—
27.	8/29/83	– Luis Salazar (SD) off Steve Carlton	570	1	—
28.	8/31/84	– Chili Davis (SF) off Jerry Koosman	578	2	—
29.	5/27/85	– John Russell off Mark Thurmond (SD)	575	1	4
30.	8/27/85	– Carmelo Martinez (SD) off Dave Rucker	571	1	3
31.	6/25/86	– Mike Schmidt off Scott Sanderson (CHI)	571	2	4
32.	8/09/87	– Jack Clark (STL) off Bruce Ruffin	573	6	4
33.	9/13/88	– Andre Dawson (CHI) off Bill Dawley	573	2	5
34.	7/28/89	– Charlie Hayes off Rick Reed (PIT)	577	3	4
35.	7/06/91	– Hubie Brooks (NY) off Bruce Ruffin	—	—	—
36.	8/20/91	– Wes Chamberlain off John Smiley (PIT)	570	3	3
37.	5/13/92	– Matt Williams (SF) off Kyle Abbott	570	2	2
38.	6/22/93	– Francisco Cabrera (ATL) off Danny Jackson	570	2	4
39.	7/31/93	– Pete Incaviglia off Dave Otto (PIT)	570	2	6
40.	4/13/94	– Ellis Burks (COL) off Ben Rivera	575	3	16
41.	8/11/95	– Mark Whiten off Bill Pulsipher (NY)	539	2	5
42.	8/18/95	– Mark Whiten off Terry Mulholland (SF)	542	1	15
43.	8/20/95	– Matt Williams (SF) off Jeff Juden	541	2	14

\*Post-season

## HOME RUNS – VETERANS STADIUM

TEAM TOTALS	LEADING PHILLIES	LEADING OPPONENTS
Phillies 1,637	1. Mike Schmidt 265	1. Gary Carter 26
Opponents 1,469	2. Greg Luzinski 130	2. Barry Bonds 22
Expos 168	3. Von Hayes 77	3. Andre Dawson 21
Pirates 164	4. Darren Daulton 61	4. Dave Parker 17
Mets 162	5. Juan Samuel 52	Johnny Bench 17
Cubs 146	6. Garry Maddox 47	6. Dave Kingman 16
Reds 135	7. Bob Boone 36	7. Dale Murphy 15
Cardinals 128	8. Willie Montanez 35	Darryl Strawberry 15
Braves 127	9. Lenny Dykstra 34	9. Willie Stargell 14
Dodgers 121	Dave Hollins 34	Ron Cey 14
Giants 117	11. John Kruk 32	Matt Williams 14
Padres 88	12. Ricky Jordan 30	12. George Foster 13
Astros 85	13. Deron Johnson 29	Dusty Baker 13
Rockies 14	14. Richie Hebner 27	Hubie Brooks 13
Marlins 14	15. Glenn Wilson 24	15. Jack Clark 12
	16. Pete Incaviglia 21	Darrell Evans 12
	17. Wes Chamberlain 17	Pedro Guerrero 12
	18. Dickie Thon 15	George Hendrick 12
	Mariano Duncan 15	Reggie Smith 12
		Ryne Sandberg 12
<b>TOTAL 3,106</b>		

**Most One Season:** Phillies - 101, 1977; Schmidt - 25, 1980  
Opponents - 21, 1978 (Pirates); Carter (Expos) - 7, 1978

## PHANATIC

**HT:** 6 feet; **WT:** 300 pounds, mostly fat

**AGE:** Made debut on April 25, 1978

**BIRTHPLACE:** Galapagos Islands

**EYES:** White eyeballs, black pupils, purple eyelashes and blue eyebrows

**SKIN:** Bright green fur

**PHYSICAL DEFECTS:** Overweight, clumsy feet, extra long beak, curled-up red tongue, gawking neck, slight case of body odor.

It was created out of one of the weekly staff meetings of the Phillies marketing department after the 1977 season. It was named after the fanatical Phillies fans.

The original person in the costume was **David Raymond**, a graduate of Newark (DE) High School and the University of Delaware (1979), BA degree in physical education. In his 17 years, Raymond missed just eight games.

**Tom Burgoyne**, the "new" phanatic, actually began his fanatical career as Raymond's back-up in 1989. He additionally joined the Phillies promotional staff in 1990. The 29 year old is married to the former Jennifer Kennedy and is a graduate of St. Joseph's Preparatory School and Drexel University (1988), where he earned a BS degree in Marketing.



# PINCH HITTING

TEAM TOTALS						TEAM LEADER, AVERAGE (min. 16 ABs)					
Year	AVG.	AB	H	HR	RBI	Player	AVG.	AB	H	HR	RBI
1950	.250	124	31	2	21	Dick Whitman	.308	39	12*	0	5
1951	.167	146	29	2	14	Bill Nicholson	.306	36	11	0	9
1952	.204	113	23	4	16	Bill Nicholson	.250	32	8	3	10
1953	.219	137	30	2	19	Connie Ryan	.350	20	7	1	4
						Eddie Waitkus	.350	20	7	0	1
1954	.225	120	27	2	20	Smoky Burgess	.353	17	6	1	7
1955	.210	138	29	2	16	Glen Gorbous	.265	34	9	1	3
1956	.217	180	39	2	39	Solly Hemus	.273	33	9	0	0
1957	.178	163	29	5	21	Ron Northey	.269	26	7	1	5
1958	.308*	208	64*	11*	84*	Bob Bowman	.419*	31	13	3	9
1959	.247	215	53	9*	53	Dave Philley	.395	38	15	0	11
1960	.195	261	51	4	30	Bobby Gene Smith	.315	35	11	1	8
1961	.219	260	57	2	30	Tony Gonzalez	.375	16	6	1	3
1962	.203	227	46	2	28	Wes Covington	.300	30	9	0	6
1963	.198	217	43	8*	36*	Wes Covington	.320	25	8	2	9
1964	.232	215	50	2	30*	John Herrstein	.333	21	7	1	5
1965	.202	228	46	2	24	Alex Johnson	.296	27	8	1	1
1966	.212	208	44	1	19	Doug Clemens	.245	49	12	0	8
1967	.184	255	47	3	26	Doug Clemens	.204	54	11	0	4
1968	.242	186	45*	5*	23	Rick Joseph	.292	24	7	2	3
1969	.156	173	27	0	14	Terry Harmon	.222	18	4	0	0
1970	.242	207	50	6*	41	Rick Joseph	.297	37	11	3	7
1971	.196	184	36	3	17	Byron Browne	.259	27	7	1	2
1972	.213	221	47*	5*	21	Tommy Hutton	.421*	19	8	0	3
1973	.256	227	58	4	29	M.Rogodzinski	.340	47	16*	2	7
1974	.281	210	59	9*	41	Tony Taylor	.370	46	17	2	12
1975	.247	247	61	4	42	Jay Johnstone	.400	25	10	1	6
1976	.233	215	50	1	21	Ollie Brown	.346	26	9	1	8
1977	.249	213	53	2	42	Dave Johnson	.346	26	9	1	11
1978	.193	218	42	8*	40	Dave Johnson	.316	19	6	2	11
1979	.229	218	50	5	29	Del Unser	.304	46	14	4	14
1980	.276	174	48	0	25	Del Unser	.316	38	12	0	6
1981	.227	132	30	2	17	George Vukovich	.455	11	5	1	3
1982	.217	189	41	0	23	Greg Gross	.358	53	19*	0	7
1983	.242	227	55	4	35	Pete Rose	.364	22	8	0	2
1984	.241	290	70	10	60	Len Matuszek	.417	24	10	3	10
1985	.205	244	50	4	29	Jeff Stone	.278	18	5	1	1
1986	.267	224	60	6	32	Jeff Stone	.333	21	7	1	3
1987	.233	258	60	4	21	Keith Hughes	.421	19	8	0	3
1988	.230	243	56	1	23	Tommy Barrett	.381	21	8	0	2
1989	.199	286	57	3	30	Randy Ready	.263	19	5	1	3
1990	.211	246	52	4	29	Randy Ready	.267	45	12	0	5
1991	.241	245	59	2	33	Jim Lindeman	.361	36	13	0	2
1992	.233	219	51	4	26	Jim Lindeman	.400	20	8	1	5
1993	.253	198	50	2	26	Milt Thompson	.320	25	8	0	3
1994	.272	147	40	3	27	Pete Incaviglia	.350	20	7	1	3
1995	.233	215	50	7	37	Tony Longmire	.303	33	10	3	11

\*League Leader

### Most Pinch Hits, Career

117	Greg Gross (L)
53	Tony Taylor
52	Tommy Hutton (L)
47	Tim McCarver (L)
43	Ricky Jordan
37	Dave Philley (SW)
35	John Briggs (L)
35	Del Unser (L)
33	Wes Covington (L)
33	Cy Williams (L)

### Most Pinch Hits, Season

20	Roy (Doc) Miller, 1913 (L)
19	Greg Gross, 1982 (L)
18	Rene Monteagudo, 1945 (L)
18	Dave Philley, 1958 (SW)
17	Tony Taylor, 1974
16	Mike Rogodzinski, 1973 (L)
16	Ricky Jordan, 1993
15	Harry McCurdy, 1933 (L)
15	Schoolboy Rowe, 1943
15	Dave Philley, 1959 (L)
15	Greg Gross, 1987 (L)

# PINCH HITTING

## YEARLY LEADERS IN PINCH HITS

Year	PH	Player	Year	PH	Player	Year	PH	Player
1883-91		no player had a PH	1916	6	Claude Cooper	1953	7	Connie Ryan
1892	1*	Charlie Reilly	1917	5	Frank Schulte	7	Eddie Walkus	
1893	2*	John Sharrott	1918	8*	Mike Fitzgerald	1954	6	Smoky Burgess
1894	2*	Mike Grady	1919	6	Gavvy Cravath	1955	9	Glenn Gorbous
1895	2*	Tuck Tucker	1920	12*	Gavvy Cravath	1956	14*	Frank Baumholtz
1896	1	Ed Delahanty	1921	9	Bevo LeBoureau	1957	7	Ron Northey
	1	Bill Hulien	1922	4	Bevo LeBoureau	1958	18*	Dave Philley
1897	1	Jack Boyle	1923	6	Clarence Mitchell	1959	15	Dave Philley
	1	Kid Carsy	1924	7	Butch Henline	1960	12	Clay Dalrymple
	1	Jack Clements	1925	6	Russ Wrightstone	1961	6	Tony Gonzalez
	1	Billy Nash	1926	6	Wayland Dean	1962	9	Wes Covington
	1	Al Orth	1927	7	Jack Scott	1963	8	Wes Covington
1898	2	Al Orth	1928	7	Cy Williams	1964	7	John Herrmstein
1899	2	Pearce Chiles	1929	9	Cy Williams	1965	8	Alex Johnson
	2	Ed Delahanty	1930	8	Harry McCurdy	1966	12	Doug Clemens
	2	Nap Lajoie		8	Tripp Sigman	1967	11	Doug Clemens
1900	1	Klondike Douglass		8	Cy Williams	1968	11	Rick Joseph
1901	1	Jack Dunn	1931	7	Harry McCurdy	1969	4	Terry Harmon
	1	Al Orth	1932	5	Fred Bickell	1970	11	Rick Joseph
	1	Rabbit Slagle	1933	15*	Harry McCurdy	1971	7	Byron Browne
1902	2	Fred Jacklitsch	1934	7	Harvey Hendrick	1972	8	Tommy Hutton
1903	3	Red Doin	1935	5	Al Todd	1973	16*	Mike Rogodzinski
	3	Frank Roth	1936	8	Jimmie Wilson	1974	17	Tony Taylor
1904	4*	Frank Roth	1937	7	Earl Browne	1975	11	Tommy Hutton
1905	3	Red Doin		7	Johnny Moore	1976	9	Ollie Brown
	3	Hugh Duffy	1938	5	Cap Clark	1977	10	Tommy Hutton
	3	Otto Krueger	1939	8	Emmett Mueller	1978	9	Jose Cardenal
1906	1	Jerry Donovan	1940	4	Herschel Martin	1979	14	Del Unser
	1	Red Doin		4	Emmett Mueller		14	Greg Gross
	1	John Lush		4	Bennie Warren	1980	12	Del Unser
	1	John Titus	1941	5	Chuck Klein	1981	6	Greg Gross
	1	Joe Ward		5	John Rizzo	1982	19*	Greg Gross
1907	7*	Willred Osborn	1942	5	Earl Naylor	1983	11	Joe Leblevre
1908	3	Ernie Courtney	1943	15*	Schoolboy Rowe	1984	13	Greg Gross
1909	5	Joe Ward	1944	8	Coaker Triplett	1985	7	Greg Gross
1910	3	Red Doin	1945	18*	Rene Monteagudo		7	Derrell Thomas
	3	Jimmy Walsh	1946	8	Lou Novikoff	1986	13	Greg Gross
1911	4	John Titus	1947	9	Charlie Gilbert	1987	15	Greg Gross
1912	7	Roy Miller	1948	7	Bama Rowell	1988	13	Greg Gross
1913	20*	Roy Miller		7	Harry Walker	1989	11	Curt Ford
1914	10	Josh Devore	1949	7	Buddy Blattner	1990	12	Randy Ready
1915	3	Dode Paskert	1950	12*	Dick Whitman	1991	13	Jim Lindeman
	3	Bud Weiser	1951	11	Bill Nicholson	1992	13	Jeff Grotewold
			1952	8	Bill Nicholson	1993	16	Ricky Jordan
						1994	8	Tony Longmire
						1995	12	Gary Varsho

\* League Leader

HITTING FACTS

## PINCH HOMERS, CAREER

(There have been 245 pinch homers hit in Phillies history by 138 players)

- 9 — Cy Williams
- 6 — Gavvy Cravath, Rick Joseph, Del Unser
- 5 — Gene Freese, Bill Nicholson
- 4 — Bob Bowman, Ollie Brown, Johnny Callison, Dave Hollins, Wally Post, Rip Repulski
- 3 — Luis Aguayo, Jeff Grotewold, Von Hayes, Tommy Hutton, Dave Johnson, Deron Johnson, Tony Longmire, Stan Lopata, Jerry Martin, Len Matuszek, John Russell, Tony Taylor
- 2 — 34 Players
- 1 — 80 Players

## MOST PINCH HOMERS, SEASON

- 5 — Gene Freese (1959)
- 4 — Rip Repulski (1958), Del Unser (1979)
- 3 — Cy Williams (1928), Bill Nicholson (1952), Bob Bowman (1958), Wally Post (1958), Rick Joseph (1970), Jerry Martin (1978), Len Matuszek (1984), Dave Hollins (1990)\*, Jeff Grotewold (1992), Tony Longmire (1995)

\*Has hit one from each side of the plate.

## PINCH HOMERS CONSECUTIVE AT BATS

- 3 — Del Unser — 6/30/79  
7/05/79  
7/10/79
- 2 — Cy Williams — 6/02/28, 6/06/28  
Lefty O'Doul — 9/09/30, 9/13/30  
Rip Repulski — 8/22/58, 8/24/58  
Gene Freese — 4/18/59, 4/23/59  
Jerry Martin — 5/18/78, 5/26/78  
Jeff Grotewold — 7/7/92 (gm 2),  
7/8/92

# RUNS BATTED IN

## BY THE MONTH

April	Von Hayes, 1989 (22)	July	Chuck Klein, 1929 (40)
May	Cy Williams, 1923 (44)	August	Don Demeter, 1962 (31)
June	Chuck Klein, 1930 (36)	Sept.	Gary Matthews, 1981 (31)

## MOST IN ONE MONTH

44	Cy Williams, 1923 (May)	33	Chuck Klein, 1932 (June)
40	Chuck Klein, 1929 (July)	33	Greg Luzinski, 1973 (June)
39	Del Ennis, 1950 (July)	32	Don Hurst, 1932 (May)
38	Pinky Whitney, 1932 (July)	32	Chuck Klein, 1930 (May)
38	Chuck Klein, 1930 (July)	32	Del Ennis, 1954 (May)
36	Chuck Klein, 1930 (June)	32	Mike Schmidt, 1974 (June)
34	Don Hurst, 1929 (July)	32	Greg Luzinski, 1977 (July)
34	Dick Allen, 1966 (June)	32	Mike Schmidt, 1979 (July)
33	Chuck Klein, 1929 (May)		

## MOST CONSECUTIVE GAMES WITH AN RBI

10	Pinky Whitney, 1931	8	Don Hurst, 1929 Buzz Arlett, 1931
9	Pinky Whitney, 1928 Don Hurst, 1932		Don Hurst, 1932 Chuck Klein, 1932 Wes Schulmerich, 1933 Del Ennis, 1955 Mike Schmidt, 1984 Darren Daulton, 1992

## MOST, ONE GAME — PHILLIES

RBI	Player	Date	Opponent
8	Kitty Bransfield	7/11/10	at Pittsburgh
	Gavvy Cravath	8/08/15	at Cincinnati
	Willie Jones	8/20/58	at St. Louis
	Mike Schmidt	4/17/76 (10 inn.)	at Chicago
7	Ed Delahanty	7/13/94	at Chicago
	Lee King	4/28/11	at Brooklyn
	Cy Williams	5/20/27	vs Cincinnati
	Dolf Camilli	4/19/35	vs New York
	Granny Hamner	7/17/48	at St. Louis
	Del Ennis	7/27/50	vs Chicago
	Del Ennis	7/23/55	vs St. Louis
	Don Demeter	9/12/61	at Los Angeles
	Richie Allen	9/29/68	at New York
	Greg Luzinski	6/11/77	at Atlanta

## MOST, ONE GAME — OPPOSITION

RBI	Player	Date	Opponent
8	Babe Herman	7/20/33	at Chicago
	Mel Ott	5/11/36	vs New York
	Alex Kampouris	5/09/37	vs Cincinnati
	Ed Bailey	7/22/65	at Chicago
	Chris Speier	9/22/82	at Montreal
7	George Kelly	7/25/28	vs Cincinnati
	Pie Traynor	6/06/30	vs Pittsburgh
	Frank Demaree	7/26/36	vs Chicago
	Dom Dallessandro	8/26/41	vs Chicago
	Johnny Bench	5/09/73	vs Cincinnati
	Joe Morgan	8/19/74	at Cincinnati
	Bill Buckner	5/17/79	at Chicago
	George Hendrick	6/29/82	vs St. Louis
	Will Clark	7/14/91	vs San Francisco
	Mike Piazza	8/27/95	vs Los Angeles
	Gary Sheffield	9/18/95	vs Florida

# STOLEN BASES

Year	TEAM				Player	INDIVIDUAL			
	ATT.	SB	CS	PCT.		ATT.	SB	CS	PCT.
1951	91	63	28	.692	Richie Ashburn	35	29	6	.829
1952	101	60	41	.594	Richie Ashburn	27	16	11	.593
1953	63	42	21	.667	Richie Ashburn	20	14	6	.700
1954	57	30	27	.526	Richie Ashburn	19	11	8	.579
1955	76	44	32	.579	Richie Ashburn	32	12	10	.545
1956	68	45	23	.662	Richie Ashburn	11	10	1	.909
1957	83	57	26	.687	Chico Fernandez	23	18	5	.783
1958	84	51	33	.607	Richie Ashburn	42	30	12	.714
1959	85	39	46	.459	Richie Ashburn	20	9	11	.450
1960	93	45	48	.484	Tony Taylor	37	26	11	.703
1961	86	56	30	.651	Tony Gonzalez	20	15	5	.750
1962	121	79	42	.653	Tony Taylor	29	20	9	.690
1963	95	56	39	.589	Tony Taylor	32	23	9	.719
1964	65	30	35	.462	Tony Taylor	20	13	7	.650
1965	78	46	32	.590	Richie Allen	17	15	2	.882
1966	98	56	42	.571	Bill White	22	16	6	.727
1967	141	79	62	.560	Richie Allen	25	20	5	.800
1968	109	58	51	.532	Tony Taylor	27	22	5	.815
1969	122	73	49	.598	Tony Taylor	29	19	10	.655
1970	136	72	64	.529	Larry Bowa	36	24	12	.667
1971	102	63	39	.618	Larry Bowa	39	28	11	.718
1972	92	42	50	.457	Larry Bowa	26	17	9	.654
1973	86	41	45	.477	Larry Bowa	16	10	6	.625
1974	98	51	47	.520	Larry Bowa	50	39	11	.780
1975	173	115	58	.665	Mike Schmidt	41	29	12	.707
1976	183	126	57	.689	Larry Bowa	38	30	8	.789
1977	197	127	70	.645	Larry Bowa	35	32	3	.914
1978	203	135	68	.665	Garry Maddox	40	33	7	.825
1979	210	152	58	.724	Garry Maddox	39	26	13	.667
1980	204	128	76	.627	Lonnie Smith	46	33	13	.717
1981	212	140	62	.660	Lonnie Smith	31	21	10	.677
1982	151	103	48	.682	Bob Demier	54	42	12	.778
1983	204	128	76	.627	Bob Demier	42	35	7	.833
1984	246	186	60	.756	Juan Samuel	87	72	15	.809
1985	173	122	51	.705	Juan Samuel	72	53	19	.736
1986	212	153	59	.722	Milt Thompson	23	19	4	.826
1987	160	111	49	.694	Milt Thompson	56	46	10	.821
1988	161	112	49	.696	Juan Samuel	43	33	10	.767
1989	156	106	50	.679	Von Hayes	35	28	7	.800
1990	143	108	35	.755	Lenny Dykstra	38	33	5	.868
1991	122	92	30	.754	Lenny Dykstra	28	24	4	.857
1992	158	127	31	.804	Lenny Dykstra	35	30	5	.857
1993	123	91	32	.740	Lenny Dykstra	49	37	12	.755
1994	91	67	24	.736	Lenny Dykstra	19	15	4	.789
1995	97	72	25	.742	Jim Eisenreich	10	10	0	1.000

## SEASON LEADER BY POSITION

P	Johnny Lush	6	1906
C	Red Doolin	20	1908
1B	Kitty Bransfield	30	1908
2B	Juan Samuel	72	1984
SS	Larry Bowa	39	1974
3B	Hans Lobert	41	1913
LF	Sherry Magee	55	1906
CF	Von Hayes	48	1984
RF	Elmer Flick	35	1900

## MOST STEALS, ONE GAME - CLUB

- 11 — July 12, 1906 at STL (Sherry Magee 4, Kid Gleason 2, Red Doolin, Mickey Doolan, Johnny Lush, Roy Thomas and John Titus 1)
- 10 — August 31, 1906 vs NY (Sherry Magee 4, Kitty Bransfield, Mickey Doolan, Kid Gleason, Paul Sentelle, Roy Thomas and John Titus 1)

## STEALS OF HOME

### *MOST, PHILLIES CAREER*

- 20 — Sherry Magee
- 6 — Hans Lobert, Tony Taylor
- 5 — Ed Grant
- 4 — Larry Bowa, Irish Meusel
- 3 — Doug Baird, Herschel Martin
- 2 — Richie Allen, Richie Ashburn, Kitty Bransfield, Gavvy Cravath, Red Dooin, Mike Fitzgerald, Granny Hamner, George Harper, Chuck Klein, Otto Knabe, Danny Murtaugh, Gene Paulette, Roy Thomas, John Titus, Eddie Waitkus, Harry Walker, George Whitted, Jim Wilson, Russ Wrightstone
- 1 — 44 players; last Kevin Stocker, 5/13/95 at HOU

### *MOST SEASON, PLAYER*

- 3 — Sherry Magee, 1905, 1906, 1907, 1912
- 3 — Hans Lobert, 1913
- 3 — Doug Baird, 1919
- 2 — done 12 times; last by Larry Bowa, 1970

### *MOST SEASON, CLUB*

- 7 — 1908, 1919
- 6 — 1907
- 5 — 1905, 1912, 1913, 1920
- 4 — 1906, 1916, 1939
- 3 — done 8 times; last, 1967

### *DID YOU KNOW*

Sherry Magee holds a unique distinction in regard to steals of home. He is the ONLY player in history to achieve EACH of the following:

- Stole home twice in one game (7/20/12)
- Stole home in extra innings (9/19/13, 10th inning)
- Stole 2nd, 3rd and home in one inning (7/12/06, 9th inning)

## STOLEN BASES

### *MOST PLAYERS WITH 20 STEALS*

- 6 — 1908 Sherry Magee, Kitty Bransfield, Eddie Grant, Otto Knabe, John Titus, Red Dooin
- 4 — 1900 Roy Thomas, Elmer Flick, Jimmy Slagle, Nap Lajoie
- 1901 Elmer Flick, Ed Delahanty, Roy Thomas, Monte Cross
- 1909 Sherry Magee, Eddie Grant, John Titus, Johnny Bates
- 1910 Sherry Magee, Johnny Bates, Eddie Grant, John Titus
- 1911 Hans Lobert, Dode Paskert, Otto Knabe, Sherry Magee
- 1916 Possum Whitted, Dode Paskert, Milt Stock, Bert Niehoff
- 1979 Garry Maddox, Bake McBride, Larry Bowa, Pete Rose

### *MOST BY TWO TEAMMATES*

- 120 — 1984 Juan Samuel (72), Von Hayes (48)
- 81 — 1987 Milt Thompson (46), Juan Samuel (35)
- 80 — 1910 Sherry Magee (49), Johnny Bates (31)
- 77 — 1906 Sherry Magee (55), Roy Thomas (22)
- 75 — 1905 Sherry Magee (48), Kitty Bransfield (27)

### *MOST BY THREE TEAMMATES*

- 147 — 1984 Juan Samuel (72), Von Hayes (48), Jeff Stone (27)
- 106 — 1900 Roy Thomas (37), Elmer Flick (35), Jimmy Slagle (34)
- 105 — 1910 Sherry Magee (49), Johnny Bates (31), Eddie Grant (25)

# SEASON TOP 10

## GAMES

Rose, 1979	163
R.Allen, 1964	162
Callison, 1964	162
Bowa, 1974	162
Cash, 1974	162
Schmidt, 1974	162
Cash, 1975	162
Rose, 1980	162
Matthews, 1982	162
Rose, 1982	162

## AT BATS

Samuel, 1984	701
Cash, 1975	699
Cash, 1974	687
Bowa, 1974	669
Cash, 1976	666
Samuel, 1985	663
Ashburn, 1949	662
Hamner, 1949	662
Rose, 1980	655
Samuel, 1987	655

## RUNS

Hamilton, 1894	196
Hamilton, 1895	166
Klein, 1930	158
O'Doul, 1929	152
Klein, 1932	152
Delahanty, 1894	149
Delahanty, 1895	149
Delahanty, 1893	145
Dykstra, 1993	143
Hamilton, 1891	141

## HITS

O'Doul, 1929	254
Klein, 1930	250
Delahanty, 1899	234
Klein, 1932	226
Hamilton, 1894	223
Klein, 1933	223
Thompson, 1893	222
Ashburn, 1951	221
Delahanty, 1893	219
Klein, 1929	219

## SINGLES

O'Doul, 1929	181
Ashburn, 1951	181
Hamilton, 1894	179
Ashburn, 1958	176
Ashburn, 1953	169
Hamilton, 1895	167
Cash, 1974	167
Cash, 1975	166
Thomas, 1899	162
Fullis, 1933	162
Cash, 1976	162

## DOUBLES

Klein, 1930	59
Delahanty, 1899	56
Klein, 1932	50
Delahanty, 1895	49
Bartell, 1932	48
E.Allen, 1935	46
V.Hayes, 1886	46
Thompson, 1895	45
Klein, 1929	45
Delahanty, 1896	44
Klein, 1933	44
Dykstra, 1993	44

## TRIPLES

Thompson, 1894	27
Lajoie, 1897	25
Delahanty, 1892	21
Thompson, 1895	21
Wood, 1887	19
Samuel, 1984	19
Delahanty, 1893	18
Fogarty, 1889	17
Delahanty, 1896	17
Flick, 1901	17
Magee, 1905	17
Magee, 1910	17

## HOME RUNS

Schmidt, 1980	48
Schmidt, 1979	45
Klein, 1929	43
Williams, 1923	41
Klein, 1930	40
R.Allen, 1966	40
Schmidt, 1983	40
Luzinski, 1977	39
Klein, 1932	38
Schmidt, 1975	38
Schmidt, 1976	38
Schmidt, 1977	38

## EXTRA BASE HITS

Klein, 1930	107
Klein, 1932	103
Klein, 1929	94
Thompson, 1895	84
Schmidt, 1980	81
R.Allen, 1964	80
Samuel, 1987	80
Klein, 1933	79
Luzinski, 1977	77
Schmidt, 1977	76

## RBI

Klein, 1930	170
Thompson, 1895	165
Delahanty, 1893	146
Klein, 1929	145
Hurst, 1932	143
Thompson, 1894	141
Delahanty, 1899	137
Klein, 1932	137
Delahanty, 1894	131
Luzinski, 1977	130

## STOLEN BASES

Hamilton, 1891	115
Fogarty, 1887	102
Hamilton, 1890	102
Fogarty, 1889	99
Hamilton, 1894	99
Hamilton, 1895	95
Samuel, 1984	72
Fogarty, 1888	58
Delahanty, 1898	58
Andrews, 1887	57

## TOTAL BASES

Klein, 1930	445
Klein, 1932	420
Klein, 1929	405
O'Doul, 1929	397
Klein, 1933	365
Thompson, 1895	352
R.Allen, 1964	352
Delahanty, 1893	347
Klein, 1931	347
Schmidt, 1980	342

## SLUGGING PCT.

Klein, 1930	.687
Thompson, 1894	.670
Klein, 1929	.657
Thompson, 1895	.654
Klein, 1932	.646
V.Hayes, 1987	.644
R.Allen, 1966	.632
Delahanty, 1896	.631
Schmidt, 1980	.624
O'Doul, 1929	.622

## WALKS

Dykstra, 1993	129
Schmidt, 1983	128
Hamilton, 1894	126
Ashburn, 1954	125
V.Hayes, 1987	121
Schmidt, 1979	120
Daulton, 1993	117
Connor, 1892	116
Camilli, 1936	116

## INTENTIONAL WALKS

Schmidt, 1986	26
Sizemore, 1977	21
R.Allen, 1967	18
Schmidt, 1981	18
DeJesus, 1983	18
Callison, 1967	17
Luzinski, 1975	17
Schmidt, 1982	17
Schmidt, 1983	17
Hebner, 1978	16
V.Hayes, 1990	16
Kruk, 1990	16
Kruk, 1991	16

## SACRIFICE FLIES

Montanez, 1971	13
Schmidt, 1980	13
Ennis, 1954	11
Demeter, 1962	11
Luzinski, 1976	11
V.Hayes, 1990	10
12 with	9

## ON-BASE PCT.

O'Doul, 1929	.465
O'Doul, 1930	.453
Thomas, 1903	.450
Ashburn, 1955	.449
Camilli, 1937	.446
Magee, 1910	.445
Walker, 1947	.443
Camilli, 1936	.441
Ashburn, 1954	.441
Ashburn, 1958	.440

## HIT BY PITCH

Hollins, 1992	19
Bradley, 1988	16
Bouchee, 1957	14
Taylor, 1964	13
Taylor, 1965	12
Samuel, 1988	12
Luzinski, 1976	11
Schmidt, 1976	11
Luzinski, 1978	11
Demeter, 1962	10
Luzinski, 1979	10

# SEASON LEADERS BY POSTION

(Since 1900)

POS.	PLAYER	TOTAL YEAR
<b>BATTING AVERAGE</b>		
P	Paul Weinert	.322 in 1923
C	Smoky Burgess	.368 in 1954
1B	Dolf Camilli	.339 in 1937
2B	Nap Lajoie	.346 in 1900
SS	Dick Bartell	.310 in 1934
3B	Pinky Whitney	.342 in 1930
LF	Lefty O'Doul	.398 in 1929
CF	Harry Walker	.371 in 1947
RF	Chuck Klein	.386 in 1930

## DOUBLES

P	Bucky Walters	10 in 1936
C	Darren Daulton	35 in 1993
1B	Von Hayes	46 in 1986
2B	Bert Niehoff	42 in 1916
SS	Dick Bartell	48 in 1932
3B	Pinky Whitney	43 in 1929
LF	Hal Lee	42 in 1932
	Ethan Allen	42 in 1934
CF	Ethan Allen	46 in 1935
RF	Chuck Klein	59 in 1930

## TRIPLES

P	Grover Alexander	4 in 1916
	Robin Roberts	4 in 1955
C	Stan Lopata	7 in 1956
1B	Dolf Camilli	13 in 1936
2B	Juan Samuel	19 in 1984
SS	Larry Bowa	13 in 1972
3B	Pinky Whitney	14 in 1929
	Richie Allen	14 in 1965
LF	Sherry Magee	17 in 1905
CF	Harry Walker	16 in 1947
RF	Elmer Flick	17 in 1901

## HOME RUNS

P	Rick Wise	6 in 1971
C	Stan Lopata	32 in 1956
1B	Deron Johnson	34 in 1971
2B	Juan Samuel	28 in 1987
SS	Granny Hamner	17 in 1952
3B	Mike Schmidt	48 in 1980
LF	Greg Luzinski	39 in 1977
CF	Cy Williams	41 in 1923
RF	Chuck Klein	43 in 1929

## RBI

P	Al Orth	21 in 1900
C	Darren Daulton	109 in 1992
1B	Don Hurst	143 in 1932
2B	Juan Samuel	100 in 1987
SS	Granny Hamner	87 in 1952
3B	Pinky Whitney	124 in 1932
LF	Greg Luzinski	130 in 1977
CF	Cy Williams	114 in 1923
RF	Chuck Klein	170 in 1930

NOTE - Players who performed at more than one position are considered for the position they played most often that particular year and are credited with their entire season's statistics.

# SEASON LEADERS

## 15 TRIPLES

1886 Wood (LH)	15
1887 Wood (LH)	19
1889 Fogarty	17
1892 Delahanty	*21
1893 Delahanty	18
1894 S. Thompson (LH)	27
Delahanty	16
Hamilton (LH)	15
1895 S. Thompson (LH)	21
1896 Delahanty	17
1897 Lajoie	25
Delahanty	15
1900 Flick (LH)	16
1901 Flick (LH)	17
Delahanty	16
1905 Magee	17
1908 Magee	16
1910 Magee	17
1917 Cravath	16
1932 Klein (LH)	15
1947 Walker (LH)	*16
1965 Callison (LH)	*16
1984 Samuel	*19
1987 Samuel	*15

## 30 HOME RUNS

1923 C. Williams (LH)	*41
1927 C. Williams (LH)	*30
1929 Klein (LH)	*43
O'Doul (LH)	32
Hurst (LH)	31
1930 Klein (LH)	40
1931 Klein (LH)	*31
1932 Klein (LH)	*38
1948 Ennis	30
1950 Ennis	31
1956 Lopata	32
1964 Callison (LH)	31
1965 Callison (LH)	32
1966 Allen	40
1968 Allen	33
1969 Allen	32
1971 D. Johnson	34
Montanez (LH)	30
1974 Schmidt	*36
1975 Schmidt	*38
Luzinski	34
1976 Schmidt	*38
1977 Luzinski	39
Schmidt	38
1978 Luzinski	35
1979 Schmidt	45
1980 Schmidt	*48
1981 Schmidt	*31
1982 Schmidt	35
1983 Schmidt	*40
1984 Schmidt	*36
1985 Schmidt	33
1986 Schmidt	*37
1987 Schmidt	35

## 75 EXTRA BASE HITS

1895 S. Thompson (LH)	84
1929 Klein (LH)	94
1930 Klein (LH)	107
1931 Klein (LH)	75
1932 Klein (LH)	103
1933 Klein (LH)	79
1949 Ennis	75
1964 Allen	80
1966 Allen	75
1975 Schmidt	75
1977 Luzinski	77
Schmidt	76
1980 Schmidt	81
1987 Samuel	80

## 100 RBI

1889 S. Thompson (LH)	111
1890 S. Thompson (LH)	102
1892 S. Thompson (LH)	104
1893 Delahanty	*146
S. Thompson (LH)	126
1894 S. Thompson (LH)	141
Delahanty	131
Cross	125
1895 S. Thompson (LH)	*165
Delahanty	106
Cross	101
1896 Delahanty	*126
S. Thompson (LH)	100
1897 Lajoie	127
1898 Lajoie	*127
1899 Delahanty	*137
1900 Flick (LH)	*110
Delahanty	109
1901 Delahanty	108
1910 Magee	*123
1913 Cravath	*128
1914 Magee	*103
Cravath	100
1915 Cravath	*115
1923 C. Williams (LH)	114
1928 Whitney	103
1929 Klein (LH)	145
Hurst (LH)	125
O'Doul (LH)	122
Whitney	115
1930 Klein (LH)	170
Whitney	117
1931 Klein (LH)	*121
1932 Hurst (LH)	*143
Klein (LH)	137
Whitney	124
1933 Klein (LH)	*120
1936 Camilli (LH)	102
1944 Northey (LH)	104
1949 Ennis	110
1950 Ennis	*126
1952 Ennis	107
1953 Ennis	125
1954 Ennis	119
1955 Ennis	120
1962 Demeter	107
1964 Callison (LH)	104
1965 Callison (LH)	101
1966 Allen	110
White (LH)	103
1974 Schmidt	116
1975 Luzinski	120
1976 Schmidt	107
1977 Luzinski	130
Schmidt	101
1978 Luzinski	101
1979 Schmidt	114
1980 Schmidt	*121
1983 Schmidt	109
1984 Schmidt	*106
1985 Wilson	102
1986 Schmidt	*119
1987 Schmidt	113
Samuel	100
1992 Daulton (LH)	*109
1993 Daulton (LH)	105

## 100 RUNS SCORED Since 1900

1900 Thomas (LH)	*134
Slagle (LH)	115
Flick (LH)	106
1901 Flick (LH)	111
Delahanty	106
Thomas (LH)	102

## 100 RUNS SCORED

(continued)

1905 Thomas (LH)	118
Magee	100
1910 Magee	*110
1912 Paskert	102
1922 C. Walker (LH)	102
1924 C. Williams (LH)	101
1929 O'Doul (LH)	152
Klein (LH)	126
F. Thompson	115
Hurst (LH)	100
1930 Klein (LH)	*158
O'Doul (LH)	122
1931 Klein (LH)	*121
1932 Klein (LH)	*152
Bartell	118
Hurst (LH)	109
G.K. Davis	100
1933 Klein (LH)	101
1934 Bartell	102
1936 Camilli (LH)	106
1937 Martin (SW)	102
Camilli (LH)	101
1950 Walkus (LH)	102
Jones	100
1953 Ashburn (LH)	110
1954 Ashburn (LH)	111
1962 Callison (LH)	107
1963 Taylor	102
1964 Allen	*125
Callison (LH)	101
1966 Allen	112
1974 Schmidt	108
1975 Cash	111
1976 Schmidt	112
1977 Schmidt	114
1979 Schmidt	109
1980 Schmidt	104
1982 Schmidt	108
1983 Schmidt	104
1984 Samuel	105
1985 Samuel	101
1986 V. Hayes (LH)	*107
1987 Samuel	113
1990 Dykstra (LH)	106
1992 Hollins (SW)	104
1993 Dykstra (LH)	*143
Hollins (SW)	104
Kruk (LH)	100

## 100 WALKS

1891 Hamilton (LH)	*102
1892 Connor (LH)	116
1894 Hamilton (LH)	*126
1899 Thomas (LH)	115
1900 Thomas (LH)	*115
1901 Thomas (LH)	*100
1902 Thomas (LH)	*107
1903 Thomas (LH)	*107
1904 Thomas (LH)	*102
1906 Thomas (LH)	*107
1936 Camilli (LH)	116
1954 Ashburn (LH)	*125
1955 Ashburn (LH)	105
1974 Schmidt	106
1975 Schmidt	101
1976 Schmidt	100
1977 Schmidt	104
1978 Luzinski	100
1979 Schmidt	*120
1982 Schmidt	*107
1983 Schmidt	*128
1987 V. Hayes (LH)	121
1989 V. Hayes (LH)	101
1993 Dykstra (LH)	*129
Daulton (LH)	117
Kruk (LH)	111

HITTING FACTS

\* League Leader (LH) Left-handed hitter (SW) Switch-hitter

# SEASON LEADERS

## .300 BATTING AVERAGE (Minimum 400 ABs)

1900 Flick (LH) . . . . .	.378
Lajoie . . . . .	.346
Delahanty . . . . .	.323
Thomas (LH) . . . . .	.316
1901 Delahanty . . . . .	.354
Flick (LH) . . . . .	.336
Thomas (LH) . . . . .	.309
1903 Thomas (LH) . . . . .	.327
Keister . . . . .	.320
Wolverton . . . . .	.308
1905 Thomas (LH) . . . . .	.317
Titus (LH) . . . . .	.308
1907 Magee . . . . .	.328
1908 Bransfield . . . . .	.304
1910 Magee . . . . .	*.331
Bates (LH) . . . . .	.305
1911 Luderus (LH) . . . . .	.301
1912 Paskert . . . . .	.315
Magee . . . . .	.306
1913 Cravath . . . . .	.341
Magee . . . . .	.306
Robert . . . . .	.300
1914 Becker (LH) . . . . .	.325
Magee . . . . .	.314
1915 Luderus (LH) . . . . .	.315
1919 Meusel . . . . .	.305
1920 C. Williams (LH) . . . . .	.325
Meusel . . . . .	.309
1921 C. Williams (LH) . . . . .	.320
1922 Walker (LH) . . . . .	.337
C. Lee . . . . .	.322
Henline . . . . .	.316
C. Williams (LH) . . . . .	.308
1923 Tierney . . . . .	.317
Mokan . . . . .	.313
Holke . . . . .	.311
1924 C. Williams (LH) . . . . .	.328
Holke . . . . .	.300
1925 Harper (LH) . . . . .	.349
Fonseca . . . . .	.319
1926 Leach (LH) . . . . .	.329
Mokan . . . . .	.303
1927 Leach (LH) . . . . .	.306
Wrightstone (LH) . . . . .	.306
F. Thompson . . . . .	.303
1928 Leach (LH) . . . . .	.304
Whitney . . . . .	.301
1929 O'Doul (LH) . . . . .	*.398
Klein (LH) . . . . .	.356
Whitney . . . . .	.327
F. Thompson . . . . .	.324
Hurst (LH) . . . . .	.304
Fribberg (LH) . . . . .	.301
1930 Klein (LH) . . . . .	.386
O'Doul (LH) . . . . .	.383
Whitney . . . . .	.342
1931 Klein (LH) . . . . .	.337
Arlott . . . . .	.313
Hurst (LH) . . . . .	.305
1932 Klein (LH) . . . . .	.348
Hurst (LH) . . . . .	.339
S. Davis . . . . .	.336
K. Davis . . . . .	.309
Bartell . . . . .	.308
Lee . . . . .	.303
1933 Klein (LH) . . . . .	*.368
S. Davis . . . . .	.349
Fullis . . . . .	.309
1934 Moore (LH) . . . . .	.343
E. Allen . . . . .	.330
Bartell . . . . .	.310
Chiozza (LH) . . . . .	.304
1935 Moore (LH) . . . . .	.323
E. Allen . . . . .	.307
1936 Moore . . . . .	.328
Camilli (LH) . . . . .	.315
Klein (LH) . . . . .	.309
1937 Whitney . . . . .	.341

1937 Camilli (LH) . . . . .	.339
Klein (LH) . . . . .	.325
1939 Arnovich . . . . .	.324
1941 Eiten (LH) . . . . .	.311
Litwiler . . . . .	.305
1945 Wasdell . . . . .	.300
1946 Ennis . . . . .	.313
1947 Walker (LH) . . . . .	*.363
1948 Ashburn (LH) . . . . .	.333
1949 Ennis . . . . .	.302
1950 Ennis . . . . .	.311
Ashburn (LH) . . . . .	.303
1951 Ashburn (LH) . . . . .	.344
1953 Ashburn (LH) . . . . .	.330
1954 Ashburn (LH) . . . . .	.313
1955 Ashburn (LH) . . . . .	*.338
1956 Ashburn (LH) . . . . .	.303
1958 Ashburn (LH) . . . . .	*.350
H. Anderson (LH) . . . . .	.301
1962 Demeter . . . . .	.307
Gonzalez (LH) . . . . .	.302
Callison (LH) . . . . .	.300
1963 Gonzalez (LH) . . . . .	.306
1964 Allen (LH) . . . . .	.318
1965 Rojas . . . . .	.303
Allen . . . . .	.302
1966 Allen . . . . .	.317
1967 Gonzalez (LH) . . . . .	.339
Allen . . . . .	.307
1970 Taylor . . . . .	.301
1974 Montanez (LH) . . . . .	.304
Cash . . . . .	.300
1975 Bowe (SW) . . . . .	.305
Cash . . . . .	.305
Luzinski . . . . .	.300
1976 Maddox . . . . .	.330
Johnstone (LH) . . . . .	.318
Luzinski . . . . .	.304
1977 McBride (LH) . . . . .	.316
Luzinski . . . . .	.309
1979 Rose (SW) . . . . .	.331
1980 McBride (LH) . . . . .	.309
1981 Rose (SW) . . . . .	.325
Schmidt . . . . .	.316
Matthews . . . . .	.301
1986 V. Hayes (LH) . . . . .	.305
1987 Thompson (LH) . . . . .	.302
1990 Dykstra (LH) . . . . .	.325
1992 Kruk (LH) . . . . .	.323
1993 Kruk (LH) . . . . .	.316
Dykstra (LH) . . . . .	.305
1995 Jefferies (SW) . . . . .	.306

## 200 HITS

1893 S. Thompson (LH) . . . . .	*222
Delahanty . . . . .	.219
1894 Hamilton (LH) . . . . .	.223
Cross . . . . .	.204
1895 S. Thompson (LH) . . . . .	.211
Hamilton (LH) . . . . .	.201
1897 Delahanty . . . . .	.200
1898 Lajoie . . . . .	.200
1899 Delahanty . . . . .	*.234
1900 Flick (LH) . . . . .	.207
1929 O'Doul (LH) . . . . .	*.254
Klein (LH) . . . . .	.219
F. Thompson . . . . .	.202
Whitney . . . . .	.200
1930 Klein (LH) . . . . .	.250
Whitney . . . . .	.207
O'Doul (LH) . . . . .	.202
1931 Klein (LH) . . . . .	.200
1932 Klein (LH) . . . . .	*.226
1933 Klein (LH) . . . . .	*.223
Fullis . . . . .	.200
1951 Ashburn (LH) . . . . .	*.221
1953 Ashburn (LH) . . . . .	*.205
1958 Ashburn (LH) . . . . .	*.215
1964 Allen . . . . .	.201
1974 Cash . . . . .	.206

1975 Cash . . . . .	*213
1979 Rose (SW) . . . . .	.208

## 325 TOTAL BASES

1893 Delahanty . . . . .	*347
1895 S. Thompson (LH) . . . . .	*352
1899 Delahanty . . . . .	*335
1929 Klein (LH) . . . . .	.405
O'Doul (LH) . . . . .	.397
1930 Klein (LH) . . . . .	*.445
1931 Klein (LH) . . . . .	*.347
1932 Klein (LH) . . . . .	*.420
1933 Klein (LH) . . . . .	*.365
1950 Ennis . . . . .	.328
1964 Allen . . . . .	*.352
1966 Allen . . . . .	.331
1977 Luzinski . . . . .	.329
1980 Schmidt . . . . .	*.342
1987 Samuel . . . . .	.329

## 150 SINGLES

1892 Hamilton (LH) . . . . .	.152
1893 S. Thompson (LH) . . . . .	.161
1894 Hamilton (LH) . . . . .	.179
Cross . . . . .	.154
1895 Hamilton (LH) . . . . .	.167
1897 Coolay (LH) . . . . .	.155
1898 Coolay (LH) . . . . .	.156
1899 Thomas (LH) . . . . .	.162
Delahanty . . . . .	.160
1900 Thomas (LH) . . . . .	.161
1905 Thomas (LH) . . . . .	.181
1929 O'Doul (LH) . . . . .	*.181
F. Thompson . . . . .	.154
1930 Whitney . . . . .	.153
1933 Fullis . . . . .	*.162
1934 Bartell . . . . .	.153
1949 Ashburn (LH) . . . . .	.158
1951 Ashburn (LH) . . . . .	*.181
1953 Ashburn (LH) . . . . .	*.169
1954 Ashburn (LH) . . . . .	.150
1956 Ashburn (LH) . . . . .	.153
1957 Ashburn (LH) . . . . .	*.152
1958 Ashburn (LH) . . . . .	*.176
1974 Cash . . . . .	*.167
Bowe (SW) . . . . .	.154
1975 Cash . . . . .	*.166
1976 Cash . . . . .	.162
1978 Bowe (SW) . . . . .	*.153
1979 Rose (SW) . . . . .	*.159

## 40 DOUBLES

1890 S. Thompson (LH) . . . . .	*.41
1895 Delahanty . . . . .	*.49
S. Thompson (LH) . . . . .	.45
1896 Delahanty . . . . .	*.44
1897 Delahanty . . . . .	.40
1898 Lajoie . . . . .	*.40
1899 Delahanty . . . . .	*.56
1916 Niehoff . . . . .	*.42
1929 Klein (LH) . . . . .	.45
Whitney . . . . .	.43
F. Thompson . . . . .	.41
1930 Klein (LH) . . . . .	*.59
Whitney . . . . .	.41
1931 Bartell . . . . .	.43
1932 Klein (LH) . . . . .	.50
Bartell . . . . .	.48
Lee . . . . .	.42
Hurst (LH) . . . . .	.41
1933 Klein (LH) . . . . .	*.44
1934 E. Allen . . . . .	*.42
1935 E. Allen . . . . .	.46
1948 Ennis . . . . .	.40
1966 Callison (LH) . . . . .	*.40
1975 Cash . . . . .	.40
1979 Rose (SW) . . . . .	.40
1980 Rose (SW) . . . . .	*.42
1886 V. Hayes (LH) . . . . .	*.46
* League Leader (LH) Left-handed hitter (SW) Switch-hitter	

# SEASON LEADERS

## 40 DOUBLES

(continued)

1992 Duncan	40
1993 Dykstra (LH)	44

## 35 STOLEN BASES

1900 Thomas	37
Flick	35
1905 Magee	48
1906 Magee	55
1907 Magee	46
1908 Magee	40
1909 Magee	38
1910 Magee	49
1911 Lobert	40
1912 Paskert	36
1913 Lobert	41
1974 Bowa	39
1982 Demiar	42
1983 Demiar	35
1984 Samuel	72
Hayes	48
1985 Samuel	53
1986 Samuel	42
1987 Thompson	46
Samuel	35
1993 Dykstra	37

## 400 ON BASE PCT.

(since 1900)

1900 Thomas (LH)	.438
Flick	.426
1901 Thomas (LH)	.428
Delahanty	.423
1902 Thomas (LH)	.412
1903 Thomas (LH)	.450
1904 Thomas (LH)	.411
1905 Thomas (LH)	.414
1910 Magee	.445
1912 Paskert	.420
1913 Cravath	.407
1914 Cravath	.402
1924 Williams (LH)	.403
1929 O'Doul (LH)	.465
Klein (LH)	.407
1930 O'Doul (LH)	.453
Klein (LH)	.436
1932 Hurst (LH)	.412
Klein (LH)	.404
1933 Klein (LH)	.422
1936 Camilli (LH)	.441
1937 Camilli (LH)	.446
1941 Etnen	.405
1947 Walker (LH)	.443
1948 Ashburn (LH)	.410
1954 Ashburn (LH)	.441
1955 Ashburn (LH)	.449
1958 Ashburn (LH)	.440
1967 Allen	.404
1979 Rose (SW)	.418
1981 Schmidt	.435
1982 Schmidt	.403
1987 V. Hayes (LH)	.404
1990 Dykstra (LH)	.418
1992 Kruk (LH)	.423
1993 Kruk (LH)	.430
Dykstra (LH)	.420
1994 Dykstra (LH)	.404

## 650 AT BATS

1932 Klein (LH)	650
1949 Ashburn (LH)	*662
Hamner	*662
1964 Callison (LH)	654
1971 Bowa (SW)	*650
1974 Cash	*687
Bowa (SW)	669
1975 Cash	*699
1976 Cash	*666
1978 Bowa (SW)	654
1980 Rose (SW)	655
1984 Samuel	*701
1985 Samuel	*663
1987 Samuel	*655

\* League Leader (LH) Left-handed hitter (SW) Switch-hitter  
NOTE - See Yearly Batting Leaders in this section for more information.

## PHILLIES HITTING FOR THE CYCLE

April 24, 1894	—	Lave Cross at Brooklyn
August 17, 1894	—	Sam Thompson vs Louisville
August 5, 1927	—	Cy Williams at Pittsburgh
July 1, 1931	—	Chuck Klein vs Chicago
May 26, 1933	—	Chuck Klein at St. Louis
June 27, 1963	—	Johnny Callison at Pittsburgh
August 25, 1995	—	Gregg Jefferies vs Los Angeles

Phillies went 5,107 games between the last two Phillies to hit for the cycle.

## YEARLY BATTING LEADERS

Year	Games		At Bats		Runs		Hits	
1883	Farrar	99	Purcell	425	Purcell	70	Purcell	114
1884	Farrar	111	McClellan	450	Andrews	74	McClellan	116
1885	two with	111	Manning	445	Andrews	77	Mulvey	119
1886	Farrar	118	G Wood	450	Andrews	93	G Wood	123
1887	Fogarty	126	Fogarty	495	G Wood	118	Andrews	151
1888	Farrar	131	Andrews	528	Andrews	75	Andrews	126
1889	Farrar	130	Mulvey	544	Fogarty	107	S Thompson	158
1890	Allen	133	S Thompson	509	Hamilton	133	S Thompson	#172
1891	Myers	135	S Thompson	550	Hamilton	*141	Hamilton	*179
1892	Connor	155	S Thompson	609	Hamilton	132	S Thompson	186
1893	two with	132	S Thompson	*600	Delahanty	145	S Thompson	*222
1894	Hamilton	131	Hamilton	559	Hamilton	*196	Hamilton	223
1895	Boyle	133	Boyle	*565	Hamilton	*166	S Thompson	211
1896	Delahanty	123	S Thompson	517	Delahanty	131	Delahanty	198
1897	Cooley	133	Cooley	*566	Cooley	124	Delahanty	200
1898	two with	149	Cooley	629	Cooley	123	Lajoie	200
1899	M Cross	154	Lauder	583	Thomas	137	Delahanty	*234
1900	Stagle	141	Slagle	574	Thomas	*134	Flick	207
1901	two with	139	two with	542	Flick	111	Delahanty	192
1902	two with	138	S Barry	543	Thomas	89	S Barry	156
1903	two with	138	S Barry	550	Thomas	88	Thomas	156
1904	Gleason	153	Gleason	587	Thomas	92	Gleason	161
1905	ihree with	155	Gleason	608	Thomas	118	Magee	180
1906	two with	154	Magee	563	Thomas	81	Magee	159
1907	two with	145	Titus	523	Magee	75	Magee	165
1908	Osborn	152	Grant	*598	Magee	79	Bransfield	160
1909	Grant	154	Grant	*631	Grant	75	Grant	170
1910	Magee	154	Grant	579	Magee	*110	Magee	172
1911	Paskert	153	Paskert	560	Knabe	99	Luderus	166
1912	Luderus	148	Luderus	572	Paskert	102	Paskert	170
1913	Luderus	155	Luderus	588	Lobert	98	Cravath	*179
1914	Cravath	149	Magee	544	Magee	96	Magee	*171
1915	Bancroft	153	Bancroft	563	Cravath	*89	Luderus	157
1916	Paskert	149	Paskert	555	Paskert	82	Paskert	155
1917	Luderus	154	Whitted	553	Paskert	78	Whitted	155
1918	Luderus	125	Bancroft	499	Bancroft	69	Luderus	135
1919	Luderus	138	Meusel	521	Meusel	65	Meusel	159
1920	C Williams	148	C Williams	590	C Williams	88	C Williams	192
1921	C Williams	146	C Williams	562	C Williams	67	C Williams	180
1922	C Williams	151	C Williams	584	Walker	102	Walker	196
1923	Holke	147	Holke	562	C Williams	98	Holke	175
1924	two with	148	Holke	563	C Williams	101	C Williams	183
1925	Sand	148	Sand	496	Harper	86	Harper	173
1926	Sand	149	Sand	567	Sand	99	Leach	162
1927	F Thompson	153	F Thompson	597	Sand	87	F Thompson	181
1928	F Thompson	152	F Thompson	634	F Thompson	99	F Thompson	182
1929	three with	154	O'Doul	638	O'Doul	152	O'Doul	*254
1930	Klein	156	Klein	648	Klein	*158	Klein	250
1931	Klein	148	Klein	594	Klein	#121	Klein	200
1932	three with	154	Klein	650	Klein	*152	Klein	*226
1933	two with	152	Fullis	647	Klein	101	Klein	*223
1934	Bartell	146	Bartell	604	Bartell	102	Allen	192
1935	two with	156	Allen	645	Allen	90	Allen	198
1936	Norris	154	Norris	581	Camilli	106	Chiozza	170
1937	Scharein	146	Martin	579	Martin	102	Whitney	166
1938	Arnovich	139	Arnovich	502	Martin	58	Martin	139
1939	May	135	Arnovich	491	Arnovich	68	Arnovich	159
1940	Mahan	146	Mahan	544	May	59	May	147
1941	Bragan	154	Litwhiler	590	Etten	78	Litwhiler	180
1942	Litwhiler	151	Litwhiler	591	Litwhiler	59	Litwhiler	160

\* League Leader

# Tied for League Lead

# YEARLY BATTING LEADERS

Year	Games		At Bats		Runs		Hits	
1943	Northey	147	Northey	586	Northey	72	Northey	163
1944	Lupien	153	Lupien	597	Adams	86	Lupien	169
1945	Wasdell	134	Antonelli	504	Wasdell	65	Wasdell	150
1946	Wyrostek	145	Wyrostek	545	Wyrostek	73	Ennis	169
1947	Verban	155	Ennis	541	Walker	79	Walker	181
1948	Ennis	15	Ennis	589	Ennis	86	Ennis	171
1949	three with	154	Ashburn/ Hamner	#662	Ennis	92	Ashburn	188
1950	two with	157	Waitkus	641	Waitkus	102	Ennis	180
1951	Ashburn	154	Ashburn	643	Ashburn	92	Ashburn	*221
1952	two with	154	Ashburn	613	Ashburn	93	Ashburn	173
1953	Ashburn	156	Ashburn	622	Ashburn	110	Ashburn	*205
1954	two with	153	Hamner	596	Ashburn	111	Hamner	178
1955	two with	146	Ennis	564	Ashburn	91	Ashburn	180
1956	Ashburn	154	Ennis	630	Lopata	96	Ashburn	190
1957	Ashburn	156	Ashburn	626	Ashburn	93	Ashburn	186
1958	Ashburn	152	Ashburn	615	Ashburn	98	Ashburn	*215
1959	Ashburn	153	Ashburn	564	Ashburn	86	Ashburn	150
1960	Herrera	145	Herrera	512	Taylor	66	Taylor	145
1961	Callison	138	Callison	455	Callison	74	Callison	121
1962	Callison	157	Taylor	625	Callison	107	Callison	181
1963	two with	157	Taylor	640	Taylor	102	Taylor	180
1964	two with	162	Callison	654	Allen	*125	Allen	201
1965	Allen	161	two with	619	two with	93	Allen	187
1966	B White	159	Rojas	626	Allen	112	Callison	169
1967	two with	149	Callison	556	Allen	89	Gonzalez	172
1968	two with	152	Rojas	621	Allen	87	Rojas	144
1969	Hisle	145	Taylor	557	Allen	79	Taylor	146
1970	Johnson	159	Johnson	574	Taylor	74	Johnson	147
1971	Bowa	159	Bowa	*650	Montanez	78	Bowa	162
1972	two with	152	Bowa	579	Bowa	67	Luzinski	158
1973	Luzinski	161	Luzinski	610	Luzinski	76	Luzinski	174
1974	three with	162	Cash	*687	Schmidt	108	Cash	206
1975	Cash	162	Cash	*699	Cash	111	Cash	*213
1976	two with	160	Cash	*666	Schmidt	112	Cash	189
1977	two with	154	Bowa	624	Schmidt	114	Bowa	175
1978	Bowa	156	Bowa	654	Schmidt	93	Bowa	195
1979	Rose	163	Rose	628	Schmidt	109	Rose	208
1980	Rose	162	Rose	655	Schmidt	104	Rose	185
1981	Rose	107	Rose	431	Schmidt	*78	Rose	*140
1982	two with	162	Rose	634	Schmidt	108	Matthews	173
1983	DeJesus	158	Schmidt	534	Schmidt	104	Schmidt	136
1984	Samuel	160	Samuel	*701	Samuel	105	Samuel	191
1985	two with	161	Samuel	*663	Samuel	101	Samuel	175
1986	Schmidt	160	V Hayes	610	V Hayes	#107	V Hayes	187
1987	Samuel	160	Samuel	*655	Samuel	113	Samuel	178
1988	Samuel	157	Samuel	629	Bradley	77	Samuel	153
1989	V Hayes	154	Herr	561	V Hayes	93	Herr	161
1990	C Hayes	152	Dykstra	590	Dykstra	106	Dykstra	#192
1991	Murphy	153	Murphy	544	Kruk	84	Kruk	158
1992	Hollins	156	Hollins	586	Hollins	104	Kruk	164
1993	Dykstra	161	Dykstra	*637	Dykstra	*143	Dykstra	*194
1994	Eisenreich	104	Duncan	347	Dykstra	68	Duncan	93
1995	C Hayes	141	C Hayes	529	Jefferies	69	Jefferies	147

\*League Leader # Tied for League Lead

## YEARLY BATTING LEADERS

Year	Total Bases	Doubles	Triples	Home Runs			
1883	Manning 153	Manning 31	Coleman 8	four with			1
1884	Manning 167	Manning 29	Purcell 7	Manning			5
1885	Mulvey 174	Mulvey 25	Mulvey 6	Mulvey			6
1886	G Wood 183	Farrar 19	G Wood 15	Farrar			5
1887	G Wood 244	Fogarty 26	G Wood 19	G Wood			14
1888	Farrar 165	Farrar 24	Farrar 7	G Wood			6
1889	S Thompson 262	S Thompson 36	Fogarty 17	S Thompson			*20
1890	S Thompson 243	S Thompson *41	two with 11	Clements			7
1891	S Thompson 227	Clements 29	S Thompson 10	S Thompson			7
1892	S Thompson 253	Connor *37	Delahanty *21	Connor			12
1893	Delahanty *347	S Thompson *37	Delahanty 18	Delahanty			*19
1894	S Thompson 307	Delahanty 36	S Thompson 27	S Thompson			13
1895	S Thompson *352	Delahanty *49	S Thompson 21	S Thompson			*18
1896	Delahanty 315	Delahanty *44	Delahanty 17	two with			13
1897	Lajoie *315	Delahanty 40	Lajoie 25	Lajoie			9
1898	Lajoie 275	Lajoie *40	Flick 13	Flick			8
1899	Delahanty *335	Delahanty *56	Flick 14	Delahanty			9
1900	Flick *305	Flick 33	Flick 16	Flick			11
1901	Delahanty 287	Delahanty #39	Flick 17	two with			8
1902	S Barry 198	S Barry 20	two with 8	S Barry			3
1903	two with 189	Keister 27	Wolverton 12	Keister			3
1904	Gleason 196	Titus 25	Magee 12	Dooin			6
1905	Magee 253	Titus 36	Magee 17	Magee			5
1906	Magee 229	Magee 36	Magee 8	Magee			6
1907	Magee 229	Magee 28	two with 12	Magee			4
1908	Magee 212	Magee 30	Magee 16	Bransfield			3
1909	Magee 208	Magee 33	Magee 14	Titus			3
1910	Magee *263	Magee 39	Magee 17	Magee			6
1911	Luderus 260	Magee 32	Luderus 11	Luderus			16
1912	Paskert 221	Paskert 37	two with 9	Cravath			11
1913	Cravath *298	Magee 36	Cravath 14	Cravath			*19
1914	Magee *277	Magee *39	Magee 11	Cravath			*19
1915	Cravath *266	Luderus 36	two with 7	Cravath			*24
1916	Paskert 223	Niehoff *42	Whitted 12	Cravath			11
1917	Cravath 238	Cravath 29	Cravath 16	Cravath			#12
1918	Meusel 181	Cravath 27	Meusel 6	Cravath			*8
1919	Meusel 214	Luderus 30	two with 7	Cravath			*12
1920	C Williams 293	C Williams 36	C Williams 10	C Williams			*15
1921	C Williams 274	C Williams 28	C Williams 7	C Williams			18
1922	C Williams 300	Walker 36	Walker 11	C Williams			26
1923	C Williams 308	two with 31	Wrightstone 7	C Williams			*41
1924	C Williams 308	C Williams 31	C Williams 11	C Williams			24
1925	Harper 276	Harper 35	two with 7	Harper			18
1926	Leach 238	Sand 30	two with 7	C Williams			18
1927	C Williams 247	F Thompson 32	F Thompson 14	C Williams			#30
1928	Leach 276	Leach 36	two with 11	Hurst			19
1929	Klein 405	Klein 45	Whitney 14	Klein			*43
1930	Klein *445	Klein *59	Klein 8	Klein			40
1931	Klein *347	Bartell 43	Klein 10	Klein			*31
1932	Klein *420	Klein 50	Klein 15	Klein			*38
1933	Klein *365	Klein *44	Hurst 8	Klein			*28
1934	Allen 272	Allen #42	Moore 6	Camilli			12
1935	Moore 290	Allen 46	Chiozza 6	Camilli			25
1936	Camilli 306	Chiozza 32	Camilli 13	Camilli			28
1937	Camilli 279	Martin 35	two with 7	Camilli			27
1938	Martin 196	Martin 36	Martin 6	Klein			8
1939	Arnovich 203	Martin 28	Marty 6	two with			9
1940	Marty 199	two with 24	Marty 8	Rizzo			20
1941	Litwhiler 275	Litwhiler 29	Benjamin 7	Litwhiler			18
1942	Litwhiler 230	Litwhiler 25	Litwhiler 9	Litwhiler			9

\*League Leader # Tied for League Lead

# YEARLY BATTING LEADERS

Year	Total Bases	Doubles	Triples	Home Runs
1943	Northey 252	Northey 31	Adams 7	Northey 16
1944	Northey 283	two with 35	two with 9	Northey 22
1945	Wasdell 206	Antonelli 27	Wasdell 8	DiMaggio 19
1946	Ennis 262	two with 30	two with 6	Ennis 17
1947	Walker 244	Walker 28	Walker *16	Seminick 13
1948	Ennis 309	Ennis 40	Blatnick 8	Ennis 30
1949	Ennis 320	Ennis 39	two with 11	Ennis 25
1950	Ennis 328	Ennis 34	Ashburn *14	Ennis 31
1951	Ashburn 274	Ashburn 31	Hamner 7	Jones 22
1952	Ennis 281	Ashburn 31	Ennis 10	Ennis 20
1953	Ennis 280	Hamner 30	Ashburn 9	Ennis 29
1954	Hamner 278	Hamner 39	Hamner 11	Ennis 25
1955	Ennis 292	Ashburn 32	Ashburn 9	Ennis 29
1956	Lopata 286	Lopata 33	two with 8	Lopata 32
1957	Bouchee 270	Bouchee 35	two with 8	Repulski 20
1958	Ashburn 271	Anderson 34	Ashburn *13	Anderson 23
1959	Bouchee 224	Bouchee 29	Koppe 7	Freese 23
1960	Herrera 233	Herrera 26	Herrera 6	Herrera 17
1961	Callison 190	Callison 20	Callison 11	Demeter 20
1962	Callison 296	Callison 26	Callison #10	Demeter 29
1963	Callison 314	two with 36	Gonzalez 12	Callison 26
1964	Allen *352	Allen 38	Allen #13	Callison 31
1965	Callison 315	Allen 31	Callison *16	Callison 32
1966	Allen 331	Callison *40	Allen 10	Allen 40
1967	Allen 262	Allen 31	Allen 10	Allen 23
1968	Allen 271	Taylor 20	Allen 9	Allen 33
1969	Allen 251	Callison 29	three with 5	Allen 32
1970	Johnson 262	Johnson 28	Taylor 9	Johnson 27
1971	Johnson 285	Johnson 29	Money 8	Johnson 34
1972	Luzinski 255	Montanez #39	Bowa *13	Luzinski 18
1973	Luzinski 295	B Robinson 32	Montanez 5	Luzinski 29
1974	Schmidt 310	Montanez 33	Cash 11	Schmidt *36
1975	Luzinski *322	Cash 40	Bowa 9	Schmidt *38
1976	Schmidt *306	Johnstone 38	Cash *12	Schmidt *38
1977	Luzinski 329	Luzinski 35	Schmidt 11	Luzinski 39
1978	Luzinski 284	Maddox 34	Bowa 5	Luzinski 35
1979	Schmidt 305	Rose 40	McBride 12	Schmidt 45
1980	Schmidt *342	Rose *42	McBride 10	Schmidt *48
1981	Schmidt *228	Matthews 21	Rose 5	Schmidt *31
1982	Schmidt 281	Matthews 31	DeJesus 5	Schmidt 35
1983	Schmidt 280	Lefebvre 20	Lefebvre 8	Schmidt *40
1984	Samuel 310	Samuel 36	Samuel #19	Schmidt #36
1985	Schmidt 292	Wilson 39	Samuel 13	Schmidt 33
1986	Schmidt *302	V Hayes #46	Samuel 12	Schmidt *37
1987	Samuel 329	Samuel 37	Samuel *15	Schmidt 35
1988	Samuel 239	Samuel 32	Samuel 9	James 19
1989	V Hayes 249	Dykstra 32	two with 6	V Hayes 26
1990	Dykstra 260	Dykstra 35	Kruk 8	V Hayes 17
1991	Kruk 260	Murphy 33	Kruk 6	Kruk 21
1992	Hollins 275	Duncan 40	Morandini 8	two with 27
1993	Dykstra 307	Dykstra 44	Morandini 9	two with 24
1994	two with 141	Dykstra 26	two with 5	Daulton 15
1995	two with 215	Morandini 34	Morandini 7	three with 11

\* League Leader # Tied for League Lead

## YEARLY BATTING LEADERS

Year	Stolen Bases		Walks		RBI		Average	
1883	--	--	Harbidge	24	--	--	Purcell	.268
1884	--	--	Manning	40	--	--	Manning	.271
1885	--	--	Manning	37	--	--	Mulvey	.269
1886	--	--	Fogarty	42	Mulvey	53	G Wood	.273
1887	Fogarty	102	Fogarty	*82	Ferguson	85	Andrews	.325
1888	Fogarty	58	Fogarty	53	Farrar	53	Farrar	.244
1889	Fogarty	*99	Fogarty	65	S Thompson	111	S Thompson	.296
1890	Hamilton	*102	Allen	87	S Thompson	102	Hamilton	.325
1891	Hamilton	*115	Hamilton	*102	S Thompson	90	Hamilton	*.340
1892	Hamilton	56	Connor	116	S Thompson	104	Hamilton	.330
1893	Hamilton	41	Allen	71	Delahanty	*146	S Thompson	*.380
1894	Hamilton	*99	Hamilton	*126	S Thompson	141	S Thompson	.404
1895	Hamilton	*95	Hamilton	#96	S Thompson	*165	Delahanty	.399
1896	Delahanty	37	Delahanty	62	Delahanty	*126	Delahanty	.397
1897	Cooley	31	two with	60	Lajoie	127	Delahanty	.377
1898	Delahanty	58	Flick	86	Lajoie	*127	Delahanty	.334
1899	Thomas	42	Thomas	115	Delahanty	*137	Delahanty	*.408
1900	Thomas	37	Thomas	*115	Flick	*110	Flick	.378
1901	Flick	30	Thomas	*100	Delahanty	108	Delahanty	.354
1902	Thomas	17	Thomas	*107	S Barry	57	S Barry	.287
1903	S Barry	26	Thomas	*107	Keisterá	63	Thomas	.327
1904	Thomas	28	Thomas	*102	Magee	57	Titus	.294
1905	Magee	48	Thomas	93	Magee	98	Thomas	.317
1906	Magee	55	Thomas	*107	Magee	67	Magee	.282
1907	Magee	46	Thomas	*83	Magee	*85	Magee	.328
1908	Magee	40	Titus	53	Bransfield	71	Bransfield	.304
1909	Magee	38	Titus	66	Magee	66	Bransfield	.292
1910	Magee	49	Magee	94	Magee	*123	Magee	*.331
1911	Lobert	40	Knabe	94	Luderus	99	Luderus	.301
1912	Paskert	36	Paskert	91	Magee	72	Paskert	.315
1913	Lobert	41	Paskert	65	Cravath	*128	Cravath	.341
1914	Lobert	31	Cravath	83	Magee	*103	Becker	.325
1915	Whitted	24	Cravath	*86	Cravath	*115	Luderus	.315
1916	Whitted	29	Bancroft	74	Cravath	70	Cravath	.283
1917	Stock	25	Cravath	70	Cravath	83	two with	.280
1918	Stock	20	two with	54	Luderus	67	Luderus	.288
1919	Meusel	24	Luderush	54	Meusel	59	Meusel	.305
1920	C Williams	18	Stengel	38	C Williams	72	C Williams	.325
1921	Meusel	8	C Williams	30	C Williams	75	C Williams	.320
1922	two with	11	C Williams	74	C Williams	92	Walker	.337
1923	Walker	12	Sand	82	C Williams	114	Tierney	.317
1924	Harper	10	C Williams	67	C Williams	93	C Williams	.328
1925	Harper	10	Sand	64	Harper	97	Harper	.349
1926	Huber	9	Sand	66	Leach	71	Leach	.329
1927	F Thompson	19	C Williams	61	C Williams	98	two with	.306
1928	F Thompson	19	Hurst	68	Whitney	103	Leach	.304
1929	F Thompson	16	Hurst	80	Klein	145	O'Doul	*.398
1930	F Thompson	7	O'Doul	63	Klein	170	Klein	.386
1931	Hurst	8	Hurst	64	Klein	*121	Klein	.337
1932	Klein	*20	Hurst	65	Hurst	*143	Klein	.348
1933	Fullis	18	two with	56	Klein	*120	Klein	*.368
1934	Bartell	13	Bartell	64	Moore	93	Moore	.343
1935	Camilli	9	Camilli	65	Camilli	102	Moore	.323
1936	Chiozza	17	Camilli	116	Camilli	102	Moore	.328
1937	Scharein	13	Camilli	90	Camilli	80	Whitney	.341
1938	Scharein	11	two with	64	Arnovich	72	Martin	.298
1939	Arnovich	7	Arnovich	58	Arnovich	67	Arnovich	.324
1940	Mahan	4	May	58	Rizzo	53	May	.293
1941	Murtaugh	*18	Etten	82	Etten	79	Etten	.311
1942	Murtaugh	13	Etten	67	Litwhiler	56	Litwhiler	.271

\* League Leader    # Tied for League Lead

# YEARLY BATTING LEADERS

Year	Stolen Bases	Walks	RBI	Average
1943	Wasdell 6	Murtaugh 57	Northey 68	Dahlgren .287
1944	Lupien 18	Adams 74	Northey 104	Northey .288
1945	DiMaggio 12	DiMaggio 12	DiMaggio 84	Wasdell .300
1946	two with 7	Wyrostek 70	Ennis 73	Ennis .313
1947	Walker 13	Wyrostek 61	Ennis 81	Walker .363
1948	Ashburn *32	Ashburn 60	Ennis 95	Ashburn .333
1949	Ashburn 9	Seminick 69	Ennis 110	Ennis .302
1950	Ashburn 14	Seminick 68	Ennis *126	Ennis .311
1951	Ashburn 29	Ennis 68	Jones 81	Ashburn .344
1952	Ashburn 16	Ashburn 75	Ennis 107	two with .289
1953	Ashburn 14	Jones 85	Ennis 125	Ashburn .330
1954	Ashburn 11	Ashburn *125	Ennis 119	Ashburn .313
1955	Ashburn 12	Ashburn 105	Ennis 120	Ashburn .338
1956	Ashburn 10	Jones 92	two with 95	Ashburn .303
1957	Fernandez 18	Ashburn #94	Bouchee 76	Ashburn .297
1958	Ashburn 30	Ashburn *97	Anderson 97	Ashburn .350
1959	Ashburn 9	Ashburn 79	Post 94	Bouchee .285
1960	Taylor 24	Del Greco 54	Herrera 71	Taylor .287
1961	Gonzalez 15	Callison 69	Demeter 68	Gonzalez .277
1962	Taylor 20	Dalrymple 70	Demeter 107	Demeter .307
1963	Taylor 23	Gonzalez 53	Demeter 83	Gonzalez .306
1964	Taylor 13	Allen 67	Callison 104	Allen .318
1965	Allen 15	Allen 74	Callison 101	Rojas .303
1966	White 16	two with 68	Allen 110	Allen .317
1967	Allen 20	Allen 75	Allen 77	Gonzalez .339
1968	Taylor 22	Allen 74	Allen 90	Gonzalez .264
1969	Taylor 19	two with 64	Allen 89	Allen .288
1970	Bowa 24	Johnson 72	Johnson 93	Taylor .301
1971	Bowa 28	Johnson 72	Montanez 99	McCarver .278
1972	Bowa 17	Montanez 58	Luzinski 68	Luzinski .281
1973	Bowa 10	Schmidt 62	Luzinski 97	Unser .289
1974	Bowa 39	Schmidt 106	Schmidt 116	Montanez .301
1975	Schmidt 29	Schmidt 101	Luzinski *120	two with .305
1976	Bowa 30	Schmidt 100	Schmidt 107	Maddox .330
1977	McBride 36	Schmidt 104	Luzinski 130	Luzinski .309
1978	Maddox 33	Luzinski 100	Luzinski 101	Bowa .294
1979	Maddox 26	Schmidt *120	Schmidt 114	Rose .331
1980	Smith 33	Schmidt 89	Schmidt *121	McBride .309
1981	Smith 21	Schmidt *73	Schmidt *91	Rose .325
1982	Dernier 42	Schmidt *107	Schmidt 87	Diaz .288
1983	Dernier 35	Schmidt *128	Schmidt 109	Matthews .258
1984	Samuel 72	Schmidt 92	Schmidt #106	V Hayes .292
1985	Samuel 53	Schmidt 87	Wilson 102	Schmidt .277
1986	Samuel 42	Schmidt 89	Schmidt *119	V Hayes .305
1987	M Thompson 46	V Hayes 121	Schmidt 113	M Thompson .302
1988	Samuel 33	Jeltz 59	Samuel 67	M Thompson .288
1989	Dykstra 30	V Hayes 101	V Hayes 78	Herr .287
1990	Dykstra 33	Dykstra 89	V Hayes 73	Dykstra .325
1991	Dykstra 24	Kruk 67	Kruk 92	Kruk .294
1992	Dykstra 30	Kruk 92	Daulton *109	Kruk .323
1993	Dykstra 37	Dykstra *129	Daulton 105	Kruk .316
1994	Dykstra 15	Dykstra 68	Daulton 56	Kruk .302
1995	two with 10	Daulton 55	C Hayes 85	Jefferies .306

\* League Leader # Tied for League Lead

# YEARLY TEAM BATTING

YEAR	AVG	G	AB	R	H	TB	2B	3B	HR	RBI	BB	SO	SB	CS	E
1901	.266	140	4793	668	1275	1656	194	59	24	553	430	-	199	-	262
1902	.247	137	4615	484	1139	1347	110	43	5	389	356	-	108	-	305
1903	.268	135	4781	618	1283	1629	186	62	12	500	338	-	120	-	300
1904	.248	152	5103	571	1268	1615	170	54	23	469	377	-	159	-	403
1905	.260	152	5243	708	1362	1761	187	82	16	567	408	-	180	-	275
1906	.241	153	4911	530	1183	1510	*197	47	12	444	432	-	180	-	271
1907	.236	147	4725	514	1113	1441	*162	65	12	424	424	-	154	-	256
1908	.244	154	5012	503	1223	1586	194	68	11	400	334	-	200	-	238
1909	.244	153	5036	515	1228	1554	184	53	12	417	370	-	185	-	240
1910	.255	153	5171	674	1319	1750	*223	71	22	565	506	559	199	-	258
1911	.259	152	5044	658	1307	1813	214	56	*60	564	490	588	153	-	231
1912	.267	152	5077	660	1354	1861	245	68	43	570	464	615	159	-	231
1913	.265	151	5400	693	1433	2065	*257	78	*73	597	383	578	156	-	214
1914	.263	154	5110	651	1345	1846	211	52	*62	564	472	570	145	-	324
1915	.247	152	4916	589	1216	1670	202	39	*58	486	460	600	121	-	216
1916	.250	153	4985	581	1244	1699	*223	53	42	486	399	571	149	-	234
1917	.248	152	5084	578	1262	1721	*225	60	38	526	435	533	109	-	212
1918	.244	123	4192	429	1022	1311	158	28	25	376	346	400	97	-	211
1919	.251	137	4746	510	1191	1625	*208	50	*42	436	323	469	114	-	219
1920	.263	153	5264	565	1385	1914	229	54	*64	483	283	531	100	-	232
1921	.284	154	5329	617	1512	2114	238	50	*88	573	294	615	66	80	295
1922	.282	153	5459	738	1537	2263	268	55	*116	685	450	611	48	60	225
1923	.278	154	5491	748	1528	2201	259	39	*112	677	414	556	70	73	217
1924	.275	151	5306	676	1459	2109	256	56	94	615	382	452	57	67	175
1925	.295	153	5412	812	1598	2302	288	58	100	731	456	542	48	59	211
1926	.281	151	5254	687	1479	2058	244	50	75	632	422	479	47	-	224
1927	.280	154	5317	678	1487	1966	216	46	57	617	434	482	68	-	169
1928	.267	152	5234	660	1396	2002	257	47	85	606	503	510	53	-	181
1929	*.309	153	5484	897	1693	2559	305	51	*153	841	573	470	59	-	191
1930	.315	154	5667	944	*1783	2594	345	44	126	884	450	459	34	-	239
1931	.279	154	5375	684	1502	2148	299	52	81	649	437	492	42	-	210
1932	*.292	154	5510	*844	1608	2768	*330	67	*122	780	446	547	71	-	194
1933	.274	152	5261	617	1413	1915	240	41	60	566	381	479	55	-	183
1934	.284	149	5218	675	1480	2004	286	35	56	634	398	534	52	-	197
1935	.269	153	5442	685	1466	2005	249	32	92	624	392	661	52	-	228
1936	.281	154	5465	726	1538	2189	250	46	*103	682	451	586	50	-	252
1937	.273	153	5424	724	1482	2123	258	37	103	668	478	640	66	-	184
1938	.254	150	5192	550	1318	1729	233	29	40	503	423	507	38	-	201
1939	.261	151	5133	533	1341	1800	232	40	49	510	421	486	47	-	171
1940	.238	153	5137	494	1225	1700	180	35	75	459	435	527	25	-	181
1941	.244	154	5233	501	1277	1733	188	38	64	467	451	586	65	-	187
1942	.232	151	5060	394	1174	1548	168	37	44	354	392	488	37	-	194
1943	.249	157	5297	571	1321	1777	186	36	66	529	499	556	29	-	189
1944	.251	154	5301	539	1331	1779	199	42	55	495	470	500	32	-	177
1945	.246	154	5203	548	1278	1697	197	27	56	503	449	501	54	-	234
1946	.258	155	5233	560	1351	1880	209	40	80	517	417	590	41	-	148
1947	.258	155	5256	589	1354	1848	210	52	60	544	484	594	60	-	152
1948	.259	155	5287	591	1367	1945	227	39	91	548	440	588	68	-	210
1949	.254	154	5307	662	1349	2057	232	*55	122	622	528	670	27	-	156
1950	.266	157	5426	722	1440	2150	225	55	125	673	535	569	33	-	151
1951	.260	154	5332	648	1384	2001	199	47	108	609	505	525	63	28	138
1952	.260	154	5205	657	1353	1959	237	45	93	606	540	534	60	41	150
1953	.265	156	5290	716	1400	2097	228	*62	115	657	524	715	42	21	147
1954	.267	153	5184	659	1384	2049	243	*58	102	620	604	620	30	27	145
1955	.255	154	5092	675	1300	2010	214	50	132	631	652	673	44	32	110
1956	.252	154	5204	668	1313	1981	207	49	121	616	585	673	45	23	144
1957	.250	156	5241	623	1311	1963	213	44	117	569	534	758	57	26	136
1958	.266	154	5363	664	1424	2146	238	56	124	630	573	871	51	33	129
1959	.242	155	5109	599	1237	1848	196	38	113	560	498	858	39	46	154
1960	.239	154	5169	546	1235	1816	196	44	99	503	448	1054	45	48	155
1961	.243	155	5213	584	1265	1859	185	50	103	549	475	928	56	30	146
1962	.260	161	5420	705	1410	2113	199	39	42	658	531	923	79	42	138
1963	.252	162	5524	642	1390	2104	228	54	126	599	403	955	56	39	142
1964	.258	162	5493	693	1415	2148	241	51	130	649	440	924	30	35	157
1965	.250	162	5528	654	1380	2123	205	53	144	608	494	1091	46	32	157

## YEARLY TEAM BATTING

YEAR	AVG	G	AB	R	H	TB	2B	3B	HR	RBI	BB	SO	SB	CS	E
1966	.258	162	5607	696	1448	2121	224	49	117	628	510	969	56	42	113
1967	.242	162	5401	612	1306	1930	221	47	103	553	545	1033	79	62	137
1968	.233	162	5372	543	1253	1791	178	30	100	505	462	1003	58	51	127
1969	.241	162	5408	645	1304	2012	227	35	137	593	549	1031	73	49	137
1970	.238	161	5456	594	1299	1942	224	58	101	553	519	1066	72	64	114
1971	.233	162	5538	558	1289	1937	209	35	123	522	499	1031	63	39	122
1972	.236	156	5248	503	1240	1806	200	36	98	469	487	930	42	50	116
1973	.249	162	5546	642	1381	2059	218	29	134	592	476	979	51	47	134
1974	.261	162	5494	676	1434	2052	233	*50	95	636	469	822	115	58	148
1975	.269	162	5592	735	1506	2248	*283	42	125	687	610	960	126	57	152
1976	.272	162	5528	770	1505	2184	259	45	110	708	542	793	127	70	115
1977	*.279	162	5546	*847	1548	2484	266	56	186	795	573	806	135	68	120
1978	.258	162	5448	708	1404	2115	248	32	133	661	552	866	152	58	104
1979	.266	163	5463	683	1453	2166	250	53	119	641	602	764	128	76	106
1980	.270	162	5625	728	1517	2248	272	54	117	674	472	708	104	62	136
1981	*.273	107	3665	*491	1002	1424	165	25	69	453	372	432	103	46	86
1982	.260	162	5454	664	1417	2048	245	25	112	624	506	831	128	76	121
1983	.249	163	5426	696	1352	2026	209	45	125	649	640	906	143	75	152
1984	*.266	162	5614	720	1494	2285	*248	51	*147	673	555	1084	186	60	161
1985	.245	162	5477	667	1343	2098	238	47	141	628	527	1095	122	51	139
1986	.253	161	5483	739	1386	2192	266	39	154	696	589	1154	153	59	137
1987	.254	162	5475	702	1390	2247	248	51	169	662	587	1109	111	49	120
1988	.240	162	5403	597	1294	1920	246	31	106	567	489	981	112	49	145
1989	.243	163	5447	629	1324	1980	215	36	123	594	558	926	106	50	133
1990	.255	162	5535	646	1410	2010	237	27	103	619	*582	915	108	35	117
1991	.241	162	5521	629	1332	1979	248	33	111	590	490	1026	92	#30	119
1992	.253	162	5500	686	1392	2073	255	36	118	638	509	1059	127	#31	131
1993	.274	162	*5685	877	*1555	*2422	*297	51	156	*811	*665	1049	#91	#32	141
1994	.262	115	3927	521	1028	1532	208	28	#80	484	396	711	67	#24	94
1995	.262	144	4950	615	1296	1901	263	30	#94	576	497	884	72	#25	97

\* Led League # Fewest in League Note: Caught Stealing was no. 1 kopt from 1900-20; 1926-50





**ROBIN ROBERTS HAS SEVEN  
ALL-STAR GAME APPEARANCES  
WITH THE PHILLIES**

**PITCHING/DEFENSE**

**PITCHING**

<i>Career Top 10</i> .....	111
<i>No-Hitters/1-Hitters</i> .....	112
<i>Most IP, Relievers</i> .....	116
<i>Non-Pitchers Who Pitched</i> .....	116
<i>Pitching Facts</i> .....	113-115
<i>Season Top 10</i> .....	116
<i>Season Leaders</i> .....	124
<i>Strikeouts</i> .....	117
<i>Yearly Pitching Leaders</i> .....	118-121
<i>Yearly Team Pitching</i> .....	122-123

**DEFENSE**

<i>All Four Infield Positions</i> .....	125
<i>All-Time Fielding Team</i> .....	125
<i>Defense League Leaders</i> .....	125
<i>Regular Starters,</i>	
<i>Three Different Positions</i> .....	126
<i>Triple Plays</i> .....	126

# CAREER PITCHING TOP 10

GAMES		GAMES STARTED		COMPLETE GAMES	
Roberts	529	Carlton(L)	499	Roberts	272
Carlton(L)	499	Roberts	472	Alexander	220
McGraw(L)	463	Short(L)	301	Carlton(L)	185
Short(L)	459	Alexander	279	Sparks	150
Reed	458	Simmons(L)	262	Orth	149
Farrell	359	Christenson	220	Duggleby	137
Alexander	338	Bunning	208	Simmons(L)	112
Baldschun	333	Sparks	198	Ring	102
Simmons(L)	325	Rixey(L)	196	Rixey(L)	100
Konstanty	314	Ring	192	Short(L)	88
SHUTOUTS		WINS		LOSSES	
Alexander	61	Carlton(L)	241	Roberts	199
Carlton(L)	39	Roberts	234	Carlton(L)	161
Roberts	35	Alexander	190	Short(L)	127
Short(L)	24	Short(L)	132	Simmons(L)	110
Bunning	23	Simmons(L)	115	Rixey(L)	103
Sparks	18	Orth	101	Duggleby	100
Moore	18	Sparks	94	Ring	98
Simmons(L)	18	Duggleby	91	Sparks	95
McQuillan	17	Bunning	89	Alexander	91
Duggleby	16	Rixey(L)	87	Benge	85
Rixey(L)	16				
SAVES		INNINGS PITCHED		HITS	
Bedrosian	103	Roberts	3,739.1	Roberts	3,661
Williams(L)	102	Carlton(L)	3,696.1	Carlton(L)	3,224
McGraw(L)	94	Alexander	2,513.1	Alexander	2,131
Reed	90	Short(L)	2,253.0	Short(L)	2,129
Farrell	65	Simmons(L)	1,939.2	Simmons(L)	1,865
Baldschun	59	Sparks	1,698.1	Duggleby	1,711
Holland(L)	55	Duggleby	1,642.0	Orth	1,687
Konstanty	54	Rixey(L)	1,604.0	Ring	1,610
Garber	51	Bunning	1,520.2	P. Collins	1,533
McDowell	44	Orth	1,504.2	Rixey(L)	1,518
RUNS		EARNED RUNS		WALKS	
Roberts	1,501	Roberts	1,437	Carlton(L)	1,252
Carlton(L)	1,456	Carlton(L)	1,270	Short(L)	762
Short(L)	949	Short(L)	845	Roberts	718
Simmons(L)	919	Simmons(L)	789	Simmons(L)	718
Ring	872	P. Collins	684	Ring	630
Alexander	812	Alexander	603	Alexander	561
P. Collins	782	Ring	599	E. Moore	537
Benge	683	Christenson	591	P. Collins	496
Rixey(L)	682	Ruthven	584	Rixey(L)	479
Duggleby	606	Benge	569	Ruthven	475
STRIKEOUTS		WINS IN RELIEF		WINS PLUS SAVES	
Carlton(L)	3,031	Reed	54	Reed	54+90=144
Roberts	1,871	McGraw(L)	49	McGraw(L)	49+94=143
Short(L)	1,585	Farrell	47	Bedrosian	21+103=124
Alexander	1,410	Konstanty	40	Williams(L)	20+102=122
Bunning	1,197	Baldschun	39	Farrell	47+65=112
Simmons(L)	1,052	Garber	33	Baldschun	39+59=98
Christenson	781	Tekulve	24	Konstanty	40+54=94
Wise	717	P. Collins	22	Garber	33+51=84
Ruthven	717	Bedrosian	21	Holland(L)	13+55=68
Rixey(L)	690	J. Meyer	20	McDowell	12+44=56
		Williams(L)	20		
20 WIN SEASONS					
Alexander	6				
Roberts	6				
Carlton(L)	5				
C. Ferguson	4				

## 10 OR MORE WINS, CONSECUTIVE SEASONS

Seasons	Pitcher	Years
13	Steve Carlton (LHP)	1972-84
12	Robin Roberts	1949-60
7	Grover Alexander	1911-17

# NO – HITTERS / 1 – HITTERS

## NO–HITTERS BY PHILLIES (8)

Date	Pitcher	Opponent	Score
8/29/85	Charles Ferguson	vs Providence	1-0
7/08/98	Red Donahue	vs Boston	5-0
9/18/03	Charles Fraser	at Chicago	10-0
5/01/06	John Lush (LHP)	at Brooklyn	6-0
6/21/64*	Jim Bunning	at New York	6-0
6/23/71	Rick Wise	at Cincinnati	4-0
8/15/90	Terry Mulholland (LHP)	vs San Francisco	6-0
5/23/91	Tommy Greene	at Montreal	2-0

\* Perfect Game

## NO–HITTERS AGAINST PHILLIES (21)

Date	Pitcher	Opponent	Score
7/12/00	Noodles Hahn (LHP)	at Cincinnati	4-0
9/26/06*	Lefty Leifield (LHP)	vs Pittsburgh	8-0
7/04/08	Hooks Wiltse (LHP)	at New York	1-0
9/06/12	Charles Tesreau	vs New York	3-0
9/09/14	George Davis	at Boston	7-0
5/07/22	Jesse Barnes	at New York	6-0
9/13/25	Dazzy Vance	at Brooklyn	10-1
6/22/44*	Jim Tobin	at Boston	7-0
6/12/54	Jim Wilson	at Milwaukee	2-0
9/25/56	Sal Maglie	at Brooklyn	5-0
6/12/59*	Mike McCormick	at San Francisco	3-0
8/18/60	Lew Burdette	at Milwaukee	1-0
9/16/60	Warren Spahn (LHP)	at Milwaukee	4-0
5/17/63	Don Nottebart	at Houston	4-1
6/04/64	Sandy Koufax (LHP)	vs Los Angeles	3-0
7/29/68	George Culver	vs Cincinnati	6-1
4/17/69	Bill Stoneman	vs Montreal	7-0
7/20/70	Bill Singer	at Los Angeles	5-0
4/16/72	Burt Hooton	at Chicago	4-0
4/16/78	Bob Forsch	at St. Louis	5-0
9/24/88*	Pascual Perez	vs Montreal	1-0

\* Less than nine innings

## ONE–HITTERS BY PHILLIES

1-Hitters	Pitchers
6	– Grover Alexander, Steve Carlton
3	– Robin Roberts
2	– Frank Corridon, Tully Sparks
1	– Chief Bender, Jim Bunning, Bill Burns, Don Carman, George Chalmers, Bubba Church, Phil Collins, Ray Culp, Chick Fraser, Ken Heintzelman, Tom Hughes, Larry Jackson, Johnny Lush, Art Mahaffey, George McQuillan, Russ Meyer, Earl Moore, Lew Moren, David Palmer, Togie Pittinger, Dick Ruthven, Charley Schanz, Curt Schilling, Curt Simmons, Rick Wise
Combined:	Earl Moore/Bert Humphries, Joe Bowman/Claude Passeau, Russ Meyer/Jim Konstanty, Steve Carlton/Tug McGraw, Tom Hume/Kent Tekulve, Don Carman/Steve Bedrosian, Marvin Freeman/Kent Tekulve

### DID YOU KNOW ?

The Phillies club record for consecutive scoreless innings pitched is 41, set in 1951. The Phils second longest mark is 39 innings in 1969, followed by a 30 inning streak in 1954.

# PITCHING

## THREE OR MORE CONSECUTIVE SHUTOUTS

4 Grover Cleveland, 1911	3 Grover Alexander, 1916
9/17 1-0 vs BOS	8/09 1-0 vs CIN
9/13 2-0 vs BKN	8/14 8-0 vs NY
9/17 6-0 at CIN	8/18 3-0 at CIN
9/21 4-0 at CHI	3 Robin Roberts, 1950
	7/22 2-0 at CIN
	7/25 1-0 vs CHI
	7/30 10-0 vs PIT

## LONGEST CONSECUTIVE SCORELESS STREAKS

IP	Pitcher, Year	IP	Pitcher, Year
41.2	Grover Alexander, 1911	28.2	Steve Carlton (L), 1981
33.0	Larry Andersen, 1984 (relief)	26.0	Steve Carlton (L), 1972
32.2	Ken Heintzelman (L), 1949	24.0	Wayne Twitchell, 1973
32.2	Robin Roberts, 1950	24.0	Willie Hernandez (L), 1983 (relief)
30.0	Grover Alexander, 1916	22.1	Ken Heintzelman (L), 1948
29.0	Tommy Greene, 1991	22.1	Dennis Cook (L), 1990
29.0	Curt Schilling, 1992	21.1	Doug Jones, 1994

## DOUBLEHEADER SHUTOUTS

Date	Pitchers	Scores	Opponent
9/26/12	Alexander/Seaton	7-0/11-0	Brooklyn
8/05/13	Seaton/Alexander	1-0/0-0	Boston
9/01/16	Alexander/Rixey	3-0/6-0	Brooklyn
7/21/35	C.Davis/Bowman	4-0/2-0	Cincinnati
5/20/43	Fuchs/Gerheuser	2-0/2-0	Chicago
7/25/50	Church/Roberts	7-0/1-0	Chicago
8/27/51	Thompson/K.Johnson	2-0/3-0	Cincinnati
4/23/61	Sullivan/Mahaffey	1-0/6-0	Chicago

## TOP WINNERS AT THE VET

(minimum 10 wins)

Pitcher	Year	Record	PCT.
Steve Carlton (L)	1977	17-3	.850
Steve Carlton (L)	1972	14-5	.737
Jim Lonborg	1976	13-3	.813
Steve Carlton (L)	1982	13-4	.765
Tom Underwood (L)	1975	12-2	.857
Steve Carlton (L)	1976	11-2	.846
John Denny	1983	11-2	.846
Terry Mulholland (L)	1991	11-2	.846
Steve Carlton (L)	1975	11-3	.786
Steve Carlton (L)	1974	11-4	.733
Steve Carlton (L)	1980	11-5	.688
Tommy Greene	1993	10-0	1.000
Larry Christenson	1977	10-2	.833
Steve Carlton (L)	1978	10-5	.667
Rick Wise	1971	10-6	.625

## PITCHING

### PITCHERS WITH .500 or BETTER WINNING PCT. (minimum 100 decisions)

Pitcher	Years	W-L	PCT.
Grover Alexander	1911-17; 30	190-91	.676
Red Donahue	1898-1901	74-48	.607
Charlie Ferguson	1884-87	99-64	.607
Charlie Buffinton	1887-1889	77-50	.606
Steve Carlton	1972-86	241-161	.600
Al Orth	1895-1901	98-71	.580
Gus Weyhing	1892-95	71-53	.573
Kid Carsey	1892-97	94-71	.570
Jim Lonborg	1973-79	75-60	.556
Jack Taylor	1892-97	96-77	.555
Erskine Mayer	1912-18	76-61	.555
Shane Rawley	1984-88	59-48	.551
Dan Casey	1886-89	72-59	.550
Jim Bunning	1964-7; 70-71	89-73	.549
Frank Corridon	1904-5; 07-09	59-49	.546
Dick Ruthven	1973-5; 78-83	78-65	.545
Robin Roberts	1948-1961	234-199	.540
Larry Christenson	1973-83	83-71	.539
Kid Gleason	1888-91	78-70	.527
George McQuillan	1907-10; 15-16	54-49	.524
Terry Mulholland	1989-93	54-50	.519
Curt Simmons	1947-50; 52-60	115-109	.513
Earl Moore	1908-13	67-64	.511
Chris Short	1959-72	132-127	.510
Don Carman	1983-90	53-52	.505

### PHILLIES PITCHERS - MOST WINS VS LOSSES 10 or More

+21 Charlie Ferguson	1886 30-9	+12 Charlie Ferguson	1887 22-10
Kid Gleason	1890 38-17	Charlie Buffinton	1889 28-16
Grover Alexander	1915 31-10	Jack Taylor	1895 26-14
Grover Alexander	1916 33-12	Grover Alexander	1914 27-15
Robin Roberts	1952 28-7	Eppa Rixey	1916 22-10
		Steve Carlton	1982 23-11
		Tommy Greene	1993 16-4
+17 Grover Alexander	1917 30-13	+11 Gus Weyhing	1892 32-21
Steve Carlton	1972 27-10	Al Orth	1899 14-3
+15 Dan Casey	1887 28-13	Jack Sanford	1957 19-8
Grover Alexander	1911 28-13	Jim Bunning	1964 19-8
Tom Seaton	1913 27-12		
Steve Carlton	1980 24-9	+10 Jack Taylor	1894 23-13
		Wiley Piatt	1898 24-14
+14 Tully Sparks	1907 22-8	Jim Bunning	1965 19-9
Grover Alexander	1913 22-8		
+13 Red Donahue	1899 21-8		
Steve Carlton	1976 20-7		
Steve Carlton	1977 23-10		
Larry Christenson	1977 19-6		

# PITCHING

## 40 WINS BY A DUO, ONE SEASON

55	-	1916:	Grover Alexander (33) and Eppa Rixey, LH (22)
52	-	1915:	Grover Alexander (31) and Erskine Mayer (21)
49	-	1913:	Tom Seaton (27) and Grover Alexander (22)
48	-	1914:	Grover Alexander (27) and Erskine Mayer (21)
46	-	1917:	Grover Alexander (30) and Joe Oeschger/Eppa Rixey, LH (16)
43	-	1911:	Grover Alexander (28) and Earl Moore (15)
42	-	1952:	Robin Roberts (28) and Karl Drews/Curt Simmons, LH (14)
	-	1977:	Steve Carlton, LH (23) and Larry Christenson (19)
41	-	1901:	Red Donahue (21) and Al Orth (20)
	-	1905:	Togie Pittinger (23) and Bill Duggleby (18)
	-	1980:	Steve Carlton, LH (24) and Dick Ruthven (17)
40	-	1907:	Tully Sparks (22) and Frank Corridon (18)

## CONSECUTIVE COMPLETE GAMES

9 straight	-	1938
8 straight	-	1952
7 straight	-	1932, 1940, 1943, 1946
6 straight	-	1939, 1952
5 straight	-	1933, 1934, 1935, 1938 (twice), 1939, 1940, 1947, 1953 (4 times), 1955, 1959, 1966, 1972, 1973 (twice)

## TOP 20 HITTING PHILLIES PITCHERS

(minimum 40 AB)

Pitcher	Year	AVG.	H-AB
Paul Weinert	1923	.322	19-59
Oscar Judd	1946	.316	25-79
Lee Meadows	1922	.314	27-86
Al Orth	1900	.310	40-129
Dennis Cook	1990	.310	13-42
Harvey Haddix	1957	.309	21-68
Schoolboy Rowe	1943	.300	36-120
Lee Sweetland	1929	.292	26-89
Steve Carlton	1978	.291	25-86
Jack Scott	1927	.289	33-114
Brad Hogg	1919	.283	17-60
Dick Ruthven	1978	.283	15-53
Claude Passeau	1936	.282	22-78
Al Orth	1901	.281	36-128
Les Sweetland	1930	.281	36-128
Chief Bender	1916	.279	12-43
Schoolboy Rowe	1947	.278	22-79
Herm Wehmeier	1955	.278	20-72
Bucky Walters	1937	.277	38-137
Hal Carlson	1924	.276	21-76
Doc White	1901	.276	27-98

PITCH/DEFENSE

## MOST WINS IN RELIEF, ONE SEASON

Wins	Pitcher	Year
16	Jim Konstanty	1950
13	Ron Reed	1979
12	Jack Baldschun	1962
12	Jeff Parrett	1989
12	Mitch Williams	1991
11	Jack Baldschun	1963
11	Kent Tekulve	1986
10	Dick Farrell	1957
10	Dick Farrell	1960
10	Gene Garber	1975

## MOST WINS PLUS SAVES, ONE SEASON

Pitcher	Year	W+SV	Total
Mitch Williams	1993	3+43	46
Steve Bedrosian	1987	5+40	45
Mitch Williams	1991	12+30	42
Jim Konstanty	1950	16+22	38
Steve Bedrosian	1986	8+29	37
Heathcliff Slocumb	1995	5+32	37
Al Holland	1984	5+29	34
Steve Bedrosian	1988	6+28	34
Mitch Williams	1992	5+29	34
Al Holland	1983	8+25	33
Dick Selma	1970	8+22	30
Doug Jones	1994	2+27	29
Roger McDowell	1990	6+22	28
Jack Baldschun	1963	11+16	27
Jack Baldschun	1964	6+21	27
Gene Garber	1977	8+19	27

# PITCHING

## MOST IP - PHILLIES RELIEVERS

166.2	- Andy Karl, 1945	111	- Ron Reed, 1977
152	- Jim Konstanty, 1950	110.2	- Jim Konstanty, 1951
134	- Dick Selma, 1970	110	- Gene Garber, 1975
118	- Jack Baldschun, 1964	110	- Kent Tekulve, 1986
114	- Jack Baldschun, 1963	105.2	- Jeff Parrett, 1989
112.2	- Jack Baldschun, 1962		

## NON-PITCHERS THAT PITCHED FOR THE PHILS

Player	Regular		Year(s)	W-L	ERA	G	GS	IP	H	BB	SO
	Pos.	Pitched									
Roy Thomas	OF	1900	1900	0-0	3.38	1	0	2.2	4	0	0
Walter Holke	1B	1923	1923	0-0	0.00	1	0	0.1	1	0	0
Barney Friberg	2B	1925	1925	0-0	4.50	1	0	4.0	4	3	1
Jack Bentley	1B	1926	1926	0-2	8.28	7	3	25.0	37	10	7
Bucky Walters	3B	1934	1934	0-0	1.29	2	1	7.0	8	2	7
Joe Marty	OF	1939	1939	0-0	4.50	1	0	4.0	2	3	1
Bud Hafey	OF	1939	1939	0-0	33.75	2	0	1.1	7	1	1
Art Mahan	1B	1940	1940	0-0	0.00	1	0	1.0	1	0	0
Ben Chapman	OF	1945	1945	0-0	7.71	3	0	7.0	7	6	4
Jimmie Foxx	1B	1945	1945	1-0	1.59	9	2	22.2	13	14	10
Al Lakeman	C	1948	1948	0-0	13.50	1	0	0.2	1	0	0
Granny Hamner	2B-SS	1956-7	1956-7	0-1	3.89	4	1	9.1	11	2	5
Bob Bowman	OF	1959	1959	0-1	6.00	5	0	6.0	5	5	0
Cookie Rojas	2B	1967	1967	0-0	0.00	1	0	1.0	1	0	0
Mike Anderson	OF	1979	1979	0-0	0.00	1	0	1.0	2	0	2
Greg Gross	OF	1986	1986	0-0	0.00	1	0	0.2	1	1	2
Glenn Wilson	OF	1987	1987	0-0	0.00	1	0	1.0	0	0	1

## SEASON TOP 10

### GAMES

Tekulve, 1987	90
West, 1993	76
Konstanty, 1950	74
Selma, 1970	73
Tekulve, 1986	73
Parrett, 1989	72
Baldschun, 1964	71
Garber, 1975	71
Carman, 1985	71
Knowles, 1968	69
Williams, 1991	69

### WINS

Gleason, 1890	38
Alexander, 1916	33
Weyhing, 1892	32
Alexander, 1915	31
Ferguson, 1886	30
Alexander, 1917	30
Casey, 1887	28
Buffinton, 1888	28
Alexander, 1911	28
Roberts, 1952	28

### ERA

Alexander, 1915	1.22
McQuillan, 1908	1.53
Alexander, 1916	1.55

McQuillan, 1910	1.60
Richie, 1908	1.83
Rixey, 1916	1.85
Alexander, 1917	1.86
Sanders, 1888	1.90
Buffinton, 1888	1.91
Foxen, 1908	1.95

### STRIKEOUTS

Carlton, 1972	310
Carlton, 1980	286
Carlton, 1982	286
Carlton, 1983	275
Bunning, 1965	268
Bunning, 1967	253
Bunning, 1966	252
Alexander, 1915	241
Carlton, 1974	240
Short, 1965	237

### WINNING PCT.

Roberts, 1952	.800
Greene, 1993	.800
Ferguson, 1886	.769
Carlton, 1981	.765
Chrntenson, 1977	.760
Denny, 1983	.760
Alexander, 1915	.756
Carlton, 1976	.741
Sparks, 1907	.733

Alexander, 1913	.733
Alexander, 1916	.733

### SAVES

Williams, 1993	43
Bedrosian, 1987	40
Slocumb, 1995	32
Williams, 1991	30
Holland, 1984	29
Bedrosian, 1986	29
Williams, 1992	29
Bedrosian, 1988	28
Jones, 1994	27
Holland, 1983	25

### SHUTOUTS

Alexander, 1916	16
Alexander, 1915	12
Alexander, 1913	9
Alexander, 1917	8
Carlton, 1972	8
McQuillan, 1908	7
Alexander, 1911	7
Bunning, 1965	7
13 with last: Carlton, 1982	6

# STRIKEOUTS

## MOST STRIKEOUTS, PHILLIES PITCHERS

Ks	Pitcher	Date	Opponent
18	Chris Short(L)	10/2/65	at NY (15 inn.)
17	Art Mahaffey	4/23/61	Chicago
16	Steve Carlton(L)	6/09/82	Chicago
15	Steve Carlton(L)	9/16/81	at New York
14	Chris Short(L)	9/13/63	Los Angeles
14	Jim Bunning	6/07/66	Cincinnati
14	Steve Carlton(L)	4/25/72	at San Francisco
14	Steve Carlton(L)	8/21/77	Houston
14	Steve Carlton(L)	9/09/77	St. Louis
14	Steve Carlton(L)	7/08/79	San Francisco
14	Steve Carlton(L)	9/21/82	at St. Louis
14	Terry Mulholland(L)	6/04/93	Colorado

## MOST STRIKEOUTS, OPPOSING PITCHERS

Ks	Pitcher	Date	Opponent
19	David Cone	10/6/91	New York
16	Sandy Koufax(L)	6/22/59	at Los Angeles
16	Sandy Koufax(L)	5/26/62	at Los Angeles
16	Bob Veale(L)	6/01/65	at Pittsburgh
16	Sandy Koufax(L)	7/27/66	at LA (11 inn.)
16	Steve Carlton(L)	9/20/67	St. Louis
16	Steve Carlton(L)	5/21/70	St. Louis
16	Bob Gibson	5/23/70	St. Louis
16	Dwight Gooden	9/17/84	New York

## 10 STRIKEOUTS OR MORE, GAME

(since 1900)

# of Games  
with 10 Ks

Pitchers

69	Steve Carlton
25	Jim Bunning
17	Chris Short
9	Ray Culp
8	Grover Alexander
7	Robin Roberts
6	Art Mahaffey, Earl Moore
5	Grant Jackson, Jack Sanford
4	Dennis Bennett, Larry Christenson, Bill Foxen, Chick Fraser, Kevin Gross, Terry Mulholland, Curt Schilling, Curt Simmons, Doc White, Rick Wise
3	John Denny, Woodie Fryman, Tommy Greene, Wayne LaMaster
2	Ralph Caldwell, George Chalmers, Sid Fernandez, Harvey Haddix, Ken Howell, Johnny Lush, Lee Meadows, Jimmy Ring, Dick Ruthven
1	Bo Belinsky, Ray Benge, Ken Brett, Earl Caldwell, Don Cardwell, Gene Conley, Harry Coveleski, Jose DeJesus, Murry Dickson, Jack Hamilton, Ken Heintzelman, Charles Hudson, Si Johnson, Syl Johnson, John Lindell, Jack Meyer, Seth Morehead, Hugh Mulcahy, Lowell Palmer, Claude Passeau, Hub Prueft, Ken Raffensberger, Shane Rawley, Eppa Rixey, Tom Seaton, Wayne Twitchell, Mike Williams

PITCH/DEFENSE

### DID YOU KNOW?

Rick Wise retired 32 consecutive Cubs batters on September 18, 1971; just four shy of the NL record.

## YEARLY PITCHING LEADERS

Year	Games		Complete Game		Wins		Losses	
1883	Coleman	65	Coleman	59	Coleman	12	Coleman	*48
1884	Ferguson	50	Ferguson	46	Ferguson	21	Ferguson	25
1885	Daily	50	Daily	49	two with	26	Daily	23
1886	Ferguson	48	Ferguson	43	Ferguson	30	Casey	18
1887	Case	46	Casey	43	Casey	28	Buffinton	17
1888	Buffinton	46	Buffinton	43	Buffinton	28	Casey	18
1889	Buffinton	47	Buffinton	37	Buffinton	27	Sanders	18
1890	Gleason	60	Gleason	54	Gleason	38	Vickery	22
1891	Gleason	53	Gleason	40	Gleason	24	Gleason	22
1892	Weyhing	59	Weyhing	46	Weyhing	32	Weyhing	21
1893	Weyhing	42	Weyhing	33	Weyhing	23	Weyhing	16
1894	Taylor	41	Taylor	31	Taylor	23	Weyhing	14
1895	Carsey	44	Carsey	35	Taylor	26	Carsey	16
1896	Taylor	45	Taylor	35	Taylor	20	Taylor	21
1897	Taylor	40	Taylor	35	Taylor	16	Taylor	20
1898	Piatt	39	two with	33	Piatt	24	Donahue	17
1899	Piatt	39	Piatt	31	Piatt	23	Piatt	15
1900	Orth	33	Orth	24	Fraser	16	Orth	13
1901	two with	35	Donahue	34	Donahue	21	two with	13
1902	D White	36	D White	34	D White	16	D White	*20
1903	Duggleby	36	Duggleby	28	Duggleby	13	Duggleby	18
1904	Fraser	42	Fraser	32	Fraser 1	4	Fraser	24
1905	Pittinger	#46	Pittinger	29	Pittinger	23	Duggleby	17
1906	two with	42	Sparks	29	Sparks	19	Duggleby	19
1907	two with	37	Sparks	24	Sparks	22	Moren	18
1908	McQuillan	48	McQuillan	32	McQuillan	23	McQuillan	17
1909	McQuillan	41	Moore	24	Moore	18	McQuillan	16
1910	Moore	46	Ewing	20	Moore	22	Moore	15
1911	Alexander	48	Alexander	*31	Alexander	*28	Moore	*19
1912	Alexander	46	Alexander	26	Alexander	19	Alexander	17
1913	Seaton	52	Alexander	23	Seaton	*27	two with	12
1914	Mayer	48	Alexander	*32	Alexander	#27	Mayer	19
1915	Alexander	49	Alexander	*36	Alexander	*31	Mayer	15
1916	Alexander	48	Alexander	*38	Alexander	*33	Demaree	14
1917	Alexander	45	Alexander	*35	Alexander	*30	Rixey	*21
1918	Prendergast	33	Prendergast	20	two with	13	Oeschger	*18
1919	G Smith	31	G Smith	15	Meadows	8	two with	12
1920	G Smith	43	Rixey	25	Meadows	16	Rixey	*22
1921	G Smith	39	Ring	21	Meadows	11	G Smith	*20
1922	G Smith	42	Meadows	19	two with	12	two with	18
1923	Ring	39	Ring	23	Ring	18	Weinhardt	17
1924	Carlson	38	Ring	16	two with	10	Carlson	17
1925	Ring	38	Ring	21	Ring	14	Mitchell	17
1926	Willoughby	47	Carlson	20	Carlson	17	Dean	16
1927	Scott	#48	Scott	17	Scott	9	Scott	21
1928	Benge	40	Benge	12	Benge	8	Benge	18
1929	Willoughby	49	Willoughby	14	Willoughby	15	Benge	15
1930	H Elliott	*48	Collins	17	Collins	16	Willoughby	17
1931	J Elliott	*52	two with	16	J Elliott	#19	Benge	18
1932	Collins	43	Holley	16	Collins	14	Holley	14
1933	Liska	45	Holley	12	Holley	13	Holley	15
1934	C Davis	*51	C Davis	18	C Davis	19	Collins	18
1935	Jorgens	*53	C Davis	19	C Davis	16	Jorgens	15
1936	Passeau	49	Walters	15	two with	11	Walters	*21
1937	Mulcahy	*56	Passeau	18	LaMaster	15	LaMaster	19
1938	Mulcahy	46	two with	15	Passeau	11	Mulcahy	*20
1939	Mulcahy	38	two with	14	Higbe	10	Mulcahy	16
1940	Higbe	41	Mulcahy	21	Higbe	14	Mulcahy	*22
1941	Pearson	46	Podgajny	8	two with	9	two with	14
1942	Podgajny	43	Hughes	19	Hughes	12	Melton	20

\*League Leader #Tied for League Lead

# YEARLY PITCHING LEADERS

Year	Games		Complete Games		Wins		Losses	
1943	Gerheuser	38	two with	11	Rowe	14	Gerheuser	19
1944	Schanz	40	Raffensberger	18	two with	13	Raffensberger	*20
1945	Karl	*67	Barrett	8	Karl	9	Barrett	*20
1946	two with	39	Raffensberger	14	two with	11	Raffensberger	15
1947	Donnelly	38	Leonard	19	Leonard	17	Judd	15
1948	Dubiel	37	Leonard	16	Leonard	12	Leonard	*18
1949	Konstanty	53	Heintzelman	15	two with	17	Roberts	15
1950	Konstanty	*74	Roberts	21	Roberts	20	two with	11
1951	Konstanty	58	Roberts	22	Roberts	21	Roberts	15
1952	Hansen	43	Roberts	*30	Roberts	*28	Draws	15
1953	Konstanty	48	Roberts	*33	Roberts	#23	Roberts	16
1954	Roberts	45	Roberts	*29	Roberts	*23	Dickson	*20
1955	J Meyer	50	Roberts	*26	Roberts	*23	Roberts	14
1956	R Miller	49	Roberts	*22	Roberts	19	Roberts	*18
1957	Farrell	52	Sanford	15	Sanford	19	Roberts	*22
1958	Farrell	54	Roberts	21	Roberts	17	two with	14
1959	J Meyer	47	Roberts	19	Roberts	15	Roberts	17
1960	Farrell	59	Roberts	13	Roberts	12	two with	16
1961	Baldschun	65	Mahaffey	12	Mahaffey	11	Mahaffey	*19
1962	Baldschun	67	Mahaffey	20	Mahaffey	19	Mahaffey	14
1963	Baldschun	65	two with	10	Culp	14	Culp	12
1964	Baldschun	71	Bunning	13	Bunning	19	Bennett	14
1965	Baldschun	65	two with	15	Bunning	19	Short	11
1966	Knowles	69	Short	19	Short	20	Bunning	14
1967	Farrell	50	Bunning	16	Bunning	17	two with	15
1968	Farrell	54	L Jackson	12	Short	19	L Jackson	17
1969	two with	46	Wise	14	Wise	15	G Jackson	18
1970	Selma	73	Short	7	Wise	13	Short	16
1971	Brandon	52	Wise	17	Wise	17	three with	14
1972	Twitchell	49	Carlton	*30	Carlton	*27	Reynolds	15
1973	Scarce	52	Carlton	#18	four with	13	Carlton	*20
1974	Scarce	58	Carlton	17	Lonborg	17	Schueler	16
1975	Garber	*71	Carlton	14	Carlton	15	Carlton	14
1976	two with	59	Carlton	13	Carlton	20	Kaat	14
1977	Garber	64	Carlton	17	Carlton	*23	Kaat	11
1978	Reed	66	Carlton	12	Carlton	16	Christenson	14
1979	McGraw	65	Carlton	13	Carlton	18	Lerch	13
1980	McGraw	57	Carlton	13	Carlton	*24	Lerch	14
1981	Lyle	48	Carlton	10	Carlton	13	two with	7
1982	R Reed	57	Carlton	*19	Carlton	*23	three with	11
1983	Holland	68	Carlton	8	Denny	*19	Carlton	16
1984	Holland	68	two with	3	Koosman	14	Koosman	15
1985	Carman	71	three with	6	Gross	15	Denny	14
1986	Tekulve	73	two with	7	Gross	12	Gross	12
1987	Tekulve	90	Rawley	4	Rawley	17	Gross	16
1988	Tekulve	70	Gross	5	Gross	12	Rawley	16
1989	Parrett	72	three with	2	two with	12	Carman	*15
1990	McDowell	72	Mulholland	6	Combs	10	Ruffin	13
1991	Williams	69	Mulholland	8	Mulholland	16	Mulholland	13
1992	Williams	66	Mulholland	*12	Schilling	14	Abbott	14
1993	West	76	three with	7	two with	16	Jackson	11
1994	Slocumb	52	Jackson	4	Jackson	14	West	10
1995	Bottalico	62	Green	4	Quatrill	11	Quatrill	12

\*League Leader #Tied for League Lead

## YEARLY PITCHING LEADERS

Year	ERA		Shutouts		Innings Pitched		Strikeouts	
1883	Coleman	4.87	Coleman	3	Coleman	538.1	Coleman	159
1884	Vinton	2.23	Ferguson	2	Ferguson	416.2	Ferguson	194
1885	Daily	2.21	Ferguson	5	Daily	440.0	Ferguson	194
1886	Ferguson	*1.98	two with	4	Ferguson	395.2	Ferguson	212
1887	Casey	*2.86	Casey	*4	Casey	390.1	Buffinton	160
1888	Sanders	1.90	Buffinton	6	Buffinton	400.1	Buffinton	199
1889	Buffinton	3.24	Buffinton	2	Buffinton	380.0	Buffinton	153
1890	Gleason	2.63	Gleason	6	Gleason	506.0	Gleason	22
1891	Gleason	3.51	three with	1	Gleason	418.0	Esper	108
1892	Keefe	2.36	Weyhing	6	Weyhing	469.2	Weyhing	202
1893	Taylor	4.24	Weyhing	2	Weyhing	345.1	Weyhing	101
1894	Taylor	4.08	Weyhing	2	Taylor	298.0	Weyhing	81
1895	Taylor	4.49	Taylor	1	Carsey	342.1	Taylor	93
1896	Orth	4.41	two with	1	Taylor	359.0	Taylor	97
1897	Wheeler	3.96	two with	2	Taylor	317.1	Taylor	88
1898	Orth	3.02	Piatt	#6	Piatt	306.0	Piatt	121
1899	Orth	*2.49	two with	4	Piatt	305.0	Piatt	89
1900	Fraser	3.14	two with	2	Orth	262.0	Orth	68
1901	Orth	2.27	Orth	#6	Donahue	304.1	D White	132
1902	D White	2.53	two with	3	D White	306.0	D White	185
1903	Sparks	2.72	Duggleby	3	Duggleby	264.0	Fraser	104
1904	Corridon	2.19	two with	3	Fraser	302.0	Fraser	127
1905	Sparks	2.18	Pittinger	4	Pittinger	337.0	Pittinger	136
1906	Sparks	2.16	Sparks	6	Sparks	316.2	Lush	151
1907	Richie	2.00	Brown	4	Corridon	274.0	Corridon	131
1908	McQuillan	1.53	McQuillan	7	McQuillan	359.2	McQuillan	114
1909	E Moore	2.10	two with	4	E Moore	299.2	E Moore	173
1910	McQuillan	*1.60	E Moore	6	E Moore	283.0	E Moore	*185
1911	Alexander	2.57	Alexander	#7	Alexander	*367.0	Alexander	227
1912	Rixey	2.50	two with	3	Alexander	#310.1	Alexander	*195
1913	Brennan	2.36	Alexander	*9	Seaton	*322.1	Seaton	*168
1914	Alexander	2.38	Alexander	6	Alexander	*355.0	Alexander	*214
1915	Alexander	*1.22	Alexander	*12	Alexander	*376.1	Alexander	*241
1916	Alexander	*1.55	Alexander	+16	Alexander	*388.2	Alexander	*167
1917	Alexander	*1.86	Alexander	*8	Alexander	*387.2	Alexander	*201
1918	Jacobs	2.41	Jacobs	4	Prendergast	252.1	Hogg	81
1919	Meadows	2.47	Meadows	3	G Smith	185.0	Meadows	88
1920	Meadows	2.84	Meadows	3	Rixey	284.1	Rixey	109
1921	Winters	3.63	Meadows	2	Ring	246.0	Ring	88
1922	Weinert	3.40	Meadows	2	Ring	249.1	Ring	116
1923	Ring	3.76	Glazner	3	Ring	313.1	Ring	112
1924	Ring	3.97	two with	2	Ring	215.1	Ring	72
1925	Carlson	4.23	Carlson	#4	Ring	270.0	Ring	93
1926	Carlson	3.24	Carlson	3	Carlson	267.1	Carlson	55
1927	Ulrich	3.17	five with	1	Scott	233.1	Pruett	90
1928	Benge	4.55	four with	1	Benge	201.2	Ring	72
1929	Willoughby	4.99	two with	2	Willoughby	243.1	Benge	78
1930	Collins	4.78	three with	1	Collins	239.0	Collins	87
1931	Benge	3.17	three with	2	J Elliott	249.0	Benge	117
1932	Rhem	3.74	two with	2	Holley	228.0	Benge	89
1933	Holley	3.53	two with	3	Holley	206.2	Holley	56
1934	C Davis	2.95	two with	3	C Davis	274.1	C Davis	99
1935	C Davis	3.66	C Davis	3	C Davis	231.0	C Davis	74
1936	Walters	4.26	Walters	#4	Walters	258.0	Passeau	85
1937	Passeau	4.34	Walters	3	Passeau	*292.1	LaMaster	135
1938	Bulcher	2.93	three with	1	Mulcahy	267.1	Passeau	100
1939	Beck	4.73	three with	1	Mulcahy	225.2	Higbe	79
1940	Mulcahy	3.60	Mulcahy	3	Higbe	283.0	Higbe	*137
1941	Hughes	4.45	Hughes	2	Podganjny	181.1	Johnson	80
1942	Hughes	3.06	two with	1	Hughes	253.0	Melton	107

\* League Leader #Tied for League Lead +1st on All-Time Single Season Leaders List

# YEARLY PITCHING LEADERS

Year	ERA	Shutouts	Innings Pitched	Strikeouts
1943	Barrett 2.39	Rowe 3	Gerheuser 215.0	Gerheuser 92
1944	Raffensberger 3.06	two with 3	Raffensberger 258.2	Raffensberger 136
1945	Karl 2.99	Mauney 2	Barrett 190.2	Schanz 56
1946	Judd 3.53	three with 2	Raffensberger 196.0	Raffensberger 73
1947	Leonard 2.68	Leonard 3	Leonard 235.0	Leonard 103
1948	Leonard 2.51	two with 2	Leonard 225.2	Leonard 92
1949	Heintzelman 3.02	Heintzelman #5	Heintzelman 250.0	Roberts 95
1950	Roberts 3.02	Roberts #5	Roberts 304.1	two with 146
1951	Roberts 3.03	Roberts *6	Roberts *315.0	Roberts 127
1952	Roberts 2.59	Simmons #6	Roberts *330.0	Roberts 148
1953	Roberts 2.75	Roberts 5	Roberts *346.2	Roberts *198
1954	Simmons 2.81	two with 4	Roberts *336.2	Roberts *185
1955	Roberts 3.28	Dickson 4	Roberts *305.0	Roberts 160
1956	Simmons 3.36	Haddix 2	Roberts 297.1	Roberts 157
1957	Sanford 3.08	Sanford 3	Roberts 249.2	Sanford *188
1958	Roberts 3.23	two with 2	Roberts 269.2	Roberts 130
1959	Conley 3.00	Conley 3	Roberts 257.1	Roberts 137
1960	Conley 3.68	two with 2	Roberts 237.1	Roberts 122
1961	Mahaffey 4.10	Mahaffey 3	Mahaffey 219.1	Mahaffey 158
1962	Bennett 3.81	two with 2	Mahaffey 274.0	Mahaffey 177
1963	Short 2.29	Culp 5	McLish 209.2	Culp 176
1964	Short 2.20	Bunning 5	Bunning 284.1	Bunning 219
1965	Bunning 2.60	Bunning 7	Short 297.1	Bunning 268
1966	Bunning 2.41	Bunning/ Jackson #5	Bunning 314.0	Bunning 252
1967	Bunning 2.29	Bunning *6	Bunning *302.1	Bunning *253
1968	L Jackson 2.77	Fryman 5	Short 269.2	Short 202
1969	Wise 3.23	G Jackson 4	G Jackson 253.0	G Jackson 180
1970	Bunning 4.11	Fryman 3	Wise 220.0	Selma 153
1971	Wise 2.88	Wise 4	Wise 272.0	Wise 155
1972	Carlton *1.97	Carlton 8	Carlton *346.1	Carlton *310
1973	Twitchell 2.50	Twitchell 5	Carlton #293.1	Carlton 223
1974	Lonborg 3.21	Lonborg 3	Carlton 291.0	Carlton *240
1975	Carlton 3.56	Carlton 3	Carlton 255.0	Carlton 192
1976	Lonborg 3.08	Carlton 2	Carlton 252.2	Carlton 195
1977	Carlton 2.64	Carlton 2	Carlton 283.0	Carlton 198
1978	Carlton 2.84	two with 3	Carlton 247.0	Carlton 161
1979	Carlton 3.62	Carlton 4	Carlton 251.0	Carlton 213
1980	Carlton 2.34	Carlton 3	Carlton *304.0	Carlton *286
1981	Carlton 2.42	Carlton 1	Carlton 190.0	Carlton 179
1982	Carlton 3.10	Carlton *6	Carlton *295.2	Carlton *286
1983	Denny 2.37	Carlton 3	Carlton *283.2	Carlton *275
1984	Koosman 3.25	two with 1	Carlton 229.0	Carlton 163
1985	Rawley 3.31	three with 2	Gross 205.2	Gross 151
1986	Gross 4.02	two with 2	Gross 241.2	Gross 154
1987	Carman 4.22	Carman 2	Rawley 229.2	Carman 125
1988	Gross 3.69	three with 1	Gross 231.2	Gross 162
1989	Howell 3.44	six with 1	Howell 204.0	Howell 164
1990	Mulholland 3.34	Combs 2	Combs 183.1	Combs 108
1991	Greene 3.38	Mulholland 3	Mulholland 232.0	Greene 154
1992	Schilling 2.35	Schilling 4	Mulholland 229.0	Schilling 147
1993	Mulholland 3.25	three with 2	Schilling 235.1	Schilling 186
1994	Jackson 3.26	Jackson 1	Jackson 179.1	Jackson 129
1995	Schilling 3.57	Green 2	Quantrill 179.1	Schilling 114

\*League Leader #Tied for League Lead

# YEARLY TEAM PITCHING

YEAR	W-L	ERA	CG	SHO	SV	IP	H	R	ER	HR	HB	BB	SO	WP	BK
1900	75-63	4.12	116	7	3	1249	-	792	572	29	-	402	284	-	-
1901	83-57	2.87	125	16	0	1247	1221	543	398	19	-	259	480	-	-
1902	56-81	3.50	118	8	2	1211	1323	649	471	12	-	334	504	-	-
1903	49-86	3.97	126	5	2	1212	1347	743	535	21	-	425	381	-	-
1904	52-100	3.39	131	10	2	1339	1418	782	505	22	-	425	469	-	-
1905	83-69	2.81	119	12	5	1399	1303	603	437	21	-	411	516	-	-
1906	71-82	2.58	108	21	5	1354	1201	568	388	18	-	436	500	-	-
1907	83-64	2.43	110	21	3	1299	1095	481	351	13	-	422	499	-	-
1908	83-71	2.10	116	22	6	1393	1167	#446	325	8	-	379	476	-	-
1909	74-79	2.44	88	17	6	1391	1190	518	377	23	-	470	610	-	-
1910	78-75	3.05	84	16	7	1411	1297	682	478	36	-	547	610	-	-
1911	7973	3.30	90	20	9	1373	1285	673	504	43	-	598	697	-	-
1912	73-79	3.25	82	10	8	1355	1381	689	489	43	-	515	616	-	-
1913	88-83	3.15	77	*20	11	1455	1407	636	510	40	-	512	*667	-	-
1914	74-80	3.06	84	14	6	1379	1403	673	489	27	-	452	650	-	-
1915	90-62	*2.17	*98	*20	8	1374	1161	#463	331	26	-	342	652	-	-
1916	01-62	2.36	*97	*26	9	1382	1238	489	363	28	-	#295	501	-	-
1917	87-65	2.46	103	*22	4	1389	1258	501	380	25	-	#327	617	-	-
1918	55-68	3.15	78	10	6	1140	1086	507	399	22	-	369	312	-	-
1919	47-90	4.17	93	6	2	1243	1391	699	576	40	-	408	397	-	-
1920	62-91	3.63	77	8	11	1381	1480	714	557	35	-	444	419	-	-
1921	51-103	4.48	82	5	8	1349	1665	919	672	79	-	371	333	-	-
1922	57-96	4.64	73	6	5	1372	1692	920	707	89	-	460	394	-	-
1923	50-104	5.30	68	3	8	1385	1801	1008	816	100	-	549	385	-	-
1924	55-96	4.87	59	7	10	1355	1689	849	733	84	-	469	349	-	-
1925	68-85	5.02	69	8	9	1351	1753	930	754	117	22	444	371	33	2
1926	58-93	5.19	68	5	5	1294	1699	900	446	68	21	454	331	31	2
1927	51-103	5.35	81	5	6	1357	1710	903	807	84	35	462	377	23	1
1928	43-109	5.52	42	4	11	1353	1654	957	830	109	41	671	403	22	2
1929	71-82	6.13	45	5	*24	1348	1743	1032	918	123	39	616	369	22	4
1930	52-102	6.71	54	3	7	1373	1993	1199	1025	42	33	543	384	23	2
1931	66-88	4.58	60	4	16	1360	1603	828	692	75	36	511	499	26	6
1932	78-76	4.47	59	4	*17	1384	1589	796	688	107	30	480	459	19	3
1933	60-92	4.34	52	10	13	1338	1563	760	645	87	41	410	341	30	4
1934	56-93	4.76	52	8	15	1297	1501	794	685	126	29	437	416	16	4
1935	64-89	4.76	53	8	15	1375	1652	871	727	106	48	505	475	21	2
1936	54-100	4.64	51	7	14	1365	1630	874	705	87	36	515	454	27	1
1937	61-92	5.06	59	6	15	1371	1629	869	771	116	32	501	529	17	1
1938	45-105	4.93	68	3	6	1329	1516	840	728	76	26	582	492	24	4
1939	45-106	5.17	67	3	12	1327	1502	856	762	106	42	579	447	40	1
1940	50-103	4.40	66	5	8	1357	1429	750	664	92	25	475	485	35	5
1941	43-111	4.50	35	4	9	1372	1499	793	686	79	25	606	552	34	1
1942	42-109	4.12	51	2	6	1341	1328	706	614	61	26	605	472	27	6
1943	64-90	3.79	66	11	14	1393	1430	676	586	59	20	451	431	28	4
1944	61-92	3.64	66	11	6	1395	1407	658	564	49	20	459	496	28	4
1945	46-108	4.64	31	4	*26	1353	1544	865	697	61	29	608	432	38	5
1946	69-85	3.99	55	11	23	1369	1442	704	607	73	34	542	490	32	0
1947	62-92	3.96	70	8	14	1362	1399	687	599	98	25	513	514	25	4
1948	66-88	4.08	61	6	15	1362	1385	729	617	95	20	556	550	26	3
1949	81-73	3.89	58	12	15	1392	1389	668	602	104	22	#502	495	17	6
1950	91-63	*3.50	57	13	*27	1406	1324	#624	546	122	13	#530	620	28	14
1951	73-81	3.81	57	*19	15	1385	1373	644	586	110	22	497	570	32	3
1952	87-67	*3.07	*80	*16	16	1387	1306	#552	473	95	17	#373	609	14	1
1953	83-71	3.80	*78	13	15	1369	1410	666	578	138	28	#410	637	14	1
1954	75-79	3.59	*78	14	12	1365	1329	614	545	133	17	#450	570	20	1
1955	77-77	3.93	58	11	21	1357	1291	666	592	161	25	477	657	28	0
1956	77-77	3.93	58	11	21	1357	1291	666	592	161	25	477	657	28	0
1956	71-83	4.20	57	4	15	1377	1407	738	643	172	29	#437	750	20	2
1957	77-77	3.80	54	9	23	1401	1363	656	591	139	20	#412	858	28	3
1958	69-85	4.32	51	6	15	1397	1480	762	671	148	21	446	778	37	3
1959	64-90	4.27	54	8	15	1354	1357	725	643	150	28	474	769	39	4
1960	59-95	4.01	45	6	16	1375	1423	691	613	133	22	439	736	38	8
1961	47-107	4.61	29	9	13	1383	1452	796	708	155	34	521	775	54	0
1962	81-80	4.28	43	7	24	1427	1469	759	678	155	47	574	863	69	4
1963	87-75	3.09	45	12	31	1457	1262	578	500	113	38	553	1052	49	13
1964	92-70	3.37	37	17	*41	1460	1402	632	546	129	51	440	1009	51	1
1965	85-76	3.53	50	18	21	1489	1426	667	576	116	60	466	1071	41	1
1966	87-75	3.57	*52	15	23	1460	1439	640	579	137	61	412	928	43	4
1967	82-80	3.10	46	17	23	1453	1372	581	501	86	41	403	967	37	4
1968	76-86	3.36	42	12	27	1448	1416	615	541	91	41	421	935	30	3
1969	63-99	4.14	47	14	21	1434	1494	745	660	134	38	570	921	54	8

\*Led League #Fewest in League NOTE: Saves did not become an official statistic until 1969.

## YEARLY TEAM PITCHING

YEAR	W-L	ERA	CG	SHO	SV	IP	H	R	ER	HR	HB	BB	SO	WP	BK
1970	73-88	4.17	24	8	36	1461.0	1483	730	677	132	33	538	1047	52	7
1971	67-95	3.71	31	10	25	1407.2	1396	688	607	132	37	525	838	53	2
1972	59-97	3.66	43	13	15	1400.0	1318	635	570	117	29	536	927	51	8
1973	71-91	3.99	*49	11	22	1447.1	1435	717	642	131	32	632	919	61	2
1974	80-82	3.91	46	4	19	1447.1	1394	701	629	111	31	682	892	63	15
1975	86-76	3.82	33	11	30	1455.0	1353	694	618	111	25	546	897	50	20
1976	101-61	3.08	34	9	44	1459.0	1377	557	499	88	19	#397	918	38	7
1977	101-61	3.71	31	4	*47	1455.2	1451	668	600	134	24	#482	856	44	17
1978	90-72	3.33	38	9	29	1436.1	1343	586	532	118	25	393	813	29	22
1979	84-78	4.16	33	14	29	1441.1	1455	718	666	135	29	477	787	36	18
1980	91-71	3.43	25	8	40	1480.0	1419	639	564	87	20	530	889	51	23
1981	59-48	4.05	19	5	23	960.1	967	472	432	72	14	347	580	32	16
1982	89-73	3.61	*38	13	33	1456.1	1395	654	584	86	28	472	*1002	49	17
1983	90-72	3.34	20	10	41	1461.2	1429	542	542	111	23	#464	*1092	44	18
1984	81-81	3.62	11	6	35	1458.1	1416	690	586	101	17	448	904	41	27
1985	75-87	3.68	24	9	30	1447.0	1424	673	592	115	26	596	899	24	9
1986	86-75	3.85	22	11	39	1451.2	1437	713	621	130	22	553	874	45	17
1987	80-82	4.18	13	7	48	1448.1	1453	749	673	167	35	587	877	35	23
1988	65-96	4.14	16	6	36	1433.0	1447	734	659	118	36	628	859	52	19
1989	67-95	4.04	10	10	33	1433.0	1408	735	644	127	31	*613	899	*91	18
1990	77-85	4.07	18	7	35	1449.0	1381	729	655	124	29	*651	840	*69	15
1991	78-84	3.86	16	11	35	*1436.0	1346	680	628	111	43	*670	988	*81	#6
1992	70-92	4.11	*27	7	34	1428.0	1387	717	652	113	27	549	851	43	9
1993	97-65	3.95	*24	11	46	*1472.2	1419	740	647	129	37	573	*117	73	#7
1994	54-61	3.85	7	6	30	1024.1	1028	497	438	98	28	377	699	45	6
1995	69-75	4.21	8	8	41	1290.1	1241	658	603	134	55	538	980	57	10

\*Led League #Fewest in League NOTE: Saves did not become an official statistic until 1969.

# Phillies

TM

PITCH/DEFENSE

# SEASON LEADERS

## 20 WINS

1884	Ferguson	21-25
1885	Ferguson	26-20
	Daily	26-23
1886	Ferguson	30 - 9
	Casey (LH)	24-18
1887	Casey (LH)	28-13
	Ferguson	22-10
	Buffinton	21-17
1888	Buffinton	28-17
1889	Buffinton	28-16
1890	Gleason	38-17
	Vickery	24-22
1891	Gleason	24-22
	Esper (LH)	20-15
1892	Weyhing	32-21
1893	Weyhing	23-16
	Carsey	20-15
1894	Taylor	23-13
1895	Taylor	26-14
	Carsey	24-15
1896	Taylor	20-21
1898	Piatt (LH)	24-14
1899	Piatt (LH)	23-15
	Donahue	22 - 8
	Fraser	21-12
1901	Orth	20-12
	Donahue	21-13
1905	Pittlinger	23-14
1907	Sparks	22 - 8
1908	McQuillan	23-17
1910	Moore	22-15
1911	Alexander	28-13*
1913	Seaton	27-12*
	Alexander	22- 8
1914	Alexander	27-15*
	Mayer	21-19
1915	Alexander	31-10*
	Mayer	21-15
1916	Alexander	33-12*
	Rixey (LH)	22-10
1917	Alexander	30-13*
1950	Roberts	20-11
1951	Roberts	21-15
1952	Roberts	28 - 7*
1953	Roberts	23-16*
1954	Roberts	23-15*
1955	Roberts	23-14*
1966	Short (LH)	20-10
1972	Carlton (LH)	27-10*
1976	Carlton (LH)	20- 7
1977	Carlton (LH)	23-10*
1980	Carlton (LH)	24- 9*
1982	Carlton (LH)	23-11*

## .700 WINNING PCT

1886	Ferguson (30-9)	.769
1899	Donahue (21-8)	.724
1907	Sparks (21-8)	.724
1913	Alexander (22-8)	.733
1915	Alexander (31-10)	.756*
1916	Alexander (33-12)	.733
1952	Roberts (28-7)	.800
1957	Sanford (19-8)	.704
1964	Bunning (19-8)	.704
1972	Carlton(LH) (27-10)	.730
1976	Carlton(LH) (20-7)	.741*
1977	Christenson (19-6)	.760
1980	Carlton(LH) (24-9)	.727
1983	Denny (19-6)	.760*
1991	Williams(LH) (12-5)	.706
1993	Greene (16-4)	.800
1994	Jackson(LH) (14-6)	.700

## 20 SAVES

1950	Konstanty	22*
1964	Baldschun	21
1970	Selma	22
1980	McGraw (LH)	20
1983	Holland (LH)	25
1984	Holland (LH)	29
1986	Bedrosian	29

1987	Bedrosian	40*
1988	Bedrosian	28
1989	McDowell	23
1990	McDowell	22
1991	Williams (LH)	30
1992	Williams (LH)	29
1993	Williams (LH)	43
1994	Jones	27
1995	Stocumb	32

## 200 STRIKEOUTS

1886	Ferguson	212
1890	Gleason	222
1892	Weyhing	202
1911	Alexander	227
1914	Alexander	214*
1915	Alexander	241*
1917	Alexander	201*
1964	Bunning	219
1965	Bunning	268
	Short (LH)	237
1966	Bunning	252
1967	Bunning	253*
1968	Short (LH)	202
1972	Carlton (LH)	310*
1973	Carlton (LH)	223
1974	Carlton (LH)	240*
1979	Carlton (LH)	213
1980	Carlton (LH)	286*
1982	Carlton (LH)	286*
1983	Carlton (LH)	275*

## 65 GAMES PITCHED

1883	Coleman	65
1945	Karl	67*
1950	Konstanty	74*
1961	Baldschun	65*
1962	Baldschun	67
1963	Baldschun	65
1964	Baldschun	71
1965	Baldschun	65
1966	Knowles (LH)	69
1970	Selma	73
1975	Garber	71*
1978	Reed	68
1979	McGraw (LH)	85
1983	Holland (LH)	68
1984	Holland (LH)	68
1985	Carman (LH)	71
1986	Tekulve	73
	Bedrosian	68
1987	Tekulve	90*
	Bedrosian	65
1988	Tekulve	70
	Harris	66
1989	Parrett	72
1990	McDowell	72
	Akerfelds	71
1991	Williams (LH)	69
	Boever	68
1992	Williams (LH)	66
1993	West (LH)	76
	Williams (LH)	65

## 2.40 ERA

1884	Vinton	2.23
1885	Daily	2.21
	Ferguson	2.22
1886	Ferguson	1.98*
1888	Sanders	1.90
	Buffinton	1.91
1892	Keefe	2.36
1901	Orth	2.27
1904	Corridon	2.19
1905	Sparks	2.18
	Nichols	2.27
1906	Sparks	2.16
	Duggleby	2.25
	Lush (LH)	2.37
1907	Sparks	2.00
1908	McQuillan	1.53
	Richie	1.83
	Foxen (LH)	1.95

1909	Moore	2.10
	Corridon	2.11
	McQuillan	2.14
1910	McQuillan	1.60*
1913	Brennan (LH)	2.39
1914	Alexander	2.38
1915	Alexander	1.22*
	Mayer	2.36
	Rixey (LH)	2.39
1916	Alexander	1.55*
	Rixey (LH)	1.85
1917	Alexander	1.86*
	Rixey (LH)	2.27
1943	Barrett	2.39
1964	Short (LH)	2.20
1967	Bunning	2.29
	Short (LH)	2.39
1972	Carlton (LH)	1.98*
1980	Carlton (LH)	2.34
1983	Denny	2.37
1992	Schilling	2.35

## 300 INNINGS PITCHED

1883	Coleman	538
1884	Ferguson	417
1885	Daily	440
	Ferguson	405
1886	Ferguson	396
	Casey (LH)	369
1887	Casey (LH)	390
	Buffinton	332
1888	Buffinton	400
1889	Buffinton	380
	Sanders	350
1890	Gleason	506
	Vickery	382
1891	Gleason	418
1892	Weyhing	470
	Carsey	318
	Keefe	313
1893	Weyhing	345
	Carsey	318
1895	Carsey	342
	Taylor	335
1896	Taylor	359
1897	Taylor	317
1898	Piatt (LH)	306
1899	Piatt (LH)	305
1901	Donahue	304
1902	White (LH)	306
1904	Fraser	302
1905	Pittlinger	337
1906	Sparks	317
1908	McQuillan	360
1909	Moore	300
1911	Alexander	367*
	Moore	308
1912	Alexander	310*
1913	Seaton	322*
	Alexander	306
1914	Alexander	355*
	Mayer	321
1915	Alexander	376*
1916	Alexander	389*
1917	Alexander	388*
1923	Ring	313
1950	Roberts	304
1951	Roberts	315*
1952	Roberts	330*
1953	Roberts	347*
1954	Roberts	337*
1955	Roberts	305*
1966	Bunning	314
1967	Bunning	302*
1972	Carlton (LH)	346*
1980	Carlton (LH)	304*

(LH) Left-handed Pitcher  
\* League Leader

Note: See Yearly Pitching Leaders in this section for more information.

# LEAGUE LEADERS – DEFENSE

## By Percentage

1900	Nap Lajoie, 2b	.954	1956	Andy Seminick, c	.994
	Ed McFarland, c	.963	1956	Willie Jones, 3b	.973
1901	Bill Hallman, 2b	.971	1958	Willie Jones, 3b	.967
	Harry Wolverton, 3b	.921		Robin Roberts, p	1.000
1903	Harry Wolverton, 3b	.941	1962	Tony Gonzalez, of	1.000
1904	Harry Wolverton, 3b	.925	1963	Chris Short, p	1.000
1906	Roy Thomas, of	.986		Don Demeter, of	1.000
1909	Kitty Bransfield, 1b	.989		Tony Taylor, 2b	.986
1910	Mickey Doolan, ss	.948	1964	Tony Gonzalez, of	.996
1911	Sherry Magee, of	.981	1966	Bill White, 1b	.994
1913	Hans Lobert, 3b	.974	1967	Tony Gonzalez, of	.993
	Bill Killefer, c	.988		Bobby Wine, ss	.980
1914	Hans Lobert, 3b	.944	1968	Larry Jackson, p	1.000
1915	Bobby Byrne, 3b	.969		Johnny Callison, of	1.000
1916	Bill Killefer, c	.985		Cookie Rojas, 2b	.987
1917	Dode Paskert, of	.984	1971	Rick Wise, p	1.000
	Bill Killefer, c	.984		Larry Bowa, ss	.987
1922	Butch Henline, c	.983	1972	Don Money, 3b	.978
1924	Heinie Sand, ss	.959		Larry Bowa, ss	.987
	George Harper, of	.986	1973	Ken Brett, p	1.000
1927	Jimmy Cooney, ss	.978		Greg Luzinski, of	.993
	Dick Spalding, of	.992	1974	Larry Bowa, ss	.984
1929	Walt Lerian, c	.986	1976	Dave Cash, 2b	.988
1932	Don Hurst, 1b	.993	1978	Bob Boone, c	.991
	Pinky Whitney, 3b	.960		Bake McBride, of	.996
1935	Johnny Vergez, 3b	.953		Larry Bowa, ss	.986
1937	Dolph Camilli, 1b	.994	1979	Larry Bowa, ss	.991
	Pinky Whitney, 3b	.982	1980	Pete Rose, 1b	.997
1939	Pinky May, 3b	.956		Steve Carlton, p	1.000
1940	Ham Schulte, 2b	.980	1982	Manny Trillo, 2b	.994
1941	Pinky May, 3b	.972		Garry Maddox, of	.992
1942	Danny Litwhiler, of	1.000	1984	Ozzie Virgil, c	.994
1943	Pinky May, 3b	.963	1986	Mike Schmidt, 3b	.980
1946	Frank McCormick, 1b	.999	1990	Pat Combs, p	1.000
1947	Dutch Leonard, p	1.000	1993	Curt Schilling, p	1.000
1953	Willie Jones, 3b	.975	1994	Milt Thompson, of	1.000
	Smoky Burgess, c	.993		Danny Jackson, p	1.000
1954	Willie Jones, 3b	.968	1995	Jim Eisenreich	1.000
1955	Willie Jones, 3b	.960			

## ALL-TIME FIELDING TEAM

POS.	PLAYER	YEAR	G	TC	E	PCT.
1B	Frank McCormick	1946	134	1283	1	*.999
2B	Manny Trillo	1982	149	879	5	.994
SS	Larry Bowa	1979	146	683	6	.991
3B	Pinky Whitney	1937	130	374	7	.982
OF	Danny Litwhiler	1942	151	317	0	*1.000
OF	Tony Gonzalez	1962	114	275	0	1.000
OF	Don Demeter	1963	119	172	0	1.000
OF	Johnny Callison	1968	109	197	0	1.000
OF	Jim Eisenreich	1995	111	207	0	1.000
C	Spud Davis	1931	114	501	3	.994
C	Ozzie Virgil	1985	120	723	4	.994
P	Eppa Rixey	1917	39	108	0	1.000

\*League Record

## PHILLIES PLAYING ALL FOUR INFIELD POSITIONS

Richie Allen	Mariano Duncan	Pete Mackanin	Mike Schmidt
Ruben Amaro	Barney Friberg	Les Mallon	Pop Schriver
John Antonelli	Kid Gleason	Dots Miller	Glen Stewart
Shad Barry	Bill Grey	Bobby Morgan	Tony Taylor
Lena Blackburne	Bill Hallman	Emmett Mueller	John Vukovich
Ernie Courtney	Terry Harmon	Dode Paskert	Jimmy Walsh
Lave Cross	Charlie Hayes	Harry Pearce	Joe Ward
Ed Delahanty	Roy Hughes	Bobby Pfeil	Russ Wrightstone
Cozy Dolan	Hal Irelan	Charlie Reilly	
She Donahue	Wally Kirmick	Cookie Rojas	

# TRIPLE PLAYS

## TURNED BY PHILLIES

Date	Opponent	Fielders	Batter
9/08/80	vs BKN	Allen (ss) to Myers (2b) to McCauley (1b)	Smith
4/23/91	vs BKN	Shindle (3b) to Allen (ss)	O'Brien
9/05/08	vs NY	Doolan (ss) to Knabe (2b) to Dooin (c) to Grant (3b) to Doolan to Dooin to Grant	Devlin
9/04/09	vs BKN	Doolan (ss) to Ward (2b) to Bransfield (1b) to Dooin (c)	Bell
8/12/16	vs NY	Bancroft (ss) to Byrne (3b) to Bancroft (ss)	Robertson
5/26/18	at CIN	Bancroft (ss) to Luderus (1b)	Magee
7/06/23	vs PIT	Mokan (lf) to Henline (c) to Sand (ss)	Carey
7/04/24	at NY	Ford (3b) to Sand (ss) to Holke (1b)	Groh
5/01/25	vs BOS	Schultz (rf) to Henline (c) to Fonseca (2b)	O'Neil
6/29/25	vs BKN	Carlson (p) to Sand (ss) to Hawks (1b)	DeBerry
6/03/29	at PIT	Thompson (2b) to Hurst (1b) to Friberg (ss)	Grimes
9/16/30	vs PIT	Thompson (2b) to Sherlock (1b)	Traynor
7/01/31	vs CHI	Mallon (2b) to Friberg (1b) to Bartell (ss)	Taylor
4/26/35	at NY	Wilson (c) to Bivin (p) to Ryan (ss) to Camilli (1b)	Mancusco
7/23/48	at CIN	Caballero (3b) to Hamner (2b) to Sisler (1b)	Stallcup
6/23/49	at PIT	Miller (2b) to Hamner (ss) to Sisler (1b)	Stevens
6/22/50	vs PIT	Miller (p) to Hamner (ss) to Waitkus (1b) to Seminick (c)	Bell
9/25/55	at NY	Kazanski (ss) to Morgan (2b) to Blaylock (1b)	Hoffman
6/28/58	vs STL	Hemus (2b) to Anderson (1b)	K. Boyer
5/17/64	at HOU	Herrnstein (1b) to Wine (ss) to Herrnstein to Triandos (c)	Grote
8/15/64	at NY	Boozar (p) to Amaro (ss) to Thomas (1b)	Klaus
10/2/64	at CIN	Johnson (lf) to Wine (ss) to Taylor (2b) to Power (1b)	D. Johnson
8/15/67	vs NY	Allen (3b) to Rojas (2b) to White (1b)	Linz
5/04/68	vs PIT	Wine (ss) to Rojas (2b) to White (1b)	Mota
4/28/91	vs SD	Ready (2b) to Jordan (1b)	T. Gwynn
9/20/92	at PIT	Morandini (2b) unassisted	King

## TURNED VS PHILLIES

Date	Opponent	Fielders	Batter
9/08/85	vs NY	Connor (1b) to Gerhardt (2b)	Ferguson
8/04/87	at CHI	Pfeffer (2b) to Williamson (ss) to Burns (3b)	McGuire
9/11/94	at PIT	Steere (ss) to Beckley (1b) to Sugden (c), to Bierbauer (2b)	Delahanty
6/26/02	vs NY	Bean (ss) to Smith (2b) to O'Hagan (1b) to Yeager (c)	Jacklitsch
7/27/07	at PIT	Nealon (1b) to Wagner (ss) to Nealon (1b)	Courtney
9/23/07	at CHI	Howard (1b) to Tinker (ss)	Dooin
9/03/08	vs BKN	Pastorius (p) to Alperman (2b) to Jordan (1b)	Dooin
10/9/11	vs BOS	Ingerton (ss) to Sweeney (2b) to Houzer (1b)	Knabe
4/24/14	at NY	Doyle (2b) to Merkle (1b) to Fletcher (ss) to McLean (c)	Luderus
7/17/19	vs STL	Lavan (ss) to Hornsby (3b)	Sicking
7/07/20	at PIT	Cooper (p) to Caton (ss) to Grimm (1b)	Wheat
8/21/20	at PIT	Cooper (p) to McKechnie (3b) to Whitted (1b)	LeBourveau
7/27/21	at STL	Hornsby (ss) to Toporcer (2b) to Fournier (1b)	Rapp
9/03/22	at NY	Youngs (rf) to Bancroft (ss) to Groh (3b) to Kelly (1b)	Smith
10/6/23	at BOS	Padgett (ss) unassisted	Holke
7/30/24	vs STL	Bottomley (1b) to Cooney (ss) to Hornsby (2b)	Mokan
9/06/24	vs NY	Frisch (2b) to Terry (1b)	Schultz
5/18/29	vs BKN	Hendrick (1b) to Bancroft (ss)	O'Doul
5/25/29	at BKN	Bancroft (ss) to Hendrick (1b) to Moore (2b)	Peel
5/29/34	at BOS	Frankhouse (p) to Jordan (1b) to Urbanski (ss)	Jeffries
8/04/34	vs NY	Critz (2b) to Terry (1b) to Jackson (ss)	Allen
9/16/36	vs STL	Haines (p) to Mize (1b) to Durocher (ss)	Grace
7/12/37	vs NY	Ott (rf) to Mancusco (c) to Bartell (ss) to Chiozza (3b)	Arnovich
9/06/42	vs BOS	Earley (p) to Miller (ss) to West (1b)	Murtaugh
8/23/47	vs STL	Rice (c) to Marion (ss) to Musial (1b)	Gilbert
5/21/50	vs STL	Garagiola (c) to Glaviano (3b) to Marion (ss) to Musial (1b)	Waitkus
8/30/53	vs CIN	Bridges (2b) to McMillian (ss) to Kluzewski (1b)	Hamner
7/06/60	at MILW	Cottler (2b) to Adcock (1b) to Crandall (c) to Mathews (3b)	Smith
7/15/78	at ATL	Horner (3b) to Hubbard (2b) to Murphy (1b)	Cardenal
4/11/81	at STL	Templeton (ss) to Porter (c) to Hernandez (1b) to Herr (2b) to Oberkfell (3b)	Matthews

## REGULAR STARTERS AT 3 DIFFERENT POSITIONS

Richie Allen	3B (1964-67)	LF (1968)	1B (1969; 75-76)
Ed Andrews	2B (1894)	LF (1885)	CF (1886-88)
Ed Delahanty	CF (1891-92)	LF (1893-99; 1901)	1B (1900)
Bill Hallman	SS (1899)	2B (1892-96; 1901)	3B (1902)
Von Hayes	RF (1983-84, 89-90)	CF (1985)	1B (1986-88)



**MICKEY MORANDINI MADE  
HIS FIRST ALL-STAR  
APPEARANCE IN 1995**

### **1995 REVIEW**

<i>Club Stats</i> .....	129
<i>Day-by-Day</i> .....	134-137
<i>Detailed Hitting</i> .....	131
<i>Detailed Stats, Team</i> .....	131
<i>Fielding Stats</i> .....	132
<i>Final Standings</i> .....	130
<i>Final Stats</i> .....	128-129
<i>Highs &amp; Lows</i> .....	133
<i>Pinch Hitting Stats</i> .....	130
<i>Roster Moves</i> .....	139
<i>Spring Training Stats</i> .....	140
<i>Team Notes</i> .....	138
<i>Wild Card Standings</i> .....	130

# 1995 PHILLIES FINAL STATS

PLAYER	AVG.	G	AB	R	H	2B	3B	HR	RBI	SH	SF	HP	BB	IBB	SO	SB	CS	E
Abbott, K	.500	18	2	1	1	0	0	0	0	0	0	0	0	0	1	0	0	1
Bennett, G	.000	1	1	0	0	0	0	0	0	0	0	0	0	0	1	0	0	0
Borland, T	.200	50	5	1	1	0	0	0	1	0	1	0	0	0	1	0	0	2
Bottalico, R	.000	62	5	0	0	0	0	0	0	1	0	0	0	0	4	0	0	0
Carter, A	1.000	4	1	0	1	0	0	0	0	0	0	0	0	0	0	0	0	0
Charlton, N	1.000	25	1	0	1	1	0	0	1	0	0	0	0	0	0	0	0	0
RIGHT	.000		0		0	0	0	0	0	0	0	0	0	0				
LEFT	1.000		1		1	1	0	0	1	0	0	0	0	0				
Daulton, D	.249	98	342	44	85	19	3	9	55	0	2	5	55	2	52	3	0	4
Deshaies, J	.000	2	1	0	0	0	0	0	0	0	0	0	0	0	1	0	0	0
Duncan, M	.287	81	265	36	76	14	2	6	36	1	5	1	5	0	62	1	3	11
PHI	.286	52	196	20	56	12	1	3	23	1	3	1	0	0	43	1	2	10
Dykstra, L	.264	62	254	37	67	15	1	2	18	0	2	3	33	2	28	10	5	2
Eisenreich, J	.316	129	377	46	119	22	2	10	55	2	5	1	38	4	44	10	0	0
Elster, K	.208	26	53	10	11	4	1	1	9	2	2	1	7	1	14	0	0	1
Fernandez, S	.043	11	23	1	1	0	0	0	1	1	0	0	1	0	15	0	0	1
Flora, K	.213	24	75	12	16	3	0	2	7	2	0	0	4	0	22	1	0	0
Frey, S	.000	18	1	0	0	0	0	0	0	0	0	0	0	0	1	0	0	1
PHI	.000	9	1	0	0	0	0	0	0	0	0	0	0	0	1	0	0	0
Gallagher, D	.318	62	157	12	50	12	0	1	12	2	1	0	16	0	20	0	0	0
Grace, M	.000	2	2	0	0	0	0	0	0	2	0	0	0	0	2	0	0	0
Green, T	.182	27	44	2	8	5	0	1	5	8	0	0	0	0	16	0	1	1
Greene, T	.000	11	8	0	0	0	0	0	1	0	0	0	2	0	3	0	0	0
Hays, C	.276	141	529	58	146	30	3	11	85	0	6	4	50	2	88	5	1	14
Hollins, D	.229	65	205	46	47	12	2	7	25	0	4	5	53	4	38	1	1	7
RIGHT	.275		69		19	4	1	3	5	0	1	4	13	4	9			
LEFT	.206		136		28	8	1	4	20	0	3	1	40	0	29			
Jefferies, G	.306	114	480	69	147	31	2	11	56	0	6	0	35	5	26	9	5	3
RIGHT	.351		151		53	12	0	4	15	0	2	0	11	1	5			
LEFT	.286		329		94	19	2	7	41	0	4	0	24	4	21			
Jordan, K	.185	24	54	6	10	1	0	2	6	0	0	1	2	1	9	0	0	1
Juden, J	.056	13	18	1	1	0	0	1	4	3	0	0	0	0	12	0	0	0
Lieberthal, M	.255	16	47	1	12	2	0	0	4	2	0	0	5	0	5	0	0	1
Longmire, T	.356	59	104	21	37	7	0	3	19	0	1	1	11	1	19	1	1	0
Marsh, T	.294	43	109	13	32	3	1	3	15	0	1	0	4	0	25	0	1	3
Mimbs, M	.143	35	35	2	5	1	0	0	2	8	0	0	0	0	12	0	0	1
Morandini, M	.283	127	494	65	140	34	7	6	49	4	1	9	42	3	80	9	6	7
Munoz, B	.000	3	5	0	0	0	0	0	0	0	0	0	0	0	2	0	0	1
Olivares, O	.222	17	9	1	2	1	0	1	2	1	0	0	1	0	4	0	0	0
PHI	.500	5	2	1	1	0	0	1	2	0	0	0	0	0	1	0	0	0
Quantrill, P	.105	33	57	5	6	0	0	0	0	7	0	0	3	0	24	0	0	1
Ready, R	.138	23	29	3	4	0	0	0	1	0	0	0	3	0	6	0	1	1
Schall, G	.231	24	65	2	15	2	0	0	5	0	0	1	6	1	16	0	0	2
Schilling, C	.175	17	40	3	7	2	0	0	3	5	0	0	0	0	15	0	0	1
Sefcik, K	.000	5	4	1	0	0	0	0	0	0	0	0	0	0	2	0	0	0
Slocumb, H	.000	61	1	0	0	0	0	0	0	0	0	0	0	0	0	0	0	1
Springer, D	.125	4	8	0	1	0	0	0	0	0	0	0	0	0	3	0	0	1
Springer, R	.000	14	1	0	0	0	0	0	0	1	0	0	0	0	1	0	0	0
Stocker, K	.218	125	412	42	90	14	3	1	32	10	3	9	43	9	75	6	1	17
RIGHT	.217		115		25	4	0	0	9	0	0	1	7	1	23			
LEFT	.219		297		65	10	3	1	23	10	3	8	36	8	52			
Van Slyke, A	.243	63	214	26	52	10	2	3	16	0	2	2	28	1	41	7	0	2
Varsho, G	.252	72	103	7	26	1	1	0	11	0	1	2	7	1	17	2	0	2
Webster, L	.267	49	150	18	40	9	0	4	14	1	0	0	16	0	27	0	0	3
West, D	.125	8	8	1	1	0	0	1	3	6	0	0	1	0	4	0	0	1
Whiten, M	.269	60	212	38	57	10	1	11	37	0	0	1	31	1	63	7	0	4
RIGHT	.205		78		16	0	1	6	11	0	0	0	10	0	24			
LEFT	.306		134		41	10	0	5	26	0	0	1	21	1	39			
Williams, M	.125	33	16	0	2	1	0	0	1	7	0	0	1	0	5	0	0	1
<b>PHILLIES</b>	.262	144	4950	615	1296	263	30	94	576	77	41	46	497	38	884	72	25	97
<b>OPPONENTS</b>	.254	144	4878	658	1241	226	25	134	620	60	44	55	538	36	980	137	38	112

## 1995 PHILLIES FINAL STATS

PITCHER	R/L	W	L	ERA	G	GS	CG	SHO	SV	IP	H	R	ER	HR	HB	BB	IBB	SO	WP	BK
Abbott, K	L	2	0	3.81	18	0	0	0	0	28.1	28	12	12	3	0	16	0	21	2	1
Borland, T	R	1	3	3.77	50	0	0	0	6	74.0	81	37	31	3	5	37	7	59	12	0
Bottalico, F	R	5	3	2.46	62	0	0	0	1	87.2	50	25	24	7	4	42	3	87	1	0
Carter, A	L	0	0	6.14	4	0	0	0	0	7.1	4	5	5	3	1	2	1	6	0	0
Charlton, N	L	2	5	7.36	25	0	0	0	0	22.0	23	19	18	2	3	15	3	12	1	0
Deshaies, J	L	0	1	20.25	2	2	0	0	0	5.1	15	12	12	3	0	1	0	6	0	0
Fernandez, S	L	6	1	3.34	11	11	0	0	0	64.2	48	25	24	11	1	21	0	79	0	1
Fletcher, P	R	1	0	5.40	10	0	0	0	0	13.1	15	8	8	2	1	9	2	10	2	0
Frey, S	L	0	1	2.12	18	0	0	0	1	17.0	10	7	4	2	0	4	1	7	0	0
PHI	L	0	0	0.84	9	0	0	0	1	10.2	3	1	1	1	0	2	1	2	0	0
Grace, M	R	1	1	3.18	2	2	0	0	0	11.1	10	4	4	0	0	4	0	7	0	0
Green, T	R	8	9	5.31	26	25	4	2	0	140.2	157	86	83	15	4	66	3	85	9	2
Greene, T	R	0	5	8.29	11	6	0	0	0	33.2	45	32	31	6	3	20	0	24	3	1
Harris, G	R	2	2	4.26	21	0	0	0	0	19.0	19	9	9	2	0	8	0	9	0	0
Juden, J	R	2	4	4.02	13	10	1	0	0	62.2	53	31	28	6	5	31	0	47	4	1
Karp, R	L	0	0	4.50	1	0	0	0	0	2.0	1	1	1	0	0	3	0	2	1	0
Mimbs, M	L	9	7	4.15	35	19	2	1	1	136.2	127	70	63	10	6	75	2	93	9	0
Munoz, B	R	0	2	5.74	3	3	0	0	0	15.2	15	13	10	2	3	9	0	6	0	0
Olivares, O	R	1	4	6.91	16	6	0	0	0	41.2	55	34	32	5	3	23	0	22	4	0
PHI	R	0	1	5.40	5	0	0	0	0	10.0	11	6	6	1	1	2	0	7	0	0
Quantrill, P	R	11	12	4.67	33	29	0	0	0	179.1	212	102	93	20	6	44	3	103	0	3
Ricci, C	R	1	0	1.80	7	0	0	0	0	10.0	9	2	2	0	1	3	0	9	0	0
Schilling, C	R	7	5	3.57	17	17	1	0	0	116.0	96	52	46	12	3	26	2	114	0	1
Stocumb, H	R	5	6	2.89	61	0	0	0	32	65.1	64	26	21	2	1	35	3	63	3	0
Springer, D	R	0	3	4.84	4	4	0	0	0	22.1	21	15	12	3	1	9	1	15	1	0
Springer, R	R	0	0	3.71	14	0	0	0	0	26.2	22	11	11	5	2	10	3	32	1	0
West, D	L	3	2	3.79	8	8	0	0	0	38.0	34	17	16	5	1	19	0	25	1	0
Williams, M	R	3	3	3.29	33	8	0	0	0	87.2	78	37	32	10	3	29	2	57	7	0
<b>PHILLIES</b>		<b>69</b>	<b>75</b>	<b>4.21</b>	<b>144</b>	<b>144</b>	<b>8</b>	<b>8</b>	<b>41</b>	<b>1290.1</b>	<b>1241</b>	<b>658</b>	<b>603</b>	<b>134</b>	<b>55</b>	<b>538</b>	<b>36</b>	<b>980</b>	<b>57</b>	<b>10</b>
<b>OPPONENTS</b>		<b>75</b>	<b>69</b>	<b>3.77</b>	<b>144</b>	<b>144</b>	<b>8</b>	<b>9</b>	<b>37</b>	<b>1294.2</b>	<b>1296</b>	<b>615</b>	<b>542</b>	<b>94</b>	<b>46</b>	<b>497</b>	<b>38</b>	<b>884</b>	<b>45</b>	<b>5</b>

## 1995 PHILLIES CLUB STATS

	HOME				ROAD				TOTALS				HOME				ROAD				TOTALS			
	W	L	W	L	W	L	W	L	W	L	W	L	W	L	W	L	W	L	W	L	W	L	W	L
vs Atlanta	1	5	5	2	6	7	SHOUTOUTS								3	3	5	6	8	9				
vs Florida	4	3	3	3	7	6	SHO-INDIVIDUAL								2	0	1	2	3	2				
vs Montreal	3	4	2	4	5	8	EXTRA INNINGS								7	5	2	3	9	8				
vs New York	2	4	4	3	6	7	ONE-RUN DECISIONS								9	12	11	11	20	23				
<b>TOTALS VS EAST</b>	<b>10</b>	<b>16</b>	<b>14</b>	<b>12</b>	<b>24</b>	<b>28</b>	<b>TWO-RUN DECISIONS</b>								<b>14</b>	<b>8</b>	<b>7</b>	<b>7</b>	<b>21</b>	<b>15</b>				
vs Chicago	1	3	0	3	1	6	VS LH STARTERS								10	14	10	13	20	27				
vs Cincinnati	1	5	2	4	3	9	VS RH STARTERS								25	23	24	25	49	48				
vs Houston	2	4	5	1	7	5	GRASS FIELDS								0	0	20	25	20	25				
vs Pittsburgh	4	1	2	2	6	3	ARTIFICIAL FIELDS								35	37	14	13	49	50				
vs St. Louis	2	2	3	2	5	4	DAY GAMES								6	9	10	16	16	25				
<b>TOTALS VS CENTRAL</b>	<b>10</b>	<b>15</b>	<b>12</b>	<b>12</b>	<b>22</b>	<b>27</b>	NIGHT GAMES								<b>29</b>	<b>28</b>	<b>24</b>	<b>22</b>	<b>53</b>	<b>50</b>				
vs Colorado	1	1	1	3	2	4									<b>PHI</b>				<b>OPP</b>					
vs Los Angeles	5	2	4	2	9	4									DOUBLE PLAYS				139				135	
vs San Diego	4	2	2	4	6	6	TRIPLE PLAYS								0				0					
vs San Francisco	5	1	1	5	6	6	LEFT ON BASE								1114				1046					
<b>TOTALS VS WEST</b>	<b>15</b>	<b>6</b>	<b>8</b>	<b>14</b>	<b>23</b>	<b>20</b>	GRAND SLAM HR								2				4					
<b>OVERALL TOTALS</b>	<b>35</b>	<b>37</b>	<b>34</b>	<b>38</b>	<b>69</b>	<b>75</b>	HOME RUNS - HOME								51				78					
							HOME RUNS - ROAD								43				56					
<b>DOUBLEHEADERS (HOME)</b>	<b>WON</b>				<b>LOST</b>				<b>SPLIT</b>				<b>WON</b>				<b>LOST</b>							
	1				0				0				46				54							
<b>DOUBLEHEADERS (ROAD)</b>	<b>WON</b>				<b>LOST</b>				<b>SPLIT</b>				<b>STARTERS</b>				<b>RELIEVERS</b>							
	0				1				0				23				21							
<b>ATTENDANCE</b>													<b>STREAKS</b>				7				8			
<b>HOME</b>	2,043,588 (71 DATES)				28,783 AVG.																			
<b>ROAD</b>	1,660,640 (71 DATES)				23,389 AVG.																			

## 1995 FINAL STANDINGS

A.L. EAST	WON	LOST	PCT.	GB
*BOSTON	86	58	.587	-
#NEW YORK	79	65	.549	7.0
BALTIMORE	71	73	.493	15.0
DETROIT	60	84	.417	26.0
TORONTO	56	88	.389	30.0

\*CLINCHED DIVISION TITLE # CLINCHED PLAYOFF BERTH

A.L. CENTRAL	WON	LOST	PCT.	GB
*CLEVELAND	100	44	.694	-
KANSAS CITY	70	74	.486	30.0
CHICAGO	68	76	.472	32.0
MILWAUKEE	65	79	.451	35.0
MINNESOTA	56	88	.389	44.0

\*CLINCHED DIVISION TITLE

A.L. WEST	WON	LOST	PCT.	GB
*SEATTLE	79	66	.545	-
CALIFORNIA	78	67	.538	1.0
TEXAS	74	70	.514	4.5
OAKLAND	67	77	.465	11.5

\*CLINCHED DIVISION TITLE

N.L. EAST	WON	LOST	PCT.	GB
*ATLANTA	90	54	.625	-
NEW YORK	69	75	.479	21.0
PHILADELPHIA	69	75	.479	21.0
FLORIDA	67	76	.469	22.5
MONTREAL	66	78	.458	24.0

\*CLINCHED DIVISION TITLE

N.L. CENTRAL	WON	LOST	PCT.	GB
*CINCINNATI	85	59	.590	-
HOUSTON	76	68	.528	9.0
CHICAGO	73	71	.507	12.0
ST. LOUIS	62	81	.434	22.5
PITTSBURGH	58	86	.403	27.0

\*CLINCHED DIVISION TITLE

N.L. WEST	WON	LOST	PCT.	GB
*LOS ANGELES	78	66	.542	-
#COLORADO	77	67	.535	1.0
SAN DIEGO	70	74	.486	8.0
SAN FRANCISCO	67	77	.465	11.0

\*CLINCHED DIVISION TITLE # CLINCHED PLAYOFF BERTH

## 1995 WILD CARD STANDINGS

### AMERICAN LEAGUE DIVISION LEADERS

Team	Wins	Losses	Pct.	GB
BOSTON	86	58	.597	-
CLEVELAND	100	44	.694	-
SEATTLE	79	66	.545	-

### AMERICAN LEAGUE WILD CARD RACE

Team	Wins	Losses	Pct.	GB
#NEW YORK	79	65	.549	-
CALIFORNIA	78	67	.538	1.5
TEXAS	74	70	.514	5.0
BALTIMORE	71	73	.493	8.0
KANSAS CITY	70	74	.486	9.0

# Clinched Wild Card

### NATIONAL LEAGUE DIVISION LEADERS

Team	Wins	Losses	Pct.	GB
ATLANTA	90	54	.625	-
CINCINNATI	85	59	.590	-
LOS ANGELES	78	66	.542	-

### NATIONAL LEAGUE WILD CARD RACE

Team	Wins	Losses	Pct.	GB
#COLORADO	77	67	.535	-
HOUSTON	76	68	.528	1.0
CHICAGO	73	71	.507	4.0
SAN DIEGO	70	74	.486	7.0
NEW YORK	69	75	.479	8.0
PHILADELPHIA	69	75	.479	8.0
FLORIDA	67	76	.469	9.5
SAN FRANCISCO	67	77	.465	10.0

# Clinched Wild Card

## 1995 PHILLIES & PINCH HITTING

PLAYER	AVG.	AB	H	2B	3B	HR	RBI	BB	HB	SLG	OBA
BENNETT	.000	1	0	0	0	0	0	0	0	.000	.000
DAULTON	.000	4	0	0	0	0	0	1	0	.000	.200
DUNCAN	.625	8	5	2	0	0	4	0	0	.875	.625
DYKSTRA	.000	1	0	0	0	0	0	0	0	.000	.000
EISENREICH	.200	20	4	0	0	1	7	5	0	.350	.360
ELSTER	.333	3	1	0	0	0	0	0	0	.333	.333
FLORA	.000	4	0	0	0	0	0	1	0	.000	.200
GALLAGHER	.600	10	6	4	0	0	2	0	0	1.000	.800
HOLLINS	.000	5	0	0	0	0	0	0	0	.000	.000
JEFFERIES	.000	1	0	0	0	0	0	0	0	.000	.000
JORDAN	.100	10	1	0	0	1	3	2	1	.400	.308
LIEBERTHAL	.000	2	0	0	0	0	0	0	0	.000	.000
LONGMIRE	.303	33	10	1	0	3	11	4	0	.606	.378
MARSH	.214	14	3	1	0	0	0	1	0	.286	.287
MORANDINI	.111	9	1	0	0	1	2	0	0	.444	.111
OLIVARES	1.000	1	1	0	0	1	2	0	0	4.000	1.000
READY	.125	16	2	0	0	0	0	2	0	.125	.222
SCHALL	.400	5	2	0	0	0	1	1	0	.400	.500
SEFCIK	.000	2	0	0	0	0	0	0	0	.000	.000
VAN SLYKE	.000	8	0	0	0	0	0	0	0	.000	.000
VARSHO	.261	46	12	1	1	0	5	4	1	.326	.333
WEBSTER	.000	6	0	0	0	0	0	0	0	.000	.000
WHITEN	.333	6	2	0	0	0	0	0	0	.333	.333
TOTALS	.233	215	50	9	1	7	37	21	2	.381	.307

# 1995 DETAILED STATISTICS

## TEAM HITTING STATISTICS

	AVG.	AB	H	HR	RBI		AVG.	AB	H	HR	RBI
HOME	.264	2451	646	51	316	ATL	.232	431	100	8	45
ROAD	.260	2499	650	43	260	CHI	.248	246	61	0	20
DAY	.264	1434	378	29	150	CIN	.203	400	81	3	32
NIGHT	.261	3516	918	65	426	COL	.269	216	58	3	27
GRASS	.256	1562	400	30	153	FLA	.230	431	99	8	52
TURF	.264	3388	896	64	423	HOU	.278	424	118	8	52
1ST HALF	.263	2445	643	41	288	LA	.255	440	112	7	55
2ND HALF	.261	2505	653	53	288	MTL	.280	461	129	9	46
						NY	.305	469	143	10	62
APRIL	.240	129	31	3	18	PIT	.274	303	83	6	39
MAY	.276	939	259	18	123	STL	.286	322	92	8	49
JUNE	.264	927	245	14	107	SD	.283	415	109	9	48
JULY	.260	1016	264	14	107	SF	.283	392	111	15	49
AUGUST	.267	1007	269	30	132	PIINCH HITTING	.233	215	50	7	37
SEPT-OCT	.245	932	228	15	89	SLUGGING PCT.	.384				
						ON BASE PCT.	.335				
						SCORING POS.	.253	1348	341	20	459

## TEAM PITCHING STATISTICS

	W-L	ERA	G	IP	ER		W-L	ERA	G	IP	ER
HOME	35-37	4.49	251	668.0	333	ATL	6-7	3.68	48	115.0	47
ROAD	34-38	3.90	234	622.1	270	CHI	1-6	4.59	24	64.2	33
DAY	16-25	4.85	153	363.2	196	CIN	3-9	3.95	42	109.1	48
NIGHT	53-50	3.95	332	926.2	407	COL	2-4	7.10	19	52.0	41
GRASS	20-25	3.78	141	390.2	164	FLA	7-6	4.01	49	119.0	53
TURF	49-50	4.39	344	899.0	439	HOU	7-5	4.45	48	109.1	54
1ST HALF	40-32	3.82	237	645.2	274	LA	9-4	2.88	31	118.2	38
2ND HALF	29-43	4.59	248	644.2	329	MTL	5-8	4.46	40	113.0	56
						NY	6-7	5.12	43	116.0	66
APRIL	2-2	3.09	16	35.0	12	PIT	6-3	3.56	27	81.0	32
MAY	21-7	3.88	105	255.0	110	STL	5-4	4.44	32	81.0	40
JUNE	15-12	3.32	73	238.2	88	SD	6-6	4.17	39	110.0	51
JULY	9-20	5.06	94	259.2	146	SF	6-6	3.91	43	101.1	44
AUGUST	13-16	4.40	98	259.2	127						
SEPT-OCT	9-18	4.46	99	242.1	120						

# 1995 DETAILED HITTING

	AVG.	AB	H	2B	3B	HR	RBI
LEFT	.259	1492	386	84	10	28	177
RIGHT	.263	3458	910	179	20	66	399
INNINGS 1-3	.284	1647	435	85	16	28	208
INNINGS 4-6	.262	1663	435	94	6	35	184
INNINGS 7-9	.262	1537	402	79	7	27	173
EXTRA INNINGS	.233	103	24	5	1	4	13
1ST BATTER	.261	609	159	31	6	6	41
2ND BATTER	.277	622	172	37	4	12	63
3RD BATTER	.301	602	181	37	3	15	72
4TH BATTER	.252	527	133	25	4	19	81
5TH BATTER	.269	551	148	39	2	10	84
6TH BATTER	.294	534	157	37	3	15	77
7TH BATTER	.283	515	146	22	3	5	55
8TH BATTER	.227	503	114	17	5	1	47
9TH BATTER	.177	487	86	18	0	11	56
PITCHERS	.127	283	36	10	0	3	21
CATCHERS	.260	527	137	30	3	13	73
1B	.276	555	153	34	4	13	68
2B	.284	620	176	40	8	9	58
3B	.274	541	148	32	3	11	80
SS	.224	505	113	18	4	2	42
LF	.293	587	172	28	2	16	64
CF	.254	574	146	27	3	5	41
RF	.304	543	165	35	2	15	82
PH	.233	215	50	9	1	7	37
START	.263	4634	1219	248	28	84	525
SUB	.244	316	77	15	2	10	51

# 1995 INDIVIDUAL FIELDING

## FIRST BASE

Player	PCT.	G	PO	A	E	DP	TP
Duncan	.980	12	90	6	2	10	0
Elster	1.000	4	17	0	0	1	0
Hollins	.988	61	532	30	7	53	0
Jefferies	.994	59	492	33	3	53	0
Ready	.967	3	28	1	1	3	0
Schall	.984	14	112	10	2	9	0
<b>Totals</b>	<b>.989</b>	<b>153</b>	<b>1271</b>	<b>80</b>	<b>15</b>	<b>129</b>	<b>0</b>

## SECOND BASE

Player	PCT.	G	PO	A	E	DP	TP
Duncan	.957	24	50	60	5	17	0
Jordan	.984	9	28	33	1	8	0
Morandini	.989	122	289	337	7	74	0
Ready	1.000	1	1	1	0	0	0
<b>Totals</b>	<b>.984</b>	<b>156</b>	<b>348</b>	<b>431</b>	<b>13</b>	<b>99</b>	<b>0</b>

## THIRD BASE

Player	PCT.	G	PO	A	E	DP	TP
Duncan	1.000	1	2	2	0	0	0
Elster	1.000	2	2	2	0	0	0
Hayes	.963	141	104	264	14	27	0
Jordan	1.000	1	1	2	0	0	0
Salcik	1.000	2	0	1	0	1	0
<b>Totals</b>	<b>.964</b>	<b>147</b>	<b>109</b>	<b>271</b>	<b>14</b>	<b>28</b>	<b>0</b>

## SHORTSTOP

Player	PCT.	G	PO	A	E	DP	TP
Duncan	.956	14	14	51	3	9	0
Elster	.982	19	18	36	1	11	0
Stocker	.969	125	147	383	17	72	0
<b>Totals</b>	<b>.969</b>	<b>158</b>	<b>179</b>	<b>470</b>	<b>21</b>	<b>92</b>	<b>0</b>

## OUTFIELDERS

Player	PCT.	G	PO	A	E	DP	TP
Dykstra	.987	61	153	2	2	1	0
Eisenreich	1.000	111	205	2	0	1	0
Flora	1.000	20	33	1	0	1	0
Gallagher	1.000	55	89	1	0	0	0
Jefferies	1.000	55	87	3	0	1	0
Longmire	1.000	23	33	2	0	0	0
Marsh	.939	29	44	2	3	0	0
Schall	1.000	4	3	0	0	0	0
Van Slyke	.984	56	117	5	2	1	0
Varsho	.939	25	31	0	2	0	0
Whiten	.965	55	105	4	4	0	0
<b>Totals</b>	<b>.986</b>	<b>494</b>	<b>900</b>	<b>22</b>	<b>13</b>	<b>5</b>	<b>0</b>

## CATCHERS

Player	PCT.	G	PO	A	E	DP	TP	PB
Daulton	.994	95	631	45	4	5	0	9
Lieberthal	.991	14	95	10	1	1	0	7
Webster	.990	43	274	18	3	1	0	3
<b>Totals</b>	<b>.993</b>	<b>152</b>	<b>1000</b>	<b>73</b>	<b>8</b>	<b>7</b>	<b>0</b>	<b>19</b>

## PITCHER

Player	PCT.	G	PO	A	E	DP	TP
Abbott	.875	18	3	4	1	0	0
Borland	.857	50	2	10	2	0	0
Bottalico	1.000	62	6	7	0	1	0
Carler	.000	4	0	0	0	0	0
Chattlton	.000	25	0	0	0	0	0
Deshales	.000	2	0	0	0	0	0
Fernandez	.667	11	0	2	1	0	0
Fletcher	1.000	10	0	1	0	0	0
Frey	1.000	9	0	2	0	0	0
Grace	1.000	2	1	2	0	0	0
Green	.983	26	9	17	1	2	0
Greene	1.000	11	3	3	0	0	0
Harris	1.000	21	4	4	0	0	0
Juden	1.000	13	3	8	0	0	0
Karp	.000	1	0	0	0	0	0
Mimbs	.967	35	6	23	1	4	0
Munoz	.750	3	0	3	1	0	0
Olivares	1.000	5	0	3	0	0	0
Quantrill	.976	33	9	32	1	2	0
Ricci	1.000	7	2	0	0	0	0
Schilling	.909	17	2	8	1	1	0
Stocumb	.955	61	4	17	1	3	0
Springer, D.	.750	4	2	1	1	0	0
Springer, R.	1.000	14	3	4	0	1	0
West	.800	8	1	3	1	0	0
Williams	.958	33	4	19	1	0	0
<b>Totals</b>	<b>.948</b>	<b>485</b>	<b>64</b>	<b>173</b>	<b>13</b>	<b>14</b>	<b>0</b>

# 1995 STARTERS BY FIELDING POSITION

- C — Daulton (93), Webster (38), Lieberthal (13)
- 1B — Hollins (60), Jefferies (58), Schall (13), Duncan (9), Ready (3), Elster (1)
- 2B — Morandini (112), Duncan (22), KJordan (9), Ready (1)
- 3B — Hayes (141), Duncan (1), Elster (1), KJordan (1)
- SS — Stocker (120), Elster (14), Duncan (10)
- LF — Jefferies (55), Eisenreich (32), Marsh (21), Longmire (16), Dykstra (9), Schall (4), Flora (3), Gallagher (2), Varsho (2)
- CF — Van Slyke (53), Dykstra (52), Gallagher (15), Flora (14), Eisenreich (5), Marsh (3), Longmire (2)
- RF — Eisenreich (53), Whiten (53), Gallagher (24), Varsho (11), Longmire (2), Marsh (1)

# 1995 PHILLIES HIGHS & LOWS

## TEAM BATTING

**Most runs, inning, Phillies:** 8 - 8/26 vs LA (4th)  
**Most runs, inning, Opposition:** 9 - 5/28 vs SD (10th)  
**Most runs, game, Phillies:** 17 - 8/25 vs LA  
**Most runs, game, Opposition:** 13 - 5/11 vs MTL; 5/28 vs SD  
**Most hits, inning, Phillies:** 8 - 8/26 vs LA (4th)  
**Most hits, inning, Opposition:** 6 - 5/20 vs NY (6th); 5/28 vs SD (10th); 9/1 at SD (5th)  
**Most hits, game, Phillies:** 19 - 6/22 at NY  
**Most hits, game, Opposition:** 17 - 8/8 vs NY  
**Most homers, game, Phillies:** 4 - 8/18 vs SF  
**Most homers, game, Opposition:** 5 - 5/11 vs MTL; 8/18 vs SF  
**Most stolen bases, game, Phillies:** 3 - 5/6 at ATL; 7/13 at MTL; 7/16 at MTL  
**Most stolen bases, game, Opposition:** 6 - 9/18 vs FLA  
**Most doubles, game, Phillies:** 7 - 8/24 vs LA; 9/12 at MTL  
**Most doubles, game, Opposition:** 6 - 7/3 vs ATL; 7/15 at MTL  
**Most triples, game, Phillies:** 2 - 5/13 vs HOU; 6/22 at NY; 7/14 at MTL  
**Most triples, game, Opposition:** 2 - 8/9 vs NY  
**Most extra base hits, game, Phillies:** 8 - 8/18 vs SF; 8/24 vs LA; 8/25 vs LA  
**Most extra base hits, game, Opposition:** 8 - 5/11 vs MTL  
**Most walks, game, Phillies:** 10 - 9/18 vs FLA  
**Most strikeouts, game, Phillies:** 14 - 9/22 vs CIN ... 15 - 9/23 vs CIN (13 inn)  
**Most strikeouts, game, Opponents:** 14 - 8/1 at ATL; 8/30 at SF 17 - 5/17 at FLA (13 inn)  
**Most LOB, game, Phillies:** 16 - 8/22 vs SD

## INDIVIDUAL BATTING

**Most hits, game:** 5 - Morandini, 8/24 at STL  
**Most runs, game:** 4 - Longmire, 5/10 vs MTL; Eisenreich, 8/25 vs LA; Jefferies, 8/25 vs LA; Elster, 8/18 vs SF  
**Most doubles, game:** 2 - Hollins, 4/27 at STL; Morandini, 5 times, last: 9/12 at MTL; Daulton, 5/21 vs NY and 8/24 vs LA; Eisenreich, 5/24 vs SF; Dykstra, 7/7 vs CHI; Jefferies, 7/18 at COL; Duncan, 7/23 vs STL; Hayes, 8/15 at HOU; Whiten, 8/24 vs LA  
**Most triples, game:** 1 - several  
**Most HR, game:** 2 - Marsh, 6/21 at NY; Daulton, 8/8 vs NY; Whiten, 8/15 at HOU  
**Most extra base hits, game:** 3 - Jefferies, 8/25 vs LA  
**Most RBI, game:** 4 - Daulton, 5/10 vs MTL and 8/8 vs NY; Stocker, 5/20 vs NY; Jefferies, 8/8 vs NY and 8/25 vs LA; Elster, 8/18 vs SF; Hayes, 8/25 vs LA; Juden, 8/25 vs LA  
**Most walks, game:** 4 - Hollins, 5/23 vs SF  
**Most stolen bases, game:** 2 - Stocker, 5/13 at HOU; Jefferies, 7/13 at MTL; Hayes, 7/26 vs PIT (2); Eisenreich, 8/16 at HOU  
**Longest hit streak:** 13 games - Jefferies, 7/18-29  
**Longest RBI streak:** 4 games - Hayes, 5/27-30, 6/17-20 and 8/23-26; Marsh, 6/19-22; Jefferies, 8/18-21  
**Longest run scored streak:** 6 games - Hollins, 5/2-7  
**Longest walk streak:** 6 games - Hollins, 5/2-7; Jefferies, 5/27-6/3; Whiten, 8/16-21  
**Longest stolen base streak:** 10 - Eisenreich, 5/10-current  
**Steal of home:** Stocker, 5/13 at HOU  
**Pinch home runs:** Longmire, 4/26 at STL, 6/15 vs HOU and 7/26 vs PIT (2); Morandini, 5/17 at FLA; Olyares, 7/24 vs COL; Jordan, 8/20 vs SF; Eisenreich, 8/23 vs SD  
**Grand Slams:** Eisenreich, 8/23 vs SD (ph); Juden, 8/25 vs LA  
**Cycle:** Jefferies, 8/25 vs LA

## INDIVIDUAL PITCHING

**Most strikeouts, game, Phillies:** 12 - Schilling, 5/17 at FLA  
**Most walks, game, Phillies:** 7 - D. Springer, 9/24 vs CIN  
**Longest walkless streak, Phillies:** 21.1 innings - Schilling, 4/26-5/12  
**Fewest hits, game, Phillies (CG):** 2 - Mims, 5/26 vs SD; Schilling, 6/7 at SD  
**Longest winning streak:** 6 games - Fernandez, 7/21-current  
**Longest losing streak:** 5 games - Stocumb, 7/29-8/16; Green, 7/14-current  
**Longest consec. scoreless IP streak (starter):** 14.0 - Mims, 5/26-31; Green, 5/25-6/4  
**Longest consec. scoreless IP streak (reliever):** 17.2 - Borland, 7/17-8/8  
**Most innings, game, starter:** 9.0 innings - Mims, 5/26 vs SD and 6/22 at NY; Green, 5/30 vs LA, 6/10 at LA and 6/20 at NY; Schilling, 6/7 at SD; Juden, 8/25 vs LA  
**Most innings, game, relief:** 4.1 innings - Williams, 5/11 vs MTL

## MISCELLANEOUS TEAM

**Longest winning streak:** 7 games - 5/4-10  
**Longest losing streak:** 8 games - 8/1-10  
**Longest game, innings:** 13 innings - 5/17 at FLA; 7/9 vs CHI; 9/23 vs CIN  
**Longest game, time:** 3:30, 5/13 at HOU ... 4:41, 7/9 vs CHI (13 inn)  
**Shortest game, time:** 2:04, 9/20 vs FLA  
**Largest crowd, home:** 59,203 - 7/3 vs ATL  
**Largest crowd, road:** 48,087 - 7/19 at COL  
**Most games above .500:** 19 games - 6/25 (37-18)  
**Most errors, game:** 3 - 5/11 vs MTL; 5/23 vs SF; 6/28 vs CIN  
**Largest margin of victory:** 13 runs - 8/25 vs LA (17-4)  
**Largest margin of defeat:** 12 runs - 5/11 vs MTL (13-1)  
**Biggest come-from behind win:** 5 runs, 8/18 vs SF (trailed 6-1, won 16-8)

# 1995 DAY BY DAY

GAME	DATE	DAY	D/N	CLUB	W/L	SCORE	WINNER (Record)
1	4/26	Wed	N	@ St. Louis	L	7-6	Arocha
2	4/27	Thur	D	@ St. Louis	W	6-2	WEST (1-0)
3	4/28	Fri	N	Pittsburgh	W	5-2	QUANTRILL (1-0)
4	4/29	Sat	N	Pittsburgh	L	3-2	Loalza
5	4/30	Sun	D	Pittsburgh	PPD		
5	5/2	Tues	N	@ Cincinnati	W	6-0	SCHILLING (1-0)
6	5/3	Wed	N	@ Cincinnati	L	7-2	X.Hernandez
7	5/4	Thur	N	@ Cincinnati	W	6-4	HARRIS (1-0)
8	5/5	Fri	N	@ Atlanta	W	9-4	GREEN (1-1)
9	5/6	Sat	N	@ Atlanta	W	3-1	MIMBS (1-0)
10	5/7	Sun	D	@ Atlanta	W	5-4	SCHILLING (2-0)
11	5/8	Mon	N	@ Atlanta	W	3-2	ABBOTT (1-0)
12	5/9	Tues	N	Montreal	W	8-3	QUANTRILL (2-0)
13	5/10	Wed	N	Montreal	W	10-1	GREEN (2-1)
14	5/11	Thur	D	Montreal	L	13-1	C.Perez
15	5/12	Fri	N	@ Houston	W	5-2	SCHILLING (3-0)
16	5/13	Sat	N	@ Houston	W	7-5	BOTTALICO (1-0)
17	5/14	Sun	D	@ Houston	W	5-2	QUANTRILL (3-0)
18	5/15	Mon	N	@ Florida	L	9-1	Burkett
19	5/16	Tues	N	@ Florida	W	9-7 (10)	SLOCUMB (1-0)
20	5/17	Wed	N	@ Florida	W	3-1 (13)	BOTTALICO (2-0)
21	5/19	Fri	N	New York	L	5-1	Gunderson
22	5/20	Sat	N	New York	W	10-8	GREEN (3-2)
23	5/21	Sun	D	New York	W	5-3	MIMBS (2-1)
24	5/23	Tues	N	San Francisco	W	6-5	HARRIS (2-0)
25	5/24	Wed	N	San Francisco	W	2-1	CHARLTON (1-2)
26	5/25	Thur	N	San Francisco	L	3-1 (6)	Leiter
27	5/26	Fri	N	San Diego	W	2-0	MIMBS (3-1)
28	5/27	Sat	N	San Diego	W	5-4 (10)	ABBOTT (2-0)
29	5/28	Sun	D	San Diego	L	13-5 (10)	Hoffman
30	5/29	Mon	N	Los Angeles	W	8-6	QUANTRILL (4-1)
31	5/30	Tues	N	Los Angeles	W	5-0	GREEN (4-3)
32	5/31	Wed	N	Los Angeles	L	4-1 (10)	R.Martinez
33	6/1	Thur	D	Chicago	W	5-3	CHARLTON (2-2)
34	6/2	Fri	N	@ San Francisco	L	4-2	Beck
35	6/3	Sat	D	@ San Francisco	L	3-1	T.Wilson
36	6/4	Sun	D	@ San Francisco	L	4-0	Leiter
37	6/5	Mon	N	@ San Diego	L	5-4 (10)	Hoffman
38	6/6	Tues	N	@ San Diego	L	1-0	Valenzuela
39	6/7	Wed	D	@ San Diego	W	7-1	SCHILLING (4-0)
40	6/9	Fri	N	@ Los Angeles	W	4-0	QUANTRILL (5-2)
41	6/10	Sat	N	@ Los Angeles	W	3-0	GREEN (5-4)
42	6/11	Sun	D	@ Los Angeles	W	2-1	MIMBS (4-1)
43	6/13	Tues	N	Houston	L	6-5	D.Veres
44	6/14	Wed	N	Houston	L	9-5	Kile
45	6/15	Thur	N	Houston	W	4-2	BOTTALICO (3-1)
46	6/16	Fri	N	Florida	L	2-1	Rapp
47	6/17	Sat	N	Florida	W	11-4	MIMBS (5-1)
48	6/18	Sun	D	Florida	W	5-3	SCHILLING (5-1)
49	6/19	Mon	N	@ New York	W	6-3	QUANTRILL (6-2)
50	6/20	Tues	N	@ New York	W	8-2	GREEN (6-4)
51	6/21	Wed	N	@ New York	W	6-2	WEST (2-1)
52	6/22	Thur	N	@ New York	W	8-2	MIMBS (6-1)
53	6/23	Fri	N	@ St. Louis	L	7-1	Morgan
54	6/24	Sat	D	@ St. Louis	W	10-9	QUANTRILL (7-2)
55	6/25	Sun	D	@ St. Louis	W	5-3	GREEN (7-4)
56	6/27	Tues	N	Cincinnati	L	12-3	Smiley
57	6/28	Wed	N	Cincinnati	L	1-0	Nitkowski
58	6/29	Thur	D	Cincinnati	L	10-4	Schourek
59	6/30	Fri	N	Atlanta	W	3-1	GREEN (8-4)
60	7/1	Sat	N	Atlanta	L	3-1	G.Maddux
61	7/2	Sun	D	Atlanta	L	5-3	Glavine
62	7/3	Mon	N	Atlanta	L	10-4	Avery
63	7/4	Tues	D	@ Pittsburgh	L	7-0	Eric
64	7/5	Wed	N	@ Pittsburgh	L	7-4	Plesac
65	7/6	Thur	N	@ Pittsburgh	W	10-5	WEST (3-2)
66	7/7	Fri	N	Chicago	L	8-2	Bullinger
67	7/8	Sat	N	Chicago	L	3-1	Navarro
68	7/9	Sun	D	Chicago	L	7-6 (13)	Wendell
69	7/12	Wed	N	St. Louis	L	4-3	D.Jackson
70	7/13	Thur	N	@ Montreal	W	4-3	SCHILLING(6-5)
71	7/14	Fri	N	@ Montreal	L	8-2	P.Martinez
72	7/15	Sat	N	@ Montreal	L	5-3	B.Henry
73	7/16	Sun	D	@ Montreal	L	5-1	C.Perez
74	7/17	Mon	N	@ Colorado	L	8-5	M.Munoz
75	7/18	Tues	N	@ Colorado	W	7-5	SCHILLING (7-5)

# 1995 DAY BY DAY

LOSER (Record)	CROWD	DATE	TOTAL	TIME	POS	G.B.	W-L
CHARLTON (0-1)	33,539			3:01	3T	1	0-1
D.Jackson	21,741			3:00	3	1	1-1
Neagle	47,088	1	47,088	2:37	1T	-	2-1
GREEN (0-1)	27,530	2	74,618	2:48	2T	1	2-2
						1/2	
Rijo	19,389			2:35	3	1 1/2	3-2
CHARLTON (0-2)	17,480			3:02	3	2 1/2	3-3
Carrasco	17,675			2:45	3	2	4-3
Mercker	33,296			2:49	2	1	5-3
Smoltz	37,850			2:57	1T	1	6-3
Bedrosian	34,166			2:30	1	1	7-3
Glavine	27,766			2:56	1	1 1/2	8-3
B.Henry	21,138	3	95,756	3:10	1	2	9-3
Heredia	20,708	4	116,464	2:57	1	3	10-3
MIMBS (1-1)	27,665	5	144,129	3:02	1	2 1/2	10-4
Drabek	0			3:12	1	2 1/2	11-4
Kile	18,073			3:30	1	2 1/2	12-4
Hampton	12,286			2:46	1	2 1/2	13-4
GREEN (2-2)	17,897			2:51	1	2 1/2	13-5
Nen	19,348			3:56	1	2 1/2	14-5
Lewis	21,375			3:40	1	3 1/2	15-5
QUANTRILL (3-1)	31,601	6	175,730	2:43	1	3 1/2	15-6
Harnisch	38,829	7	214,559	3:17	1	3 1/2	16-6
B.Jones	43,134	8	257,693	2:33	1	3 1/2	17-6
Beck	22,418	9	280,111	3:06	1	3 1/2	18-6
T.Wilson	21,131	10	301,242	2:18	1	3 1/2	19-6
GREEN (3-3)	20,539	11	321,781	1:53	1	3 1/2	19-7
Benes	21,032	12	342,813	2:06	1	3 1/2	20-7
Hermanson	33,719	13	376,532	3:27	1	4 1/2	21-7
HARRIS (2-1)	33,303	14	409,835	3:22	1	3 1/2	21-8
Astacio	27,426	15	437,261	2:46	1	3 1/2	22-8
Candiotti	21,014	16	458,275	2:32	1	4	23-8
BOTTALICO (2-1)	22,480	17	480,755	3:05	1	4	23-9
Trachsel	26,149	18	506,904	2:55	1	5	24-9
HARRIS (2-2)	12,484			2:32	1	4 1/2	24-10
QUANTRILL (4-2)	16,587			2:40	1	3	24-11
GREEN (4-4)	22,838			2:54	1	3	24-12
CHARLTON (2-3)	7,233			2:36	1	3	24-13
WILLIAMS (0-1)	8,891			2:42	1	3	24-14
Ashby	9,748			2:27	1	3	25-1
Astacio	29,679			3:00	1	3	26-14
Candiotti	37,220			2:32	1	4	27-14
R.Martinez	32,223			2:57	1	4	28-14
SCHILLING (4-1)	20,311	19	527,215	3:01	1	3	28-15
CHARLTON (2-4)	24,933	20	552,148	3:10	1	3	28-16
Hudek	29,411	21	581,559	2:59	1	4	29-16
WEST (1-1)	29,092	22	610,651	2:40	1	3	29-17
Weathers	37,843	23	648,494	2:43	1	3	30-17
Y.Perez	40,105	24	688,599	2:20	1	3	31-17
Milicki	14,250			2:03	1	3	32-17
Harnisch	15,308			2:37	1	3	33-17
B.Jones	14,446			2:55	1	4	34-17
Pulsipher	15,216			2:37	1	5	35-17
SCHILLING (5-2)	29,375			2:32	1	5	35-18
Hill	24,013			3:07	1	5	36-18
Urbani	24,304			2:29	1	5	37-18
MIMBS (6-2)	25,020	25	713,619	2:54	1	4 1/2	37-19
SCHILLING (5-3)	26,579	26	740,198	2:37	1	3 1/2	37-20
QUANTRILL (7-3)	33,614	27	773,812	2:48	1	3	37-21
Smoltz	32,821	28	806,633	2:40	1	4	38-21
WEST (2-2)	33,375	29	840,008	2:25	1	3	38-22
MIMBS (6-3)	35,648	30	875,656	2:44	1	2	38-23
SCHILLING (5-4)	59,203	31	934,859	2:54	1	1	38-24
QUANTRILL (7-4)	23,334			2:38	1T	-	38-25
CHARLTON (2-5)	9,245			2:23	2	1	38-26
Parris	10,039			2:51	2	1	39-26
MIMBS (6-4)	52,516	32	987,375	2:55	2	2	39-27
SCHILLING (5-5)	31,892	33	1,019,267	2:27	2	3	39-28
WILLIAMS (0-2)	34,669	34	1,053,936	4:41	2	4	39-29
MIMBS (6-5)	24,327	35	1,078,263	2:33	2	4	39-30
Fassero	16,991			3:09	2	4	40-30
GREEN (8-5)	15,921			2:35	2	5	40-31
QUANTRILL (7-5)	30,100			2:50	2	6	40-32
FERNANDEZ (0-1)	22,345			2:41	2	6	40-33
BOTTALICO (3-2)	48,070			3:12	2	6 1/2	40-34
Ritz	48,011			2:53	2	5 1/2	41-34

# 1995 DAY BY DAY

GAME	DATE	DAY	D/N	CLUB	W/L	SCORE	WINNER
76	7/19	Wed	N	@ Colorado	L	5-3	Rekar
77	7/20	Thur	D	@ Colorado	L	7-3	Swift
78	7/21	Fri	N	St. Louis	W	7-0	FERNANDEZ (1-1)
79	7/22	Sat	N	St. Louis	L	5-3 (11)	DeLucia
80	7/23	Sun	D	St. Louis	W	10-6	QUANTRILL (8-6)
81	7/24	Mon	N	Colorado	L	11-3	Rekar
82	7/25	Tues	N	Colorado	W	7-6 (10)	SLOCUMB (2-0)
83	7/26	Wed	TWN	Pittsburgh	W	2-1 (11)	BORLAND (1-0)
84				Pittsburgh	W	6-4	QUANTRILL (9-6)
85	7/27	Thur	D	Pittsburgh	W	6-4	MIMBS (7-5)
86	7/28	Fri	D	@ Chicago	L	4-0	Castillo
87	7/29	Sat	D	@ Chicago	L	8-7	Young
88	7/30	Sun	D	@ Chicago	L	8-0	Bullinger
89	8/1	Tues	N	@ Atlanta	W	4-3	FERNANDEZ (2-1)
90	8/2	Wed	N	@ Atlanta	L	7-5	Mercker
91	8/3	Thur	N	@ Atlanta	L	5-4	Borbon
92	8/4	Fri	N	@ Cincinnati	L	1-0	Smiley
93	8/5	Sat	N	@ Cincinnati	PPD		
93	8/6	Sun	D	@ Cincinnati	L	6-1	Schourek
94				@ Cincinnati	L	2-1 (10)	M.Jackson
95	8/8	Tues	N	New York	L	12-10	Cornelius
96	8/9	Wed	N	New York	L	4-0	Isringhausen
97	8/10	Thur	N	New York	L	5-1 (11)	Florence
98	8/11	Fri	N	Montreal	W	6-5	FERNANDEZ (3-1)
99	8/12	Sat	N	Montreal	L	4-3	Fassero
100	8/13	Sun	D	Montreal	L	3-2	Scott
101	8/14	Mon	D	Montreal	L	5-1	PJ Martinez
102	8/15	Tues	N	@ Houston	W	3-2	JUDEN (1-1)
103	8/16	Wed	N	@ Houston	L	5-4	Hartgraves
104	8/17	Thur	D	@ Houston	W	3-2	FLETCHER (1-0)
105	8/18	Fri	N	San Francisco	W	16-8	MIMBS (8-5)
106	8/19	Sat	N	San Francisco	W	6-4	BOTTALICO (4-3)
107	8/20	Sun	D	San Francisco	W	8-7 (10)	SLOCUMB (3-5)
108	8/21	Mon	N	San Diego	W	3-1	FERNANDEZ (4-1)
109	8/22	Tues	N	San Diego	L	5-3	Valenzuela
110	8/23	Wed	N	San Diego	W	12-8	WILLIAMS (1-2)
111	8/24	Thur	N	Los Angeles	W	7-6 (11)	SLOCUMB (4-5)
112	8/25	Fri	N	Los Angeles	W	17-4	JUDEN (2-1)
113	8/26	Sat	N	Los Angeles	W	9-4	FERNANDEZ (5-1)
114	8/27	Sun	N	Los Angeles	L	9-1	Tapani
115	8/29	Tues	D	@ San Francisco	L	6-4	Mulholland
116	8/30	Wed	D	@ San Francisco	L	4-1	Van Landingham
117	8/31	Thur	D	@ San Francisco	W	6-0	FERNANDEZ (6-1)
118	9/1	Fri	N	@ San Diego	L	6-3	Valenzuela
119	9/2	Sat	D	@ San Diego	L	6-5 (11)	Hoffman
120	9/3	Sun	D	@ San Diego	W	3-2	QUANTRILL (10-9)
121	9/4	Mon	N	@ Los Angeles	L	5-1	Candiotti
122	9/5	Tues	N	@ Los Angeles	L	2-1	Cummings
123	9/6	Wed	N	@ Los Angeles	W	1-0	GRACE (1-1)
124	9/8	Fri	N	Houston	L	12-3	Hampton
125	9/9	Sat	N	Houston	W	6-4 (11)	SLOCUMB (5-6)
126	9/10	Sun	D	Houston	L	5-4	Drabek
127	9/12	Tues	N	@ Montreal	W	8-2	WILLIAMS (2-2)
128	9/13	Wed	N	@ Montreal	L	5-4	Heredia
129	9/14	Thur	N	@ Pittsburgh	W	7-2	QUANTRILL (11-9)
130	9/15	Fri	N	@ New York	L	4-1	Isringhausen
131	9/16	Sat	D	@ New York	L	10-8	Telghader
132	9/17	Sun	D	@ New York	L	8-2	Cornelius
133	9/18	Mon	N	Florida	W	13-10	BOTTALICO (5-3)
134	9/19	Tues	N	Florida	L	5-4	Y.Perez
135	9/20	Wed	N	Florida	L	2-1	Burkett
136	9/21	Thur	N	Florida	W	3-1	MIMBS (9-6)
137	9/22	Fri	N	Cincinnati	L	3-2	Burba
138	9/23	Sat	N	Cincinnati	W	3-2 (13)	RICCI (1-0)
139	9/24	Sun	D	Cincinnati	L	6-4	Wells
140	9/26	Tues	N	Atlanta	L	5-1	Smoltz
141	9/27	Wed	N	Atlanta	L	6-0	G.Maddux
142	9/29	Fri	N	@ Florida	L	5-2	Hammond
143	9/30	Sat	N	@ Florida	W	3-2	WILLIAMS (3-3)
144	10/1	Sun	D	@ Florida	L	8-2	Bowen

# 1995 DAY BY DAY

LOSER (Record)	CROWD	DATE	TOTAL	TIME	POS.	G.B.	W-L
GREEN (8-6)	48,087			2:32	2	6 1/2	41-35
QUANTRILL (7-6)	48,037			2:16	2	7 1/2	41-36
Osborne	28,468	36	1,106,731	2:18	2	6 1/2	42-36
OLIVARES (0-1)	35,513	37	1,142,244	3:35	2	7 1/2	42-37
Hill	30,104	38	1,172,348	2:55	2	7 1/2	43-37
GREEN (8-7)	25,424	39	1,197,772	2:35	2	8 1/2	43-38
M.Munoz	25,837	40	1,223,609	3:07	2	8 1/2	44-38
Plesac	32,517	41	1,256,126	3:01			45-38
Dyer				2:29	2	7	46-38
Ericks	31,955	42	1,288,081	2:46	2	6	47-38
MUNOZ (0-1)	31,629			2:23	2	6 1/2	47-39
SLOCUMB (2-1)	38,768			3:15	2	8	47-40
DESHAIES (0-1)	32,797			2:27	2	8	47-41
Avery	38,579			3:05	2	7	48-41
MUNOZ (0-2)	39,594			2:56	2	8	48-42
SLOCUMB (2-2)	37,971			2:24	2	9	48-43
JUDEN (0-1)	30,668			2:20	2	10	48-44
					2	10 1/2	
GREENE (0-1)	34,784			2:15	2		48-45
SLOCUMB (2-3)				2:53	2	11	48-46
GREEN (8-8)	28,536	43	1,316,617	3:23	2	12 1/2	48-47
QUANTRILL (9-7)	36,147	44	1,352,764	2:12	2	12 1/2	48-48
SLOCUMB (2-4)	24,795	45	1,377,559	2:53	2	13 1/2	48-49
C.Perez	25,194	46	1,402,753	2:47	2	13 1/2	49-49
GREENE (0-2)	37,267	47	1,440,020	2:57	2	13 1/2	49-50
BOTTALICO (3-3)	31,528	48	1,471,548	2:35	2T	14 1/2	49-51
QUANTRILL (9-8)	25,835	49	1,497,383	2:37	3	15 1/2	49-52
Swindell	13,516			2:25	3	15 1/2	50-52
SLOCUMB (2-5)	13,000			3:14	3	15 1/2	50-53
T.Jones	12,537			2:48	3	15	51-53
Hook	23,409	50	1,520,792	3:02	3	14	52-53
S.Valdez	25,712	51	1,546,504	2:34	2	13	53-53
Bautista	30,176	52	1,576,680	3:53	2	13	54-53
Ashby	22,865	53	1,599,545	2:23	2	13	55-53
GREENE (0-3)	28,325	54	1,627,870	3:32	2	14	55-54
Dishman	21,017	55	1,648,887	2:40	2	14	56-54
Seanez	24,448	56	1,673,335	4:00	2	13 1/2	57-54
Nomo	33,230	57	1,706,565	2:47	2	13 1/2	58-54
Valdes	30,126	58	1,736,691	2:45	2	13 1/2	59-54
GREENE (0-4)	32,889	59	1,769,580	2:48	2	14 1/2	59-55
QUANTRILL (9-9)	11,304			2:34	2	14	59-56
JUDEN (2-2)	11,635			2:25	2	14	59-57
Brewington	11,265			3:04	2	14	60-57
GRACE (0-1)	12,125			2:46	2	14	60-58
SLOCUMB (4-6)	18,401			3:09	2	14	60-59
Hamilton	14,783			2:37	2	14	61-59
JUDEN (2-3)	44,410			2:32	2	15	61-60
BORLAND (1-1)	39,406			2:35	2	16	61-61
Valdes	29,855			2:12	2	16	62-61
GREEN (8-9)	24,059	60	1,793,639	2:46	2	17	62-62
Henneman	25,665	61	1,819,304	3:37	2	17	63-62
JUDEN (2-4)	27,235	62	1,846,539	2:42	2	17	63-63
Alvarez	11,246			2:45	2	15 1/2	64-63
D.SPRINGER (0-1)	11,335			2:31	2	16 1/2	64-64
P.Wagner	6,770			2:47	2	16	65-64
MIMBS (8-6)	15,637			2:35	2	17	65-65
GREENE (0-5)	18,351			3:07	2	18	65-66
WILLIAMS (2-3)	16,325			2:36	2	19	65-67
R.Veres	17,736	63	1,864,275	3:25	2	19	66-67
BORLAND (1-2)	19,555	64	1,883,830	2:26	2	19	66-68
QUANTRILL (11-10)	17,885	65	1,901,715	2:04	2	19	66-69
Banks	18,953	66	1,920,668	2:17	2	19	67-69
BORLAND (1-3)	21,183	67	1,941,851	2:55	2	20	67-70
X.Hernandez	23,315	68	1,965,166	3:37	2	19	68-70
D.SPRINGER (0-2)	30,310	69	1,995,476	2:54	2	20	68-71
QUANTRILL (11-11)	21,476	70	2,016,952	2:24	2	21	68-72
MIMBS (9-7)	26,636	71	2,043,588	2:19	2	22	68-73
D.SPRINGER (0-3)	29,331			2:19	2	22	68-74
Burkett	39,183			2:33	2	21	69-74
QUANTRILL (11-12)	30,211			2:59	2T	21	69-75

# 1995 TEAM NOTES

- ★ **NEED A PROGRAM:** The Phillies set club records for both total players used (50) and pitchers (26) used in a season ... Old mark of 49 players was in 1946 ... Previous mark of 24 pitchers was shared by the '46 and '92 clubs.
- ★ **OPENING DAY:** Phillies 4/26 lineup at STL ... Dykstra-ct, Morandini-2b, Jefferies-1f, Hollins-1b, Daulton-c, Eisenreich-rt, Hayes-3b, Stocker-ss, Schilling-p ... Only Eisenreich, Hayes, Morandini and Stocker were healthy enough to play at the end of the season.
- ★ **96 LINEUPS:** The Phils used 96 different lineup combinations ... Most frequent was Dykstra, Morandini, Jefferies, Hollins, Daulton, Eisenreich, Hayes and Stocker, which was used 13 times.
- ★ **"TEAM TWO":** Between July 11th and August 31st, the Phillies added 11 new faces, released two, traded two and waived one player ... Starting lineup 8/23 vs SD consisted of nine players who were not with the club a year ago: Flora-1f, Jordan-2b, Jefferies-1b, Whiten-rt, Hayes-3b, Webster-c, Van Slyke-ot, Elster-ss, Green-p.
- ★ **DOG DAYS OF SUMMER:** During the July 11th-August 31st period, seven players were lost for the season: West (left shoulder surgery, 7/21); Schilling (right shoulder surgery, 8/23); Abbott (left shoulder, 7/26, which later required surgery); Dykstra (right knee surgery, 8/2); Longmire (fractured left wrist, 8/15); Munoz (right elbow surgery, 8/21) and Daulton (torn ACL, right knee-8/26, had surgery 9/1 and then left knee/shoulder surgery, 9/29).
- ★ **FAST STARTERS:** On June 25th, the Phils' 37-18 record was tops in the majors, giving them a season-high 5-game lead in the division ... It was their 4th-best record in club history after 55 games.
- ★ **UPS AND DOWNS:** On June 25th, were 37-18 and in 1st place with a 5-game lead ... From June 26th-August 14th, went 12-34, dropping to 3rd place, 15.5 games out ... From August 15-26, went 10-2 to take a 1/2-game lead in the wild card race ... From August 27th-October 1st, 10-20 and eliminated (on 9/24) from the wild card race.
- ★ **TASTE OF THE TOP:** Phillies were alone in first place from May 7th-July 3rd.
- ★ **RECORD-SETTERS:** The Phillies set a National League record for most games into a season without losing two consecutive games ... They did not lose two straight until games 34 and 35, 6/2-3 at SF ... The old mark was held by the 1907 Cubs, who did not lose two straight until games 33 and 34.
- ★ **RANKINGS:** 4.21 team ERA ranked 10th in the NL ... .262 team batting average was tied for 8th ... Ranked 4th in doubles (263), but next-to-last in runs (615) and last in home runs (94) ... .742 stolen base success rate was 3rd-best in the NL (72 SB, 25 CS) ... Batters were the 2nd-toughest to fan in the NL with 884 strikeouts (SD had the fewest with 872).
- ★ **ATTENDANCE:** 2,043,588 was 4th-best in the NL and tops among non-playoff teams ... Despite just 71 home dates as a result of the strike, the Phillies drew 2,000,000 fans for the 13th time in the 25-year history of Veterans Stadium ... The average of 28,783 per game was 3rd-best in the last 13 seasons at the Vet.
- ★ **ALL-STARS:** Five Phillies were members of the All-Star team, which ties the club record (also had five in '81 and '76) ... Dykstra was voted in as a starter while Daulton, Green, Morandini and Slocumb were selected as reserves ... Green became the first Phils rookie pitcher since Ray Culp in '63 ... Slocumb became the 3rd Phillie pitcher to earn a victory in the All-Star Game, joining Ken Raffensberger ('44) and Doug Jones ('94).
- ★ **IMPROVED LEATHER:** .982 team fielding pct. was tied for 2nd in the NL with ATL ... Phils were one of just two teams in the NL with less than 100 errors ... Committed just two errors in the first 13 games of the season ... In '94, Phils finished 12th out of 14 clubs in fielding.
- ★ **STREAKS:** Top win streak was seven games, 5/4-10 ... Top road win streak was eight games, 5/4-8, 5/12-14 ... Longest losing streak was eight, 8/2-10.
- ★ **PITCHERS OF THE MONTH:** Heathcliff Slocumb (12 SV, 1.76 ERA) was NL Pitcher of the Month for May, Sid Fernandez (5-0, 2.86 ERA) won it for August.
- ★ **WELCOME TO THE SHOW:** Nine Phillies rookies made their major league debuts in 1995, Pitchers Mike Grace (9/1 at SD), Ryan Karp (6/23 at STL), Michael Mimbs (5/6 at ATL), Chuck Ricci (9/8 vs HOU) and Dennis Springer (9/13 at MTL) ... Position players Gary Bennett (9/24 vs CIN), Kevin Jordan (8/8 vs NY), Gene Schall (6/16 vs FLA) and Kevin Sefcik (9/8 vs HOU).
- ★ **KEVINS:** The Phillies had five Kevins on their active roster at the end of the season: Elster, Flora, Jordan, Sefcik and Stocker.
- ★ **LONG TIME COMING:** In RHP Dennis Springer, the Phillies had their 1st pure knuckleball pitcher since Dutch Leonard in 1947-48.
- ★ **AT THE FINISH:** Excluding 1993, the Phillies tie for 2nd place in the division was their highest finish since their 2nd place finish in '86.
- ★ **ON THE SHELF:** Overall, 14 players accounted for 19 stints on the DL ... In 1994, 12 different Phillies accounted for 17 stints on the disabled list, compared to just six in 1993 (six total stints).
- ★ **1995 DISABLED:**

Player	Injury	Dates/ Games		Player	Injury	Dates/ Games	
		DL	Missed			D/L	Missed
Munoz	str. right elbow	4/18-7/21	78	Schilling	tend./bone spur		
Greene	sore shoulder	4/19-6/28	57		right shoulder	7/19-10/1	69
West	sore shoulder	5/14-6/15	29	Abbott	sore left shoulder	7/24-10/1	64
Dykstra	inflammation, lower back	6/4-23	18	Dykstra	surgery, right knee	7/28-10/1	59
Hollins	Diabetes complications	6/12-26	13	Munoz	continued elbow		
Borland	str. left rib cage	6/15-7/7	22		problems	8/3-10/1	54
Jefferies	inflamed left thumb	6/17-7/1	14	Longmire	frac. navicular bone,		
Van Slyke	left rib cage contusion	6/21-7/18	23		left wrist	8/7-10/1	50
West	surgery, left shoulder	7/7-10/1	78	Marsh	concussion, cervical		
Greene	cont. shoulder problems	7/13-8/2	20		strain	8/16-31	15
Varsho	str. right forearm	7/17-8/7	20	Daulton	torn ACL, right knee	8/26-10/1	32
				Greene	inflamed right shoulder	8/28-9/12	13
							728

# 1995 PHILLIES TRANSACTIONS

## DATE TRANSACTION

- 4/20 Bobby Munoz (rhp) placed on the 15-day DL with mild strain of ligament in right elbow, retroactive 4/18.
- 4/20 Tommy Greene (rhp) placed on the 15-day DL with discomfort in right shoulder, retroactive 4/19.
- 4/24 Norm Charlton (lhp), Mariano Duncan (inf), Dave Gallagher (of), Randy Ready (inf), Gary Varsho (of), and Lenny Webster (c) purchased from AAA Scranton/Wilkes-Barre.
- 5/15 Andy Carter (lhp), Mike Williams (rhp), and Mike Lieberthal (c) optioned to AAA Scranton/Wilkes-Barre.
- 5/24 David West (lhp) placed on the 15-day DL with tendinitis in the left shoulder, retroactive 5/14.
- 5/25 Mike Williams (rhp) recalled from AAA Scranton/Wilkes-Barre.
- 6/13 Lenny Dykstra (of) placed on the 15-day DL with inflammation of the joint between 3rd and 4th vertebrae, retroactive 6/4.
- 6/14 Tom Marsh (of) recalled from AAA Scranton/Wilkes-Barre.
- 6/14 Toby Borland (rhp) placed on the 15-day DL with a strained left rib cage.
- 6/15 Dave Hollins (inf) placed on the 15-day DL with complications relating to diabetes, retroactive 6/12.
- 6/16 Gene Schall (inf) recalled from AAA Scranton/Wilkes-Barre.
- 6/16 David West (lhp) activated from 15-day DL.
- 6/17 Gregg Jefferies (inf) placed on the 15-day DL with inflammation of the left thumb.
- 6/18 Andy Van Slyke (of) acquired from the Baltimore Orioles for Gene Harris (rhp).
- 6/19 Ryan Karp (lhp) recalled from AA Reading.
- 6/24 Lenny Dykstra (of) activated from 15-day DL.
- 6/24 Ryan Karp (lhp) optioned to AA Reading.
- 6/27 Dave Hollins (inf) activated from 15-day DL.
- 6/27 Andy Van Slyke (of) placed on the 15-day DL with a contusion of the left lower rib cage, retroactive 6/21.
- 6/28 Gene Schall (inf) optioned to AAA Scranton/Wilkes-Barre.
- 6/29 Tommy Greene (rhp) activated from 15-day DL.
- 7/01 Tom Marsh (of) optioned to AAA Scranton/Wilkes-Barre.
- 7/02 Gregg Jefferies (inf) activated from 15-day DL.
- 7/07 David West (lhp) placed on the 15-day DL with tendinitis in the left shoulder.
- 7/08 Toby Borland (rhp) activated from 15-day DL.
- 7/10 Norm Charlton (lhp) released.
- 7/11 Omar Olivares (rhp) claimed on waivers from the Colorado Rockies.
- 7/12 Kevin Elster (inf) purchased from AAA Scranton/Wilkes-Barre.
- 7/12 Tommy Greene (rhp) placed on the 15-day DL with a strained right shoulder, retroactive 7/4.
- 7/13 Sid Fernandez (lhp) signed as a free agent.
- 7/16 Gary Varsho (of) placed on the 15-day DL with a strained right forearm.
- 7/17 Andy Van Slyke (of) activated from 15-day DL.
- 7/17 Randy Ready (inf) released.
- 7/21 Mike Williams (rhp) optioned to AAA Scranton/Wilkes-Barre.
- 7/22 Bobby Munoz (rhp) activated from 15-day DL.
- 7/24 Mark Whiten (of) acquired from the Boston Red Sox for Dave Hollins (inf).
- 7/25 Curt Schilling (rhp) placed on the 15-day DL with inflammation in the right shoulder, retroactive 7/19.
- 7/25 Jim Deshaies (lhp) purchased from AAA Scranton/Wilkes-Barre.
- 7/26 Kyle Abbott (lhp) placed on the 15-day DL with a sore left shoulder, retroactive 7/24.
- 7/26 Mike Williams (rhp) recalled from AAA Scranton/Wilkes-Barre.
- 7/27 Omar Olivares (rhp) outrighted to AAA Scranton/Wilkes-Barre.
- 7/27 Jeff Juden (rhp) purchased from AAA Scranton/Wilkes-Barre.
- 7/28 Lenny Dykstra (of) placed on the 15-day DL with a strained right knee.
- 7/28 Tom Marsh (of) recalled from AAA Scranton/Wilkes-Barre.
- 8/01 Jim Deshaies (lhp) released.
- 8/05 Tommy Greene (rhp) activated from 15-day DL.
- 8/07 Tony Longmire (of) placed on the 15-day DL with a sore left wrist.
- 8/08 Bobby Munoz (rhp) placed on the 15-day DL with loose bodies in the right elbow, retroactive 8/3.
- 8/08 Mariano Duncan (inf) claimed on waivers by the Cincinnati Reds in exchange for minor leaguer Brian Koelling (inf).
- 8/08 Kevin Jordan (inf) recalled from AAA Scranton/Wilkes-Barre.
- 8/08 Paul Fletcher (rhp) purchased from AAA Scranton/Wilkes-Barre.
- 8/08 Gary Varsho (of) activated from 15-day DL.
- 8/09 Kevin Flora (of) acquired from the California Angels with a player to be named later for Dave Gallagher (of).
- 8/15 Russ Springer (rhp) claimed on waivers from the California Angels as player to be named later for Flora-Gallagher trade (8/9), activated 8/17.
- 8/16 Tom Marsh (of) placed on the 15-day DL with a concussion and cervical strain.
- 8/26 Darren Daulton (c) placed on the 15-day DL with a torn anterior cruciate ligament in the right knee.
- 8/26 Mike Lieberthal (c) recalled from AAA Scranton/Wilkes-Barre.
- 8/28 Tommy Greene (rhp) placed on the 15-day DL with inflammation in the right shoulder.
- 8/28 Mike Grace (rhp) purchased from AAA Scranton/Wilkes-Barre.
- 8/31 Gene Schall (inf) recalled from AAA Scranton/Wilkes-Barre.
- 8/31 Paul Fletcher (rhp) optioned to AAA Scranton/Wilkes-Barre.
- 9/1 Tom Marsh (of) activated from 15-day DL.
- 9/3 Kyle Abbott (lhp) and Bobby Munoz (rhp) moved to the 60-day DL.
- 9/3 Steve Frey (lhp) and Gary Bennett (c) purchased from AAA Scranton/Wilkes-Barre.
- 9/3 Paul Fletcher (rhp) recalled from AAA Scranton/Wilkes-Barre.
- 9/8 David West (lhp), Curt Schilling (rhp), and Lenny Dykstra (of) moved to the 60-day DL.
- 9/8 Chuck Ricci (rhp) and Dennis Springer (rhp) purchased from AAA Scranton/Wilkes-Barre.
- 9/8 Kevin Setok (inf) purchased from AA Reading.
- 9/12 Tommy Greene (rhp) activated from 15-day DL.

## 1995 SPRING TRAINING STATISTICS

PLAYER	AVG	G	AB	R	H	2B	3B	HR	RBI	SB
BUTLER	.600	2	5	4	3	1	0	0	2	0
DAULTON	.333	11	27	4	9	2	0	2	4	0
DUNCAN	.313	11	32	3	10	3	0	0	3	0
DYKSTRA	.368	9	19	2	7	3	0	0	1	0
EASON	—	1	0	0	0	0	0	0	0	0
EISENREICH	.400	11	30	8	12	5	0	1	2	0
GALLAGHER	.286	9	21	6	6	2	0	0	4	1
GEISLER	.333	3	3	2	1	0	0	0	1	0
HAYES	.152	10	33	3	5	1	0	0	2	0
HOLIFIELD	.286	8	21	4	6	0	1	1	6	3
HOLLINS	.143	11	28	3	4	1	0	0	1	1
JEFFERIES	.241	10	29	1	7	0	0	0	3	2
JORDAN	.000	2	1	0	0	0	0	0	0	0
LIEBERTHAL	.267	10	15	2	4	2	0	0	2	0
LONGMIRE	.200	8	25	4	5	1	0	2	10	1
MANAHAN	.500	1	4	1	2	0	0	0	0	0
MARSH	.000	2	2	0	0	0	0	0	0	0
MORANDINI	.235	10	34	6	8	3	0	1	5	1
READY	.385	9	13	4	5	1	0	2	4	0
SCHALL	.353	11	17	2	6	1	0	0	4	0
STOCKER	.321	8	28	8	9	1	1	0	3	1
VARSHO	.222	5	9	2	2	0	0	1	4	0
WEBSTER	.462	4	13	1	6	2	0	0	3	0
WORTHINGTON	.500	6	8	3	4	0	0	1	5	0

PITCHER	W-L	ERA	G	IP	H	R	ER	BB	SO
ABBOTT	0-0	8.59	3	7.1	8	7	7	4	2
BORLAND	2-0	1.13	6	8.0	4	1	1	1	9
BOTTALICO	1-1	4.50	5	6.0	7	3	3	1	3
CARTER	0-0	2.25	3	4.0	3	1	1	0	1
CHARLTON	0-0	4.50	6	6.0	4	3	3	4	1
GREEN	0-1	5.25	3	12.0	11	7	7	2	6
GREENE	0-0	0.00	2	5.0	5	4	0	3	1
HARRIS	1-0	5.14	5	7.0	9	4	4	2	4
MELENDEZ	0-0	7.36	3	3.2	3	3	3	2	1
MIMBS	1-0	2.25	3	8.0	7	2	2	3	12
MITCHELL	0-0	13.50	1	2.0	4	3	3	2	1
MUNOZ	1-0	6.75	1	1.1	4	1	1	0	1
QUANTRILL	0-0	2.25	3	12.0	11	3	3	0	4
SCHILLING	1-0	3.38	2	8.0	9	3	3	1	4
SLOCUMB	0-1	6.75	5	5.1	7	4	4	3	2
WEST	0-0	4.22	3	10.2	12	9	5	6	3
WILLIAMS	0-1	4.50	1	2.0	2	2	1	2	1
PHILLIES	7-4	4.24	12	108.1	110	60	51	36	56

Scranton/Wilkes-Barre is in its eighth year of operation . . . Reading is in its 30th year of affiliation with the Phillies (beginning in 1967) . . . Clearwater is owned and operated by the Phillies and is in its 12th year . . . Piedmont is in its second season with the Phillies (formerly known as Spartanburg, they had been affiliated with Phillies for 32 years, before the move to Kannapolis in 1995) . . . Batavia and Martinsville are both in their ninth year with the Phillies (Martinsville is owned by the Phils).

## 1995 PAUL OWENS AWARD WINNERS



**DAVID DOSTER**



**RICH HUNTER**



**WENDELL  
MAGEE**

### **MINOR LEAGUES**

<i>Draft Selections . . . . .</i>	<i>145</i>
<i>Minor Leagues &amp; Scouting . . . . .</i>	<i>142</i>
<i>1996 Minor League Staff . . . . .</i>	<i>143-145</i>
<i>Minor League 1995 Review . . . . .</i>	<i>146-149</i>
<i>Minor League Players and Stats . . . . .</i>	<i>150-168</i>

# MINOR LEAGUES AND SCOUTING

Del Unser	Director of Player Development
Mike Arbuckle	Director of Scouting
John Timberlake	Director of Florida Operations
Maryann Skedzielewski	Secretary

FARM CLUB	LEAGUE	GENERAL MGR.
Scranton/Wilkes-Barre Red Barons	International (AAA)	Bill Terlecky
Reading Phillies	Eastern (AA)	Chuck Domino
Clearwater Phillies	Florida State (A)	Jim Herlihy
Piedmont Boll Weevils	South Atlantic (A)	Mike Kardamis
Batavia Clippers	New York-Penn (A)	Shawn Smith
Martinsville Phillies	Appalachian (R)	Troy Potthoff

## ADDRESSES

Scranton/Wilkes-Barre: P.O. Box 3449, Scranton, PA 18505	(717) 963-6556
Reading: P.O. Box 15050, Reading, PA 19612	(610) 375-8469
Clearwater: P.O. Box 10336, Clearwater, FL 34617	(813) 441-8638
Piedmont: P.O. Box 64, Kannapolis, NC 28082	(704) 932-3267
Batavia: P.O. Box 532, Batavia, NY 14020	(716) 343-5454
Martinsville: P.O. Box 3614, Martinsville, VA 24115	(540) 666-2000

STAFF	MANAGER	COACH	TRAINER
Scranton/W-B	Butch Hobson	Greg Legg Jim Wright (p)	Craig Strobel
Reading	Bill Robinson	TBA Larry Andersen (p)	Brent Leiby
Clearwater	Al LeBouef	Glenn Brummer Darold Knowles (p)	Clele Sigwart
Piedmont	Roy Majtyka	Kelly Heath John Martin (p)	Troy Hoffert
Batavia	Floyd Rayford	Ken Westray (p)	Troy McIntosh
Martinsville	Ramon Henderson	Carlos Arroyo (p)	Paul Mitchell

## SPECIAL INSTRUCTORS

Don Blasingame, Field Coordinator	George Culver, Roving Pitching Instructor
Ramon Aviles, Roving Infield Instructor	Tony Scott, Roving Outfield Instructor
Don McCormack, Roving Catching Instructor	Hap Hudson, Roving Rehab Trainer
Jerry Martin, Roving Hitting Instructor	Ted Zipeto, Administrative Asst.
Billy DeMars, Roving Hitting Instructor	

## SCOUTING DEPARTMENT

National Supervisor: <b>Marti Wolever</b>
Latin American Supervisor: <b>George Lauzerique</b>
Regional Supervisors: <b>Sonny Bowers, Dean Jongewaard, Dick Lawlor</b>
Special Assignments:
Professional Coverage: <b>Bing Devine</b>
Professional Coverage/Latin Liaison: <b>Larry Rojas</b>
Major Leagues: <b>Ray Shore, Jimmy Stewart</b>
Major League Advance Scout: <b>Hank King</b>

## SCOUTS

Sal Agostinelli (DE, NJ, NY, New England)	Leon McGraw (AK, LA)
Emil Belich (IA, MN, ND, SD, WI)	Lloyd Merritt (KY, OH, PA, TN, VA, WV)
Tommy Ferguson (Southern CA)	Willie Montanez (Puerto Rico)
Jim Fregosi, Jr. (Southern CA)	Arthur Parrack (FL, GA)
Eli Grba (AL, KY, MS, TN)	Bob Poole (Central & Northern CA)
Bill Harper (ID, MT, OR, WA)	Mark Ralston (Southern CA)
Ken Hultzapple (MD, PA, D.C., VA)	Mitch Sokol (AR, CO, NV, NM, UT, WY)
Jerry Lafferty (AK, IA, KS, MO, NE, OK)	Roy Tanner (GA, NC, SC, VA)
George Lauzerique (FL)	Wilfredo Tejada (Dominican Republic)
Jose Leiva (Venezuela)	Scott Trcka (IL, IN, MI, OH)
Terry Logan (TX)	

## MINOR LEAGUE STAFF

**ANDERSEN, LARRY - Reading Pitching Coach** . . . 6-3; 202 ... R-R ... Born: 5/6/53 in Portland, OR ... Resides: Philadelphia, PA ... Former pitcher. Played 25 seasons of pro ball from 1971-95, including 17 seasons with the Indians (1975-79), Mariners (1981-82), Phillies (1983-86, 93-94), Astros (1986-90), Red Sox (1990) and Padres (1991-92). Played in the 1983 and 1993 World Series with the Phillies. Was player/coach for Reading in 1995. Remains in Reading as pitching coach for 1996.

**ARROYO, CARLOS - Martinsville Pitching Coach** . . . 5-11; 160 ... L-L ... Born: 11/21/58 in Vega Alta, PR ... Resides: Bayamon, PR ... Former pitcher. Played 7 years of pro ball in the Phillies minor league system, beginning in 1975. Has been a coach with Phils since 1983 in Bend, Sarasota, Spartanburg, Clearwater, Batavia, Martinsville, Reading and will return to Martinsville for the second straight year this season.

**AVILES, RAMON - Roving Infield Instructor** . . . 5-9; 170 ... R-R ... Born: 1/22/52 in Manati, PR ... Resides: Manati, PR ... Former infielder. Played 14 years of pro ball from 1970-83, including time in the majors with the Phillies and Red Sox. Played in one game with the Phillies in the 1980 NLCS vs Houston. Was player/coach at Portland in 1983; manager at Bend in 1984; Clearwater manager in 1985; coach at Reading in 1986; Spartanburg manager in 1987; coach at Maine in 1988; returned to Reading, 1989-90; Batavia manager from 1990-92. Has been the Roving Infield Instructor since 1993.

**BLASINGAME, DON - Field Coordinator** . . . 5-10; 160 ... L-R ... Born: 3/16/32 in Corinth, MS ... Resides: Scottsdale, AZ ... Former second baseman. Played 12 years in the major leagues with St. Louis, San Francisco, Cincinnati, Washington and Kansas City. Also played three years in Japan with the Nankai Hawks in Osaka then became a coach with the Hawks for eight years. He managed the Hanshin Tigers in 1979 and 1980 and the Hawks in 1981 and 1982. He returned to The States in 1983 as the Cardinals' minor league infield instructor. Has been Field Coordinator for the Phils minor league system since 1989.

**BRUMMER, GLENN - Clearwater Coach** . . . 6-0; 200 ... R-R ... Born: 11/23/54 in Olney, IL ... Resides: Clearwater, FL ... Former catcher. Played from 1974-83 in the Cardinals minor league system then in the majors with St. Louis from 1981-84 and with Texas in 1985. Member of the 1982 World Champion Cardinals. Was Phils Roving Catching Instructor 1989-95 with added duties as Clearwater coach in 1994. Returns to coaching duties in 1996 with Clearwater.

**CULVER, GEORGE - Roving Pitching Instructor** . . . 6-2; 200 ... R-R ... Born: 7/8/43 in Salinas, CA ... Resides: Bakersfield, CA ... Former pitcher. Played 13 years in pro baseball, 9 in the majors with Cleveland, Cincinnati, St. Louis, Houston, Los Angeles and Philadelphia. Pitched a no-hitter vs the Phillies on July 29, 1968. Was Phillies minor league instructor in 1981-82; coach at Portland, 1983-84; coach at Reading in 1985; Reading Manager, 1986-87; Maine Manager in 1988. Was Pitching Instructor for Scranton/Wilkes-Barre in 1989 and Reading 1989-90. Was Roving Pitching Instructor 1991-92. Went back to managing with Scranton in 1993, before returning to duties as Roving Pitching Instructor in 1994.

**DEMARS, BILLY - Roving Hitting Instructor** . . . 5-10; 170 ... R-R ... Born: 8/26/25 in Brooklyn, NY ... Resides: Clearwater, FL ... Former shortstop. Played professionally from 1943-1960, making brief American League appearances with the Philadelphia Athletics and St. Louis Browns. Was a minor league manager in the Baltimore farm system, 1958-68. Moved to coaching on the major league level with the Phillies (1969-81), Expos (1982-84) and Reds (1984-1987). Was a part-time rover for the Phillies 1993-94, before returning to full time in 1995.

**FANA, ALBERTO - Dominican Summer League Manager** . . . 6-0; 180 ... R-R ... Born: 2/27/74 in La Vega, DR ... Resides: La Vega, DR ... Former catcher. Played professionally for the Phillies from 1993-95, including two seasons in the Dominican Summer League. Managing in the Dominican Summer League in 1996.

**HEATH, KELLY - Piedmont Coach** . . . 5-8; 165 ... R-R ... Born: 9/4/57 in Plattsburg, NY ... Resides: Palm Harbor, FL ... Former infielder. 14-year professional ball player with Kansas City (1977-83), New York Yankees (1983-85), Atlanta (1986-87), Toronto (1988) and the Phillies (1990) organizations. Made a brief appearance in the majors in 1982 (Royals). Was hired by the Phillies as a coach for Spartanburg in 1991, coached at Reading 1992-93, moved to Martinsville 1994-95 and returns to South Atlantic League this season with Piedmont.

**HENDERSON, RAMON - Martinsville Manager** . . . 5-11; 175 ... R-R ... Born: 8/18/63 in Monicion, DR ... Resides: Phoenixville, PA ... Former infielder. Eight-year professional ball player in the Phillies minor league system. Originally signed in 1982. Phillies coach for for the Princeton Patriots in 1990; Clearwater coach 1991-92; this year will be his fourth as Martinsville's manager.

## MINOR LEAGUE STAFF

**HOBSON, BUTCH - Scranton/Wilkes-Barre Manager** . . . 6-1; 190 ... R-R ... Born: 8/17/51 in Tuscaloosa, AL ... Resides: Fairhope, AL ... Former third baseman. 13-year professional with eight seasons in the majors with the Red Sox (1975-80), Angels (1981) and Yankees (1982). After sitting out of baseball for a year, named manager for Columbus (Mets) 1987-88. Returned to Red Sox organization as manager for New Britain 1989-90. Guided Pawtucket team from last to first place in 1991, earning International League Manager of the Year and Baseball America Minor League Manager of the Year honors. Manager of the Red Sox 1992-94. Managed Mobile in Texas-Louisiana League in 1995. This season will be his first in the Phillies organization as manager of the Red Barons.

**KNOWLES, DAROLD - Clearwater Pitching Coach** . . . 6-0; 190 ... L-L ... Born: 12/9/41 in Brunswick, MO ... Resides: St. Petersburg, FL ... Former pitcher. Pitched professionally for 20 years, 15 in the majors with eight teams; Baltimore, Phillies, Washington, Oakland, Cubs, Texas, Montreal and St. Louis. Pitched in 1969 All-Star game. Holds World Series record for most games pitched in one series, 7, in 1973. Was pitching instructor in the St. Louis Cardinals minor league system from September 1980-1988. Phillies pitching coach in 1990. Has been Clearwater pitching coach since 1991.

**LEBOEUF, AL - Clearwater Manager** . . . 6-0; 175 ... L-R ... Born: 2/4/60 in Putnam, CT ... Resides: Palm Harbor, FL ... Former infielder. Played 8 years in the Phillies minor league system (1981-88). Was a coach at Martinsville in 1989; Clearwater coach in 1990; Reading coach in 1991; Scranton coach in 1992. Earned his first managing job with Batavia 1993-95. This is his first season as Clearwater manager.

**LEGG, GREG - Scranton/Wilkes-Barre Coach** . . . 6-1; 185 ... R-R ... Born: 4/21/60 in San Jose, CA ... Resides: Peckville, PA ... Former infielder. Has been in the Phillies organization since being drafted by them in 1982. Made his lone major league appearance in 1986, appearing in three games. Was player/coach for Clearwater 1993-94, coach in 1995. This is his first season as coach for the Red Barons.

**MAJTYKA, ROY - Piedmont Manager** . . . 5-11; 170 ... R-R ... Born: 6/1/39 in Buffalo, NY ... Resides: Wagoner, OK ... Former infielder. Played 10 years of pro ball, receiving a Rawlings Silver Glove for highest fielding percentage at second base in the minor leagues in 1966. He spent 20 years as a minor league manager beginning in 1968, winning 5 division titles (1973, '76, '78, '83, '86). Won manager of the Year in 1976 (Three Rivers) and 1983 (Birmingham). Was a first base coach and third base coach for Atlanta, 1988-1990. Spartanburg manager, 1992-94, moving with the team to Piedmont in 1995. South Atlantic League in-season and post-season all-star manager in 1995.

**MARTIN, JERRY - Roving Hitting Instructor** . . . 6-1; 195 ... R-R ... Born: 5/11/49 in Columbia, SC ... Resides: Irmo, SC ... Former outfielder. Played from 1971-84, including 11 years of major league ball. Played for Phillies in part of 1974 to 1978, including three LCS. Also played for the Cubs, Giants, Royals and Mets from 1979-84. Played for Orlando in the Senior Baseball League in 1989. Phillies coach for Martinsville 1990. Has been Roving Hitting Instructor since 1991.

**MARTIN, JOHN - Piedmont Pitching Coach** . . . 6-2; 190 ... R-R ... Born: 9/20/59 in San Diego, CA ... Resides: New Port Richey, FL ... Former pitcher. Pitched in the St. Louis Cardinals farm system from 1980-86. Pitched a no-hitter 8/8/84 while at Springfield. Hired by Phillies as Clearwater pitching coach in 1990; Reading pitching coach in 1991; Batavia pitching coach 1992-1993; Martinsville pitching coach in 1994. Has been pitching coach with Piedmont since 1995. Named South Atlantic League post-season all-star pitching coach in 1995.

**MCCORMACK, DON - Roving Catching Instructor** . . . 6-3; 205 ... R-R ... Born: 9/18/55 in Omak, WA ... Resides: Palm Harbor, FL ... Former catcher. Played 9 years of pro ball from 1974-82 in the Phillies and Tigers systems. Played briefly in the majors with the Phillies in 1980 and 1981. Hired by the Phils as Catching Instructor for 1987 after coaching high school baseball for three years. Managed Batavia 1988-89, Reading 1990-93 and Clearwater 1994. Named coach for Florida State League post-season all-star team. Returned to roving catching duties for 1996.

**RAYFORD, FLOYD - Batavia Manager** . . . 5-10; 220 ... R-R ... Born: 7/27/57 in Memphis, TN ... Resides: Silver Spring, MD ... Former infielder. 15-year pro with parts of seven seasons in the majors with St. Louis and Baltimore. Hired by the Phils to coach Scranton/Wilkes-Barre in 1990-91, ended up as Player/Coach both years due to quantity of injuries. Batavia coach 1992-95. Spent brief period as bullpen coach for Phillies in 1995 when Mike Ryan was hurt. Making his managerial debut for Batavia this season.

## MINOR LEAGUE STAFF

**ROBINSON, BILL - Reading Manager** . . . 6-2; 189 ... R-R ... Born: 6/26/43 in McKeesport, PA ... Resides: Sewell, NJ ... Former outfielder. Played 16 years in the majors with the Atlanta Braves, New York Yankees, Phillies and Pittsburgh Pirates. Played on Pirates 1979 World Champion team. Ended his career mid-season with the Phillies, finishing the season as a minor league hitting instructor. Was Mets hitting and first base coach 1984-89. Managed Caracas to the Venezuelan Championship in the winter of 1988. Spent the following two years as an ESPN analyst. Returned to manage Shreveport of the Giants organization in 1992, leading them to the Texas League title. Was assistant coach for Washington Township High in 1993. Rejoined the Phillies as Reading coach 1994-95. Named Reading manager for 1996.

**SCOTT, TONY - Roving Outfield Instructor** . . . 6-0; 195 ... S-R ... Born: 9/18/51 in Cincinnati, OH ... Resides: Moore, SC ... Former outfielder. Played from 1969-1983, including 10 years in the major leagues with three teams: Montreal, St. Louis and Houston. Coach at Batavia 1989-91. Spartanburg coach 1992-94, moving to Piedmont with the team in 1995. This is his first season as Roving Outfield Instructor.

**WESTRAY, KEN - Batavia Pitching Coach** . . . Born: 3/7/59 in Clinton, IL ... Resides: Fresno, CA ... Graduated from Eastern Illinois University. Pitching coach at Indiana University, where they had an outstanding recruiting program. Attending classes to earn Physical Therapy degree. Has been Batavia pitching coach since 1994.

**WRIGHT, JIM - Scranton/Wilkes-Barre Pitching Coach** . . . 6-5; 205 ... R-R ... Born: 3/3/55 in St. Joseph, MO ... Resides: Peoria, IL ... Former pitcher. Signed by the Phillies in 1973. Drafted by Kansas City in 1980 and made it to the majors with the Royals in 1981. Was up with the Royals again in 1982 then played his final year in pro ball in the Cubs minor league system. Began coaching career in Cubs farm system in 1984. Hired by the Phils, and has been Scranton/Wilkes-Barre pitching coach since 1990.

## DRAFT SELECTIONS

### *January Amateur Draft*

#### *First Round Selections (Regular Phase)*

1966 - John Vukovich, inf	1977 - Michael Childs, c
1967 - Mike Coble, rhp	1978 - Don Woodward, rhp
1968 - Steve Cates, lhp	1979 - Dean Baugh, inf-of
1969 - Terry Enyart, lhp	1980 - Tony Ghelfi, rhp
1970 - Russell Klogas, of	1981 - Eric Schmidt, rhp
1971 - NO SELECTION	1982 - Jim King, ss
1972 - Ricky Knepper, 3b	1983 - Danny Sheeley, rhp
1973 - Alan Bannister, ss	1984 - Jeff Mays, rhp
1974 - Morris Cooper, rhp	1985 - Scott Steen, 3b-of
1975 - Richard Nesloney, rhp	1986 - Jesse Ellison, rhp
1976 - Jack Lazorko, rhp	

### *June Amateur Draft*

#### *First Round Selections (Regular Phase)*

1965 - Mike Adamson, rhp	1981 - Jon Abrego, rhp
1966 - Mike Biko, rhp	1982 - John Russell, c
1967 - Phil Meyer, lhp	1983 - Ricky Jordan, 1b
1968 - Greg Luzinski, 1b	1984 - Peter Smith, rhp
1969 - Mike Anderson, of	1985 - Trey McCall, c
1970 - Mike Martin, lhp	1986 - Brad Brink, rhp
1971 - Roy Thomas, rhp	1987 - Pick Went To The Tigers
1972 - Larry Christenson, rhp	1988 - Pat Combs, lhp
1973 - John Stearns, c	1989 - Jeff Jackson, of
1974 - Lonnie Smith, of	1990 - Mike Lieberthal, c
1975 - Sam Welborn, rhp	1991 - Tyler Green, rhp
1976 - Jeff Kraus, ss	1992 - Chad McConnell, of
1977 - Scott Munninghoff, rhp	1993 - Wayne Gomes, rhp
1978 - Rip Rollins, rhp	1994 - Carlton Loewer, rhp
1979 - Pick Went To The Reds	1995 - Reggie Taylor, of
1980 - Lebo Powell, c	

# MINOR LEAGUE REVIEW

## PHILS MINOR LEAGUES: BANNER '95 SEASON

Baseball in the Phillies minor league system ended in high style as the Reading Phillies celebrated the Eastern League Championship in the middle of September.

Reading won the Southern Division title and then polished off Trenton, 3-0, before taking New Haven, 3-2, in the championship round. It was Reading's first championship since 1973.

It capped one of the most successful seasons in years:

- ★ Combined, the six teams produced a winning percentage of .533 (375-329), the highest percentage for the Phils since 1980 (.555), the third winning season this decade and the eighth-best recorded in ALL of the minors.
- ★ Three made it to the playoffs: Piedmont (South Atlantic League) and Batavia (New York-Penn League) joined Reading. The last time the Phillies had three teams in the playoffs was 1992.
- ★ Five of the six minor league teams were in the running for post-season play going into the final weekend of the regular season.

### ALL-STARS

**International League:** Kevin Jordan, David Tokheim

**Eastern League:** Blake Doolan, Tommy Eason, Rob Grable, Mgr. Bill Dancy

**Florida State League:** Bobby Estalella, Dan Held, Wendell Magee, Ch. Don McCormack

**South Atlantic League:** Matt Guiliano, Larry Huff, Rich Hunter, Len Manning,  
Jamie Northeimer, Aaron Royster, Brian Stumpf, Larry Wimberly,  
Mgr. Roy Maityka, Ch. John Martin, Ch. Tony Scott

**New York-Penn League:** Marlon Anderson, Steve Carver

**Appalachian League:** Kevin Hooker

## SCRANTON/WILKES-BARRE

70-72, 4th place, International League, East Division, Mike Quade, Mgr.

PLAYER	AVG.	AB	H	HR	RBI	SB	PITCHERS	W-L	ERA	SV	IP	H	SO
Batiste, Kim	.230	122	28	4	18	1	Borland, Toby	0-0	0.00	1	11.1	5	15
Bennett, Gary	.150	20	3	0	1	0	Carter, Andy	1-2	4.35	0	20.2	17	18
Bieser, Steve	.269	245	66	1	33	14	Combs, Pat	4-4	5.43	0	56.1	71	36
Brophy, E. J.	.200	65	13	1	8	0	Deshaias, Jim	7-8	3.45	0	117.1	105	79
Butler, Robert	.300	327	98	3	35	5	DuBois, Brian	1-5	4.56	1	51.1	58	48
Elster, Kevin	.294	17	5	0	2	0	Fletcher, Paul	4-1	3.10	2	61.0	45	48
Gelster, Phil	.186	43	8	1	7	0	Frey, Steve	0-0	1.80	0	5.0	3	3
Gilbert, Shawn	.263	536	141	2	42	16	Gaddy, Bob	5-7	6.28	0	86.0	100	42
Grable, Rob	.229	83	19	3	11	3	Grace, Mike	2-0	1.59	0	17.0	17	13
Hayden, Dave	.293	41	12	2	3	0	Greene, Tommy	3-0	2.22	0	28.1	18	19
Hollifield, Rick	.206	223	46	3	24	21	Hill, Eric	4-3	4.30	2	23.0	24	16
Jordan, Kevin	.310	410	127	5	60	3	Isley, Blaise	8-10	3.88	0	185.1	210	102
Koelling, Brian	.264	53	14	0	3	3	Innis, Jeff	0-2	4.30	6	14.2	13	14
Lieberthal, Mike	.281	278	78	6	42	1	Juden, Jeff	6-4	4.10	0	83.1	73	65
Manahan, Anthony	.288	299	86	3	32	6	Juhl, Mike	0-0	0.00	0	0.1	0	1
Marsh, Tom	.307	296	91	10	47	9	Karp, Ryan	7-1	4.20	0	81.1	81	73
McNair, Fred	.240	25	6	0	2	0	Melendez, Jose	0-0	6.00	0	3.0	6	1
Montoyo, Charlie	.243	288	70	3	34	2	Munoz, Bobby	1-0	0.56	0	16.0	8	10
Schall, Gene	.313	320	100	12	63	3	Olivares, Omar	0-3	4.87	0	44.1	49	28
Selcik, Kevin	.346	26	9	0	6	0	Ricci, Chuck	4-3	2.49	25	65.0	48	66
Taylor, Sam	.143	7	1	0	1	0	Springer, Dennis	10-11	4.68	0	171.0	163	115
Tokheim, David	.271	450	122	11	66	6	Tranberg, Mark	1-4	7.23	0	23.2	32	15
Vatcher, Jim	.375	24	9	0	2	1	West, David	1-0	0.00	0	7.0	2	6
Zuber, Jon	.287	418	120	3	50	1	Wiegandt, Scott	1-3	2.98	2	64.1	55	41
							Williams, Mike	0-1	4.66	0	9.2	8	8

**READING – Eastern League Champions**  
73-69, 1st place, Eastern League, Southern Division, Bill Dancy, Mgr.

PLAYER	AVG.	AB	H	HR	RBI	SB	PITCHERS	W-L	ERA	SV	IP	H	SO
Bennett, Gary	.236	271	64	4	40	0	Andersen, Larry	0-0	5.23	0	4.1	6	7
Bigler, Jeff	.091	44	4	0	2	0	Beech, Matt	2-4	2.96	0	79.0	67	70
Blasingame, Kent	.205	195	40	1	17	9	Blazier, Ron	4-5	3.29	1	106.2	93	102
Brito, Luis	.333	3	1	0	1	1	Brown, Dan	1-0	7.71	0	2.1	4	2
Brophy, E. J.	.500	4	2	0	0	0	Dodd, Robert	0-0	0.00	0	1.1	0	0
Burke, Alan	.200	20	4	1	3	0	Doolan, Blake	11-5	2.22	16	73.0	63	50
Doster, David	.265	551	146	21	79	11	Fisher, David	0-0	0.00	0	2.1	1	1
Eason, Tommy	.255	333	85	14	50	2	Foster, Mark	1-1	5.66	1	20.2	25	15
Estalella, Bobby	.235	34	8	2	9	0	Gilmore, Joel	2-0	6.25	0	36.0	45	27
Fisher, David	.230	204	47	1	20	4	Gomes, Wayne	7-4	3.96	0	104.2	89	102
Geisler, Phil	.232	272	63	2	35	4	Grace, Mike	13-6	3.54	0	147.1	137	118
Grable, Rob	.300	353	106	16	67	15	Hanselman, Carl	4-3	6.37	2	41.0	45	35
Hayden, Dave	.234	192	45	3	11	0	Heflin, Bronson	0-0	0.00	0	1.0	0	2
Held, Dan	.500	4	2	1	3	1	Hill, Eric	4-3	2.90	4	59.0	55	52
Hollifield, Rick	.247	93	23	1	5	5	Holman, Craig	1-1	3.49	1	56.2	55	40
Magee, Wendell	.294	136	40	3	21	3	Hunter, Rich	3-0	2.05	0	22.0	14	17
McConnell, Chad	.276	319	88	11	52	8	Juhl, Mike	1-8	4.27	6	46.1	43	39
McNair, Fred	.271	395	107	23	68	3	Karp, Ryan	1-2	3.06	0	47.0	44	37
Millan, Adan	.350	20	7	1	7	0	Loewer, Carlton	4-1	2.16	0	50.0	42	35
Moler, Jason	.265	83	22	2	14	2	Mitchell, Larry	6-11	5.54	0	128.1	136	107
Mota, Gary	.227	110	25	1	9	0	Munoz, Bobby	0-4	10.80	0	15.0	28	8
Rolen, Scott	.289	76	22	3	15	1	Smith, Eric	0-1	20.25	0	4.0	11	5
Sefcik, Kevin	.272	508	138	4	46	14	Tranberg, Mark	6-6	3.73	0	111.0	110	62
Solomon, Steve	.228	356	81	3	42	17	Trisler, John	2-4	5.16	0	82.0	96	50
Waco, David	.300	10	3	0	1	0	West, David	0-0	1.50	0	6.0	2	8

**READING – Eastern League Champions**  
Post Season Stats

PLAYER	AVG.	AB	H	HR	RBI	SB	PITCHERS	W-L	ERA	SV	IP	H	SO
Angeli, Doug	.000	1	0	0	0	0	Beech, Matt	1-0	3.38	0	10.2	13	10
Blasingame, Kent	.333	3	1	0	0	0	Blazier, Ron	1-0	3.38	0	8.0	6	11
Doster, David	.361	36	13	6	14	1	Dodd, Robert	0-1	12.00	0	3.0	3	2
Eason, Tommy	.483	29	14	5	11	0	Doolan, Blake	1-0	0.00	2	4.1	3	4
Estalella, Bobby	.067	15	1	0	0	0	Gomes, Wayne	0-0	11.25	0	4.0	7	7
Fisher, David	.316	19	6	0	2	0	Heflin, Bronson	0-0	0.00	0	4.0	2	3
Grable, Rob	.333	33	11	2	4	0	Holman, Craig	1-0	1.59	0	5.2	5	3
Held, Dan	.231	13	3	2	3	0	Hunter, Rich	1-0	3.75	0	12.0	19	13
Hollifield, Rick	.300	30	9	2	3	3	Juhl, Mike	0-0	0.00	0	2.1	1	1
Magee, Wendell	.379	29	11	2	8	2	Loewer, Carlton	0-1	3.38	0	5.1	7	1
McNair, Fred	.235	17	4	1	7	1	Mitchell, Larry	1-0	2.70	0	10.0	7	6
Rolen, Scott	.167	30	5	0	0	0	Trisler, John	0-0	5.40	0	1.2	2	1
Sefcik, Kevin	.167	12	2	1	5	0							
Solomon, Steve	.000	1	0	0	0	0							

**CLEARWATER**

*1st half: 2nd place; 2nd half: 2nd place; 79-59 overall,  
Florida State League, West Division; Don McCormack, Mgr.*

PLAYER	AVG.	AB	H	HR	RBI	SB	PITCHERS	W-L	ERA	SV	IP	H	SO
Amador, Manuel	.279	330	92	6	47	5	Agostinelli, Peter	4-4	4.34	6	45.2	54	32
Angeli, Doug	.191	47	9	9	3	0	Beech, Matt	9-4	4.19	0	86.0	87	85
Brito, Domingo	.000	1	0	0	0	0	Costa, Tony	9-10	3.85	0	145.0	155	71
Brito, Luis	.274	383	105	3	41	12	Dodd, Robert	8-7	3.16	0	151.0	145	110
Burke, Alan	.222	9	2	1	2	0	Evans, Stan	0-0	0.00	0	2.0	2	1
Costello, Brian	.249	406	101	9	56	14	Fiore, Tony	6-2	3.71	0	70.1	70	45
Diaz, Linardo	.212	33	7	0	1	0	Foster, Mark	0-1	5.40	1	23.1	30	13
Estalella, Bobby	.260	404	105	15	58	0	Franeek, Tom	0-0	3.55	0	12.2	12	9
Evans, Stan	.248	286	71	0	32	10	Gallone, Santy	0-0	0.00	0	1.0	1	2
Flores, Jose	.222	185	41	1	19	12	Greene, Tommy	0-3	3.15	0	20.0	12	20
Gallone, Santy	.244	263	60	6	40	5	Hellin, Bronson	2-3	2.95	21	61.0	52	84
Gyselman, Jeff	.172	64	11	0	3	0	Herrmann, Gary	7-2	3.60	3	70.0	64	56
Haws, Scott	.000	1	0	0	0	0	Hunter, Rich	6-0	2.93	0	58.1	62	46
Held, Daniel	.272	489	133	21	82	2	Loewer, Carlton	7-5	3.30	0	114.2	124	83
Kendall, Jeremy	.215	135	29	3	10	15	Matheny, Nelson	5-5	3.00	1	72.0	65	38
Magee, Wendell	.353	388	137	6	46	7	Nye, Ryan	12-7	3.40	0	167.0	184	116
McMullen, Jon	.237	118	28	1	14	0	Perkins, Ron	1-1	2.84	0	6.1	6	3
Norheimer, Jamie	.316	19	6	0	5	0	Rama, Shelby	0-0	4.32	0	8.1	12	2
Nuneviller, Tom	.233	43	10	0	6	0	Smith, Eric	0-0	0.00	4	8.0	3	7
O'Brien, Joe	.140	50	7	1	7	1	Swan, Tyrone	2-3	3.40	0	47.2	50	46
Rolen, Scott	.290	238	69	10	39	4	Valley, Jason	0-0	12.46	0	4.1	9	4
Shores, Scott	.254	460	117	7	52	30	Vandemark, John	1-2	5.67	0	27.0	24	18
Waco, David	.223	193	43	0	13	2							

## PIEDMONT

*1st half: 1st place; 2nd half: 4th place; 82-58 overall,  
South Atlantic League, Northern Division, Roy Majtyka, Mgr.*

PLAYER	AVG.	AB	H	HR	RBI	SB	PITCHERS	W-L	ERA	SV	IP	H	SO
Amador, Manny	.000	4	0	0	0	0	Antonini, Adrian	2-0	3.80	0	21.1	19	26
Diaz, Linardo	.083	12	1	0	0	0	Barbao, Joe	8-4	3.38	1	66.2	70	24
Flores, Jose	.263	186	49	0	19	11	Boyd, Jason	6-8	3.58	0	151.0	151	129
Guiliano, Matt	.226	451	102	4	59	6	Censale, Silvio	10-6	3.15	0	120.0	96	123
Hooker, Kevin	.174	46	8	0	6	1	Estavil, Mauricio	3-5	3.68	1	44.0	33	58
Huff, Larry	.272	481	131	1	51	26	Gambis, Chris	0-0	6.86	0	19.2	24	15
Key, Jeff	.258	394	99	10	54	5	Genke, Todd	3-2	3.91	1	53.0	50	37
Millan, Adan	.294	394	116	10	64	1	Hamilton, Bo	1-0	4.71	0	21.0	24	10
Mobilia, Bill	.240	150	36	0	17	1	Humphry, Trevor	5-7	3.62	0	119.1	122	102
Nitschke, Bear	.000	4	0	0	0	0	Hunter, Rich	10-2	2.77	0	104.0	79	80
Northmeier, Jamie	.291	392	114	1	54	9	Karvala, Kyle	5-1	3.44	2	18.1	13	17
O'Brien, Joe	.217	189	41	1	31	2	Kosek, Kory	1-2	0.00	3	20.1	13	24
Pettilio, Bruce	.111	9	1	0	2	0	Legrow, Brett	0-1	5.14	1	14.0	16	8
Pullen, Shane	.251	435	109	7	57	4	Manning, Len	10-10	2.64	0	160.0	130	154
Reyes, Winston	.176	17	3	0	5	0	Mitchell, Courtney	0-1	10.38	0	4.1	7	3
Royster, Aaron	.264	489	129	8	58	22	Nyar, Pete	5-1	4.52	1	61.2	58	49
Schreimann, Eric	.174	23	4	0	1	0	Phipps, Chris	0-2	1.96	0	23.0	24	10
Stingley, Derek	.179	84	15	1	5	13	Stumpf, Brian	3-3	2.34	28	61.2	59	66
Torok, John	.188	202	38	1	22	11	Wimberly, Larry	10-3	2.67	0	135.0	99	139
Wampler, Sam	.000	3	0	0	0	0							
Watts, Josh	.234	355	83	5	43	8							
Williamson, Matt	.235	285	67	1	25	3							

## PIEDMONT

*Post Season Stats*

PLAYER	AVG.	AB	H	HR	RBI	SB	PITCHERS	W-L	ERA	SV	IP	H	SO
Diaz, Linardo	.286	7	2	0	0	0	Antonini, Adrian	0-0	6.75	1	4.0	5	3
Flores, Jose	.333	18	6	0	0	0	Barbao, Joe	0-1	9.00	0	2.0	2	3
Guiliano, Matt	.182	22	4	0	2	0	Boyd, Jason	1-0	3.68	0	7.1	5	4
Hooker, Kevin	.000	2	0	0	0	0	Censale, Silvio	1-0	6.52	0	9.2	17	5
Huff, Larry	.259	27	7	0	1	1	Genke, Todd	0-0	0.00	0	1.0	1	0
Key, Jeff	.308	26	8	1	4	0	Humphrey, Trevor	0-0	0.00	0	3.2	2	0
Millan, Adan	.214	28	6	0	3	0	Karvala, Kyle	0-0	0.00	0	0.1	0	1
Mobilia, Bill	.000	1	0	0	0	0	Kosek, Kory	0-0	0.00	0	6.0	3	2
O'Brien, Joe	.133	15	2	0	0	0	Legrow, Brett	0-0	0.00	0	2.0	1	0
Pullen, Shane	.282	24	7	1	5	0	Manning, Len	0-1	0.00	0	7.0	6	7
Royster, Aaron	.370	27	10	1	5	0	Stumpf, Brian	0-1	0.00	0	4.1	3	1
Schreimann, Eric	.000	5	0	0	0	0	Wimberly, Larry	0-1	3.86	0	11.2	14	6
Torok, John	.000	3	0	0	0	0							
Watts, Josh	.188	16	3	1	2	0							

## BATAVIA

*41-34, 1st place, New York-Penn League, Stedler Division, Al LeBoeuf, Mgr.*

PLAYER	AVG.	AB	H	HR	RBI	SB	PITCHERS	W-L	ERA	SV	IP	H	SO
Anderson, Marlon	.295	312	92	3	40	22	Antonini, Adrian	0-1	9.53	0	5.2	12	8
Brito, Domingo	.125	32	4	0	2	0	Barnett, Marty	1-6	6.20	0	49.1	67	32
Carver, Steve	.304	217	66	7	41	2	Choi, Chang Yang	1-3	4.96	0	32.2	35	32
Cornelius, Jonathan	.262	263	69	3	41	4	Ford, Brian	3-1	1.18	10	38.0	23	44
Cox, Charles	.218	124	27	0	11	2	Galko, Robert	1-1	8.18	0	33.0	50	25
Crane, Todd	.246	69	17	0	8	2	Gambis, Chris	3-2	5.50	0	34.1	31	21
Dawkins, Walter	.315	203	64	1	31	15	Hamilton, Bo	7-2	2.58	0	83.2	73	62
Diaz, Linardo	.240	75	18	1	7	4	Kawabata, Kyle	2-0	3.58	0	32.2	34	30
Fana, Alberto	.262	61	16	0	4	0	McClurg, Clinton	2-2	4.30	0	37.2	41	14
Kimm, Tyson	.270	37	10	0	6	0	Mendes, Jaime	1-1	3.92	3	41.1	50	35
Leaman, Jeff	.264	220	58	4	22	2	Mensink, Brian	4-1	2.98	0	48.1	56	37
Pettiford, Torrey	.311	151	47	0	17	12	Mitchell, Courtney	0-5	4.89	1	42.1	46	40
Pierce, Kirk	.218	101	22	0	7	0	Noone, Bill	1-0	14.29	0	5.2	14	2
Raynor, Mark	.262	267	70	3	37	13	Shumaker, Anthony	2-2	1.62	0	39.0	38	31
Robinson, David	.219	201	44	2	25	9	Smith, Justin	4-3	4.26	0	61.1	71	37
Russell, Jason	.181	141	27	2	18	0	Yeager, Gary	9-4	2.56	0	81.0	74	57
Schreimann, Eric	.269	52	14	4	13	0							
Snusz, Chris	.227	66	15	1	5	1							

## BATAVIA

*Post Season Stats*

PLAYER	AVG.	AB	H	HR	RBI	SB	PITCHERS	W-L	ERA	SV	IP	H	SO
Anderson, Marión	.545	11	6	0	0	4	Choi, Chang Yang	0-0	7.71	0	4.2	7	6
Carver, Steve	.154	13	2	0	3	0	Fort, Brian	1-0	0.00	0	2.0	0	2
Cornalius, Jonathan	.167	12	2	0	1	0	Kawabata, Kyle	0-0	3.38	0	2.2	3	5
Crane, Todd	.333	12	4	0	1	0	Mensink, Brian	0-1	9.00	0	5.0	9	6
Dawkins, Walter	.231	13	3	0	4	1	Mitchell, Courtney	0-0	0.00	0	1.1	2	1
Leaman, Jeff	.167	12	2	1	2	0	Shumaker, Anthony	0-1	9.00	0	6.0	9	7
Pettiford, Torrey	.273	11	3	0	1	0	Smith, Justin	0-0	0.00	0	2.1	1	3
Pierce, Kirk	.000	11	0	0	1	0	Yeager, Gary	0-0	0.00	0	2.0	1	1
Raynor, Mark	.333	12	4	0	0	0							

## MARTINSVILLE

*30-37; 3rd place, Appalachian League, North Division:  
Ramon Henderson, Mgr.*

PLAYER	AVG.	AB	H	HR	RBI	SB	PITCHERS	W-L	ERA	SV	IP	H	SO
Andino, Luis	.192	73	14	1	11	1	Aquiar, Douglas	2-2	5.56	0	45.1	46	42
Brinto, Domingo	.148	81	12	0	3	1	Bowser, Robert	2-2	3.90	1	32.1	30	35
Buckles, Matt	.190	58	11	0	4	2	Burger, Rob	2-4	4.65	0	40.2	47	54
Elliott, Zach	.358	151	54	2	19	13	Coggin, David	5-3	3.00	0	48.0	45	37
Hooker, Kevin	.335	179	60	9	46	2	Dunne, Brian	2-3	4.28	1	48.1	67	33
Janke, Jared	.242	149	36	3	27	5	Frace, Ryan	3-2	2.17	1	29.0	20	31
Kearney, Chad	.225	80	18	1	5	1	Kershner, Jason	4-2	5.14	0	63.0	67	64
Kennedy, Justin	.199	146	29	0	15	10	Knoll, Randy	0-3	8.83	0	17.1	21	22
Livingston, Clyde	.212	104	22	2	25	1	Kosek, Kory	1-0	2.37	2	19.0	10	17
Mata, Manuel	.400	5	2	0	2	0	Miller, Brian	6-4	5.16	3	45.1	46	35
O'Connor, Richard	.224	174	39	0	11	13	Mosquea, Alberto	0-0	4.58	0	19.2	13	15
Oliveros, Leonardo	.284	155	44	2	18	0	Noone, Bill	0-0	2.08	0	4.1	3	5
Raio, Domenick	.214	14	3	0	1	0	Pizarro, Melvin	0-0	6.23	0	17.1	20	17
Schreimann, Eric	.299	127	38	2	18	3	Reed, Kenny	0-1	7.43	0	23.0	29	15
Serafin, Ricardo	.189	53	10	1	4	4	Shumaker, Anthony	1-3	4.50	0	28.0	31	26
Serbio, Carmen	.229	83	19	2	12	0	Sikes, Jason	0-3	5.94	0	16.2	23	10
Stone, Matthew	.252	111	28	0	13	3	Tebbetts, Scott	1-3	2.25	9	32.0	31	30
Taylor, Reggie	.222	239	53	2	32	18	Yoder, Jason	1-2	5.40	0	28.1	33	23
Townsend, Terric	.286	14	4	0	1	1							
Wampler, Sam	.136	22	3	0	1	0							
Williams, Errick	.239	113	27	0	11	13							

### DID YOU KNOW?

Jim Command's first major league hit was a grand slam, July 11, 1954 for the Phillies off Carl Erskin at Brooklyn. He collected only three more hits in his major league career.

## 1996 MINOR LEAGUE PLAYERS

**ABRUE, ALEJANDRO ROJAS...**SS...HT: 5-9; WT: 145...B-T: S-R...BORN: March 2, 1978, La Vega, Dominican Republic...RESIDES: La Vega, Dominican Republic...OBTAINED: Signed as a free agent 7/15/95.

YEAR	CLUB	AVG.	G	AB	R	H	2B	3B	HR	RBI	BB	SO	SB	CS
1995	DOMINICAN SUMMER LEAGUE													

**AGUIAR, DOUGLAS JOSE...**RHP...HT: 6-0; WT: 160...B-T: R-R...BORN: February 20, 1977, Zulia, Venezuela...RESIDES: Zulia, Venezuela...OBTAINED: Signed as a free agent 11/16/94.

YEAR	CLUB	W-L	ERA	G	GS	CG	SHO	SV	IP	H	R	ER	BB	SO
1995	MARTINSVILLE	2-2	5.56	15	7	0	0	0	45.1	46	28	28	21	42

**AMADOR, MANUEL ALEXIS...**SS...HT: 6-0; WT: 160...B-T: S-R...BORN: November 21, 1975, Santo Domingo, Dominican Republic...RESIDES: Santo Domingo, Dominican Republic...OBTAINED: Signed as a free agent 1/9/93.

YEAR	CLUB	AVG.	G	AB	R	H	2B	3B	HR	RBI	BB	SO	SB	CS
1993	MARTINSVILLE	.235	61	234	38	55	7	1	9	35	26	49	5	1
1994	SPARTANBURG	.249	91	341	54	85	14	3	6	42	30	65	5	2
1995	PIEDMONT	.000	1	4	0	0	0	0	0	0	0	0	0	1
	CLEARWATER	.279	96	330	45	92	19	4	6	47	22	38	5	2

**ANDERSON, MARLON ORDELL...**2B...HT: 5-11; WT: 190...B-T: L-R...BORN: January 6, 1974, Montgomery, AL...RESIDES: Prattville, AL...EDUCATION: Graduated Prattville High School (AL); attended University of South Alabama...OBTAINED: Phillies 2nd pick in 1995 June draft...MISC: 1995 NY-PA League All Star team (post season); led NY-PA League in at bats (312) and highest fielding percentage (.985).

YEAR	CLUB	AVG.	G	AB	R	H	2B	3B	HR	RBI	BB	SO	SB	CS
1995	BATAVIA	.295	74	312	52	92	13	4	3	40	15	20	22	8

**ANGELI, DOUGLAS WILLIAM...**SS...HT: 5-10; WT: 180...B-T: R-R...BORN: January 7, 1971, Kenosha, WA...RESIDES: Springfield, IL...EDUCATION: Graduated Chatham Glenwood High School (Springfield, IL); attended University of New Orleans...OBTAINED: Phillies 16th pick in 1993 June draft.

YEAR	CLUB	AVG.	G	AB	R	H	2B	3B	HR	RBI	BB	SO	SB	CS
1993	BATAVIA	.218	75	252	20	55	7	3	0	15	18	33	5	6
1994	SPARTANBURG	.242	43	165	16	40	8	0	0	14	15	29	5	3
	CLEARWATER	.260	77	265	25	69	14	2	1	26	23	39	2	2
1995	CLEARWATER	.191	16	47	4	9	3	0	0	3	3	13	0	1

**ANTONINI, ADRIAN O...**RHP...HT: 6-3; WT: 220...B-T: R-R...BORN: July 27, 1972, Boston, MA...RESIDES: Miami, FL...EDUCATION: Graduated Miami Westminster High School (FL); attended Louisiana State University...OBTAINED: Phillies 16th pick in 1994 June draft.

YEAR	CLUB	W-L	ERA	G	GS	CG	SHO	SV	IP	H	R	ER	BB	SO
1994	BATAVIA	3-0	4.75	20	0	0	0	1	30.1	38	19	16	12	24
1995	BATAVIA	0-1	9.53	3	3	0	0	0	5.2	12	6	6	1	8
	PIEDMONT	2-0	3.80	6	5	0	0	0	21.1	19	10	9	2	26

**ARIAS, JOSE GABRIEL...**RHP...HT: 6-1; WT: 180...B-T: R-R...BORN: February 11, 1974, Santo Domingo, Dominican Republic...RESIDES: Santo Domingo, Dominican Republic...OBTAINED: Signed as a free agent 5/28/94.

YEAR	CLUB	W-L	ERA	G	GS	CG	SHO	SV	IP	H	R	ER	BB	SO
1994	DOMINICAN SUMMER LEAGUE													
1995	DOMINICAN SUMMER LEAGUE													

**BARBAO, JOSEPH MICHAEL...**RHP...HT: 6-1; WT: 190...B-T: R-R...BORN: April 18, 1972, Valparaiso, IN...RESIDES: Crown Point, IN...EDUCATION: Graduated Crown Point High School (IN); attended Vanderbilt University...OBTAINED: Signed as a free agent 6/27/94.

YEAR	CLUB	W-L	ERA	G	GS	CG	SHO	SV	IP	H	R	ER	BB	SO
1994	BATAVIA	2-2	2.59	22	0	0	0	6	31.1	35	12	9	4	26
1995	PIEDMONT	8-4	3.38	43	0	0	0	1	66.2	70	34	25	12	24

**BARNETT, MARTY LEE...RHP...HT: 6-3; WT: 210...B-T: R-R...BORN: March 10, 1974, Harlan, IA...RESIDES: Harlan, IA...EDUCATION: Graduated Harlan Community High School (IA); attended Iowa Western Community College and University of South Alabama...OBTAINED: Phillies 14th pick in 1995 June draft.**

YEAR CLUB	W-L	ERA	G	GS	CG	SHO	SV	IP	H	R	ER	BB	SO
1995 BATAVIA	1-6	6.20	10	10	0	0	0	49.1	67	45	34	10	32

**BEECH, LUCAS MATTHEW...LHP...HT: 6-2; WT: 190...B-T: L-L...BORN: January 20, 1972, Oakland, CA...RESIDES: San Antonio, TX...EDUCATION: Graduated Tom C. Clark High School (San Antonio, TX) and University of Houston...OBTAINED: Phillies 7th pick in 1994 June draft.**

YEAR CLUB	W-L	ERA	G	GS	CG	SHO	SV	IP	H	R	ER	BB	SO
1994 BATAVIA	2-1	1.93	4	3	0	0	0	18.2	9	4	4	12	27
SPARTANBURG	4-4	2.58	10	10	4	1	0	69.2	51	23	20	23	83
1995 CLEARWATER	9-4	4.19	15	15	0	0	0	86.0	87	45	40	30	85
READING	2-4	2.96	14	13	0	0	0	79.0	67	33	26	33	70

**BONILLA, ELYN ANTONIO...OF...HT: 6-0; WT: 180...B-T: R-R...BORN: December 7, 1977, La Vega, Dominican Republic...RESIDES: La Vega, Dominican Republic...OBTAINED: Signed as a free agent 11/14/95.**

YEAR CLUB	AVG.	G	AB	R	H	2B	3B	HR	RBI	BB	SO	SB	CS
-----------	------	---	----	---	---	----	----	----	-----	----	----	----	----

(Signed for 1996)

**BOWSER, ROBERT CRAIG...RHP...HT: 6-6; WT: 230...B-T: R-R...BORN: November 26, 1973, Indianapolis, IN...RESIDES: Indianapolis, IN...EDUCATION: Graduated Lawrence Central High School (Indianapolis, IN); attended St. Joseph College...OBTAINED: Signed as a free agent 6/9/95.**

YEAR CLUB	W-L	ERA	G	GS	CG	SHO	SV	IP	H	R	ER	BB	SO
1995 MARTINSVILLE	2-2	3.90	17	0	0	0	1	32.1	30	15	14	9	35

**BOYD, JASON PERNELL...RHP...HT: 6-2; WT: 165...B-T: R-R...BORN: February 23, 1973, St. Clair, IL...RESIDES: Edwardsville, IL...EDUCATION: Graduated Edwardsville High School (IL); attended John A. Logan College...OBTAINED: Phillies 8th pick in 1994 June draft.**

YEAR CLUB	W-L	ERA	G	GS	CG	SHO	SV	IP	H	R	ER	BB	SO
1994 MARTINSVILLE	3-7	4.17	14	13	1	0	0	69.0	65	46	32	32	45
1995 PIEDMONT	6-8	3.58	26	24	1	0	0	151.0	151	77	60	44	129

**BRITO, DOMINGO ANTONIO...SS...HT: 6-0; WT: 160...B-T: R-R...BORN: July 6, 1975, Moca, Dominican Republic...RESIDES: Moca, Dominican Republic...OBTAINED: Signed as a free agent 5/25/93.**

YEAR CLUB	AVG.	G	AB	R	H	2B	3B	HR	RBI	BB	SO	SB	CS
1993 DOMINICAN SUMMER LEAGUE													
1994 MARTINSVILLE	.123	32	73	5	9	2	0	0	3	7	31	1	2
1995 CLEARWATER	.000	1	1	0	0	0	0	0	0	0	1	0	0
MARTINSVILLE	.148	29	81	8	12	0	0	0	3	11	32	1	0
BATAVIA	.125	11	32	1	4	0	0	0	2	9	9	0	0

**BUCKLES, MATTHEW DAVID...OF/C...HT: 5-11; WT: 190...B-T: L-R...BORN: December 29, 1976, Palatka, FL...RESIDES: E. Palatka, FL...EDUCATION: Graduated Palatka High School (FL)...OBTAINED: Phillies 18th pick in 1995 June draft.**

YEAR CLUB	AVG.	G	AB	R	H	2B	3B	HR	RBI	BB	SO	SB	CS
1995 MARTINSVILLE	.190	22	58	6	11	2	0	0	4	2	17	2	0

**BURGER, ROBERT PAUL...RHP...HT: 6-1; WT: 175...B-T: R-R...BORN: March 25, 1976, Lancaster, PA...RESIDES: Willow Street, PA...EDUCATION: Graduated Lampeter/Strasburg High School (Lampeter, PA)...OBTAINED: Phillies 10th pick in 1994 June draft.**

YEAR CLUB	W-L	ERA	G	GS	CG	SHO	SV	IP	H	R	ER	BB	SO
1994 MARTINSVILLE	1-1	5.68	7	5	0	0	0	19.0	20	13	12	8	30
1995 MARTINSVILLE	2-4	4.65	9	9	0	0	0	40.2	47	25	21	23	54

**BURTON, ESSEX L...2B...HT: 5-9; WT: 180...B-T: R-R...BORN: May 16, 1969, San Diego, CA...RESIDES: San Diego, CA...EDUCATION: Attended Mesa Junior College and San Francisco State University...OBTAINED: Selected from Birmingham(Chicago White Sox) in the Rule 5 draft 12/4/95...MISC: Chicago White Sox 26th pick in 1991 June Draft.**

YEAR CLUB	AVG.	G	AB	R	H	2B	3B	HR	RBI	BB	SO	SB	CS
1991 GCL WHITE SOX	.278	50	194	37	54	5	2	0	17	26	27	21	8
UTICA	.276	15	58	11	16	0	0	0	4	8	12	8	2
1992 SOUTH BEND	.253	122	459	78	116	6	3	0	29	67	109	65	23
1993 SOUTH BEND	.255	134	501	95	128	6	8	1	36	85	94	74	24
1994 PRINCE WILLIAM	.284	131	503	94	143	22	10	3	50	67	88	66	19
1995 BIRMINGHAM	.255	142	554	95	141	15	2	1	43	80	79	60	22

**BUTLER, ROBERT FRANK JOHN...OF...HT: 5-11; WT: 185...B-T: L-L...BORN:** April 10, 1970, East York, Ontario...**RESIDES:** Toronto, Ontario...**EDUCATION:** Graduated East York Collegiate High School...**OBTAINED:** Acquired from the Toronto Blue Jays for a player to be named later, 12/5/94...**MISC:** Phillies Co-Player of the Month June 1995.

YEAR	CLUB	AVG.	G	AB	R	H	2B	3B	HR	RBI	BB	SO	SB	CS
1991	ST. CATHARINES	.338	76	311	71	105	16	5	7	45	20	21	33	15
1992	DUNEDIN	.358	92	391	67	140	13	7	4	41	22	36	19	14
1993	SYRACUSE	.284	55	208	30	59	11	2	1	14	15	29	7	5
	TORONTO	.271	17	48	8	13	4	0	0	2	7	12	2	2
1994	SYRACUSE	.263	25	95	16	25	6	1	1	11	8	12	2	0
	TORONTO	.176	41	74	13	13	0	1	0	5	7	8	0	1
1995	SCRANTON	.300	92	327	46	98	16	4	3	35	24	39	5	8

**CAINES, FRANKLYN...OF...HT: 6-2; WT: 170...B-T: R-R...BORN:** January 5, 1977, San Pedro de Macoris, Dominican Republic...**RESIDES:** San Pedro de Macoris, Dominican Republic...**OBTAINED:** Signed as a free agent 10/20/93.

YEAR	CLUB	AVG.	G	AB	R	H	2B	3B	HR	RBI	BB	SO	SB	CS
1994	DOMINICAN SUMMER LEAGUE													
1995	DOMINICAN SUMMER LEAGUE													

**CARVER, STEVEN GRADY...3B...HT: 6-3; WT: 215...B-T: L-R...BORN:** September 27, 1972, Houston, TX...**RESIDES:** Jacksonville, FL...**EDUCATION:** Graduated The Bolles School (Jacksonville, FL) and Stanford University...**OBTAINED:** Phillies 4th pick in 1995 June draft...**MISC:** 1995 NY-PA League All Star team (post season).

YEAR	CLUB	AVG.	G	AB	R	H	2B	3B	HR	RBI	BB	SO	SB	CS
1995	BATAVIA	.304	56	217	35	66	13	2	7	41	17	29	2	1

**CASTILLO, JORGE ARIAS...C...HT: 5-10; WT: 176...B-T: R-R...BORN:** October 10, 1977, Santo Domingo, Dominican Republic...**RESIDES:** Santo Domingo, Dominican Republic...**OBTAINED:** Signed as a free agent 11/9/94.

YEAR	CLUB	AVG.	G	AB	R	H	2B	3B	HR	RBI	BB	SO	SB	CS
1995	DOMINICAN SUMMER LEAGUE													

**CASTRO, RAFAEL...2B...HT: 6-2; WT: 155...B-T: R-R...BORN:** May 18, 1977, Los Llanos, Dominican Republic...**RESIDES:** Los Llanos, Dominican Republic...**OBTAINED:** Signed as a free agent 7/15/94.

YEAR	CLUB	AVG.	G	AB	R	H	2B	3B	HR	RBI	BB	SO	SB	CS
1995	DOMINICAN SUMMER LEAGUE													

**CENSALE, SILVIO J...LHP...HT: 6-2; WT: 195...B-T: L-L...BORN:** November 21, 1971, Jersey City, NJ...**RESIDES:** Lodi, NJ...**EDUCATION:** Graduated Paramus Catholic High School (NJ); attended University of Miami (FL)...**OBTAINED:** Phillies 10th pick in 1993 June draft...**MISC:** 1993 NYP All Star team (post season).

YEAR	CLUB	W-L	ERA	G	GS	CG	SHO	SV	IP	H	R	ER	BB	SO
1993	BATAVIA	5-2	2.08	9	9	1	0	0	52.0	39	20	12	19	54
1994														
1995	PIEDMONT	10-6	3.15	22	21	0	0	0	120.0	96	54	42	54	123

**COBURN, TODD...C...HT: 6-3; WT: 195...B-T: R-R...BORN:** February 26, 1972, Granada Hills, CA...**RESIDES:** Carson City, NV...**EDUCATION:** Graduated Earl Wooster High School; attended Cal Poly San Luis Obispo...**OBTAINED:** Signed as a free agent 2/19/95.

YEAR	CLUB	AVG.	G	AB	R	H	2B	3B	HR	RBI	BB	SO	SB	CS
1995	HUNTINGTON	.281	62	228	37	64	12	3	4	39	22	47	7	1

**COGGIN, DAVID RAYMOND...RHP...HT: 6-4; WT: 195...B-T: R-R...BORN:** October 30, 1976, Covina, CA...**RESIDES:** Upland, CA...**EDUCATION:** Graduated Upland High School (CA)...**OBTAINED:** Phillies sandwich pick between rounds 1 and 2 of 1995 June draft.

YEAR	CLUB	W-L	ERA	G	GS	CG	SHO	SV	IP	H	R	ER	BB	SO
1995	MARTINSVILLE	5-3	3.00	11	11	0	0	0	48.0	45	25	16	31	37

**CONTRERAS, JOSE RAFAEL...LHP...HT: 6-1; WT: 175...B-T: L-L...BORN:** June 20, 1978, Navarrete, Dominican Republic...**RESIDES:** Santiago, Dominican Republic...**OBTAINED:** Signed as a free agent 11/26/95.

YEAR	CLUB	W-L	ERA	G	GS	CG	SHO	SV	IP	H	R	ER	BB	SO

(Signed for 1996)

**CORNELIUS, JONATHAN MATTHEW...OF...HT: 6-1; WT: 195...B-T: R-R...BORN: November 30, 1973, Covina, CA...RESIDES: Covina, CA...EDUCATION: Graduated Charter Oak High School (Covina, CA); attended California State University-Los Angeles...OBTAINED: Phillies 42nd pick in 1995 June draft.**

YEAR	CLUB	AVG.	G	AB	R	H	2B	3B	HR	RBI	BB	SO	SB	CS
1995	BATAVIA	.262	68	263	29	69	11	4	3	41	22	59	4	2

**COSTA, TIMOTHY A. (TONY)...RHP...HT: 6-4; WT: 210...B-T: R-R...BORN: December 19, 1970, Hanford, CA...RESIDES: Lemoore, CA...EDUCATION: Graduated Lemoore High School (CA); attended University of Nevada Las Vegas ...OBTAINED: Phillies 16th pick in 1992 June draft.**

YEAR	CLUB	W-L	ERA	G	GS	CG	SHO	SV	IP	H	R	ER	BB	SO
1992	MARTINSVILLE	0-4	9.12	12	4	0	0	1	24.2	44	40	25	13	21
1993	BATAVIA	3-4	4.94	10	9	0	0	0	51.0	56	32	28	19	37
1994	SPARTANBURG	6-9	3.56	17	17	2	0	0	116.1	109	60	46	31	106
	CLEARWATER	3-5	4.21	8	8	1	1	0	47.0	44	25	22	31	27
1995	CLEARWATER	9-10	3.85	25	25	2	1	0	145.0	155	72	62	38	71

**COSTELLO, BRIAN D...OF...HT: 6-1; WT: 195...B-T: R-R...BORN: October 4, 1974, Columbia, SC...RESIDES: Orlando, FL...EDUCATION: Graduated Dr. Phillips High School (Orlando, FL)...OBTAINED: Phillies 13th pick in 1993 June draft.**

YEAR	CLUB	AVG.	G	AB	R	H	2B	3B	HR	RBI	BB	SO	SB	CS
1993	MARTINSVILLE	.254	80	209	28	53	8	1	5	19	37	52	6	3
1994	SPARTANBURG	.235	126	456	58	107	17	2	6	65	40	122	13	10
1995	CLEARWATER	.249	112	406	52	101	19	2	9	56	37	88	14	9

**COX, CHARLES EDWARD...C...HT: 6-2; WT: 190...B-T: R-R...BORN: January 28, 1973, Pasadena, TX...RESIDES: Pasadena, TX...EDUCATION: Graduated Sam Rayburn High School (Pasadena, TX); attended University of Texas-PanAmerican ...OBTAINED: Phillies 35th pick in 1995 June draft.**

YEAR	CLUB	AVG.	G	AB	R	H	2B	3B	HR	RBI	BB	SO	SB	CS
1995	BATAVIA	.218	38	124	13	27	4	2	0	11	11	41	2	0

**CRANE, TODD ANTHONY...OF...HT: 6-0; WT: 185...B-T: R-R...BORN: July 2, 1973, Atlanta, GA...RESIDES: Roswell, GA...EDUCATION: Graduated Roswell High School (GA); attended University of Georgia...OBTAINED: Phillies 26th pick in 1995 June draft.**

YEAR	CLUB	AVG.	G	AB	R	H	2B	3B	HR	RBI	BB	SO	SB	CS
1995	BATAVIA	.246	27	69	15	17	3	0	0	8	13	25	2	0

**CUBILLAN, TUBALCAIN...OF...HT: 6-1; WT: 195...B-T: R-R...BORN: July 2, 1977, Zulia, Venezuela...RESIDES: Zulia, Venezuela...OBTAINED: Signed as a free agent 9/8/95.**

YEAR	CLUB	AVG.	G	AB	R	H	2B	3B	HR	RBI	BB	SO	SB	CS

(Signed for 1996)

**DAWKINS, WALTER CHUSAC...OF...HT: 5-10; WT: 195...B-T: R-R...BORN: August 6, 1972, Panama City, Panama ...RESIDES: Garden Grove, CA...EDUCATION: Graduated La Quinta High School (Fountain Valley, CA); attended University of Southern California...OBTAINED: Phillies 15th pick in 1995 June draft.**

YEAR	CLUB	AVG.	G	AB	R	H	2B	3B	HR	RBI	BB	SO	SB	CS
1995	BATAVIA	.315	58	203	46	64	11	4	1	31	27	36	15	6

**DIAZ, LINARDO OLIVERAS...OF...HT: 6-0; WT: 165...B-T: R-R...BORN: December 30, 1974, Cabral, Dominican Republic ...RESIDES: Cabral, Dominican Republic...OBTAINED: Signed as a free agent 1/21/93.**

YEAR	CLUB	AVG.	G	AB	R	H	2B	3B	HR	RBI	BB	SO	SB	CS
1993	MARTINSVILLE	.221	35	68	12	15	1	0	3	12	12	28	3	2
1994	MARTINSVILLE	.235	56	200	33	47	5	2	2	22	20	44	13	6
1995	CLEARWATER	.212	11	33	1	7	1	0	0	1	3	7	0	0
	BATAVIA	.240	22	75	13	18	4	1	1	7	3	17	4	1
	PIEDMONT	.083	9	12	0	1	1	0	0	0	0	2	0	0

**DODD, ROBERT WAYNE...LHP...HT: 6-3; WT: 195...B-T: L-L...BORN: March 14, 1973, Kansas City, KS...RESIDES: Plano, TX...EDUCATION: Graduated Plano High School (TX); attended University of Florida...OBTAINED: Phillies 14th pick in 1994 June draft.**

YEAR	CLUB	W-L	ERA	G	GS	CG	SHO	SV	IP	H	R	ER	BB	SO
1994	BATAVIA	2-4	2.25	14	7	0	0	1	52.0	42	16	13	14	44
1995	CLEARWATER	8-7	3.16	26	26	0	0	0	151.0	145	61	53	58	110
	READING	0-0	0.00	1	0	0	0	0	1.1	0	0	0	2	0

**DOOLAN, BLAKE DWAYNE...RHP...HT: 6-0; WT: 175...B-T: R-R...BORN:** February 11, 1969, Pasadena, TX...**RESIDES:** Pasadena, TX...**EDUCATION:** Graduated Sam Rayburn High School (Pasadena, TX) and Northeast Louisiana University ...**OBTAINED:** Phillies 33rd pick in 1992 June draft...**MISC:** Phillies Pitcher of the Month April 1994...1995 Eastern League All Star Team (in season); led Eastern League in games (60).

YEAR	CLUB	W-L	ERA	G	GS	CG	SHO	SV	IP	H	R	ER	BB	SO
1992	BATAVIA	6-2	2.85	19	9	3	2	1	85.1	78	33	27	25	62
1993	SPARTANBURG	2-2	1.70	8	8	1	0	0	58.1	50	16	11	9	34
	READING	7-8	5.09	27	15	1	0	0	109.2	135	70	62	36	61
1994	CLEARWATER	0-0	0.00	9	0	0	0	5	10.1	3	0	0	0	12
	READING	3-2	5.35	50	0	0	0	6	67.1	70	45	40	28	42
1995	READING	11-5	2.22	60	0	0	0	16	73.0	63	22	18	27	50

**DUNCAN, JAN CARLOS...SS...HT: 6-1; WT: 155...B-T: R-R...BORN:** June 30, 1977, San Pedro de Macoris, Dominican Republic...**RESIDES:** San Pedro de Macoris, Dominican Republic...**OBTAINED:** Signed as a free agent 11/12/94.

YEAR	CLUB	AVG.	G	AB	R	H	2B	3B	HR	RBI	BB	SO	SB	CS
1995	DOMINICAN SUMMER LEAGUE													

**ELLIOTT, ZACHARY LEE...2B/SS...HT: 6-0; WT: 185...B-T: R-R...BORN:** September 1, 1973, Orange, CA...**RESIDES:** Tustin, CA...**EDUCATION:** Graduated Tustin High School (CA); attended University of California-Santa Barbara ...**OBTAINED:** Phillies 29th pick in 1995 June draft...**MISC:** 1995 led Appalachian League in hitting (.358) and on-base percentage (.484); Phillies Player of the Month August.

YEAR	CLUB	AVG.	G	AB	R	H	2B	3B	HR	RBI	BB	SO	SB	CS
1995	MARTINSVILLE	.358	45	151	46	54	10	4	2	19	32	30	13	5

**ESTAVIL, MAURICIO...LHP...HT: 6-0; WT: 185...B-T: L-L...BORN:** June 27, 1972, Madrid, Spain...**RESIDES:** Culver City, CA...**EDUCATION:** Graduated Culver City High School (CA); attended Pepperdine University...**OBTAINED:** Phillies 11th pick in 1994 June draft.

YEAR	CLUB	W-L	ERA	G	GS	CG	SHO	SV	IP	H	R	ER	BB	SO
1994	BATAVIA	3-2	3.89	14	5	0	0	1	39.1	43	23	17	17	31
1995	PIEDMONT	3-5	3.68	42	0	0	0	1	44.0	33	20	18	37	58

**EVANS, STANLEY EARL...OF...HT: 5-11; WT: 175...B-T: L-R...BORN:** December 17, 1970, Oak Hill, FL...**RESIDES:** Oak Hill, FL...**EDUCATION:** Graduated New Smyrna Beach High School (Oak Hill, FL); attended Seminole Community College ...**OBTAINED:** Phillies 10th pick in 1992 June draft...**MISC:** 1993 SAL All Star team (in season).

YEAR	CLUB	AVG.	G	AB	R	H	2B	3B	HR	RBI	BB	SO	SB	CS
1992	MARTINSVILLE	.396	14	53	12	21	7	1	0	10	7	3	5	0
	SPARTANBURG	.278	52	205	35	57	10	2	0	12	30	33	22	14
1993	SPARTANBURG	.273	83	275	52	75	13	2	1	24	46	48	17	12
	CLEARWATER	.271	39	133	13	36	5	1	0	12	14	12	4	3
1994	CLEARWATER	.220	73	205	27	45	10	0	1	23	25	40	3	4
1995	CLEARWATER	.248	89	286	34	71	5	3	0	32	29	33	10	5

**FAJARDO, ALEJANDRO...OF...HT: 6-0; WT: 175...B-T: R-R...BORN:** February 6, 1976, Moca, Dominican Republic...**RESIDES:** Moca, Dominican Republic ... **OBTAINED:** Signed as a free agent 11/10/94.

YEAR	CLUB	AVG.	G	AB	R	H	2B	3B	HR	RBI	BB	SO	SB	CS
1995	DOMINICAN SUMMER LEAGUE													

**FERGUSON, RYAN RAY...OF...HT: 6-6; WT: 225...B-T: L-L...BORN:** April 6, 1975, Hermiston, OR...**RESIDES:** Hermiston, OR...**EDUCATION:** Graduated Hermiston High School (OR) and Blue Mountain Community College...**OBTAINED:** Signed as a free agent 8/17/95.

YEAR	CLUB	AVG.	G	AB	R	H	2B	3B	HR	RBI	BB	SO	SB	CS

(Signed for 1996)

**FIORÉ, ANTHONY JAMES (TONY)...RHP...HT: 6-4; WT: 200...B-T: R-R...BORN:** October 12, 1971, Oak Park, IL...**RESIDES:** Chicago, IL...**EDUCATION:** Graduated Holy Cross High School (Oak Park, IL); attended Triton College...**OBTAINED:** Phillies 28th pick in 1992 June draft...**MISC:** 1994 shared lead in SAL for games started (28) and led in complete games (9).

YEAR	CLUB	W-L	ERA	G	GS	CG	SHO	SV	IP	H	R	ER	BB	SO
1992	MARTINSVILLE	2-3	4.18	17	2	0	0	0	32.1	32	20	15	30	29
1993	BATAVIA	2-8	3.05	16	16	1	0	0	97.1	82	51	33	40	55
1994	SPARTANBURG	12-13	4.10	28	28	9	1	0	166.2	162	94	76	77	113
1995	CLEARWATER	6-2	3.71	24	10	0	0	0	70.1	70	41	29	44	45

**FISHER, DAVID ALLEN...2B/SS...HT: 6-0; WT: 170...B-T: R-R...BORN:** February 26, 1970, Joplin, MO...**RESIDES:** Joplin, MO...**EDUCATION:** Graduated Joplin Senior High School (MO) and Missouri Southern University...**OBTAINED:** Phillies 29th pick in 1992 June draft...**MISC:** 1992 Appalachian League All Star team; Phillies Player of the Month July 1992...1994 led EL second basemen with fielding percentage (.974).

YEAR	CLUB	AVG.	G	AB	R	H	2B	3B	HR	RBI	BB	SO	SB	CS
1992	MARTINSVILLE	.303	50	188	31	57	14	0	3	42	30	27	5	1
	BATAVIA	.338	21	80	10	27	4	1	1	14	6	5	3	2
1993	CLEARWATER	.240	126	430	54	103	25	2	6	54	52	42	11	17
1994	READING	.250	118	412	57	103	24	3	7	42	57	65	5	6
1995	READING	.230	79	204	18	47	18	1	1	20	14	29	4	4

**FLORES, JOSE CARLOS...SS...HT: 5-11; WT: 180...B-T: R-R...BORN:** June 28, 1973, New York, NY...**RESIDES:** New York, NY...**EDUCATION:** Graduated Louis D. Brandeis High School (New York, NY); attended University of Texas...**OBTAINED:** Phillies 34th pick in 1994 June draft.

YEAR	CLUB	AVG.	G	AB	R	H	2B	3B	HR	RBI	BB	SO	SB	CS
1994	BATAVIA	.253	68	229	41	58	7	3	0	16	41	31	23	8
1995	CLEARWATER	.222	49	185	25	41	4	3	1	19	15	27	12	5
	PIEDMONT	.263	61	186	22	49	7	0	0	19	24	29	11	8

**FORD, BRIAN KEITH...LHP...HT: 6-3; WT: 210...B-T: R-L...BORN:** January 7, 1973, Augsburg, Germany...**RESIDES:** Hope Mills, NC...**EDUCATION:** Graduated South View Senior High School (Hope Mills, NC); attended Methodist College...**OBTAINED:** Phillies 22nd pick in 1995 June draft.

YEAR	CLUB	W-L	ERA	G	GS	CG	SHO	SV	IP	H	R	ER	BB	SO
1995	BATAVIA	3-1	1.18	29	0	0	0	10	38.0	23	8	5	5	44

**FOSTER, MARK DAMIEN...LHP...HT: 6-1; WT: 198...B-T: L-L...BORN:** December 24, 1971, Baltimore, MD...**RESIDES:** Severn, MD...**EDUCATION:** Graduated Old Mill High School (Millersville, MD) and University of Richmond...**OBTAINED:** Phillies 23rd pick in 1993 June draft.

YEAR	CLUB	W-L	ERA	G	GS	CG	SHO	SV	IP	H	R	ER	BB	SO
1993	MARTINSVILLE	1-9	4.93	13	13	0	0	0	69.1	77	55	38	42	50
1994	SPARTANBURG	4-2	4.46	32	0	0	0	11	42.1	41	23	21	24	40
	CLEARWATER	2-2	3.38	16	1	0	0	1	26.2	28	13	10	14	22
1995	READING	1-1	5.68	25	0	0	0	1	20.2	25	15	13	17	15
	CLEARWATER	0-1	5.40	24	0	0	0	1	23.1	30	17	14	10	13

**FRACE, RYAN MARTIN...RHP...HT: 6-2; WT: 200...B-T: R-R...BORN:** February 23, 1972...**RESIDES:** Fullerton, CA...**EDUCATION:** Graduated Sunny Hills High School (Fullerton, CA) and University of Arizona...**OBTAINED:** Signed as a free agent 7/16/95.

YEAR	CLUB	W-L	ERA	G	GS	CG	SHO	SV	IP	H	R	ER	BB	SO
1995	MARTINSVILLE	3-2	2.17	14	0	0	0	1	29.0	20	14	7	9	31

**FRANEK, THOMAS MICHAEL II...RHP...HT: 6-3; WT: 200...B-T: R-R...BORN:** November 16, 1970, Denver, CO...**RESIDES:** Colorado Springs, CO...**EDUCATION:** Graduated Poudre High School (Fort Collins, CO) and Mesa State College...**OBTAINED:** Phillies 5th pick in 1993 June draft.

YEAR	CLUB	W-L	ERA	G	GS	CG	SHO	SV	IP	H	R	ER	BB	SO
1993	BATAVIA	3-5	3.34	15	15	0	0	0	86.1	86	39	32	21	40
1994	SPARTANBURG	3-4	3.52	28	7	0	0	6	71.2	79	36	28	11	54
1995	CLEARWATER	0-0	3.55	9	0	0	0	0	12.2	12	6	5	3	9

**GAIKO, ROBERT STANLEY II...RHP...HT: 6-3; WT: 230...B-T: R-R...BORN:** April 14, 1973...**RESIDES:** Stillwater, OK...**OBTAINED:** Phillies 40th pick in 1995 June draft.

YEAR	CLUB	W-L	ERA	G	GS	CG	SHO	SV	IP	H	R	ER	BB	SO
1995	BATAVIA	1-1	8.18	20	0	0	0	0	33.0	50	34	30	11	25

**GARCIA, ANDRES...C...HT: 5-11; WT: 180...B-T: R-R...BORN:** November 30, 1977, San Pedro de Macoris, Dominican Republic...**RESIDES:** San Pedro de Macoris, Dominican Republic...**OBTAINED:** Signed as a free agent 11/15/95.

YEAR	CLUB	AVG.	G	AB	R	H	2B	3B	HR	RBI	BB	SO	SB	CS
------	------	------	---	----	---	---	----	----	----	-----	----	----	----	----

(Signed for 1996)

**GIRON, ALEJANDRO...OF...HT: 6-2; WT: 170...B-T: R-R...BORN:** April 26, 1979, Santo Domingo, Dominican Republic...**RESIDES:** Santo Domingo, Dominican Republic...**OBTAINED:** Signed as a free agent 10/3/95.

YEAR	CLUB	AVG.	G	AB	R	H	2B	3B	HR	RBI	BB	SO	SB	CS
------	------	------	---	----	---	---	----	----	----	-----	----	----	----	----

(Signed for 1996)

**GONZALES, ANTONIO LUNA...OF...HT: 5-11; WT: 162...B-T: R-R...BORN: December 13, 1978, Bari, Dominican Republic...RESIDES: Santo Domingo, Dominican Republic...OBTAINED: Signed as a free agent 7/2/95.**

YEAR	CLUB	AVG.	G	AB	R	H	2B	3B	HR	RBI	BB	SO	SB	CS
------	------	------	---	----	---	---	----	----	----	-----	----	----	----	----

(Signed for 1996)

**GRABLE, ROBERT M. (ROB)...3B...HT: 6-2; WT: 195...B-T: R-R...BORN: January 20, 1970, Plainview, NY...RESIDES: Bohemia, NY...EDUCATION: Graduated Connetquot High School (Bohemia, NY); attended St. John's University...OBTAINED: Purchased from Fayetteville (Detroit Tigers) 6/8/92...MISC: Detroit Tigers 23rd pick in 1991 June draft...Phillies Player of the Month April 1993; FSL All Star team (in season)...Phillies Player of the Month May 1995; Eastern League All Star team (post season).**

YEAR	CLUB	AVG.	G	AB	R	H	2B	3B	HR	RBI	BB	SO	SB	CS
1991	NIAGARA FALLS	.303	73	251	48	76	18	2	7	48	47	55	2	4
1992	FAYETTEVILLE	.273	24	77	9	21	5	1	0	10	12	16	3	3
	SPARTANBURG	.247	77	279	37	89	14	2	4	32	47	54	6	7
1993	CLEARWATER	.313	98	351	60	110	27	5	5	55	49	72	16	9
	READING	.233	37	120	10	28	4	1	1	10	18	27	2	1
1994	READING	.267	42	161	19	43	6	3	2	18	13	34	7	4
1995	SCRANTON	.228	26	83	7	19	4	0	3	11	7	34	3	0
	READING	.300	103	353	71	106	24	1	16	67	67	85	15	11

**GUILIANO, MATTHEW J...SS...HT: 5-7; WT: 175...B-T: R-R...BORN: October 7, 1972, Jamaica, NY...RESIDES: Ronkoykoma, NY...EDUCATION: Graduated Connetquot High School (NY) and Iona College...OBTAINED: Phillies 20th pick in 1994 June draft...MISC: 1995 SAL All Star Team (in season); led SAL in triples (12).**

YEAR	CLUB	AVG.	G	AB	R	H	2B	3B	HR	RBI	BB	SO	SB	CS
1994	MARTINSVILLE	.221	58	190	33	42	5	0	5	16	24	57	16	3
1995	PIEDMONT	.226	129	451	67	102	22	12	4	59	51	114	6	8

**GYSELMAN, JEFFREY RYAN...C...HT: 6-3; WT: 193...B-T: R-R...BORN: July 10, 1970, Seattle, WA...RESIDES: Bothell, WA...EDUCATION: Graduated Inglemoor High School (WA) and Portland State University...OBTAINED: Phillies 19th pick in 1993 June draft.**

YEAR	CLUB	AVG.	G	AB	R	H	2B	3B	HR	RBI	BB	SO	SB	CS
1993	BATAVIA	.192	36	120	7	23	5	2	0	8	8	33	1	1
1994	BATAVIA	.286	2	7	2	2	0	0	1	1	0	2	0	0
	SPARTANBURG	.071	12	28	4	2	0	0	0	2	3	8	0	0
1995	CLEARWATER	.172	26	64	8	11	0	0	0	3	6	14	0	0

**HAMILTON, PAUL ELLIOTT...RHP...HT: 6-4; WT: 185...B-T: R-R...BORN: October 25, 1974, Conroe, TX...RESIDES: Cleveland, TX...EDUCATION: Graduated Cleveland High School (TX)...OBTAINED: Phillies 8th pick in 1993 June draft...MISC: Phillies Pitcher of the Month July 1995.**

YEAR	CLUB	W-L	ERA	G	GS	CG	SHO	SV	IP	H	R	ER	BB	SO
1993	MARTINSVILLE	1-1	14.18	7	1	0	0	0	13.1	29	22	21	13	2
1994	MARTINSVILLE	3-4	5.97	19	2	0	0	0	34.2	49	28	23	8	25
1995	PIEDMONT	1-0	4.71	15	1	0	0	0	21.0	24	11	11	7	10
	BATAVIA	7-2	2.58	14	13	1	0	0	83.2	73	30	24	23	62

**HAWS, SCOTT ISAAC...C...HT: 6-0; WT: 190...B-T: L-R...BORN: January 11, 1972, Bristol, PA...RESIDES: Fairless Hills, PA...EDUCATION: Graduated Bishop Egan High School (Fairless Hills, PA) and Bucks County Community College...OBTAINED: Phillies 19th pick in 1992 June draft.**

YEAR	CLUB	AVG.	G	AB	R	H	2B	3B	HR	RBI	BB	SO	SB	CS
1992	MARTINSVILLE	.211	36	128	20	27	3	0	0	9	18	12	0	0
1993	SPARTANBURG	.244	73	234	23	57	7	0	1	21	37	44	2	3
1994	CLEARWATER	.232	64	181	18	42	8	1	1	14	27	19	0	1
	READING	.231	10	26	3	6	0	0	0	1	4	4	0	1
1995	CLEARWATER	.000	2	1	0	0	0	0	0	0	1	0	0	0

**HAYDEN, DAVID ANDREW...SS...HT: 5-11; WT: 170...B-T: R-R...BORN: December 1, 1969, Boyton Beach, FL...RESIDES: Okahumpka, FL...EDUCATION: Graduated Forest Hill High School (West Palm Beach, FL); attended Palm Beach Junior College and University of Tennessee...OBTAINED: Phillies 8th pick in 1991 June draft.**

YEAR	CLUB	AVG.	G	AB	R	H	2B	3B	HR	RBI	BB	SO	SB	CS
1991	BATAVIA	.222	50	158	16	35	2	0	0	9	13	24	3	1
1992	SPARTANBURG	.223	125	394	46	88	11	2	0	29	35	66	7	1
1993	CLEARWATER	.310	97	290	42	90	13	0	0	27	39	38	8	9
1994	READING	.252	87	234	27	59	9	1	4	24	27	56	3	1
1995	SCRANTON	.293	20	41	6	12	1	0	2	3	6	13	0	2
	READING	.234	68	192	22	45	6	0	3	11	26	39	0	3

**HEFLIN, BRONSON WAYNE...RHP...HT: 6-3; WT: 200...B-T: R-R...BORN: August 29, 1971, Clarksville, TN...RESIDES: Nashville, TN...EDUCATION: Graduated Donnellson Christian High School (TN) and University of Tennessee...OBTAINED: Phillies 37th pick in 1994 June draft...MISC: Previously drafted by New York Yankees (1990), but did not sign...Phillies Pitcher of the Month, August, 1995.**

YEAR	CLUB	W-L	ERA	G	GS	CG	SHO	SV	IP	H	R	ER	BB	SO
1994	BATAVIA	6-5	3.58	14	13	1	0	0	83.0	85	38	33	20	71
1995	CLEARWATER	2-3	2.95	57	0	0	0	21	61.0	52	25	20	21	84
	READING	0-0	0.00	1	0	0	0	0	1.0	0	0	0	1	2

**HELD, DANIEL RICHARD...C/1B...HT: 6-1; WT: 200...B-T: R-R...BORN: October 7, 1970, Hartford, WI...RESIDES: Neesho, WI...EDUCATION: Graduated Hartford High School (WI) and Waukesha County Technical College...OBTAINED: Phillies 42nd pick in 1993 June draft...MISC: 1994 SAL All Star team (in season)...1995 FSL All Star team (in season and post season); led FSL in HR (21), doubles (35), extra base hits (57) and tied for most games (134).**

YEAR	CLUB	AVG.	G	AB	R	H	2B	3B	HR	RBI	BB	SO	SB	CS
1993	BATAVIA	.205	45	151	18	31	8	1	3	16	16	40	2	3
1994	SPARTANBURG	.254	130	484	69	123	32	1	18	69	52	119	2	0
1995	CLEARWATER	.272	134	489	82	133	35	1	21	82	56	127	2	1
	READING	.500	2	4	2	2	1	0	1	3	2	1	1	0

**HERRMANN, GARY ALLEN...LHP...HT: 6-0; WT: 200...B-T: R-L...BORN: October 15, 1969, Houston, TX...RESIDES: Houston, TX...EDUCATION: Graduated Cypress Fairbanks High School (Cypress, TX); attended Southwest Texas State University...OBTAINED: Signed as a free agent 6/11/92...MISC: Phillies Pitcher of the Month July 1993.**

YEAR	CLUB	W-L	ERA	G	GS	CG	SHO	SV	IP	H	R	ER	BB	SO
1992	BATAVIA	1-3	4.89	11	6	0	0	0	38.2	41	30	21	16	35
1993	SPARTANBURG	7-3	3.13	13	13	0	0	0	83.1	74	40	29	31	76
1994	CLEARWATER	0-0	0.00	1	1	0	0	0	1.2	1	0	0	0	1
1995	CLEARWATER	7-2	3.60	42	3	0	0	3	70.0	64	31	28	28	56

**HILL, ERIC MARTIN...RHP...HT: 6-2; WT: 190...B-T: R-R...BORN: November 19, 1967, Knoxville, TN...RESIDES: Coryton, TN...EDUCATION: Graduated Horace Maynard High School (Maynardville, TN); attended Walter State University...OBTAINED: Phillies 43rd pick in 1990 June draft.**

YEAR	CLUB	W-L	ERA	G	GS	CG	SHO	SV	IP	H	R	ER	BB	SO
1990	BATAVIA	2-4	4.02	10	8	2	0	1	53.2	49	27	24	10	34
1991	SPARTANBURG	7-10	3.15	27	21	2	1	0	143.0	126	64	50	48	143
1992	CLEARWATER	4-1	3.25	5	5	0	0	0	27.2	26	13	10	7	18
	READING	5-4	4.78	25	15	1	0	0	98.0	111	61	52	24	61
1993	READING	2-3	4.59	21	7	0	0	0	68.2	72	44	35	30	37
1994	READING	8-4	4.62	46	6	0	0	2	89.2	94	52	46	33	77
1995	SCRANTON	4-3	4.30	21	0	0	0	2	23.0	24	13	11	9	16
	READING	4-3	2.90	38	0	0	0	4	59.0	55	23	19	27	52

**HOLMAN, CRAIG JEROME...RHP...HT: 6-1; WT: 195...B-T: S-R...BORN: March 13, 1969, Gadsden, AL...RESIDES: Attalla, AL...EDUCATION: Graduated Etowah High School (Attalla, AL); attended Jacksonville State University...OBTAINED: Phillies 22nd pick in 1991 June draft...MISC: Previously drafted by Toronto (1990), but did not sign...Phillies Pitcher of the Month July 1991...led Eastern League in complete games (4) in 1992.**

YEAR	CLUB	W-L	ERA	G	GS	CG	SHO	SV	IP	H	R	ER	BB	SO
1991	BATAVIA	6-2	1.93	15	12	0	0	0	79.1	67	27	17	22	53
1992	SPARTANBURG	9-6	3.70	25	24	3	1	0	143.1	153	72	59	39	129
1993	CLEARWATER	0-0	2.50	7	1	0	0	0	18.0	17	7	5	1	7
	READING	8-13	4.14	24	24	4	1	0	139.0	134	73	64	43	86
1994	READING	2-5	6.18	7	4	0	0	0	27.2	33	22	19	13	18
1995	READING	1-1	3.49	32	1	0	0	1	56.2	55	27	22	16	40

**HOOKER, KEVIN GRAHAM...2B/RHP...HT: 5-11; WT: 185...B-T: R-R...BORN: July 25, 1972, Perth, Australia...RESIDES: Corvallis, OR...EDUCATION: Graduated Crescent Valley High School (Corvallis, OR) and Oregon State University...OBTAINED: Phillies 31st pick in 1995 June draft...MISC: 1995 Appalachian League All Star team (post season); led league in slugging percentage (.587)**

YEAR	CLUB	AVG.	G	AB	R	H	2B	3B	HR	RBI	BB	SO	SB	CS
1995	MARTINSVILLE	.335	49	179	38	60	16	1	9	46	21	34	2	3
	PIEDMONT	.174	16	46	4	8	2	0	0	6	9	13	1	0

**HUFF, LAWRENCE RICHARD...SS/2B...HT: 6-0; WT: 175...B-T: R-R...BORN: January 24, 1972, Landstuhl, Germany...RESIDES: Las Vegas, NV...EDUCATION: Graduated Las Vegas High School (NV); attended Cal State Los Angeles...OBTAINED: Phillies 32nd pick in 1994 June draft...MISC: 1995 SAL All Star team (in season).**

YEAR	CLUB	AVG.	G	AB	R	H	2B	3B	HR	RBI	BB	SO	SB	CS
1994	MARTINSVILLE	.252	39	143	24	36	2	1	1	7	29	20	17	4
	BATAVIA	.224	20	67	13	15	1	0	0	2	12	10	5	0
1995	PIEDMONT	.272	130	481	86	131	26	4	1	51	74	64	26	8

MINOR LEAGUES

**HUMPHRY, TREVOR C...**RHP...HT: 6-2; WT: 210...B-T: R-R...BORN: October 31, 1971, Prescott, AR...RESIDES: Delight, AR...EDUCATION: Graduated Delight High School (AR) and Westark Community College...OBTAINED: Phillies 3rd pick in 1992 June draft.

YEAR	CLUB	W-L	ERA	G	GS	CG	SHO	SV	IP	H	R	ER	BB	SO
1992	MARTINSVILLE	1-8	4.78	16	9	0	0	1	64.0	74	44	34	42	61
	SPARTANBURG	0-0	0.00	2	0	0	0	2	2.0	0	0	0	0	1
1993	SPARTANBURG	1-7	11.78	10	9	0	0	0	36.2	57	54	48	29	29
	MARTINSVILLE	3-1	1.64	18	0	0	0	3	33.0	25	8	6	13	40
	CLEARWATER	0-1	6.75	9	0	0	0	0	13.1	18	11	10	13	7
1994	SPARTANBURG	1-1	6.61	12	0	0	0	1	16.1	20	14	12	6	15
1995	PIEDMONT	5-7	3.62	28	20	2	0	0	119.1	122	67	48	63	102

**JANKE, JARED TERRANCE...**1B...HT: 6-5; WT: 225...B-T: R-R...BORN: May 17, 1974, Whittier, CA...RESIDES: Coeur D'Alene, ID...EDUCATION: Graduated Diamond Bar High School (CA); attended University of California-Santa Barbara ... OBTAINED: Phillies 24th pick in 1995 June draft.

YEAR	CLUB	AVG.	G	AB	R	H	2B	3B	HR	RBI	BB	SO	SB	CS
1995	MARTINSVILLE	.242	46	149	24	36	11	0	3	27	26	25	5	1

**JUHL, MICHAEL ANDREW (MIKE)...**LHP...HT: 5-9; WT: 180...B-T: L-L...BORN: August 10, 1969, North Tarrytown, NY...RESIDES: Lake Katrine, NY ... EDUCATION: Graduated Kingslon High School (NY) and Florida Junior College...OBTAINED: Signed as a free agent 8/16/90...MISC: 1993 FSL All Star team (in season).

YEAR	CLUB	W-L	ERA	G	GS	CG	SHO	SV	IP	H	R	ER	BB	SO
1991	SPARTANBURG	3-2	2.92	25	0	0	0	1	49.1	43	23	16	7	45
1992	SPARTANBURG	5-5	3.52	41	0	0	0	1	64.0	54	28	25	15	83
1993	CLEARWATER	2-1	0.96	21	0	0	0	4	28.0	23	6	3	3	24
1994	CLEARWATER	0-4	5.56	18	0	0	0	0	22.2	30	18	14	13	14
1995	SCRANTON	0-0	0.00	1	0	0	0	0	0.1	0	0	0	0	1
	READING	1-8	4.27	49	0	0	0	6	46.1	43	32	22	28	39

**KARVALA, KYLE CRAIG...**LHP...HT: 6-3; WT: 220...B-T: L-L...BORN: February 11, 1971, Brookfield, WI...RESIDES: New Berlin, WI...EDUCATION: Graduated Eisenhower High School (WI), attended University of Wisconsin...OBTAINED: Phillies 31st pick in 1994 June draft.

YEAR	CLUB	W-L	ERA	G	GS	CG	SHO	SV	IP	H	R	ER	BB	SO
1994	MARTINSVILLE	5-1	2.66	21	0	0	0	2	40.2	29	17	12	16	48
1995	PIEDMONT	5-1	3.44	20	0	0	0	2	18.1	13	9	7	7	17

**KAWABATA, KYLE CEICHI...**RHP...HT: 5-11; WT: 190...B-T: R-R...BORN: January 2, 1974, Honolulu, HI...RESIDES: Kailua, HI...EDUCATION: Graduated Kailua High School (HI) and Washington State University...OBTAINED: Phillies 30th pick in 1995 June draft.

YEAR	CLUB	W-L	ERA	G	GS	CG	SHO	SV	IP	H	R	ER	BB	SO
1995	BATAVIA	2-0	3.58	18	0	0	0	0	32.2	34	16	13	5	30

**KENDALL, JEREMEY ALAN HILLIARD...**OF...HT: 5-9; WT: 170...B-T: R-R... BORN: September 3, 1971, Racine, WI... RESIDES: East Troy, WI...EDUCATION: Graduated East Troy High School (WI); attended Winona State University...OBTAINED: Phillies 26th pick in 1992 June draft...MISC: 1993 NYP All Star team (post season) ...1994 Led SAL in stolen bases (62); SAL All Star team (in season and post season).

YEAR	CLUB	AVG.	G	AB	R	H	2B	3B	HR	RBI	BB	SO	SB	CS
1992	MARTINSVILLE	.280	48	200	36	56	8	2	3	23	13	41	14	5
1993	BATAVIA	.280	73	275	48	77	17	4	1	23	27	60	31	13
1994	SPARTANBURG	.287	133	515	98	148	32	7	8	60	57	128	62	27
1995	CLEARWATER	.215	36	135	18	29	1	2	3	10	14	40	15	5

**KENNEDY, JUSTIN RAYMOND...**OF...HT: 6-1; WT: 185...B-T: L-L...BORN: August 16, 1977, Bastrop, LA...RESIDES: Bastrop, LA...EDUCATION: Graduated Bastrop (LA) High School...OBTAINED: Phillies 38th pick in 1995 June draft.

YEAR	CLUB	AVG.	G	AB	R	H	2B	3B	HR	RBI	BB	SO	SB	CS
1995	MARTINSVILLE	.199	43	146	11	29	7	1	0	15	7	36	10	0

**KERSHNER, JASON ASHLEY...**LHP...HT: 6-2; WT: 165...B-T: L-L...BORN: December 19, 1976, Scottsdale, AZ...RESIDES: Scottsdale, AZ... EDUCATION: Graduated Saguaro High School (Scottsdale, AZ)...OBTAINED: Phillies 12th pick in 1995 June draft.

YEAR	CLUB	W-L	ERA	G	GS	CG	SHO	SV	IP	H	R	ER	BB	SO
1995	MARTINSVILLE	4-2	5.14	13	13	0	0	0	63.0	67	42	36	29	64

**KEY, JEFFREY SHERARD...OF...HT: 6-1; WT: 195...B-T: L-R...BORN: November 11, 1974, Covington, GA...RESIDES: Covington, GA...EDUCATION: Graduated Newton County High School (GA)...OBTAINED: Phillies 4th pick in 1993 June draft.**

YEAR	CLUB	AVG.	G	AB	R	H	2B	3B	HR	RBI	BB	SO	SB	CS
1993	MARTINSVILLE	.251	61	219	37	55	8	1	10	35	26	69	8	5
1994	SPARTANBURG	.218	25	87	7	19	2	1	1	14	7	39	0	0
	BATAVIA	.270	49	185	25	50	6	7	3	32	14	41	11	1
1995	PIEDMONT	.258	111	384	55	99	18	6	10	54	26	100	5	7

**KIMM, MATTHEW TYSON...SS/2B...HT: 6-0; WT: 170...B-T: S-R...BORN: November 30, 1972, Sarasota, FL...RESIDES: Amana, IA...EDUCATION: Graduated Norway High School (IA); attended Creighton University...OBTAINED: Phillies 21st pick in 1995 June draft.**

YEAR	CLUB	AVG.	G	AB	R	H	2B	3B	HR	RBI	BB	SO	SB	CS
1995	BATAVIA	.270	14	37	8	10	2	0	0	6	6	6	0	0

**KNOLL, RANDY GEORGE...RHP...DHT: 6-4; WT: 190...B-T: R-R...BORN: March 21, 1977, Corona, CA...RESIDES: Corona, CA...EDUCATION: Graduated Corona High School (CA)...OBTAINED: Phillies 3rd pick in 1995 June draft.**

YEAR	CLUB	W-L	ERA	G	GS	CG	SHO	SV	IP	H	R	ER	BB	SO
1995	MARTINSVILLE	0-3	8.83	6	6	0	0	0	17.1	21	18	17	9	22

**KOELLING, BRIAN W...2B...HT: 6-1; WT: 185...B-T: R-R...BORN: June 11, 1969, Cincinnati, OH...RESIDES: Cleves, OH...EDUCATION: Graduated Taylor High School (Cincinnati, OH); attended Bowling Green State University...OBTAINED: Acquired from Cincinnati 8/8/95 as compensation for Mariano Duncan waiver claim...MISC: Cincinnati Reds 14th pick in 1991 June draft.**

YEAR	CLUB	AVG.	G	AB	R	H	2B	3B	HR	RBI	BB	SO	SB	CS
1991	BILLINGS	.353	22	85	17	30	7	1	2	13	14	23	6	2
	CEDAR RAPIDS	.259	35	147	27	38	6	0	1	12	14	39	22	8
1992	CEDAR RAPIDS	.263	129	460	81	121	18	7	5	43	49	137	47	16
1993	CHATTANOOGA	.277	110	430	64	119	17	6	4	47	32	105	34	13
	INDIANAPOLIS	.222	2	9	1	2	0	0	0	0	0	1	0	1
	CINCINNATI	.067	7	15	2	1	0	0	0	0	0	2	0	0
1994	CHATTANOOGA	.280	92	343	54	96	11	5	3	31	24	64	27	18
	INDIANAPOLIS	.151	19	53	6	8	0	0	0	0	2	14	4	2
1995	CHATTANOOGA	.296	107	432	71	128	21	7	3	44	40	63	30	12
	SCRANTON	.264	16	53	5	14	1	0	0	3	1	14	3	1

**KOSEK, KORY MICHAEL...RHP...HT: 6-1; WT: 175...B-T: R-R...BORN: August 8, 1973, Hutchinson, MN...RESIDES: Glencoe, MN...EDUCATION: Graduated Glencoe High School (MN); attended Mankato State College...OBTAINED: Phillies 32nd pick in 1995 June draft.**

YEAR	CLUB	W-L	ERA	G	GS	CG	SHO	SV	IP	H	R	ER	BB	SO
1995	MARTINSVILLE	1-0	2.37	9	0	0	0	2	19.0	10	5	5	4	17
	PIEDMONT	1-2	0.00	15	0	0	0	3	20.1	13	8	0	5	24

**LEAMAN, JEFFREY LYNN...3B/C/RHP...HT: 6-1; WT: 195...B-T: R-R...BORN: December 30, 1972, Watsonville, CA...RESIDES: Litchfield, CA...EDUCATION: Graduated Lassen Union High School (Susanville, CA); attended Lassen Junior College and Indiana State University...OBTAINED: Phillies 43rd pick in 1995 June draft.**

YEAR	CLUB	AVG.	G	AB	R	H	2B	3B	HR	RBI	BB	SO	SB	CS
1995	BATAVIA	.264	62	220	30	58	10	1	4	22	20	55	2	4

**LIVINGSTON, CLYDE MARVIN...C...HT: 5-10; WT: 191...B-T: L-R...BORN: February 28, 1973, Newberry, SC...RESIDES: Prosperity, SC...EDUCATION: Graduated Mid-Carolina High School (Prosperity, SC); attended Newberry College...OBTAINED: Phillies 44th pick in 1995 June draft.**

YEAR	CLUB	AVG.	G	AB	R	H	2B	3B	HR	RBI	BB	SO	SB	CS
1995	MARTINSVILLE	.212	33	104	15	22	5	2	2	25	8	22	1	0

**MAGEE, WENDELL ERROL...OF...HT: 6-0; WT: 220...B-T: R-R...BORN: August 3, 1972, Hattiesburg, MS...RESIDES: Hattiesburg, MS...EDUCATION: Graduated Hattiesburg High School (MS); attended Samford University...OBTAINED: Phillies 12th pick in 1994 June draft...MISC: Phillies Co-Player of the Month July 1994...Phillies Co-Player of the Month June 1995; 1995 FSL All Star team (in season and post season); led FSL in hitting (.353); co-winner Paul Owens Award for best player in Phillies organization.**

YEAR	CLUB	AVG.	G	AB	R	H	2B	3B	HR	RBI	BB	SO	SB	CS
1994	BATAVIA	.279	63	229	42	64	12	4	2	35	16	24	10	2
1995	CLEARWATER	.353	96	388	67	137	24	5	6	46	33	40	7	10
	READING	.294	39	136	17	40	9	1	3	21	21	17	3	4

**MANAHAN, ANTHONY C...**2B...HT: 6-0; WT: 190...B-T: R-R...BORN: December 15, 1968, Elizabeth, NJ...RESIDES: Fort Worth, TX...EDUCATION: Graduated Horizon High School (Scottsdale, AZ); attended Arizona State University...OBTAINED: Acquired from Seattle Mariners 11/18/94 on waiver claim.

YEAR	CLUB	AVG.	G	AB	R	H	2B	3B	HR	RBI	BB	SO	SB	CS
1990	SAN BERNARDINO	.318	51	198	46	63	10	2	7	30	24	35	8	1
1991	JACKSONVILLE	.254	113	410	67	104	23	2	7	45	54	81	11	6
1992	JACKSONVILLE	.257	134	505	70	130	24	6	8	49	39	76	24	11
1993	CALGARY	.302	117	451	70	136	31	4	3	62	38	48	19	4
1994	CALGARY	.285	78	295	48	84	21	1	4	36	24	22	7	2
1995	SCRANTON	.288	90	299	36	86	11	1	3	32	28	39	6	1

**MANNING, LEONARD PAUL...**LHP...HT: 6-2; WT: 195...B-T: L-L...BORN: December 30, 1971, Minneapolis, MN...RESIDES: New Brighton, MN...EDUCATION: Graduated Mounds View High School (MN); attended University of Wisconsin...OBTAINED: Phillies 44th pick in 1994 June draft...MISC: 1995 SAL All Star Team (in season).

YEAR	CLUB	W-L	ERA	G	GS	CG	SHO	SV	IP	H	R	ER	BB	SO
1994	MARTINSVILLE	2-4	3.60	15	4	1	0	0	45.0	40	26	18	32	57
1995	PIEDMONT	10-10	2.64	27	26	1	0	0	160.0	130	68	47	58	154

**MARTINEZ, CALEB...**LHP...HT: 6-2; WT: 205...B-T: L-L...BORN: February 10, 1977, Villa Clara, Cuba...RESIDES: Hialeah, FL...EDUCATION: Graduated Florida Bible Christian School...OBTAINED: Phillies 6th pick in 1995 June draft.

YEAR	CLUB	W-L	ERA	G	GS	CG	SHO	SV	IP	H	R	ER	BB	SO
------	------	-----	-----	---	----	----	-----	----	----	---	---	----	----	----

(Signed for 1996)

**MATA, MANUEL ANTONIO...**INF...HT: 6-1; WT: 178...B-T: L-L...BORN: July 15, 1976, Caracas, Venezuela...RESIDES: Caracas, Venezuela...EDUCATION: Graduated Instituto Jose Felix Rivas...OBTAINED: Signed as a free agent 8/15/94.

YEAR	CLUB	AVG.	G	AB	R	H	2B	3B	HR	RBI	BB	SO	SB	CS
1995	MARTINSVILLE	.400	1	5	1	2	0	0	0	2	0	0	0	0

**MCCONNELL, CHAD M...**OF...HT: 6-1; WT: 180...B-T: R-R...BORN: October 13, 1970, Sioux Falls, SD...RESIDES: Sioux Falls, SD...EDUCATION: Graduated O'Gorman High School (Sioux Falls, SD); attended Creighton University...OBTAINED: Phillies 1st pick in 1992 June draft.

YEAR	CLUB	AVG.	G	AB	R	H	2B	3B	HR	RBI	BB	SO	SB	CS
1993	CLEARWATER	.240	90	300	43	72	17	3	6	37	51	98	9	5
1994	CLEARWATER	.317	29	101	19	32	3	3	4	19	18	28	2	1
	READING	.232	88	267	30	62	9	3	6	41	24	86	7	5
1995	READING	.276	94	319	46	88	12	1	11	52	27	59	8	3

**MCMULLEN, JON LEE...**1B/3B...HT: 6-0; WT: 240...B-T: L-R...BORN: November 30, 1973, Oxnard, CA...RESIDES: Ventura, CA...EDUCATION: Graduated Rio Mesa High School (Oxnard, CA)...OBTAINED: Phillies 8th pick in 1992 June draft...MISC: Phillies Player of the Month April 1994.

YEAR	CLUB	AVG.	G	AB	R	H	2B	3B	HR	RBI	BB	SO	SB	CS
1992	MARTINSVILLE	.258	27	89	8	23	9	0	2	14	24	17	0	0
1993	BATAVIA	.293	65	249	31	73	13	2	6	37	21	58	2	1
1994	SPARTANBURG	.297	65	256	42	76	14	2	12	53	15	56	1	2
1995	CLEARWATER	.237	30	118	17	28	7	0	1	14	20	19	0	0

**MEJIA, JUAN JOSE...**SS...HT: 6-0; WT: 150...B-T: R-R...BORN: November 22, 1973, San Pedro de Macoris, Dominican Republic...RESIDES: San Pedro de Macoris, Dominican Republic...OBTAINED: Signed as a free agent 8/5/93.

YEAR	CLUB	AVG.	G	AB	R	H	2B	3B	H	RBI	BB	SO	SB	CS
1994	DOMINICAN SUMMER LEAGUE													
1995	DOMINICAN SUMMER LEAGUE													

**MENDES, JAIME ALVARADO...**RHP...HT: 5-10; WT: 188...B-T: R-R...BORN: April 6, 1973, Las Cruces, NM...RESIDES: Las Cruces, NM...EDUCATION: Graduated Oñate High School (Las Cruces, NM); attended New Mexico State University...OBTAINED: Phillies 46th pick in 1995 June draft.

YEAR	CLUB	W-L	ERA	G	GS	CG	SHO	SV	IP	H	R	ER	BB	SO
1995	BATAVIA	1-1	3.92	30	0	0	0	3	41.1	50	23	18	6	35

**MENSINK, BRIAN JAY...**RHP...HT: 6-4; WT: 215...B-T: R-R...BORN: November 1, 1973, Rochester, MN...RESIDES: Rochester, MN...EDUCATION: Graduated Mayo High School (Rochester, MN); attended University of Minnesota...OBTAINED: Phillies 10th pick in June 1995 draft.

YEAR	CLUB	W-L	ERA	G	GS	CG	SHO	SV	IP	H	R	ER	BB	SO
1995	BATAVIA	4-1	2.98	11	8	0	0	0	48.1	56	23	16	10	37

**MERCEDES, MARTIN...LHP...HT: 6-0; WT: 160...B-T: L-L...BORN: December 24, 1977, La Victoria, Dominican Republic...RESIDES: Mal Nombre, Dominican Republic...OBTAINED: Signed as a free agent 11/15/95.**

YEAR	CLUB	W-L	ERA	G	GS	CG	SHO	SV	IP	H	R	ER	BB	SO
(Signed for 1996)														

**METHENEY, MICHAEL NELSON...RHP...HT: 6-4; WT: 210...B-T: R-R...BORN: June 14, 1971, Roanoke, VA...RESIDES: Salem, VA...EDUCATION: Graduated Salem High School (VA); attended Clinch Valley College...OBTAINED: Phillies 9th pick in 1993 June draft...MISC: 1995 led FSL in games (59).**

YEAR	CLUB	W-L	ERA	G	GS	CG	SHO	SV	IP	H	R	ER	BB	SO
1993	BATAVIA	3-0	2.96	7	7	0	0	0	27.1	24	10	9	7	16
1994	CLEARWATER	3-5	4.97	12	11	0	0	0	63.1	77	42	35	18	28
	SPARTANBURG	3-4	2.50	8	8	2	0	0	50.1	43	17	14	12	30
1995	CLEARWATER	5-5	3.00	59	0	0	0	1	72.0	65	32	24	25	38

**MILLAN, ADAN NUNEZ...C...HT: 6-0; WT: 195...B-T: R-R...BORN: March 26, 1972, Los Angeles, CA...RESIDES: Montebello, CA...EDUCATION: Graduated Schurr High School (CA); attended Cal State Fullerton...OBTAINED: Phillies 28th pick in 1994 June draft.**

YEAR	CLUB	AVG.	G	AB	R	H	2B	3B	HR	RBI	BB	SO	SB	CS
1994	BATAVIA	.321	17	53	10	17	4	0	0	11	10	6	0	0
	SPARTANBURG	.268	48	153	20	41	12	0	4	29	33	21	1	1
1995	READING	.350	10	20	3	7	3	0	1	7	4	3	0	0
	PIEDMONT	.294	107	394	68	116	25	2	10	64	44	45	1	4

**MILLER, BRIAN LEE...RHP...HT: 6-0; WT: 200...B-T: R-R...BORN: January 26, 1973, Two Rivers, WI...RESIDES: Two Rivers, WI...EDUCATION: Graduated Washington High School (Two Rivers, WI); attended Marian College...OBTAINED: Phillies 20th pick in 1995 June draft.**

YEAR	CLUB	W-L	ERA	G	GS	CG	SHO	SV	IP	H	R	ER	BB	SO
1995	MARTINSVILLE	6-4	5.16	23	0	0	0	3	45.1	46	28	26	15	35

**MITCHELL, COURTNEY W...LHP...HT: 5-9; WT: 178...B-T: S-L...BORN: November 20, 1972, New Orleans, LA...RESIDES: Garyville, LA...EDUCATION: Graduated East St. John High School (LA); attended Grambling State University...OBTAINED: Phillies 36th pick in 1994 June draft.**

YEAR	CLUB	W-L	ERA	G	GS	CG	SHO	SV	IP	H	R	ER	BB	SO
1994	MARTINSVILLE	0-1	6.59	17	0	0	0	0	27.1	31	28	20	22	27
1995	PIEDMONT	0-1	10.38	5	0	0	0	0	4.1	7	5	5	5	3
	BATAVIA	0-5	4.89	28	0	0	0	1	42.1	46	28	23	23	40

**MOLER, JASON TROY...3B...HT: 6-1; WT: 195...B-T: R-R...BORN: October 29, 1968, Fresno, CA...RESIDES: Yorba Linda, CA...EDUCATION: Graduated Esperanza High School (Anaheim, CA); attended University of Illinois and Cal State Fullerton...OBTAINED: Phillies 4th pick in 1992 June draft...MISC: 1993 FSL All Star team (in season).**

YEAR	CLUB	AVG.	G	AB	R	H	2B	3B	HR	RBI	BB	SO	SB	CS
1993	CLEARWATER	.289	97	350	59	101	17	2	15	64	46	40	5	7
	READING	.283	38	138	15	39	11	0	2	19	12	31	1	1
1994	READING	.294	78	285	37	81	13	3	4	37	29	21	7	6
	SCRANTON	.243	44	144	16	35	9	1	2	16	18	26	2	2
1995	READING	.265	22	83	17	22	3	0	2	14	12	13	2	2

**MONTERO, FRANCISCO...RHP...HT: 6-2; WT: 170...B-T: R-R...BORN: January 6, 1976, Barahona, Dominican Republic...RESIDES: Barahona, Dominican Republic...OBTAINED: Signed as a free agent 2/3/94.**

YEAR	CLUB	W-L	ERA	G	GS	CG	SHO	SV	IP	H	R	ER	BB	SO
1994	DOMINICAN SUMMER LEAGUE													
1995	DOMINICAN SUMMER LEAGUE													

**MOSQUEA, ALBERTO...RHP...HT: 6-1; WT: 145...B-T: R-R...BORN: September 4, 1975, Santo Domingo, Dominican Republic...RESIDES: Santo Domingo, Dominican Republic...OBTAINED: Signed as a free agent 4/23/93.**

YEAR	CLUB	W-L	ERA	G	GS	CG	SHO	SV	IP	H	R	ER	BB	SO
1993	DOMINICAN SUMMER LEAGUE													
1994	DOMINICAN SUMMER LEAGUE													
1995	MARTINSVILLE	0-0	4.58	9	3	0	0	0	19.2	13	10	10	25	15

**MUNCY, MICHAEL C...**SS...HT: 6-0; WT: 165...B-T: R-R...BORN: July 23, 1972, Denver, CO...RESIDES: Camarillo, CA...EDUCATION: Graduated Camarillo High School (CA) and Ventura Junior College...OBTAINED: Phillies 30th pick in 1993 June draft...MISC: Previously drafted by New York Yankees (1991) and Kansas City Royals (1992), but did not sign.

YEAR	CLUB	AVG.	G	AB	R	H	2B	3B	HR	RBI	BB	SO	SB	CS
1993														
1994														
1995														

**NORTHEIMER, JAMES SERAPIO...C...**HT: 5-10; WT: 176...B-T: R-R...BORN: July 5, 1972, Sacramento, CA...RESIDES: Sacramento, CA...EDUCATION: Graduated Sacramento High School (CA); attended Sacramento Junior College and University of Tennessee...OBTAINED: Phillies 17th pick in 1994 June draft...MISC: Previously drafted by New York Mets (1990), but did not sign...1995 SAL All Star team (in season).

YEAR	CLUB	AVG.	G	AB	R	H	2B	3B	HR	RBI	BB	SO	SB	CS
1994	BATAVIA	.264	45	144	16	38	9	2	2	20	14	22	0	5
1995	PIEDMONT	.291	115	392	56	114	24	4	1	54	53	72	9	4
	CLEARWATER	.318	6	19	1	6	1	0	0	5	3	4	0	0

**NUNEVILLER, THOMAS FRANKLIN (TOM)...OF/1B...**HT: 6-3; WT: 210...B-T: R-R...BORN: May 15, 1969, Sellersville, PA...RESIDES: Ottsville, PA...EDUCATION: Graduated Penridge High School (Perkasie, PA); attended West Chester University...OBTAINED: Phillies 5th pick in 1990 June draft.

YEAR	CLUB	AVG.	G	AB	R	H	2B	3B	HR	RBI	BB	SO	SB	CS
1990	BATAVIA	.232	71	259	36	60	10	0	9	31	30	45	15	4
1991	CLEARWATER	.283	124	446	77	126	31	5	2	54	48	52	18	9
1992	READING	.309	47	165	31	51	6	2	4	23	14	25	3	4
1993	READING	.230	71	226	24	52	11	0	2	32	16	23	3	0
1994	READING	.267	49	191	30	51	10	2	5	29	11	21	4	2
	SCRANTON	.259	80	266	25	69	16	1	2	28	19	35	4	0
1995	CLEARWATER	.233	12	43	2	10	2	0	0	6	4	6	0	0

**NUNEZ, ENRIQUE (BRITO)...RHP...**HT: 6-0; WT: 145...B-T: R-R...BORN: May 11, 1978, Bona, Dominican Republic...RESIDES: Bona, Dominican Republic...OBTAINED: Signed as a free agent 5/11/95.

YEAR	CLUB	W-L	ERA	G	GS	CG	SHO	SV	IP	H	R	ER	BB	SO
1995	DOMINICAN SUMMER LEAGUE													

**NYARI, PETER EMRE...RHP...**HT: 5-11; WT: 200...B-T: R-R...BORN: September 4, 1971, Erie, PA...RESIDES: Erie, PA...EDUCATION: Graduated Tech Memorial High School (PA); attended Edinboro University...OBTAINED: Phillies 15th pick in 1994 June draft.

YEAR	CLUB	W-L	ERA	G	GS	CG	SHO	SV	IP	H	R	ER	BB	SO
1994	BATAVIA	5-1	2.77	14	10	0	0	2	52.0	33	22	16	35	59
1995	PIEDMONT	5-1	4.52	35	1	0	0	1	61.2	58	40	31	39	49

**NYE, RYAN CRAIG...RHP...**HT: 6-2; WT: 195...B-T: R-R...BORN: June 24, 1973, Biloxi, MS...RESIDES: Cameron, OK...EDUCATION: Graduated Cameron High School (OK); attended Westark Community College and Texas Tech University...OBTAINED: Phillies 2nd pick in 1994 June draft...MISC: Previously drafted by Seattle (1991, 1992), but did not sign.

YEAR	CLUB	W-L	ERA	G	GS	CG	SHO	SV	IP	H	R	ER	BB	SO
1994	BATAVIA	7-2	2.64	13	12	1	0	0	71.2	64	27	21	15	71
1995	CLEARWATER	12-7	3.40	27	27	5	1	0	167.0	164	71	83	33	116

**O'CONNOR, BRIAN PATRICK...RHP...**HT: 6-1; WT: 190...B-T: R-R...BORN: April 21, 1971, Omaha, NE...RESIDES: Council Bluffs, IA...EDUCATION: Graduated St. Albert High School (Council Bluffs, IA) and Creighton University...OBTAINED: Phillies 29th pick in 1993 June draft.

YEAR	CLUB	W-L	ERA	G	GS	CG	SHO	SV	IP	H	R	ER	BB	SO
1993	MARTINSVILLE	3-2	4.28	8	7	0	0	0	40.0	48	23	19	11	34
1994														
1995														

**O'CONNOR, RICHARD ALAN...SS...**HT: 6-1; WT: 185...B-T: R-R...BORN: September 23, 1972, LaPorte, IN...RESIDES: Walkerton, IN...EDUCATION: Graduated John Glenn High School (Walkerton, IN) and Valparaiso University...OBTAINED: Phillies 34th pick in 1995 June draft.

YEAR	CLUB	AVG.	G	AB	R	H	2B	3B	HR	RBI	BB	SO	SB	CS
1995	MARTINSVILLE	.224	53	174	27	39	4	1	0	11	26	52	13	8

**OLIVEROS, JESUS...1B...HT: 5-11; WT: 175...B-T: L-L...BORN:** January 1, 1979, Mundo Nuevo, Anzoategui, Venezuela...**RESIDES:** Maturin, Monagas, Venezuela ... **OBTAINED:** Signed as a free agent 9/20/95.

YEAR	CLUB	AVG.	G	AB	R	H	2B	3B	HR	RBI	BB	SO	SB	CS
------	------	------	---	----	---	---	----	----	----	-----	----	----	----	----

(Signed for 1996)

**OLIVEROS, LEONARDO...C...HT: 5-10; WT: 185...B-T: S-R...BORN:** December 1, 1975, Mundo Nuevo, Anzoategui, Venezuela...**RESIDES:** Maturin, Monagas, Venezuela ...**EDUCATION:** Graduated Miguel Jose Sans High School...**OBTAINED:** Signed as a free agent 11/20/93...**MISC:** 1995 led Appalachian League catchers in fielding percentage (1.000).

YEAR	CLUB	AVG.	G	AB	R	H	2B	3B	HR	RBI	BB	SO	SB	CS
1994	MARTINSVILLE	.260	18	50	1	13	0	0	0	6	0	11	0	0
1995	MARTINSVILLE	.284	48	155	17	44	9	0	2	18	14	18	0	0

**OTERO, RICARDO (RICKY) ... OF ... HT: 5-5; WT: 150 ... B-T: S-R ... BORN:** April 15, 1972, Vega Baja, PR ... **RESIDES:** Vega Baja, PR ... **EDUCATION:** Graduated Lino Padron Rivera High School (Vega Baja, PR) ... **OBTAINED:** Acquired from Norfolk (New York Mets) 12/14/95 in exchange for Phil Geisler ... **MISC:** New York Mets 45th pick in 1990 June draft.

YEAR	CLUB	AVG.	G	AB	R	H	2B	3B	HR	RBI	BB	SO	SB	CS
1991	KINGSPORT	.343	66	236	47	81	16	3	7	52	35	32	12	4
	PITTSFIELD	.292	6	24	4	7	0	0	0	2	2	1	4	0
1992	COLUMBIA	.300	96	353	57	106	24	4	8	60	38	53	39	13
	ST. LUCIE	.318	40	151	20	48	8	4	0	19	9	11	10	5
1994	BINGHAMTON	.264	124	503	63	133	21	10	2	54	38	57	29	15
1994	BINGHAMTON	.294	128	531	96	156	31	9	7	57	50	49	33	16
1995	NORFOLK	.268	72	295	37	79	8	6	1	23	27	33	16	13
	NEW YORK (NL)	.137	35	51	5	7	2	0	0	1	3	10	2	1

**PAULINO, JOHON ANTONIO...SS...HT: 5-11; WT: 155...B-T: R-R...BORN:** June 11, 1975, Bani, Dominican Republic...**RESIDES:** Bani, Dominican Republic. ... **OBTAINED:** Signed as a free agent 3/2/93.

YEAR	CLUB	AVG.	G	AB	R	H	2B	3B	HR	RBI	BB	SO	SB	CS
1993	DOMINICAN SUMMER LEAGUE													
1994														
1995														

(Did Not Play)

(Did Not Play)

**PENA, VICTOR ANTONIO...SS...HT: 5-11; WT: 142...B-T: R-R...BORN:** May 5, 1977, Duverge, Dominican Republic...**RESIDES:** Santo Domingo, Dominican Republic... **OBTAINED:** Signed as a free agent 11/13/94.

YEAR	CLUB	AVG.	G	AB	R	H	2B	3B	HR	RBI	BB	SO	SB	CS
1995	DOMINICAN SUMMER LEAGUE													

**PETTIFORD, TORREY DERMOUNT...2B...HT: 5-9; WT: 165...B-T: R-R...BORN:** May 30, 1973, Burlington, NC...**RESIDES:** Cedar Grove, NC...**EDUCATION:** Graduated Orange High School (NC); attended Pembroke State...**OBTAINED:** Phillies 14th pick in 1994 June draft.

YEAR	CLUB	AVG.	G	AB	R	H	2B	3B	HR	RBI	BB	SO	SB	CS
1994	BATAVIA	.091	8	22	5	2	1	0	0	0	3	0	1	0
	MARTINSVILLE	.229	39	144	24	33	6	1	1	10	11	35	8	3
1995	BATAVIA	.311	41	151	21	47	5	2	0	17	5	18	12	2

**PIERCE, KIRK MARCUS...C...HT: 6-3; WT: 200...B-T: R-R...BORN:** May 26, 1973, Scottsdale, AZ...**RESIDES:** Murrieta, CA...**EDUCATION:** Graduated Westminster High School (CA); attended Long Beach State University...**OBTAINED:** Phillies 9th pick in 1995 June draft.

YEAR	CLUB	AVG.	G	AB	R	H	2B	3B	HR	RBI	BB	SO	SB	CS
1995	BATAVIA	.218	30	101	18	22	5	1	0	7	10	23	0	0

**PINEDA, HECTOR ELVIS...2B/SS...HT: 5-11; WT: 165...B-T: R-R...BORN:** September 1, 1975, Laguna Salada, Dominican Republic...**RESIDES:** Santo Domingo, Dominican Republic...**OBTAINED:** Signed as a free agent 3/2/93.

YEAR	CLUB	AVG.	G	AB	R	H	2B	3B	HR	RBI	BB	SO	SB	CS
1993	DOMINICAN SUMMER LEAGUE													
1994	DOMINICAN SUMMER LEAGUE													
1995	DOMINICAN SUMMER LEAGUE													

**PIZARRO, MELVIN I...LHP...HT: 6-1; WT: 185...B-T: L-L...BORN:** March 16, 1978, Santorca, PR...**RESIDES:** Carolina, PR...**EDUCATION:** Graduated Luis A. Calderon High School (PR)...**OBTAINED:** Phillies 16th pick in 1995 June draft.

YEAR	CLUB	W-L	ERA	G	GS	CG	SHO	SV	IP	H	R	ER	BB	SO
1995	MARTINSVILLE	0-0	6.23	10	0	0	0	0	17.1	20	13	12	5	17

**PORTILLOW, RAMON**... LHP... HT: 5-1; WT: 165... B-T: L-L... BORN: May 10, 1978, Valencia, Carabobo, Venezuela... RESIDES: Tucuyito, Carabobo, Venezuela... OBTAINED: Signed as a free agent 1/17/96.

YEAR	CLUB	W-L	ERA	G	GS	CG	SHO	SV	IP	H	R	ER	BB	SO
(Signed for 1996)														

**PULLEN, SHANE DODD**... OF... HT: 5-11; WT: 180... B-T: L-R... BORN: June 16, 1973, Kosciusko, MS... RESIDES: Kosciusko, MS... EDUCATION: Graduated Kosciusko High School (MS) and University of Southern Mississippi... OBTAINED: Phillies 26th pick in 1994 June draft... MISC: 1994 led Appalachian League in hitting (.339) and hits (75); Phillies Co-Player of the Month July 1994.

YEAR	CLUB	AVG.	G	AB	R	H	2B	3B	HR	RBI	BB	SO	SB	CS
1994	MARTINSVILLE	.339	64	221	33	75	16	0	3	39	32	39	13	10
1995	PIEDMONT	.251	118	435	65	109	26	4	7	57	34	70	4	2

**QUINTANA, URBANO ANTONIO**... RHP... HT: 6-0; WT: 160... B-T: R-R... BORN: February 9, 1975, Esperanza Mao, Dominican Republic... RESIDES: Esperanza Mao, Dominican Republic... OBTAINED: Signed as a free agent 6/2/93.

YEAR	CLUB	W-L	ERA	G	GS	CG	SHO	SV	IP	H	R	ER	BB	SO
1993	DOMINICAN SUMMER LEAGUE													
1994	DOMINICAN SUMMER LEAGUE													
1995	HUNTINGTON	1-2	5.71	19	1	0	0	3	34.2	43	26	22	12	35

**RAMA, SHELBY LOUIS**... RHP... HT: 6-6; WT: 205... B-T: R-R... BORN: January 22, 1972, Phoenix, AZ... RESIDES: Phoenix, AZ... EDUCATION: Graduated Thunderbird High School (Phoenix, AZ); attended Glendale Community College... OBTAINED: Signed as a free agent 7/26/92.

YEAR	CLUB	W-L	ERA	G	GS	CG	SHO	SV	IP	H	R	ER	BB	SO
1993	CLEARWATER	3-2	4.26	7	6	2	0	0	38.0	35	19	18	18	12
	SPARTANBURG	4-6	3.21	10	10	1	0	0	70.0	62	28	25	36	32
1994	SPARTANBURG	5-7	4.35	30	10	1	1	1	97.1	110	58	47	43	66
1995	CLEARWATER	0-0	4.32	4	0	0	0	0	8.1	12	4	4	1	2

**RAMOS, FERNANDO ANTONIO**... RHP... HT: 6-1; WT: 169... B-T: R-R... BORN: May 3, 1976, Moca, Dominican Republic... RESIDES: Moca, Dominican Republic... OBTAINED: Signed as a free agent 10/6/93.

YEAR	CLUB	W-L	ERA	G	GS	CG	SHO	SV	IP	H	R	ER	BB	SO
1994	DOMINICAN SUMMER LEAGUE													
1995	DOMINICAN SUMMER LEAGUE													

**RAYNOR, MARK ALAN**... SS... HT: 6-0; WT: 180... B-T: R-R... BORN: April 1, 1973, Washington, NC... RESIDES: Williamstown, NC... EDUCATION: Graduated Williamstown High School (NC); attended Barton College... OBTAINED: Phillies 13th pick in 1995 June draft.

YEAR	CLUB	AVG.	G	AB	R	H	2B	3B	HR	RBI	BB	SO	SB	CS
1995	BATAVIA	.262	66	267	49	70	10	6	3	37	38	42	13	4

**REED, KENNETH FLOYD**... RHP... HT: 6-6; WT: 175... B-T: R-R... BORN: May 22, 1975, Rolla, MO... RESIDES: Rolla, MO... EDUCATION: Graduated Rolla High School (MO)... OBTAINED: Phillies 30th pick in 1994 June draft.

YEAR	CLUB	W-L	ERA	G	GS	CG	SHO	SV	IP	H	R	ER	BB	SO
1994	MARTINSVILLE	0-0	12.46	14	0	0	0	1	17.1	24	28	24	16	14
1995	MARTINSVILLE	0-1	7.43	13	0	0	0	0	23.0	29	22	19	21	15

**REYES, ARQUIMEDES**... RHP... HT: 5-11; WT: 160... B-T: R-R... BORN: September 26, 1978, Santo Domingo, Dominican Republic... RESIDES: Sabana Perdida, Dominican Republic... OBTAINED: Signed as a free agent 10/3/95.

YEAR	CLUB	W-L	ERA	G	GS	CG	SHO	SV	IP	H	R	ER	BB	SO
(Signed for 1996)														

**RIFE, JACKIE EVERETT II**... RHP... HT: 6-0; WT: 165... B-T: R-R... BORN: June 26, 1975, Richlands, VA... RESIDES: Pounding Mill, VA... EDUCATION: Graduated Richlands High School (VA)... OBTAINED: Signed as a free agent 6/8/93.

YEAR	CLUB	W-L	ERA	G	GS	CG	SHO	SV	IP	H	R	ER	BB	SO
1993	MARTINSVILLE	0-2	5.87	13	2	0	0	0	30.2	26	24	20	20	19
1994	MARTINSVILLE	0-3	9.41	6	5	0	0	0	22.0	33	30	23	19	22
1995														
(Did Not Play)														

**ROBINSON, DAVID A...**OF...HT: 5-10; WT: 205...B-T: L-L...BORN: November 29, 1972, Dayton, OH...RESIDES: Dayton, OH...EDUCATION: Graduated Trotwood Madison High School (Dayton, OH); attended Gulf Coast Community College and Rio Grande University...OBTAINED: Phillies 39th pick in 1995 June draft.

YEAR	CLUB	AVG.	G	AB	R	H	2B	3B	HR	RBI	BB	SO	SB	CS
1995	BATAVIA	.219	56	201	27	44	9	3	2	26	20	45	9	3

**RODRIGUEZ, ELVY RAFAEL...**SS...HT: 6-0; WT: 160...B-T: R-R...BORN: September 18, 1976, Mirabel, Dominican Republic...RESIDES: Mirabel, Dominican Republic...OBTAINED: Signed as a free agent 2/3/94.

YEAR	CLUB	AVG.	G	AB	R	H	2B	3B	HR	RBI	BB	SO	SB	CS
1994	DOMINICAN SUMMER LEAGUE													
1995	DOMINICAN SUMMER LEAGUE													

**ROYSTER, AARÓN LOUIS...**OF...HT: 6-1; WT: 220...B-T: R-R...BORN: November 30, 1972, Chicago, IL...RESIDES: Chicago, IL...EDUCATION: Graduated Morgan Park High School (IL); attended Northeast Missouri State University...OBTAINED: Phillies 35th pick in 1994 June draft...MISC: 1995 SAL All Star team (in season).

YEAR	CLUB	AVG.	G	AB	R	H	2B	3B	HR	RBI	BB	SO	SB	CS
1994	MARTINSVILLE	.274	54	168	31	46	11	2	7	39	28	47	7	4
1995	PIEDMONT	.264	126	489	73	129	23	3	8	58	39	106	22	9

**SAAB, RAFIC...**RHP...HT: 6-0; WT: 178...B-T: R-R...BORN: December 6, 1977, Valencia, Venezuela...RESIDES: Valencia, Venezuela...OBTAINED: Signed as a free agent 9/26/95.

YEAR	CLUB	W-L	ERA	G	GS	CG	SHO	SV	IP	H	R	ER	BB	SO
------	------	-----	-----	---	----	----	-----	----	----	---	---	----	----	----

(Signed for 1996)

**SCHREIMANN, ERIC DAVID...**C...HT: 6-1; WT: 205...B-T: R-R...BORN: April 22, 1975, Jefferson City, MO...RESIDES: Jefferson City, MO...EDUCATION: Graduated Jefferson City High School (MO)...OBTAINED: Phillies 6th pick in 1994 June draft.

YEAR	CLUB	AVG.	G	AB	R	H	2B	3B	HR	RBI	BB	SO	SB	CS
1994	MARTINSVILLE	.170	51	165	17	28	11	0	1	19	11	27	4	2
1995	MARTINSVILLE	.299	38	127	12	38	7	0	2	18	10	20	3	1
	BATAVIA	.269	15	52	9	14	1	0	4	13	1	7	0	1
	PIEDMONT	.174	7	23	1	4	1	0	0	1	1	4	0	0

**SERAFIN, RICARDO...**OF...HT: 6-1; WT: 148...B-T: R-R...BORN: February 8, 1976, Hato Mayor del Rey, Dominican Republic...RESIDES: San Pedro de Macoris, Dominican Republic...OBTAINED: Signed as a free agent 7/1/93.

YEAR	CLUB	AVG.	G	AB	R	H	2B	3B	HR	RBI	BB	SO	SB	CS
1993	DOMINICAN SUMMER LEAGUE													
1994	DOMINICAN SUMMER LEAGUE													
1995	MARTINSVILLE	.189	22	53	8	10	1	0	1	4	1	20	4	0

**SERRANO, ELIO...**RHP...HT: 6-3; WT: 180...B-T: R-R...BORN: December 4, 1978, Valencia, Carabobo, Venezuela...RESIDES: Valencia, Carabobo, Venezuela...OBTAINED: Signed as a free agent 1/17/96.

YEAR	CLUB	W-L	ERA	G	GS	CG	SHO	SV	IP	H	R	ER	BB	SO
------	------	-----	-----	---	----	----	-----	----	----	---	---	----	----	----

(Signed for 1996)

**SHORES, SCOTT...**OF...HT: 6-1; WT: 190...B-T: R-R...BORN: February 11, 1972, Phoenix, AZ...RESIDES: Payson, AZ...EDUCATION: Graduated Sunnyslope High School (AZ) and Arizona State University...OBTAINED: Phillies 5th pick in 1994 June draft...MISC: Previously drafted by San Diego (1991) and Cincinnati (1993), but did not sign.

YEAR	CLUB	AVG.	G	AB	R	H	2B	3B	HR	RBI	BB	SO	SB	CS
1994	BATAVIA	.250	72	264	46	66	10	5	6	32	27	54	19	7
1995	CLEARWATER	.254	133	460	74	117	23	5	7	52	55	127	30	16

**SHUMAKER, ANTHONY WARREN...**LHP...HT: 6-5; WT: 223...B-T: L-L...BORN: May 14, 1973, Tucson, AZ...RESIDES: Kokomo, IN...EDUCATION: Graduated Kokomo High School (IN); attended Cardinal Stritch College...OBTAINED: Phillies 23rd pick in 1995 June draft.

YEAR	CLUB	W-L	ERA	G	GS	CG	SHO	SV	IP	H	R	ER	BB	SO
1995	MARTINSVILLE	1-3	4.50	6	4	0	0	0	28.0	31	16	14	8	26
	BATAVIA	2-2	1.62	9	4	1	1	0	39.0	38	10	7	4	31

**SIKES, JASON THOMAS...RHP...HT: 6-5; WT: 225...B-T: R-R...BORN: June 17, 1976, Perry, GA...RESIDES: Perry, GA...EDUCATION: Graduated Warner Robins High School (Perry, GA)...OBTAINED: Phillies 4th pick in 1994 June draft.**

YEAR	CLUB	W-L	ERA	G	GS	CG	SHO	SV	IP	H	R	ER	BB	SO
1994	MARTINSVILLE	0-2	2.45	3	3	0	0	0	11.0	12	6	3	7	4
1995	MARTINSVILLE	0-3	5.94	4	3	0	0	0	16.2	23	13	11	9	10

**SMITH, ERIC NEIL...RHP...HT: 6-3; WT: 200...B-T: R-R...BORN: December 9, 1969, Ogden, UT...RESIDES: Salem, UT...EDUCATION: Graduated Spanish Fork High School (UT); attended Utah Valley Community College and Brigham Young University...OBTAINED: Phillies 30th pick in the 1992 June draft...MISC: 1994 FSL All Star team (in season).**

YEAR	CLUB	W-L	ERA	G	GS	CG	SHO	SV	IP	H	R	ER	BB	SO
1992	BATAVIA	2-5	4.18	16	8	0	0	2	60.1	52	33	28	17	37
1993	SPARTANBURG	2-7	2.62	35	1	0	0	8	55.0	51	19	16	30	52
1994	CLEARWATER	2-2	2.90	54	0	0	0	15	59.0	50	22	19	34	33
1995	READING	0-1	20.25	4	0	0	0	0	4.0	11	9	9	4	5
	CLEARWATER	0-0	0.00	8	0	0	0	4	8.0	3	0	0	1	7

**SMITH, JUSTIN T...RHP...HT: 6-3; WT: 205...B-T: R-R...BORN: January 19, 1972, Rochester, NY...RESIDES: Pittsford, NY...EDUCATION: Graduated Pittsford Mendon High School (NY) and Villanova University...OBTAINED: Signed as a free agent 8/1/94.**

YEAR	CLUB	W-L	ERA	G	GS	CG	SHO	SV	IP	H	R	ER	BB	SO
1994	BATAVIA	0-0	4.76	5	0	0	0	0	5.2	10	5	3	2	2
1995	BATAVIA	4-3	4.26	15	10	0	0	0	61.1	71	35	29	20	37

**SNUSZ, CHRISTOPHER MICHAEL...C...HT: 6-0; WT: 190...B-T: R-R...BORN: November 8, 1972, Buffalo, NY...RESIDES: Buffalo, NY...EDUCATION: Graduated St. Francis High School (Athol Springs, NY); attended Mercyhurst College...OBTAINED: Phillies 19th pick in 1995 June draft.**

YEAR	CLUB	AVG.	G	AB	R	H	2B	3B	HR	RBI	BB	SO	SB	CS
1995	BATAVIA	.227	21	66	9	15	1	0	1	5	6	6	1	1

**SOLOMON, STEVEN GEOFFREY...OF...HT: 6-0; WT: 185...B-T: L-L...BORN: April 9, 1970, Los Angeles, CA...RESIDES: Los Angeles, CA...EDUCATION: Graduated Crossroads High School (Santa Monica, CA) and Stanford University...OBTAINED: Phillies 7th pick in 1992 June draft...MISC: 1994 FSL All Star team (post season).**

YEAR	CLUB	AVG.	G	AB	R	H	2B	3B	HR	RBI	BB	SO	SB	CS
1992	BATAVIA	.393	10	28	5	11	2	0	0	3	0	7	4	0
1993	SPARTANBURG	.288	81	306	59	88	16	4	1	33	39	49	14	3
1994	CLEARWATER	.302	131	497	88	150	29	5	9	62	51	71	21	11
1995	READING	.228	119	356	50	81	19	6	3	42	48	82	17	4

**SOSA, HENRY RAMON...RHP...HT: 6-2; WT: 180...B-T: R-R...BORN: January 16, 1978, Santo Domingo, Dominican Republic...RESIDES: Santo Domingo, Dominican Republic...OBTAINED: Signed as a free agent 7/19/95.**

YEAR	CLUB	W-L	ERA	G	GS	CG	SHO	SV	IP	H	R	ER	BB	SO
1995	DOMINICAN SUMMER LEAGUE													

**SOTO, MANUEL BIENVENIDO...LHP...HT: 6-2; WT: 185...B-T: L-L...BORN: December 20, 1978, Bani, Dominican Republic...RESIDES: Bani, Dominican Republic...OBTAINED: Signed as a free agent 10/1/95.**

YEAR	CLUB	W-L	ERA	G	GS	CG	SHO	SV	IP	H	R	ER	BB	SO

(Signed for 1996)

**STUMPF, BRIAN CHRISTOPHER...RHP...HT: 6-3; WT: 200...B-T: L-R...BORN: May 22, 1972, Arlington Heights, IL...RESIDES: Springfield, PA...EDUCATION: Graduated Springfield High School (PA); attended Delaware County Community College...OBTAINED: Phillies 45th pick in 1994 June draft...MISC: 1995 SAL All Star team (in season).**

YEAR	CLUB	W-L	ERA	G	GS	CG	SHO	SV	IP	H	R	ER	BB	SO
1994	MARTINSVILLE	0-1	1.13	20	0	0	0	12	24.0	21	3	3	9	25
	BATAVIA	1-1	6.00	6	0	0	0	1	6.0	8	5	4	3	5
1995	PIEDMONT	3-3	2.34	55	0	0	0	28	61.2	59	20	16	19	66

**SWAN, TYRONE ALTON...RHP...HT: 6-7; WT: 195...B-T: R-R...BORN: May 7, 1969, Pasadena, CA...RESIDES: Ontario, CA...EDUCATION: Graduated Garey High School (Ponoma, CA); attended LaVeme University...OBTAINED: Phillies 24th pick in 1993 June draft...MISC: 1994 tied for first in SAL in games started (28); SAL All Star team (in season).**

YEAR	CLUB	W-L	ERA	G	GS	CG	SHO	SV	IP	H	R	ER	BB	SO
1993	BATAVIA	5-4	3.19	15	15	1	1	0	87.1	83	43	31	34	86
1994	SPARTANBURG	12-10	4.46	28	28	1	1	0	171.1	175	107	85	80	167
1995	CLEARWATER	2-3	3.40	37	0	0	0	0	47.2	50	25	18	19	46

**TAYLOR, REGINALD TREMAIN...**OF...HT: 6-1; WT: 175...B-T: L-R...BORN: January 12, 1977, Newberry, SC...RESIDES: Newberry, SC...EDUCATION: Graduated Newberry High School (SC)...OBTAINED: Phillies 1st pick in 1995 June draft.

YEAR	CLUB	AVG.	G	AB	R	H	2B	3B	HR	RBI	BB	SO	SB	CS
1995	MARTINSVILLE	.222	64	239	36	53	4	6	2	32	23	58	18	7

**TEBBETTS, SCOTT A...**RHP...HT: 6-1; WT: 200...B-T: R-R...BORN: October 8, 1972, Anaheim, CA...RESIDES: San Diego, CA...EDUCATION: Graduated Mt. Carmel High School (San Diego, CA); attended Palomar College...OBTAINED: Phillies 36th pick in 1995 June draft.

YEAR	CLUB	W-L	ERA	G	GS	CG	SHO	SV	IP	H	R	ER	BB	SO
1995	MARTINSVILLE	1-3	2.25	22	0	0	0	9	32.0	31	15	8	7	30

**TOKHEIM, DAVID ERIC...**OF...HT: 6-1; WT: 185...B-T: L-L...BORN: May 25, 1969, Mountain View, CA...RESIDES: Menlo Park, CA...EDUCATION: Graduated Menlo Atherton High School (CA); attended UCLA...OBTAINED: Phillies 7th pick in 1991 June draft...MISC: 1992 FSL All Star team (in season); led FSL OF in fielding.

YEAR	CLUB	AVG.	G	AB	R	H	2B	3B	HR	RBI	BB	SO	SB	CS
1991	BATAVIA	.323	40	158	28	51	12	3	2	21	9	20	6	2
1992	CLEARWATER	.235	106	396	40	93	12	6	4	41	30	40	10	12
1993	CLEARWATER	.329	41	155	27	51	8	2	0	11	14	17	7	5
	READING	.292	65	257	30	75	11	6	2	25	12	36	9	6
1994	READING	.301	126	438	56	132	17	6	13	47	27	70	12	10
1995	SCRANTON	.271	127	450	64	122	18	8	11	66	18	55	6	7

**TRANBERG, MARK LEE...**RHP...HT: 6-4; WT: 210...B-T: R-R...BORN: February 28, 1969, Long Beach, CA...RESIDES: Buena Park, CA...EDUCATION: Graduated Western High School (Anaheim, CA); attended Fullerton Junior College and Dominguez Hills University...OBTAINED: Phillies 35th pick in 1992 June draft...MISC: Phillies Pitcher of the Month May 1993; SAL All Star team (in season)...1994 shared FSL lead in shutouts (3); Phillies Pitcher of the Month July...1995 led Eastern League in shutouts (3).

YEAR	CLUB	W-L	ERA	G	GS	CG	SHO	SV	IP	H	R	ER	BB	SO
1992	BATAVIA	0-2	8.10	11	0	0	0	0	20.0	23	20	18	15	25
1993	SPARTANBURG	8-1	1.98	11	11	4	1	0	81.2	54	24	18	21	83
	CLEARWATER	7-3	2.50	14	13	2	0	0	75.2	78	26	21	18	59
1994	READING	3-12	6.03	24	15	0	0	0	94.0	122	76	63	37	60
	CLEARWATER	7-1	0.14	9	8	4	3	0	63.1	33	6	1	11	41
1995	READING	6-6	3.73	18	18	3	3	0	111.0	110	50	46	30	62
	SCRANTON	1-4	7.23	11	2	0	0	0	23.2	32	19	19	6	15

**TROUTMAN, MICHAEL K. (KEITH)...**RHP...HT: 6-0; WT: 199...B-T: R-R...BORN: May 29, 1973, Asheville, NC...RESIDES: Candler, NC...EDUCATION: Graduated Enka High School (Enka, NC); attended Spartanburg Methodist College...OBTAINED: Acquired from Albuquerque (LA Dodgers) 12/4/95 in Rule 5 draft...MISC: LA Dodgers 17th pick in 1992 June draft.

YEAR	CLUB	W-L	ERA	G	GS	CG	SHO	SV	IP	H	R	ER	BB	SO
1992	YAKIMA	4-1	3.38	26	0	0	0	3	37.1	33	19	14	15	43
1993	GREAT FALLS	1-1	1.71	27	0	0	0	16	42.0	26	12	8	12	48
1994	VERO BEACH	3-2	3.91	43	0	0	0	0	78.1	69	39	34	35	66
1995	SAN ANTONIO	1-2	3.15	38	0	0	0	2	65.2	64	24	23	18	50

**VALDEZ, JOSE FRANCISCO...**3B...HT: 6-0; WT: 170...B-T: R-R...BORN: January 15, 1975, Bani, Dominican Republic...RESIDES: San Cristobal, Dominican Republic...OBTAINED: Signed as a free agent 2/4/94.

YEAR	CLUB	AVG.	G	AB	R	H	2B	3B	HR	RBI	BB	SO	SB	CS
1994	DOMINICAN SUMMER LEAGUE													
1995	DOMINICAN SUMMER LEAGUE													

**VANDEMARK, JOHN W...**LHP...HT: 6-2; WT: 190...B-T: L-L...BORN: October 28, 1971, Lockport, NY...RESIDES: Lockport, NY...EDUCATION: Graduated Lockport High School (NY); attended Florida Community College...OBTAINED: Signed as a free agent 6/16/94...MISC: Originally drafted by Houston (1989).

YEAR	CLUB	W-L	ERA	G	GS	CG	SHO	SV	IP	H	R	ER	BB	SO
1990														
1991	GCL ASTROS	0-0	6.75	2	0	0	0	0	1.1	2	1	1	0	1
	AZL MARINERS	0-0	40.50	1	0	0	0	0	1.1	2	6	6	5	0
1994	BATAVIA	1-1	3.38	16	0	0	0	1	21.1	11	12	8	16	25
1995	CLEARWATER	1-2	5.67	24	0	0	0	0	27.0	24	21	17	21	18

**WILLIAMS, ERRICK LYNNE...OF...HT:** 6-0; **WT:** 215...**B-T:** R-R...**BORN:** May 21, 1977, San Diego, CA...**RESIDES:** San Diego, CA...**EDUCATION:** Graduated Patrick Henry High School (San Diego, CA); attends University of Texas...**OBTAINED:** Phillies 8th pick in 1995 June draft.

YEAR	CLUB	AVG.	G	AB	R	H	2B	3B	HR	RBI	BB	SO	SB	CS
1995	MARTINSVILLE	.239	36	113	19	27	1	0	0	11	6	32	13	2

**WIMBERLY, LARRY KEITH...LHP...HT:** 6-2; **WT:** 185...**B-T:** L-L...**BORN:** August 22, 1975, Winter Garden, FL...**RESIDES:** Winter Garden, FL...**EDUCATION:** Graduated West Orange High School (FL)...**OBTAINED:** Phillies 3rd pick in 1994 June draft...**MISC:** Phillies Pitcher of the Month May 1995; 1995 SAL All Star team (in season and post season).

YEAR	CLUB	W-L	ERA	G	GS	CG	SHO	SV	IP	H	R	ER	BB	SO
1994	MARTINSVILLE	3-2	2.58	13	13	0	0	0	69.2	55	24	20	25	67
1995	PIEDMONT	10-3	2.67	24	24	0	0	0	135.0	99	48	40	44	139

**YEAGER, GARY LEONARD JR...RHP...HT:** 6-1; **WT:** 190...**B-T:** R-R...**BORN:** November 6, 1973, Pottsville, PA...**RESIDES:** Pottsville, PA...**EDUCATION:** Graduated Pottsville Area High School (PA) and Elizabethtown College...**OBTAINED:** Phillies 27th pick in 1995 June draft.

YEAR	CLUB	W-L	ERA	G	GS	CG	SHO	SV	IP	H	R	ER	BB	SO
1995	BATAVIA	9-4	2.56	19	8	1	0	0	81.0	74	33	23	16	57

**YODER, JASON HENRY...RHP...HT:** 6-10; **WT:** 230...**B-T:** R-R...**BORN:** May 1, 1975, Riverside, NJ...**RESIDES:** Palmyra, NJ...**EDUCATION:** Graduated St. Augustine Prep High School (Richland, NJ); attends Drexel University...**OBTAINED:** Signed as a free agent 7/14/95...**MISC:** Played varsity men's basketball at Drexel University.


YEAR	CLUB	W-L	ERA	G	GS	CG	SHO	SV	IP	H	R	ER	BB	SO
1995	MARTINSVILLE	1-2	5.40	8	4	0	0	0	28.1	33	20	17	11	23

**ZUBER, JON EDWARD...1B/OF...HT:** 6-0; **WT:** 190...**B-T:** L-L...**BORN:** December 10, 1969, Encino, CA...**RESIDES:** Moraga, CA...**EDUCATION:** Graduated Campolindo High School (Moraga, CA); and University of California (Berkeley)...**OBTAINED:** Phillies 12th pick in 1992 June draft...**MISC:** 1993 FSL All Star team (in season); tied FSL lead in total bases (214) and led league in doubles (37)...1994 Eastern League All Star team (in season).

YEAR	CLUB	AVG.	G	AB	R	H	2B	3B	HR	RBI	BB	SO	SB	CS
1992	BATAVIA	.341	22	88	14	30	6	3	1	21	9	11	1	1
	SPARTANBURG	.286	54	206	24	59	13	1	3	36	33	31	2	1
1993	CLEARWATER	.308	129	494	70	152	37	5	5	69	49	47	6	6
1994	READING	.293	138	498	81	146	29	5	9	69	71	71	2	4
1995	SCRANTON	.287	119	418	53	120	19	5	3	50	49	68	1	2

## MAJOR LEAGUE DEBUT DATES

Player	Date	Team	Player	Date	Team
Banks	7/31/91	Twins	Mimbs	5/6/95	Phillies
Battle	9/5/95	Blue Jays	Morandini	9/1/90	Phillies
Benjamin	7/7/89	Giants	Munoz	5/29/93	Yankees
Borland	5/27/94	Phillies	Ryan	8/31/92	Red Sox
Bottalico	7/29/94	Phillies	Santiago	9/14/86	Padres
Daulton	9/25/83	Phillies	Schall	6/16/95	Phillies
Dykstra	5/3/83	Mets	Schilling	9/7/88	Orioles
Eisenreich	4/7/82	Twins	Sefcik	9/8/95	Phillies
Fernandez	9/20/83	Dodgers	Springer	4/17/92	Yankees
Grace	9/1/95	Phillies	Stocker	7/7/93	Phillies
Green	4/9/93	Phillies	Tinsley	4/6/93	Seattle
Jefferies	9/6/87	Mets	Webster	9/1/89	Twins
K. Jordan	8/8/95	Phillies	West	9/24/88	Mets
R. Jordan	6/23/95	Blue Jays	Whiten	7/12/90	Blue Jays
Karp	6/23/95	Phillies	Williams	6/30/92	Phillies
Lieberthal	6/30/94	Phillies	Zeile	8/18/89	Cardinals
Longmire	9/3/93	Phillies			



***DARREN DAULTON  
HAS MADE THREE ALL-STAR  
APPEARANCES IN  
A PHILLIES UNIFORM***

### ***1996 PHILLIES***

<i>Coaches Biographies</i> .....	176-181
<i>Fregosi Biography</i> .....	174-175
<i>Roster</i> .....	169-173
<i>Player Biographies</i> .....	182-266
<i>Non Roster Player Biographies</i> .....	267-288

# 1996 PHILLIES ROSTER

**MANAGER:** Jim Fregosi (11); **COACHES:** Larry Bowa (2), Dave Cash (30), Denis Menke (14), Joe Rigoli (59), John Vukovich (3)

NO.	PITCHERS (20)	B-T	HT	WT	BORN	BIRTHPLACE	RESIDENCE
29	Banks, Willie	R-R	6-1	195	02/27/69	Jersey City, NJ	Miami, FL
61	Blazier, Ron	R-R	6-5	205	07/30/71	Altoona, PA	Bellwood, PA
42	Borland, Toby	R-R	6-6	193	05/29/69	Quitman, LA	Quitman, LA
52	Bottalico, Ricky	L-R	6-1	208	08/26/69	New Britain, CT	Newington, CT
54	Crawford, Carlos	R-R	6-1	190	10/04/71	Charlotte, NC	Charlotte, NC
50	Fernandez, Sid	R-L	6-1	230	10/12/62	Honolulu, HI	Kailua, HI
55	Gomes, Wayne	R-R	6-2	205	01/15/73	Langley AFB, VA	Nashville, TN
44	Grace, Mike	R-R	6-4	220	06/20/70	Joliet, IL	Clearwater, FL
28	Green, Tyler	R-R	6-5	211	02/18/70	Springfield, OH	Englewood, CO
48	Jordan, Ricardo	L-L	6-0	180	06/27/70	Boynton Beach, FL	Delray Beach, FL
53	Karp, Ryan	L-L	6-4	214	04/05/70	Los Angeles, CA	Coral Gables, FL
47	Mimbs, Michael	L-L	6-2	190	02/13/69	Macon, GA	Macon, GA
57	Mitchell, Larry	R-R	6-1	219	10/16/71	Flint, MI	Charlottesville, VA
35	Munoz, Bobby	R-R	6-7	259	03/03/68	Rio Piedras, PA	Odessa, FL
51	Ryan, Ken	R-R	6-3	230	10/24/68	Pawtucket, RI	Attleboro, MA
38	Schilling, Curt	R-R	6-4	226	11/14/66	Anchorage, AK	Philadelphia, PA
33	Springer, Russ	R-R	6-4	205	11/07/68	Alexandria, LA	Pollock, LA
63	Wallace, BJ	R-L	6-3	195	05/18/71	Mobile, AL	Monroeville, AL
40	West, David	L-L	6-6	247	09/01/64	Memphis, TN	Palm City, FL
41	Williams, Mike	R-R	6-2	195	07/29/68	Redford, VA	Newport, VA
NO.	CATCHERS (3)	B-T	HT	WT	BORN	BIRTHPLACE	RESIDENCE
24	Lieberthal, Mike	R-R	6-0	178	01/18/72	Glendale, CA	Westlake Village, CA
18	Santiago, Benito	R-R	6-1	185	03/09/65	Ponce, PR	Davie, FL
15	Wabster, Lenny	R-R	5-9	202	02/10/65	New Orleans, LA	Charlotte, NC
NO.	INFELDERS (10)	B-T	HT	WT	BORN	BIRTHPLACE	RESIDENCE
34	Battle, Howard	R-R	6-0	197	03/25/72	Biloxi, MS	Biloxi, MS
5	Benjamin, Mike	R-R	6-0	169	11/22/65	Euclid, OH	Chandler, AZ
58	Doster, David	R-R	5-10	185	10/08/70	Fort Wayne, IN	Reading, PA
25	Jefferies, Gregg	S-R	5-10	184	08/01/67	Burlingame, CA	Pleasanton, CA
23	Jordan, Kevin	R-R	6-1	193	10/09/69	San Francisco, CA	San Francisco, CA
12	Morandini, Mickey	L-R	5-11	176	04/22/66	Kittanning, PA	Valparaiso, IN
6	Schall, Gene	R-R	6-3	206	06/05/70	Abington, PA	Philadelphia, PA
31	Selcik, Kevin	R-R	5-10	175	02/10/71	Oak Lawn, IL	Oak Lawn, IL
19	Stocker, Kevin	S-R	6-1	175	02/13/70	Spokane, WA	Philadelphia, PA
27	Zeile, Todd	R-R	6-1	200	09/09/65	Van Nuys, CA	Newhall, CA

# 1996 PHILLIES ROSTER

TRAINER: Jeff Cooper; ASST. TRAINER: Mark Andersen

TEAM PHYSICIAN: Dr. Phillip Marone; CONDITIONING COORDINATOR: Scott Hoffman

1995 CLUB	W-L	ERA	G	GS	CG	SV	IP	H	R	ER	BB	SO	ML SER
CHICAGO (ML)	0-1	15.43	10	0	0	0	11.2	27	23	20	12	9	3.105
LOS ANGELES	0-2	4.03	6	6	0	0	29.0	36	21	13	16	23	
FLORIDA	2-3	4.32	9	9	0	0	50.0	43	27	24	30	30	
Reading	4-5	3.29	56	3	0	1	106.2	93	44	39	31	102	0.000
PHILLIES	1-3	3.77	0	0	0	6	74.0	81	37	30	37	59	1.046
Scranton-a	0-0	0.00	8	0	0	1	11.1	5	0	0	6	15	
PHILLIES	5-3	2.46	62	0	0	1	87.2	50	25	24	42	87	0.171
Buffalo	0-1	5.64	13	3	0	1	30.1	36	22	19	12	15	
Canton-Akron	2-2	2.61	8	8	2	0	51.2	47	19	15	15	36	0.000
BALTIMORE	0-4	7.39	8	7	0	0	26.0	36	26	23	17	31	11.032
Bowie-a	1-0	0.75	2	2	1	1	12.0	4	2	1	3	10	
PHILLIES	6-1	3.34	11	11	0	0	64.2	48	25	24	21	79	
Reading	7-4	3.96	22	22	1	0	104.2	89	54	46	70	102	0.000
Reading	13-6	3.54	24	24	2	0	147.1	137	65	58	35	118	
Scranton	2-0	1.59	2	2	1	0	17.0	17	3	3	2	13	
PHILLIES	1-1	3.18	2	2	0	0	11.1	10	4	4	4	7	0.035
PHILLIES	8-9	5.31	26	25	4	0	140.2	157	86	83	66	85	1.009
Syracuse	0-0	6.57	13	0	0	0	12.1	15	42	36	25	30	
TORONTO	1-0	6.60	15	0	0	1	15.0	18	11	11	3	10	0.057
Reading	1-2	3.06	7	7	0	0	47.0	44	18	16	15	37	
PHILLIES	0-0	4.50	1	0	0	0	2.0	1	1	1	3	2	0.005
Scranton	7-1	4.20	13	13	0	0	81.1	81	43	38	31	73	
PHILLIES	9-7	4.15	35	19	2	1	136.2	127	70	63	75	93	0.160
Reading	6-11	5.54	25	24	1	0	128.1	136	85	79	72	107	0.000
PHILLIES	0-2	5.74	3	3	0	0	15.2	15	13	10	9	6	2.037
Reading-a	0-4	10.80	4	4	0	0	15.0	28	19	18	3	8	
Scranton-a	1-0	0.56	2	2	1	0	16.0	8	2	1	3	10	
BOSTON	0-4	4.96	28	0	0	7	32.2	34	20	18	24	34	2.051
Trenton	0-2	5.82	11	0	0	2	17.0	23	13	11	5	16	
Pawtucket	0-1	6.30	9	0	0	0	10.0	12	7	7	4	6	
PHILLIES	7-5	3.57	17	17	1	0	116.0	96	52	46	26	114	5.081
CALIFORNIA	1-2	6.10	19	6	0	1	51.2	60	37	35	25	38	2.015
Vancouver	2-0	3.44	6	6	0	0	34.0	24	16	13	23	23	
PHILLIES	0-0	3.71	14	0	0	0	26.2	22	11	11	20	32	
(Injured - Did Not Play)													
PHILLIES	3-2	3.79	8	8	0	0	38.0	34	17	16	19	25	5.155
Scranton-a	1-0	0.00	1	1	1	0	7.0	2	0	0	0	6	
Reading-a	0-0	1.50	1	1	0	0	6.0	2	1	1	3	8	
Scranton	0-1	4.66	3	3	0	0	9.2	8	5	5	2	8	
PHILLIES	3-3	3.29	33	8	0	0	87.2	78	37	32	29	57	2.014
<b>1995 CLUB</b>													
	<b>AVG.</b>	<b>G</b>	<b>AB</b>	<b>R</b>	<b>H</b>	<b>2B</b>	<b>3B</b>	<b>HR</b>	<b>RBI</b>	<b>BB</b>	<b>SO</b>	<b>SB</b>	<b>ML SER</b>
Scranton	.281	85	278	44	78	20	2	6	42	44	26	1	
PHILLIES	.255	16	47	1	12	2	0	0	4	5	5	0	0.102
CINCINNATI	.286	81	266	40	78	20	0	11	44	24	48	2	8.144
PHILLIES	.267	49	150	18	40	9	0	4	14	16	27	0	4.047
<b>1995 CLUB</b>													
	<b>AVG.</b>	<b>G</b>	<b>AB</b>	<b>R</b>	<b>H</b>	<b>2B</b>	<b>3B</b>	<b>HR</b>	<b>RBI</b>	<b>BB</b>	<b>SO</b>	<b>SB</b>	<b>ML SER</b>
Syracuse	.251	118	443	43	111	17	4	8	48	39	73	10	
TORONTO	.200	9	15	3	3	0	0	0	0	4	8	1	0.029
SAN FRANCISCO	.220	68	186	19	41	6	0	3	12	8	51	11	4.142
Reading	.265	139	551	84	146	39	3	54	79	51	61	11	0.000
PHILLIES	.306	114	480	69	147	31	2	11	56	35	26	9	7.017
Scranton	.310	106	410	61	127	29	4	5	60	28	36	3	
PHILLIES	.185	24	54	8	10	1	0	2	6	2	9	0	0.055
PHILLIES	.283	127	494	65	140	34	7	6	49	42	80	9	4.153
Scranton	.313	92	320	52	100	25	4	12	49	54	3	3	
PHILLIES	.231	24	65	2	15	2	0	0	5	6	16	0	0.045
Scranton	.346	7	26	5	9	6	1	0	6	3	1	0	
Reading	.272	128	508	68	138	18	4	4	46	38	48	14	
PHILLIES	.000	5	4	1	0	0	0	0	0	0	2	0	0.024
PHILLIES	.218	125	412	42	90	14	3	1	32	43	75	6	2.036
ST. LOUIS	.291	34	127	16	37	6	0	5	22	18	23	1	
Louisville-a	.125	2	8	0	1	0	0	0	0	0	2	0	5.155
CHICAGO (ML)	.227	79	299	34	68	16	0	9	30	16	53	0	

## 1996 PHILLIES ROSTER (cont.)

NO.	OUTFIELDERS (7)	B-T	HT	WT	BORN	BIRTHPLACE	RESIDENCE
10	Daulton, Darren	L-R	6-2	207	01/03/62	Arkansas City, KS	Clearwater, FL
4	Dykstra, Lenny	L-L	5-10	188	02/10/63	Santa Ana, CA	Philadelphia, PA
8	Eisenreich, Jim	L-L	5-11	195	04/18/59	St. Cloud, MN	Blue Springs, MO
16	Longmire, Tony	L-R	6-1	218	08/12/68	Vallejo, CA	Vallejo, CA
58	Murray, Glenn	R-R	6-2	225	11/23/70	Manning, SC	Manning, SC
26	Tinsley, Lee	S-R	5-10	198	03/04/69	Shelbyville, KY	Shelbyville, KY
22	Whiten, Mark	S-R	6-3	235	11/25/66	Pensacola, FL	Clearwater, FL

## 1996 PHILLIES NON-ROSTER PLAYERS

NO.	PITCHERS (10)	B-T	HT	WT	BORN	BIRTHPLACE	RESIDENCE
67	Brumley, Duff	R-R	6-4	220	08/25/70	Cleveland, TN	Cleveland, TN
65	Elliott, Donnie	R-R	6-5	225	09/20/68	Pasadena, TX	Deer Park, TX
37	Frey, Steve	R-L	5-9	170	07/29/63	Southampton, PA	Nawtown, PA
49	Greene, Tommy	R-R	6-5	225	04/06/87	Lumberton, NC	Oldsmar, FL
66	Grott, Matt	L-L	6-1	210	12/05/67	Laporte, IN	Glendale, AZ
61	Hunter, Rich	R-R	6-1	185	09/25/74	Pasadena, CA	Temecula, CA
43	Leiper, Dave	L-L	6-1	175	06/18/62	Whittier, CA	Scottsdale, AZ
80	Loewer, Carlton	S-R	6-6	220	09/24/73	Lafayette, LA	Eunice, LA
13	Walker, Mike	R-R	6-1	205	10/04/66	Chicago, IL	Brooksville, FL
62	Wiegandt, Scott	L-L	5-11	180	12/09/67	Louisville, KY	Louisville, KY
NO.	CATCHERS (3)	B-T	HT	WT	BORN	BIRTHPLACE	RESIDENCE
60	Bennett, Gary	R-R	6-0	190	04/17/72	Waukegan, IL	Waukegan, IL
82	Estalella, Bobby	R-R	6-1	195	08/23/74	Hialeah, FL	Pembroke Pines, FL
77	Wrona, Rick	R-R	6-1	185	12/10/63	Tulsa, OK	Tulsa, OK
NO.	INFELDERS (2)	B-T	HT	WT	BORN	BIRTHPLACE	RESIDENCE
64	McNair, Fred	R-R	6-4	195	01/31/70	Cochran, GA	Mesa, AZ
68	Rolen, Scott	R-R	6-4	195	04/04/75	Evansville, IN	Jasper, IN
NO.	OUTFIELDERS (1)	B-T	HT	WT	BORN	BIRTHPLACE	RESIDENCE
9	Incaviglia, Pete	R-R	6-1	225	04/02/64	Pebble Beach, CA	Colleyville, TX

## 1996 PHILLIES ROSTER

1995 CLUB	AVG.	G	AB	R	H	2B	3B	HR	RBI	BB	SO	SB	ML SER
PHILLIES	.249	98	342	44	85	19	3	9	55	55	52	3	10.127
PHILLIES	.264	62	254	37	67	15	1	2	18	33	28	10	10.063
PHILLIES	.316	129	377	46	119	22	2	10	55	38	44	10	9.151
PHILLIES	.356	59	104	21	37	7	0	3	19	11	19	1	2.153
Pawtucket	.244	104	336	86	82	15	0	25	68	34	109	5	0.000
BOSTON	.284	100	941	61	97	17	1	7	41	39	74	18	1.147
Trenton-a	.389	4	18	3	7	1	0	0	3	1	5	1	
BOSTON	.185	32	108	13	20	3	0	1	10	8	25	1	4.162
Pawtucket-a	.284	28	102	19	29	3	1	4	13	19	39	4	
PHILLIES	.269	60	212	38	57	10	1	11	37	31	63	7	

## 1996 PHILLIES NON-ROSTER PLAYERS

1995 CLUB	W-L	ERA	G	GS	CG	SV	IP	H	R	ER	BB	SO	ML SER
Oklahoma City	1-1	5.40	3	0	0	1	5.0	6	4	3	2	3	0.014
Chattanooga	5-1	1.68	25	0	0	0	48.1	31	11	9	16	60	
Las Vegas-a	1-0	4.50	7	0	0	1	8.0	8	4	4	4	2	
SAN DIEGO	0-0	0.00	1	0	0	0	2.0	2	0	0	1	3	0.190
SAN FRANCISCO	0-1	4.26	9	0	0	1	6.1	7	6	3	2	5	5.128
SEATTLE	0-3	4.76	13	0	0	0	11.1	16	7	6	6	7	
Scranton	0-0	1.80	4	0	0	0	5.0	3	1	1	2	3	
PHILLIES	0-0	0.84	9	0	0	1	10.2	3	1	1	2	2	
Clearwater-a	0-3	3.15	3	3	0	0	20.0	12	7	7	7	20	
Scranton-a	3-0	2.22	4	4	0	0	28.0	18	8	7	6	19	
PHILLIES	0-5	8.29	11	6	0	0	33.2	45	32	31	20	24	5.055
Indianapolis	7-3	4.24	25	18	2	1	114.2	99	61	54	24	74	
CINCINNATI	0-0	21.60	2	0	0	0	1.2	6	4	4	0	2	0.008
Piedmont	10-2	2.77	15	15	3	0	104.0	79	37	32	19	80	0.000
Clearwater	6-0	2.93	9	9	0	0	58.1	62	23	19	7	46	
Reading	3-0	2.05	3	3	0	0	22.0	14	6	5	6	17	
OAKLAND	0-0	1.93	26	0	0	1	18.2	13	4	4	6	14	4.125
Edmonton	1-0	13.50	2	0	0	0	1.1	4	2	2	2	1	
Ottawa	0-0	0.00	2	0	0	0	3.0	0	0	0	1	2	
MONTREAL	0-2	2.86	26	0	0	2	22.0	16	8	7	6	12	
Clearwater	7-5	3.30	20	20	1	0	114.2	124	59	42	36	83	0.000
Reading	4-1	2.16	8	8	0	0	50.0	42	17	12	31	35	
Iowa	1-1	4.10	16	1	0	0	26.1	22	13	12	19	13	
CHICAGO (NL)	1-3	3.22	42	0	0	0	44.2	45	22	16	24	20	0.145
Scranton	1-3	2.98	47	0	0	0	54.1	55	19	18	27	41	0.000

1995 CLUB	AVG.	G	AB	R	H	2B	3B	HR	RBI	BB	SO	SB	ML SER
Reading	.236	86	271	27	64	11	0	4	40	22	36	0	
Scranton	.150	7	20	1	3	0	0	0	1	2	2	0	
PHILLIES	.000	1	1	0	0	0	0	0	0	0	1	0	0.029
Clearwater	.260	117	404	61	105	24	1	15	58	56	76	0	0.000
Reading	.235	10	34	5	8	1	0	2	9	4	7	0	
Buffalo	.226	31	93	9	21	6	0	10	3	19	6	0	1.170
Louisville	.226	16	31	1	7	1	1	1	2	2	6	0	

1995 CLUB	AVG.	G	AB	R	H	2B	3B	HR	RBI	BB	SO	SB	ML SER
Scranton	.240	9	25	1	6	1	0	0	2	3	6	0	0.000
Reading	.271	108	395	64	107	24	1	23	68	38	86	3	
Clearwater	.290	66	238	45	69	13	2	10	39	37	46	4	0.000
Reading	.289	20	76	16	22	3	0	3	15	7	14	1	

1995 CLUB	AVG.	G	AB	R	H	2B	3B	HR	RBI	BB	SO	SB	ML SER
Chiba Lotte	.181	71	243	25	44	5	0	10	31	23	74	1	8.131

a- Rehabilitation Assignment

## THE MANAGER



### #11 JIM FREGOSI

B-T: R-R

HT: 6-2; WT: 210

AGE: 53, turns 54 on April 4

BORN: April 4, 1942, San Francisco, CA

RESIDES: Tarpon Springs, FL

CONTRACT STATUS: Signed a 2-year contract, 6/23/93 with 3 option years (1996-98)

... Phillies picked up first option, 8/21/95.

**PHILLIES CAREER:** 1995: The season marked his 5th year as Phillies Manager, longest since Danny Ozark's 7-year stint (1973-79) . . . He guided the Phils to a 2nd place finish, keeping the team in the wild card race until the final week, despite 14 players accounting for 19 stints on the DL . . . He managed a Phillies record 50 players, 26 of which were a record number of pitchers . . . 1994: Managed the All-Star Game in Pittsburgh, leading the NL to an exciting 8-7, 10-inning victory . . . 1993: Selected by the AP as Manager of the Year . . . The skipper remained on an even keel throughout the very emotional season . . . He guided the Phillies from last place in 1992 to first in 1993, becoming only the 3rd team to accomplish that feat . . . It was the 2nd time in his career he has taken a major league team to the playoffs (1979, Angels was the 1st) . . . Phillies spent the entire season, with the exception of April 9, in first place . . . 1992: His 1st full season as Phillies skipper . . . 6th place finish was due in part to the record 21 entries by 17 players on the DL . . . 1991: Replaced Nick Leyva as Phillies manager 4/23 . . . Led Phils to a 3rd place finish, their best since 1986 . . . Had a 74-75 record with the Phils after replacing Leyva (Phils were 4-9 with Leyva) . . . MISC: Originally hired by Lee Thomas, May 29, 1989, on special assignment to Thomas . . . Named minor league pitching instructor/special assignments for 1990 season, a position he held until he was named Phillies manager.

**MAJOR LEAGUE MANAGERIAL CAREER:** Phillies are the 3rd team he has managed in the majors . . . He's the 47th manager in Phillies history . . . Managed the California Angels (237-249) and Chicago White Sox (193-226) in the American League . . . Released by Pittsburgh as a player, June 1, 1978, so he could accept the Angels' managerial position (replaced Dave Garcia) . . . Led the Angels to their first AL West pennant in 1979 (88-74); lost playoffs to Baltimore, 3-1 . . . Replaced by Gene Mauch, May 27, 1981, after 22-25 start . . . Was manager in Louisville when he replaced Tony LaRussa as the White Sox manager, June 22, 1986 . . . Released as the White Sox manager following the 1988 season.

**MINOR LEAGUE MANAGERIAL CAREER:** Between California and Chicago jobs, he managed the Louisville Redbirds (St. Louis' AAA affiliate) in the American Association, 1983-1986 . . . Had 263-232 record there, winning the Eastern Division championship in 1983 and 1985 . . . Was the league's Manager of the Year in 1983 and shared the honor in 1985 with Oklahoma City's Dave Oliver.

**PLAYING CAREER:** Hit .265 during his 18-year major league career . . . Also played two-plus seasons in the minor leagues . . . 1,396 games of his 1,902-game major league career were as shortstop . . . Six-time AL All-Star . . . Played with Angels, 1961-71; New York Mets, 1972-73; Texas Rangers, 1973-77 and Pittsburgh Pirates, 1977-78 . . . Hit 151 homers and drove in 706 runs . . . Led AL with 13 triples in 1968 . . . Gold Glove winner in 1967 . . . When he retired, he held the Angels all-time records in games, at-bats, runs, hits, doubles, triples, extra-base hits and total bases . . . Best season: 1970, .278, 22 homers, 82 RBI with Angels . . . Tied for 12th in AL MVP voting that season . . . Originally acquired by the Angels on December 14, 1960, in the expansion draft from the Boston Red Sox . . . Traded to New York Mets, December 10, 1971, for P Nolan Ryan, P Don Rose, OF Leroy Stanton and C Francisco Estrada.

**PERSONAL:** James Louis Fregosi . . . Married Joni Dunn; five children, Jim Jr., Jennifer, Nicole, Robert and Lexi . . . Signed by the Red Sox out of Menlo College (CA) . . . Managed in winter ball, 1971 and 1985 . . . Son, Jim, was an All-American shortstop at New Mexico University; played in St. Louis' minor league system; currently a Phillies scout . . . Hobbies: Fishing and golf.

## JIM FREGOSI'S PLAYING RECORD

YEAR	CLUB	AVG.	G	AB	R	H	2B	3B	HR	RBI	BB	SO	SB
1960	Alpine	.267	112	404	96	108	17	7	6	58	74	99	9
1961	Dallas-Ft. Worth	.254	150	516	54	131	18	4	6	50	50	70	6
	LOS ANGELES (AL)	.222	11	27	7	6	0	0	0	3	1	4	0
1962	Dallas-Ft. Worth	.283	64	219	25	62	9	3	1	14	32	37	1
	LOS ANGELES (AL)	.291	58	175	15	51	3	4	3	23	18	27	2
1963	LOS ANGELES (AL)	.287	154	592	83	170	29	12	9	50	36	104	2
1964	LOS ANGELES (AL)	.277	147	505	86	140	22	9	18	72	72	87	8
1965	CALIFORNIA	.277	161	602	66	167	19	7	15	64	54	107	13
1966	CALIFORNIA	.252	162	611	78	154	32	7	13	67	67	89	17
1967	CALIFORNIA	.290	151	590	75	171	23	6	9	56	49	77	9
1968	CALIFORNIA	.244	159	614	77	150	21	13	9	49	60	101	9
1969	CALIFORNIA	.260	161	580	78	151	22	6	12	47	93	86	9
1970	CALIFORNIA	.278	158	601	95	167	33	5	22	82	69	92	0
1971	CALIFORNIA	.233	107	347	31	81	15	1	5	33	39	61	2
1972	NEW YORK (NL)	.232	101	340	31	79	15	4	5	32	38	71	0
1973	NEW YORK (NL)	.234	45	124	7	29	4	1	0	11	20	25	1
	TEXAS	.268	45	157	25	42	6	2	6	16	12	31	0
1974	TEXAS	.261	78	230	31	60	5	0	12	34	22	41	0
1975	TEXAS	.262	77	191	25	50	5	0	7	33	20	39	0
1976	TEXAS	.233	58	133	17	31	7	0	2	12	23	33	2
1977	TEXAS	.250	13	28	4	7	1	0	1	5	3	4	0
	PITTSBURGH	.286	36	56	10	16	1	1	3	16	13	10	2
1978	PITTSBURGH	.200	20	20	3	4	1	0	0	1	6	8	0
<b>AL</b>	<b>Totals</b>	.267	1700	5983	793	1598	243	72	143	646	638	983	73
<b>NL</b>	<b>Totals</b>	.237	202	540	51	128	21	6	8	60	77	114	3
<b>ML</b>	<b>Totals</b>	.265	1902	6523	844	1726	264	78	151	706	715	1097	76

^ League Leader

## FREGOSI'S MANAGERIAL RECORD

YEAR	CLUB	LEAGUE	W - L	POSITION
1978	CALIFORNIA	AMERICAN	62-54	Tied 2nd, West
1979	CALIFORNIA	AMERICAN	88-74	1st, West
1980	CALIFORNIA	AMERICAN	65-95	6th, West
1981	CALIFORNIA	AMERICAN	22-25	4th, West
1983	Louisville	Amer. Assoc.	78-57	1st, East
1984	Louisville	Amer. Assoc.	79-76	4th, East
1985	Louisville	Amer. Assoc.	74-68	1st, East
1986	Louisville	Amer. Assoc.	32-34	
	CHICAGO	AMERICAN	45-51	5th, West
1987	CHICAGO	AMERICAN	77-85	5th, West
1988	CHICAGO	AMERICAN	71-90	5th, West
1991	PHILLIES	NATIONAL	74-75	3rd, East
1992	PHILLIES	NATIONAL	70-92	6th, East
1993	PHILLIES	NATIONAL	97-65	1st, East
1994	PHILLIES	NATIONAL	54-61	4th, East
1995	PHILLIES	NATIONAL	69-75	2nd, East

## PHILLIES MANAGERS - ALL-TIME RANKINGS

SEASONS	GAMES	WINS
1. Wright 10	1. Mauch 1,331	1. Mauch 645
2. Sawyer 8	2. Wright 1,227	2. Wright 636
Mauch	3. Ozark 1,105	3. Ozark 594
4. Ozark 7	4. Shotton 923	4. Dooin 392
5. Shotton 6	5. Sawyer 818	5. Sawyer 390
6. Shettsline 5	6. Dooin 775	6. Shotton 370
Dooin	7. Wilson 763	7. Shettsline 367
Wilson	8. Fregosi 732	8. Fregosi 364
<b>Fregosi</b>		



## #2 **LARRY BOWA** *Third Base Coach*

**B-T:** S-R  
**HT:** 5-10; **WT:** 170  
**AGE:** 50, turns 51 on December 6  
**BORN:** December 6, 1945, Sacramento, CA  
**RESIDES:** Bryn Mawr, PA

**MANAGING/COACHING CAREER:** Named third base coach for the Phillies August 11, 1988, a position he has retained since that time ... Was manager of San Diego from 1987-May 28, 1988 ... Managed Padres' Triple-A club in Las Vegas in 1986 to the Pacific Coast League title, his first year managing.

**PLAYING CAREER:** Played 20 years of pro baseball signing with the Phillies as a free agent in 1965 ... After four years in the minors he reached the majors in 1970 and played with the Phils until 1981 ... Also played with the Cubs (1982-85) and Mets (1985) ... Played in 5 All-Star games, 5 NL Championship Series and 1 World Series ... One of the finest shortstops in the game, Larry has the highest career fielding percentage in major league history (.980) ... Led the league in fielding a record six times ... His .987 mark in both 1971 and 1972 is the highest single-season percentage in league history ... Committed a record-low 9 errors in 1972 ... Also holds the major league record for highest pct. by a shortstop with a .991 mark in 1979 ... Played in more games at shortstop (2,222) than any player in National League history and second in ML history ... Batted .375 in the 1980 World Series and set a record by starting 7 double plays.

**PERSONAL:** Lawrence Robert (Larry) Bowa ... Married Sheena Gibson (10/17/70); one daughter, Tori (7/29/83) ... Graduate of McClatchy High School (Sacramento, CA) where he played baseball and basketball ... Attended Sacramento City College and played baseball ... Hobbies: Raquetball and golf.

### **LARRY BOWA'S MAJOR LEAGUE PLAYING RECORD**

YEAR	TEAM	AVG.	G	AB	R	H	2B	3B	HR	RBI	BB	SO	SB
1970	PHILLIES	.250	145	547	50	137	17	6	0	34	21	48	24
1971	PHILLIES	.249	159	650	74	162	18	5	0	25	36	61	28
1972	PHILLIES	.250	152	579	67	145	11	13	1	31	32	51	17
1973	PHILLIES	.211	122	446	42	94	11	3	0	23	24	31	10
1974	PHILLIES	.275	162	669	97	184	19	10	1	36	23	52	39
1975	PHILLIES	.305	136	583	79	178	18	9	2	38	24	32	24
1976	PHILLIES	.248	156	624	71	155	15	9	0	49	32	31	30
1977	PHILLIES	.280	154	624	93	175	19	3	4	41	32	32	32
1978	PHILLIES	.294	156	654	78	192	31	5	3	43	24	40	27
1979	PHILLIES	.241	147	539	74	130	17	11	0	31	61	32	20
1980	PHILLIES	.267	147	540	57	144	16	4	2	39	24	28	21
1981	PHILLIES	.283	103	360	34	102	14	3	0	31	26	17	16
1982	CHICAGO (NL)	.246	142	499	50	123	15	7	0	29	39	38	8
1983	CHICAGO (NL)	.267	147	499	73	133	20	5	2	43	35	30	7
1984	CHICAGO (NL)	.223	133	391	33	87	14	2	0	17	28	24	10
1985	CHICAGO (NL)	.246	72	195	13	48	6	4	0	13	11	20	5
	NEW YORK (NL)	.105	14	19	2	2	1	0	0	2	2	2	0
<b>ML Totals</b>		.260	2247	8418	987	2191	262	99	15	525	474	569	318

\* League Leader

### **DIVISIONAL PLAYOFF SERIES RECORD**

YEAR	TEAM, OPP	AVG.	G	AB	R	H	2B	3B	HR	RBI	BB	SO	SB
1981	PHL, LA	.176	5	17	0	3	1	0	0	1	0	0	0

### **LEAGUE CHAMPIONSHIP SERIES RECORD**

YEAR	CLUB, OPP	AVG.	G	AB	R	H	2B	3B	HR	RBI	BB	SO	SB
1976	PHL, CIN (AL)	.125	3	8	1	1	1	0	0	1	3	0	0
1977	PHL, LA	.118	4	17	2	2	0	0	0	1	1	0	0
1978	PHL, LA	.333	4	18	2	6	0	0	0	0	1	2	0
1980	PHL, HOU	.316	5	19	2	6	0	0	0	0	3	3	1
1984	CHI, SD	.200	5	15	1	3	1	0	0	1	1	0	0
<b>LCS Totals</b>		.234	21	77	8	18	2	0	0	3	9	5	1

## LARRY BOWA'S WORLD SERIES RECORD

YEAR	CLUB, OPP	AVG.	G	AB	R	H	2B	3B	HR	RBI	BB	SO	SB
1980	PHL, KC	.375	6	24	3	9	1	0	0	2	0	0	3



### #30 DAVE CASH First Base Coach

B-T: R-R

HT: 5-11; WT: 170

AGE: 45, turns 46 on June 11

BORN: June 11, 1948, Utica, NY

RESIDES: Clearwater, FL

**MANAGING/COACHING CAREER:** The 1996 season will mark his first as a coach in the major leagues, after being named Phillies first base coach on 10/19/95 . . . Began coaching career in 1988 for Batavia Clippers . . . From 1989-92 was a Roving Infield Instructor for the Phillies minor leagues . . . Returned to coaching, for AAA Scranton from 1992-1995.

**PLAYING CAREER:** Played 15 years of pro ball, 12 in the majors with the Pirates (1969-73), Phillies (1974-76), Expos (1977-79) and Padres (1980) . . . Played in four NLCS (1970-72, 1976) and one World Series (1971 with Pirates) . . . Was an All-Star second baseman 3 times (all with Phillies) . . . Led NL in hits (213) in 1975 . . . Finished 2nd to Joe Morgan in 1975 NL MVP race . . . Led second basemen in fielding in 1976 (.988) and 1978 (.986).

**PERSONAL:** David Cash, Jr. . . Married Pamela Adams (4/70); two daughters Carmen and Alexandra; one son, David III; two granddaughters, Chyna (6) and Ricqui (3) . . . 1966 graduate of Proctor High School (NY) . . . Hobbies: Fishing and golf.

## DAVE CASH'S MAJOR LEAGUE PLAYING RECORD

YEAR	CLUB	AVG.	G	AB	R	H	2B	3B	HR	RBI	BB	SO	SB
1969	PITTSBURGH	.279	18	61	8	17	3	1	0	4	9	9	2
1970	PITTSBURGH	.314	64	210	30	66	7	6	1	28	17	25	5
1971	PITTSBURGH	.289	123	478	79	138	17	4	2	34	46	33	13
1972	PITTSBURGH	.282	99	425	58	120	22	4	3	30	22	31	9
1973	PITTSBURGH	.271	116	436	59	118	21	2	2	31	38	36	2
1974	PHILLIES	.300	162	687	89	206	26	11	2	58	46	33	20
1975	PHILLIES	.305	162	699	111	213	40	3	4	57	56	34	13
1976	PHILLIES	.284	160	666	92	189	14	12	1	56	54	13	10
1977	MONTREAL	.289	153	650	91	188	42	7	0	43	52	33	21
1978	MONTREAL	.252	159	658	66	166	26	3	3	43	37	29	12
1979	MONTREAL	.321	76	187	24	60	11	1	2	19	12	12	7
1980	SAN DIEGO	.227	130	397	25	90	14	2	1	23	35	21	6
ML	Totals	.283	1422	5554	732	1571	243	56	21	426	424	309	120

## LEAGUE CHAMPIONSHIP SERIES RECORD

YEAR	CLUB, OPP	AVG.	G	AB	R	H	2B	3B	HR	RBI	BB	SO	SB
1970	PIT, CIN	.125	2	8	1	1	1	0	0	0	0	0	0
1971	PIT, SF	.421	4	19	5	8	2	0	0	1	0	0	0
1972	PIT, CIN	.211	5	19	0	4	0	0	0	3	0	0	0
1976	PHI, CIN	.308	3	13	1	4	1	0	0	1	0	0	0
LCS	Totals	.288	14	59	7	17	4	0	0	5	0	0	0

## WORLD SERIES RECORD

YEAR	CLUB, OPP	AVG.	G	AB	R	H	2B	3B	HR	RBI	BB	SO	SB
1971	PIT, BAL	.133	7	30	2	4	1	0	0	1	0	0	0

## DAVE CASH'S ALL-STAR GAME RECORD

YEAR	CLUB, SITE	AVG.	G	AB	R	H	2B	3B	HR	RBI	BB	SO	SB
1974	NL at PIT	.000	1	0	0	0	0	0	0	0	0	0	0
1975	NL at MIL	.000	1	0	0	0	0	0	0	0	0	0	0
1976	NL at PHI	1.000	1	1	1	0	0	0	0	0	0	0	0
<b>ASG</b>	<b>Totals</b>	<b>.333</b>	<b>3</b>	<b>1</b>	<b>1</b>	<b>0</b>	<b>0</b>	<b>0</b>	<b>0</b>	<b>0</b>	<b>0</b>	<b>0</b>	<b>0</b>



### #14 DENIS MENKE Hitting Instructor

**B-T:** R-R

**HT:** 6-0; **WT:** 200

**AGE:** 55, turns 56 on July 21

**BORN:** July 21, 1940, Bancroft, IA

**RESIDES:** Palm Harbor, FL

**MANAGING/COACHING CAREER:** Is enjoying his 7th season with the Phillies after joining them as the hitting instructor November 9, 1988. . . . Prior to that, he was a coach with the Houston Astros for six seasons (1983-88). . . . With the Astros, his coaching duties included third base, first base and hitting. . . . Prior to coaching with the Astros, he was a minor league instructor for Houston (1982) and first base coach with Toronto (1980-81). . . . Following his playing career, he was out of baseball for two years before becoming a minor league manager at Burlington (Milwaukee) in 1977 and at Dunedin (Toronto), 1978-79.

**PLAYING CAREER:** 17-year pro with 13 years in the major leagues with the Milwaukee and Atlanta Braves, Houston and Cincinnati. . . . Primarily a shortstop, he also played all other infield positions and a few games in the outfield. . . . Played in two All-Star Games, two playoffs and the 1972 World Series. . . . Shares major league record for most double plays started by a shortstop in a game with five.

**PERSONAL:** Denis John Menke. . . . Married Jean Gitzinger (10/5/63); three children, Debbie (11/12/69), Scott (10/7/71) and Krissy (10/9/75). . . . 1958 graduate of St. John's High School (Bancroft, IA). . . . Signed big bonus contract with Milwaukee Braves following graduation. . . . Hobbies: Hunting and fishing.

### DENIS MENKE'S MAJOR LEAGUE PLAYING RECORD

YEAR	CLUB	AVG.	G	AB	R	H	2B	3B	HR	RBI	BB	SO	SB
1962	MILWAUKEE (NL)	.192	50	146	12	28	3	1	2	16	16	38	0
1963	MILWAUKEE (NL)	.234	146	518	58	121	16	4	11	50	37	106	6
1964	MILWAUKEE (NL)	.283	151	505	79	143	29	5	20	65	68	77	4
1965	MILWAUKEE (NL)	.243	71	181	16	44	13	1	4	18	18	28	1
1966	ATLANTA	.251	138	454	55	114	20	4	15	60	71	87	0
1967	ATLANTA	.227	129	418	37	95	14	3	7	39	65	62	5
1968	HOUSTON	.249	150	542	56	135	23	6	6	56	64	81	5
1969	HOUSTON	.269	154	553	72	149	25	5	10	90	87	87	2
1970	HOUSTON	.304	154	562	82	171	26	6	13	92	82	80	6
1971	HOUSTON	.246	146	475	57	117	26	3	1	43	69	68	4
1972	CINCINNATI	.233	140	447	41	104	19	2	9	50	58	76	0
1973	CINCINNATI	.191	139	241	38	46	10	0	3	26	69	53	1
1974	HOUSTON	.103	30	29	2	3	1	0	0	1	4	10	0
<b>ML</b>	<b>Totals</b>	<b>.250</b>	<b>1598</b>	<b>5071</b>	<b>605</b>	<b>1270</b>	<b>225</b>	<b>40</b>	<b>101</b>	<b>606</b>	<b>698</b>	<b>853</b>	<b>34</b>

### LEAGUE CHAMPIONSHIP SERIES RECORD

YEAR	CLUB, OPP	AVG.	G	AB	R	H	2B	3B	HR	RBI	BB	SO	SB
1972	CIN, PIT	.250	5	16	1	4	1	0	0	0	4	3	0
1973	CIN, NY	.222	3	9	1	2	0	0	1	1	1	2	0
<b>LCS</b>	<b>Totals</b>	<b>.240</b>	<b>8</b>	<b>25</b>	<b>2</b>	<b>6</b>	<b>1</b>	<b>0</b>	<b>1</b>	<b>1</b>	<b>5</b>	<b>5</b>	<b>0</b>

### WORLD SERIES RECORD

YEAR	CLUB, OPP	AVG.	G	AB	R	H	2B	3B	HR	RBI	BB	SO	SB
1972	CIN, OAK	.083	7	24	1	2	0	0	1	2	2	6	0



## #46 JOHNNY PODRES Pitching Coach

B-T: L-L

HT: 5-11; WT: 190

AGE: 63, turns 64 on September 30

BORN: September 30, 1932, Witherbee, NY

RESIDES: Glens Falls, NY

**COACHING CAREER:** Has done a great job in his 5 seasons with the Phillies, turning a young, inexperienced staff into winners . . . Named Phillies pitching coach October 31, 1990 . . . Spent the 1990 season as a roving pitching instructor in the Los Angeles Dodgers organization . . . Was pitching coach at the Dodgers Rookie Club in Kissimmee, 1988-89, and was the Dodgers minor league pitching instructor, 1986-87 . . . His last major league coaching position, 1981-85, was with the Minnesota Twins (is given credit for teaching Frank Viola his changeup during that time) . . . Was a coach for the Boston Red Sox in 1980 after serving as their minor league pitching instructor from 1975-79 . . . His first coaching job came in 1970 (following his retirement in 1969) with the San Diego Padres, where he stayed through the 1973 season.

**PLAYING CAREER:** Spent 15 seasons in the major leagues as a member of the Dodgers (1953-55, 1957-66), Tigers (1966-67) and Padres (1969) . . . Compiled a 148-116 record with a 3.67 career ERA . . . In 1955, he received the Babe Ruth Award as the World Series Outstanding Player after hurling two complete-game victories, including a 2-0 shutout in the seventh game over the Yankees . . . Led NL in ERA (2.66) and shutouts (six) in 1957 after missing the entire '56 season because of Navy duty . . . Pitched in both the 1960 and 1962 All-Star games, hurling four shutout innings . . . Led NL in winning percentage in 1961 with 18-5 mark (.783) . . . In six career World Series starts, was 4-1 with a 2.11 ERA.

**PERSONAL:** John Joseph Podres . . . Married Joanie Taylor (2/12/66); two sons, Joe (12/6/66) and John (9/2/70) . . . Graduate of Mineville High School . . . Hobbies: Fishing and hunting.

### JOHNNY PODRES' MAJOR LEAGUE PLAYING RECORD

YEAR	CLUB	W-L	ERA	G	GS	CG	SHO	SV	IP	H	BB	SO
1953	BROOKLYN (NL)	9-4	4.23	33	18	3	1	0	115.0	126	64	82
1954	BROOKLYN (NL)	11-7	4.27	29	21	6	2	0	151.2	147	53	79
1955	BROOKLYN (NL)	9-10	3.95	27	24	5	2	0	159.1	160	57	114
1957	BROOKLYN (NL)	12-9	2.66	31	27	10	6	3	196.0	168	44	109
1958	LOS ANGELES	13-15	3.72	39	31	10	2	1	210.1	208	78	143
1959	LOS ANGELES	14-9	4.11	34	29	6	2	0	195.0	192	74	145
1960	LOS ANGELES	14-12	3.08	34	33	8	1	0	227.2	217	71	159
1961	LOS ANGELES	18-5	3.74	32	29	6	1	0	182.2	192	51	124
1962	LOS ANGELES	15-13	3.81	40	40	8	0	0	255.0	270	71	178
1963	LOS ANGELES	14-12	3.54	37	34	10	5	1	198.1	196	64	134
1964	LOS ANGELES	0-2	16.88	2	2	0	0	0	2.2	5	3	0
1965	LOS ANGELES	7-6	3.43	27	22	2	1	1	134.0	126	39	63
1966	LOS ANGELES	0-0	0.00	1	0	0	0	0	2.0	2	1	1
	DETROIT	4-5	3.42	36	13	2	1	4	107.1	106	34	53
1967	DETROIT	3-1	3.84	21	8	0	0	1	63.1	58	11	34
1969	SAN DIEGO	5-6	4.29	17	9	1	0	0	65.0	66	28	17
ML	Totals	148-116	3.67	440	340	77	24	11	2265.1	2239	743	1435

\* League Leader

### WORLD SERIES RECORD

YEAR	CLUB, OPP	W-L	ERA	G	GS	CG	IP	H	BB	SO	SHO	SV
1953	BKN (NL), NY (AL)	0-1	3.38	1	1	0	2.2	1	2	0	0	0
1955	BKN (NL), NY (AL)	2-0	1.00	2	2	2	18.0	15	4	10	1	0
1959	LA (NL), CHI (AL)	1-0	4.82	2	2	0	9.1	7	6	4	0	0
1963	LA (NL), NY (AL)	1-0	1.08	1	1	0	8.1	6	1	4	0	0
WS	Totals	4-1	2.11	6	6	2	38.1	29	13	18	1	0

## JOHNNY PODRES' ALL-STAR GAME RECORD

YEAR	CLUB, SITE	W-L	ERA	G	GS	CG	IP	H	BB	SO	SV
1960	NL at NY (AL) (2nd gm)	0-0	0.00	1	0	0	2.0	1	3	1	0
1962	NL at CHI (NL) (2nd gm)	0-0	0.00	1	0	0	2.0	2	0	2	0
<b>ASG</b>	<b>Totals</b>	0-0	0.00	2	0	0	4.0	3	3	3	0



### #59 **JOE RIGOLI** *Bullpen Coach*

**B-T:** R-R

**HT:** 6-2; **WT:** 190

**AGE:** 39, turns 40 on December 12

**BORN:** December 14, 1956, New York City, NY

**RESIDES:** Parsippany, NJ

**MANAGING/COACHING CAREER:** The 1996 season marks his first as a big league coach, after being named Bullpen Coach on January 10, 1996 . . . Was a manager in the St. Louis organization for Gastonia (1981), Erie (1982-83; 1986-87) and Springfield (1984) . . . Coached at AAA Louisville in 1985 . . . Has been a scout for the Cardinals from 1988-95 . . . He was responsible for signing Cardinals number one picks Alan Watson in 1991 and Matt Morris in 1995.

**PLAYING CAREER:** Former catcher . . . Signed a professional contract as a catcher with the Oakland A's organization in 1978 . . . In 1979 was player/coach at Newark . . . Was named to manage Gastonia in December, 1980.

**PERSONAL:** Joseph M. Rigoli . . . Married Victoria Fisher (12/4/82); two sons, Joseph Matthew (11/19/85) and Kevin (7/18/89); one daughter, Alexandria (9/14/95) . . . 1974 graduate of Suffern High School (NY) . . . 1978 graduate of Fairleigh-Dickinson College with a B.S. degree in Mathematics . . . Coached at Renipe College (NJ) in 1980, where he also taught math . . . Also served as coach in the Atlantic Collegiate Baseball League and conducted tryout camps for the ML Scouting Bureau . . . Hobbies: Golf, basketball and racquetball.

### JOE RIGOLI'S PLAYING RECORD

YEAR	CLUB	AVG.	G	AB	R	H	2B	3B	HR	RBI	BB	SO	SB
1978	Bend	.444	2	9	2	4	1	0	0	2	0	3	0
1979	Newark	.230	29	61	8	14	4	2	0	8	8	12	0

### PHILLIES TRAINERS

1941-45	Leo Miller
1946-47	Dusty Cooke
1948-62	Frank Wiechec
1963-68	Joe Liscio
1969-80	Don Seger
1981-	Jeff Cooper



### #3 **JOHN VUKOVICH** *Dugout Assistant*

B-T: R-R

HT: 6-1; WT: 190

AGE: 48, turns 49 on July 31

BORN: July 31, 1947, Sacramento, CA

RESIDES: Voorhees, NJ

**MANAGING/COACHING CAREER:** In his 4th season as dugout assistant for Jim Fregosi, he has been a Phillies coach since the 1988 season, serving as first base coach before his current assignment . . . Also coordinates spring training workouts . . . Served as a coach for the Chicago Cubs for six years (1982-87) in various capacities including first base, third base and dugout . . . Also worked with Cub infielders and hitters . . . Was interim manager for one day, June 13, 1986 between Jim Frey and Gene Michael, winning one and losing one in a doubleheader . . . Named Phillies interim manager September 23, 1988 when Lee Elia was fired, and posted a 5-4 record.

**PLAYING CAREER:** Played 16 years of pro baseball, including parts of 10 seasons in the major leagues with the Phillies, Brewers and Reds . . . Originally drafted by the Phils in 1966 . . . Involved in a 7-player trade after the 1972 season, going to Milwaukee . . . Traded to Cincinnati in 1975 and was a member of the Reds' World Series Champion team . . . Returned to Phillies organization in 1976 where he played until 1981 (member of the 1980 World Champion team) . . . Also a member of three league champions in the minor leagues (Spartanburg, 1967; Eugene, 1972; and Oklahoma City, 1970 -under manager Lee Elia) . . . Led his league four times in fielding by a third baseman.

**PERSONAL:** John Christopher Vukovich . . . Married Bonnie Loughran; two children, Nicole (10/4/74) and Vincent (5/6/80) . . . Graduate of Amador County High School (Sutter Creek, CA) . . . Graduate of American River College (Sacramento) with an associate's degree in physical education . . . Hobbies: Hunting and fishing.

### *J. VUKOVICH'S MAJOR LEAGUE PLAYING RECORD*

YEAR	CLUB	AVG.	G	AB	R	H	2B	3B	HR	RBI	BB	SO	SB
1970	PHILLIES	.125	3	8	1	1	0	0	0	0	1	0	0
1971	PHILLIES	.166	74	217	11	36	5	0	0	14	12	34	2
1973	MILWAUKEE	.125	55	128	10	16	3	0	2	9	9	40	0
1974	MILWAUKEE	.188	38	80	5	15	1	0	3	11	1	16	2
1975	CINCINNATI	.211	31	38	4	8	3	0	0	2	4	5	0
1976	PHILLIES	.125	4	8	2	1	0	0	1	2	0	2	0
1977	PHILLIES	.000	2	2	0	0	0	0	0	0	0	1	0
1979	PHILLIES	.200	10	15	0	3	1	0	0	1	0	3	0
1980	PHILLIES	.161	49	62	4	10	1	1	0	5	2	7	0
1981	PHILLIES	.000	11	1	0	0	0	0	0	0	0	1	0
ML	Totals	.161	277	559	37	90	14	1	6	44	29	109	4

## THE PLAYERS



### #29 WILLIE BANKS RHP

B-T: R-R

HT: 6-1; WT: 200

AGE: 27

BORN: February 27, 1969, Jersey City, NJ

RESIDES: Miami, FL

ML SERVICE: 3 years, 105 days

HOW OBTAINED: Selected by Phillies off  
waivers from Florida Marlins, 10/4/95.

**1995 SEASON:** Began season with Cubs, went 0-1, 15.43 ERA in 10 games in relief . . . Traded to LA, 6/19 . . . Moved into Dodgers starting rotation, went 0-2, 4.03 ERA in 6 starts (3.38 ERA in 5 July starts) . . . Claimed by Marlins off waivers, 8/10 . . . Snapped 10-game personal losing streak with 6-2 win on 8/26 vs HOU . . . Did not allow more than 3 runs in 7 of 9 starts with FLA . . . Teammates scored just one run for him in 7 of 14 starts . . . Allowed 9 HR in 79 innings as a starter; 5 in 11.2 innings in relief . . . Claimed by Phillies off waivers, 10/4 . . . Played winter ball for Caracas of the Venezuelan winter league.

**CAREER:** Nine-year pro . . . **1987:** MIN's 1st round selection (3rd overall pick) in June draft . . . Named top prospect in Appalachian League by Baseball America . . . **1988:** Struck out 113 in 125.2 innings for Kenosha (A) . . . **1989:** Led California League in strikeouts (173) and tied for lead in shutouts (4) for Visalia . . . Ranked 4th in CL in wins (12), starts (27) and CG (7); 10th in ERA (2.59) . . . No-hitter, 5/24 vs Palm Springs was 1-0 victory and his 1st CG . . . Threw a 1-hit shutout, 5/29 vs Salinas . . . CL All Star . . . Promoted to AA Orlando, winning his only start . . . **1990:** Finished tied for 5th in Southern League with 28 starts . . . Went 2-0 during the playoffs for Orlando . . . **1991:** Went 7-0, 2.28 ERA in a 9-start stretch, 6/13-7/27, for AAA Portland . . . Recalled and made ML debut, 7/31 at NY (2.0 innings in relief) . . . Won 1st ML game in 1st ML start, 8/6 at CAL (7-4) . . . Optioned to AAA, 8/20 . . . Recalled 9/18 . . . **1992:** Appeared in 16 games for Twins in 2 stints, 6/3-8/30 and 9/14-end of season . . . Had a 4.43 ERA in 12 starts; allowed 13 ER in 6.0 innings in 4 relief appearances . . . Went 6-1, 1.92 ERA in 11 starts at Portland . . . **1993:** First full season in majors . . . Led Twins starters in ERA (4.04) and was 2nd on club in wins (11) and strikeouts (138) . . . Averaged 7.2 SO per 9 IP, 5th best ratio in AL . . . Struck out a career-high 13, 8/14 at OAK; 1st MIN pitcher to do so since Bert Blyleven, 9/24/86 . . . Made only relief appearance of season 5/21 at TOR, 2.0 IP . . . Had a 3.47 ERA in 14 second half starts . . . Traded to Cubs, 11/24 . . . **1994:** Earned 1st NL win, 4/11 at NY (9-5) . . . 1st ML hit was a double, 4/11 (off Mike Maddux) . . . Won career-best 4 straight, 5/13-30, 4-0, 1.48 ERA, allowed a run in just 2.0 of 30.1 IP . . . Threw 1st CG and 1st shutout of ML career, 5/24 vs LA (2-0, 4-hitter) . . . Had no-hitter through 8.1 innings, 5/30 vs PHI, before allowing single to Kim Batiste . . . Had 17.0 scoreless streak, 5/24-30, best for a Cub since Greg Maddux' 19.0 stretch, 6/30-7/10/92 . . . Went 0-6 in final 8 starts, 8.04 ERA.

**PERSONAL:** Willie Anthony Banks . . . Single; one daughter, Jurnee . . . 1987 graduate of St. Anthony's High School (NJ), where he played baseball and basketball . . . Pitched in 1983 U.S. Olympic Festival . . . In H.S. baseball career threw 3 no-hitters and won All-American honors . . . As a senior, went 12-2, 0.65 ERA with 199 strikeouts, leading team to state championship . . . Named the Scholastic Coach Gatorade Circle of Champions National High School Baseball Player of the Year and United States Baseball Federation's Golden Diamond Award winner . . . Played on state championship basketball team with Bobby Hurley and Terry Dehere.

### BANKS' CAREER TRANSACTIONS

- Selected by Minnesota Twins in 1st round (3rd overall pick) of June, 1987 draft.
- Traded to Chicago Cubs November 24, 1993, for Dave Stevens (rhp) and Matt Walback (c).
- Traded to Los Angeles Dodgers June 19, 1995, for Dax Winslett (rhp).
- Selected by Florida Marlins off waivers, August 11, 1995.
- Selected by Philadelphia off waivers, October 4, 1995.

## WILLIE BANKS' CAREER RECORD

YEAR	CLUB	W-L	ERA	G	GS	CG	SHO	SV	IP	H	R	ER	BB	SO
1987	Elizabethton	1-8	6.99	13	13	0	0	0	65.2	73	71	51	62	71
1988	Kenosha	10-10	3.72	24	24	0	0	0	125.2	109	73	52	107	113
1989	Visalia	12-9	2.59	27	27	7	#4	0	174.0	122	70	50	85	*173
	Orlando	1-0	5.14	1	1	0	0	0	7.0	10	4	4	0	9
1990	Orlando	7-9	3.93	28	28	1	0	0	162.2	161	93	71	98	114
1991	Portland	9-8	4.55	25	24	1	1	0	146.1	156	81	74	76	63
	MINNESOTA	1-1	5.71	5	3	0	0	0	17.1	21	15	11	12	16
1992	Portland	6-1	1.92	11	11	2	1	0	75.0	62	20	16	34	41
	MINNESOTA	4-4	5.70	16	12	0	0	0	71.0	80	46	45	37	37
1993	MINNESOTA	11-12	4.04	31	30	0	0	0	171.1	186	91	77	78	138
1994	CHICAGO (NL)	8-12	5.40	23	23	1	1	0	138.1	139	88	83	56	91
1995	CHICAGO (NL)	0-1	14.43	10	0	0	0	0	11.2	27	23	20	12	9
	LOS ANGELES	0-2	4.03	6	6	0	0	0	29.0	36	21	13	16	23
	FLORIDA	2-3	4.32	9	9	0	0	0	50.0	43	27	24	30	30
	CHI/LA/FL	2-6	5.66	25	15	0	0	0	90.2	106	71	57	58	62
<b>AL</b>	<b>Totals</b>	16-17	4.61	52	45	0	0	0	259.2	287	152	133	127	191
<b>NL</b>	<b>Totals</b>	10-18	5.50	48	38	1	1	0	229.0	245	159	140	114	153
<b>ML</b>	<b>Totals</b>	26-35	5.11	100	83	1	1	0	488.2	532	311	273	241	344

\* League Leader # Tied for League Lead

## MAJOR LEAGUE HITTING TOTALS

	AVG.	AB	H	HR	RBI
1995	.269	26	7	0	1
Career	.179	67	10	0	1

### BANKS' 1995 DETAILED PITCHING STATS

	W-L	ERA	G	IP	ER	SV		W-L	ERA	G	IP	ER	SV
HOME	2-2	5.14	12	49.0	28	0	ATL	0-1	12.66	3	10.2	15	0
ROAD	0-4	6.26	13	41.2	29	0	CHI	0-1	13.50	1	4.2	7	0
DAY	0-0	20.25	1	2.2	6	0	CIN	0-1	4.72	4	13.1	7	0
NIGHT	2-6	5.22	24	88.0	51	0	COL	0-0	8.64	3	8.1	8	0
1ST HALF	0-2	9.47	13	25.2	27	0	FLA	0-0	7.71	2	4.2	4	0
2ND HALF	2-4	4.15	12	65.0	30	0	HOU	1-1	1.93	3	14.0	3	0
							MTL	0-0	3.86	2	7.0	3	0
APRIL	0-0	6.75	2	2.2	2	0	PHI	0-1	4.76	1	5.2	3	0
MAY	0-1	11.74	7	7.2	10	0	PIT	1-1	1.08	4	16.2	2	0
JUNE	0-0	17.05	2	6.1	12	0	STL	0-0	13.50	1	0.2	1	0
JULY	0-2	3.38	5	24.0	9	0	SD	0-0	7.20	1	5.0	4	0
AUG	1-2	4.37	4	22.2	11	0							
SEPT-OCT	1-1	4.28	5	27.1	13	0							

### BANKS' CAREER PITCHING BREAKDOWN

	G	W-L	ERA	IP	ER	SV		G	W-L	ERA	IP	ER	SV
ATL	4	0-2	10.26	16.2	19	0	MTL	3	0-1	6.00	12.0	8	0
CHI	1	0-1	13.50	4.2	7	0	NY	2	1-1	5.40	11.2	7	0
CIN	6	0-3	7.97	20.1	18	0	PHI	2	1-1	1.98	13.2	3	0
COL	5	1-0	6.95	22.0	17	0	PIT	7	2-3	3.44	34.0	13	0
FLA	3	1-0	3.86	11.2	5	0	STL	2	0-1	13.50	5.1	8	0
HOU	6	1-2	4.99	30.2	17	0	SD	4	1-2	4.44	24.1	12	0
LA	2	2-0	1.59	17.0	3	0	SF	1	0-1	5.40	5.0	3	0
April	11	4-3	4.21	57.1	27	0	Home	52	15-19	4.36	270.2	131	0
May	18	6-4	5.37	67.0	40	0	Road	48	11-16	5.86	218.0	142	0
June	16	5-5	5.80	85.1	55	0	Day	29	9-12	4.71	160.2	84	0
July	23	4-12	5.16	118.2	68	0	Night	71	17-23	5.19	328.0	189	0
August	19	3-7	5.25	96.0	56	0	1st Half	51	16-15	4.83	242.0	130	0
Sept-Oct	13	4-4	3.76	67.0	28	0	2nd Half	49	10-20	5.22	246.2	143	0

## BANKS' CAREER STATS BY BALLPARK

	G	W-L	ERA	IP	ER	SV		G	W-L	ERA	IP	ER	SV
Atlanta	2	0-1	15.63	6.1	11	0	Wrigley	16	5-7	5.47	79.0	48	0
Riverfront	4	0-2	5.17	15.2	9	0	Joe Robbie	5	2-1	4.03	29.0	13	0
Coors	2	0-0	18.90	3.1	7	0	Shea	1	1-0	6.00	6.0	4	0
Astrodome	2	0-0	5.56	11.1	7	0	Veterans	1	0-1	4.76	5.2	3	0
Dodger	5	1-1	2.73	29.2	9	0	Three Rivers	5	0-3	5.21	19.0	11	0
Jack Murphy	1	0-1	1.80	5.0	1	0	Busch	2	0-1	13.50	5.1	8	0

## BANKS' GAME HIGHS

**LOW HIT CG:** 4, at LA, 5/24/94 . . . **SHUTOUTS:** 1, at LA, 5/24/94 . . .  
**STRIKEOUTS:** 13, at OAK, 8/14/93 . . . **LONGEST OUTING:** starter: 9.0 inn., at LA, 5/24/94; reliever: 3.0 inn., vs KC, 9/18/91 . . . **WINNING STREAK:** 4 games, 1994 . . . **LOSING STREAK:** 6 games, 1994 . . . **SCORELESS STREAK:** 17.0 inn., 1994.



## #34 HOWARD BATTLE INF

B-T: R-R

HT: 6-0; WT: 197

AGE: 23, turns 24 March 25

BORN: March 25, 1972 in Biloxi, MS

RESIDES: Biloxi, MS

ML SERVICE: 29 days

HOW OBTAINED: Acquired from Toronto Blue Jays with Ricardo Jordan for Paul Quantrill, 12/6/95.

**1995 SEASON:** Spent most of the season at Syracuse, appearing in 118 games . . . Played 90 games at 3rd base and 34 at SS . . . Syracuse's Player of the Week, 5/22-28, .444, 8-18, HR, 2 RBI . . . Voted MVP of International League All-Star Game after collecting 3 hits . . . Made ML debut as a September call-up, appearing in 9 games . . . Appeared in 1st ML game as a pinch-runner, 9/5 at KC . . . Collected 1st ML hit (single) 9/23 at BOS, game 2, off Tim Wakefield . . . Voted best defensive third baseman in Baseball America's Tools of the Trade evaluation.

**CAREER:** Six-year pro . . . **1990:** Selected by TOR in June draft . . . Spent season with Medicine Hat, leading his club in AB, hits, total bases, HR and RBI . . . Rated 8th-best prospect in the Pioneer League by Baseball America . . . **1991:** Finished 2nd in South Atlantic League in HR (20), TB (246) and XBH (57); 3rd in doubles (33) . . . Reached a career-high in RBI (87) . . . Twice homered in 3 straight games . . . Selected Myrtle Beach MVP . . . Led all TOR minor leaguers in HR . . . **1992:** Led Florida State League in games (136), 2nd in RBI (85) and 3rd in TB (216) for Dunedin (A) . . . Homered in 3 straight games vs Winter Haven, 4/28-30 . . . Selected to FSL All-Star team . . . **1993:** 70 RBI were 2nd on club at Knoxville (AA) . . . Hit .367 in August with 25 RBI . . . **1994:** Spent entire season at AAA Syracuse . . . Led International League in stolen base pct. (92.9) with a career-high 26 in 28 attempts . . . Finished 2nd in IL in games (139), 3rd in triples (8) and 4th in hits (143) . . . Collected a career-high 5 RBI, 6/24 vs Ottawa.

**PERSONAL:** Howard Dion Battle . . . Single . . . 1990 graduate of Mercy Cross High School, where he played baseball, football and basketball . . . Baseball teams won back-to-back state championships . . . Hobbies: Basketball.

## HOWARD BATTLE'S CAREER RECORD

YEAR	CLUB	AVG.	G	AB	R	H	2B	3B	HR	RBI	BB	SO	SB	CS
1990	Medicine Hat	.266	61	233	25	62	17	1	5	32	15	38	5	2
1991	Myrtle Beach	.279	138	520	82	145	33	4	20	87	48	87	15	7
1992	Dunedin	.254	136	520	76	132	27	3	17	85	49	89	6	8
1993	Knoxville	.278	141	521	66	145	21	5	7	70	45	94	12	9
1994	Syracuse	.277	139	517	72	143	26	8	14	75	40	82	26	2
1995	Syracuse	.251	118	443	43	111	17	4	8	48	39	73	10	10
	TORONTO	.200	9	15	3	3	0	0	0	0	4	8	1	0
ML	Totals	.200	9	15	3	3	0	0	0	0	4	8	1	0

## BATTLE'S CAREER TRANSACTIONS

- Selected by Toronto Blue Jays in 4th round of June, 1990 draft.
- Traded to Philadelphia with Ricardo Jordan (lhp), December 6, 1995, for Paul Quantrill (rhp).

## BATTLE'S 1995 DETAILED HITTING STATS

	AVG.	AB	H	HR	RBI		AVG.	AB	H	HR	RBI
HOME	.000	9	0	0	0	SEPT-OCT	.200	15	3	0	0
ROAD	.500	5	3	0	0						
DAY	.667	3	2	0	0						
NIGHT	.083	12	1	0	0	PH	.000	1	0	0	0
2ND HALF	.200	15	3	0	0	SLUGGING %	.200				
LHP	.667	3	2	0	0	ON BASE %	.368				
RHP	.083	12	1	0	0	RISP	.000	2	0	0	0

## BATTLE'S CAREER FIELDING

	PCT.	G	PO	A	E	TC	DP
3rd Base	1.000	6	1	6	0	7	0

## BATTLE'S GAME HIGHS

HITS: 2, at BOS, 9/24/95 . . . RUNS: 1 . . . STOLEN BASES: 1 . . . HITTING STREAK: 2 games, 1995.



## #5 MIKE BENJAMIN INF

B-T: R-R

HT: 6-0; WT: 169

AGE: 30, turns 31 on November 22

BORN: November 22, 1965, Euclid, OH

RESIDES: Chandler, AZ

ML SERVICE: 4 years, 142 days.

HOW OBTAINED: Acquired from San Francisco Giants for Jeff Juden and Tommy Eason, 10/6/95.

**1995 SEASON:** Utility infielder for SF, with starts at 3rd base (30), shortstop (7) and 2nd base (4) . . . Appeared in 68 games overall, committing just 4 errors . . . Was error-free in 16 games at SS and 8 games at 2B . . . Broke ML record for most hits in 3 straight games with 14, 6/11-14 . . . Also tied ML record for most hits in 2 straight games with 10, 6/13-14 . . . Tied SF's club mark for hits in a game with 6, 6/14 at CHI.

**CAREER:** Eight-year pro . . . **1987:** Selected by SF in 3rd round of June draft . . . Spent 1st season as a pro with California League champion Fresno club . . . Joined club in June, but still managed 6 HR and 4 triples . . . **1988:** Began season at AA Shreveport . . . Collected 19 doubles and 14 steals in 89 games before being promoted to AAA Phoenix, where he finished the season . . . **1989:** Began season with Phoenix, but was recalled to the majors, 7/1 . . . Made ML debut as a pinch-runner, 7/7 at STL . . . Collected 1st ML hit, 7/9 at STL (single off Joe Magrane) . . . Optioned back to Phoenix, 7/17 . . . Appeared in 113 games at Phoenix, leading club with 12 sacrifice bunts . . . Recalled again, 9/1 . . . Appeared in 11 games in September for the Giants . . . **1990:** Spent most of season with Phoenix . . . Had 13-game hit streak, .380 (19-50) . . . Had five 3-hit games for Firebirds . . . Recalled to SF, 8/25 . . . Hit 1st ML HR 8/26 vs PHI (off Jason Grimsley) . . . **1991:** Began season with the big club and became just the 2nd rookie in SF Giants history to start a season opener . . . Struggled offensively early, going just 1-24 (HR off Bruce Hurst 4/10) . . . Optioned to Phoenix, 4/18 . . . Recalled by Giants, 6/18 . . . Appeared in 18 games before returning to Phoenix . . . Recalled again 10 days later . . . Homered 8/6 vs ATL in 2nd game back . . . Returned to Phoenix for 3rd time, 8/29; recalled, 9/3 . . . Ended up leading Giants shortstops with a .984 fielding pct., 3 errors in 190 chances . . . **1992:** Began season on DL after spraining his left knee in spring training, 3/18 vs MIL . . . Assigned to Phoenix for rehab 4/20 . . . Played in 20 games before being recalled to remain on DL . . . Reinstated and optioned to Phoenix, 6/5 . . . Was 5-for-5 with 2 doubles and 4 RBI, 6/10 at Edmonton . . . Recalled next day when Royce Clayton was optioned to Phoenix . . . **1993:** Spent 1st full season in majors in a utility role, making 40 starts: 17 at 2B, 9 at SS and 14 at 3B (committed just 5 errors) . . . Started 15 straight games, 6/22-7/7, .292 (14-48), 3 HR and 9 RBI . . . On DL 7/7-8/6 after bruising right heel, 7/7 at MTL . . . Had 2-game rehab assignment with San Jose (A); recalled and reinstated, 8/7 . . . **1994:** 2nd full season in majors . . . Appeared in 38 games with 16 starts (8 at SS, 7 at 2B, 1 at 3B) . . . Hit 1st career inside-the-park HR, 4/23 vs NY . . . Stole a career-high 3 bases, 6/6 at PIT.

**PERSONAL:** Michael Paul Benjamin . . . Married, wife's name is Karen (12/5/87); two daughters, Briana (7/11/90) and Braylee (11/2/94); one son, Michael (3/19/92) . . . 1983 graduate of Bellflower High School (CA) . . . Attended Arizona State University, where he played baseball (teammate of Barry Bonds) . . . Was a 1987 NCAA All-American . . . Assists Easter Seals Society in raising funds for infants, children and adults with disabilities.

### BENJAMIN'S CAREER TRANSACTIONS

- Selected by Minnesota Twins in the 7th round of the January, 1985 draft.
- Selected by San Francisco in the 3rd round of June, 1987 draft.
- On disabled list with sprained left knee, March 31-June 4, 1992; included rehabilitation assignment to Phoenix, April 20-May 10.
- On disabled list with bruised right heel, July 8-August 6, 1993; included rehabilitation assignment to San Jose, August 4-6.
- Traded to Philadelphia, October 6, 1995, for Jeff Juden (rhp) and Tommy Eason (c).

## MIKE BENJAMIN'S CAREER RECORD

YEAR	CLUB	AVG.	G	AB	R	H	2B	3B	HR	RBI	BB	SO	SB	CS
1987	Fresno	.241	64	212	25	51	6	4	6	24	24	71	6	2
1988	Shreveport	.236	89	309	48	73	19	5	6	37	22	63	14	6
	Phoenix	.170	37	106	13	18	4	1	0	6	13	32	2	1
1989	Phoenix	.259	113	363	44	94	17	6	3	36	18	82	10	4
	SAN FRANCISCO	.167	14	6	6	1	0	0	0	0	0	1	0	0
1990	Phoenix	.251	117	415	61	104	21	7	5	38	25	89	13	7
	SAN FRANCISCO	.214	22	56	7	12	3	1	2	3	3	10	1	0
1991	SAN FRANCISCO	.123	54	106	12	13	3	0	2	8	7	26	3	0
	Phoenix	.204	64	226	34	46	13	2	6	31	20	67	3	2
1992	Phoenix-a	.306	31	108	15	33	9	2	0	17	3	18	3	2
	SAN FRANCISCO	.173	40	75	4	13	2	1	1	3	4	15	1	0
1993	SAN FRANCISCO	.199	63	146	22	29	7	0	4	16	9	23	0	0
	San Jose-a	.000	2	8	1	0	0	0	0	0	1	0	0	0
1994	SAN FRANCISCO	.258	38	62	9	16	5	1	1	9	5	16	5	0
1995	SAN FRANCISCO	.220	68	186	19	41	6	0	3	12	8	51	11	1
<b>ML</b>	<b>Totals</b>	<b>.196</b>	<b>299</b>	<b>637</b>	<b>79</b>	<b>125</b>	<b>26</b>	<b>3</b>	<b>13</b>	<b>51</b>	<b>36</b>	<b>142</b>	<b>21</b>	<b>1</b>

a- Rehabilitation Assignment

### BENJAMIN'S 1995 DETAILED HITTING STATS

	AVG.	AB	H	HR	RBI		AVG.	AB	H	HR	RBI
HOME	.186	97	18	1	5	ATL	.214	14	3	0	0
ROAD	.258	89	23	2	7	CHI	.394	33	13	1	4
DAY	.227	97	22	1	6	CIN	.333	6	2	1	1
NIGHT	.213	89	19	2	6	COL	.077	13	1	0	0
1ST-HALF	.282	103	29	3	10	FLA	.100	10	1	0	0
2ND HALF	.145	83	12	0	2	HOU	.000	9	0	0	0
LHP	.270	37	10	1	2	LA	.077	13	1	0	0
RHP	.208	149	31	2	10	MTL	.333	15	5	1	3
APRIL	.500	2	1	0	0	NY	.000	1	0	0	0
MAY	.143	7	1	0	0	PHI	.083	12	1	0	1
JUNE	.349	63	22	2	8	PIT	.250	28	7	0	0
JULY	.133	45	6	1	2	STL	.313	16	5	0	2
AUG	.196	46	9	0	2	SD	.125	16	2	0	1
SEPT-OCT	.087	23	2	0	0						
PH	.000	4	0	0	0	ON BASE %	.256				

### BENJAMIN'S CAREER BATTING BREAKDOWN

	AVG.	AB	H	HR	RBI		AVG.	AB	H	HR	RBI
ATL	.200	55	11	1	3	MTL	.327	55	18	1	8
CHI	.255	55	14	1	5	NY	.346	26	9	3	5
CIN	.133	45	6	1	3	PHI	.211	38	8	1	7
COL	.216	37	8	2	5	PIT	.212	52	11	0	0
FLA	.258	31	8	1	6	STL	.182	33	6	0	2
HOU	.077	39	3	0	2	SD	.155	103	16	2	5
LA	.103	68	7	0	0						
April	.200	55	11	3	9	Home	.183	300	55	7	23
May	.091	33	3	0	1	Road	.208	337	70	6	28
June	.238	164	39	4	15	Day	.199	277	55	7	26
July	.230	135	31	3	16	Night	.194	360	70	6	25
August	.207	116	24	2	7	LHP	.250	192	48	6	19
Sept-Oct	.127	134	17	1	3	RHP	.173	445	77	7	32
1st Half	.216	328	71	9	32	2nd Half	.175	309	54	4	19

## BENJAMIN'S CAREER STATS BY BALLPARK

	AVG.	AB	H	HR	RBI		AVG.	AB	H	HR	RBI
Atlanta	.208	24	5	1	1	Wrigley	.400	30	12	1	4
Riverfront	.103	29	3	1	1	Joe Robbie	.300	10	3	0	2
Coors	.250	4	1	0	0	Olympic	.290	31	9	0	3
Astrodome	.105	19	2	0	2	Shea	.261	23	6	2	4
Dodger	.108	37	4	0	0	Veterans	.208	24	5	0	6
Jack Murphy	.140	50	7	1	2	Three Rivers	.188	32	6	0	0
Candlestick	.183	300	55	7	23	Busch	.235	17	4	0	2

## BENJAMIN'S CAREER FIELDING

	PCT.	G	PO	A	E	TC	DP
Shortstop	.985	170	171	371	8	550	69
3rd Base	.957	67	39	116	7	162	7
2nd Base	.988	41	79	88	2	169	26

## BENJAMIN'S CAREER HIGHS

**HITS:** 6, at CHI, 6/14/95 . . . **RUNS:** 3, vs MTL, 6/11/95 . . . **DOUBLES:** 2, at PHI, 7/20/94 . . . **TRIPLES:** 1 . . . **HOME RUNS:** 1 . . . **RBI:** 4, at PHI, 7/20/94 . . . **STOLEN BASES:** 2, vs MTL, 6/11/95 . . . **HITTING STREAK:** 7 games, 1995.



## #61 RON BLAZIER RHP

**B-T:** R-R

**HT:** 6-5; **WT:** 205

**AGE:** 24, turns 25 on July 30

**BORN:** July 30, 1971, Altoona, PA

**RESIDES:** Bellwood, PA

**HOW OBTAINED:** Signed by Phillies as an amateur free agent, 7/14/89.

**1995 SEASON:** Began season in AA Reading's starting rotation, moved to bullpen 4/25 . . . Finished tied for 4th in Eastern League in games (56) and 5th in fewest runners per 9 IP ratio among EL relievers (9.92) . . . Struck out season-high 9 on 4/22 vs Trenton (start) and 8/26 at Harrisburg (relief) . . . Pitched season-high 6.2 innings, 8/26 at Harrisburg in relief . . . Went 1-0, 3.38 ERA in 5 playoff games, holding opponents to a .200 average . . . Pitched for Sun Cities in Arizona Fall League, 3-3, 3.71 ERA in 20 games, 1 save.

**CAREER:** Five-year pro . . . **1989:** Signed as an amateur free agent, 7/14 . . . **1990:** Pitched for Princeton Patriots in 1st season of pro ball . . . **1991:** Led Batavia in wins (7) and strikeouts (77) . . . **1992:** South Atlantic League All-Star . . . Led all Phillies minor leaguers and finished tied for SAL lead in wins (14) . . . Phillies minor league Pitcher of the Month for August, 3-1, 1.96 ERA, 39 strikeouts in 36.1 innings for Spartanburg . . . Led club in innings (159.2) . . . **1993:** Phillies minor league Pitcher of the Month for August, 4-2, 2.29 ERA with 26 strikeouts in 7 games for Clearwater . . . **1994:** Paul Owens Award winner for Best Pitcher in the Phillies organization . . . Clearwater Most Valuable Pitcher of the Year . . . Led FSL in starts (29), tied for 1st in wins (13) and 4th in innings (173.1) . . . 13 wins tied club record . . . Led Phillies minor leagues in wins, innings and ERA (3.38) . . . Florida State League All-Star.

**PERSONAL:** Ronald Patrick Blazier . . . Single . . . 1989 graduate of Bellwood High School (PA), where he played baseball, basketball and football . . . Played Little League.

## RON BLAZIER'S CAREER RECORD

YEAR	CLUB	W-L	ERA	G	GS	CG	SHO	SV	IP	H	R	ER	BB	SO
1990	Princeton	3-5	4.46	14	13	1	0	0	78.2	79	46	39	29	45
1991	Batavia	7-5	4.60	24	8	0	0	2	72.1	81	40	37	17	77
1992	Spartanburg	#14-7	2.65	30	21	2	0	0	159.2	141	55	47	32	149
1993	Clearwater	9-8	3.94	27	23	1	0	0	155.1	171	80	68	40	86
1994	Clearwater	#13-5	3.38	29	29	0	0	0	173.1	177	73	65	36	120
1995	Reading	4-5	3.29	56	3	0	0	1	106.2	93	44	39	31	102

\* League Leader #Tied for League Lead

## BLAZIER'S CAREER TRANSACTIONS

— Signed by Philadelphia as an amateur free agent, July 14, 1989



### #42 TOBY BORLAND RHP

B-T: R-R

HT: 6-6; WT: 193

AGE: 26, turns 27 on May 29

BORN: May 29, 1969, Quitman, LA

RESIDES: Quitman, LA

ML SERVICE: 1 year, 46 days

HOW OBTAINED: Phillies 27th pick in June, 1987 draft.

**1995 SEASON:** First full season in the majors . . . Appeared in 16 games before being placed on DL, 6/16 with a strained right rib cage muscle (retro to 6/15) . . . At time of DL had 6.86 ERA, highest of season . . . Made 8 rehab appearances with Scranton, 0-0, 1 save, 0 ER, 11.1 IP, 15 SO . . . Activated 7/8 . . . Had team-leading 17.2 scoreless streak, 7/17-8/8 . . . Threw a career-high 4.0 innings, 7/23 vs STL . . . Struck out a career-high 5 and got his 1st ML hit (single off Jose DeLeon), 9/12 at MTL . . . Had a 6.20 ERA in 19 games in the 1st half; 2.28 ERA in 29 games in the 2nd half of the season . . . Had a 2.25 ERA in 25 games on the road . . . 5 of his 6 saves came after the All-Star break.

**CAREER:** Eight-year pro . . . **1988:** Phillies minor league Pitcher of the Month for August . . . Won Rolaids Relief Man for Appalachian League . . . **1990:** Florida State League All-Star . . . Tied for Clearwater team lead in saves (5) . . . Led Phillies minor leaguers with a 2.02 ERA . . . **1991:** Paul Owens Award winner for Best Pitcher in the Phillies minor league system . . . Pitcher of the Month for April (1-0, 0.00 ERA, 5 saves) . . . Eastern League All-Star . . . Set Reading club record with 24 saves . . . Led Eastern League in Rolaids Relief points (82), games (59) and tied in saves (24) . . . Led all Phillies minor leaguers with 24 saves . . . **1992:** Saved only game with Scranton, 5/27 vs Syracuse . . . Sent to AA Reading, 6/18 . . . Struck out a season-high 5 batters, 7/1 vs Harrisburg, 2.0 innings . . . Eastern League Player of the Week, 7/12-18, 3 saves in 3 appearances, 4.0 shutout innings, 5 SO . . . Struck out 14 batters in his final 14.2 innings . . . **1993:** Began season at Reading where he had a stretch of 9 saves in 10 appearances (5/9-29) . . . Combined with 3 other pitchers on a no-hitter, 9/4 vs New Britain . . . Led EL with a 12.41 SO per IP ratio (74 SO in 53.2 IP), finished 4th with a .193 opponents average vs him and tied for 4th with 37 games finished . . . Promoted to Scranton, 6/11 . . . Earned one save in 26 games at AAA . . . His 70 appearances were tops among all minor leaguers and his 14 saves were 2nd among all Phillies minor leaguers . . . **1994:** Made lone start with Scranton, 5/8 at Norfolk, 3 ER in 4.0 IP . . . Had 12.1 scoreless inning streak, 4/20-5/2 . . . Had season-high 6 SO, 5/12 at Richmond . . . Recalled 5/27 after 18 appearances (1.80 ERA) . . . Made ML debut that same day vs HOU . . . Optioned, 6/2 after 3 appearances . . . Longest outing was 5.2 innings, 6/5 vs Pawtucket (1 H, 0 R, 4 SO) . . . Recalled a 2nd time 6/21, and did not return to the minors . . . Finished with International League-best 9.06 runners per 9.0 IP ratio; 2nd in IL with 10.33 SO per 9.0 IP and a .176 opponents average . . . Named Best Reliever in IL by Baseball America . . . Won 1st ML game, 6/26 vs ATL, tying career-high 3.0 IP . . . Earned 1st ML save, 7/16 vs LA (2.2 IP, 1 BB, 1 SO).

**PERSONAL:** Toby Shawn Borland . . . Married Anne Norman (10/29/94); one son, Blaise Hunter (9/9/95) . . . 1986 graduate of Quitman High School (LA) where he played baseball, basketball and ran track . . . Was an All-State and All-District athlete in baseball and basketball . . . Played Little League . . . Hobbies: Hunting, fishing and golf.

## TOBY BORLAND'S CAREER RECORD

YEAR	CLUB	W-L	ERA	G	GS	CG	SHO	SV	IP	H	R	ER	BB	SO
1988	Martinsville	2-3	4.04	34	0	0	0	12	49.0	42	26	22	29	45
1989	Spartanburg	4-5	2.97	47	0	0	0	9	66.2	62	29	22	35	48
1990	Clearwater	1-2	2.26	44	0	0	0	5	59.2	44	21	15	35	44
	Reading	4-1	1.44	14	0	0	0	0	25.0	16	6	4	11	26
1991	Reading	8-3	2.70	59	0	0	0	24	76.2	68	31	23	56	72
	Scranton	0-1	7.24	27	0	0	0	1	27.1	25	23	22	26	25
1992	Reading	2-4	3.43	32	0	0	0	5	42.0	39	23	16	32	45
	Scranton	2-2	2.52	44	0	0	0	13	53.2	38	17	15	20	74
1993	Scranton	2-4	5.76	26	0	0	0	1	29.2	31	20	19	20	26
	Scranton	4-1	1.68	27	1	0	0	4	53.2	36	12	10	21	61
1994	PHILLIES	1-0	2.36	24	0	0	0	1	34.1	31	10	9	14	26
	PHILLIES	1-3	3.77	50	0	0	0	6	74.0	81	37	31	37	59
1995	Scranton-a	0-0	0.00	8	0	0	0	1	11.1	5	0	0	6	15
	<b>ML Totals</b>	<b>2-3</b>	<b>3.32</b>	<b>74</b>	<b>0</b>	<b>0</b>	<b>0</b>	<b>7</b>	<b>108.1</b>	<b>112</b>	<b>47</b>	<b>40</b>	<b>51</b>	<b>85</b>

\* League Leader a- Rehabilitation Assignment

## MAJOR LEAGUE HITTING TOTALS

	AVG.	AB	H	HR	RBI
1995	.200	5	1	0	1
Career	.125	8	1	0	2

## BORLAND'S CAREER TRANSACTIONS

- Selected by Philadelphia in 27th round of June, 1987 draft.
- On disabled list with strained left rib cage, June 15-July 7, 1995; included rehabilitation assignment to Scranton, June 22-July 7, 1995.

## BORLAND'S 1995 DETAILED PITCHING STATS

	W-L	ERA	G	IP	ER	SV		W-L	ERA	G	IP	ER	SV
HOME	1-2	5.56	25	34.0	21	3	ATL	0-0	2.70	3	6.2	2	1
ROAD	0-1	2.25	25	40.0	10	3	CHI	0-0	0.00	2	1.2	0	0
DAY	0-0	5.19	12	17.1	10	2	CIN	0-1	6.00	3	3.0	2	0
NIGHT	1-3	3.34	38	56.2	21	4	COL	0-0	0.00	3	5.1	0	0
1ST HALF	0-0	6.20	19	24.2	17	1	FLA	0-1	2.08	5	8.2	2	0
2ND HALF	1-3	2.55	31	49.1	14	5	HOU	0-0	1.23	6	7.1	1	1
							LA	0-1	1.35	3	6.2	1	0
APRIL	0-0	6.75	2	2.2	2	0	MTL	0-0	4.70	5	7.2	4	1
MAY	0-0	5.09	12	17.2	10	1	NY	0-0	18.90	4	3.1	7	0
JUNE	0-0	54.00	2	0.2	4	0	PIT	1-0	0.00	3	4.0	0	0
JULY	1-0	0.49	11	18.1	1	2	STL	0-0	2.35	3	7.2	2	2
AUG	0-0	4.00	13	18.0	8	2	SD	0-0	9.53	5	5.2	6	1
SEPT-OCT	0-3	3.24	10	16.2	6	1	SF	0-0	5.68	5	6.1	4	0

## BORLAND'S CAREER PITCHING BREAKDOWN

	G	W-L	ERA	IP	ER	SV		G	W-L	ERA	IP	ER	SV
ATL	6	1-0	2.38	11.1	3	1	MTL	6	0-0	4.00	9.0	4	1
CHI	3	0-0	0.00	2.2	0	0	NY	6	0-0	8.59	7.1	7	0
CIN	3	0-1	6.00	3.0	2	0	PIT	5	1-0	0.00	8.2	0	0
COL	3	0-0	0.00	5.1	0	0	STL	3	0-0	2.35	7.2	2	2
FLA	8	0-1	3.27	11.0	4	0	SD	8	0-0	9.72	8.1	9	1
HOU	8	0-0	2.00	9.0	2	1	SF	9	0-0	4.22	10.2	5	0
LA	6	0-1	1.26	14.1	2	1							
April	2	0-0	6.75	2.2	2	0	Home	39	2-2	4.09	55.0	25	4
May	15	0-0	4.87	20.1	11	1	Road	35	0-1	2.53	53.1	15	3
June	5	1-0	5.14	7.0	4	0	Day	18	1-0	3.91	25.1	11	2
July	25	1-0	2.21	36.2	9	3	Night	56	1-3	3.14	83.0	29	5
August	17	0-0	2.88	25.0	8	2	1st Half	26	1-0	4.66	36.2	19	1
Sept-Oct	10	0-3	3.24	16.2	6	1	2nd Half	48	1-3	2.64	71.2	21	6

## BORLAND'S CAREER STATS BY BALLPARK

	G	W-L	ERA	IP	ER	SV		G	W-L	ERA	IP	ER	SV
Atlanta	5	0-0	3.24	8.1	3	1	Wrigley	2	0-0	0.00	1.1	0	0
Riverfront	2	0-0	0.00	3.0	0	0	Joe Robbie	5	0-0	2.25	8.0	2	0
Coors	2	0-0	0.00	3.1	0	0	Olympic	3	0-0	1.69	5.1	1	1
Astrodome	4	0-0	0.00	5.1	0	1	Shea	1	0-0	5.40	1.2	1	0
Dodger	2	0-1	3.18	5.2	2	0	Veterans	39	2-2	4.09	55.0	25	4
Jack Murphy	3	0-0	2.45	3.2	1	0	Three Rivers	1	0-0	0.00	3.0	0	0
Candlestick	4	0-0	6.75	4.0	3	0	Busch	1	0-0	27.00	0.2	2	0

### BORLAND'S CAREER HIGHS

**STRIKEOUTS:** 5, at MTL, 9/12/95 . . . **LONGEST OUTING:** 4.0 inn., vs STL, 7/23/95 . . . **WINNING STEAK:** 1 game, 1994, 1995. . . **LOSING STREAK:** 3 games, 1995 . . . **SCORELESS STREAK:** 17.2 inn., 1995.



### #52 RICKY BOTTALICO RHP (Pronounced Bo-TAL-e-ko)

**B-T:** L-R

**HT:** 6-1; **WT:** 208

**AGE:** 26, turns 27 on August 26

**BORN:** August 26, 1969, New Britain, CT

**RESIDES:** Newington, CT

**ML SERVICE:** 171 days

**HOW OBTAINED:** Signed by Phillies as an amateur free agent, 7/21/91.

**1995 SEASON:** First full season in majors . . . Earned 1st ML win, 5/13 at HOU . . . Earned 1st (and only) ML save, 6/12 at NY . . . Struck out a career-high 5, 3 times, 5/29 vs LA, 7/12 vs STL and 7/22 vs STL (1) . . . Had a 2nd longest scoreless streak on club, 15.0 innings, 5/3-31; also had a 14.0 scoreless streak, 5/31-7/2 . . . Missed 8 games, 8/21-19, with a sore right arm and tendinitis . . . Led bullpen in games (62) and strikeouts (82) . . . Led teammates with .167 opponents average against him . . . Had a 1.88 ERA in 33 games at the Vet, 2nd only to Steve Frey's 1.17 ERA in 7 Vet games.

**CAREER:** Five-year pro . . . **1991:** A catcher and pitcher in college, he was signed as a free agent, 7/21, out of a semi-pro league . . . Started for Martinsville (A) and Spartanburg (A) . . . **1992:** Moved to bullpen after starting 11 games and met with success . . . Phillies Pitcher of the Month for July, 0.00 ERA, 7 BB, 22 SO, 22.0 IP, 7 saves . . . Had a streak of 23.1 scoreless innings beginning 7/2 . . . **1993:** Winner of Paul Owens Award for best pitcher in Phillies minor league system . . . Began season with Clearwater, promoted to Reading 5/14 . . . Combined with 3 others to throw a no-hitter, 9/4 vs New Britain . . . Led the organization with a combined 24 saves . . . Finished 2nd in Eastern League with 60 relief points, tied for 2nd in saves, tied for 4th with 37 games finished and tied for 5th in games . . . Went 2-0, 2.77 ERA, 11 BB, 22 SO in 20 games with Tempe of the Arizona Fall League, finishing 2nd in the league with 8 saves . . . **1994:** Made 19 relief appearances for AAA Scranton before being sent to AA Reading, 6/2 . . . 1st AAA save came 4/15 at Syracuse (1.0 IP); 1st AAA win came 4/19 at Rochester . . . Recalled 7/28 . . . Made ML debut, 7/29 at ATL (1.0 IP, 2 H, 1 SO) . . . Optioned back to Reading, 8/7, after 3 scoreless appearances . . . Finished with 22 saves at Reading, 2 shy of club record set by Toby Borland in 1991 . . . Finished 2nd in Eastern League with 66 Rolands Relief points . . . Named clubs Most Valuable Pitcher . . . Led Phillies minor leagues with 25 combined saves.

**PERSONAL:** Ricky Paul Bottalico . . . Single . . . 1987 graduate of South Catholic High School (CT), where he played baseball and basketball . . . Attended Florida Southern and Central Connecticut State Universities . . . Played Little League, Babe Ruth and American Legion baseball . . . Hobbies: Golf and watching football.

## *RICKY BOTTALICO'S CAREER RECORD*

YEAR	CLUB	W-L	ERA	G	GS	CG	SHO	SV	IP	H	R	ER	BB	SO
1991	Martinsville	3-2	4.09	7	6	2	1	0	33.0	32	20	15	13	38
	Spartanburg	2-0	0.00	2	2	0	0	0	15.0	4	0	0	2	11
1992	Spartanburg	5-10	2.41	42	11	1	0	13	119.2	94	41	32	56	118
1993	Clearwater	1-0	2.75	13	0	0	0	4	19.2	19	6	6	5	19
	Reading	3-3	2.25	49	0	0	0	20	72.0	63	22	18	26	65
1994	Scranton	3-1	8.87	19	0	0	0	3	22.1	32	27	22	22	22
	Reading	2-2	2.53	38	0	0	0	22	42.2	29	13	12	10	51
	PHILLIES	0-0	0.00	3	0	0	0	0	3.0	3	0	0	1	3
1995	PHILLIES	5-3	2.46	62	0	0	0	1	87.2	50	25	24	42	87
ML	Totals	5-3	2.38	65	0	0	0	1	90.2	53	25	24	43	90

### *MAJOR LEAGUE HITTING TOTALS*

	AVG.	AB	H	HR	RBI
1995	.000	5	0	0	0
Career	.000	5	0	0	0

### *BOTTALICO'S CAREER TRANSACTIONS*

- Signed by Philadelphia as an amateur free agent, July 21, 1991.

### *BOTTALICO'S 1995 DETAILED PITCHING STATS*

	W-L	ERA	G	IP	ER	SV		W-L	ERA	G	IP	ER	SV
HOME	3-2	1.88	33	48.0	10	0	ATL	0-0	0.00	5	4.2	0	0
ROAD	2-1	3.18	29	39.2	14	1	CHI	0-0	0.00	3	3.1	0	0
DAY	0-1	1.80	20	25.0	5	0	CIN	0-0	1.42	5	6.1	1	0
NIGHT	5-2	2.73	42	62.2	19	1	COL	0-1	8.44	4	5.1	5	0
1ST HALF	3-1	1.82	30	39.2	8	1	FLA	2-0	4.36	8	10.1	5	0
2ND HALF	2-2	3.00	32	48.0	16	0	HOU	2-0	1.86	7	9.2	2	0
							LA	0-1	4.50	4	6.0	3	0
APRIL	0-0	0.00	1	2.2	0	0	MTL	0-1	2.45	4	7.1	2	0
MAY	2-1	2.25	12	16.0	4	0	NY	0-0	0.00	5	9.0	0	1
JUNE	1-0	0.00	10	11.2	0	1	PIT	0-0	6.00	3	6.0	4	0
JULY	0-1	3.74	14	21.2	9	0	STL	0-0	0.00	4	8.2	0	0
AUG	1-1	2.84	13	19.0	6	0	SD	0-0	0.00	4	4.2	0	0
SEPT-OCT	1-0	2.70	12	16.2	5	0	SF	1-0	2.84	6	6.1	2	0

### *BOTTALICO'S CAREER PITCHING BREAKDOWN*

	G	W-L	ERA	IP	ER	SV		G	W-L	ERA	IP	ER	SV
ATL	7	0-0	0.00	6.2	0	0	MTL	5	0-1	2.16	8.1	2	0
CHI	3	0-0	0.00	3.1	0	0	NY	5	0-0	0.00	9.0	0	1
CIN	5	0-0	1.42	6.1	1	0	PIT	3	0-0	6.00	6.0	4	0
COL	4	0-1	8.44	5.1	5	0	STL	4	0-0	0.00	8.2	0	0
FLA	8	2-0	4.36	10.1	5	0	SD	4	0-0	0.00	4.2	0	0
HOU	7	2-0	1.86	9.2	2	0	SF	6	1-0	2.84	6.1	2	0
LA	4	0-1	4.50	6.0	3	0							
April	1	0-0	0.00	2.2	0	0	Home	34	3-2	1.84	49.0	10	0
May	12	2-1	2.25	16.0	4	0	Road	31	2-1	3.02	41.2	14	1
June	10	1-0	0.00	11.2	0	1	Day	22	0-1	1.67	27.0	5	0
July	16	0-1	3.42	23.2	9	0	Night	43	5-2	2.69	63.2	19	1
August	14	1-1	2.70	20.0	6	0	1st Half	30	3-1	1.82	39.2	8	1
Sept-Oct	12	1-0	2.70	16.2	5	0	2nd Half	35	2-2	2.82	51.0	16	0

### *BOTTALICO'S GAME HIGHS*

**STRIKEOUTS:** 5, vs LA, 5/29/95; vs STL, 7/12/95; vs STL, 7/22/95 . . . **LONGEST OUTING:** 3.0 Inn., vs STL, 7/12/95; vs PIT, 7/26/95 . . . **WINNING STREAK:** 2 games, 1995 . . . **LOSING STREAK:** 2 games, 1995 . . . **SCORELESS STREAK:** 15.0 Inn., 1995.

## BOTTALICO'S CAREER STATS BY BALLPARK

	G	W-L	ERA	IP	ER	SV		G	W-L	ERA	IP	ER	SV
Atlanta	5	0-0	0.00	4.2	0	0	Wrigley	1	0-0	0.00	2.0	0	0
Riverfront	2	0-0	3.38	2.2	1	0	Joe Robbie	3	1-0	3.60	5.0	2	0
Coors	3	0-1	13.50	3.1	5	0	Olympic	1	0-0	0.00	2.0	0	0
Astrodome	3	1-0	4.50	4.0	2	0	Shea	1	0-0	0.00	2.2	0	1
Dodger	2	0-0	0.00	1.2	0	0	Veterans	34	3-2	1.84	49.0	10	0
Jack Murphy	3	0-0	0.00	3.2	0	0	Three Rivers	2	0-0	12.00	3.0	4	0
Candlestick	3	0-0	0.00	3.1	0	0	Busch	2	0-0	0.00	3.2	0	0



### #54 CARLOS CRAWFORD RHP

B-T: R-R

HT: 6-1; WT: 190

AGE: 24, turns 25 on October 4

BORN: October 4, 1971, Charlotte, NC

RESIDES: Charlotte, NC

HOW OBTAINED: Selected by Phillies off waivers from Cleveland Indians, 11/16/95.

**1995 SEASON:** Went to AAA Buffalo out of extended spring training, 5/16 ... Earned 1st AAA save, 6/3 at Indianapolis ... Had a 2.19 ERA in 8 relief outings before being sent to AA Canton-Akron, 6/20 ... Lost, 4-3, in 1st complete game of season, 7/8 at Reading, allowed only AA homer to Fred McNair ... Made 4 starts at Canton, 0-1, 1.88 ERA ... Returned to Buffalo, 7/16 ... Made 5 appearances (3 starts), before returning to Canton again, 8/11 ... Went 0-1, 9.00 ERA (13.0 IP) in 3 starts for AAA; 0-0, 3.12 ERA (17.1 IP) in 10 relief appearances ... Made 4 more starts for Canton, 2-0, 2.70 ERA ... Won, 5-2, in 2nd CG of season, 8/21 at Reading.

**CAREER:** Six-year pro ... **1990:** Selected by CLE in 51st round of June draft ... Played 1st pro season with Gulf Coast League Indians ... **1991:** Finished tied for 3rd in Appalachian League in starts (13) for Burlington ... Ranked 3rd among league starters with 1.57 walks per 9 IP ... Led staff with 2 complete games and 80.1 innings ... Struck out 10 or more batters 3 times ... **1992:** Finished tied for 1st in South Atlantic League in innings (188.1), complete games (6) and starts (28) ... His innings ranked 6th among all minor leaguers ... Led Columbus teammates in wins (10) ... His 2.92 ERA ranked 2nd among Indian minor leaguers ... Threw two 1-hitters, 7/30 vs Gastonia (5-0 win) and 9/4 vs Charleston (1-0 loss) ... Worked 5 or more innings in 26 of 28 starts ... **1993:** Finished tied for 2nd in Carolina League in starts (28), tied for 3rd in complete games (4) ... Led CL in total chances (63), assists (39) and double plays (6) ... His 165.0 innings ranked 4th among Indian minor leaguers and 124 strikeouts ranked 6th ... Threw 4-hit CG SHO, 6/10 vs Lynchburg ... Threw two 3-hit CG wins, 7/7 vs Wilmington and 7/24 at Lynchburg ... **1994:** Eastern League All-Star, retired the side on 3 pitches in AA Mid-Summer Classic ... Set Canton-Akron record with 175.0 innings, ranking 5th in EL ... Led teammates with 12 wins, most for club since 1992 when Paul Byrd won 14 ... Pitched for Sun Cities of Arizona Fall League.

**PERSONAL:** Carlos Lamonte Crawford ... Single ... 1989 graduate of South Mecklenberg High School (NC), where he played baseball and football ... Member of 1989 North Carolina 4A State High School Baseball Championship team ... Named Outstanding Athlete in his high school and All-Conference in football and baseball ... Attended Montreat Anderson College (NC), where he played baseball for one year.

## CARLOS CRAWFORD'S CAREER RECORD

YEAR	CLUB	W-L	ERA	G	GS	CG	SHO	SV	IP	H	R	ER	BB	SO
1990	GCL Indians	2-3	4.36	10	9	0	0	0	53.2	68	43	26	25	39
1991	Burlington	6-3	2.46	13	13	2	1	0	80.1	62	28	22	14	80
1992	Columbus	10-11	2.92	28	#28	#8	3	0	#188.1	167	78	61	85	127
1993	Kinston	7-9	3.65	28	28	4	1	0	165.0	158	87	67	46	124
1994	Canton-Akron	12-6	3.45	26	25	3	0	0	175.0	164	83	67	59	99
1995	Buffalo	0-1	5.64	13	3	0	0	1	30.1	36	22	19	12	15
	Canton-Akron	2-2	2.61	8	8	2	0	0	51.2	47	19	15	15	36

## CRAWFORD'S CAREER TRANSACTIONS

- Selected by Cleveland Indians in 51st round of June, 1990 draft.
- Selected by Philadelphia off waivers, November 16, 1995.



### #10 DARREN DAULTON LF

B-T: L-R

HT: 6-2; WT: 207

AGE: 34

BORN: January 3, 1962, Arkansas City, KS

RESIDES: Clearwater, FL

ML SERVICE: 10 years, 127 days

HOW OBTAINED: Phillies 25th pick in June, 1980 draft.

CONTRACT STATUS: Signed a three-year contract 10/31/90 and a four-year extension through 1997, with a club option for 1998, 3/30/93.

**1995 SEASON:** Selected to NL All-Star team for 3rd time in career . . . Hit .296 in 2nd half with 22 RBI . . . His 95 games played at catcher gives him 965, 3rd most in Phillies history behind Red Dooan and Bob Boone . . . His 9 HR raised his career total to 123, tied for 10th place on Phillies all-time list, most by a Phillies catcher . . . His 55 walks, 546 career, was one shy of tying him for 10th place on the all-time list . . . Had 9th 2-HR game, 8/8 vs NY . . . Had season-high 4 hits, 5/10 vs MTL and 8/18 vs SF . . . Had three 3-walk games, last: 7/26 vs PIT (1) . . . Started 93 of Phils 1st 112 games before tearing anterior cruciate ligament in his right knee, 8/25 vs LA, catching his cleats in the turf when attempting to stop after rounding 2nd base . . . Despite injury, finished 2nd among NL catchers in fielding % (.994) . . . Had surgery, 9/1 by Dr. Phillip Marone, to repair ligament . . . Underwent surgery for 8th time on right knee (7 arthroscopic, 1 ACL) and had an incomplete tear of the rotator cuff in his left shoulder repaired, 9/29, by Dr. Marone.

**CAREER:** 16-year pro . . . **1980:** Phillies 25th pick in June draft . . . **1983:** Named to Eastern League All-Star Team and catcher on Topps Double-A All-Star Team . . . 1st ML hit was single 10/1 vs PIT (off Cecilio Guante) . . . **1984:** Hampered most of season by an injury to the right shoulder that involved both tendinitis and an irritated nerve . . . **1985:** Missed half of season with a strained right shoulder . . . Hit 1st ML homer, 8/13 at NY (off Rick Aguilera) . . . **1986:** Started season as regular catcher but suffered a season-ending injury 6/21 when Mike Heath slid into his left knee at home plate . . . Underwent surgery 4 days later for repair of mid-substance tear in the cruciate ligament . . . At time of injury he ranked among NL leaders in walks and HR-per-AB and led ML with the best ratio of walks-per-plate appearances . . . Underwent arthroscopic surgery on his left knee, 12/22, to remove adhesions . . . **1987:** Began season on DL as he continued knee rehabilitation . . . Made a remarkable comeback, returning to action in just 11 months . . . Capped comeback with storybook ending when he hit 3-run home run in his 1st game back, 5/24 vs SF . . . **1988:** Missed final month of season when he broke his right hand 8/27 punching the wall in the team video room . . . **1989:** Started season by becoming 1st Phillies catcher in 27 years to homer on opening day 4/4 at CHI (off Rick Sutcliffe) . . . Had career-high 5 hits 9/20 at CHI . . . **1990:** Led all NL

catchers in games, walks, runs, doubles, on-base-percentage (.367), assists (70) and was tied for lead in HR and doubleplays (10) . . . Threw out 39% of runners attempting to steal (39-of-99) . . . Had career-high 9-game hit streak, 4/21-5/2 . . . Scored career-high 4 runs 8/1 vs STL . . . 72 walks ranked 10th in NL . . . **1991:** 3rd ranked NL catcher for 2nd year in a row . . . On the DL 5/6 after injuring his left eye in a car accident . . . Returned 5/21, but was placed back on 5/28 experiencing stiffness from the accident . . . Returned 6/18 after 3 days on rehab in Scranton . . . Missed a total of 63 games . . . Hit 1st career grand slam with career-high 5 RBI, 7/15 vs LA . . . Played last game 9/6 at HOU, underwent surgery on left knee 9/10 to remove bone chips . . . **1992:** Led NL with 109 RBI becoming 4th catcher in ML history to win RBI title (Campanella, 1953; Bench, 1970, '72, '74 and Carter, 1984) and 1st Phillie since Mike Schmidt (1986) . . . 1st NL player to win RBI title with less than 500 AB (Babe Ruth, 3 times; Roger Maris, once) . . . Most RBI for Phillies left-handed hitter since Chuck Klein (120 in 1933) . . . Finished tied for NL lead with 2 grand slams, tied for 3rd in HR, 4th in slugging % (.524), 6th in walks, tied for 6th in on-base % (.385) and 7th in extra-base hits (64) . . . Selected to 1st All-Star game . . . Hit .299 with runners in scoring position . . . Threw out 35.8% of runners attempting to steal . . . Hit 7 HR over 7 starts with 15 RBI, 6/3-12 . . . Became 1st Phillie catcher to reach double figures in SB since 1927 when Jimmy Wilson had 13 . . . Member of ML All-Star team that toured Japan in November . . . **1993:** Led the team in RBI for 2nd straight season . . . Became 1st left-handed Phillie to have consecutive 100 RBI seasons since Johnny Callison had 104 and 101 in 1964 and 1965 . . . Hardest player in the NL to double up (twice in 510 AB); finished tied for 2nd in grand slams (2), 3rd in walks, tied for 4th in RBI/AB ratio (4.9), 6th in RBI, tied for 8th in IBB (12), tied for 9th in extra-base hits (63), 10th in on-base % (.392), and 10th in HR/AB ratio (21.3) . . . 1st Phillie catcher to reach 100 walks in a season . . . Had 4 two-HR games; most since Mike Schmidt had 5 in 1983 . . . Had a career-high 6 RBI, 7/28 vs STL . . . Elected starting catcher for 1st time in 2nd All-Star appearance . . . Threw out 33% (43 of 129) of runners attempting to steal . . . Started 143 of 162 games . . . Hit .263 in the NLCS vs ATL including a 9th inning solo HR in Game 5, 10/11 . . . Knocked in game-winning run with 2 RBI double in Game 6 of the NLCS, 10/13 . . . Had a 2-run HR, 3 RBI in 15-14 loss in Game 4 of the WS vs TOR . . . **1994:** Hit his 100th career home run, 4/7 at COL . . . Tied career-high 4 runs, 4/13 vs COL and 6/26 vs ATL . . . Tied Phillies-best 4 hits, 5/18 at MTL . . . Was among NL leaders with 56 RBI, a 4.6 AB-per-RBI ratio and led Phils in games when foul tip off Jeff Conine's bat fractured his right clavicle, 6/28 vs FLA . . . Injury ended his season and prevented him from being named to NL All-Star team . . . Started 67 of first 76 games; missed final 39 due to injury . . . Despite injury, led team in HR and RBI.

**PERSONAL:** Darren Arthur Daulton . . . Married Nicole Michelle Garcia (11/25/95); one son, Zachary Ryan (5/17/90) . . . 1980 graduate of Arkansas City (KS) High School where he played football, baseball and wrestling . . . Attended Cowley County (KS) Community College . . . Played Little League, American Legion and Semi-Pro baseball . . . Donated \$100 per RBI to the Philadelphia Committee for the Homeless in 1993 (\$10,500) and 1994 (\$5,600); increased his donation to \$500 per RBI in 1995 (\$27,500) . . . Hobbies: Hunting and fishing.

### **DAULTON'S GAME HIGHS**

**HITS:** 5, at CHI, 9/20/89 . . . **RUNS:** 4, vs STL, 8/1/90; at COL, 5/30/93; vs COL, 4/13/94; vs ATL, 6/26/94 . . . **DOUBLES:** 2, last time: vs LA, 8/24/95 . . . **TRIPLES:** 1 . . . **HOME RUNS:** 2, 9 times, last: vs NY, 8/8/95 . . . **RBI:** 6, vs STL, 7/28/93 . . . **STOLEN BASES:** 1 . . . **HITTING STREAK:** 12 games, 1992 . . . **GRAND SLAMS:** vs LA, 7/15/91; vs NY, 7/28/92; at MTL, 9/21/92; vs PIT, 5/10/93; vs STL, 7/28/93.

## DARREN DAULTON'S CAREER RECORD

YEAR	CLUB	AVG.	G	AB	R	H	2B	3B	HR	RBI	BB	SO	SB	CS
1980	Helena	.200	37	100	13	20	2	1	1	10	23	29	5	0
1981	Spartanburg	.230	98	270	44	62	11	1	3	29	56	35	14	5
1982	Peninsula	.241	110	324	65	78	21	2	11	44	89	51	17	6
1983	Reading	.262	113	362	77	95	16	4	19	83	106	87	28	11
	PHILLIES	.333	2	3	1	1	0	0	0	0	1	1	0	0
1984	Portland	.298	80	252	45	75	19	4	7	38	57	49	3	3
1985	Portland	.308	6	13	4	4	0	2	0	2	8	9	2	0
	Portland-a	.294	17	51	9	15	5	1	2	8	8	10	4	1
	PHILLIES	.204	36	103	14	21	3	1	4	11	16	37	3	0
1986	PHILLIES	.225	49	138	18	31	4	0	8	21	38	41	2	3
1987	Clearwater	.227	9	22	1	5	3	0	1	5	4	3	0	0
	Maine	.214	20	70	9	15	1	1	3	10	16	15	5	1
	PHILLIES	.194	53	129	10	25	6	0	3	13	16	37	0	0
1988	PHILLIES	.208	58	144	13	30	6	0	1	12	17	26	2	1
1989	PHILLIES	.201	131	368	29	74	12	2	8	44	52	58	2	1
1990	PHILLIES	.268	143	459	62	123	30	1	12	57	72	72	7	1
1991	PHILLIES	.196	89	285	36	56	12	0	12	42	41	68	5	0
	Scranton-a	.222	2	9	1	2	0	0	1	1	0	0	0	0
	Reading-a	.250	1	4	0	1	0	0	0	0	1	0	0	0
1992	PHILLIES	.270	145	485	80	131	32	5	27	109	88	103	11	2
1993	PHILLIES	.257	147	510	90	131	35	4	24	105	117	111	5	0
1994	PHILLIES	.300	69	257	43	77	17	1	15	56	33	43	4	1
1995	PHILLIES	.249	98	342	44	85	19	3	9	55	55	52	3	0
ML	Totals	.244	1020	3223	440	785	176	17	123	525	546	647	44	9

\*League Leader a-Rehabilitation Assignment

## LEAGUE CHAMPIONSHIP SERIES RECORD

YEAR	CLUB,OPP	AVG.	G	AB	R	H	2B	3B	HR	RBI	BB	SO	SB	CS
1993	PHI,ATL	.263	6	19	2	5	1	0	1	3	6	3	0	0

## WORLD SERIES RECORD

YEAR	CLUB,OPP	AVG.	G	AB	R	H	2B	3B	HR	RBI	BB	SO	SB	CS
1993	PHI,TOR	.217	6	23	4	5	2	0	1	4	4	5	0	0

## ALL-STAR GAME RECORD

YEAR	CLUB,SITE	AVG.	G	AB	R	H	2B	3B	HR	RBI	BB	SO	SB	CS
1992	NL,SD	.000	1	3	1	0	0	0	0	0	0	0	0	0
1993	NL,BAL	.000	1	3	0	0	0	0	0	0	0	1	0	0
1995	NL,TEX	.000	1	0	0	0	0	0	0	0	0	0	0	0
ASG	Totals	.000	3	6	1	0	0	0	0	0	0	1	0	0

## DAULTON'S CAREER TRANSACTIONS

- Selected by Philadelphia in 25th round of June, 1980 draft.
- On disabled list with strained right shoulder, May 17-August 9, 1985; included rehabilitation assignment to Portland, July 20-August 8.
- On disabled list with surgery to repair cruciate ligament, left knee, June 22-October 6, 1986.
- On disabled list, left knee, April 1-16, 1987.
- On disabled list with broken right hand, August 28-October 3, 1988.
- Re-signed by Philadelphia as a free agent, October 31, 1990.
- On disabled list with broken left eye socket and bruises, May 6-21, 1991.
- On disabled list with stiffness in neck and upper back, May 28-June 18, 1991; included rehabilitation assignment to Scranton, June 15-18.
- On disabled list with fractured right clavicle, June 29, 1994 through remainder of season.
- On disabled list with torn right cruciate ligament, August 26, 1995 through remainder of season.

### DAULTON'S 1995 DETAILED HITTING STATS

	AVG.	AB	H	HR	RBI		AVG.	AB	H	HR	RBI
HOME	.256	176	45	7	29	ATL	.133	30	4	1	2
ROAD	.241	166	40	2	26	CHI	.174	23	4	0	1
DAY	.240	75	18	3	15	CIN	.182	22	4	0	3
NIGHT	.251	267	87	6	40	COL	.375	24	9	0	6
1ST-HALF	.225	227	51	6	33	FLA	.200	25	5	1	5
2ND HALF	.296	115	34	3	22	HOU	.190	21	4	1	5
LHP	.243	111	27	2	23	LA	.250	24	6	1	6
RHP	.251	231	58	7	32	MTL	.281	32	9	1	5
APRIL	.250	16	4	0	3	NY	.351	37	13	2	6
MAY	.236	89	21	3	16	PIT	.154	26	4	0	2
JUNE	.247	73	18	3	12	STL	.269	26	7	1	7
JULY	.242	95	23	1	14	SD	.350	20	7	1	4
AUG	.275	69	19	2	10	SF	.281	32	9	0	3
PH	.000	4	0	0	0	ON BASE%	.361				
SLUGGING %	.401					RISP	.252	111	28	2	41

### DAULTON'S CAREER BATTING BREAKDOWN

	AVG.	AB	H	HR	RBI		AVG.	AB	H	HR	RBI
ATL	.221	249	55	10	36	MTL	.251	339	85	12	51
CHI	.279	330	92	16	60	NY	.256	312	80	13	53
CIN	.249	201	50	9	39	PIT	.219	297	65	7	41
COL	.315	92	29	6	27	STL	.262	328	86	14	59
FLA	.227	88	20	5	26	SD	.214	234	50	6	24
HOU	.226	239	54	10	39	SF	.242	260	63	8	37
LA	.220	254	56	7	33						
April	.251	439	110	22	88	Home	.250	1581	395	61	264
May	.234	585	137	24	100	Road	.238	1642	390	62	261
June	.249	594	148	22	105	Day	.243	848	206	41	144
July	.227	581	132	20	88	Night	.244	2375	579	82	381
August	.244	573	140	25	79	LHP	.230	913	210	29	138
Sept-Oct	.262	451	118	10	65	RHP	.249	2310	575	94	387
1st Half	.242	1762	426	73	308	2nd Half	.246	1461	359	50	217

### DAULTON'S CAREER STATS BY BALLPARK

	AVG.	AB	H	HR	RBI		AVG.	AB	H	HR	RBI
Atlanta	.212	137	29	6	24	Wrigley	.285	172	49	11	36
Riverfront	.246	118	29	5	22	Joe Robbie	.283	46	13	4	16
Coors	.467	15	7	0	4	Olympic	.289	166	48	8	27
Astrodome	.210	105	22	4	19	Shea	.222	180	40	5	26
Dodger	.218	119	26	4	17	Veterans	.250	1581	395	61	264
Jack Murphy	.215	121	26	3	13	Three Rivers	.207	140	29	2	15
Candlestick	.190	126	24	3	10	Busch	.230	161	37	3	21

### DAULTON'S CAREER FIELDING

	PCT.	G	PO	A	E	TC	DP	PB
Catcher	.989	965	5417	445	66	5928	73	64
1st Base	1.000	2	19	1	0	21	2	—



## #58 DAVID DOSTER INF

B-T: R-R

HT: 5-10; WT: 185

AGE: 25, turns 26 October 8

BORN: October 8, 1970, Ft. Wayne, IN

RESIDES: Reading, PA

HOW OBTAINED: Phillies 27th pick in June, 1993 draft.

**1995 SEASON:** Co-winner of Paul Owens Award for best player in Phillies minor league system . . . As Reading's regular 2nd baseman, led Eastern League in at-bats (551), total bases (254) and extra-base hits (63) . . . Reached career-highs in HR (21), RBI (79) and set franchise record with 39 doubles . . . 63 extra-base hits led all of double-A baseball, 254 total bases were 2nd and doubles were tied for 2nd . . . Had 36-game errorless streak snapped, 5/31 at New Haven . . . Had outstanding post-season, leading Reading to the Eastern League championship, .361 in 8 games with 6 HR and 14 RBI, .994 slugging pct. . . Played for Tempe Rafters in Arizona Fall League . . . Finished 10th in league with .302 average.

**CAREER:** Three-year pro . . . **1993:** Selected by Phillies in 27th round of June draft . . . Began season at Spartanburg, where he hit .274 in 60 games with 15 doubles . . . Promoted to Clearwater, where he hit .357 in 9 games . . . **1994:** Selected to both the in-season and post-season Florida State League All-Star teams . . . Set club record and led FSL with 42 doubles . . . Led club in total bases (224), RBI (74) and tied for lead in HR (13) . . . Phillies Player of the Month for May, .352, 22 RBI with a 16 game hit streak . . . Named best defensive 2nd baseman in FSL by Baseball America.

**PERSONAL:** David Eric Doster . . . Married Kimberly Doudt (12/17/94) . . . 1989 graduate of New Haven High School (IN) . . . Attended Indiana State University, where he played baseball . . . Played Little League, Connie Mack and Stan Musial League baseball. . . Hobbies: Golf, fishing, weightlifting.

### DAVID DOSTER'S CAREER RECORD

YEAR	CLUB	AVG.	G	AB	R	H	2B	3B	HR	RBI	BB	SO	SB	CS
1993	Spartanburg	.274	60	223	34	61	15	0	3	20	25	36	1	0
	Clearwater	.357	9	28	4	10	3	1	0	2	2	2	0	0
1994	Clearwater	.281	131	480	76	135	42	4	13	74	54	71	12	7
1995	Reading	.265	139	551	84	146	39	3	21	79	51	61	11	7

### DOSTER'S CAREER TRANSACTIONS

- Selected by Philadelphia in 27th round of June, 1993 draft.

### PHILLIES GAMES PLAYED BY DUOS

Richie Ashburn/Willie Jones	1,463	1949-1959
Richie Ashburn/Granny Hamner	1,406	1948-1959
Richie Ashburn/Del Ennis	1,294	1948-1956
Granny Hamner/Willie Jones	1,268	1947-1959
Garry Maddox/Mike Schmidt	1,264	1975-1986
Del Ennis/Granny Hamner	1,243	1946-1956
Larry Bowa/Mike Schmidt	1,231	1972-1981
Johnny Callison/Tony Taylor	1,191	1960-1969
Del Ennis/Willie Jones	1,188	1947-1956
Larry Bowa/Greg Luzinski	1,177	1970-1980



## #4 **LENNY DYKSTRA** **CF**

**B-T:** L-L

**HT:** 5-10; **WT:** 188

**AGE:** 33

**BORN:** February 10, 1963, Santa Ana, CA

**RESIDES:** Philadelphia, PA

**ML SERVICE:** 10 years, 63 days

**HOW OBTAINED:** Acquired from NY Mets with Roger McDowell and Tom Edens for Juan Samuel, 6/18/89.

**CONTRACT STATUS:** Signed a four year contract extension, 12/30/93, with a club option for 1999.

**1995 SEASON:** Had an injury-prone season . . . On DL, 6/4-23 with inflammation in the joint between the vertebrae in his lower back; missed total of 22 games due to the back ailment . . . Placed on DL, 7/28 with a sore right knee . . . Missed remainder of the season after having arthroscopic surgery to relieve arthritis of the patella, 8/2 by Dr. Lewis Yocum . . . Elected NL All-Star starting centerfielder for 3rd time in career . . . Hit 1st HR of season, 7/21 vs STL; it was 1st HR since 5/22/94 . . . On 7/18 at COL, played leftfield for 1st time since playing one inning there 6/6/86 (2) at PIT; ended up with 9 starts in LF . . . Had 10 stolen bases, giving him 166 in his Phillies career, passing Roy Thomas for 7th place on Phillies all-time list.

**CAREER:** 15-year pro . . . **1981:** NY Mets 12th pick in the June draft . . . **1983:** Carolina League MVP, setting league record with 105 steals . . . **1984:** Led Texas league in runs scored, becoming 1st player in Jackson franchise's history to score 100 runs . . . **1985:** Went back and forth between NY and Tidewater 3 times . . . 1st ML hit was a 2-run homer, 5/3 at CIN (off Mario Soto) . . . **1986:** Mets leading hitter in NLCS vs HOU, .304 (hit .300 overall in NLCS and WS) . . . In pennant-winning 6th game of NLCS, hit pinch-triple off Bob Knepper to lead off 9th inning, igniting a 3-run rally to tie game; then his RBI single capped the decisive 3-run 16th inning . . . Had 4 hits in Game 3 of the WS vs BOS, including 14th leadoff homer in WS history . . . **1987:** Hit 37 doubles to tie NY club record . . . Also connected for a career-high 10 HR . . . Hit 1st official HR (2-run) at night at Wrigley Field, 8/9 (off Mike Bielecki) . . . **1988:** Hit safely in all 4 games he started in the NLCS vs LA (.429, 1 HR, 3 RBI) . . . **1989:** Traded to Phillies, 6/18 . . . Became Phils regular centerfielder and leadoff hitter . . . Hit over .300 in 1st month as a Phillie (including a 14-game hit streak) . . . Finished among NL leaders in steals and doubles . . . **1990:** Led NL in on-base-pct (.418), tied for lead in hits, 4th in batting and walks, 5th in runs and 7th in doubles . . . Also set career-highs in steals, RBI and total bases . . . 23-game hit streak (5/15-6/10) was NL's best . . . Held or shared NL's batting lead, 5/12-9/15 . . . Hit better than .400 as late as 6/11 . . . Made 1st All-Star team as the starting centerfielder . . . Hit .427 with runners in scoring position . . . Hit safely in 33 of 34 games (.454), 5/2-6/10 . . . Hit 1st career inside-the-park HR 7/24 vs NY (off David Cone) . . . Member of ML All-Star team that toured Japan in November (hit .294) . . . **1991:** Season interrupted by 2 lengthy stints on DL (entered '91 season with no ML DL time) . . . Among NL leaders in runs, hits, doubles, steals, walks and on-base-percentage when involved in car accident, 5/6, suffering broken ribs, a broken cheekbone and a broken collarbone . . . Returned to action 7/15 after missing 61 games and led Phils to a 25-13 record before rebreaking collarbone running into outfield wall, 8/26 at CIN, to end season . . . Missed a total of 99 games due to injuries . . . Led club with 24 steals in just 63 games (.857 stolen base %, led NL) . . . Hit .294 in the leadoff spot . . . Phils were 36-27 with him in the lineup . . . **1992:** Injuries shortened his season for 2nd straight year, landing him on the DL on 3 separate occasions . . . Suffered fracture of styloid bone in his left arm on Opening Day, 4/7 vs CHI when hit by a Greg Maddux pitch; on DL 4/8-23 . . . His average fell to .148 on 5/9 . . . Returned to DL with strained right hamstring, 6/29-7/16 . . . Hit .330 in 72 games after 5/9, before season-ending injury, 8/15 at NY (fractured left hand diving into first base) . . . Hit over .300 for 2nd time in his career while reaching 30 steals for the 5th time . . . Stole his 200th career base, 6/2 at ATL . . . Hit .322 vs lefties . . . Led club at .368 with runners in scoring position . . . **1993:** Had an MVP-caliber season, scoring a ML-leading 143 runs, most in NL since Chuck Klein's 152 in 1932 . . . Became 1st player in NL history to lead league in walks and at-bats in the same season; was 1st NL player to reach base 300 times in a season since Tony Gwynn in '87 and just the 3rd since 1958 (Pete

*(DYKSTRA . . . continued)*

Rose did it 5 times) . . . Led NL in runs, walks, at-bats and hits, was 2nd in doubles, and 3rd in on-base-pct. (.420) . . . Phils were 69-28 when he scored, 34-2 when he scored at least twice . . . 129 walks set new club record . . . Reached career-highs in 9 categories, including HR, hits, doubles, RBI and steals . . . Set club World Series records for HR (4), RBI (8) and runs (9) and tied overall postseason mark with 6 HR, including 10th-inning game-winner at ATL in Game #5 of the NLCS, 10/11 . . . Finished 2nd in NL MVP Award voting . . . Selected to the Sporting News NL All-Star Team and NL Silver Slugger Team . . . Named Pro Athlete of the Year by Philadelphia Sportswriters . . . 1994: Finished tied for 3rd in NL in walks (68), despite missing 30 games while on DL (6/18-7/23) after undergoing surgery for appendicitis . . . Ranked 8th in NL with .404 on-base-pct. . . . Voted All-Star starter for 2nd time, but did not play due to injury . . . Led Phillies in runs (68), on-base-pct., walks, steals (15), doubles (26) and was tied for lead in triples (5) . . . Tied career-high 4 hits, 5/13 vs PIT . . . Scored at least one run in 10 straight games, 4/18-29 (14 runs in that span) . . . Hit safely in 7 straight AB, 5/1-3 . . . Shared NL Player of the Month honors for May with Mike Piazza (.392, 26 R, 40 H, 12 RBI, 23 BB) and was NL Co-Player of the Week with Fred McGriff, 5/9-15 (.444, 9 R, 12 H, 6 BB, 5 RBI) . . . Hit 3 leadoff HR, giving him 18 in his career and 11 as a Phillie (2nd all-time) . . . **MISC:** Over the past 5 seasons the Phils are 244-210 with him in the lineup, 122-168 without him.

**PERSONAL:** Lenny Kyle Dykstra . . . Married Terri Peel; three sons, Gavin (12/13/80), Cutter (6/29/89) and Luke Avery (11/6/95) . . . 1981 graduate of Garden Grove (CA) High School where he played football and baseball . . . An uncle (Tony Leswick) and grandfather (Pete Leswick) played in the National Hockey League . . . Launched the Lenny Dykstra Foundation to aid chronically ill and underprivileged children in Philadelphia in 1994; additionally donated \$25,000 to the City of Phila. Department of Recreation . . . Hobbies: Golf.

**LENNY DYKSTRA'S CAREER RECORD**

YEAR	CLUB	AVG.	G	AB	R	H	2B	3B	HR	RBI	BB	SO	SB	CS
1981	Shelby	.261	48	157	34	41	7	2	0	18	37	31	15	5
1982	Shelby	.291	120	413	95	120	13	7	3	38	95	40	77	11
1983	Lynchburg	*.358	#136	*525	*132	*188	24	*14	8	81	*107	35	*105	*23
1984	Jackson	.275	131	501	*100	138	25	7	6	62	73	45	53	17
1985	Tidewater	.310	58	229	44	71	8	6	1	25	31	20	26	6
	NEW YORK (NL)	.254	83	236	40	60	9	3	1	19	30	24	15	2
1986	NEW YORK (NL)	.295	147	431	77	127	27	7	8	45	58	55	31	7
1987	NEW YORK (NL)	.285	132	431	86	123	37	3	10	43	40	67	27	7
1988	NEW YORK (NL)	.270	126	429	57	116	19	3	8	33	30	43	30	8
1989	NEW YORK (NL)	.270	56	159	27	43	12	1	3	13	23	15	13	1
	PHILLIES	.222	90	352	39	78	20	3	4	19	37	38	17	11
	NYN-PHL	.237	146	511	66	121	32	4	7	32	60	53	30	12
1990	PHILLIES	.325	149	590	106	#192	35	3	9	60	89	48	33	5
1991	PHILLIES	.297	63	246	48	73	13	5	3	12	37	20	24	4
1992	PHILLIES	.301	85	345	53	104	18	0	6	39	40	32	30	5
1993	PHILLIES	.305	161	*637	*143	*194	44	6	19	66	*129	64	37	12
1994	PHILLIES	.273	84	315	68	86	26	5	5	24	68	44	15	4
	Scranton-a	.286	3	7	1	2	1	0	0	0	0	0	0	0
1995	PHILLIES	.264	62	254	37	67	15	1	2	18	33	28	10	5
<b>ML Totals</b>		.285	1238	4425	781	1263	275	40	78	391	614	478	282	71

\* League Leader #Tied for League Lead a-Rehabilitation Assignment

**LEAGUE CHAMPIONSHIP SERIES RECORD**

YEAR	CLUB, OPP	AVG.	G	AB	R	H	2B	3B	HR	RBI	BB	SO	SB	CS
1986	NY (NL), HOU	.304	6	23	3	7	1	1	1	3	2	4	1	0
1988	NY (NL), LA	.429	7	14	6	6	3	0	1	3	4	0	0	0
1993	PHI, ATL	.280	6	25	5	7	1	0	2	2	5	8	0	0
<b>LCS Totals</b>		.323	19	62	14	20	5	1	4	8	11	12	1	0

**WORLD SERIES RECORD**

YEAR	CLUB, OPP	AVG.	G	AB	R	H	2B	3B	HR	RBI	BB	SO	SB	CS
1986	NY (NL), BOS	.296	7	27	4	8	0	0	2	3	2	7	0	0
1993	PHI, TOR	.348	6	23	9	8	1	0	4	8	7	4	4	0
<b>WS Totals</b>		.320	13	50	13	16	1	0	6	11	9	11	4	0

## ALL-STAR GAME RECORD

YEAR	CLUB, SITE	AVG.	G	AB	R	H	2B	3B	HR	RBI	BB	SO	SB	CS
1990	NL, CHI (NL)	.250	1	4	0	1	0	0	0	0	0	0	0	0
1994	NL, PIT	INJURED - DID NOT PLAY												
1995	NL, TEX	.000	1	2	0	0	0	0	0	0	1	0	0	0
<b>ASG Totals</b>		.167	2	6	0	1	0	0	0	0	1	0	0	0

### DYKSTRA'S CAREER TRANSACTIONS

- Selected by New York Mets in 12th round of June, 1981 draft.
- Traded to Philadelphia with Roger McDowell (rhp) and Tom Edens (rhp), June 18, 1989, for Juan Samuel (of).
- On disabled list with broken ribs, broken right collarbone and broken right cheekbone, May 6-July 15, 1991.
- On disabled list with broken right collarbone, August 27, 1991 through remainder of season.
- On disabled list with fractured left ulner styloid bone, April 8-23, 1992.
- On disabled list with strained right hamstring, June 29-July 16, 1992.
- On disabled list with fractured left hand, August 16, 1992 through remainder of season.
- On disabled list with appendicitis, June 18-July 22, 1994; included rehabilitation assignment to Scranton, July 19-23.
- On disabled list with inflammation of the joint between third and fourth vertebrae (lower back), June 4-23, 1995.
- On disabled list with surgery on right knee, July 28, 1995 through remainder of season.

### DYKSTRA'S 1995 DETAILED HITTING STATS

	AVG.	AB	H	HR	RBI		AVG.	AB	H	HR	RBI
HOME	.237	131	31	2	10	ATL	.353	34	12	0	5
ROAD	.293	123	36	0	8	CHI	.235	17	4	0	2
DAY	.257	74	19	1	5	CIN	.259	27	7	0	1
NIGHT	.267	180	48	1	13	COL	.304	23	7	0	1
1ST-HALF	.269	208	56	0	15	FLA	.273	11	3	0	1
2ND HALF	.239	46	11	2	3	HOU	.357	14	5	0	2
LHP	.307	88	27	1	9	LA	.000	13	0	0	2
RHP	.241	166	40	1	9	MTL	.233	30	7	0	0
APRIL	.200	15	3	0	0	NY	.600	10	6	0	1
MAY	.280	100	28	0	9	PIT	.217	23	5	0	1
JUNE	.231	39	9	0	1	STL	.182	33	6	2	2
JULY	.270	100	27	2	8	SD	.300	10	3	0	0
						SF	.222	9	2	0	0
PH	.000	1	0	0	0	ON BASE%	.353				
SLUGGING %	.354					RISP	.302	53	16	0	15

### DYKSTRA'S CAREER BATTING BREAKDOWN

	AVG.	AB	H	HR	RBI		AVG.	AB	H	HR	RBI
ATL	.311	354	110	5	47	MTL	.249	486	121	11	45
CHI	.283	498	141	15	58	NY	.302	252	76	3	20
CIN	.247	340	84	5	22	PHI	.362	127	46	3	11
COL	.313	99	31	3	12	PIT	.282	436	123	2	26
FLA	.275	80	22	2	5	STL	.283	449	127	8	40
HOU	.354	333	118	5	30	SD	.249	342	85	4	21
LA	.304	299	91	5	27	SF	.267	330	88	7	27
April	.277	577	160	14	47	Home	.291	2164	630	50	201
May	.308	835	257	13	75	Road	.280	2261	633	28	190
June	.308	730	225	11	59	Day	.282	1375	388	29	114
July	.298	886	264	15	88	Night	.287	3050	875	49	277
August	.251	846	212	15	61	LHP	.271	1296	351	13	113
Sept-Oct	.263	551	145	10	61	RHP	.291	3129	912	65	278
1st Half	.300	2388	716	41	209	2nd Half	.269	2037	547	37	182

## DYKSTRA'S CAREER STATS BY BALLPARK

	AVG.	AB	H	HR	RBI		AVG.	AB	H	HR	RBI
Atlanta	.290	210	61	0	23	Wrigley	.287	254	73	6	21
Riverfront	.285	179	51	2	13	Joe Robbie	.193	57	11	0	2
Coors	.357	14	5	0	1	Olympic	.276	250	69	6	26
Astrodome	.304	187	57	1	16	Shea	.278	910	253	16	86
Dodger	.338	130	44	1	10	Veterans	.298	1430	426	37	136
Jack Murphy	.228	158	36	2	6	Three Rivers	.279	197	55	1	15
Candlestick	.249	169	42	2	12	Busch	.261	241	63	1	17

### DYKSTRA'S GAME HIGHS

**HITS:** 4, 15 times, last: vs PIT, 5/13/94 . . . **RUNS:** 4, vs HOU, 7/27/85; vs PIT, 5/13/94 . . . **DOUBLES:** 3, vs MTL, 5/23/93; vs SD, 5/2/94 . . . **TRIPLES:** 2, at PIT, 8/14/91 . . . **HOME RUNS:** 2, vs LA (both off Bob Welch), 5/23/87; vs CHI, 9/9/93 . . . **RBI:** 5, vs CHI, 9/9/93 . . . **STOLEN BASES:** 3, 3 times, last: vs CHI, 4/10/93 . . . **HITTING STREAK:** 23 games, 1990 . . . **GRAND SLAMS:** vs. MTL, 9/16/87 . . . **INSIDE THE PARK HR:** vs NY, 7/24/90 .

### DYKSTRA'S CAREER FIELDING

	PCT.	G	PO	A	E	TC	DP
Outfield	.987	1182	3005	52	41	3101	17



## #8 JIM EISENREICH OF

B-T: L-L

HT: 5-11; WT: 195

AGE: 36, turns 37 April 18

BORN: April 18, 1959, St. Cloud, MN

RESIDES: Blue Springs, MO

ML SERVICE: 9 years, 151 days

HOW OBTAINED: Re-signed by Phillies as a free agent, 12/7/95.

**1995 SEASON:** Played in 129 games for the Phillies, 2nd only to Charles Hayes' 141 . . . Led NL outfielders with a 1.000 fielding percentage . . . Made 90 starts (53 in RF, 5 in CF, 32 in LF) . . . Had NL-leading average for most of June, but did not have enough plate appearances until 7/1, when he was hitting .352 . . . Had a career-best and tied for team lead with 2 stolen bases, 8/16 at HOU . . . Went 10-for-10 in stolen base attempts (21-for-23 in 3 years as a Phillie), longest successful streak on club . . . Hit pinch-grand slam, 8/23 vs SD—it was his 3rd career pinch-HR and 3rd career grand slam . . . Tied his career-high with 4 runs scored, 8/25 vs LA . . . Had 11-game hit streak, 8/20-9/2, .410 (16-39), 2nd longest on club . . . Had a season-best 4-hit game, 4 times, last: 9/9 vs HOU . . . Hit his career-best 10th HR, 10/1 at FLA . . . His 55 RBI are most since 1989 (59).

**CAREER:** 14-year pro ... **1980:** Drafted in 16th round by Twins ... Appalachian League's co-Player of the Year ... **1981:** Led Midwest League in games played and doubles; 2nd in average, RBI, runs and total bases ... **1982:** Opened season on ML roster after outstanding spring ... Hit in 8 of his first 9 games before going on DL, 6/11, with a neurological movement disorder, later diagnosed as Tourette Syndrome ... **1983:** Made Opening Day roster with Twins, but after 2nd game of season advised manager Billy Gardner that the Tourette disorder had resurfaced ... Placed on DL 4/7; transferred to voluntary retired list 5/27 through remainder of season ... **1984:** Played in 12 games before being placed on the voluntary retired list 6/4 through the rest of season ... Spent time on the DL, 4/26-5/18, because of the disorder ... **1987:** Made return to majors after being out of baseball since 1984 ... Contract purchased by KC from Memphis 6/17 ... Led AL with 3 pinch-hit doubles ... Had two 4-RBI games, 7/2 vs MIN and 7/8 at CLE ... On DL with a strained left elbow, 8/25-9/9 ... **1988:** Made KC Opening Day roster ... Made 1st outfield appearance in majors since 1984 season, 4/6 ... Optioned to Omaha, 7/3; recalled 8/12, hit .271 rest of season ... **1989:** Named Les Milgram Royals' Player of the Year ... Led team in average, doubles and stolen bases; tied for lead in triples ... 27 SB were tied for 9th in AL ... Began season as 4th outfielder, but injuries moved him into lineup ... Had 13-game hit streak, 6/11-24 ... Royals' Player of the Month for May and August ... Hit 1st career grand slam (1st HR off a lefthander, Randy Johnson) and had career-high 5 RBI, 8/19 at SEA ... **1990:** Matched career-high 139 hits, 3rd highest on club, tied for club lead in triples ... Tied club record with 3 doubles 5/18 at NY ... Had 1st 5-hit game of career 6/24 at MIN ... Had 11-game hit streak, 7/30-8/12 ... **1991:** Had career-high .301 average; .322 vs lefties; .324 with runners in scoring position ... Had 12-game hit streak, 4/20-5/3 (.321) ... Tied club record with 3 doubles 4/13 vs NY ... Had limited stint at 1st base, 6/14-7/6, his 1st professional action in infield ... **1992:** Was a reserve outfielder for KC ... AL's top pinch-hitter (.370, 10-27, 4 RBI) ... His .400 on-base-pct as a pinch-hitter was tied for league lead ... Homered in 1st start of the season, 4/9 at OAK ... On DL with a strained lower right rib cage, 8/14-9/7 ... Had 4 hits 9/13 at NY ... Committed 1 error in 88 games ... **1993:** Signed by Phillies as a free agent, 1/19 ... Began season as the 5th outfielder but played his way into a platooning role in RF with Wes Chamberlain ... Finished 2nd on club in games with a career-high 153; 77 starts, 38 appearances as a defensive replacement ... .318 avg was a career-high ... Hit 2nd career grand slam, 6/14 at MTL ... Had just 36 strikeouts in 394 plate appearances ... Tied his career-best with a 13-game hit streak, 6/9-23 ... Hit .322 vs right-handers, .327 at the Vet and .303 with runners in scoring position ... Started all six games in the World Series and had 7 RBI ... **1994:** Led club in games (104) ... Had a club-best .372 avg. at the Vet ... Hit 2nd career pinch-HR, 7/15 vs LA (2nd gme, off Todd Worrell) ... Hit .342 (25-73) after the All-Star break ... Had 7 three-hit games ... Hit .341 (28-82) with runners in scoring position ... Error 4/7 at COL snapped a 117-game errorless streak ... **MISC:** Has made just 4 errors in his last 426 games in the field ... Currently has 181 errorless streak, dating back to 5/7/94 at FLA.

**PERSONAL:** James Michael Eisenreich ... Married Leann Danner; one daughter, Lauren (5/26/91), one son, Tyler James (3/22/94) ... 1977 graduate of St. Cloud (MN) Technical High School ... Attended St. Cloud State College (MN) ... Has twice been honored for his successful return to baseball despite Tourette Syndrome, a neurological disorder; January 1991, honored as 1st winner of Tony Conigliaro Award at the Boston BBWAA Dinner and January 1994, named Most Courageous Athlete by Philadelphia Sportswriters Association ... Named by USA Today Weekend as Baseball's Most Caring Athlete in 1995 ... Jim and Leann speak frequently during the season to children with Tourette Syndrome and their families ... Hobbies: Bow hunting, fishing and golfing.



## JIM EISENREICH'S CAREER RECORD

YEAR	CLUB	AVG.	G	AB	R	H	2B	3B	HR	RBI	BB	SO	SB	CS
1980	Elizabethton	.298	67	258	47	77	12	#4	3	41	35	32	12	3
	Wisc. Rapids	.438	5	16	4	7	0	0	0	5	1	0	1	0
1981	Wisc. Rapids	.311	*134	489	101	152	*27	0	23	99	84	70	9	4
1982	MINNESOTA	.303	34	99	10	30	6	0	2	9	11	13	0	0
1983	MINNESOTA	.286	2	7	1	2	1	0	0	0	1	1	0	0
1984	MINNESOTA	.219	12	32	1	7	1	0	0	3	2	4	2	0
1987	Memphis	.382	70	275	60	105	36	#10	11	57	47	44	13	4
	KANSAS CITY	.238	44	105	10	25	8	2	4	21	7	13	1	1
1988	KANSAS CITY	.218	82	202	26	44	8	1	1	19	6	31	9	3
	Omaha	.289	36	142	28	41	8	3	4	14	9	20	9	1
1989	KANSAS CITY	.293	134	475	64	139	33	7	9	59	37	44	27	8
1990	KANSAS CITY	.280	142	496	61	139	29	7	5	51	42	51	12	14
1991	KANSAS CITY	.301	135	375	47	113	22	3	2	47	20	35	5	3
1992	KANSAS CITY	.269	113	353	31	95	13	3	2	28	24	36	11	6
1993	PHILLIES	.318	153	362	51	115	17	4	7	54	26	36	5	0
1994	PHILLIES	.300	104	290	42	87	15	4	4	43	33	31	6	2
1995	PHILLIES	.316	129	377	46	119	22	2	10	55	38	44	10	0
<b>AL</b>	<b>Totals</b>	.277	698	2144	251	594	121	23	25	237	150	228	67	35
<b>NL</b>	<b>Totals</b>	.312	386	1029	139	321	54	10	21	152	97	111	21	2
<b>ML</b>	<b>Totals</b>	.288	1084	3173	390	915	175	33	46	389	247	339	88	37

\*League Leader # Tied for League Lead

## LEAGUE CHAMPIONSHIP SERIES RECORD

YEAR	CLUB,OPP	AVG.	G	AB	R	H	2B	3B	HR	RBI	BB	SO	SB	CS
1993	PHI,ATL	.133	6	15	0	2	1	0	0	1	0	2	0	0

## WORLD SERIES RECORD

YEAR	CLUB,OPP	AVG.	G	AB	R	H	2B	3B	HR	RBI	BB	SO	SB	CS
1993	PHI,TOR	.231	6	26	3	9	0	0	1	7	2	4	0	0

## EISENREICH'S CAREER TRANSACTIONS

- Selected by Minnesota Twins in 16th round of June, 1980 draft.
- On disabled list with a neurological movement disorder (Tourette Syndrome), May 6-28 and June 18-September 1, 1982.
- On disabled list with resurfacing Tourette disorder, April 7, 1983; transferred to voluntary retired list, May 27 through remainder of season.
- On disabled list with Tourette disorder, April 26-May 18, 1984.
- On voluntary retired list June 4, 1984-September 29, 1986.
- Claimed on waivers by Kansas City Royals, October 2, 1986.
- On disabled list with a strained left elbow, August 25-September 9, 1987.
- On disabled list with a pulled hamstring, July 22-August 6, 1989.
- Re-signed by Kansas City Royals as a free agent, January 31, 1992.
- On disabled list with strained lower right rib cage, August 14-September 7, 1992.
- Signed by Philadelphia as a free agent, January 19, 1993.
- Re-signed by Philadelphia as a free agent, November 24, 1993.
- Re-signed by Philadelphia as a free agent, December 7, 1995.

## EISENREICH'S GAME HIGHS

**HITS:** 5, at MIN, 6/24/90 . . . **RUNS:** 4, vs MIL, 8/10/90; vs LA, 8/25/95 . . .  
**DOUBLES:** 3, at NY (AL), 5/18/90; vs NY (AL), 4/13/91 . . . **TRIPLES:** 2, vs DET, 5/28/89 . . . **HOME RUNS:** 1 . . . **RBI:** 5, at SEA, 8/19/89 . . . **STOLEN BASES:** 1 . . .  
**HITTING STREAK:** 13 games, 1989, 1993 . . . **GRAND SLAMS:** at SEA, 8/19/89; at MTL, 6/14/93; vs SD, 8/23/95 . . . **PINCH HR:** vs NY (AL), 4/26/89; vs LA (2nd game), 7/15/94; vs SD (grand slam), 8/23/95.

## EISENREICH'S 1995 DETAILED HITTING STATS

	AVG.	AB	H	HR	RBI		AVG.	AB	H	HR	RBI
HOME	.333	183	61	5	29	ATL	.087	23	2	0	1
ROAD	.299	194	58	5	26	CHI	.000	14	0	0	1
DAY	.277	101	28	2	16	CIN	.308	26	8	0	3
NIGHT	.330	276	91	8	39	COL	.250	20	5	0	3
1ST-HALF	.321	190	61	4	27	FLA	.278	36	10	2	8
2ND HALF	.310	187	58	6	28	HOU	.378	37	14	0	5
LHP	.213	75	16	0	9	LA	.400	45	18	3	6
RHP	.341	302	103	10	46	MTL	.241	29	7	0	2
APRIL	.125	8	1	0	1	NY	.385	39	15	0	3
MAY	.406	69	28	1	14	PIT	.379	29	11	3	8
JUNE	.345	84	29	1	9	STL	.444	18	8	0	3
JULY	.203	69	14	1	8	SD	.367	30	11	1	8
AUG	.338	71	24	3	11	SF	.323	31	10	1	5
SEPT-OCT	.303	76	23	3	12						
PH	.200	20	4	1	7	ON BASE %	.380				
SLUGGING %	.464					RISP	.300	110	33	1	43

## EISENREICH'S CAREER BATTING BREAKDOWN

	AVG.	AB	H	HR	RBI		AVG.	AB	H	HR	RBI
ATL	.203	64	13	0	6	MTL	.239	71	17	2	7
CHI	.228	57	13	0	8	NY	.344	90	31	0	7
CIN	.433	67	29	1	8	PIT	.319	69	22	3	11
COL	.299	77	23	1	14	STL	.361	61	22	1	8
FLA	.272	103	28	3	22	SD	.284	81	23	1	13
HOU	.305	82	25	1	10	SF	.292	89	26	2	11
LA	.415	118	49	6	28						
April	.274	474	130	6	55	Home	.297	1549	460	24	207
May	.320	534	171	3	67	Road	.280	1624	455	22	182
June	.286	608	174	7	67	Day	.304	876	266	9	119
July	.264	592	156	7	75	Night	.283	2297	649	37	270
August	.320	425	136	14	63	LHP	.274	668	183	5	84
Sept-Oct	.274	540	148	8	64	RHP	.292	2505	732	41	305
1st Half	.285	1798	513	20	211	2nd Half	.292	1375	402	26	178

## EISENREICH'S CAREER STATS BY BALLPARK

	AVG.	AB	H	HR	RBI		AVG.	AB	H	HR	RBI
Atlanta	.194	31	6	0	4	Wrigley	.185	27	5	0	6
Riverfront	.488	43	21	0	4	Joe Robbie	.283	53	15	2	11
Coors	.278	18	5	0	3	Olympic	.161	31	5	1	4
Astrodome	.211	38	8	0	4	Shea	.320	50	16	0	5
Dodger	.333	54	18	1	10	Veterans	.343	487	167	13	76
Jack Murphy	.286	42	12	0	2	Three Rivers	.242	33	8	2	6
Candlestick	.196	56	11	2	6	Busch	.263	38	10	0	6

## EISENREICH'S CAREER FIELDING

	PCT.	G	PO	A	E	TC	DP
1st Base	.991	16	105	11	1	117	12
Outfield	.989	894	1651	25	18	1694	6



## #50 SID FERNANDEZ LHP

B-T: L-L

HT: 6-1; WT: 230

AGE: 33, turns 34 on October 12

BORN: October 12, 1962, Honolulu, HI

RESIDES: Kailua, HI

ML SERVICE: 11 years, 32 days

HOW OBTAINED: Re-signed by Phillies as a free agent, 11/27/95.

**1995 SEASON:** In 2nd year of a 3-year deal with Baltimore, he began season in Orioles rotation . . . After going 0-3 with a 8.10 ERA in 6 starts, was placed on DL with a strained left sternoclavicular joint 6/7 (retro to 6/5) . . . Made 2 rehab starts for Bowie, 1-0, 0.75 ERA, including a 7-inning CG SHO . . . Made one start after returning from DL, 6/29 at TOR, allowing 3 HR in 3.2 innings . . . Moved to bullpen, making 1 appearance, 7/4 vs MIN, 1st relief appearance since 1989 . . . Placed on waivers, 7/9 for purpose of unconditional release . . . Signed by Phillies as a free agent, 7/13 . . . Made Phillies debut, 7/16 at MTL, his only NL loss . . . His win, 7/21 vs STL, was 1st since 7/15/94 at CAL . . . Struck out a season-high 11, 8/6 at CIN; his 34th 10+ strikeout game, 2nd in '95 . . . Threw a season-high 8.0 innings, 8/26 vs LA, most since his last CG, 7/28/94 vs CLE . . . NL Pitcher of the Month for August, 5-0, 2.86 ERA, 54 SO in 7 starts . . . Left his last 3 starts early because of a muscle strain in the back of his left shoulder and triceps . . . Scratched from his final start, 9/23 vs FLA, because of an inflamed biceps area in his left arm . . . Left-handers hit just .103 against him . . . Opponents hit .195 with runners in scoring position and .200 overall.

**CAREER:** 15-year pro . . . **1981:** Selected by LA in 3rd round of June draft . . . Set league record striking out 21 batters, 8/21 vs Helena . . . Also struck out 18 in a game, twice . . . Led Pioneer League in strikeouts (128) . . . **1982:** Threw 2 no-hitters, a 1-hitter, a 2-hitter and a 3-hitter in 12 starts at Vero Beach (A) to earn promotion to AAA Albuquerque in June . . . Led Florida State League in strikeouts (137) . . . Struck out 13 in 1st game at AAA . . . **1983:** Texas League Pitcher of the Year . . . MVP of TL All-Star game . . . Led TL in strikeouts (209), ERA (2.82) and wins (13) . . . Reached double digits in strikeouts in 12 of 24 starts . . . Struck out 17, 8/17 vs El Paso . . . Contract purchased by LA, 9/1 . . . Made ML debut 9/20 in relief vs HOU . . . Made 1st ML start, a 4-3 loss to SF (3.0 IP) . . . Traded to Mets, 12/8 . . . **1984:** Leading International League in strikeouts when recalled by Mets, 7/11 . . . Won first 3 starts, including 1st ML win, 7/16 at HOU (13-3) . . . **1985:** Began season at Tidewater, recalled 5/11 . . . Led majors in fewest hits per 9 IP (5.71), 8th best in one season in ML history . . . Led majors in strikeouts per 9 IP (9.51) . . . Finished 7th in NL with 2.80 ERA . . . Allowed 3 hits or less in 22 of 26 starts . . . **1986:** Finished 7th in NL in wins (16), 3rd in winning % (.727) and tied for 4th in fewest hits per 9 IP (7.09) and strikeouts (200) . . . 1st Mets lefty to strikeout 200 batters since Jerry Koosman in 1976 . . . Out-hit Braves on 7/11, allowed 2 hits to ATL in game and went 3-4 himself in 11-0 victory . . . Won 7 straight, 6/7-7/11 . . . Selected to 1st All-Star Game . . . **1987:** NL Pitcher of the Month for April, 4-1, 2.18 ERA . . . Earned a save in 2nd career All-Star Game . . . Pitched only 49 innings in 2nd half because of sore shoulder . . . On DL 8/4-22 . . . **1988:** Led NL in fewest hits per 9 IP (6.11) and was 2nd in NL in SO per 9 IP (9.1) . . . Lost 1st official night game at Wrigley Field, 6-4 on 8/9 . . . Went 6-0 in final 9 starts . . . **1989:** Tied with Scott Garrelts for best winning % (.737) in NL and ranked 9th with team-best 2.83 ERA . . . Struck out career-high 16 in loss to ATL, 7/14; Mets record for a lefty . . . Threw back-to-back CG, 7/7 vs CIN (7-1 win) and 7/14 vs ATL (3-2 loss) . . . Threw 2-hitter, 9/21 at STL (13 SO, 0 BB), went 3-4 in game and hit 1st career HR (off Dan Quisenberry) . . . Again threw consecutive CG the last week of the season to earn NL Player of the Week honors . . . **1990:** Led NL with .200 average against him, 5th in strikeouts (181) and 2nd in hits per 9 IP (9.9) . . . Became just 3rd major leaguer in 10 years to post a losing record (min 15 decision) while holding batters to an average of .200 or less (Mark Davis in 1988 and Nolan Ryan in 1987) . . . **1991:** Missed 1st 3 months of season with a fractured left wrist (ulna bone) after being hit by a ground ball off the bat of Houston's Javier Ortiz in his 1st spring appearance, 3/11 . . . Made 5 rehab starts at various levels before returning to action, 7/18 . . . 1st start of season was 7/19; last 8/26 . . . Lone win came on 8/21 vs STL . . . Missed final month of season after undergoing surgery on his left knee, 9/7 to repair a cartilage tear under the knee cap . . . **1992:** Finished 2nd in NL in SO per 9 IP (8.1), 4th in strikeouts (193) and 10th in ERA (2.73) . . . Led team with 14 wins, 32 starts and 214.2 innings . . . Had a career-high 23.2 scoreless inning streak, 7/12-29 . . . **1993:** Started just 18 games for Mets, missing May, June and July due to a small cartilage tear in his right

tear in his right knee, suffered 4/30 while covering 1st base in a game at SD . . . On DL 5/1-7/29, underwent surgery 5/12 . . . Made 3 rehab starts for St. Lucie and Binghamton . . . Struck out NL season-high 14 on 4/20 vs SF . . . Signed with BAL as a free agent, 11/22 . . . **1994:** On the DL in spring training with biceps tendinitis; activated 4/17 after 2 rehab appearances . . . Earned 1st AL win, 4-2, 4/28 vs CAL (8.1 IP, 3 H) . . . Won his 100th career game, 5/9 vs TOR (a 4-hit, 4-1 victory win) . . . Suffered a strained rib cage muscle, 6/18 putting him on the DL for a 2nd time, 6/19-7/3.

**PERSONAL:** Charles Sid Fernandez . . . Married, Noelani Gillis (7/91); one daughter, Dominique (7/11/95) . . . 1980 graduate of Kaiser High School (HI), where he helped lead his school to the Hawaii State Championship as a senior . . . Pitched for National Champion Colt League and American Legion teams . . . Won Bob Feller Award for most strikeouts in American Legion competition . . . Is of Portuguese decent . . . Hobbies: Scuba diving.

### SID FERNANDEZ' CAREER RECORD

YEAR CLUB	W-L	ERA	G	GS	CG	SHO	SV	IP	H	R	ER	BB	SO
1981 Lethbridge	5-1	1.54	11	11	2	1	0	76.0	43	21	13	31	*128
1982 Vero Beach	8-1	1.91	12	12	5	4	0	84.2	38	19	18	38	*137
Albuquerque	6-5	5.42	13	13	5	0	0	88.0	76	54	53	52	86
1983 San Antonio	*13-4	2.82	24	24	4	1	0	153.0	111	61	48	96	*209
LOS ANGELES	0-1	6.00	2	1	0	0	0	6.0	7	4	4	7	9
1984 Tidewater	6-5	2.56	17	17	3	0	0	105.2	69	39	30	63	123
NEW YORK (NL)	6-6	3.50	15	15	0	0	0	90.0	74	40	35	34	62
1985 Tidewater	4-1	2.04	5	5	1	0	0	35.1	17	8	8	21	42
NEW YORK (NL)	9-9	2.80	26	26	3	0	0	170.1	108	56	53	80	180
1986 NEW YORK (NL)	16-6	3.52	32	31	2	1	1	204.1	161	82	80	91	200
1987 NEW YORK (NL)	12-8	3.81	28	27	3	1	0	156.0	130	75	66	67	134
1988 NEW YORK (NL)	12-10	3.03	31	31	1	1	0	187.0	127	69	63	70	189
1989 NEW YORK (NL)	14-5	2.83	35	32	6	2	0	219.1	157	73	69	75	198
1990 NEW YORK (NL)	9-14	3.46	30	30	2	1	0	179.1	130	79	69	67	181
1991 St. Lucie-a	0-0	0.00	1	1	0	0	0	3.0	1	0	0	1	4
Williamsport-a	0-0	0.00	1	1	0	0	0	6.0	3	0	0	1	5
Tidewater-a	1-0	1.15	3	3	0	0	0	15.2	9	2	2	6	22
NEW YORK (NL)	1-3	2.86	8	8	0	0	0	44.0	36	18	14	9	31
1992 NEW YORK (NL)	14-11	2.73	32	32	5	2	0	214.2	162	67	65	67	193
1993 NEW YORK (NL)	5-6	2.93	18	18	1	1	0	119.2	82	42	39	36	81
St. Lucie-a	0-0	4.50	1	1	0	0	0	4.0	3	2	2	1	7
Binghamton-a	0-1	1.80	2	2	0	0	0	10.0	6	2	2	3	11
1994 BALTIMORE	6-6	5.15	19	19	2	0	0	115.1	109	66	66	46	95
Albany-a	0-0	0.00	1	1	0	0	0	3.0	0	0	0	2	4
Rochester-a	0-0	4.50	1	1	0	0	0	4.0	3	2	2	1	4
1995 BALTIMORE	0-4	7.39	8	7	0	0	0	28.0	36	26	23	17	31
Bowie-a	1-0	0.75	2	2	1	1	0	12.0	4	2	1	3	10
PHILLIES	6-1	3.34	11	11	0	0	0	64.2	48	25	24	21	79
<b>AL Totals</b>	<b>6-10</b>	<b>5.59</b>	<b>27</b>	<b>26</b>	<b>2</b>	<b>0</b>	<b>0</b>	<b>143.1</b>	<b>145</b>	<b>92</b>	<b>89</b>	<b>63</b>	<b>126</b>
<b>NL Totals</b>	<b>104-80</b>	<b>3.16</b>	<b>268</b>	<b>262</b>	<b>23</b>	<b>9</b>	<b>1</b>	<b>1655.1</b>	<b>1222</b>	<b>630</b>	<b>581</b>	<b>624</b>	<b>1537</b>
<b>ML Totals</b>	<b>110-90</b>	<b>3.35</b>	<b>295</b>	<b>288</b>	<b>25</b>	<b>9</b>	<b>1</b>	<b>1798.2</b>	<b>1367</b>	<b>722</b>	<b>670</b>	<b>687</b>	<b>1663</b>

\*League Leader a-Rehabilitation Assignment

### LEAGUE CHAMPIONSHIP RECORD

YEAR CLUB, OPP	W-L	ERA	G	GS	CG	SHO	SV	IP	H	R	ER	BB	SO
1986 NY (NL), HOU	0-1	4.50	1	1	0	0	0	6.0	3	3	3	1	5
1988 NY (NL), LA	0-1	13.50	1	1	0	0	0	4.0	7	6	6	1	5
<b>LCS Totals</b>	<b>0-2</b>	<b>8.10</b>	<b>2</b>	<b>2</b>	<b>0</b>	<b>0</b>	<b>0</b>	<b>10.0</b>	<b>10</b>	<b>9</b>	<b>9</b>	<b>2</b>	<b>10</b>

### WORLD SERIES RECORD

YEAR CLUB, OPP	W-L	ERA	G	GS	CG	SHO	SV	IP	H	R	ER	BB	SO
1986 NY (NL), BOS	0-0	1.35	3	0	0	0	0	6.2	6	1	1	1	10

### ALL-STAR GAME RECORD

YEAR CLUB, SITE	W-L	ERA	G	GS	CG	SHO	SV	IP	H	R	ER	BB	SO
1986 NL, HOU	0-0	0.00	1	0	0	0	0	1.0	0	0	0	2	3
1987 NL, OAK	0-0	0.00	1	0	0	0	1	1.0	1	0	0	1	1
<b>ASG Totals</b>	<b>0-0</b>	<b>0.00</b>	<b>2</b>	<b>0</b>	<b>0</b>	<b>0</b>	<b>1</b>	<b>2.0</b>	<b>1</b>	<b>0</b>	<b>0</b>	<b>3</b>	<b>4</b>

## ***FERNANDEZ' CAREER TRANSACTIONS***

- Selected by Los Angeles Dodgers in 3rd round of June, 1981 draft.
- Traded to New York Mets with Ross Jones (inf), December 8, 1983, for Carlos Diaz (p) and Bob Bailor (inf).
- On disabled list with soreness in left shoulder, August 4-22, 1987.
- On disabled list with a fractured left ulna bone, March 12-July 18, 1991; included rehabilitation assignments to St. Lucie, June 22-27; Tidewater, June 27-July 7 and July 14-16; Williamsport, July 7-14.
- On disabled list with small cartilage tear in right knee, May 1-July 29, 1993; included rehabilitation assignments to St. Lucie, July 11-17 and Binghamton, July 18-29.
- Signed by Baltimore Orioles as a free agent, November 22, 1993.
- On disabled list with biceps tendinitis, March 25-April 17, 1994; included rehabilitation assignments to Albany, April 7-12 and Rochester, April 12-17.
- On disabled list with strained rib cage muscle, June 19-July 4, 1994.
- On disabled list with strained left sternoclavicular joint, June 5-29, 1995; included rehabilitation assignment to Bowie, June 18-24.
- Signed by Philadelphia as a free agent, July 13, 1995.
- Re-signed by Philadelphia as a free agent, November 27, 1995.

## ***MAJOR LEAGUE HITTING TOTALS***

	AVG.	AB	H	HR	RBI
1995	.043	23	1	0	1
Career	.185	519	96	1	32

Last Home Run: 9/21/89 at STL

### ***FERNANDEZ' 1995 DETAILED PITCHING STATS***

	W-L	ERA	G	IP	ER	SV		W-L	ERA	G	IP	ER	SV
HOME	4-1	3.88	9	46.1	20	0	ATL	1-0	5.40	1	5.0	3	0
ROAD	2-4	5.24	10	46.1	27	0	CIN	0-0	1.50	1	6.0	1	0
DAY	1-2	3.96	5	25.0	11	0	FLA	0-0	20.30	1	2.2	6	0
NIGHT	5-3	4.79	14	67.2	36	0	HOU	0-0	1.50	1	6.0	1	0
1ST HALF	0-4	7.39	8	28.0	23	0	LA	1-0	5.06	1	5.1	3	0
2ND HALF	6-1	3.34	11	64.2	24	0	MTL	1-1	6.00	2	12.0	8	0
							PIT	0-0	1.29	1	7.0	1	0
APRIL	0-0	8.10	1	3.1	3	0	STL	1-0	0.00	1	6.0	0	0
MAY	0-2	8.40	4	15.0	14	0	SD	1-0	1.13	1	8.0	1	0
JUNE	0-2	6.23	2	8.2	6	0	SF	1-0	0.00	1	6.2	0	0
JULY	1-1	2.33	4	19.1	5	0							
AUG	5-0	2.68	7	43.2	13	0							
SEPT-OCT	0-0	20.25	1	2.2	6	0							

### ***FERNANDEZ' CAREER PITCHING BREAKDOWN***

	G	W-L	ERA	IP	ER	SV		G	W-L	ERA	IP	ER	SV
ATL	16	6-5	2.84	104.2	33	0	MTL	25	8-9	4.26	143.2	68	0
CHI	24	10-6	3.82	143.2	61	0	PHI	31	15-10	3.23	189.1	68	0
CIN	18	7-8	2.60	121.1	35	0	PIT	31	12-8	2.67	202.1	60	1
COL	3	2-1	2.70	20.0	6	0	STL	28	11-7	3.33	159.1	59	0
FLA	2	1-0	6.52	9.2	7	0	SD	25	7-8	3.41	161.0	61	0
HOU	25	9-7	2.78	152.0	47	0	SF	17	8-4	2.95	91.2	30	0
LA	23	8-7	2.82	146.2	46	0							
April	35	13-6	3.79	197.0	83	0	Home	144	65-37	2.76	937.1	287	1
May	46	15-17	3.21	275.0	98	0	Road	151	45-53	4.00	861.1	383	0
June	42	17-15	3.82	259.0	110	0	Day	91	29-25	3.63	528.2	213	1
July	54	21-17	3.10	331.0	114	0	Night	204	81-65	3.24	1270.0	457	0
August	61	22-18	3.21	390.0	139	0	1st Half	137	52-41	3.47	814.2	314	0
Sept-Oct	57	22-17	3.27	346.2	126	1	2nd Half	158	58-49	3.26	984.0	356	1

## FERNANDEZ' CAREER STATS BY BALLPARK

	G	W-L	ERA	IP	ER	SV		G	W-L	ERA	IP	ER	SV
Atlanta	9	3-3	3.74	53.0	22	0	Wrigley	9	0-4	7.17	42.2	34	0
Riverfront	10	6-2	1.86	63.0	13	0	Joe Robbie	1	1-0	1.29	7.0	1	0
Astrodome	13	2-6	3.75	72.0	30	0	Olympic	14	1-7	5.74	69.0	44	0
Dodger	14	5-5	3.27	82.2	30	0	Shea	124	58-31	2.52	821.2	230	1
Jack Murphy	13	4-3	3.72	87.0	35	0	Veterans	21	9-7	4.19	120.1	56	0
Candlestick	6	2-3	4.32	25.0	12	0	Three Rivers	16	7-2	2.52	107.0	30	0
							Busch	16	5-6	3.77	93.0	39	0

## FERNANDEZ' GAME HIGH STRIKEOUTS

Has 34 10+ strikeout games

- 16.....7/14/89 at ATL
- 14, twice .....last: 4/20/93 vs SF
- 13, 3 times.....last 9/21/89 at STL
- 12, 5 times.....last: 4/30/92 vs HOU
- 11, 10 times.....last: 8/6/95 at CIN
- 10, 13 times.....last: 7/21/95 vs STL

## FERNANDEZ' GAME HIGHS

**LOW HIT CG:** 2, 5 times, last: vs MTL, 4/22/90 . . . **SHUTOUTS:** 9, last: vs CHI (NL), 9/12/93 . . . **STRIKEOUTS:** 16, at ATL, 7/14/89 . . . **LONGEST OUTING:** 9 inn., 21 times, last: vs CLE, 7/28/94 . . . **WINNING STREAK:** 7 games, 1986 . . . **LOSING STREAK:** 5 games, 1984, 1995 . . . **SCORELESS STREAK:** 23.2 inn., 1992.



## #55 WAYNE GOMES RHP

B-T: R-R

HT: 6-2; WT: 205

AGE: 23

BORN: January 15, 1973, Hampton, VA

RESIDES: Nashville, TN

HOW OBTAINED: Phillies 1st pick (4th overall) in June, 1993 draft.

**1995 SEASON:** First season at AA Reading and 2nd as a starter . . . Pitched season-high 7.0 innings, 5/6 and 7/4 vs Harrisburg . . . Placed on DL, 5/12 with strained abductor muscle; activated 5/23 . . . Returned to DL 5/29-6/23 . . . Eastern League Pitcher of the Week for 7/3-9 . . . Struck out a season-high 10, 7/4 vs Harrisburg and 7/20 at Trenton . . . Ranked 3rd among starters in Eastern League in strikeouts per 9 IP (8.77) . . . Pitched for Tempe in the Arizona Fall League, 0-2, 5.97 ERA in 12 games, 7 starts.

(GOMES...continued)

**CAREER:** Three-year pro . . . 1993: Phillies 1st pick (4th overall) in June draft . . . Joined Batavia for 5 games, 1-0, 1.23 ERA . . . Promoted to Clearwater where he saved 4 games in 9 appearances, 1.17 ERA . . . 1994: First experience as a starter . . . Ranked 4th in Florida State League in walks (82) . . . Struck out a career-high 102 in a career-high 23 games.

**PERSONAL:** Wayne M. Gomes . . . Single . . . 1990 graduate of Pheobus High School (Hampton, VA), where he was an All-Peninsula selection . . . Attended Old Dominion University where he is the all-time leader with 16 saves; struck out 55 in just 26.2 innings in 1993 . . . Selected to 1st team All-Colonial Athletic Association . . . In 1992, named by Baseball America as top pitching prospect from Cape Cod League, where he was named to All-Star team . . . Was 1st-team Freshman All-American selection by Collegiate Baseball Magazine in 1991.

### WAYNE GOMES' CAREER RECORD

YEAR	CLUB	W-L	ERA	G	GS	CG	SHO	SV	IP	H	R	ER	BB	SO
1993	Batavia	1-0	1.23	5	0	0	0	0	7.1	1	1	1	8	11
	Clearwater	0-0	1.17	9	0	0	0	4	7.2	4	1	1	9	13
1994	Clearwater	6-8	4.74	23	21	1	1	0	104.1	85	63	55	82	102
1995	Reading	7-4	3.96	22	22	1	1	0	104.2	89	54	46	70	102

### GOMES' CAREER TRANSACTIONS

- Selected by Philadelphia in 1st round (4th overall pick) of June, 1993 draft.



**#44 MIKE GRACE RHP**

**B-T: R-R**

**HT: 6-4; WT: 220**

**AGE: 25, turns 26 on June 20**

**BORN: June 20, 1970, Joliet, IL**

**RESIDES: Clearwater, FL**

**ML SERVICE: 35 days**

**HOW OBTAINED: Phillies 10th pick in June, 1991 draft.**

**1995 SEASON:** Began season at AA Reading . . . Was leading Eastern League in wins (13) at time of promotion to AAA Scranton, 8/16 . . . His 13 wins for Reading were the most since Marvin Freeman's 13 in 1986 . . . Threw a season-high 9.0 innings twice: 6/27 at New Britain (AA) and 8/20 at Norwich (AAA) . . . Struck out a season-high 7, 7 times: 6 at Reading and 1 with Scranton . . . Won last 6 straight decisions in the minors, 7/24-8/25 (2 with AAA) . . . Contract was purchased by Phillies, 8/28 . . . Lost his ML debut, 9/1 at SD (4.1 IP), but did not walk a batter . . . Won 1st ML game, 1-0, 9/6 at LA; threw 7.0 innings of 2-hit ball in combining with Ricky Bottalico and Heathcliff Slocumb on a 3-hit shutout . . . ML right-handers hit .105 (2-19) against him . . . Struck out a combined 138 batters, surpassing his career total through 1994 (125) . . . Sent home 9/15 with discomfort in right shoulder . . . Examinations by Dr. Marone and Dr. Jobe showed no significant damage . . . Went to Florida Instructional League in the fall to work out.

**CAREER:** Five-year pro . . . 1988: Originally drafted by Padres, but did not sign . . . 1991: Phillies 10th pick in June draft . . . Had a 1.39 ERA in 6 starts with Batavia to earn promotion to Spartanburg, where he went 3-1, 1.89 ERA in 6 starts . . . Had surgery by Dr. Phillip Marone to remove a bone spur in his right elbow, 10/3 . . . 1992: Made just 6 starts for Spartanburg in 2nd pro season . . . Had arthroscopic surgery by Dr. James Boscardin (Chicago) on his right elbow, 11/10 . . . 1993: Missed entire season with right elbow problems . . . Had scar tissue and a bone spur removed, 8/3 by Dr. Frank Jobe . . . Had exploratory surgery by Dr. Jobe on the ulnar collateral ligament in his elbow, 12/9 . . . 1994: Began season in extended spring training . . . Reported to Spartanburg for the 3rd straight season, where he went 5-5 in career-high 15 starts.

**PERSONAL:** Michael James Grace . . . Married Leah Finkbiner (10/30/95) . . . 1988 graduate of Joliet Catholic High School (IL), where he played baseball and golf . . . Named to Chicago Tribune All Area Team . . . Attended Bradley University . . . Played Little League and Colt League baseball . . . Hobbies: Golf.

### MIKE GRACE'S CAREER RECORD

YEAR	CLUB	W-L	ERA	G	GS	CG	SHO	SV	IP	H	R	ER	BB	SO
1991	Batavia	1-2	1.39	6	6	0	0	0	32.1	20	9	5	14	36
	Spartanburg	3-1	1.89	6	6	0	0	0	33.1	24	7	7	9	23
1992	Spartanburg	0-1	4.94	6	6	0	0	0	27.1	25	16	15	8	21
1993									(Injured - Did Not Play)					
1994	Spartanburg	5-5	4.82	15	15	0	0	0	80.1	84	50	43	20	45
1995	Reading	13-6	3.54	24	24	2	0	0	147.1	137	65	58	35	118
	Scranton	2-0	1.59	2	2	1	0	0	17.0	17	3	3	2	13
	PHILLIES	1-1	3.18	2	2	0	0	0	11.1	10	4	4	4	7
ML	<b>Totals</b>	1-1	3.18	2	2	0	0	0	11.1	10	4	4	4	7

### GRACE'S CAREER TRANSACTIONS

- Selected by San Diego Padres in June, 1988 draft, but did not sign.
- Selected by Philadelphia in 10th round of June, 1991 draft.

### MAJOR LEAGUE HITTING TOTALS

	AVG.	AB	H	HR	RBI
1995	.000	2	0	0	0

### GRACE'S 1995 DETAILED PITCHING STATS

	W-L	ERA	G	IP	ER	SV		W-L	ERA	G	IP	ER	SV
ROAD	1-1	3.18	2	11.1	4	0	LA	1-0	0.00	1	7.0	0	0
NIGHT	1-1	3.18	2	11.1	4	0	SD	0-1	8.31	1	4.1	4	0
2ND HALF	1-1	3.18	2	11.1	4	0							

### GRACE'S CAREER STATS BY BALLPARK

	G	W-L	ERA	IP	ER	SV		G	W-L	ERA	IP	ER	SV
Dodger	1	1-0	0.00	7.0	0	0	Jack Murphy	1	0-1	8.31	4.1	4	0

### GRACE'S GAME HIGHS

**STRIKEOUTS:** 4, at SD, 9/1/95 . . . **LONGEST OUTING:** 7.0 Inn., at LA, 9/6/95 . . . **WINNING STREAK:** 1 game, 1995 . . . **LOSING STREAK:** 1 game, 1995 . . . **SCORELESS STREAK:** 7.0 Inn., 1995.





## #28 TYLER GREEN RHP

B-T: R-R

HT: 6-5; WT: 211

AGE: 26

BORN: February 18, 1970, Springfield, OH

RESIDES: Englewood, CO

ML SERVICE: 1 year, 9 days

HOW OBTAINED: Phillies 1st pick (10th overall) in June, 1991 draft.

**1995 SEASON:** First full season in majors ... Earned 1st ML win, 9-4, 5/5 at ATL ... Threw a 3-hit shutout through 6.0 innings, in 2nd career win, 5/10 vs MTL ... Got 1st ML hit and RBI, 5/20 vs NY (double off Blas Minor) ... Threw 2 consecutive CG: 5/25 vs SF (6 inn) and 5/30 vs LA (9 inn) ... Earned 1st ML (and professional) shutout, 5/30 vs LA (a 7-hit, 5-0 win) ... Shutout LA 2 straight times: 5-0, 5/30 vs LA and 3-0, 6/10 at LA ... Struck out a career-high 9, 6/15 vs HOU ... Had a 4-game win streak, 6/10-30, covering 5 starts ... Went 4-1, 1.66 ERA (9 ER in 48.2 IP) in 6 June starts ... Had 1st multiple-hit game of career, 6/20 at NY ... Last win was 6/30 vs ATL ... Selected to NL All-Star team, becoming 1st Phillies rookie pitcher to be selected since Ray Culp (1963) and 1st Phillie rookie since Juan Samuel (1984) ... Ended season with 5-game losing streak, dating back to 7/14 at MTL, his 1st start after the All-Star game ... Hit 1st ML HR, 8/23 vs SD (off Glenn Disher) ... 5 of his 8 hits were doubles ... Made only relief appearance of the season, 9/16 at NY; 1st relief appearance since his ML debut, 4/9/93 vs CHI ... Before ASB: 8-4, 2.81 ERA in 14 starts; after ASB: 0-5, 10.68 ERA (53 ER in 44.2 IP) in 12 games (11 starts) ... Led teammates and finished among NL leaders with 2 SHO and 4 CG.

**CAREER:** Five-year pro ... **1988:** Drafted by CIN out of high school, but elected college ... **1991:** Threw about 120 innings for Wichita State enroute to the College World Series ... Phillies number one pick in June draft ... Had 3 starts for Batavia, before promotion to Clearwater, 7/18 ... Threw a 1-hitter in 1 of 2 starts ... Season ended early because of a mild strain in his right elbow due to large amount of innings pitched ... **1992:** Voted Best Pitching Prospect in Eastern League by Baseball America ... EL All-Star ... Went 4-2, 2.18 ERA, 44 strikeouts in 45.1 innings with AA Reading when missed 2 starts with an inflammation and tendinitis in his right elbow ... Promoted to AAA Scranton, 6/29 ... Made 2 starts and was shut down, 7/13, with tendinitis in his right shoulder ... Had an arthroscopic examination by Dr. Frank Jobe, 10/17, who declared his shoulder is fine ... **1993:** Began the season in Phillies bullpen, making his ML debut, 4/9 vs CHI ... Optioned to Scranton after 1 appearance, 4/13 ... Threw a no-hitter, 7/4 vs Ottawa, 3-1 victory ... Recalled a 2nd time, 7/30, when Tommy Greene was disabled ... Made 1st ML start, 8/1 vs PIT, pitching 4.2 innings ... Optioned to Scranton again, 8/12, after 2 starts ... International League Pitcher of the Week, 8/22-28 ... Was 2-2, 1.91 ERA, 8 BB, 25 SO in last 4 starts ... Tied for 5th in IL with 4 CG ... **1994:** Played entire season with Scranton ... Led IL in losses, runs, earned runs, hit batters (12), walks and was 2nd with 25 home runs allowed ... Tied Gordan Dillard's club record for losses and set team marks in runs, earned runs, hit batters, HR and hits ... Tied his career-high with 4 CG and set new highs in wins, innings, walks and strikeouts ... Struck out a season-high 8 batters twice ... Threw 8.1 innings of 4-hit ball, defeating Toledo on 8/4.

**PERSONAL:** Tyler Green ... Single ... 1988 graduate of Thomas Jefferson (Denver, CO) High School ... Attended Wichita State University ... Played Little League, Babe Ruth and American Legion baseball ... Was a member of the 1989 Junior Olympic team ... Hobbies: Golf, hunting and music.

### TYLER GREEN'S CAREER RECORD

YEAR CLUB	W-L	ERA	G	GS	CG	SHO	SV	IP	H	R	ER	BB	SO
1991 Batavia	1-0	1.20	3	3	0	0	0	15.0	7	2	2	6	19
Clearwater	2-0	1.30	2	2	0	0	0	13.0	3	2	2	8	20
1992 Reading	6-3	1.88	12	12	0	0	0	62.1	46	16	13	20	67
Scranton	0-1	6.10	2	2	0	0	0	10.1	7	7	7	12	15
1993 Scranton	6-10	3.95	28	14	4	0	0	118.1	102	62	52	43	87
PHILLIES	0-0	7.36	3	2	0	0	0	7.1	16	9	6	5	7
1994 Scranton	7-16	5.56	27	25	4	0	0	162.0	179	110	110	77	95
1995 PHILLIES	8-9	5.31	26	25	4	2	0	140.2	157	86	83	66	85
<b>ML Totals</b>	<b>8-9</b>	<b>5.41</b>	<b>29</b>	<b>27</b>	<b>4</b>	<b>2</b>	<b>0</b>	<b>148.0</b>	<b>173</b>	<b>95</b>	<b>89</b>	<b>71</b>	<b>92</b>

\*League Leader

## ALL-STAR GAME RECORD

YEAR	CLUB	SITE	W-L	ERA	G	GS	CG	SHO	SV	IP	H	R	ER	BB	SO
1995	NL	TEX	0-0	0.00	1	0	0	0	0	1.0	2	0	0	0	1

## MAJOR LEAGUE HITTING TOTALS

	AVG.	AB	H	HR	RBI
1995	.182	44	8	1	5
Career	.174	46	8	1	5
Last Home Run:	8/23/95 vs SD				

## GREEN'S CAREER TRANSACTIONS

- Selected by Philadelphia in 1st round (10th overall pick) of June, 1991 draft.

### GREEN'S 1995 DETAILED PITCHING STATS

	W-L	ERA	G	IP	ER	SV		W-L	ERA	G	IP	ER	SV
HOME	4-5	5.85	13	64.2	42	0	ATL	2-0	3.20	3	19.2	7	0
ROAD	4-4	4.86	13	76.0	41	0	CHI	0-0	7.94	1	5.2	5	0
DAY	1-1	5.18	6	33.0	19	0	COL	0-2	10.64	2	11.0	13	0
NIGHT	7-8	5.35	20	107.2	64	0	FLA	0-1	15.45	1	2.1	4	0
1ST HALF	8-5	3.06	15	100.0	34	0	HOU	0-1	7.27	2	8.2	7	0
2ND HALF	0-4	10.84	11	40.2	49	0	LA	2-0	0.00	2	18.0	0	0
							MTL	1-1	3.18	3	17.0	6	0
APRIL	0-1	3.60	1	5.0	2	0	NY	2-1	7.85	4	18.1	16	0
MAY	4-2	4.15	6	34.2	16	0	PIT	0-1	3.55	2	12.2	5	0
JUNE	4-1	1.66	6	48.2	9	0	STL	1-0	3.12	1	8.2	3	0
JULY	0-3	7.94	5	28.1	25	0	SD	0-0	15.19	2	5.1	9	0
AUG	0-1	9.00	5	18.0	18	0	SF	0-2	5.40	3	13.1	8	0
SEPT-OCT	0-1	19.50	3	6.0	13	0							

### GREEN'S CAREER PITCHING BREAKDOWN

	G	W-L	ERA	IP	ER	SV		G	W-L	ERA	IP	ER	SV
ATL	3	2-0	3.20	19.2	7	0	MTL	3	1-1	3.18	17.0	6	0
CHI	2	0-0	9.45	6.2	7	0	NY	4	2-1	7.85	18.1	16	0
COL	2	0-2	10.64	11.0	13	0	PIT	3	0-1	4.15	17.1	8	0
FLA	2	0-1	11.25	4.0	5	0	STL	1	1-0	3.12	8.2	3	0
HOU	2	0-1	7.27	8.2	7	0	SD	2	0-0	15.19	5.1	9	0
LA	2	2-0	0.00	18.0	0	0	SF	3	0-2	5.40	13.1	8	0
April	2	0-1	6.00	6.0	4	0	Home	15	4-5	6.01	70.1	47	0
May	6	4-2	4.15	34.2	16	0	Road	14	4-4	4.87	77.2	42	0
June	6	4-1	1.66	48.2	9	0	Day	8	1-1	5.59	38.2	24	0
July	5	0-3	7.94	28.1	25	0	Night	21	7-8	5.35	109.1	65	0
August	7	0-1	8.14	24.1	22	0	1st Half	16	8-5	3.21	101.0	36	0
Sept-Oct	3	0-1	19.50	6.0	13	0	2nd Half	13	0-4	10.15	47.0	53	0

### GREEN'S CAREER STATS BY BALLPARK

	G	W-L	ERA	IP	ER	SV		G	W-L	ERA	IP	ER	SV
Atlanta	2	1-0	4.50	12.0	6	0	Wrigley	1	0-0	7.94	5.2	5	0
Coors	1	0-1	7.50	6.0	5	0	Joe Robbie	2	0-1	11.25	4.0	5	0
Dodger	1	1-0	0.00	9.0	0	0	Olympic	1	0-1	9.00	4.0	4	0
Jack Murphy	1	0-0	11.25	4.0	5	0	Shea	2	1-0	4.22	10.2	5	0
Candlestick	1	0-1	1.50	6.0	1	0	Veterans	15	4-5	6.01	70.1	47	0
							Three Rivers	1	0-0	3.52	7.2	3	0
							Busch	1	1-0	3.12	8.2	3	0

## GREEN'S GAME HIGHS

**LOW HIT CG:** 4, vs SF, 5/25/95 (6 inn.); 5, at LA, 6/10/95 . . . **SHUTOUTS:** 2, vs LA, 5/30/95; at LA, 6/10/95 . . . **STRIKEOUTS:** 9, vs HOU, 6/15/95 . . . **LONGEST OUTING:** 9.0 inn., vs LA, 5/30/95; at LA, 6/10/95; at NY, 6/20/95 . . . **WINNING STREAK:** 4 games, 1995 . . . **LOSING STREAK:** 5 games, 1995 . . . **SCORELESS STREAK:** 14.1 inn., 1995.



### #25 GREGG JEFFERIES 1B

**B-T:** S-R

**HT:** 5-10; **WT:** 184

**AGE:** 28, turns 29 on August 1

**BORN:** August 1, 1967, Burlingame, CA

**RESIDES:** Pleasanton, CA

**ML SERVICE:** 7 years, 17 days

**HOW OBTAINED:** Signed by Phillies as a free agent, 12/14/94.

**CONTRACT STATUS:** Signed a four-year contract, 12/14/94, with a club option for 1999.

**1995 SEASON:** Began season in LF, where he did not commit an error in 55 games . . . Became Phils every day 1st baseman, 7/18 at COL, appearing in 59 games . . . Missed 3 games, 5/9-11 with a strained right hamstring . . . Tied for team-best 6-game walk streak, 5/27-6/3 . . . Got his 1,000 career hit, 6/11 at LA (single off Ramon Martinez) . . . On DL, 6/17-7/1 with an inflamed left thumb . . . Had team-leading 13-game hit streak, 7/18-29, .382, 11 runs and a 9-game hit streak, 9/6-16, .400, 7 RBI . . . Tied career-best 2 doubles, 7/18 at COL . . . Hit for the cycle, 8/25 vs LA (his 1st ML cycle) as his wife went into labor . . . Became 1st Phillie to hit for cycle since Johnny Callison, 6/27/63 at PIT - 5,107 games ago . . . Tied career-high 4 hits, 8/25 vs LA and 9/15 at NY . . . Tied career-high 4 runs, 8/25 vs LA . . . Had season-high 4 RBI, 8/8 vs NY and 8/25 vs LA . . . Tied for team-best 4 game RBI streak, 8/18-21 . . . 2nd hardest batter to fan in NL (once every 20.0 plate app.) and tied for 9th with .306 average . . . Struck out twice in a game just twice: 6/5 at SD and 8/30 at SF . . . Hit .269 (59-219) in 1st half; .337 (88-261) in 2nd half . . . Hit .128 with 10 RBI through 7/8 with runners in scoring position; .348 with 31 RBI, after 7/9 . . . Hit team best .351 vs LHP . . . Sat out 9/20 through remainder of season with a right hamstring strain.

**CAREER:** 11-year pro . . . **1985:** Mets 1st pick (20th overall) . . . Named Appalachian League Player of the Year and selected to league All-Star team . . . Named to Topps Class A Rookie All-Star Team . . . Winner of Doubleday Award for top player on Kingsport squad . . . Fell 12 plate appearances shy of qualifying for 2nd in league in hitting (.343) . . . **1986:** Named Minor League Player of the Year by Baseball America . . . Won Doubleday Award for top player at Lynchburg . . . Carolina League All-Star and CL MVP . . . Led league in batting

(.354), slugging (.549) and was 4th in triples (9) ... Twice hit for the cycle, 5/18 and 7/4, both against Kinston ... 1987: For 2nd straight season named Top Minor League Player of the Year by Baseball America ... Winner of Doubleday Award for top player at Jackson ... Texas League All-Star and voted TL MVP ... Led TL in doubles, with a Jackson franchise record 48; ranked 2nd in hitting, hits, total bases (305) - all club records - and games; 4th with a .425 on-base percentage and 5th in RBI ... Hit for the cycle, 5/17 vs El Paso ... Contract purchased by Mets, 9/1 ... Made ML debut 9/6 at LA ... Got 1st ML hit (single), 9/8 vs PHI (off Bruce Ruffin) ... Limited to pinch-hitting because of knee injury, suffered 8/31 in TL playoffs ... 1988: Triple-A All-Star, hitting solo HR in 7th for NLs only run ... Finished 2nd in International League in hits, SB and doubles; 6th in average and tied for 6th in RBI ... Recalled, 8/27 ... Hit 1st ML HR, 8/29 vs SD (off Eric Show) ... Named NL Player of the Week, 9/4-11, .440, 3 HR, 9 RBI, 8 R ... Started all 7 games of NLCS (at 3rd base), hitting .333 (9-27) ... Became youngest non-pitcher to start a NLCS game; his 9 hits were most-ever by a 1st-year performer in LCS history ... 1989: Mets everyday second baseman in 1st full season in majors ... Led NL rookies in doubles, HR and RBI ... Selected to Topps All-Rookie Team ... Finished 3rd in Rookie of the Year voting ... Hit 2 lead-off homers: 9/10 vs PIT (off John Smiley) and 9/23 vs MTL (off Mark Langston) ... Set career-highs in RBI (5) and HR (2), 9/7 vs STL ... Named Minor League Player of the Decade (1980's) by Baseball America ... 1990: Led NL with 40 doubles ... Had 11-game hit streak, 6/6-16, .447, 4 doubles, 8 RBI ... Struck out just once every 16.5 times at bat, 3rd best in NL ... Ranked tied for 8th in NL in runs and 10th with 51 multiple-hit games ... Added 2 lead-off homers for a total of 4 in his career: 4/4 vs PIT (off Smiley) and 5/25 vs SD (off Rasmussen) ... Made 113 starts at 2B and 34 at 3B ... Knocked in a run in 5 straight games, 6/30-7/5 ... 1991: Began season as Mets 3rd baseman; moved to 2nd, 5/19; returned to 3rd, 9/3 ... Led all Met regulars with .272 average ... Stole career-high 26 bases, caught just 5 times, for a 83.9 success rate, 2nd best in baseball (min 25 SB) ... On DL 5/5 (retroactive to 4/27) - 5/13 with a strained muscle in his left rib cage ... Had a team-best 12-game hit streak, 6/15-28 ... Hit 1st career pinch-HR, 7/4 at MTL (off Barry Jones) ... Stole home for 1st time in career, 9/4 vs HOU ... 3rd toughest in NL to strike out, once every 14.2 plate app. ... Traded to KC, 12/11 ... 1992: Only season in AL, led Royals in at-bats, hits, total bases (244), RBI, sacrifice flies (9) and stolen bases; tied for lead in average, games, runs and doubles ... Had career and team-best 18-game hit streak, 5/13-6/1, which was also 4th longest in AL ... 2nd toughest batter to fan in AL, once every 22.7 plate appearance ... 5 of first 6 hits as a Royal were doubles ... Hit 1st AL home run, which was also 1st career grand slam, 5/20 at CHI ... Tied career and had team-best 5 RBI, 6/19 vs TOR ... AL Player of Week, 7/29-8/5, had 3 four-hit games ... Royals Player of the Month for May, June and July ... 1993: Traded to STL, 2/12 ... 1st season as a Cardinal and 1st season at first base ... Finished 3rd in NL in batting race, may have finished higher if not for back problems in 2nd half, causing him to miss all or part of 14 games ... Finished 5th in hits and with a team-leading .408 on base percentage ... Hit .380 (140-368) after 6/1 to raise his average 81 points (.261-.342) ... Never went more than 2 games without a hit ... Had team-high 17-game hit streak, 7/22-8/20, 5th longest in NL ... Hit a career-high 16 HR and 83 RBI ... Led club with career-high 46 steals; his .836 SB% was 2nd among NL leaders (min 40 SB) ... Homered twice, 4/9 vs CIN ... Hit .384 with runners in scoring position ... Hit .342 on the road, 2nd best in NL behind Barry Bonds ... Ranked 4th among NL 1st basemen in fielding ... Selected to his 1st career All-Star Game ... Named Cardinals top performer by St. Louis Chapter of the BBWAA ... 1994: Finished 6th in NL in batting race and was 2nd toughest to strike out, once every 17.2 plate app. ... Led team with .391 on-base %, .489 slugging %, in doubles and batting ... Had team-best 17-game hit streak, 4/13-5/4, 4th longest in NL ... 14-game hit streak was broken 6/22 vs MTL and was sidelined for several days after suffering a spiked right heel ... Hit .305 with runners in scoring position ... Tied career-best with 2 HR and 5 RBI, 4/15 vs SD; added another 2 HR game and tied career-high 4 hits, 7/1 vs COL ... Voted starting 1st baseman in NL All-Star Game ... Finished 6th among NL 1st basemen with .993 fielding percentage.

**PERSONAL:** Gregory Scott Jefferies ... Married Melanie Kouns (11/7/92); one son, Jacob Scott (8/7/93), one daughter, Madison Chase (8/27/95) ... 1985 graduate of Serra High School (San Mateo, CA), where he was All-State in football and baseball ... Played Little League, Babe Ruth, American Legion baseball ... Since his first full season in the majors, has been on the Board of Trustees of the Starlight Foundation, an organization which helps chronically ill, seriously ill and terminally ill children by granting "wishes" and providing entertainment in hospital pediatric wards ... Organized and hosted a charity auction in NY in 1993 to help raise funds for the Foundation ... From 1989-1991, he was a spokesman for the New York Games for the physically challenged ... He has also devoted time to the Muscular Dystrophy Association and MADD ... Purchased 25 tickets to every Phillies home game which were donated to children's groups and organizations in 1995 and will continue those efforts in 1996 ... Hobbies: Elvis fan and golf.

## GREGG JEFFERIES' CAREER RECORD

YEAR	CLUB	AVG.	G	AB	R	H	2B	3B	HR	RBI	BB	SO	SB	CS
1985	Kingsport	.343	47	166	27	57	18	2	3	29	14	16	21	1
	Columbia	.281	20	64	7	18	2	2	1	12	4	4	7	0
1986	Columbia	.339	25	112	29	38	6	1	5	24	9	10	13	1
	Lynchburg	.354	95	390	66	138	25	9	11	80	33	29	43	8
1987	Jackson	.421	5	19	1	8	1	1	0	7	2	2	1	0
	Jackson	.367	134	510	81	187	*48	5	20	101	49	43	26	10
1988	NEW YORK (NL)	.500	6	6	0	3	1	0	0	2	0	0	0	0
	Tidewater	.282	132	504	62	142	28	4	7	61	32	35	32	6
1989	NEW YORK (NL)	.321	29	109	19	35	8	2	6	17	8	10	5	1
	NEW YORK (NL)	.258	141	508	72	131	28	2	12	56	39	46	21	6
1990	NEW YORK (NL)	.283	153	604	96	171	*40	3	15	68	46	40	11	2
1991	NEW YORK (NL)	.272	136	486	59	132	19	2	9	62	47	38	26	5
1992	KANSAS CITY	.285	152	604	66	172	36	3	10	75	43	29	19	9
1993	ST. LOUIS	.342	142	544	89	186	24	3	16	83	62	32	46	9
1994	ST. LOUIS	.325	103	397	52	129	27	1	12	55	45	26	12	5
1995	PHILLIES	.306	114	480	69	147	31	2	11	56	35	26	9	5
<b>AL</b>	<b>Totals</b>	.285	152	604	66	172	36	3	10	75	43	29	19	9
<b>NL</b>	<b>Totals</b>	.298	824	3134	456	934	178	15	81	399	282	218	130	33
<b>ML</b>	<b>Totals</b>	.296	976	3738	522	1106	214	18	91	474	325	247	149	42

\* League Leader

## LEAGUE CHAMPIONSHIP SERIES RECORD

YEAR	CLUB, OPP	AVG.	G	AB	R	H	2B	3B	HR	RBI	BB	SO	SB	CS
1988	NY, LA	.333	7	27	2	9	2	0	0	1	4	0	0	0

## ALL-STAR GAME RECORD

YEAR	CLUB, SITE	AVG.	G	AB	R	H	2B	3B	HR	RBI	BB	SO	SB	CS
1993	NL, BAL	.000	1	1	0	0	0	0	0	0	0	1	0	0
1994	NL, PIT	1.000	1	1	2	1	1	0	0	0	0	0	0	0
<b>ASG</b>	<b>Totals</b>	.500	2	2	2	1	1	0	0	0	0	1	0	0

## JEFFERIES' CAREER TRANSACTIONS

- Selected by New York Mets in 1st round (20th overall pick) of June, 1985 draft.
- Traded to Kansas City Royals with Keith Miller (inf) and Kevin McReynolds (of), December 11, 1991, for Bret Saberhagen (rhp) and Bill Pecola (inf).
- On disabled list with a strained muscle in his left rib cage, April 27-May 13, 1991.
- Traded to St. Louis Cardinals with Ed Gerald (of), February 12, 1993, for Felix Jose (of) and Craig Wilson (inf).
- Signed by Philadelphia as a free agent, December 14, 1994.
- On disabled list with inflamed left thumb, June 17-July 1, 1995.

## JEFFERIES' 1995 DETAILED HITTING STATS

	AVG.	AB	H	HR	RBI		AVG.	AB	H	HR	RBI
HOME	.327	211	69	4	31	ATL	.302	43	13	1	4
ROAD	.290	269	78	7	25	CHI	.258	31	8	0	2
DAY	.301	143	43	5	14	CIN	.154	26	4	0	0
NIGHT	.309	337	104	6	42	COL	.360	25	9	1	5
1ST-HALF	.269	219	59	5	22	FLA	.185	27	5	0	1
2ND HALF	.337	261	88	6	34	HOU	.315	54	17	2	7
LHP	.351	151	53	4	15	LA	.326	43	14	1	4
RHP	.286	329	94	7	41	MTL	.366	41	15	2	9
APRIL	.294	17	5	0	2	NY	.258	39	10	0	6
MAY	.260	96	25	2	10	PIT	.343	35	12	1	4
JUNE	.255	55	14	2	4	STL	.440	25	11	0	2
JULY	.316	117	37	2	13	SD	.356	45	16	1	7
AUG	.341	123	42	4	18	SF	.283	46	13	2	5
SEPT-OCT	.333	72	24	1	9						
PH	.000	1	0	0	0	ON BASE %	.353				
SLUGGING %	.448					RISP	.254	114	29	2	41

## JEFFERIES' CAREER BATTING BREAKDOWN

	AVG.	AB	H	HR	RBI		AVG.	AB	H	HR	RBI
ATL	.292	243	71	7	34	MTL	.319	307	98	10	43
CHI	.342	330	113	6	39	NY	.250	100	25	0	10
CIN	.269	197	53	6	20	PHI	.251	239	60	10	46
COL	.296	108	32	3	13	PIT	.292	312	91	8	38
FLA	.323	96	31	2	16	STL	.281	210	59	2	25
HOU	.300	263	79	8	32	SD	.333	246	82	8	36
LA	.270	263	71	6	25	SF	.314	220	69	5	22
April	.248	447	111	8	53	Home	.315	1804	568	48	246
May	.281	645	181	13	77	Road	.278	1934	538	43	228
June	.331	598	198	20	83	Day	.298	1168	348	27	141
July	.308	675	208	19	99	Night	.295	2570	758	64	333
August	.306	641	196	13	71	LHP	.293	1209	354	32	144
Sept-Oct	.290	732	212	18	91	RHP	.297	2529	752	59	330
1st Half	.292	1844	539	46	237	2nd Half	.299	1894	567	45	237

## JEFFERIES' CAREER STATS BY BALLPARK

	AVG.	AB	H	HR	RBI		AVG.	AB	H	HR	RBI
Atlanta	.276	127	35	6	17	Wrigley	.344	163	56	2	18
Riverfront	.278	108	30	2	10	Joe Robbie	.328	61	20	2	15
Coors	.375	16	6	1	3	Olympic	.307	150	46	5	24
Astrodome	.285	137	39	4	17	Shea	.308	903	277	24	108
Dodger	.250	140	35	1	9	Veterans	.290	331	96	11	54
Jack Murphy	.289	128	37	1	12	Three Rivers	.266	158	42	3	16
Candlestick	.243	111	27	2	8	Busch	.321	552	177	17	85

## JEFFERIES' CAREER FIELDING

	PCT.	G	PO	A	E	TC	DP
3rd Base	.941	231	181	517	44	742	41
2nd Base	.977	330	604	726	31	1361	110
1st Base	.993	301	2660	162	19	2841	261
Outfield	1.000	55	87	3	0	90	1

## JEFFERIES' CAREER HIGHS

**HITS:** 4, 17 times, last: at NY 9/15/95 . . . **RUNS:** 4, at LA, 8/30/89; vs LA, 8/25/95  
 . . . **DOUBLES:** 2, 13 times, last: at COL 7/18/95 . . . **TRIPLES:** 1 . . . **HOME**  
**RUNS:** 2, 4 times, last: vs COL, 7/1/94 . . . **RBI:** 5, vs STL, 9/7/89; vs TOR, 6/19/92;  
 vs SD, 4/15/94 . . . **STOLEN BASES:** 3, at CIN, 9/7/93; vs MTL 9/15/93 . . .  
**HITTING STREAK:** 18 games, 1992 . . . **GRAND SLAMS:** at CHI (AL), 5/20/92  
 . . . **PINCH HR:** at MTL, 7/4/91.



**#22 KEVIN JORDAN 2B**

**B-T: R-R**

**HT: 6-1; WT: 193**

**AGE: 26, turns 27 on October 9**

**BORN: October 9, 1969, San Francisco, CA**

**RESIDES: San Francisco, CA**

**ML SERVICE: 55 days**

**HOW OBTAINED: Acquired from New York Yankees with Bobby Munoz and Ryan Karp, 2/9/94, for Terry Mulholland and Jeff Patterson.**

**1995 SEASON:** Began season at AAA Scranton . . . Selected to AAA All-Star team and post-season International League All-Star team . . . Suffered a broken nose when hit by a pitch, 6/16; played the following day . . . Went 4-4, 7/31 at Ottawa . . . Phillies minor league Player of the Month for July, .347 with organization-leading 35 hits and 21 runs, 19 RBI . . . Promoted to Phillies, 8/8 . . . Made ML debut, 8/8 vs NY (ph) . . . Made 1st ML start (2B), 8/10 vs NY . . . Got 1st ML hit, 8/15 at HOU (single off Greg Swindell) . . . Hit 1st ML HR (a pinch-homer), 8/20 vs SF . . . Made 1st ML start at 3B, 9/20 vs FLA . . . Finished 2nd in IL with .976 fielding percentage, 5th in doubles (29) and 7th with .310 average.

**CAREER:** Six-year pro . . . **1990:** Signed by Yankees in 20th round of June draft by Marti Wolever . . . Hit career-best .333 for Oneonta . . . Named to Topps Short-A/Rookie League All-Star team . . . **1991:** 2nd season of pro ball, played entire season at Ft. Lauderdale . . . **1992:** Hit .311 for Prince William of the Carolina League . . . Named starting 2nd baseman on CL All-Star team . . . Yankee organization Player of the Month for April . . . Ranked 4th in organization in average, doubles and triples . . . 8 triples established new Prince William/Alexandria franchise record . . . Hit in 13 straight, 4/29-5/11 . . . **1993:** First season at AA, played for Albany . . . Led Eastern League in total bases (234) and doubles (33) . . . Named 8th-best prospect in EL by Baseball America . . . Hit 16 home runs, tying total combined from 3 previous seasons . . . Scored and knocked in a career-high 87 runs . . . **1994:** Had productive 1st season in AAA despite missing 50 games due to injuries . . . On DL, 5/1-6/19, with a broken left fibula and 6/30-7/13, with a strained left hamstring . . . Appeared in 76 games at 2nd base and 5 at 3rd . . . Struck out just 28 times in 353 plate appearances . . . Had 12-game hit streak, 4/12-27 . . . Drove in a season-high 4 runs, 7/17 at Pawtucket . . . Hit .314 (27-86) vs LHP.

**PERSONAL:** Kevin Wayne Jordan . . . Married Nina Gorogo (10/14/95) . . . 1987 graduate of Lowell High School (CA) . . . Attended University of Nebraska . . . Played Little League and DiMaggio League baseball . . . Hobbies: Fishing.

**KEVIN JORDAN'S CAREER RECORD**

YEAR	CLUB	AVG.	G	AB	R	H	2B	3B	HR	RBI	BB	SO	SB	CS
1990	Oneonta	.333	73	276	47	92	13	7	4	54	23	31	19	6
1991	Ft. Lauderdale	.272	121	448	61	122	25	5	4	53	37	66	14	4
1992	Prince Wm	.311	112	438	67	136	29	8	8	63	27	54	6	4
1993	Albany	.283	135	513	87	145	33	4	16	87	41	53	8	4
1994	Scranton	.290	81	314	44	91	22	1	12	57	29	28	0	2
1995	Scranton	.310	106	410	61	127	29	4	5	60	28	36	3	0
	PHILLIES	.185	24	54	6	10	1	0	2	6	2	9	0	0
<b>ML</b>	<b>Totals</b>	.185	24	54	6	10	1	0	2	6	2	9	0	0

\*League Leader

**JORDAN'S CAREER TRANSACTIONS**

- Selected by New York Yankees in 20th round of June, 1990 draft.
- Traded to Philadelphia with Bobby Munoz (rhp) and Ryan Karp (lhp), February 9, 1994, for Terry Mulholland (lhp) and Jeff Patterson (rhp).

**JORDAN'S CAREER FIELDING**

	PCT.	G	PO	A	E	TC	DP
2nd Base	.984	9	28	33	1	62	8
3rd Base	1.000	1	1	2	0	3	0

### JORDAN'S 1995 DETAILED HITTING STATS

	AVG.	AB	H	HR	RBI		AVG.	AB	H	HR	RBI
HOME	.152	33	5	1	4	CIN	.250	8	2	0	1
ROAD	.238	21	5	1	2	FLA	.000	4	0	0	1
DAY	.308	13	4	2	4	HOU	.167	6	1	0	0
NIGHT	.146	41	6	0	2	LA	.000	1	0	0	0
2ND HALF	.185	54	10	2	6	MTL	.200	5	1	0	0
LHP	.273	33	9	2	6	NY	.000	8	0	0	0
RHP	.048	21	1	0	0	SD	.100	10	1	0	0
AUGUST	.207	29	6	2	4	SF	.417	12	5	2	4
SEPT-OCT	.160	25	4	0	2						
PH	.100	10	1	1	3	ON BASE %	.228				
SLUGGING %	.315					RISP	.111	9	1	0	2

### JORDAN'S CAREER STATS BY BALLPARK

	AVG.	AB	H	HR	RBI		AVG.	AB	H	HR	RBI
Astrodome	.250	4	1	0	0	Joe Robbie	.000	1	0	0	0
Jack Murphy	.200	5	1	0	0	Olympic	.250	4	1	0	0
Candlestick	.400	5	2	1	2	Shea	.000	2	0	0	0
						Veterans	.152	33	5	1	4

### JORDAN'S GAME HIGHS

**HITS:** 2, vs SF, 8/18/95; at SF, 8/29/95 . . . **RUNS:** 1 . . . **DOUBLES:** 1 . . . **RBI:** 2, at SF, 8/20/95; at SF, 8/29/95 . . . **HOME RUNS:** 1 . . . **PINCH HR:** vs SF, 8/20/95.



### #48 RICARDO JORDAN LHP

B-T: L-L

HT: 6-0; WT: 180

AGE: 25, turns 26 on June 27

BORN: June 27, 1970, Boynton Beach, FL

RESIDES: Delray Beach, FL

ML SERVICE: 57 days

HOW OBTAINED: Acquired from Toronto Blue Jays with Howard Battle for Paul Quantrill, 12/6/95.

**1995 SEASON:** Went to spring camp with ML club, but suffered strained left pectoralis muscle . . . Rehabilitated in extended spring training until mid-June when he was sent to AAA Syracuse . . . Appeared in 7 games for Chiefs prior to recall, 6/23 . . . Made ML debut 6/23 at NY . . . Earned 1st ML save, 7/31 at BAL (.1 IP) . . . Got 1st ML win, 8/3 at BAL, throwing 2 perfect innings (8th and 9th) . . . 2 of 3 homers allowed came off left-handed batters . . . Stranded 9 of 21 inherited runners (43%) . . . Optioned back to AAA, 8/18 where he finished the season making 6 relief appearances . . . Pitched for Arecibo in the Puerto Rican winter league.

(RICARDO JORDAN... continued)

**CAREER:** Six-year pro... **1990:** Selected by TOR in 37th round of draft... Went 0-1, 1.29 ERA (14.0) in 11 relief appearances... Did not allow an earned run in his last 9 appearances (15.1 IP)... **1991:** Finished tied for 5th in South Atlantic League in strikeouts (152), 10th in ERA (2.74) and 5th among starters with .206 opponents average... Twice struck out 10 batters in a game... Threw a 1-hitter, 7/28 vs Columbus (5-3 win)... Threw a 2-hit shutout, 8/2 vs Charleston (gm 2)... **1992:** Led Dunedin staff in saves (15) and games finished (32)... Was unscored upon in 17 of first 19 appearances... Had a 1.52 ERA in 23 road games with 11 games... Threw just twice after 7/28... Underwent surgery in off-season to repair torn labrum in left shoulder by Dr. Steven Mirabello... **1993:** Split time between A Dunedin and AA Knoxville... Allowed fewer hits than innings at both stops and averaged just below a strikeout per inning... **1994:** Spent entire season at Knoxville, where he led Southern league in games finished (40), finished 3rd in saves (17)... Allowed fewer hits than innings... Struck out 70 and walked just 23... Left-handers hit just .164 with no extra-base hits.

**PERSONAL:** Ricardo Jordan... Single... 1988 graduate of Atlantic High School (FL)... Attended Miami-Dade South Community College, where he set 5 career pitching records including most wins (25) and strikeouts (271)... Earned 1st team All-Southern Conference and All-State honors both years... Led NJCAA in strikeouts (154) as a freshman.

### RICARDO JORDAN'S CAREER RECORD

YEAR	CLUB	W-L	ERA	G	GS	CG	SHO	SV	IP	H	R	ER	BB	SO
1990	Dunedin	0-2	2.38	13	2	0	0	0	22.2	15	9	6	19	16
1991	Myrtle Beach	9-8	2.74	29	23	3	1	1	144.2	100	58	44	79	152
1992	Dunedin	0-5	3.83	45	0	0	0	15	47.0	44	26	20	28	49
1993	Dunedin	2-0	4.38	15	0	0	0	1	24.2	20	13	12	15	24
	Knoxville	1-4	2.45	25	0	0	0	2	36.2	33	17	10	18	35
1994	Knoxville	4-3	2.66	53	0	0	0	17	64.1	54	25	19	23	70
1995	Syracuse	0-0	6.57	13	0	0	0	0	12.1	15	9	9	7	17
	TORONTO	1-0	6.60	15	0	0	0	1	15.0	18	11	11	13	10
<b>ML</b>	<b>Totals</b>	<b>1-0</b>	<b>6.60</b>	<b>15</b>	<b>0</b>	<b>0</b>	<b>0</b>	<b>1</b>	<b>15.0</b>	<b>18</b>	<b>11</b>	<b>11</b>	<b>13</b>	<b>10</b>

### JORDAN'S CAREER TRANSACTIONS

- Selected by Toronto Blue Jays in 37th round of June, 1990 draft.
- Traded to Philadelphia with Howard Battle (inf), December 6, 1995, for Paul Quantrill (rhp).

### JORDAN'S 1995 DETAILED PITCHING STATS

	W-L	ERA	G	IP	ER	SV		W-L	ERA	G	IP	ER	SV
HOME	0-0	7.11	7	6.1	5	0	JUNE	0-0	10.80	1	1.2	2	0
ROAD	1-0	6.23	8	8.2	6	1	JULY	0-0	3.52	8	7.2	3	1
DAY	0-0	0.00	5	2.2	0	0	AUG	1-0	9.53	6	5.2	6	0
NIGHT	1-0	8.03	10	12.1	11	1							
1ST HALF	0-0	6.75	5	5.1	4	0	2ND HALF	1-0	6.52	10	9.2	7	1

### JORDAN'S GAME HIGHS

**STRIKEOUTS:** 2, 3 times, last: at BAL, 8/3/95... **LONGEST OUTING:** 2.0 inn., vs CAL, 6/19/95; at BAL 8/3/95... **SCORELESS STREAK:** 4.0 inn., 1995.



**#53 RYAN KARP LHP**

**B-T:** L-L

**HT:** 6-4; **WT:** 214

**AGE:** 25, turns 26 on April 5

**BORN:** April 5, 1970, Los Angeles, CA

**RESIDES:** Coral Gables, FL

**ML SERVICE:** 5 days

**HOW OBTAINED:** Acquired from New York Yankees with Bobby Munoz and Kevin Jordan for Terry Mulholland and Jeff Patterson, 2/9/94.

**1995 SEASON:** Began season on DL with a sore left shoulder; activated 5/12 . . . Assigned to AA Reading, where he went 1-2, 3.06 ERA in 7 starts . . . Threw a season-high 9.0 innings, 6/7 vs Trenton, but got a no-decision in Phils 5-3, 11 Inning loss . . . Recalled by Phillies, 6/19 . . . Made ML debut, 6/23 at STL in relief of Curt Schilling (2.0 IP); wife, Josette, gave birth to couple's 1st child on same night . . . Optioned to AAA Scranton, 7/1 . . . Won 7 of 8 decisions, including first 4 . . . Only loss was 7/28 vs Columbus . . . Struck out 6 or more in 7 of 12 starts; had 8 strikeouts twice . . . Pitched into 7th inning in last 8 starts.

**CAREER:** Four-year pro . . . **1992:** Selected by Yankees in 9th round of draft . . . Started 13 games for Oneonta in 14 appearances . . . Threw a 1-hitter in 4-0 win 7/21 vs Erie . . . Threw 6 innings of no-hil ball before leaving game, 8/21 vs Watertown . . . **1993:** Led all Yankee minor league pitchers in wins (16), strikeouts (176) and ERA (2.10) pitching for 3 different teams, Greensboro (A), Prince William (A) and Albany (AA) . . . Started season at Greensboro and won 1st 13 decisions, matching best start in South Atlantic League history (Randy Marshall, Fayetteville, was 13-0 in 1990) . . . Following 2-1 loss in next start, was promoted to Carolina League (Prince William) . . . Named to SAL All-Star team and chosen as 10th best prospect in the league by Baseball America . . . **1994:** Traded to Phils, 2/9 . . . Spent the entire season at AA Reading . . . Struck out a season-high 8 twice, 4/23 vs Trenton and 8/14 vs Portland . . . On DL, 5/13-6/25 with a left shoulder strain . . . Threw a season-high 8.0 innings of shutout ball, 8/29 vs Albany, 2 BB, 7 SO . . . Had 11 games with 5 or more strikeouts and struck out 29 in last 37.1 innings . . . Played winter ball for Santurce of the Puerto Rico League.

**PERSONAL:** Ryan Jason Karp . . . Married Josette Puig (11/21/92); one daughter, MacKenzie Josette (6/23/95) . . . 1988 graduate of Beverly Hills High School (CA), where he played baseball, basketball and football . . . Graduated from University of Miami . . . Hobbies: Golf, fishing, skiing and basketball.

**RYAN KARP'S CAREER RECORD**

YEAR CLUB	W-L	ERA	G	GS	CG	SHO	SV	IP	H	R	ER	BB	SO
1992 Oneonta	6-4	4.09	14	13	1	1	0	70.1	66	38	32	30	58
1993 Greensboro	13-1	1.81	17	17	0	0	0	109.1	73	26	22	40	132
Prince Wm	3-2	2.20	8	8	1	1	0	49.0	35	17	12	12	34
Albany	0-0	4.15	3	3	0	0	0	13.0	13	7	6	9	10
1994 Reading	4-11	4.45	21	21	0	0	0	121.1	123	67	60	54	96
1995 Reading	1-2	3.06	7	7	0	0	0	47.0	44	18	16	15	37
PHILLIES	0-0	4.50	1	0	0	0	0	2.0	1	1	1	3	2
Scranton	7-1	4.20	13	13	0	0	0	81.1	81	43	38	31	73
<b>ML Totals</b>	<b>0-0</b>	<b>4.50</b>	<b>1</b>	<b>0</b>	<b>0</b>	<b>0</b>	<b>0</b>	<b>2.0</b>	<b>1</b>	<b>1</b>	<b>1</b>	<b>3</b>	<b>2</b>

**KARP'S CAREER TRANSACTIONS**

- Selected by New York Yankees in 9th round of June, 1992 draft.
- Traded to Philadelphia with Kevin Jordan (2b) and Bobby Munoz (rhp), February 9, 1994, for Terry Mulholland (lhp) and Jeff Patterson (rhp).



## #24 MIKE LIEBERTHAL C

B-T: R-R

HT: 6-0; WT: 178

AGE: 24

BORN: January 18, 1972, Glendale, CA

RESIDES: Westlake Village, CA

ML SERVICE: 102 days

HOW OBTAINED: Phillies 1st pick (3rd overall) in June, 1990 draft.

**1995 SEASON:** Began season with Phillies, appeared in 1 game, 5/11 vs MTL (ph) ... Optioned to AAA Scranton, 5/15 ... Reached career-highs in runs, doubles, triples, RBI and walks ... Struck out just 26 times in 278 AB ... Knocked in 5 runs, 7/5 vs Rochester and had 4 RBI, 8/12 vs Pawtucket ... Had 8 RBI in 3 game stretch, 7/5-7 ... Recalled by Phillies, 8/26 to replace injured Darren Daulton ... Made 13 starts ... Scored only run, 8/31 at SF ... Hit in career-high 7 straight, 9/9-24, .462 (12-26) ... Tied career-high with 2 RBI, 9/9 vs HOU and 9/19 vs FLA ... Missed 4 games, 9/20-23 with a contusion on the left forearm, suffered 9/19 vs FLA.

**CAREER:** Six-year pro ... **1990:** Phillies 1st pick in June draft ... **1991:** Hit a career-high .305 at Spartanburg ... South Atlantic League All-Star ... Earned a promotion to Clearwater ... **1992:** Winner of Paul Owens Award for Best Player in the Phillies organization ... Eastern League Player of the Week, 6/8-14 ... Phillies Minor League Player of the Month for June, .348 in 29 games ... EL All-Star ... Promoted to Scranton, 7/28 ... On DL, 8/31-9/17, with a separated left shoulder ... Threw out 35% (31-89) of runners attempting to steal at Reading ... 4th best hitter in the Phillies minor league system ... Baseball America's best defensive catcher and 9th best prospect in the EL ... **1993:** Ranked 2nd in the International League with a 13.03 plate app. per strikeout ratio and 3rd among IL catchers with a .262 average ... Threw out 47% of runners attempting to steal (40-86) ... Had an 11-game hit streak, 8/13-27 ... **1994:** Hit in 9 straight, .529 (18-34), 5/20-28 at Scranton ... Hit .260 in 65 games before 6/29 recall after Darren Daulton fractured his right clavicle ... Got 1st ML hit in 1st ML game and start, 6/30 at LA (single off Pedro Astacio) ... Hit .412 (7-17) in 1st 5 starts and .353 (12-34) in 1st 10 ML games ... Hit his 1st ML home run, 7/16 vs LA (off Ramon Martinez) ... Optioned back to Scranton 8/12 ... Threw out 27% (24-89) of runners attempting to steal in the IL.

**PERSONAL:** Michael Scott Lieberthal ... Single ... 1990 graduate of Westlake High School (CA) ... Played Little League, Babe Ruth and American Legion baseball ... Hobbies: Fishing, golf.

### MIKE LIEBERTHAL'S CAREER RECORD

YEAR	CLUB	AVG.	G	AB	R	H	2B	3B	HR	RBI	BB	SO	SB	CS
1990	Martinsville	.228	49	184	26	42	9	0	4	22	11	40	2	0
1991	Spartanburg	.305	72	243	34	74	17	0	0	31	23	25	1	3
	Clearwater	.288	16	52	7	15	2	0	0	7	3	12	0	0
1992	Reading	.286	86	308	30	88	16	1	2	37	19	27	4	1
	Scranton	.200	16	45	4	9	1	0	0	4	2	5	0	0
1993	Scranton	.262	112	382	35	100	17	0	7	40	24	32	2	0
1994	Scranton	.233	84	296	23	69	16	0	1	32	21	29	1	1
	PHILLIES	.266	24	79	6	21	3	1	1	5	3	5	0	0
1995	Scranton	.281	85	278	44	78	20	2	6	42	44	26	1	4
	PHILLIES	.255	16	47	1	12	2	0	0	4	5	5	0	0
ML	Totals	.262	40	126	7	33	5	1	1	9	8	10	0	0

### LIEBERTHAL'S CAREER TRANSACTIONS

- Selected by Philadelphia in 1st round (3rd overall pick) of June, 1990 draft.

## LIEBERTHAL'S 1995 DETAILED HITTING STATS

	AVG.	AB	H	HR	RBI		AVG.	AB	H	HR	RBI
HOME	.333	21	7	0	4	ATL	.000	3	0	0	0
ROAD	.192	26	5	0	0	CIN	.500	4	2	0	0
DAY	.211	19	4	0	0	FLA	.286	7	2	0	2
NIGHT	.286	28	8	0	4	HOU	.333	9	3	0	2
1ST-HALF	.000	1	0	0	0	LA	.000	6	0	0	0
2ND HALF	.261	46	12	0	4	MTL	.500	4	2	0	0
LHP	.300	10	3	0	0	NY	.429	7	3	0	0
RHP	.243	37	9	0	4	SD	.000	4	0	0	0
MAY	.000	1	0	0	0	SF	.000	3	0	0	0
AUG	.000	3	0	0	0						
SEPT-OCT	.279	43	12	0	4						
PH	.000	2	0	0	0	ON BASE %	.327				
SLUGGING %	.298					RISP	.231	18	3	0	4

## LIEBERTHAL'S CAREER BATTING BREAKDOWN

	AVG.	AB	H	HR	RBI		AVG.	AB	H	HR	RBI
ATL	.300	10	3	0	0	MTL	.273	11	3	0	0
CIN	.500	4	2	0	0	NY	.375	16	6	0	1
FLA	.286	7	2	0	2	PIT	.000	7	0	0	0
HOU	.333	9	3	0	2	SD	.200	15	3	0	0
LA	.250	28	7	1	3	SF	.211	19	4	0	1
May	.000	1	0	0	0	Home	.240	75	18	1	8
June	.333	3	1	0	0	Road	.294	51	15	0	1
July	.302	53	16	1	4	Day	.265	49	13	0	2
August	.154	26	4	0	1	Night	.250	77	20	1	7
Sept-Oct	.279	43	12	0	4	LHP	.280	25	7	0	2
1st Half	.273	11	3	0	0	RHP	.257	101	26	1	7
2nd Half	.261	115	30	1	9						

## LIEBERTHAL'S CAREER STATS BY BALLPARK

	AVG.	AB	H	HR	RBI		AVG.	AB	H	HR	RBI
Atlanta	.429	7	3	0	0	Joe Robbie	.000	3	0	0	0
Dodger	.188	16	3	0	0	Olympic	.667	3	2	0	0
Jack Murphy	.286	7	2	0	0	Shea	.429	7	3	0	0
Candlestick	.250	8	2	0	1	Veterans	.240	75	18	1	8

## LIEBERTHAL'S CAREER FIELDING

	PCT.	G	PO	A	E	TC	DP	PB
Catcher	.979	36	217	14	5	236	1	9

## LIEBERTHAL'S GAME HIGHS

**HITS:** 2, 12 times, last: vs CIN, 9/24/95 . . . **RUNS:** 1 . . . **DOUBLES:** 2, at ATL, 7/30/94 . . . **TRIPLES:** 1, at SD, 7/15/94 . . . **HOME RUNS:** 1, vs LA, 7/16/94 . . . **RBI:** 2, 3 times, last: FLA, 9/19/95 . . . **HITTING STREAK:** 7 games, 1995.



## #16 TONY LONGMIRE OF

B-T: L-R

HT: 6-1; WT: 218

AGE: 27, turns 28 on August 12

BORN: August 12, 1968, Vallejo, CA

RESIDES: Vallejo, CA

ML SERVICE: 2 years, 153 days

HOW OBTAINED: Acquired from Pittsburgh Pirates as the player to be named later with Wes Chamberlain and Julio Peguero for Carmelo Martinez, 8/30/90.

**1995 SEASON:** Had most productive season in the majors . . . Made 20 starts, 16 in LF, 2 in CF and 2 in RF . . . Hit safely in 6 straight AB over 3 games, 5/9-11 . . . Had career-high 4 hits and 4 runs, 5/10 vs MTL; the 4 runs were also a Phillies season high . . . Hit 3 pinch-home runs, 2 of which won the game in the Phils final at-bat: 4/26 at STL, 6/15 vs HOU and 7/26 (2) vs PIT . . . Led the team with 11 pinch-RBI, tied for 3rd highest in Phillies history and most since Del Unser had 14 in 1979 (Tony Taylor had 12 in 1974) . . . Hit 8th ball to reach RF upper deck at the Vet, 7/26 game 2 (off Jason Christianson); only one hit off a left-hander . . . Placed on DL with a sore left wrist, 8/7; injured the previous day at CIN when diving for a ball . . . X-rays taken 8/14 revealed fractured navicular bone in the wrist; missed remainder of season.

**CAREER:** 10-year pro . . . **1986:** Selected by PIT in 8th round of June draft; assigned to Bradenton of the Gulf Coast Rookie League . . . **1987:** His 62 RBI were 2nd on the club . . . **1988:** Tied for club lead in HR (11) at Salem with Wes Chamberlain and Junior Vizcaino . . . **1989:** Started season in extended Spring Training before being sent to Salem . . . Appeared in 14 games at Salem before being promoted to AA Harrisburg, 7/27 . . . Player of the Month in August after hitting .299, 3 HR, 18 RBI . . . Hit a combined .302 at Harrisburg and Salem for the season . . . **1990:** Missed much of the season due to lingering problems from a broken left wrist he suffered in winter ball . . . **1991:** Spent majority of season at AA Reading, but had stint at AAA Scranton, 6/15-8/1 (36 games) . . . Overall, set career highs in hits (122) and doubles (26) . . . Doubles total was 3rd in the Phillies farm system . . . Twice won Eastern League Player of the Week honors (5/6-12 and 8/5-13) . . . Had 11-game hitting streak . . . Had 6 RBI, 8/11 vs Canton and 5 RBI, 5/30 vs New Britain . . . Voted the 7th-best prospect in EL . . . **1992:** Missed entire season due to severe shin splints . . . Underwent surgery 4/16 on his right shin to relieve pressure . . . **1993:** Hit .304 in 120 games for AAA Scranton with a club-record 36 doubles . . . International League All-Star . . . Had 1st ML stint after 8/31 recall . . . 1st ML hit was pinch-single (off Jose Rijo), 9/4 at CIN . . . 1st ML run was game-winner in 12th inning, 9/22 vs FLA . . . Started 1st ML game 9/29 at PIT . . . Got 1st ML RBI with pinch-single, 10/1 at STL . . . On Phils' post-season roster and appeared in Game #2 of the NLCS as a pinch-hitter . . . **1994:** Made club out of spring training for 1st time after leading Phils in HR (4) and RBI (17) . . . Started 27 games; 16 in RF and 11 in LF . . . Led club in pinch-hits (8) and AB (30) . . . Went 8-for-his-last-22 (.364) as a PH after an 0-for-8 start . . . Collected a career-high 3 hits, 7/4 at SD and a career-best 3 RBI, 6/19 at MTL . . . Hit .344 (11-32) with runners in scoring position.

**PERSONAL:** Anthony Eugene Longmire . . . Married Karene Williams (8/19/90) . . . 1986 graduate of Hogan High School in Vallejo, CA . . . Signed with Pirates at age 17 . . . Organized group of players to meet with underprivileged children once a homestand to talk to and treat them to a game in 1995 . . . Hobbies: Golf, bowling and listening to music.

### LONGMIRE'S GAME HIGHS

**HITS:** 4, vs MTL, 5/10/95 . . . **RUNS:** 4, vs MTL, 5/10/95 . . . **DOUBLES:** 1 . . . **HOME RUNS:** 1 . . . **RBI:** 3, at MTL, 6/19/94 . . . **STOLEN BASES:** 1 . . . **HITTING STREAK:** 5 games, 1995 . . . **PINCH HR:** 3, vs PIT (2) 7/26/95; vs HOU, 6/15/95; at STL, 4/26/95.

## TONY LONGMIRE'S CAREER RECORD

YEAR	CLUB	AVG.	G	AB	R	H	2B	3B	HR	RBI	BB	SO	SB	CS
1986	Bradenton	.275	15	40	6	11	2	1	0	6	2	2	1	2
1987	Macon	.263	127	445	63	117	15	4	5	62	41	73	18	7
1988	Salem	.275	64	218	46	60	12	2	11	40	36	44	4	3
	Harrisburg	.149	32	94	7	14	2	2	0	4	9	12	0	2
1989	Bradenton	.000	2	5	0	0	0	0	0	0	1	1	0	0
	Salem	.323	14	62	8	20	3	1	1	6	1	13	0	0
	Harrisburg	.291	37	127	15	37	7	0	3	22	12	21	1	0
1990	Harrisburg	.297	24	91	9	27	6	0	1	13	7	11	5	1
1991	Reading	.288	85	323	43	93	23	1	9	56	32	45	10	7
	Scranton	.261	36	111	11	29	3	2	0	9	8	20	4	4
1992	PHILLIES	INJURED - DID NOT PLAY												
1993	Scranton	.304	120	447	63	136	36	4	6	67	41	71	12	4
	PHILLIES	.231	11	13	1	3	0	0	0	1	0	1	0	0
1994	PHILLIES	.237	69	139	10	33	11	0	0	17	10	27	2	1
1995	PHILLIES	.356	59	104	21	37	7	0	3	19	11	19	1	1
ML	Totals	.285	139	256	32	73	18	0	3	37	21	47	3	2

## LEAGUE CHAMPIONSHIP SERIES RECORD

YEAR	CLUB,OPP	AVG.	G	AB	R	H	2B	3B	HR	RBI	BB	SO	SB	CS
1993	PHI,ATL	.000	1	1	0	0	0	0	0	0	0	1	0	0

## WORLD SERIES RECORD

YEAR	CLUB,OPP	AVG.	G	AB	R	H	2B	3B	HR	RBI	BB	SO	SB	CS
1993	PHI,TOR	.000	0	0	0	0	0	0	0	0	0	0	0	0

## LONGMIRE'S CAREER TRANSACTIONS

- Selected by Pittsburgh Pirates in 8th round of June, 1986 draft.
- Traded to Philadelphia as the player to be named later with Wes Chamberlain (of) and Julio Peguero (of), August 30, 1990, for Carmelo Martinez (of).
- On disabled list with shin splints surgery, March 28, 1992 through remainder of season.
- On disabled list with fractured left wrist, August 7, 1995 through remainder of season.

## LONGMIRE'S 1995 DETAILED HITTING STATS

	AVG.	AB	H	HR	RBI		AVG.	AB	H	HR	RBI
HOME	.434	53	23	2	15	ATL	.300	20	6	0	2
ROAD	.275	51	14	1	4	CHI	.267	15	4	0	0
DAY	.341	41	14	0	5	CIN	.000	6	0	0	0
NIGHT	.385	63	23	3	14	COL	.000	2	0	0	0
1ST-HALF	.348	66	23	2	9	FLA	.333	3	1	0	1
2ND HALF	.368	38	14	1	10	HOU	.333	3	1	1	4
LHP	.524	21	11	1	5	LA	.667	6	4	0	0
RHP	.313	83	26	2	14	MTL	.500	14	7	0	1
APRIL	1.000	2	2	1	2	NY	.000	2	0	0	0
MAY	.364	33	12	0	3	PIT	.571	7	4	1	6
JUNE	.350	20	7	1	4	STL	.500	12	6	1	5
JULY	.351	37	13	1	9	SD	.250	12	3	0	0
AUG	.250	12	3	0	1	SF	.500	2	1	0	0
PH	.303	33	10	3	11	ON BASE%	.422				
SLUGGING %	.510					RISP	.438	32	14	2	18

## LONGMIRE'S CAREER FIELDING

	PCT.	G	PO	A	E	TC	DP
Outfield	.967	57	82	5	3	90	1

## LONGMIRE'S CAREER BATTING BREAKDOWN

	AVG.	AB	H	HR	RBI		AVG.	AB	H	HR	RBI
ATL	.304	23	7	0	2	MTL	.414	29	12	0	6
CHI	.227	22	5	0	1	NY	.222	18	4	0	3
CIN	.125	16	2	0	0	PIT	.261	23	6	1	6
COL	.000	5	0	0	0	STL	.529	17	8	1	9
FLA	.320	25	8	0	2	SD	.226	31	7	0	3
HOU	.200	10	2	1	4	SF	.250	16	4	0	1
LA	.333	21	7	0	0						
April	.167	18	3	1	2	Home	.384	132	46	2	25
May	.327	55	18	0	6	Road	.218	124	27	1	12
June	.305	59	18	1	12	Day	.261	88	23	0	9
July	.269	78	21	1	12	Night	.298	168	50	3	28
August	.303	33	10	0	4	LHP	.340	47	16	1	10
Sept-Oct	.231	13	3	0	1	RHP	.273	209	57	2	27
1st Half	.277	148	41	2	20	2nd Half	.295	108	32	1	17

## LONGMIRE'S CAREER STATS BY BALLPARK

	AVG.	AB	H	HR	RBI		AVG.	AB	H	HR	RBI
Atlanta	.250	12	3	0	1	Wrigley	.267	15	4	0	1
Riverfront	.111	9	1	0	0	Joe Robbie	.231	13	3	0	1
Coors	.000	5	0	0	0	Olympic	.222	9	2	0	4
Astródome	.250	4	1	0	1	Shea	.000	2	0	0	0
Dodger	.222	9	2	0	0	Veterans	.348	132	46	2	25
Jack Murphy	.263	19	5	0	1	Three Rivers	.000	11	0	0	0
Candlestick	.250	8	2	0	0	Busch	.500	8	4	1	3



### #47 MICHAEL MIMBS LHP

B-T: L-L

HT: 6-2; WT: 190

AGE: 27

BORN: February 13, 1969, Macon, GA

RESIDES: Macon, GA

ML SERVICE: 160 days

HOW OBTAINED: Selected by Phillies in 2nd round of the 1994 annual major league winter draft.

**1995 SEASON:** Did not start a game in spring training, but led all Phillies pitchers with 12 strikeouts in 8.0 IP . . . Began season as Phils 5th starter . . . Had ML debut 4/30 vs PIT rained out in bottom of 5th, after pitching 5.0 innings of 5-hit ball . . . Won, 3-1, in his official ML debut, 5/6 at ATL; held Braves to 1 hit in 6.0 IP . . . Struck out a career-high 7, 5/21 vs NY . . . Threw 1st ML CG SHO, 5/26 vs SD, a 2-hitter . . . Got 1st ML hit, 6/11 at LA (single off Ramon Martinez) . . . Threw 2nd CG, 6/22 at NY . . . Had 5-game win streak, 5/21-6/22 . . . Moved to bullpen with 1st relief appearance, 7/27 vs PIT . . . Earned 1st ML save, 8/23 vs SD . . . Finished season in rotation, making 3 starts, beginning with emergency start for Mike Grace, 9/15 at NY . . . Was 7-7, 4.24 ERA in 19 starts; 2-0, 3.76 ERA in 16 relief appearances . . . Left-handers hit .214 vs him.

**CAREER:** Six-year pro . . . **1990:** Dodgers 24th selection in June draft . . . **1991:** Florida State League All-Star . . . Tied for FSL lead with 12 wins . . . **1992:** Played entire season at AA San Antonio; was joined for a time in San Antonio by his twin brother Mark . . . Combined with Todd Williams on a shutout . . . Earned only career save, 8/24 vs Midland . . . **1993:** Released by LA, 3/31 . . . Pitched for St. Paul of the Northern League (Independent), where he went 8-2, 3.20 ERA in 20 games (16 starts) . . . Threw one complete game and opponents hit .252 against him . . . **1994:** Signed by Montreal as an amateur free agent, 1/13 . . . Had

career-highs in innings (153.2) and strikeouts (145) for AA Harrisburg . . . Threw a 5-hit shutout vs Trenton, striking out 11 . . . Selected by Phillies off Ottawa roster (MTL) in annual Rule 5 draft, 12/5 . . . Played winter ball for Caracas of the Venezuelan League.

**PERSONAL:** Michael Randall Mimbs . . . Single . . . 1987 graduate of Windsor Academy (GA), where he was All-Region and All-State, 1985-87 and All-Middle Georgia in 1987 . . . Attending Mercer University (GA), majoring in Business Management . . . Played Little League, Pony League, American Legion and Semi-Pro baseball . . . Twin brother, Mark, drafted by LA one round later in 1990, pitches in Rangers organization . . . Hobbies: Swimming, fishing and the outdoors.

### MICHAEL MIMBS' CAREER RECORD

YEAR CLUB	W-L	ERA	G	GS	CG	SHO	SV	IP	H	R	ER	BB	SO
1990 Great Falls	0-0	4.05	3	0	0	0	0	6.2	4	5	3	0	4
Yakima	4-3	3.88	12	12	0	0	0	67.1	58	36	29	39	72
1991 Vero Beach	12-4	2.67	24	22	1	1	0	141.2	124	52	42	70	132
1992 San Antonio	10-8	4.23	24	22	2	0	1	129.2	132	65	61	73	87
1993 St. Paul	8-2	3.20	20	16	1	0	0	98.1	94	48	35	45	97
1994 Harrisburg	11-4	3.46	32	21	2	1	0	153.2	130	69	59	61	145
1995 PHILLIES	9-7	4.15	35	19	2	1	1	136.2	127	70	63	75	93
<b>ML Totals</b>	<b>9-7</b>	<b>4.15</b>	<b>35</b>	<b>19</b>	<b>2</b>	<b>1</b>	<b>1</b>	<b>136.2</b>	<b>127</b>	<b>70</b>	<b>63</b>	<b>75</b>	<b>93</b>

### MIMBS' CAREER TRANSACTIONS

- Selected by Los Angeles Dodgers in 24th round in June, 1990 draft.
- Released by Los Angeles, March 31, 1993.
- Signed by St. Paul at the Independent Northern League for 1993.
- Signed by Montreal Expos as a minor league free agent, January 13, 1994.
- Selected by Philadelphia in annual major league draft, December 5, 1994.

### MAJOR LEAGUE HITTING TOTALS

	AVG.	AB	H	HR	RBI
1995	.143	35	5	0	2

### MIMBS' 1995 DETAILED PITCHING STATS

	W-L	ERA	G	IP	ER	SV		W-L	ERA	G	IP	ER	SV
HOME	6-6	4.52	22	85.2	43	1	ATL	1-2	4.32	4	16.2	8	0
ROAD	3-1	3.53	13	51.0	20	0	CHI	0-1	3.72	2	9.2	4	0
DAY	3-2	6.75	12	30.2	23	0	CIN	0-1	12.15	2	6.2	9	0
NIGHT	6-5	3.40	23	106.0	40	1	COL	0-0	7.20	1	5.0	4	0
1ST HALF	6-5	3.90	14	85.1	37	0	FLA	2-0	3.64	3	17.1	7	0
2ND HALF	3-2	4.56	21	51.1	26	1	HOU	0-0	3.38	1	2.2	1	0
							LA	1-0	1.17	3	15.1	2	0
MAY	3-1	3.09	6	32.0	11	0	MTL	0-1	13.50	3	4.0	6	0
JUNE	3-1	4.33	5	35.1	17	0	NY	2-1	3.27	4	22.0	8	0
JULY	1-3	5.58	7	30.2	19	0	PIT	1-0	0.00	1	2.2	0	1
AUG	1-0	3.57	11	17.2	7	1	STL	0-1	7.00	2	9.0	7	0
SEPT-OCT	1-2	3.86	6	21.0	9	0	SD	1-0	2.28	6	23.2	6	1
							SF	1-0	4.50	3	2.0	1	0

### MIMBS' CAREER STATS BY BALLPARK

	G	W-L	ERA	IP	ER	SV		G	W-L	ERA	IP	ER	SV
Atlanta	2	1-0	0.00	8.0	0	0	Wrigley	1	0-0	9.00	2.0	2	0
Riverfront	1	0-0	10.80	1.2	2	0	Joe Robbie	1	0-0	4.91	3.2	2	0
Coors	1	0-0	7.20	5.0	4	0	Shea	2	1-1	2.57	14.0	4	0
Dodger	1	1-0	1.23	7.1	1	0	Veterans	22	6-6	4.52	85.2	43	1
Jack Murphy	3	0-0	3.86	9.1	4	0							
Candlestick	1	0-0	0.00	0.0	1	0							

## MIMBS' GAME HIGHS

**LOW HIT CG:** 2, vs SD, 5/26/95 . . . **SHUTOUTS:** 1, vs SD, 5/26/95 . . .  
**STRIKEOUTS:** 7, vs NY, 5/21/95 . . . **LONGEST OUTING:** starter - 9.0 inn., vs SD,  
 5/26/95; at NY, 6/22/95 . . . reliever - 4.0 inn., vs SD, 8/23/95 . . . **WINNING**  
**STREAK:** 5 games, 1995 . . . **LOSING STREAK:** 4 games, 1995 . . . **SCORE**  
**LESS STREAK:** 15.0 inn., 1995.



### #57 LARRY MITCHELL RHP

B-T: R-R

HT: 6-1; WT: 219

AGE: 24, turns 25 on October 16

BORN: October 16, 1971, Flint, MI

RESIDES: Charlottesville, VA

HOW OBTAINED: Phillies 5th pick in June,  
 1992 draft.

**1995 SEASON:** Started for AA Reading for 2nd straight season . . . Threw only complete game and shutout, 7/18 vs Trenton (7-0) . . . Struck out a season-high 9, 6/25 vs Bowie and 7/18 vs Trenton . . . Finished tied for 5th in Eastern League in losses (11) and walks (72) . . . Went 1-0, 2.70 ERA in 2 playoff starts, while holding opponents to a .194 average.

**CAREER:** Three-year pro . . . **1992:** Promoted to Batavia after 1.42 ERA in 3 starts for Martinsville . . . Tied for team lead with 7 wins for Batavia . . . **1993:** Pitcher of the Month for June, 4-1, 2.09 ERA, 3 CG, 2 SHO, 51 SO in 6 starts with Spartanburg . . . Tied for South Atlantic League lead in shutouts . . . Finished season with 9 starts at Clearwater . . . Led all Phillie minor leaguers in walks, strikeouts and was tied for the lead in shutouts . . . **1994:** Led Eastern League in walks (103) and starts (30); finished 4th with 13 losses . . . His 128 strikeouts ranked 3rd among all Phillies minor leaguers and 10 wins ranked 4th . . . Threw a 3-hitter, 4/30 vs Bowie . . . Struck out a season-high 10, 6/9 at New Britain . . . Pitched for Peoria in Arizona Fall League, 1-5, 5.26 ERA, 10 G, 9 GS, 24 SO.

**PERSONAL:** Larry Paul Mitchell II . . . Single . . . 1989 graduate of Charlottesville High School (VA), where he was a 2nd team All-State wide receiver in football and 2nd team All-District in baseball as a junior . . . Attended James Madison University . . . Hobbies: Music and reading.

### LARRY MITCHELL'S CAREER RECORD

YEAR	CLUB	W-L	ERA	G	GS	CG	SHO	SV	IP	H	R	ER	BB	SO
1992	Martinsville	1-0	1.42	3	3	0	0	0	19.0	17	8	3	6	18
	Batavia	7-2	2.63	10	10	3	1	0	65.0	63	25	19	11	58
1993	Spartanburg	6-6	4.10	19	19	4	#2	0	116.1	113	55	53	54	114
	Clearwater	4-4	3.00	9	9	1	0	0	57.0	50	23	19	21	45
1994	Reading	10-13	3.97	30	30	2	0	0	165.1	143	91	73	*103	128
1995	Reading	6-11	5.54	25	24	1	1	0	128.1	136	85	79	72	107

\* League Leader # Tied for League Lead

### MITCHELL'S CAREER TRANSACTIONS

- Selected by Seattle Mariners in June, 1989 draft.
- Selected by Philadelphia in 5th round of June, 1992 draft.



## #12 MICKEY MORANDINI 2B

B-T: L-R

HT: 5-11; WT: 176

AGE: 29, turns 30 on April 22

BORN: April 22, 1966, Leechburg, PA

RESIDES: Valparaiso, IN

ML SERVICE: 4 years, 153 days

HOW OBTAINED: Phillies 5th pick in June, 1988 draft.

**1995 SEASON:** Had a career season finishing 5th in NL with .346 average with runners in scoring position (min 100 AB), behind Tony Gwynn, Dante Bichette, Mike Piazza and Barry Larkin . . . Also led team and finished among leaders in doubles and triples; 4th straight season led Phils in triples . . . Reached career-highs in AB, runs, hits, 2B, 3B, homers, RBI, walks and strikeouts and tied his best with 127 games . . . His 6 HR doubled his previous high (3) . . . Hit a game-winning 2-run pinch-HR in 13th inning, 5/17 at FLA . . . Had a career-high 5 hits, 6/24 at STL; most by a Phillie since John Kruk, 7/27/93 vs STL . . . Selected to 1st All-Star team . . . Had two 8-game hit streaks, 7/23-29 and 8/19-27 . . . Had surgery to remove a bone spur and loose bodies from his right elbow, 10/6, by Dr. Lewis Yocum.

**CAREER:** Seven-year pro . . . **1988:** Phillies 5th round pick in June draft . . . **1989:** Began season with Spartanburg (A) where he was hitting .338 when moved up to Clearwater (A), where he hit .302, before making one final jump up to Reading (AA) where he hit .351 . . . Combined average was .338 . . . Paul Owens Award winner for best player in the Phillies minor league system . . . South Atlantic All-Star . . . **1990:** Became Phils starting 2nd baseman when called up from AAA 8/31, after Tom Herr was dealt to Mets . . . Collected 1st ML hit in his 1st game 9/1 vs SD and 1st HR (solo) 9/22 vs MTL . . . Before recall, led International League in triples (10) and team in steals (16) . . . **1991:** Began season at Scranton, recalled 4/23, when Jim Fregosi took over as manager . . . Had .986 fielding pct. in 95 games at 2nd base . . . Had career-high 9-game hit streak 5/25-6/9, during which he hit .389 . . . Had four 3-hit games . . . Stole 13 bases in 15 attempts . . . **1992:** Committed just 5 errors in a career-high 124 games at 2B . . . Error total was lowest among NL 2nd basemen; .991 fielding pct. was 2nd only to Gold Glove winner Jose Lind's .992 . . . Turned the 9th unassisted triple play in baseball history, 9/20 at PIT; was the first 2nd baseman ever to turn the trick in regular season play . . . Had 10-game hit streak, 9/6-16, .421 . . . Hit safely in 7 consecutive AB, 9/6-8 . . . Had 56-game errorless streak, 7/9-9/29 . . . 8 triples led club and tied for 6th-best in NL . . . **1993:** Finished 2nd among NL 2nd basemen with a .990 fielding % . . . Had a 66-game errorless streak snapped, 9/25 vs ATL (streak started 6/1) . . . Led club and finished tied for 3rd in NL with 9 triples . . . Hit 1st career grand slam and had career-high 5 RBI, 7/10 vs SF; it was 1st slam by a Phillie 2nd baseman since Juan Samuel hit one 8/12/87 vs CHI . . . Had career-high 12-game hit streak, 8/27-9/29 . . . Had 13 stolen bases in 15 attempts . . . Had triple and 2 RBI in pennant-clinching Game #6 of the NLCS vs PIT . . . **1994:** Hit career-best .292 in 87 games (70 starts) . . . Hit .220 before 5/14, then .312 the rest of the way . . . Had team-best 10-game hit streak, 5/15-29 . . . Did not strikeout until 51st plate app. of season (5/6 at FLA) . . . Committed just 1 error in 1st 32 games (made just 2 errors from 6/1/93-6/1/94, a span of 103 games) . . . 5 triples were tied for club lead and tied for 9th in NL (3rd straight year he's held or shared club lead) . . . Tied career-high 4 hits, 7/31 at ATL . . . Hit .313 with runners in scoring position . . . .985 fielding pct. ranked 4th among NL 2nd basemen. **MISC:** In his career, has 56 steals in 74 attempts (76%) . . . Has a .989 career fielding pct. at 2nd base.

**PERSONAL:** Michael (Mickey) Robert Morandini . . . Married Peg Ohm (10/19/90); one son, Jordan Michael (11/15/94) . . . 1984 graduate of Leechburg Area (PA) High School . . . Attended Indiana University . . . Was a member of the 1988 US Olympic Baseball team . . . Since 1993, has purchased tickets to each Sunday home game for children in the Easter Seals program; additionally, began Mickey's MVPs in 1995, where he treats kids with cancer to games throughout the season and hosts a party for them following the season . . . Presented 1995 Media Good Guy Award by Philadelphia Sportswriters Association . . . Hobbies: Listening to music, movies, basketball and bowling.

## MICKY MORANDINI'S CAREER RECORD

YEAR	CLUB	AVG.	G	AB	R	H	2B	3B	HR	RBI	BB	SO	SB	CS
1989	Spartanburg	.338	63	231	43	78	19	1	1	30	35	45	18	9
	Clearwater	.302	17	63	14	19	4	1	0	4	7	8	3	1
	Reading	.351	48	188	39	66	12	1	5	29	23	32	5	5
1990	Scranton	.261	138	502	77	131	24	*10	1	31	60	90	16	6
	PHILLIES	.241	25	79	9	19	4	0	1	3	6	19	3	0
1991	Scranton	.261	12	46	7	12	4	0	1	9	5	6	2	0
	PHILLIES	.249	98	325	38	81	11	4	1	20	29	45	13	2
1992	PHILLIES	.265	127	422	47	112	8	8	3	30	25	64	8	3
1993	PHILLIES	.247	120	425	57	105	19	9	3	33	34	73	13	2
1994	PHILLIES	.292	87	274	40	80	16	5	2	26	34	33	10	5
1995	PHILLIES	.283	127	494	65	140	34	7	6	49	42	80	9	6
<b>ML</b>	<b>Totals</b>	.266	584	2019	256	537	92	33	16	161	170	314	56	18

\* League Leader

## LEAGUE CHAMPIONSHIP SERIES RECORD

YEAR	CLUB,OPP	AVG.	G	AB	R	H	2B	3B	HR	RBI	BB	SO	SB	CS
1993	PHI,ATL	.250	4	16	1	4	0	1	0	2	0	3	1	0

## WORLD SERIES RECORD

YEAR	CLUB,OPP	AVG.	G	AB	R	H	2B	3B	HR	RBI	BB	SO	SB	CS
1993	PHI,TOR	.200	3	5	1	1	0	0	0	0	1	2	0	0

## ALL-STAR GAME RECORD

YEAR	CLUB, SITE	AVG.	G	AB	R	H	2B	3B	HR	RBI	BB	SO	SB	CS
1995	NL, TX	.000	1	1	0	0	0	0	0	0	0	0	0	0

## MORANDINI'S CAREER TRANSACTIONS

- Selected by Philadelphia in 5th round of June, 1988 draft.

## MORANDINI'S 1995 DETAILED HITTING STATS

	AVG.	AB	H	HR	RBI		AVG.	AB	H	HR	RBI
HOME	.302	242	73	3	25	ATL	.273	44	12	0	5
ROAD	.266	252	67	3	24	CHI	.200	25	5	0	1
DAY	.295	139	41	2	10	CIN	.200	25	5	1	3
NIGHT	.279	355	99	4	39	COL	.231	26	6	1	2
1ST-HALF	.282	241	68	4	30	FLA	.271	48	13	1	6
2ND HALF	.285	253	72	2	19	HOU	.233	43	10	0	1
LHP	.229	105	24	1	14	LA	.200	60	12	0	3
RHP	.298	389	116	5	35	MTL	.395	43	17	0	8
APRIL	.167	12	2	0	2	NY	.319	47	15	1	6
MAY	.302	96	29	2	10	PIT	.314	35	11	0	2
JUNE	.287	87	25	2	13	STL	.391	23	9	0	6
JULY	.272	103	28	1	10	SD	.300	40	12	1	2
AUG	.323	96	31	1	10	SF	.371	35	13	1	4
SEPT-OCT	.250	100	25	0	4						
PH	.111	9	1	1	2	ON BASE %	.350				
SLUGGING %	.417					RISP	.346	107	37	2	44

## MORANDINI'S CAREER FIELDING

	PCT.	G	PO	A	E	TC	DP
2nd Base	.989	558	1100	1489	30	2619	280
Shortstop	.857	3	3	3	1	7	1

## MORANDINI'S CAREER BATTING BREAKDOWN

	AVG.	AB	H	HR	RBI		AVG.	AB	H	HR	RBI
ATL	.295	149	44	1	20	MTL	.262	183	48	2	16
CHI	.301	193	58	0	6	NY	.290	193	56	0	17
CIN	.228	114	26	1	10	PIT	.280	182	51	1	15
COL	.316	57	18	1	4	STL	.202	168	34	0	11
FLA	.246	118	29	2	13	SD	.265	162	43	2	13
HOU	.231	143	33	2	10	SF	.300	150	45	3	17
LA	.251	207	52	0	21						
April	.273	198	54	2	12	Home	.271	1024	277	10	86
May	.261	357	93	3	30	Road	.261	995	260	6	75
June	.256	387	99	4	38	Day	.286	555	159	3	43
July	.271	420	114	4	44	Night	.258	1464	378	13	118
August	.274	252	69	1	17	LHP	.208	456	95	3	34
Sept-Oct	.267	405	108	2	20	RHP	.283	1563	442	13	127
1st Half	.259	1053	273	9	89	2nd Half	.273	966	264	7	72

## MORANDINI'S CAREER STATS BY BALLPARK

	AVG.	AB	H	HR	RBI		AVG.	AB	H	HR	RBI
Atlanta	.320	75	24	0	12	Wrigley	.323	93	30	0	3
Riverfront	.200	65	13	0	1	Joe Robbie	.228	57	13	1	8
Coors	.176	17	3	1	1	Olympic	.263	80	21	0	7
Astrodome	.246	69	17	1	4	Shea	.255	102	26	0	7
Dodger	.242	95	23	0	8	Veterans	.271	1024	277	10	86
Jack Murphy	.200	80	16	2	7	Three Rivers	.303	89	27	0	1
Candlestick	.319	72	23	1	8	Busch	.213	89	19	0	7

## MORANDINI'S GAME HIGHS

**HITS:** 5, at STL, 6/24/95 . . . **RUNS:** 3, 5 times, last: at MTL, 9/12/95 . . . **DOUBLES:** 3, 3 times, last: vs CHI, 6/18/92 . . . **TRIPLES:** 2, vs LA, 7/18/92; vs CIN, 8/29/93 . . . **HOME RUNS:** 1 . . . **RBI:** 5, vs SF, 7/10/93 . . . **STOLEN BASES:** 2, at HOU, 8/22/93; vs LA, 1st game, 7/15/94 . . . **HITTING STREAK:** 12 games, 1993 . . . **GRAND SLAMS:** vs SF, 7/10/93 . . . **INSIDE THE PARK HR:** vs ATL, 5/26/92 . . . **PINCH HR:** vs PIT, 7/30/93.



### #35 BOBBY MUNOZ RHP

B-T: R-R

HT: 6-8; WT: 259

AGE: 28

BORN: March 3, 1968, Rio Piedras, PR

RESIDES: Odessa, FL

ML SERVICE: 2 years, 37 days

HOW OBTAINED: Acquired from New York Yankees with Kevin Jordan and Ryan Karp for Terry Mulholland and a player to be named later (Jeff Patterson), 2/9/94.

**1995 SEASON:** Placed on DL in spring training with a mild sprain of the ligament in his right elbow . . . Made 4 rehab starts at AA Reading, 0-4, 10.80 ERA and 2 rehab starts at AAA Scranton, 1-0, 0.56 ERA, 1 CG . . . Named IL Pitcher of the Week, 7/17-23 . . . Activated from DL and made 1st ML appearance of season (a start), 7/22 vs STL . . . Pitched through the 6th inning in his first 2 starts; lasted just 3.2 innings in his final start of season, 8/2 at ATL . . . Placed on DL again, 8/8 through the remainder of the season, after continued pain and swelling in the elbow . . . Had loose bodies removed from right elbow by Dr. Frank Jobe in LA, 8/18 . . . Underwent "Tommy John" ligament surgery on his right elbow, also by Dr. Jobe, 8/22.

(MUNOZ... continued)

**CAREER:** Seven-year pro... **1988:** Yankees 15th pick in June draft... **1989:** 1st year of pro ball, splitting time between Sarasota and Ft. Lauderdale... **1990:** Spent entire season at (A) Greensboro, striking out 100 batters... Added to 40-man roster 10/31... **1991:** Went 5-8 with a staff-low 2.33 ERA for Ft. Lauderdale... Opponents hit just .232 vs him... Florida State League All-Star... Promoted to Columbus, 8/31... Rated 9th best prospect in Yankee organization by Baseball America... **1992:** Spent full season at AA Albany... Ranked 3rd on staff in wins and 4th in starts... Held opponents to a .234 average... Threw a 5-inning no-hitter, 7/17 at Reading, leaving game due to a pre-determined pitch count... Played winter ball in Puerto Rico for Arecibo... **1993:** First season pitching in relief... Began at Columbus, 2-1, 1.27 ERA, 9 SV in 19 relief appearances... Promoted to Yankees, 5/25... Made ML debut 5/29 vs CHI, striking out 1st 2 batters faced, Joey Cora and Frank Thomas... Earned 1st ML win, 6/17 vs MIN... Optioned to Columbus 8/25 making 2 relief appearances and 1 start before 9/5 recalled... Stranded 79% of inherited runners, 2nd on Yankees to Paul Assenmacher's 86%... Allowed 1 home run in 178 at bats... Did not appear in any save situations... **1994:** Began season in the bullpen... Earned 1st career save, 4/7 at COL... Optioned to AAA Scranton, 4/19, after 5 relief appearances and a 5.68 ERA... Recalled 5/20, after 6 games (5 starts) and a 2.12 ERA... Made 1st ML start, 5/30 at CHI (lost 3-0) and finished season in rotation... Won 1st NL game, 6/9 vs STL (6-2)... Had a streak of 18.0 consecutive scoreless innings, 6/14-25, best by a Phillie starter... Hit 1st ML HR, 6/25 vs ATL (off Kent Mercker) and had a career-high 3 hits, 6/19 at MTL... NL Pitcher of the Month for June (4-1, 1.40 ERA, 25 SO in 6 starts)... Set career-high with 8 strikeouts, 7/10 at SF... Had team-best 25.1 walkless inning streak, 7/16-8/2... Threw 1st ML CG, a 2-hitter, 7/22 at FLA (W,3-1); it was also the Phillies quickest game (1:54) since 7/7/89 (1:44)... Opponents hit .182 (18-99) against him with runners in scoring position... Finished season with a team-best 2.67 ERA... Went 7-5, 2.60 ERA in his 14 starts.

**PERSONAL:** Roberto (Bobby) Munoz... Married Lisa Williams (11/6/93)... 1986 graduate of Hialeah Miami Lakes High School... Attended West Palm Beach Junior College and Polk Community College... Member of the 1987, bronze-medal-winning Puerto Rican Junior Olympic basketball team in Italy... Led 1986 basketball team to State Championship and was tournament MVP... Participated in National Championship Willie Mays baseball tournament in 1977 in Atlanta, earning MVP honors.

### BOBBY MUNOZ' CAREER RECORD

YEAR CLUB	W-L	ERA	G	GS	CG	SHO	SV	IP	H	R	ER	BB	SO
1989 Sarasota	1-1	3.48	2	2	0	0	0	10.1	5	4	4	4	13
Ft. Lauderdale	1-2	4.73	3	3	0	0	0	13.1	16	8	7	7	2
1990 Greensboro	5-12	3.73	25	24	0	0	0	132.2	133	70	55	58	100
1991 Ft. Lauderdale	5-8	2.33	19	19	4	2	0	108.0	91	45	28	40	53
Columbus	0-1	24.00	1	1	0	0	0	3.0	8	8	8	3	2
1992 Albany	7-5	3.28	22	22	0	0	0	112.1	96	55	41	70	66
1993 Columbus	3-1	1.44	22	1	0	0	10	31.1	24	6	5	8	16
YANKEES	3-3	5.32	38	0	0	0	0	45.2	48	27	27	26	33
1994 Scranton	2-3	2.12	6	5	0	0	0	34.0	27	9	8	14	24
PHILLIES	7-5	2.67	21	14	1	0	1	104.1	101	40	31	35	59
1995 PHILLIES	0-2	5.74	3	3	0	0	0	15.2	15	13	10	9	6
Reading-a	0-4	10.80	4	4	0	0	0	15.0	28	19	18	3	8
Scranton-a	1-0	0.56	2	2	1	1	0	16.0	8	2	1	3	10
<b>AL Totals</b>	<b>3-3</b>	<b>5.32</b>	<b>38</b>	<b>0</b>	<b>0</b>	<b>0</b>	<b>0</b>	<b>45.2</b>	<b>48</b>	<b>27</b>	<b>27</b>	<b>26</b>	<b>33</b>
<b>NL Totals</b>	<b>7-7</b>	<b>3.08</b>	<b>24</b>	<b>17</b>	<b>1</b>	<b>0</b>	<b>1</b>	<b>120.0</b>	<b>116</b>	<b>53</b>	<b>41</b>	<b>44</b>	<b>65</b>
<b>ML Totals</b>	<b>10-10</b>	<b>3.69</b>	<b>62</b>	<b>17</b>	<b>1</b>	<b>0</b>	<b>1</b>	<b>165.2</b>	<b>164</b>	<b>80</b>	<b>68</b>	<b>70</b>	<b>98</b>

a-Rehabilitation Assignment

### MAJOR LEAGUE HITTING TOTALS

	AVG.	AB	H	HR	RBI
1995	.000	5	0	0	0
Career	.180	38	7	1	6

## MUNOZ' CAREER TRANSACTIONS

- Selected by New York Yankees in 15th round of June, 1988 draft.
- Traded to Philadelphia with Kevin Jordan (2b) and Ryan Karp (lhp), February 9, 1994, for Terry Mulholland (lhp) and a player to be named later (Jeff Patterson, rhp).
- On disabled list with mild strain of ligament in right elbow, April 18-July 21, 1995; included rehabilitation assignment to Reading June 19-July 17, 1995.
- On disabled list with loose bodies in his right elbow, August 3, 1995 through remainder of season.

## MUNOZ' 1995 DETAILED PITCHING STATS

	W-L	ERA	G	IP	ER	SV		W-L	ERA	G	IP	ER	SV
HOME	0-0	4.50	1	6.0	3	0	ATL	0-1	7.36	1	3.2	3	0
ROAD	0-2	6.52	2	9.2	7	0	CHI	0-1	6.00	1	6.0	4	0
DAY	0-1	6.00	1	6.0	4	0	STL	0-0	4.50	1	6.0	3	0
NIGHT	0-1	5.59	2	9.2	6	0	JULY	0-1	5.25	2	12.0	7	0
2ND HALF	0-2	5.74	3	15.2	10	0	AUG	0-1	7.36	1	3.2	3	0

## MUNOZ' CAREER PITCHING BREAKDOWN

	G	W-L	ERA	IP	ER	SV		G	W-L	ERA	IP	ER	SV
ATL	2	1-1	3.86	9.1	4	0	MTL	2	1-1	3.00	15.0	5	0
CHI	2	0-2	4.76	11.1	6	0	NY	2	1-0	1.04	8.2	1	0
CIN	1	0-0	9.00	2.0	2	0	PIT	1	0-1	3.38	8.0	3	0
COL	4	0-0	4.15	4.1	2	1	STL	3	1-0	3.21	14.0	5	0
FLA	1	1-0	1.00	9.0	1	0	SD	2	1-1	2.92	12.1	4	0
HOU	1	0-1	1.50	6.0	1	0	SF	1	0-0	1.13	8.0	1	0
LA	2	1-0	4.50	12.0	6	0							
April	5	0-0	5.68	6.1	4	1	Home	29	7-3	4.01	74.0	33	0
May	5	0-1	1.50	12.0	2	0	Road	33	3-7	3.44	91.2	35	1
June	18	6-1	1.81	54.2	11	0	Day	22	1-3	4.04	49.0	22	1
July	16	3-3	4.39	55.1	27	0	Night	40	9-7	3.55	116.2	46	0
August	8	0-5	6.46	23.2	17	0	1st Half	28	6-2	2.10	73.0	17	1
Sept-Oct	10	1-0	4.61	13.2	7	0	2nd Half	34	4-8	4.95	92.2	51	0

## MUNOZ' CAREER STATS BY BALLPARK

	G	W-L	ERA	IP	ER	SV		G	W-L	ERA	IP	ER	SV
Atlanta	1	0-1	7.36	3.2	3	0	Wrigley	2	0-2	4.76	11.1	6	0
Astrodome	1	0-1	1.50	6.0	1	0	Joe Robbie	1	1-0	1.00	9.0	1	0
Dodger	1	0-0	1.29	7.0	1	0	Olympic	1	1-0	0.00	8.0	0	0
Jack Murphy	1	0-1	3.00	6.0	2	0	Shea	1	1-0	1.50	6.0	1	0
Candlestick	1	0-0	1.13	8.0	1	0	Veterans	11	4-2	4.17	49.2	23	0
							Busch	1	0-0	0.00	2.0	0	0

## MUNOZ' GAME HIGHS

LOW HIT CG: 2, at FL, 7/27/94 . . . STRIKEOUTS: 8, at SF, 7/10/94 . . . LONGEST OUTING: 9.0 inn., at FLA, 7/27/94 . . . WINNING STREAK: 4 games, 1994 . . . LOSING STREAK: 3 games, 1993 . . . SCORELESS STREAK: 18.0 inn., 1994.



## #56 GLENN MURRAY OF

B-T: R-R

HT: 6-2; WT: 225

AGE: 25, turns 26 on November 23

BORN: November 23, 1970, Manning, SC

RESIDES: Manning, SC

HOW OBTAINED: Acquired from Boston Red Sox with Lee Tinsley and Ken Ryan for Heathcliff Slocumb, Rick Holifield and Larry Wimberly, 1/29/96.

**1995 SEASON:** Joined Pawtucket, 4/25, after extended big-league spring training as a result of the strike . . . Led Pawtucket in HR (25) and was 2nd in RBI (66) despite playing just 104 games . . . HR total was 2nd in all of AAA baseball; .512 slugging pct. ranked 13th . . . On 7-day DL with sprained right wrist, 5/15-24 . . . Had two 2-HR games, 5/9 vs Ottawa and 6/10 at Richmond . . . Had two 4-RBI games, 6/10 at Richmond and 7/6 vs Columbus . . . Went 1-for-2 with a SB in the All-Star game at Scranton . . . Homered in both games of DH, 7/25 vs Ottawa . . . Collected 4 hits, 8/27 at Richmond . . . Had starts in all 3 OF positions . . . 11 HBP's led club . . . Voted Best Power Hitting Prospect in International League by Baseball America poll.

**CAREER:** Seven-year pro . . . **1989:** Selected by MTL in 2nd round of June draft . . . Began pro career as a 3rd baseman for the Expos Gulf Coast League club . . . **1990:** Switched to OF during spring training . . . Spent season with Jamestown . . . Hit 1st HR of pro career, 8/16 at Erie . . . **1991:** Led Midwest League with 14 triples for Rockford . . . Had 10-game hit streak, 6/2-11, .349 . . . **1992:** Led Florida State League with 75 walks; 4th with 79 runs for West Palm Beach . . . Had career-high 26 SB . . . Reached double figures in HR (13) for 1st time in career . . . **1993:** Had best season as a pro with Eastern League champion Harrisburg . . . Finished tied for 1st in EL in HR (26); 3rd in RBI (96) . . . Had 4 hits, 3 RBI, 4/12 vs New Britain . . . Had 8-game hit streak, 4/11-20, .467 (14-30) . . . Hit grand slam, 5/21 vs London . . . Hit .311 with 11 HR and 32 RBI in 42 games for Navojoa in Mexican Winter League . . . **1994:** Began spring training with Expos, but was purchased by BOS, 3/23 and assigned to Pawtucket . . . Led club and was tied for 2nd in International League in HR (25) . . . HR total led Red Sox system . . . Hit 2 HR, 6/3 vs Scranton . . . Played for Caguas in Puerto Rican Winter League.

**PERSONAL:** Glenn Everett Murray . . . Single . . . 1989 graduate of Manning High School (SC), where he was All-State in baseball and football and All Conference in basketball . . . Had football scholarship offers from Florida State, Clemson and Georgia Tech . . . Hobbies: Fishing, bowling.

### GLENN MURRAY'S CAREER RECORD

YEAR	CLUB	AVG.	G	AB	R	H	2B	3B	HR	RBI	BB	SO	SB	CS
1989	Mont.-Gulf Coast	.172	27	87	10	15	6	2	0	7	6	30	8	1
	Jamestown	.300	3	10	1	3	1	0	0	1	1	1	0	0
1990	Jamestown	.224	53	165	20	37	8	4	1	14	21	43	11	3
1991	Rockford	.236	124	479	73	113	16	14	5	60	77	136	22	19
1992	W. Palm Beach	.232	119	414	79	96	14	5	13	41	75	150	26	11
1993	Harrisburg	.253	127	475	82	120	21	4	#26	96	56	111	16	7
1994	Pawtucket	.224	130	465	74	104	17	1	25	64	55	134	9	3
1995	Pawtucket	.244	104	336	66	82	15	0	25	66	34	109	5	6

\* League Leader # Tied for League Lead

### MURRAY'S CAREER TRANSACTIONS

- Selected by Montreal Expos in 2nd round of June, 1989 draft.
- Purchased by Boston Red Sox, March 23, 1994.
- Traded to Philadelphia with Lee Tinsley (of) and Ken Ryan (rhp), January 29, 1996, for Heathcliff Slocumb (rhp) Rick Holifield (of) and Larry Wimberly (lhp).



**#51**      **KEN RYAN**      **RHP**

**B-T: R-R**

**HT: 6-3; WT: 230**

**AGE: 27, turns 28 on October 24**

**BORN: October 24, 1968, Pawtucket, RI**

**RESIDES: Attleboro, MA**

**ML SERVICE: 2 years, 51 days**

**HOW OBTAINED: Acquired from Boston Red Sox with Lee Tinsley and Glenn Murray for Heathcliff Slocumb, Rick Holifield and Larry Wimberly, 1/29/96.**

**1995 SEASON:** Began season with Red Sox . . . Did not allow a run in first 6 games (8 IP) . . . Earned all 7 of his saves from 5/5-6/5 . . . Last save was 6/5 vs CAL (1.0 IP, 2 SO) . . . Lost a career-high 4 games (3 in a 6-game span, 6/12-30) . . . Optioned to AA Trenton, 7/3 . . . Struck out 16 in 17.0 innings (11 games) for Thunder, but had 5.82 ERA . . . Optioned to AAA Pawtucket, 8/11, appearing in 9 games in relief . . . Recalled 9/14, making 2 scoreless appearances to finish season.

**CAREER:** 10-year pro . . . **1986:** Signed by Red Sox as a free agent, 6/16 . . . Began pro career at Elmira . . . **1987:** Made 19 starts in 28 appearances for Greensboro . . . **1988:** Had tough season with 6.18 ERA in 19 games (14 starts) for Lynchburg . . . **1989:** Finished 3rd in wins (8) for Winter Haven . . . **1990:** Tied for Carolina League lead in starts (28) and losses (14) for Lynchburg . . . Was 2nd on club in innings (162.2) and strikeouts (109) . . . Threw a 1-hitter, 4/18 vs Durham . . . **1991:** Made transition to bullpen with 44 of 45 appearances in relief . . . Began season at Winter Haven, after 21 games (1 start), promoted to New Britain; after 14 games, made final jump to AAA Pawtucket for 9 games . . . Pitched in Florida Instructional League . . . **1992:** Set club record and finished 2nd in Eastern League with 22 saves for New Britain . . . Struck out all 6 batters faced (2.0 IP) in only win, 5/17 at Harrisburg . . . Promoted to Pawtucket, 8/6 . . . Went 2-0 with 7 saves in 9 appearances . . . Contract purchased by BOS, 8/31 . . . Made ML debut, 8/31 at SEA . . . Earned 1st ML save, 9/11 vs DET in 1st game at Fenway . . . **1993:** Started season with BOS . . . Earned 1st ML win, 5/24 at DET . . . Optioned to AAA, 6/31 . . . Had 4 saves in 11 games before 6/30 recall . . . Optioned to AAA a 2nd time, 7/30 . . . Recalled for final time, 8/17 . . . Earned only save of season, 9/7 at CHI . . . Had 12 straight scoreless appearances, 6/30-7/29 + 8/19 (12.2 IP) . . . Threw career-high 3.1 innings, 8/22 vs CLE . . . Was 4-0, 1.75 ERA in 24 road games . . . **1994:** Hit on foot by a line drive in spring training . . . Began season with Sarasota, making 8 appearances before 4/22 recall . . . Became Red Sox closer when Russell was traded, 7/1 . . . Prevented all 11 inherited runners from scoring . . . Named Sox Reliever of the Year by Boston Baseball Writers Assoc. and Man of the Year by the BoSox Club for his cooperation in community endeavors and his contributions to the team.

**PERSONAL:** Kenneth Frederick (Ken), Jr. . . . Married Odalys Rodriguez; two daughters, Julia Marie (7/19/93) and Amanda Christine (8/24/95) . . . 1986 graduate of Seekonk High School (MA) . . . Played Little League, Babe Ruth and American Legion baseball . . . Hobbies: Golf and ping-pong.

**Phillies**™

## KEN RYAN'S CAREER RECORD

YEAR	CLUB	W-L	ERA	G	GS	CG	SHO	SV	IP	H	R	ER	BB	SO
1986	Elmira	2-2	5.82	13	1	0	0	0	21.2	20	14	14	21	22
1987	Greensboro	3-12	5.49	28	19	2	0	0	121.1	139	88	74	63	75
1988	Lynchburg	2-7	6.18	19	14	0	0	0	71.1	79	51	49	45	49
1989	Winter Haven	8-8	3.15	24	22	3	0	0	137.0	114	58	48	81	78
1990	Lynchburg	6-14#	5.13	28	#28	3	1	0	161.1	182	104	92	82	109
1991	Winter Haven	1-3	2.05	21	1	0	0	1	52.2	40	15	12	19	53
	New Britain	1-2	1.73	14	0	0	0	1	26.0	23	7	5	12	26
	Pawtucket	1-0	4.91	9	0	0	0	1	18.1	15	11	10	11	14
1992	New Britain	1-4	1.95	44	0	0	0	22	50.2	44	17	11	24	51
	Pawtucket	2-0	2.08	9	0	0	0	7	8.2	6	2	2	4	6
	BOSTON	0-0	6.43	7	0	0	0	1	7.0	4	5	5	5	5
1993	Pawtucket	0-2	2.49	18	0	0	0	8	25.1	18	9	7	17	22
	BOSTON	7-2	3.60	47	0	0	0	1	50.0	43	23	20	29	49
1994	Sarasota	0-0	3.68	8	0	0	0	1	7.1	6	3	3	2	11
	BOSTON	2-3	2.44	42	0	0	0	13	48.0	46	14	13	17	32
1995	BOSTON	0-4	4.96	28	0	0	0	7	32.2	34	20	18	24	34
	Trenton	0-2	5.82	11	0	0	0	2	17.0	23	13	11	5	16
	Pawtucket	0-1	6.30	9	0	0	0	0	10.0	12	7	7	4	6
<b>ML</b>	<b>Totals</b>	<b>9-9</b>	<b>3.66</b>	<b>124</b>	<b>0</b>	<b>0</b>	<b>0</b>	<b>22</b>	<b>137.2</b>	<b>127</b>	<b>62</b>	<b>56</b>	<b>75</b>	<b>120</b>

# Tied for League Lead

### RYAN'S CAREER TRANSACTIONS

- Signed by Boston Red Sox as a free agent, June 16, 1986.
- Traded to Philadelphia with Lee Tinsley (of) and Glenn Murray (of), January 29, 1996, for Heathcliff Slocumb (rhp), Rick Holifield (of) and Larry Wimberly (lhp).

### RYAN'S 1995 DETAILED PITCHING STATS

	W-L	ERA	G	IP	ER	SV		W-L	ERA	G	IP	ER	SV
HOME	0-1	5.40	14	15.0	9	3	APRIL	0-0	0.00	2	2.0	0	0
ROAD	0-3	4.58	14	17.2	9	4	MAY	0-1	4.80	12	15.0	8	5
DAY	0-0	6.23	10	8.2	6	2	JUNE	0-3	6.00	11	12.0	8	2
NIGHT	0-4	4.50	18	24.0	12	5	JULY	0-0	0.00	1	0.0	2	0
1ST HALF	0-4	5.59	26	29.0	18	7	SEPT-OCT	0-0	0.00	2	3.2	0	0

### RYAN'S CAREER PITCHING BREAKDOWN

	G	W-L	ERA	IP	ER	SV		G	W-L	ERA	IP	ER	SV
April	15	0-0	1.98	13.2	3	1	Home	62	4-5	4.72	68.2	36	11
May	34	2-1	3.23	39.0	14	7	Road	62	5-4	2.61	69.0	20	11
June	24	1-4	3.86	28.0	12	5	Day	39	2-2	3.92	41.1	18	5
July	22	3-2	3.74	21.2	9	5	Night	85	7-7	3.55	96.1	38	17
August	11	0-1	6.06	16.1	11	2	1st Half	82	4-6	3.47	90.2	35	14
Sept-Oct	18	3-1	3.32	19.0	7	2	2nd Half	42	5-3	4.02	47.0	21	8

### RYAN'S GAME HIGHS

**STRIKEOUTS:** 5. at CLE, 6/19/95 . . . **LONGEST OUTING:** 3.1 inn., vs CLE, 8/22/93 . . . **WINNING STREAK:** 4 games, 1993 . . . **LOSING STREAK:** 4 games, 1995 . . . **SCORELESS STREAK:** 14.2 inn., 1994.

## #18 BENITO SANTIAGO C

B-T: R-R

HT: 6-1; WT: 185

AGE: 30, turns 31 on March 9

BORN: March 9, 1965, Ponce, Puerto Rico

RESIDES: Davie, FL

ML SERVICE: 8 years, 144 days

HOW OBTAINED: Signed by Phillies as a free agent, 1/30/96.



**1995 SEASON:** Hit .324 in 10 games before being placed on DL, 5/8-7/4 with a sore right elbow . . . Underwent arthroscopic surgery by Dr. James Andrews, 5/25 to remove floating bodies from right elbow . . . Had two 2-HR games, 7/5 vs SF and 7/21 vs CHI (4th and 5th of career) . . . Made 1st ML start at 1B, 7/25; made 8 appearances at 1B (but just one start) . . . Collected a career-high 4 hits, 8/9 at ATL . . . Hit .333 (3-9) in Division Series vs LA, including 2-run HR in 1st career post-season at-bat to give Reds 4-0 lead in Game 1 . . . Hit .231 (3-13) in NLCS vs ATL.

**CAREER:** 13-year pro . . . **1982:** Signed by SD as non-drafted free agent, 9/1, at age of 17 . . . **1983:** Played 1st pro season at Miami of Florida State League . . . **1984:** Ranked 4th in California League with 16 HR; 5th with 83 RBI for Reno . . . League All-Star . . . **1985:** Hit .298 in 101 games for AA Beaumont . . . **1986:** Spent majority of season with AAA Las Vegas, .286, 17 HR, 71 RBI in 117 games . . . Recalled by SD, 9/9 . . . Doubled in 1st ML at-bat, 9/14 vs HOU (off Mike Scott) . . . 1st ML HR was game-winning, 10th-inning HR (off Mark Davis), 9/17 . . . **1987:** Unanimous NL Rookie of the Year selection, .300, 18 HR, 79 RBI . . . Finished season with 34-game hit streak, 8/25-10/2, a new record for rookie catchers, Latin American players and the Padres franchise . . . Hit .346 (47-136) during streak . . . Only 2nd catcher in SD history to hit .300 (Terry Kennedy hit .301 in 1981) . . . Threw out 33% (43-130) of runners attempting to steal . . . Led ML catchers with 146 games, but committed a NL high 22 errors . . . **1988:** Won 1st Rawlings Gold Glove and was named to The Sporting News and Hillerich and Bradsby Silver Slugger Team by NL managers and coaches . . . Led all ML catchers with 75 assists and threw out 35% (35-77) of baserunners . . . Began throwing from knees, 65% successfully (11-17) . . . Picked off 9 runners while kneeling, including 7 at 2B . . . **1989:** Selected to start All-Star Game for 1st time in career . . . Won 2nd Rawlings Gold Glove and was named to The Sporting News Silver Slugger Team for 2nd time . . . Had two 4-hit games, 5/19 at PHI and 7/18 at PIT . . . Hit 2nd grand slam of career, 9/3 vs PHI (pff Jeff Parrett) . . . Threw out 39% (20-51) of baserunners, including 53% (8-15) from knees . . . Picked off 16 runners, all from knees (9 at 1B and 7 at 2B) . . . Committed a NL-high 20 errors . . . **1990:** Won 3rd consecutive Rawlings Gold Glove and was named to The Sporting News Silver Slugger Team, despite missing almost 2 months on the DL . . . Hitting .317, 9 HR, 33 RBI in 58 games when hit by a Jeff Brantley pitch, 6/14 vs SF . . . On DL for 1st time in career, 6/15-8/10, with cracked ulna bone in left arm . . . Unable to participate in All-Star Game, although voted to start . . . After 6 rehab games at Las Vegas, activated 8/10 . . . Threw out 37% (23-62) of baserunners . . . **1991:** Drove in career-best 87 runs . . . Led all NL catchers in games (151), assists (100) and double plays (14) . . . Threw out 35% (43-123) of baserunners, including 42 % (25-59) from knees . . . Named to The Sporting News Silver Slugger Team for 4th time in 5 years . . . Tied SD records with 3 doubles, 7/11 at NY and 5 hits, 9/13 at SF . . . Voted NL All-Star starting catcher for 3rd straight season . . . Played RF, 5/4 at MTL; 1st time in ML career played a position other than catcher . . . **1992:** Fractured little finger in right hand when diving into 2B, 5/31 . . . On DL, 6/1-7/11 . . . Activated 7/11, after 4 rehab games at Las Vegas . . . Voted starter for NL All-Star team for 4th straight season . . . Hit 4 HR in 6 games, 8/19-25, including 2 on 8/25 at CHI (3rd multiple-HR game of career) . . . Threw out 26% (24-93) of baserunners . . . Signed by FLA as a free agent, 12/16 . . . **1993:** Hit 1st HR in Marlins history, 4/12 at SF (off Trevor Wilson) . . . Led team career-high 6 triples . . . Led NL catchers with 10 steals . . . Threw out 29% (34-118) of baserunners . . . Had 2 hits in an inning twice: 4/17 at HOU and 4/25 at COL . . . Played LF for 2nd time in career, 8/25 at HOU, a 15-inning game . . . Missed final week of season with soreness in left hand (had 2 ganglion cysts) . . . **1994:** Reached double figures in HR for 8th straight season . . . Starting catcher Opening Day for 8th year in row, streak matched only by Dave Valle among active ML catchers . . . Had 7th career 4-hit game, 4/26 vs ATL . . . Suspended for 4 games, 6/5-8, because of bench-clearing brawl, 4/17 vs SF . . . Threw out 43% (34-79) of baserunners.

(SANTIAGO...continued)

**PERSONAL:** Benito Rivera Santiago . . . One daughter, Bennybeth (11/6/85); one son, Benito, Jr. (6/22/89) . . . 1982 graduate of John F. Kennedy High School (PR), where he played baseball and basketball . . . Named Outstanding Puerto Rican Athlete in the US for 1987 by the island's Federal Affairs Administration . . . Hobbies: Fishing.

### BENITO SANTIAGO'S CAREER RECORD

YEAR	CLUB	AVG.	G	AB	R	H	2B	3B	HR	RBI	BB	SO	SB	CS
1983	Miami	.247	122	429	34	106	25	3	5	56	11	79	3	7
1984	Reno	.279	114	416	64	116	20	6	16	83	36	75	5	2
1985	Beaumont	.298	101	372	55	111	16	6	5	52	16	59	12	2
1986	Las Vegas	.286	117	437	55	125	26	3	17	71	17	81	19	7
	SAN DIEGO	.290	17	62	10	18	2	0	3	8	2	12	0	1
1987	SAN DIEGO	.300	146	546	64	164	33	2	18	79	16	112	21	12
1988	SAN DIEGO	.248	139	492	49	122	22	2	10	46	24	82	15	7
1989	SAN DIEGO	.236	129	462	50	109	16	3	16	62	26	89	11	6
1990	SAN DIEGO	.270	100	344	42	93	8	5	11	53	27	55	5	5
	Las Vegas-a	.300	6	20	5	6	2	0	1	8	3	1	0	0
1991	SAN DIEGO	.267	152	580	60	155	22	3	17	87	23	114	8	10
1992	SAN DIEGO	.251	106	386	37	97	21	0	10	42	21	52	2	5
	Las Vegas-a	.308	4	13	3	4	0	0	1	2	1	1	0	0
1993	FLORIDA	.230	139	469	49	108	19	6	13	50	37	88	10	7
1994	FLORIDA	.273	101	337	35	92	14	2	11	41	25	57	1	2
1995	CINCINNATI	.286	81	266	40	76	20	0	11	44	24	48	2	2
ML	Totals	.262	1110	3944	436	1034	177	23	120	510	225	709	75	57

a- Rehabilitation Assignment

### DIVISION SERIES RECORD

YEAR	CLUB,OPP	AVG.	G	AB	R	H	2B	3B	HR	RBI	BB	SO	SB	CS
1995	CIN,LA	.333	3	9	2	3	0	0	1	3	3	3	0	0

### LEAGUE CHAMPIONSHIP SERIES RECORD

YEAR	CLUB,OPP	AVG.	G	AB	R	H	2B	3B	HR	RBI	BB	SO	SB	CS
1995	CIN,ATL	.231	4	13	0	3	0	0	0	0	2	3	0	0

### ALL-STAR GAME RECORD

YEAR	CLUB,SITE	AVG.	G	AB	R	H	2B	3B	HR	RBI	BB	SO	SB
1989	NL,CAL	.000	1	1	0	0	0	0	0	0	0	1	0
1990	NL,CHI(NL)												
1991	NL,TOR	.000	1	3	0	0	0	0	0	0	0	1	0
1992	NL,SD	.000	1	1	0	0	0	0	0	0	0	1	0
ASG	Totals	.000	4	5	0	0	0	0	0	0	0	2	0

### SANTIAGO'S CAREER TRANSACTIONS

- Signed by San Diego Padres as an amateur free agent, September 1, 1982.
- On disabled list with a cracked ulna bone in left arm, June 15-August 10, 1990; included rehabilitation assignment to Las Vegas, August 2-9.
- On disabled list with a fractured finger in right hand, June 1-July 11, 1992; included rehabilitation assignment to Las Vegas, July 7-11.
- Signed by Florida Marlins as a free agent, December 16, 1992.
- Signed by Cincinnati Reds as a free agent, April 17, 1995.
- On disabled list with sore right elbow, May 8-July 4, 1995.
- Signed by Philadelphia as a free agent, January 30, 1996.

## SANTIAGO'S 1995 DETAILED HITTING STATS

	AVG.	AB	H	HR	RBI		AVG.	AB	H	HR	RBI
HOME	.333	144	48	7	23	ATL	.350	20	7	2	5
ROAD	.230	122	28	4	21	CHI	.345	29	10	3	7
DAY	.353	85	30	3	12	COL	.176	17	3	0	0
NIGHT	.254	181	46	8	32	FLA	.150	20	3	1	3
1ST-HALF	.333	63	21	3	10	HOU	.211	19	4	1	3
2ND HALF	.271	203	55	8	34	LA	.250	20	5	0	1
LHP	.355	62	22	3	14	MTL	.462	13	6	0	5
RHP	.265	204	54	8	30	NY	.273	22	6	0	1
APRIL	.294	17	5	1	1	PHI	.273	22	6	0	0
MAY	.353	17	6	0	0	PIT	.400	15	6	1	3
JULY	.347	72	25	5	19	STL	.200	25	5	0	4
AUG	.233	90	21	3	14	SD	.292	24	7	0	4
SEPT-OCT	.279	70	19	2	10	SF	.400	20	8	3	8
PH	.429	7	3	0	2	ON BASE %	.351				

## SANTIAGO'S CAREER BATTING BREAKDOWN

	AVG.	AB	H	HR	RBI		AVG.	AB	H	HR	RBI
ATL	.259	390	101	17	55	MTL	.258	299	77	3	28
CHI	.284	282	80	11	42	NY	.261	322	84	9	37
CIN	.234	380	89	7	37	PHI	.245	318	78	9	35
COL	.230	87	20	1	10	PIT	.294	286	84	8	43
FLA	.150	20	3	1	3	STL	.278	288	80	8	30
HOU	.259	379	97	9	52	SD	.284	81	23	3	15
LA	.238	407	97	13	61	SF	.299	405	121	21	62
April	.273	631	172	20	80	Home	.268	2023	543	62	270
May	.240	720	173	13	79	Road	.256	1921	491	58	240
June	.271	543	147	14	69	Day	.296	886	262	27	119
July	.272	589	160	18	78	Night	.252	3058	772	93	391
August	.258	740	191	27	91	LHP	.293	1196	350	43	171
Sept-Oct	.265	721	191	28	113	RHP	.249	2748	684	77	339
1st Half	.260	2068	537	53	245	2nd Half	.265	1876	497	67	265

## SANTIAGO'S CAREER STATS BY BALLPARK

	AVG.	AB	H	HR	RBI		AVG.	AB	H	HR	RBI
Atlanta	.242	182	44	8	23	Wrigley	.274	135	37	5	19
Riverfront	.280	322	90	11	43	Joe Robbie	.252	444	112	13	58
Coors	.182	11	2	0	0	Olympic	.208	149	31	2	14
Astrodome	.263	198	52	5	26	Shea	.245	163	40	3	18
Dodger	.236	182	43	7	30	Veterans	.264	148	39	4	18
Jack Murphy	.267	1499	400	44	203	Three Rivers	.290	138	40	2	14
Candlestick	.304	207	63	12	34	Busch	.243	144	35	4	10

## SANTIAGO'S CAREER FIELDING

	PCT.	G	PO	A	E	TC	DP	
Catcher	.983	1086	5971	610	115	6696	75	97
Outfield	-	2	0	0	0	0	0	-
1st Base	1.000	8	19	2	0	21	2	-

## SANTIAGO'S GAME HIGHS

**HITS:** 5, at SF, 9/13/91 . . . **RUNS:** 4, vs ATL, 6/1/90 . . . **DOUBLES:** 3, vs PIT, 5/15/92 . . . **TRIPLES:** 1 . . . **HOME RUNS:** 2, 5 times, last: vs CHI, 7/21/95 . . . **RBI:** 5, at LA, 9/21/88; vs HOU, 9/13/91 . . . **STOLEN BASES:** 2, at PHI, 5/19/89; vs CHI, 8/24/91; vs PHI, 4/28/92 . . . **HITTING STREAK:** 34 games, 1987 . . . **GRAND SLAMS:** at LA, 9/21/88; vs PHI, 9/3/89.



## #6 GENE SCHALL 1B/OF

B-T: R-R

HT: 6-3; WT: 206

AGE: 25, turns 26 on June 5

BORN: June 5, 1970, Abington, PA

RESIDES: Philadelphia, PA

ML SERVICE: 45 days

HOW OBTAINED: Phillies 4th pick in June, 1991 draft.

**1995 SEASON:** Ranked 2nd in International League with .415 on-base percentage, 3rd with .528 slugging percentage and 5th with .313 average . . . Led Red Barons in batting and HR, despite playing in just 92 games . . . Was hitting .296 in 47 games when recalled by Phillies, 6/16 to replace sick Dave Hollins . . . Made ML debut, starting at 1st base, 6/16 vs FLA; singled in 1st ML plate appearance (off Pat Rapp) . . . Hit in 4 of 5 games; .417, in 1st ML stint . . . Optioned to Scranton, 6/29 . . . Converted from 1st baseman to left-fielder, 7/7 . . . Set club record with 20-game hit streak, 7/14-8/17 . . . Drove in 4 runs, 8/26 vs Norfolk . . . Recalled 2nd time, 8/31 . . . Made 1st ML start in LF, 9/1 at SD; had a career-high 3 hits . . . Made 17 starts: 4 in LF and 13 at 1B . . . Started Phils final 10 games at 1st base (Gregg Jefferies, strained hamstring).

**CAREER:** Five-year pro . . . **1991:** Phillies 4th pick in June draft . . . Hit .341 in 1st season of pro ball while at Batavia . . . **1992:** Began season at Spartanburg where he led club in HR (8) and was 3rd in RBI (41), despite playing just 77 games (59 in the OF) . . . Promoted to Clearwater in July and appeared in 40 games (all in the OF), 4 HR and 19 RBI . . . **1993:** Began season at Reading where he hit .326, 15 HR and 60 RBI . . . Had outstanding July (.368, 8 HR, 28 RBI, 22 R) to earn both Phillies Minor League Player of the Month and Topps Eastern League Player of the Month . . . Had 3 HR and 9 RBI in a doubleheader vs Binghamton, 7/19 . . . Had 22 RBI in last 8 games prior to promotion to Scranton, 7/21 . . . At Scranton, appeared in 39 games at first base and one as a DH . . . Played for Tempe in the Arizona Fall League and hit .305 in 42 games, 7 HR and 23 RBI . . . **1994:** Paul Owens Award winner as the Phillies top player in the minor league system . . . Led AAA Scranton in hitting, total bases, doubles, HR, and RBI . . . Led the Phillies organization and set a club record with 89 RBI . . . Ranked 2nd in International League in RBI and tied for 2nd in doubles . . . Had 5 hits, 7/14 at Pawtucket and 5 RBI, 8/10 at Toledo . . . Had 2 HR, 6/20 vs Columbus (1st gm of DH) . . . Had Scranton's 1st-ever 5-hit game, 7/14 . . . Led all IL 1st basemen in putouts, assists, total chances and double plays . . . Selected to AAA All-Star game.

**PERSONAL:** Eugene David Schall . . . Married Carolyn Adams (12/9/95) . . . 1988 graduate of LaSalle High School (Philadelphia, PA) where he played basketball and baseball . . . Attended Villanova University where he majored in psychology and played baseball (.484 avg in 1991 led all NCAA Div. I hitters) . . . Played Little League and American Legion baseball . . . Hobbies: Listening to music, fishing.

### GENE SCHALL'S CAREER RECORD

YEAR	CLUB	AVG.	G	AB	R	H	2B	3B	HR	RBI	BB	SO	SB	CS
1991	Batavia	.341	13	44	5	15	1	0	2	8	3	16	0	1
1992	Spartanburg	.268	77	276	44	74	13	1	8	41	29	52	3	2
	Clearwater	.248	40	133	16	33	4	2	4	19	14	32	1	2
1993	Reading	.326	82	285	51	93	12	4	15	60	24	56	2	1
	Scranton	.237	40	139	18	33	6	1	4	16	19	38	4	2
1994	Scranton	.285	127	463	54	132	35	4	16	89	50	86	9	1
1995	Scranton	.313	92	320	52	100	25	4	12	63	49	54	3	3
	PHILLIES	.231	24	65	2	15	2	0	0	5	6	16	0	0
ML	Totals	.231	24	65	2	15	2	0	0	5	6	16	0	0

### SCHALL'S CAREER TRANSACTIONS

— Selected by Philadelphia in 4th round of June, 1991 draft.

### SCHALL'S CAREER FIELDING

	PCT.	G	PO	A	E	TC	DP
1st Base	.984	14	112	10	2	124	9
Outfield	1.000	4	3	0	0	3	0

### SCHALL'S 1995 DETAILED HITTING STATS

	AVG.	AB	H	HR	RBI		AVG.	AB	H	HR	RBI
HOME	.267	30	8	0	3	ATL	.125	8	1	0	0
ROAD	.200	35	7	0	2	CIN	.300	10	3	0	2
DAY	.211	19	4	0	1	FLA	.211	19	4	0	2
NIGHT	.239	46	11	0	4	HOU	.000	1	0	0	0
1ST-HALF	.417	12	5	0	1	LA	.000	4	0	0	0
2ND HALF	.189	53	10	0	4	MTL	.000	1	0	0	0
LHP	.269	26	7	0	2	NY	.333	6	2	0	1
RHP	.205	39	8	0	3	PIT	.000	1	0	0	0
JUNE	.417	12	5	0	1	STL	.250	4	1	0	0
SEPT-OCT	.189	53	10	0	4	SD	.364	11	4	0	0
PH	.400	5	2	0	1	ON BASE %	.306				
SLUGGING %	.262					RISP	.143	14	2	0	5

### SCHALL'S CAREER STATS BY BALLPARK

	AVG.	AB	H	HR	RBI		AVG.	AB	H	HR	RBI
Dodger	.000	4	0	0	0	Shea	.333	6	2	0	1
Jack Murphy	.364	11	4	0	0	Veterans	.267	30	8	0	3
Joe Robbie	.000	8	0	0	1	Three Rivers	.000	1	0	0	0
Olympic	.000	1	0	0	0	Busch	.250	4	1	0	0

### SCHALL'S GAME HIGHS

HITS: 3, at SD, 9/1/95 . . . RUNS: 1 . . . DOUBLES: 1 . . . RBI: 1 . . . HITTING STREAK: 3 games, 1995 (twice).



### #38 CURT SCHILLING RHP

B-T: R-R

HT: 6-4; WT: 226

AGE: 29, turns 30 on November 14

BORN: November 14, 1966, Anchorage, AK

RESIDES: Philadelphia, PA

ML SERVICE: 5 years, 81 days

HOW OBTAINED: Acquired, 4/2/92, from the Houston Astros for Jason Grimsley.

**1995 SEASON:** Went 4-0 in 1st 9 starts; 1st loss was 6/13 vs HOU . . . Had a team-best 21.1 walkless streak, 4/26-5/12 . . . Walked one or less batters in 10 of his 17 starts . . . Struck out a career-high 12 on 5/17 at FLA . . . Had 2 other 10+ strikeout games, 6/13 vs HOU (10) and 7/13 at MTL (10), giving him 4 in his career (the other: 9/20/93 vs FLA - 11) . . . Also had three 9 strikeout games . . . Threw only complete game, 6/7 at SD, a 2-hitter (one run: a solo HR by Ken Caminiti) . . . Pitched through the 7th inning in 12 of his 17 starts . . . Only one of 7 wins came at the Vet, 6/18 vs FLA . . . Had 1st multiple-hit game of his career (single and double), 7/13 at MTL . . . Was among NL leaders in innings (116), strikeouts (114), opponents batting average (.220), walks per 9 IP (2.0) and strikeouts per 9 IP (8.8) when he missed a start, 7/23, because of an inflammation and a touch of tendinitis in his right shoulder . . . Had a cortisone injection, 8/4, by Dr. Craig Morgan, but still experienced discomfort . . . Underwent season-ending arthroscopic surgery by Dr. Morgan, 8/23, to repair a superior labral tear anterior posterior (SLAP Lesion), clean up a little fraying of the rotator cuff and remove a bone spur from the right shoulder . . . Placed on DL, 8/25 (retroactive to 7/19) through the remainder of season.

**CAREER:** 10-year pro ... **1986:** Selected by Red Sox in the 2nd round of the January draft ... Spent 1st pro season at Elmira, leading club with a 2.98 ERA ... **1987:** At Greensboro, led SAL in strikeouts (189) in 184 innings pitched ... Was 4th in the league with 7 CG ... **1988:** Began season at New Britain and was 8-5 with a 2.97 ERA in 21 games when traded to the Orioles 7/30 ... Was 5-2 with a 3.18 ERA at AA Charlotte when promoted to the big leagues ... Made ML debut 9/7 vs BOS, had a no decision ... **1989:** Led International League in innings, tied for lead in wins, starts, CG and SHO ... Earned September recall ... **1990:** Began season at Rochester, recalled after 15 appearances, 6/29 ... Earned 1st ML save 6/29 vs MIN ... Did not allow a run in 20 of his 1st 23 appearances and had a stretch of 20 consecutive scoreless innings ... Earned 1st ML win 7/11 vs KC ... **1991:** Traded to HOU, 1/10 ... Set career highs in saves and appearances ... Began season as club's closer after going 2-0, 1 save, 0.66 ERA in 10 spring outings ... Converted 5 of 1st 6 save opportunities ... Struggled in May and June, optioned to Tucson 6/26 ... Recalled 8/2 after 13 games, when Jim Clancy was traded to ATL ... **1992:** Traded to Phillies, 4/2, late in spring training ... Led ML in lowest opponents average (.201), 2nd in NL in CG, tied for 3rd in SHO and 4th in ERA ... 2.35 ERA was lowest for a Phillies right-hander since Jim Bunning (2.29) in 1967 ... Had longest Phillies relief appearance, 4.0 innings, 5/3 at SF ... Made 1st Phillies start 5/19 vs HOU (after 16 relief app.), winning 1st NL game as a starter, 4-3; it was also his 1st start since 9/6/89 with BAL (vs CLE) ... Pitched 1st career CG SHO, a 3-hitter, 6/8 vs PIT ... Pitched back-to-back shutouts 7/22 vs SD and 7/27 vs NY ... Had a 29.0 consecutive scoreless inning streak (7/22- 8/1), longest for a Phillie in '92; tied Tommy Greene (1991) for 6th place on club's all-time list ... Threw Phillies 1st 1-hitter, 9/9 vs NY, since David Palmer on 8/2/88 at STL ... 10 CG were 2nd on the staff and most by a right-hander since Jim Lonborg's 16 in 1974 ... **1993:** Phillies Player of the Month for April, 4-1, 2.54 ERA, 2 CG SHO and September, 4-1, 3.47, 35 SO ... Tied for NL lead with 1.000 fielding % ... Finished tied for 2nd in NL in CG, tied for 3rd in SHO, 4th in strikeouts, 5th in innings, 7th in SO per 9.0 IP (7.1), 8th in winning % (.696), tied for 8th in wins and tied for 9th with fewest BB per 9.0 IP (2.2) ... Set a new career-high with 235.1 IP; 2nd straight season he reached the 200 IP mark ... Had a career-best 7-game win streak, 7/18-9/20 ... Started Game 1 of the NLCS vs ATL, and set a record by striking out 1st 5 batters faced, ended with a no-decision in Phillies 4-3, 10 inning victory ... Had the same fate in his 2nd start in Game 5, and managed to win MVP for the series without earning a win, 16.0 IP, 1.69 ERA, 19 SO ... Started 2 games in the World Series vs TOR: Lost his 1st outing, 8-5, but won the 2nd in Game 5 by throwing a 5-hit shutout ... **1994:** Began the season 0-7 in 9 starts, Phillies longest and his career-longest losing streak ... Lasted a season-low 4.0 innings because of a sprained ligament in his right foot, 4/24 at SD ... On DL for 1st time in career, 5/16-7/25 with a tender right elbow ... Had bone spur removed and elbow cleaned, 5/20 ... Underwent surgery on his left knee, 6/10, after a freak incident when the knee popped after getting up from a seated position ... Won 1st game of season, 7/25 at FLA ... Remained undefeated vs Mets (7-0) as a Phillie, with his lone CG and 2nd victory of the season, 8/9 vs NY ... Excluding his 1st start when the Phils scored 4 runs, his teammates scored just 23 runs in 12 starts while he was still in the game.

**PERSONAL:** Curt Schilling ... Married Shonda Brewer (11/7/92); one son, Gehrig Clifford (5/27/95) ... 1985 graduate of Shadow Mountain High in Arizona ... Attended Yavapai Junior College in AZ where he played baseball (team advanced to the 1985 JUCO World Series) ... Initiated "Curt's Pitch for ALS" in 1993, donating \$17,440 to the cause, and helping to raise over \$70,000 for Lou Gehrig's Disease; continued his efforts donating \$25,000 in 1994 and 1995 to ALS ... Awarded with Phi Delta Theta's Lou Gehrig Award, presented to MLB player who best exemplifies the giving character of Hall of Famer and fraternity member Lou Gehrig ... Hobbies: Golf and is a World War II history buff and contributes articles to "Fire and Effect", a national newsletter for fans of military board games.

## CURT SCHILLING'S CAREER RECORD

YEAR	CLUB	W-L	ERA	G	GS	CG	SHO	SV	IP	H	R	ER	BB	SO
1986	Elmira	7-3	2.59	16	15	2	1	0	93.2	92	34	27	30	75
1987	Greensboro	8-15*	3.82	29	28	7	3	0	184.0	179	96	78	65	*189
1988	New Britain	8-5	2.97	21	17	4	1	0	108.0	91	44	35	40	62
	Charlotte	5-2	3.18	7	7	2	1	0	45.1	38	19	16	23	32
	BALTIMORE	0-3	9.82	4	4	0	0	0	14.2	22	19	16	10	4
1989	Rochester	#13-11	3.21	27	#27	#9	#3	0	*185.1	176	76	66	59	109
	BALTIMORE	0-1	6.28	5	1	0	0	0	8.2	10	6	6	3	6
1990	Rochester	4-4	3.92	15	14	1	0	0	87.0	95	46	38	25	83
	BALTIMORE	1-2	2.54	35	0	0	0	3	46.0	38	13	13	19	32
1991	Tucsoor	0-1	3.42	13	0	0	0	3	23.2	16	9	9	12	21
	HOUSTON	3-5	3.81	56	0	0	0	8	75.2	79	35	32	39	71
1992	PHILLIES	14-11	2.35	42	26	10	4	2	226.1	165	67	59	59	147
1993	PHILLIES	16-7	4.02	34	34	7	2	0	235.1	234	114	105	57	186
1994	PHILLIES	2-8	4.48	13	13	1	0	0	82.1	87	42	41	28	58
	Scranton-a	0-0	1.80	2	2	0	0	0	10.0	6	2	2	5	6
	Reading-a	0-0	0.00	1	1	0	0	0	4.0	6	0	0	1	4
1995	PHILLIES	7-5	3.57	17	17	1	0	0	116.0	96	52	46	26	114
AL	Totals	1-6	4.54	44	5	0	0	3	69.1	70	38	35	32	42
NL	Totals	42-36	3.46	162	90	19	6	10	735.2	661	310	283	209	576
ML	Totals	43-42	3.56	206	95	19	6	13	805.0	731	348	318	241	618

\* League Leader #Tied for League Lead a- Rehabilitation Assignment

## LEAGUE CHAMPIONSHIP SERIES RECORD

YEAR	CLUB,OPP	W-L	ERA	G	GS	CG	SHO	SV	IP	H	R	ER	BB	SO
1993	PHI, ATL	0-0	1.69	2	2	0	0	0	16.0	11	4	3	5	19

## WORLD SERIES RECORD

YEAR	CLUB,OPP	W-L	ERA	G	GS	CG	SHO	SV	IP	H	R	ER	BB	SO
1993	PHI, TOR	1-1	3.52	2	2	1	1	0	15.1	13	7	6	5	9

## MAJOR LEAGUE HITTING TOTALS

	AVG.	AB	H	HR	RBI
1995	.175	40	7	0	3
Career	.152	210	32	0	10

## SCHILLING'S CAREER TRANSACTIONS

- Selected by Boston Red Sox in 2nd round of January, 1986 draft.
- Traded to Baltimore Orioles with Brady Anderson (of) July 30, 1988, for Mike Boddicker (rhp).
- Traded to Houston Astros with Pete Harnisch (rhp), and Steve Finley (of), January 10, 1991, for Glenn Davis (1b).
- Traded to Philadelphia April 2, 1992, for Jason Grimsley (rhp).
- On disabled list with a bone spur in his right elbow, May 16-July 25, 1994; included rehabilitation assignments to Scranton, July 10-15 and July 20-25 and Reading, July 15-20.
- On disabled list with an inflamed right shoulder, tendinitis, bone spur, July 19, 1995 through remainder of season.

### SCHILLING'S 1995 DETAILED PITCHING STATS

	W-L	ERA	G	IP	ER	SV		W-L	ERA	G	IP	ER	SV
HOME	1-4	3.94	7	48.0	21	0	ATL	1-1	5.73	2	11.0	7	0
ROAD	6-1	3.31	10	68.0	25	0	CHI	0-1	2.25	1	8.0	2	0
DAY	3-0	2.70	4	30.0	9	0	CIN	1-1	0.00	2	15.0	0	0
NIGHT	4-5	3.87	13	86.0	37	0	COL	1-0	7.50	1	6.0	5	0
1ST HALF	6-5	3.35	16	110.0	41	0	FLA	1-0	1.93	2	14.0	3	0
2ND HALF	1-0	7.50	1	6.0	5	0	HOU	1-1	4.60	2	15.2	8	0
							MTL	1-0	2.57	1	7.0	2	0
APRIL	0-0	5.40	1	5.0	3	0	STL	0-1	8.68	2	9.1	9	0
MAY	3-0	2.81	6	41.2	13	0	SD	1-0	2.25	2	16.0	4	0
JUNE	2-3	3.45	6	44.1	17	0	SF	0-0	3.86	2	14.0	6	0
JULY	2-2	4.68	4	25.0	13	0							

### SCHILLING'S CAREER PITCHING BREAKDOWN

	G	W-L	ERA	IP	ER	SV		G	W-L	ERA	IP	ER	SV
ATL	19	3-5	4.31	77.1	37	2	MTL	15	6-4	3.64	71.2	29	0
CHI	13	1-3	3.40	50.1	19	2	NY	15	8-1	2.12	72.1	17	1
CIN	13	3-3	2.12	59.1	14	2	PHI	3	0-0	5.40	5.0	3	0
COL	5	3-1	6.06	32.2	22	0	PIT	8	1-3	3.41	34.1	13	1
FLA	5	3-1	3.31	32.2	12	0	STL	13	2-5	4.99	66.2	37	0
HOU	8	4-2	2.93	61.1	20	0	SD	18	6-3	2.93	58.1	19	0
LA	10	2-2	3.53	43.1	17	0	SF	17	0-3	3.07	70.1	24	2
April	31	6-7	3.42	110.2	42	4	Home	103	23-24	3.45	422.2	162	5
May	35	7-7	3.64	151.0	61	3	Road	103	20-18	3.67	382.1	156	8
June	26	9-9	3.66	128.0	52	1	Day	55	9-15	4.44	235.0	116	2
July	27	8-6	3.86	126.0	54	1	Night	151	34-27	3.19	570.0	202	11
August	38	5-4	3.02	140.0	47	1	1st Half	100	23-27	3.69	422.1	173	8
Sept-Oct	49	8-9	3.74	149.1	62	3	2nd Half	106	20-15	3.41	382.2	145	5

### SCHILLING'S CAREER STATS BY BALLPARK

	G	W-L	ERA	IP	ER	SV		G	W-L	ERA	IP	ER	SV
Atlanta	12	3-1	3.44	52.1	20	2	Wrigley	7	0-2	5.64	22.1	14	1
Riverfront	7	2-1	1.99	31.2	7	2	Joe Robbie	3	1-1	4.86	16.2	9	0
Coors	1	1-0	7.50	6.0	5	0	Olympic	6	3-1	2.59	31.1	9	0
Astrodome	36	5-3	3.39	77.0	29	3	Shea	6	3-0	2.70	23.1	7	0
Dodger	3	0-1	3.48	10.1	4	0	Veterans	51	19-18	3.21	333.1	119	0
Jack Murphy	10	4-2	3.18	34.0	12	0	Three Rivers	4	0-1	2.60	17.1	5	1
Candlestick	8	0-1	2.93	40.0	13	1	Busch	7	1-4	6.88	34.0	26	0

### SCHILLING'S GAME HIGHS

**LOW HIT CG:** 1, vs NY, 9/9/92 . . . **SHUTOUTS:** 6, vs PIT, 6/8/92; at MTL, 6/23/92; vs SD, 7/22/92; vs NY (NL), 7/27/92; vs CHI (NL), 4/11/93; vs LA, 4/23/93 . . . **STRIKEOUTS:** 12, vs FLA, 5/17/95 . . . **LONGEST OUTING:** starter - 9 inn., 20 times, last: at SD, 6/7/95 . . . reliever - 4.0 inn., at SF, 5/3/92 . . . **WINNING STREAK:** 7 games, 1993 . . . **LOSING STREAK:** 7 games, 1994 . . . **SCORELESS STREAK:** 29.0 inn., 1992.



## #31 KEVIN SEFCIK INF

B-T: R-R

HT: 5-10; WT: 175

AGE: 25

BORN: February 10, 1971, Oak Lawn, IL

RESIDES: Oak Lawn, IL

ML SERVICE: 24 days

HOW OBTAINED: Phillies 33rd pick in June, 1993 draft.

**1995 SEASON:** Began season at AAA Scranton . . . Had a league-leading 6 doubles (7 of 9 hits were for extra-bases), before sent to AA Reading, 4/16, because of roster space . . . Played in a combined 112 games at SS, 21 at 3rd and 7 at 2nd base in the minors . . . Played 62 consecutive games, before missing one for Reading, 8/24 . . . Had 4-hit game, 4/18 at Norwich . . . Had 2nd longest hit streak on club, 11 games, 5/11-21, .311 . . . Broke up Paul Wilson's perfect game with a single in 7th inning, 5/8 vs Binghamton . . . Won Reading's Unsung Hero Award . . . Appeared in 3 of Reading's post-season games, knocking in 5 runs, before contract was purchased by Phils, 9/8 . . . Made ML debut, 9/8 vs HOU, as a defensive replacement at 3rd base; struck out in 1st plate appearance that day . . . Appeared in 5 games for the Phils (no starts); did not have a hit, but scored 1st ML run, 9/14 at PIT.

**CAREER:** Three-year pro . . . **1993:** Phillies 33rd pick in June draft . . . Led all Phillies (short season clubs) in average (.299), AB (281), runs (49), hits (84), total bases (122), doubles (24) and tied for lead in triples (4) for Batavia . . . **1994:** 3rd baseman for Clearwater . . . Led Phillies minor leaguers in triples (8) . . . Finished 2nd in FSL in AB (516), 3rd in hits (147) and 5th in runs (83) . . . Had league-best 7 RBI game, 7/4 at Sarasota . . . Played in the Arizona Fall League for champion Peoria Javelinas.

**PERSONAL:** Kevin John Sefcik . . . Married Marge Kohler (2/10/94) . . . 1989 graduate of Victor Andrews High School (Tinley Park, IL), where he played ice hockey and was All-State and All-Conference in baseball . . . Attended Xavier College . . . Played Little

### KEVIN SEFCIK'S CAREER RECORD

YEAR	CLUB	AVG.	G	AB	R	H	2B	3B	HR	RBI	BB	SO	SB	CS
1993	Batavia	.299	74	281	49	84	24	4	2	28	27	22	20	6
1994	Clearwater	.285	130	516	83	147	29	8	2	47	49	43	30	13
1995	Scranton	.346	7	26	5	9	6	1	0	6	3	1	0	0
	Reading	.272	128	508	68	138	18	4	4	46	38	48	14	11
	PHILLIES	.000	5	4	1	0	0	0	0	0	0	2	0	0
ML	Totals	.000	5	4	1	0	0	0	0	0	0	2	0	0

### SEFCIK'S CAREER TRANSACTIONS

- Selected by Philadelphia in 33rd round of June, 1993 draft.

### SEFCIK'S 1995 DETAILED HITTING STATS

	AVG.	AB	H	HR	RBI		AVG.	AB	H	HR	RBI
HOME	.000	4	0	0	0	ATL	.000	1	0	0	0
DAY	.000	1	0	0	0	CIN	.000	1	0	0	0
NIGHT	.000	3	0	0	0	FLA	.000	1	0	0	0
2ND HALF	.000	4	0	0	0	HOU	.000	1	0	0	0
LHP	.000	1	0	0	0						
RHP	.000	3	0	0	0						
SEPT-OCT	.000	4	0	0	0						
PH	.000	2	0	0	0	ON BASE %	.000				
SLUGGING %	.000					RISP	.000	1	0	0	0

### SEFCIK'S CAREER FIELDING

	PCT.	G	PO	A	E	TC	DP
3rd Base	1.000	2	0	1	0	1	1



## #33 *RUSS SPRINGER* RHP

B-T: R-R

HT: 6-4; WT: 205

AGE: 27, turns 28 on November 7

BORN: November 7, 1968, Alexandria, LA

RESIDES: Pollock, LA

ML SERVICE: 2 years, 21 days

HOW OBTAINED: Acquired, 8/15/95, from California Angels as the player to be named later with Kevin Flora for Dave Gallagher, 8/9/95.

**1995 SEASON:** Began season with Angels ... Went 0-1, 11.70 ERA in 7 games, 1 start, before optioned to AAA Vancouver, 5/16 ... Recalled 6/9, made 6 starts in 12 games ... Threw a season-high 6.0 innings and struck out season-high 7, in 3rd start, 6/14 vs MIN ... Optioned again, 7/28 ... Went 2-0, 3.44 ERA in 6 starts at AAA; 1-2, 6.10 ERA in 19 games (13 starts) for Angels ... Acquired by Phillies, 8/15, as the player to be named later in Dave Gallagher deal ... Reported 8/18 ... Made NL/Phillies debut, 8/20 vs SF ... Struck out NL-high 6, 8/30 at SF (3.0 IP) ... Made 14 appearances, all in relief, for the Phils ... NL right-handers hit just .189 vs him ... Struck out at least one batter in 11 of 14 games.

**CAREER:** Six-year pro ... **1989:** Selected by Yankees in 7th round of June draft ... **1990:** Had a 1.20 ERA in 4 starts at Tampa to earn promotion to Greensboro ... **1991:** Led Ft. Lauderdale in starts (25), strikeouts (138) and innings (152.1) ... Strikeout total was 2nd in FSL ... FSL All-Star ... Earned promotion to AA Albany, where he made 2 starts, 1-0, 1.80 ERA ... Pitched clinching game in sweep vs Hagerstown in 1st round of EL playoffs ... Pitched clinching game vs Harrisburg for league championship ... **1992:** Recalled from AAA Columbus, 4/14 ... Made ML debut 4/17 vs CLE in relief (4.0 IP); it was his 1st professional relief appearance ... Optioned 4/28 and recalled again, 8/22 when Tim Leary was traded ... Finished 3rd in IL with a 2.69 ERA ... Held minor league opposing hitters to a .204 average ... Missed 2 starts with groin injury, suffered 6/4 ... Traded to CAL for Jim Abbott, 12/6 ... **1993:** Threw one complete game, 5/26 vs Albuquerque (3-2 win) ... Recalled from AAA Vancouver, 6/3 ... Made Angels debut in relief, 6/5 at DET (1.0 IP, 1 SO) ... Tied bullpen high with 5.0 IP, 6/15 vs TX ... Made 1st ML start, 6/11 vs CHI (11-6 loss) ... Earned 1st ML win, 7/10 vs NY (4-2) ... 1st ML complete game was 7/17 at CLE (3-1 loss) ... On DL, 8/2 through remainder of season with cracked facet joint of lower back ... **1994:** Began season at Vancouver, where he was tied for PCL lead with 4 complete games in just 12 starts ... Threw season-high 9.0 innings, 5/17 vs Tacoma ... Was leading Vancouver in wins, ERA, starts, CG and SO when recalled, 6/9 ... Was 1-2, 8.51 ERA in 5 starts; 1-0, 2 saves, 2.11 ERA in 13 relief appearances ... 2.11 ERA in relief was lowest among Angel relievers by almost 2 runs ... Earned 1st ML/professional save 7/20 vs BOS (3.2 IP) ... 2nd save was 8/5 vs CHI ... Had longest scoreless streak (13.0 IP) for Angels reliever, 7/17-8/7.

**PERSONAL:** Russell Paul Springer ... Married Kelly Thompson (11/23/90); one daughter, Karlee (12/5/95) ... 1986 graduate of Grant High School (Alexandria, LA), where he played basketball and baseball ... Attended Louisiana State University, where he was selected 1989 pre-season 1st team All-American by Baseball America ... In 1989 College World Series, recorded win over University of Miami, striking out 9 in 8.1 innings, Ben McDonald earned save ... Holds many LSU records including: innings pitched, game (10.2 in 1988 vs Kentucky) and ratio of SO per 9 IP season (14.3 in 1987) and career (11.2) ... 2nd on LSU's all-time single season strikeout list (156 in 1989); 5th in career SO (313) ... Played Dixie Youth League baseball ... Hobbies: Hunting, fishing, basketball.

## RUSS SPRINGER'S CAREER RECORD

YEAR	CLUB	W-L	ERA	G	GS	CG	SHO	SV	IP	H	R	ER	BB	SO
1990	Tampa	0-2	1.20	4	4	0	0	0	15.0	10	6	2	4	17
	Greensboro	2-3	3.67	10	10	0	0	0	56.1	51	33	23	31	51
1991	Ft. Lauderdale	5-9	3.49	25	25	2	0	0	152.1	118	68	59	62	138
	Albany	1-0	1.80	2	2	0	0	0	15.0	9	4	3	6	16
1992	Columbus	8-5	2.69	20	20	1	0	0	123.2	89	46	37	54	95
	NEW YORK (AL)	0-0	6.19	14	0	0	0	0	16.0	18	11	11	10	12
1993	Vancouver	5-4	4.27	11	9	1	0	0	59.0	58	37	28	33	40
	CALIFORNIA	1-6	7.20	14	9	1	0	0	60.0	73	48	48	32	31
1994	Vancouver	7-4	3.04	12	12	*4	0	0	83.0	77	35	28	19	28
	CALIFORNIA	2-2	5.52	18	5	0	0	2	45.2	53	28	28	14	28
1995	CALIFORNIA	1-2	6.10	19	6	0	0	1	51.2	60	37	35	25	38
	Vancouver	2-0	3.44	6	6	0	0	0	34.0	24	16	13	23	23
	PHILLIES	0-0	3.71	14	0	0	0	0	26.2	22	11	11	10	32
<b>AL</b>	<b>Totals</b>	<b>4-10</b>	<b>6.34</b>	<b>65</b>	<b>20</b>	<b>1</b>	<b>0</b>	<b>3</b>	<b>173.1</b>	<b>204</b>	<b>124</b>	<b>122</b>	<b>81</b>	<b>109</b>
<b>NL</b>	<b>Totals</b>	<b>0-0</b>	<b>3.71</b>	<b>14</b>	<b>0</b>	<b>0</b>	<b>0</b>	<b>0</b>	<b>26.2</b>	<b>22</b>	<b>11</b>	<b>11</b>	<b>10</b>	<b>32</b>
<b>ML</b>	<b>Totals</b>	<b>4-10</b>	<b>5.99</b>	<b>79</b>	<b>20</b>	<b>1</b>	<b>0</b>	<b>3</b>	<b>200.0</b>	<b>226</b>	<b>135</b>	<b>133</b>	<b>91</b>	<b>141</b>

\*League Leader

## MAJOR LEAGUE HITTING TOTALS

	AVG.	AB	H	HR	RBI
1995	.000	1	0	0	0

## SPRINGER'S CAREER TRANSACTIONS

- Selected by New York Yankees in 7th round of June, 1989 draft.
- Traded to California with J.T. Snow (inf) and Jerry Nielson (lhp), December 6, 1992, for Jim Abbott (lhp), December 6, 1992.
- On disabled list with cracked facet joint of lower back, August 2, 1993, through remainder of season.
- Traded to Philadelphia as a player to be named later with Kevin Flora (of) August 15, 1995, for Dave Gallagher (of).

## SPRINGER'S 1995 DETAILED PITCHING STATS

	W-L	ERA	G	IP	ER	SV		W-L	ERA	G	IP	ER	SV
HOME	0-1	6.23	18	39.0	27	0	ATL	0-0	3.00	1	3.0	1	0
ROAD	1-1	4.35	15	39.1	19	1	CIN	0-0	0.00	1	1.0	0	0
DAY	0-1	4.50	6	14.0	7	0	FLA	0-0	0.00	2	3.0	0	0
NIGHT	1-1	5.46	27	64.1	39	1	HOU	0-0	0.00	1	1.2	0	0
1ST HALF	0-2	5.86	17	43.0	28	1	LA	0-0	7.20	2	5.0	4	0
2ND HALF	1-0	4.58	16	35.1	18	0	MTL	0-0	0.00	1	0.2	0	0
							NY	0-0	9.00	2	4.0	4	0
APRIL	0-0	16.20	2	1.2	3	0	SD	0-0	4.50	2	4.0	2	0
MAY	0-1	10.80	5	8.1	10	0	SF	0-0	0.00	2	4.1	0	0
JUNE	0-1	3.98	6	20.1	9	1							
JULY	1-0	5.48	6	21.1	13	0							
AUG	0-0	2.79	4	9.2	3	0							
SEPT-OCT	0-0	4.24	10	17.0	8	0							

## SPRINGER'S CAREER PITCHING BREAKDOWN

	G	W-L	ERA	IP	ER	SV		G	W-L	ERA	IP	ER	SV
April	4	0-0	12.00	6.0	8	0	Home	43	3-5	6.17	108.0	74	2
May	5	0-1	10.80	8.1	10	0	Road	36	1-5	5.77	92.0	59	1
June	19	2-5	6.33	64.0	45	1	Day	22	0-6	6.92	53.1	41	0
July	20	2-3	5.50	72.0	44	1	Night	57	4-4	5.65	146.2	92	3
August	11	0-1	5.55	24.1	15	1	1st Half	34	2-6	6.68	101.0	75	1
Sept-Oct	20	0-0	3.91	25.1	11	0	2nd Half	45	2-4	5.27	99.0	58	2

## SPRINGER'S CAREER STATS BY BALLPARK

	G	W-L	ERA	IP	ER	SV		G	W-L	ERA	IP	ER	SV
Dodger	1	0-0	9.00	2.0	2	0	Joe Robbie	1	0-0	0.00	2.0	0	0
Jack Murphy	1	0-0	5.40	1.2	1	0	Olympic	1	0-0	0.00	0.2	0	0
Candlestick	1	0-0	0.00	3.0	0	0	Shea	2	0-0	9.00	4.0	4	0
							Veterans	7	0-0	2.70	13.1	4	0

### SPRINGER'S GAME HIGHS

**LOW HIT CG:** 4, at CLE, 7/17/93 . . . **STRIKEOUTS:** 6, at SF, 8/30/95 . . .  
**LONGEST OUTING:** starter - 9.0 inn, vs BOS, 7/5/93 . . . reliever - 5.0 inn., vs  
 TEX, 6/15/93 . . . **WINNING STREAK:** 2 games, 1994 . . . **LOSING STREAK:** 3  
 games, 1993 . . . **SCORELESS STREAK:** 13.0 inn., 1994.



## #19 KEVIN STOCKER SS

**B-T: S-R**

**HT: 6-1; WT: 175**

**AGE: 26**

**BORN: February 13, 1970, Spokane, WA**

**RESIDES: Philadelphia, PA**

**ML SERVICE: 2 years, 36 days**

**HOW OBTAINED: Phillies 2nd pick in  
June, 1991 draft.**

**1995 SEASON:** Had career-highs in games, AB, hits, doubles, RBI and stolen bases as Phils everyday shortstop . . . Missed 4 games, 5/6-9 with a mild strain of left groin . . . Tied his career high with 2 stolen bases, 5/13 at HOU, including the Phils 1st steal of home since Ricky Jordan 9/29/92 at NY . . . Set his career-high with 4 RBI, 5/20 vs NY . . . Walked at least once in 5 straight, 5/27-31 . . . Tied career-high 3 hits, 6/24 at STL and 7/28 at CHI . . . Walked a season-high 3 times, 6/6 at SD and 8/22 vs SD . . . Led club with 10 sacrifices . . . Tied for club lead for 3rd straight season with 9 hit by pitches.

**CAREER:** Five-year pro . . . **1991:** Phillies 2nd pick in June draft . . . Played in 70 games at Spartanburg and stole 15 bases in 18 attempts . . . **1992:** Began season at Clearwater, where he had 13 doubles, 4 triples and 15 steals to earn in-season All-Star selection . . . Promoted to Reading 6/16, where he appeared in 62 games at shortstop . . . Led club with 17 steals . . . 32 combined steals led Phillies farm system . . . Named by Baseball America as Best Defensive Shortstop in Florida State League . . . **1993:** Began season with Scranton . . . Phillies purchased his contract, 7/7, immediately becoming everyday shortstop . . . Made ML debut 7/7 vs LA, playing all of 20-inning, 7-6 Phils win . . . Collected 1st ML hit, 7/8 vs SF (off Bill Swift) and 1st ML HR in the same game (off Rod Beck) . . . Hit .385 in July . . . Had two 10-game hit streaks in his first 33 games, 7/18-8/5 (.514) and 8/12-22 (.447) . . . Had 5 three-hit games . . . Led club and was tied for 9th in NL in HBP's (9) . . . Named to Baseball Digest's Rookie All-Star Team . . . Started every postseason game, collecting 3 hits in Game #3 of the NLCS at ATL . . . **1994:** Had season interrupted by stint on the DL, 4/28-6/1, with torn cartilage in his right wrist . . . Underwent surgery, 5/5 after injuring the wrist swinging the bat, 4/27 at LA (missed 27 games) . . . Tied career-high 3 hits, 4/26 at LA . . . Despite games missed, led club in HBP for 2nd straight season (7) . . . Had season-high 8-game hit streak (7/18-25), .414 . . . Reached base via hit or walk in 25 straight games, 7/1-29 . . . .383 on-base-pct. was 3rd on club to Dykstra and Kruk, respectively.

**PERSONAL:** Kevin Douglas Stocker . . . Married Brooke Thornton (12/30/94) . . . 1988 graduate of Central Valley High School (Spokane, WA) . . . Attended the University of Washington where he played baseball; was 3rd team All-American in 1991 . . . Played Little League, Pony League, Babe Ruth and Semi-Pro baseball . . . Hobbies: Golfing and fishing.

## KEVIN STOCKER'S CAREER RECORD

YEAR	CLUB	AVG.	G	AB	R	H	2B	3B	HR	RBI	BB	SO	SB	CS
1991	Spartanburg	.220	70	250	26	55	11	1	0	20	31	37	15	3
1992	Clearwater	.283	63	244	43	69	13	4	1	33	27	31	15	9
	Reading	.250	62	240	31	60	9	2	1	13	22	30	17	4
1993	Scranton	.233	83	313	54	73	14	1	3	17	29	56	17	6
	PHILLIES	.324	70	259	46	84	12	3	2	31	30	43	5	0
1994	PHILLIES	.273	82	271	38	74	11	2	2	28	44	41	2	2
	Scranton-a	.308	4	13	1	4	1	0	0	2	1	0	0	0
1995	PHILLIES	.218	125	412	42	90	14	3	1	32	43	75	6	1
<b>ML</b>	<b>Totals</b>	<b>.263</b>	<b>277</b>	<b>942</b>	<b>126</b>	<b>248</b>	<b>37</b>	<b>8</b>	<b>5</b>	<b>91</b>	<b>117</b>	<b>159</b>	<b>13</b>	<b>3</b>

a-Rehabilitation Assignment

## LEAGUE CHAMPIONSHIP SERIES RECORD

YEAR	CLUB	OPP	AVG.	G	AB	R	H	2B	3B	HR	RBI	BB	SO	SB	CS
1993	PHI	ATL	.182	6	22	0	4	1	0	0	1	2	5	0	0

## WORLD SERIES RECORD

YEAR	CLUB	OPP	AVG.	G	AB	R	H	2B	3B	HR	RBI	BB	SO	SB	CS
1993	PHI	TOR	.211	6	19	1	4	1	0	0	1	5	5	0	1

## STOCKER'S CAREER TRANSACTIONS

- Selected by Philadelphia in 2nd round of June, 1991 draft.
- On disabled list with torn cartilage in his right wrist, April 28-June 1, 1994; included rehabilitation assignment to Scranton, May 28-June 1.

## STOCKER'S 1995 DETAILED HITTING STATS

	AVG.	AB	H	HR	RBI		AVG.	AB	H	HR	RBI
HOME	.196	209	41	1	23	ATL	.160	25	4	0	0
ROAD	.241	203	49	0	9	CHI	.524	21	11	0	3
DAY	.250	112	28	1	4	CIN	.194	31	6	0	5
NIGHT	.207	300	62	0	28	COL	.278	18	5	0	1
1ST-HALF	.210	205	43	0	21	FLA	.097	31	3	0	2
2ND-HALF	.227	207	47	1	11	HOU	.256	43	11	0	1
LHP	.217	115	25	0	9	LA	.211	38	8	0	5
RHP	.219	297	65	1	23	MTL	.189	37	7	0	0
APRIL	.167	12	2	0	3	NY	.311	45	14	0	7
MAY	.218	78	17	0	9	PIT	.148	27	4	0	6
JUNE	.213	80	17	0	8	STL	.143	28	4	0	0
JULY	.247	81	20	0	3	SD	.273	33	9	0	0
AUG	.185	81	15	1	4	SF	.114	35	4	1	2
SEPT-OCT	.237	80	19	0	5						
PH	.000	0	0	0	0	ON BASE %	.306				
SLUGGING %	.274					RISP	.174	109	19	0	31

## STOCKER'S CAREER FIELDING

	PCT.	G	PO	A	E	TC	DP
Shortstop	.963	277	383	838	47	1268	162

## STOCKER'S GAME HIGHS

**HITS:** 3, 8 times, last, at CHI, 7/28/95... **RUNS:** 3, at NY, 9/15/93... **DOUBLES:** 1... **TRIPLES:** 1... **HOME RUNS:** 1... **RBI:** 4, vs NY, 5/20/95... **STOLEN BASES:** 2, at HOU, 5/13/95... **HITTING STREAK:** 10 games, 1993 (twice).

## STOCKER'S CAREER BATTING BREAKDOWN

	AVG.	AB	H	HR	RBI		AVG.	AB	H	HR	RBI
ATL	.235	68	16	0	6	MTL	.253	79	20	0	2
CHI	.370	54	20	0	5	NY	.289	90	26	0	0
CIN	.206	68	14	0	10	PIT	.302	63	19	2	13
COL	.287	64	19	1	11	STL	.222	54	12	0	4
FLA	.160	75	12	0	8	SD	.325	80	26	0	4
HOU	.297	74	22	0	6	SF	.265	83	22	2	6
LA	.222	90	20	0	10						
April	.247	77	19	0	10	Home	.254	468	119	4	48
May	.218	78	17	0	9	Road	.272	474	129	1	43
June	.236	161	38	0	14	Day	.284	261	74	1	16
July	.300	223	67	1	20	Night	.256	681	174	4	75
August	.262	221	58	4	24	LHP	.285	267	76	1	21
Sept-Oct	.269	182	49	0	14	RHP	.254	675	172	4	70
1st Half	.230	361	83	0	34	2nd Half	.284	581	165	5	57

## STOCKER'S CAREER STATS BY BALLPARK

	AVG.	AB	H	HR	RBI		AVG.	AB	H	HR	RBI
Allianta	.300	30	9	0	5	Wrigley	.375	24	9	0	0
Riverfront	.200	35	7	0	7	Joe Robbie	.147	34	5	0	5
Coors	.333	12	4	0	0	Olympic	.366	41	15	0	1
Astrodome	.289	45	13	0	3	Shea	.310	42	13	0	3
Dodger	.262	42	11	0	3	Veterans	.254	468	119	4	48
Jack Murphy	.288	52	15	0	3	Three Rivers	.233	30	7	0	3
Candlestick	.200	35	7	0	1	Busch	.207	29	6	0	1



### #26 LEE TINSLEY OF

B-T: S-R

HT: 5-10; WT: 198

AGE: 26, turns 27 on March 4, 1969

BORN: March 4, 1969, Shelbyville, KY

RESIDES: Shelbyville, KY

HOW OBTAINED: Acquired by Phillies with Glenn Murray and Ken Ryan from Boston for Heathcliff Slocumb, Rick Holi-field and Larry Wimberly, 1/29/96.

**1995 SEASON:** Began season with a 14-game hit streak, .407 (24-59), 2 HR, 13 RBI, 5 SB ... First 2 SB of season gave him new Sox record with 15 straight successful SB attempts (13-for-13 in '94) ... Had career-high 4 RBI, 4/29 vs CHI ... On 5/5 at DET moved from 9th to leadoff spot and had 4 hits to raise avg to .459 ... On DL 5/19-6/7 with pulled right quadricep ... Had 4-game rehab. stint at AA Trenton ... Activated 6/8 vs CAL and had 3 hits ... Had career-high 15-game hit streak, 6/10-25 ... Hit leadoff HR 6/27 vs TOR ... Collected 2nd 4-hit game of season (3rd of career) 7/21 vs MIN ... Hit GW, 12-inning double, 8/11 vs BAL and GW, 9th-inning double 8/17 at CAL ... On DL 8/23-9/7 with left abdominal strain ... Had 83 starts, all in CF ... Finished 2nd on club with 18 SB and is 31-for-39 in career SB attempts ... Hit .301 (25-83) with runners in scoring position.

**CAREER:** Nine-year pro ... **1987:** Selected by OAK in 1st round of June draft ... Began pro career with Medford, appearing in 45 games ... **1988:** Spent season with South Oregon of Northwest League ... Led league with 66 walks and 42 SB ... Named 10th-best prospect in league by Baseball America ... **1989:** Moved up to Madison, appearing in 123 games with 19 SB ... **1990:** Finished 5th in Midwest League with 44 SB at Madison; finished 2nd in triples (11) and 4th in runs (88) ... Had 13-game hit streak ... Had career-high 4 SB 8/27 vs Appleton ... Named Most Improved Player on Madison club by A's minor league staff ... **1991:** Promoted to AA Huntsville and was leading club in SB (36) when traded to CLE with Apolinar Garcia for Brook Jacoby, 7/26 ... Assigned to Canton-Akron, where he added 18 SB, to give him a career-best 54 ... **1992:** Promoted to AAA Colorado Springs ... Fell into slump and was sent to Canton-Akron ... Successful on 14 straight SB attempts ... Collected 5 hits, 8/27 vs New Britain ... Claimed on waivers by SEA, 9/17 ... **1993:** Opened season with SEA ... Made ML debut 4/6 vs TOR as a defensive replacement ... 1st ML hit was 9th-inn. pinch-single, 4/11 vs BAL (off Gregg Olson); scored game-tying run to send game into extra innings ... Optioned to AAA Calgary, 4/21 ... Had 4 HR and 8 RBI in 3-game span, 5/10-12 ... Went 4-5, 3 HR and a triple, 5/12 at Las Vegas ... Became just 3rd player in Pacific Coast League history to have 7 hits in a game, 6/27 at Las Vegas (2 HR, 1 3B, 5 RBI) ... Had 17-game hit streak, 6/19-7/6, .411 (30-71) ... Recalled by SEA, 7/21 and hit 1st ML HR that night at NY (off Steve Farr) ... Optioned back to Calgary, 7/30 ... Ended season with 14-game hit streak ... 18 triples led all of pro baseball ... Played winter ball with San Juan of Puerto Rican League ... **1994:** Traded to BOS, 3/22 ... 1st full season in majors ... Started 16 games in CF, 16 in LF and 4 in RF ... Went 13-for-13 in SB attempts, tying club record ... Made just 1 error in 115 total chances ... Hit .409 (9-22) in August ... Collected 4 hits and 3 RBI, 8/7 vs CLE (2nd game of DH) ... Played for Hermosillo of Mexican Winter League.

**PERSONAL:** Lee Owen Tinsley ... Single ... 1987 graduate of Shelby County High School (KY), where he played baseball, basketball, football and ran track ... Named Kentucky's Gatorade Player of the Year as a senior after hitting .569 with 16 HR in 65 AB ... Offered football scholarships by Michigan, Oklahoma State and Purdue ... Hobbies: Golf, fishing.

### LEE TINSLEY'S CAREER RECORD

YEAR	CLUB	AVG.	G	AB	R	H	2B	3B	HR	RBI	BB	SO	SB	CS
1987	Medford	.174	45	132	22	23	3	2	0	13	35	57	9	3
1988	South Oregon	.250	72	256	56	64	8	2	3	28	66	106	42	10
1989	Madison	.181	123	397	51	72	10	2	6	31	87	177	19	11
1990	Madison	.251	132	482	88	121	14	11	12	59	78	175	44	11
1991	Huntsville	.224	92	303	47	68	7	6	2	24	52	97	36	14
	Canton-Akron	.295	38	139	26	41	7	2	3	8	18	37	18	5
1992	Colo. Springs	.235	27	81	19	19	2	1	0	4	16	19	3	3
	Canton-Akron	.287	96	359	65	100	9	0	5	38	42	82	18	5
1993	Calgary	.302	111	450	94	136	25	*18	10	63	50	98	34	11
	SEATTLE	.158	11	19	2	3	1	0	1	2	2	9	0	0
1994	BOSTON	.222	78	144	27	32	4	0	2	14	19	36	13	0
1995	BOSTON	.284	100	341	61	97	17	1	7	41	39	74	18	8
	Trenton-a	.389	4	18	3	7	1	0	0	3	1	5	1	0
ML	Totals	.215	189	504	90	132	22	1	10	57	60	119	31	8

\* League Leader a-Rehabilitation Assignment

### TINSLEY'S CAREER TRANSACTIONS

- Selected by Oakland A's in 1st round of June, 1987 draft.
- Traded to Cleveland Indians with Apolinar Garcia (rhp) for Brook Jacoby (inf), July 26, 1991.
- Claimed off waivers by Seattle Mariners, September 17, 1992.
- Traded to Boston Red Sox for a player to be named later (Tim Smith, rhp), March 22, 1994.
- On disabled list with pulled right quadriceps, May 19-June 7, 1995; included rehabilitation assignment to Trenton, June 4-7.
- On disabled list with left abdominal strain, August 23-September 7, 1995.
- Traded to Philadelphia with Glenn Murray (of) and Ken Ryan (rhp) for Heathcliff Slocumb (rhp), Rick Hollfield (rhp) and Larry Wimberly (lhp), January 29, 1996.

### TINSELY'S 1995 DETAILED HITTING STATS

	AVG.	AB	H	HR	RBI		AVG.	AB	H	HR	RBI
HOME	.288	170	49	4	26	APRIL	.438	16	7	1	7
ROAD	.281	171	48	3	15	MAY	.311	61	19	1	7
DAY	.281	89	25	1	13	JUNE	.253	91	23	1	8
NIGHT	.286	252	72	6	28	JULY	.321	81	26	1	7
1ST-HALF	.290	214	62	5	25	AUG	.270	63	17	1	11
2ND HALF	.276	127	35	2	16	SEPT-OCT	.172	29	5	0	1
LHP	.250	88	22	3	9	SLUGGING %	.402				
RHP	.296	253	75	4	22	ON BASE %	.359				
PH	.500	4	2	0	1	RISP	.301	83	25	1	31

### TINSLEY'S CAREER BATTING BREAKDOWN

	AVG.	AB	H	HR	RBI		AVG.	AB	H	HR	RBI
April	.257	35	9	1	7	Home	.258	260	67	5	34
May	.291	86	25	1	9	Road	.266	244	65	5	23
June	.236	127	30	2	14	Day	.259	158	41	1	17
July	.261	142	37	2	11	Night	.263	346	91	9	40
August	.306	85	26	1	15	LHP	.228	149	34	3	12
Sept-Oct	.172	29	5	0	1	RHP	.276	355	98	7	45
1st Half	.256	320	82	6	35	2nd Half	.272	184	50	4	22

### TINSLEY'S CAREER FIELDING

	PCT.	G	PO	A	E	TC	DP
Outfield	.981	167	350	5	7	362	2

### TINSELY'S CAREER HIGHS

**HITS:** 4, 3 times, last: vs MIN, 7/21/95 . . . **RUNS:** 3, 5 times, last: vs CAL, 8//22/95 . . . **DOUBLES:** 2, at NY, 5/3/95 . . . **TRIPLES:** 1 . . . **HOME RUNS:** 1 . . . **RBI:** 4, vs CHI (AL), 4/29/95 and vs CLE, 8/8/95 . . . **STOLEN BASES:** 2, 3 times, last: at KC, 7/4/95 . . . **HITTING STREAK:** 15 games, 1995.



**#63 B.J. WALLACE LHP**

**B-T: R-L**

**HT: 6-3; WT: 205**

**AGE: 24, turns 25 on May 18**

**BORN: May 18, 1971, Mobile, AL**

**RESIDES: Monroeville, AL**

**HOW OBTAINED: Selected by Phillies in 1995 annual major league winter draft.**

**1995 SEASON:** Began season rehabbing left shoulder . . . Had arthroscopic surgery on his left shoulder, 6/23 by Dr. James Andrews . . . Missed remainder of season, rehabbing shoulder.

**CAREER:** Three-year pro . . . **1989:** Originally selected in 16th round of draft by Boston, but opted college . . . **1992:** Montreal's 1st pick (3rd overall) in June draft . . . Joined Expos in the Florida Instructional League in September . . . **1993:** Expos minor league Pitcher of the Month for July, 4-1, 2.25 ERA . . . Florida State League All-Star . . . Finished 4th in FSL in strikeouts (126), tied for 5th in wins (11) and 9th in ERA (3.28) . . . Ranked 5th among all Expos minor leaguers in wins and strikeouts, tied for 5th among FSL starters with .228 opponents average . . . **1994:** After 1 start for Harrisburg, was placed on DL, 4/13-30 with tendinitis in his left biceps . . . Named Eastern League Pitcher of the Week, 5/22-29, pitching 14.0 scoreless innings . . . Returned to DL, 6/4 . . . Underwent arthroscopic surgery for partial rotator cuff tear in left shoulder, by Dr. Larry Coughlin, 8/2 . . . Spent much of off-season rehabbing in West Palm Beach.

**PERSONAL:** Billy Lyle Wallace, Jr. (B.J.) . . . Single . . . 1989 graduate of Monroe Academy (AL) . . . Attended Mississippi State University, where he was named to the All SEC, All Southern, All SEC Tournament and All-American teams in 1992 . . . Struck out school record 145 batters in 1992, surpassing 1985 record of 136 held by Jeff Brantley . . . Struck out a personal high 19 vs Nicholls State in 1st game of NCAA Mideast Regional . . . Went 21-9 with 271 strikeouts in 265 innings in his 3 seasons at MSU . . . Competed on U.S. Olympic Team in Barcelona in 1992, 1-1, 2.87 ERA in 3 appearances . . . Defeated Italy 10-0, striking out 14 in 8.0 innings.

### B. J. WALLACE'S CAREER RECORD

YEAR	CLUB	W-L	ERA	G	GS	CG	SHO	SV	IP	H	R	ER	BB	SO
1993	West Palm Bch	11-8	3.28	25	24	0	0	0	137.1	112	61	50	65	126
1994	Harrisburg	1-3	4.81	8	8	1	1	0	43.1	34	27	23	27	30
1995														

(Injured -Did Not Pitch)

### WALLACE'S CAREER TRANSACTIONS

- Selected by Boston Red Sox in 16th round of June, 1989 draft.
- Selected by Montreal Expos in 1st round (3rd overall pick) of June, 1992 draft.
- Selected by Philadelphia in annual major league draft, December 4, 1995.



## #15 LENNY WEBSTER C

B-T: R-R

HT: 5-9; WT: 202

AGE: 31

BORN: February 10, 1965, New Orleans, LA

RESIDES: Charlotte, NC

ML SERVICE: 4 years, 47 days

HOW OBTAINED: Signed as a free agent to a triple-A contract, 4/4/95.

**1995 SEASON:** Signed by Phillies in spring training, 4/4 . . . Started in Phillies debut, 5/6 at ATL . . . Got 1st hit, going 2-3, in 3rd start of season, 5/14 at HOU . . . Scored a run in 5 straight, 8/17-8/26; hit .444 (8-18) in that span . . . Tied career-high 3 hits, 8/26 vs LA, 8/29 at SF and 10/1 at FLA . . . Hit 3 home runs in his final 9 games . . . Reached career-highs in at-bats, runs and hits . . . Of 23 games in which he got a hit, 14 were multiple-hit games . . . Phils went 20-18 in his 38 starts.

**CAREER:** 10-year pro . . . **1982:** Selected by the Twins in 16th round of the June draft, but did not sign . . . **1985:** Selected by Twins in 21st round of the June draft . . . **1986:** Played for 2 clubs in his 1st pro season, appearing in 22 games for Kenosha and 48 games for Elizabethton . . . **1987:** Hit .252 in 52 games at Kenosha . . . **1988:** Voted Midwest League's Most Valuable Player while playing for Kenosha . . . Was MWL All-Star selection after finishing 1st in GW RBI (14) and 2nd in RBI with a career-best 87 . . . Topps Player of the Year in MWL and was selected to the Topps All-Class A All-Star team . . . **1989:** California League All-Star

*(WEBSTER... continued)*

at Visalia, but was promoted to Orlando prior to the game... Voted Best Defensive Catcher by California League managers... Recalled by MIN, 9/1 and made ML debut that night, catching an inning in TOR... Collected 1st ML hit, 9/3 at TOR off David Wells (pinch-single)...

**1990:** Starting catcher for Southern League All-Star game while at Orlando... Twins Minor League Player of the Week, 6/2-8 (.348)... 31 doubles were 3rd in the league... Recalled by MIN, 9/17... Played winter ball for San Juan of the Puerto Rican League and was named league's Catcher of the Year... 1991: Began season at Portland but was recalled 6/1... Hit 1st ML home run, 6/2 at KC (off Tom Gordon)... Homered again, 6/5 vs BAL... Optioned back to Portland, 6/16... Hit .367 for the Beavers in August... Led Pacific Coast League catchers in fielding (.989) and threw out 36% of base-stealers... Recalled 9/1... Had pinch-HR, 9/9 at KC... Had career-high 3 walks, 10/3 at CHI...

**1992:** Spent 1st full season in the big leagues, appearing in 53 games with MIN... Had 14th-inning, GW RBI-double 8/28 vs NY... Hit .500 (17-34) in his last 18 games to lift his avg from .190 to .280... Was club's top pinch-hitter with .833 avg (5-6, 3 2B, 6 RBI)... Made 32 starts at catcher... **1993:** Collected a career-best 3 hits, 5/19 vs NY... Stole 1st career base, 9/24 at BOS... Threw out 13 of 34 (38%) runners attempting to steal... Made 27 starts at catcher... Played winter ball for Mayaguez in Puerto Rico... **1994:** Began spring training with MIN... Traded to MTL, 3/24... Appeared in 57 games as Expos backup catcher... Hit 11th inning, 2-run HR in 8-6 win, 4/23 at LA... Had GW hit in 9-8 win, 5/15 vs STL... Had career-high 4 RBI, 5/18 at PHI... 8th-inning double broke up Van Landingham's no-hitter, 7/17 vs SF.

**PERSONAL:** Leonard Irell Webster... Married Robin Limous (10/20/90); one son, Rashad (9/25/95)... 1983 graduate of Lutcher (LA) High School... Attended Grambling State University, majoring in criminal justice... Played Little League, Pony League, American Legion and Cape Cod League baseball... Hobby: Fishing.

### LENNY WEBSTER'S CAREER RECORD

YEAR	CLUB	AVG.	G	AB	R	H	2B	3B	HR	RBI	BB	SO	SB	CS
1986	Kenosha	.154	22	65	2	10	2	0	0	8	10	12	0	0
	Elizabethton	.230	48	152	29	35	4	0	3	14	22	21	1	0
1987	Kenosha	.250	52	140	17	35	7	0	3	17	17	20	2	0
1988	Kenosha	.288	129	465	82	134	23	2	11	87	71	47	3	2
1989	Visalia	.268	63	231	36	62	7	0	5	39	27	27	2	1
	Orlando	.236	59	191	29	45	7	0	2	17	44	20	2	0
	MINNESOTA	.300	14	20	3	6	2	0	0	1	3	2	0	0
1990	Orlando	.262	126	455	69	119	31	0	8	71	68	57	0	0
	MINNESOTA	.333	2	6	1	2	1	0	0	0	1	1	0	0
1991	Portland	.252	87	325	43	82	18	0	7	34	24	32	1	4
	MINNESOTA	.294	18	34	7	10	1	0	3	8	6	10	0	0
1992	MINNESOTA	.280	53	118	10	33	10	1	1	13	9	11	0	2
1993	MINNESOTA	.198	49	106	14	21	2	0	1	8	11	8	1	0
1994	MONTREAL	.273	57	143	13	39	10	0	5	23	16	24	0	0
1995	PHILLIES	.267	49	150	18	40	9	0	4	14	16	27	0	0
AL	Totals	.254	136	284	35	72	16	1	5	30	30	32	1	2
NL	Totals	.270	106	293	31	79	19	0	9	37	32	51	0	0
ML	Totals	.262	242	577	66	151	35	1	14	67	62	83	1	2

### WEBSTER'S CAREER TRANSACTIONS

- Selected by Minnesota Twins in 16th round of June, 1982, but did not sign.
- Selected by Minnesota Twins in 21st round of June, 1985 draft.
- Traded to Montreal Expos for a player to be named later, March 24, 1994.
- Signed by Philadelphia as a free agent to a triple-A contract, April 4, 1995.

## WEBSTER'S 1995 DETAILED HITTING STATS

	AVG.	AB	H	HR	RBI		AVG.	AB	H	HR	RBI
HOME	.263	76	20	1	6	ATL	.000	11	0	0	0
ROAD	.270	74	20	3	8	CHI	.000	4	0	0	0
DAY	.310	58	18	3	9	CIN	.067	15	1	0	0
NIGHT	.239	92	22	1	5	FLA	.533	15	8	2	3
1ST-HALF	.196	46	9	0	3	HOU	.389	18	7	0	1
2ND HALF	.298	104	31	4	11	LA	.250	16	4	0	3
LHP	.250	48	12	1	5	MTL	.167	18	3	0	2
RHP	.275	102	28	3	9	NY	.125	8	1	1	1
MAY	.211	19	4	0	1	PIT	.286	7	2	0	0
JUNE	.200	25	5	0	2	STL	.400	10	4	0	1
JULY	.267	15	4	0	0	SD	.294	17	5	0	0
AUG	.343	35	12	1	6	SF	.455	11	5	1	3
SEPT-OCT	.268	56	15	3	5						
PH	.000	6	0	0	0	ON BASE %	.337				
SLUGGING %	.407					RISP	.209	43	9	0	9

## WEBSTER'S CAREER BATTING BREAKDOWN

	AVG.	AB	H	HR	RBI		AVG.	AB	H	HR	RBI
ATL	.087	23	2	0	1	MTL	.167	18	3	0	2
CHI	.200	10	2	0	0	NY	.100	10	1	1	1
CIN	.174	23	4	0	0	PHI	.375	16	6	0	6
COL	.100	10	1	0	0	PIT	.281	32	9	1	3
FLA	.400	20	8	2	3	STL	.320	25	8	1	3
HOU	.364	22	8	0	3	SD	.304	23	7	0	1
LA	.308	26	8	2	6	SF	.343	35	12	2	8
April	.226	53	12	1	4	Home	.260	311	81	6	34
May	.273	99	27	1	9	Road	.263	266	70	8	33
June	.232	112	26	3	19	Day	.285	246	70	8	33
July	.169	77	13	2	6	Night	.245	331	81	6	34
August	.273	99	27	3	13	LHP	.289	201	58	4	30
Sept-Oct	.336	137	46	4	16	RHP	.247	376	93	10	37
1st Half	.236	284	67	6	35	2nd Half	.287	293	84	8	32

## WEBSTER'S CAREER STATS BY BALLPARK

	AVG.	AB	H	HR	RBI		AVG.	AB	H	HR	RBI
Atlanta	.077	13	1	0	1	Wrigley	.000	4	0	0	0
Riverfront	.167	6	1	0	0	Joe Robbie	.455	11	5	1	1
Astrodome	.444	9	4	0	1	Olympic	.300	80	24	2	12
Dodger	.231	13	3	2	4	Shea	.125	8	1	1	1
Jack Murphy	.167	12	2	0	0	Veterans	.287	87	25	1	11
Candlestick	.389	18	7	2	5	Three Rivers	.182	22	4	0	0
						Busch	.400	5	2	0	1

## WEBSTER'S CAREER FIELDING

	PCT.	G	PO	A	E	TC	DP	PB
Catcher	.994	216	980	71	6	1057	7	7

## WEBSTER'S GAME HIGHS

**HITS:** 3, 5 times, last: at FLA, 10/1/95 . . . **RUNS:** 2, 7 times, last: vs SF, 8/20/95 . . . **DOUBLES:** 1 . . . **TRIPLES:** 1, vs DET, 5/29/92 . . . **HOME RUNS:** 1 . . . **RBI:** 4, at PHI, 5/18/94 . . . **STOLEN BASES:** 1, at BOS, 9/24/93 . . . **HITTING STREAK:** 5 games, twice, 1994.



**#40 DAVID WEST LHP**

**B-T:** L-L

**HT:** 6-6; **WT:** 247

**AGE:** 31, turns 32 on September 1

**BORN:** September 1, 1964, Memphis, TN

**RESIDES:** Palm City, FL

**ML SERVICE:** 5 years, 155 days

**HOW OBTAINED:** Acquired from the Minnesota Twins, 12/5/92, for Mike Hartley.

**1995 SEASON:** Began season in Phillies starting rotation . . . Pitched through 5th inning in first 2 starts . . . Struck out season-high 7, 5/3 at CIN . . . Left 3rd start after 2nd inning because he could not generate arm speed . . . Lasted just 1.1 innings in his 4th start and was shut down with a tired arm . . . Placed on DL, 5/24 (retro to 5/14) - 6/15 . . . Made 2 rehab starts: one at AAA Scranton (7.0 inning CG, 0 ER) and one at AA Reading (6.0 IP, 1 ER) . . . Made 4 more starts, before returning to DL, 7/7 . . . Threw season-high 7.0 innings, 6/16 vs FLA, but lost 2-1 . . . David Justice hit only HR by a lefty off him, 7/1 vs ATL; it was just 4th by lefty in his career . . . Hit 1st ML home run, 7/6 at PIT (off Steve Parris); only hit of season . . . On DL, 7/7 through remainder of season with tendinitis in left shoulder . . . Underwent surgery on his left shoulder, 7/21 by Dr. Frank Jobe, to tighten up looseness in shoulder and clean up fraying around rotator cuff.

**CAREER:** 13-year pro . . . **1983:** Mets 4th round pick . . . **1984:** Opponents hit .193 against him, 4th lowest in South Atlantic League . . . **1985:** Participated in 1st two no-hitters in history of Columbia: Started vs Charleston, 7/22, game was suspended and completed by relievers, 8/21; Threw 3-0 no-hitter to beat Spartanburg, 8/14 . . . Led SAL in walks, 2nd in strikeouts . . . Set strikeout ratio (11.64) record in Mets' organization . . . Columbia's Pitcher of the Year . . . Voted by league managers as Best Pitching Prospect and Pitcher with Best Fastball . . . **1986:** Won 10 straight starts at Columbia, 7/3-8/21 . . . One of Baseball America's top 10 prospects in SAL . . . **1987:** Led Texas League in strikeouts, strikeout ratio (10.04), walks and tied for lead in shutouts . . . Starting pitcher in TL All-Star game . . . **1988:** Starting pitcher in Class-AAA All-Star game . . . Had 3 double-digit strikeout games . . . Had lowest ERA in triple-A baseball . . . Led International League in win % (.750) and walks; 2nd in wins and strikeouts . . . Made ML debut 9/24 in STL, winning 14-1 . . . Singled in 1st ML at-bat (Larry McWilliams), doubled in next at-bat (Dan Quisenberry) . . . Named to Baseball America's All-Class-AAA All-Star team . . . **1989:** IL Pitcher of the Week, 4/23-29 . . . Recalled by NY and did not allow a run in his 1st 5 appearances over 10.1 innings . . . Lost 1st ML game 7/6 vs CIN, 10-2 . . . Traded to MIN, 7/31 . . . Made 1st AL appearance in relief, 8/2 in NY . . . 1st AL win came in 1st start, 8/26 vs SEA . . . Finished decade of 80's with 4th most strikeouts by a minor league pitcher, 958 . . . **1990:** First full season in the majors . . . Threw 1st ML CG, 5/2 at DET, a 3-hitter . . . Struck out a career-high 9 in 7.1 innings, 6/23 vs KC . . . On DL 9/7 through the remainder of the season with a pulled left hamstring . . . MVP in playoffs for Santurce in Puerto Rican Winter League . . . **1991:** On DL 4/12 (retroactive to 4/7) with tenderness in his left elbow . . . Went to Orlando for rehab, 5/14, during which he suffered strained right abdominal muscle in 1st inning of work . . . Activated 7/2 . . . Was 4-4, 4.90 ERA in 12 starts; 0-0, 1.29 ERA in 3 relief appearances . . . Pitched 2.2 innings, 1 H, 3 BB, 3 SO in Twins' 3-2 win at TOR in Game 3 and threw 3 hitless innings in Game 5 of the ALCS . . . Did not retire any of the 6 batters faced in the World Series in 2 appearances . . . **1992:** Began the season at AAA Portland . . . Struck out a season-high 10 batters in a 2-1 loss, 6/2 vs Calgary and 7/25 vs Calgary . . . Threw 6.0 innings of a combined no-hitter (Larry Casian & Greg Johnson), 6/7 vs Vancouver . . . Threw his lone CG, 6/28 vs Colorado Springs . . . Was 3-1, 1.58 ERA in 6 June starts . . . Struck out 33 in his final 4 starts and went 5-1, 1.72 ERA with a .142 opponents average against him in his last 8 starts before Twins recall, 7/31 . . . Made 1st ML appearance in relief, 8/4 at CHI . . . Pitched 5.0 scoreless innings in relief for his lone win, 8/14 at SEA . . . **1993:** First full season in the bullpen . . . Finished tied for 2nd in NL with 76 appearances, a new Phillies record for a left-hander; Don Carman held the previous record of 71, set in 1985 . . . His 76 appearances matched his career total . . . Earned 1st ML save, 4/18 at CHI . . . Led Phillies bullpen in wins, appearances, IP, and strikeouts . . . Phillies Player of the Month for July, 2-0, 0.87 ERA in 15 appearances . . . Had a 13.1 scoreless inning streak, 4/14-5/14 . . . Opponents hit just .194 against him . . . Made 3 appearances in the NLCS vs ATL, his 2nd career LCS . . . Appeared in 3 World Series games, making his 1st career out in

Game 4 . . . 1994: Began season in the bullpen, 0-4, 5.12 ERA in 17 appearances . . . Made 1st start as a Phillie, 5/24 at STL, throwing 4.0 scoreless innings in Phils 4-0 win . . . Won 1st game as a Phillie starter, 5/29 vs HOU; it was also his 1st win as a starter since, 8/28/91 at CLE . . . Had 10.0 scoreless Inning streak, 5/24-29 . . . Threw 7.0 innings of a combined 3-0 shutout, 6/8 vs CHI (with Slocumb and Jones) . . . Fell one strikeout shy of tying career-high 9 strikeouts, 6/3 at HOU . . . Threw a season-best 8.0 innings, 7/1 at LA and 8/5 vs MTL . . . Went 4-6, 3.20 ERA in his 14 starts, 64 SO . . . Had team-best opponents average against him, .205 and held left-handers to a team-best .156 average.

**PERSONAL:** David Lee West . . . Married Rebecca Ritchey (7/26/89); one daughter, Casey (5/23/90); one son, David Lee II (7/26/92) . . . 1983 graduate of Craigmont High School (TN) . . . Hobbies: Fishing.

### DAVID WEST'S CAREER RECORD

YEAR CLUB	W-L	ERA	G	GS	CG	SHO	SV	IP	H	R	ER	BB	SO
1983 Sarasota	2-4	2.85	12	10	0	0	0	53.2	41	28	17	52	56
1984 Columbia	3-5	6.23	12	12	0	0	0	60.2	41	47	42	68	60
Little Falls	6-4	3.34	13	11	0	0	0	62.0	43	35	23	62	79
1985 Columbia	10-9	4.56	26	25	5	2	0	150.0	105	97	76	*111	194
1986 Lynchburg	1-6	5.16	13	13	1	0	0	75.0	76	50	43	53	70
Columbia	10-3	2.91	13	13	3	1	0	92.2	74	41	30	56	101
1987 Jackson	10-7	2.81	25	25	4	#2	0	166.2	152	67	52	*81	*186
1988 Tidewater	12-4	*1.80	23	23	7	1	0	160.1	106	42	32	*97	143
NEW YORK (NL)	1-0	3.00	2	1	0	0	0	6.0	6	2	2	3	3
1989 Tidewater	7-4	2.37	12	12	5	1	0	87.1	60	31	23	29	69
NEW YORK (NL)	0-2	7.40	11	2	0	0	0	24.1	25	20	20	14	19
MINNESOTA	3-2	6.41	10	5	0	0	0	39.1	48	29	28	19	31
1990 MINNESOTA	7-9	5.10	29	27	2	0	0	146.1	142	88	83	78	92
1991 Orlando-a	0-0	0.00	1	1	0	0	0	0.1	0	0	0	0	0
Portland-a	1-1	6.32	4	4	0	0	0	15.2	12	11	11	12	15
MINNESOTA	4-4	4.54	15	12	0	0	0	71.1	66	37	36	28	52
1992 Portland	7-6	4.43	19	18	1	0	0	101.2	88	51	50	65	87
MINNESOTA	1-3	6.99	9	3	0	0	0	28.1	32	24	22	20	19
1993 PHILLIES	6-4	2.92	76	0	0	0	3	86.1	60	37	28	51	87
1994 PHILLIES	4-10	3.55	31	14	0	0	0	99.0	74	44	39	61	83
1995 PHILLIES	3-2	3.79	8	8	0	0	0	38.0	34	17	16	19	25
Scranton-a	1-0	0.00	1	1	1	1	0	7.0	2	0	0	0	6
Reading-a	0-0	1.50	1	1	0	0	0	6.0	2	1	1	3	8
AL Totals	15-18	5.33	63	47	2	0	0	285.1	288	178	169	145	194
NL Totals	14-18	3.73	128	25	0	0	3	253.2	199	120	105	148	217
ML Totals	29-36	4.58	191	72	2	0	3	539.0	487	298	274	293	411

\* League Leader # Tied for League Lead a-Rehabilitation Assignment

### LEAGUE CHAMPIONSHIP SERIES RECORD

YEAR CLUB,OPP	W-L	ERA	G	GS	CG	SHO	SV	IP	H	R	ER	BB	SO
1991 MIN, TOR	1-0	0.00	2	0	0	0	0	5.2	1	0	0	4	4
1993 PHI, ATL	0-0	13.50	3	0	0	0	0	2.2	5	5	4	2	5
LCS Totals	1-0	4.32	5	0	0	0	0	8.1	6	5	4	6	9

### WORLD SERIES RECORD

YEAR CLUB,OPP	W-L	ERA	G	GS	CG	SHO	SV	IP	H	R	ER	BB	SO
1991 MIN, ATL	0-0	0.00	2	0	0	0	0	0.0	2	4	4	4	0
1993 PHI, TOR	0-0	27.00	3	0	0	0	0	1.0	5	3	3	1	0
WS Totals	0-0	63.00	5	0	0	0	0	1.0	7	7	7	5	0

### WEST'S CAREER TRANSACTIONS

- Selected by New York Mets in 4th round of June 1983 draft.
- Traded to Minnesota Twins with Rick Aguilera (rhp), Kevin Tapani (rhp), Tim Drummond (rhp) and Jack Savage (rhp), July 31, 1989 for Frank Viola (lhp).
- On disabled list with a pulled left hamstring, September 7, 1990 through remainder of season.
- On disabled list with tenderness of left elbow, April 7-July 2, 1991; included rehabilitation assignments to Orlando, May 12-15 and Portland, June 14-July 2.
- Traded to Philadelphia, December 5, 1992, for Mike Hartley (rhp).
- On disabled list with tendinitis in left shoulder, May 14-June 15, 1995; included rehabilitation assignments to Scranton and June 5-8; Reading, June 9-16.
- On disabled list with tendinitis in left shoulder, July 7, 1995 through remainder of season.

## MAJOR LEAGUE HITTING TOTALS

	AVG.	AB	H	HR	RBI
1995	.125	8	1	1	3
Career	.167	48	8	1	5

Last Home Run: 7/6/95 at PIT

### WEST'S 1995 DETAILED PITCHING STATS

	W-L	ERA	G	IP	ER	SV		W-L	ERA	G	IP	ER	SV
HOME	0-2	3.00	2	12.0	4	0	ATL	0-1	2.57	2	7.0	2	0
ROAD	3-0	4.15	6	26.0	12	0	CIN	0-0	1.80	1	5.0	1	0
DAY	1-0	3.60	1	5.0	2	0	FLA	0-1	2.57	1	7.0	2	0
NIGHT	2-2	3.82	7	33.0	14	0	HOU	0-0	20.25	1	1.1	3	0
1ST HALF	3-2	3.79	8	38.0	16	0	NY	1-0	2.84	1	6.1	2	0
2ND HALF							PIT	1-0	5.68	1	6.1	4	0
							STL	1-0	3.60	1	5.0	2	0
APRIL	1-0	3.60	1	5.0	2	0	JUNE	1-1	2.70	2	13.1	4	0
MAY	0-0	4.32	3	8.1	4	0	JULY	1-1	4.76	2	11.1	6	0

### WEST'S CAREER PITCHING BREAKDOWN

	G	W-L	ERA	IP	ER	SV		G	W-L	ERA	IP	ER	SV
ATL	13	0-3	6.50	18.0	13	0	MTL	12	1-2	1.80	20.0	4	1
CHI	10	1-1	3.31	16.1	6	2	NY	8	3-2	2.81	25.2	8	0
CIN	10	0-2	4.29	21.0	10	0	PHI	3	0-0	1.50	6.0	1	0
COL	6	0-0	4.50	6.0	3	0	PIT	11	1-0	4.74	19.0	10	0
FLA	8	0-2	3.15	20.0	7	0	STL	10	3-0	3.05	20.2	7	0
HOU	9	2-2	8.02	21.1	19	0	SD	10	0-2	2.75	19.2	6	0
LA	9	2-1	2.25	24.0	6	0	SF	9	1-1	2.81	16.0	5	0
April	23	2-6	3.62	49.2	20	1	Home	89	12-18	5.27	244.1	143	2
May	30	2-2	3.70	65.2	27	1	Road	102	17-18	4.00	294.2	131	1
June	28	4-7	3.79	90.1	38	0	Day	58	8-6	4.66	129.1	67	2
July	40	9-8	5.01	138.1	77	0	Night	133	21-30	4.55	409.2	207	1
August	40	10-9	5.39	137.0	82	0	1st Half	91	12-17	3.64	255.0	103	2
Sept-Oct	30	2-4	4.66	58.0	30	1	2nd Half	100	17-19	5.42	284.0	171	1

### WEST'S CAREER STATS BY BALLPARK

	G	W-L	ERA	IP	ER	SV		G	W-L	ERA	IP	ER	SV
Atlanta	8	0-2	6.97	10.1	8	0	Wrigley	4	0-0	6.75	4.0	3	1
Riverfront	6	0-1	2.13	12.2	3	0	Joe Robbie	5	0-1	3.86	11.2	5	0
Astrodome	5	1-1	5.00	9.0	5	0	Olympic	5	0-1	0.00	6.1	0	0
Dodger	3	1-1	2.00	9.0	5	0	Shea	11	2-3	7.22	28.2	23	0
Jack Murphy	6	0-2	4.09	11.0	5	0	Veterans	55	6-6	2.97	109.0	36	2
Candlestick	4	1-0	0.00	6.0	0	0	Three Rivers	6	1-0	4.40	14.1	7	0
							Busch	6	2-0	3.06	17.2	6	0

### WEST'S GAME HIGHS

**LOW HIT CG:** 3, at DET, 5/2/90 . . . **STRIKEOUTS:** 9, vs KC, 6/23/90 . . .  
**LONGEST OUTING:** starter - 9.0 inn., at DET, 5/2/90; at TOR, 8/10/90 . . . reliever  
 - 5.0 inn., at SEA, 8/14/92 . . . **WINNING STREAK:** 3 games, 1993 . . . **LOSING  
 STREAK:** 4 games, 1994 . . . **SCORELESS STREAK:** 13.1 inn., 1993.



## #22 MARK WHITEN OF

B-T: S-R

HT: 6-3; WT: 235

AGE: 29, turns 30 on November 25

BORN: November 25, 1966, Pensacola, FL

RESIDES: Clearwater, FL

ML SERVICE: 4 years, 164 days

HOW OBTAINED: Acquired from Boston Red Sox for Dave Hollins, 7/24/95.

**1995 SEASON:** Traded to Red Sox from STL, 4/8... On DL 5/22-6/9 with a strained left hamstring... Hit .385 (10-26) in 7 rehab games at Pawtucket, 6/2-9... Optioned to AAA Pawtucket, 6/23... Hit .240 (18-75) in 21 games at AAA in 2nd stint... Recalled, 7/17... Overall, made 27 starts in RF (31 appearances) with 3 assists; appeared in 1 game as a DH for BOS... Traded to Phils, 7/25... Went 1-3 and scored the winning run in his Phillies debut, 7/25 vs COL... Hit 2 LF upper deck homers at the Vet, 8/11 vs NY (off Bill Pulsipher) and 8/18 vs SF (off Terry Mulholland)... Hit 4th career multiple HR game, 8/15 at HOU (2 HR)... Walked in a Phillies-longest 6 straight, 8/16-21 (8 BB)... Hit game-winning 2-run HR in 11th, 9/9 vs HOU... Had 10-game hit streak, 9/9-19, .372 (16-43), 3 HR, 11 RBI... Tied for team lead in HR, despite playing just 60 games for Phils... Had 4 assists from RF for Phils... Went 7-for-7 in stolen base attempts... Hit .306 left-handed; .205 right-handed.

**CAREER:** 10-year pro... **1986:** Selected by Toronto in 5th round of June draft... Played in all 70 games for Medicine Hat of Pioneer League... Finished 3rd in league in AB, tied for 3rd in hits, 5th in total bases (133) and tied for 5th in home runs and stolen bases... Winner of R. Howard Webster Award, as team's MVP... **1987:** Named by Baseball America as outfielder with Best Arm in South Atlantic League... Named to SAL All-Star team and by Howe News Bureau as SAL "Star of Stars" award winner for statistical excellence... Led SAL in games, total chances (322), assists (13) and doubleplays (4) by an OF... Also led SAL in HBP (16) and was 4th in walks... **1988:** Led Florida State League in OF assists (21)... Promoted to AA Knoxville, 8/3... Had 125 hits in 127 minor league games... **1989:** Led Knoxville club in runs and walks... Led Southern League in HBP (11); 2nd in OF assists (17)... **1990:** First season at triple-A... Had 13-game hit streak, 6/13-24... Had a 5-hit game, 6/30 vs Oklahoma City... Named to AAA All-Star team and season ending International League All-Star team... Baseball America's Top Prospect in IL... Promoted to big leagues, for 1st time, 7/12... Hit 1st ML home run, 7/26 vs KC (off Kevin Appier)... Optioned to AAA, 8/13; returned to Blue Jays, 8/30... Started 20 games in RF for TOR... **1991:** Traded to CLE, 8/27... Hit 7 of 9 HR for CLE and 26 of 45 RBI... Led AL rookie OF with 13 assists, tied for 6th in AL... Was voted Best Outfield Arm in AL in a poll of ML managers... Led AL rookies in triples, tied for 2nd with 45 RBI, 5th in HR... Had 7-game hit streak, 7/13-19, .357 (10-28)... Had first 2-HR game, 8/5 at TEX (both off Kevin Brown)... Was leading AL rookies in RBI on 9/4 at MIN when suffered a sprained ankle while fielding a ball in 1st inning... Missed 18 games and was out until 9/27... **1992:** Finished 2nd among AL outfielders with 14 assists... Had 3 hits, 5 RBI, 4/17 at NY... Tied career-high 4 hits, 4/29 vs OAK (double shy of hitting for cycle)... Had career-best 11-game hit streak, 5/16-27, .439 (18-41)... Hit 1st career grand slam, 5/19 vs TEX (off Jeff Robinson)... Missed 10 games with a contusion on his right eye, after fouling a bunt off his face, 6/4... Led club in walks, 2nd in stolen bases and was 3rd with a .347 on-base percentage... Voted Best Outfield Arm in AL for 2nd straight year... **1993:** Traded to STL, 3/31... Had career-highs in several offensive categories... Led team in homers (25), highest total for Cardinal since 1987 (Jack Clark, 35); most by Cardinal switch-hitter since 1979 (Ted Simmons, 26)... Hit 2 HR, 9/14 vs MTL, one from each side of plate (1st Cardinal since Ted Simmons, 1979)... Hit 464 HR into upper deck, 8/11 at PIT, becoming only visiting player to reach RF overhang... Earned NL Player of the Week honors, 7/15-16, .385 (5-13), 3 HR, 9 RBI in 4 games... Led club in GW RBI (15), 2nd in RBI... Shared NL Player of the Week honors with HOU's Darryl Kile, 9/6-11... Tied ML records for HR (4) and RBI (12), 9/12 at CIN (gm 2)... Tied NL mark for RBI in a DH (13)... His 4 HR game was 12th in ML history and 1st since 1986 (Bob Horner)... His 16 total bases were most in one game since 16 by Fred Lynn in 1975... 1st of 4 HR, 9/7 was his 1st NL grand slam (off Larry Luebbers)... Led STL OF in games (148) and putouts (329)... Voted by NL managers as Best Outfield Arm in league... Had 9 OF assist (lowest full season total)... **1994:** Had career-best .293 average, but rib cage injury and slow start limited him to 53 RBI... On DL, 4/15-5/5 with strained rib cage muscle on right side... Hit longest HR by Cardinal at Busch (452' to RF), 5/6 vs NY (off

(WHITEN... continued)

Pete Smith) ... Career-high hit streak reached 14 games, 7/16 at COL ... Tied with Bernard Gilkey for team lead of 9 OF assists ... Shared team lead with Ozzie Smith with 11 infield hits.

**PERSONAL:** Mark Anthony Whiten ... Married Sheri Smith (11/13/93); one daughter, Daisha Cymone (9/3/95) ... 1984 graduate of Pensacola (FL) High School, where he lettered in baseball ... Attended Pensacola Junior College and earned MVP honors in baseball ... Finalist for 1993 ESPN "ESPY" award for outstanding performance ... Hobbies: Music, fishing, movies, bike riding, rollerblading.

### MARK WHITEN'S CAREER RECORD

YEAR	CLUB	AVG.	G	AB	R	H	2B	3B	HR	RBI	BB	SO	SB	CS
1986	Medicine Hat	.300	70	270	53	81	16	3	10	44	29	56	22	3
1987	Myrtle Beach	.253	*139	494	90	125	22	5	15	64	76	149	49	14
1988	Dunedin	.252	99	385	61	97	8	5	7	37	41	69	17	14
	Knoxville	.259	28	108	20	28	3	1	2	9	12	20	6	0
1989	Knoxville	.258	129	423	*75	109	13	6	12	47	60	114	11	10
1990	Syracuse	.290	104	390	65	113	19	4	14	48	37	72	14	6
	TORONTO	.273	33	88	12	24	1	1	2	7	7	14	2	0
1991	TORONTO	.221	46	149	12	33	4	3	2	19	11	35	0	1
	CLEVELAND	.256	70	258	34	66	14	4	7	26	19	50	4	2
1992	CLEVELAND	.254	148	508	73	129	19	4	9	43	72	102	16	12
1993	ST. LOUIS	.253	152	562	81	142	13	4	25	99	58	110	15	8
1994	Louisville	.300	3	10	2	3	1	0	1	3	1	1	0	0
	ST. LOUIS	.293	92	334	57	98	18	2	14	53	37	75	10	5
1995	BOSTON	.185	32	108	13	20	3	0	1	10	8	25	1	0
	Pawtucket-a	.284	28	102	19	29	3	1	4	13	19	39	4	0
	PHILLIES	.269	60	212	38	57	10	1	11	37	31	63	7	0
<b>AL</b>	<b>Totals</b>	.245	329	1111	144	272	41	12	21	105	117	226	23	15
<b>NL</b>	<b>Totals</b>	.268	304	1108	176	297	41	7	50	189	126	248	32	13
<b>ML</b>	<b>Totals</b>	.256	633	2219	320	569	82	19	71	294	243	474	55	28

\*League Leader a-Rehabilitation Assignment

### WHITEN'S CAREER TRANSACTIONS

- Traded to Cleveland Indians with Denis Boucher (lhp) and Glenallen Hill (of), June 17, 1991, for John Candiotti (rhp) and Turner Ward (of).
- Traded to St. Louis Cardinals, March 31, 1993, for Mark Clark (rhp) and Juan Andujar (ss).
- On disabled list with pulled rib-cage muscles, April 18-May 5, 1994; included rehabilitation assignment at Louisville, May 2-5, 1994.
- Traded to Boston Red Sox with Rheel Cormier (lhp), April 8, 1995, for Scott Cooper (inf), Cory Bailey (rhp) and a player to be named later.
- On disabled list with strained left hamstring, May 22-June 8, 1995; included rehabilitation assignment to Pawtucket, June 2-8.
- Traded to Philadelphia, July 24, 1995, for Dave Hollins (inf).
- Resigned by Philadelphia as a free agent, December 21, 1995.

### WHITEN'S 1995 DETAILED HITTING STATS

	AVG.	AB	H	HR	RBI		AVG.	AB	H	HR	RBI
HOME	.243	177	43	5	26	ATL	.214	14	3	1	3
ROAD	.238	143	34	7	21	CHI	.000	2	0	0	0
DAY	.206	97	20	3	11	CIN.	.190	21	4	1	3
NIGHT	.256	233	57	9	36	COL	.333	3	1	0	0
1ST-HALF	.185	92	17	1	8	FLA	.222	27	6	0	3
2ND HALF	.263	228	60	11	39	HOU	.364	22	8	4	9
LHP	.209	110	23	6	15	LA	.304	23	7	0	3
RHP	.257	210	54	6	32	MTL	.240	25	6	0	3
APRIL	.167	12	2	0	0	NY	.320	25	8	2	6
MAY	.171	41	7	1	3	PIT	.300	10	3	0	0
JUNE	.205	39	8	0	5	SD	.200	20	4	1	3
JULY	.179	28	5	0	4	SF	.350	20	7	2	4
AUG	.323	99	32	6	19						
SEPT-OCT	.228	101	23	5	18						
PH	.286	7	2	0	0	ON BASE %	.308				
SLUGGING %	.400					RISP	.323	65	21	2	23

## WHITEN'S CAREER BATTING BREAKDOWN

	AVG.	AB	H	HR	RBI		AVG.	AB	H	HR	RBI
ATL	.268	71	19	4	15	MTL	.292	113	33	9	22
CHI	.244	86	21	1	7	NY	.208	106	22	3	13
CIN	.259	85	22	5	20	PHI	.267	60	16	4	12
COL	.301	73	22	6	17	PIT	.245	94	23	2	14
FLA	.268	97	26	1	15	SD	.225	80	18	3	10
HOU	.392	74	29	8	24	SF	.265	83	22	3	9
LA	.279	86	24	1	11						
April	.265	272	72	9	38	Home	.253	1077	272	34	140
May	.258	376	97	8	41	Road	.260	1142	297	37	154
June	.220	317	70	8	38	Day	.253	665	168	21	82
July	.265	431	114	16	64	Night	.258	1554	401	50	212
August	.273	450	123	17	62	LHP	.257	643	165	24	71
Sept-Oct	.249	373	93	13	53	RHP	.256	1576	404	47	223
1st Half	.258	1074	277	32	142	2nd Half	.255	1145	292	39	152

## WHITEN'S CAREER STATS BY BALLPARK

	AVG.	AB	H	HR	RBI		AVG.	AB	H	HR	RBI
Atlanta	.314	35	11	2	10	Wrigley	.293	41	12	2	6
Riverfront	.311	45	14	4	13	Joe Robbie	.293	58	17	1	9
Astrodome	.452	31	14	3	7	Olympic	.311	61	19	3	9
Dodger	.333	45	15	1	4	Shea	.140	50	7	1	6
Jack Murphy	.233	43	10	3	4	Veterans	.275	153	42	7	29
Candlestick	.237	38	9	1	4	Three Rivers	.222	54	12	2	10
						Busch	.249	414	103	18	70

## WHITEN'S CAREER FIELDING

	PCT.	G	PO	A	E	TC	DP
Outfield	.974	607	1356	56	37	1449	7

## WHITEN'S GAME HIGHS

**HITS:** 4, 3 times, last: at CIN, 9/7/93 (2) . . . **RUNS:** 4, at CIN, 9/7/93 (2) . . .  
**DOUBLES:** 2, 12 times, last: vs LA, 8/24/95 . . . **TRIPLES:** 1 . . . **HOME RUNS:**  
 4, at CIN, 9/7/93 (2) . . . **RBI:** 12, at CIN, 9/7/93 (2) . . . **STOLEN BASES:** 2, vs  
 CAL, 5/3/92 . . . **HITTING STREAK:** 14 games, 1994 . . . **GRAND SLAMS:** vs  
 TEX, 5/19/92 (Jeff Robinson); at CIN, 9/7/93 (2) (Larry Luebbers).



## #41 MIKE WILLIAMS RHP

B-T: R-R

HT: 6-3; WT: 195

AGE: 27, turns 28 on July 29

BORN: July 29, 1968, Radford, VA

RESIDES: Newport, VA

ML SERVICE: 2 years, 1 day

HOW OBTAINED: Phillies 14th pick in June, 1990 draft.

**1995 SEASON:** Began season in bullpen, appearing in 4 games (6.14 ERA) . . . Threw bullpen-high 4.1 innings, 5/11 vs MTL . . . Optioned to AAA Scranton, 5/15 when rosters were reduced . . . Made 2 starts (1 CG) for Red Barons before 5/24 recall . . . Made 3 starts for Phils (2.79 ERA), when returned to bullpen . . . Made 10 more relief appearances (6.23 ERA) and was optioned to AAA again, 7/22 . . . Made one start, striking out 2 in 1.2 IP for Scranton (rain), when recalled for final time, 7/26 . . . Made 11 relief appearances (2.95 ERA) . . . Won 1st game, 8/23 vs SD . . . Moved into starting rotation, for final 5 starts of season . . . Threw a season-high 8.0 innings (most since CG, 7/5/92 at LA) and struck out a career-high 10, 9/22 vs CIN . . . Pitched through the 6th inning in 7 of his 8 starts . . . Was 2-2, 2.55 ERA in 8 starts; 1-1, 4.23 ERA in 25 games in relief . . . Was 0-2, 4.46 ERA in 15 1st half games; 3-1, 2.53 ERA in 18 2nd half games . . . Went 2-2, 2.51 ERA in 17 games at the Vet . . . Opponents hit .152 vs him with runners in scoring position . . . Left-handers hit .190 vs him.

**CAREER:** Six-year pro . . . **1989:** Previously drafted by Texas Rangers, but did not sign . . . **1990:** Phillies 14th pick in June draft . . . **1991:** Pitched for A Clearwater and AA Reading; combined for 14-8, 2.75 ERA in 19 starts with 2 CG SHO . . . Phillies Minor League Pitcher of the Month for May while with Clearwater, 3-2, 2.51 ERA, 41 SO . . . Led all Phillies minor leaguers with 14 wins and 196.0 innings . . . **1992:** Began season with Reading . . . Promoted to AAA Scranton, 4/26, after 3 starts . . . Was 6-0, 2.62 ERA in 12 starts when contract purchased by Phillies, 6/27 . . . Made ML debut, 6/30 vs MTL (7-2 loss) . . . Pitched 1st CG and win 7/5 at LA . . . Got 1st ML hit and RBI, 7/5 at LA (off Ramon Martinez) . . . Optioned to AAA, 7/29, after 5 starts . . . **1993:** Began season at Scranton, making 7 starts before 5/13 recall to replace injured Larry Andersen . . . Made one appearance before optioned to Scranton . . . Recalled again, 7/2, when Mark Davis was released . . . Made 11 appearances this time, including one emergency start 7/19 at LA, when Ben Rivera was hurt in BP . . . Won his only game, 7/7 vs LA, pitching final 6.0 innings of the 20.0 inning marathon . . . Optioned a 3rd time, 8/31, to make room on 25-man roster for Tony Longmire . . . Returned to the Phillies 9/6, making 3 starts in 5 appearances . . . **1994:** Made 2 relief appearances with Phils, before optioned to Scranton, 4/18 . . . After 3 starts and 6.60 ERA was recalled, 5/9 . . . Made 2 scoreless relief appearances upon return, to earn spot in starting rotation, 5/14 vs PIT . . . Won his 1st two starts, marking 1st time in ML career he won more than one game in a season . . . Threw a season-best 7.0 innings twice, 5/14 vs PIT and 6/15 at NY . . . Tied his career-high 6 strikeouts, 6/5 at HOU . . . Optioned back to Scranton, 6/27, after 8 starts to make room for Fernando Valenzuela . . . Allowed 4 HR, 7/16 at Pawtucket . . . Allowed just 1 run in his lone CG, 8/30 vs Norfolk, improving career mark to 11-0, 2.14 ERA against teams from his home state of Virginia (Richmond and Norfolk).

**PERSONAL:** Michael (Mike) Darren Williams . . . Married Melissa Shaver (2/1/92) . . . 1987 graduate of Giles High School (Pearisburg, VA) . . . Attended Virginia Tech . . . Played Little League, Pony League and American Legion baseball . . . Hobbies: Hunting, fishing.

### WILLIAMS' CAREER TRANSACTIONS

- Selected by Texas Rangers in June, 1989 draft.
- Selected by Philadelphia in 14th round of June, 1990 draft.

### WILLIAMS' GAME HIGHS

**LOW HIT CG:** 3, at LA, 7/5/92 . . . **STRIKEOUTS:** 10, vs CIN, 9/22/95 . . . **LONGEST OUTING:** starter - 9.0 inn., at LA, 7/5/92 . . . reliever - 6.0 inn, vs LA, 7/7/93 . . . **WINNING STREAK:** 2 games, 1994, 1995 . . . **LOSING STREAK:** 4 games, 1994 . . . **SCORELESS STREAK:** 11.0 inn., 1995.

## MIKE WILLIAMS' CAREER RECORD

YEAR	CLUB	W-L	ERA	G	GS	CG	SHO	SV	IP	H	R	ER	BB	SO
1990	Batavia	2-3	2.30	27	0	0	0	11	47.0	39	17	12	14	42
1991	Clearwater	7-3	1.74	14	14	2	1	0	93.1	65	23	18	14	76
	Reading	7-5	3.69	15	15	2	1	0	102.1	92	43	41	34	50
1992	Reading	1-2	5.17	3	3	0	0	0	15.2	17	10	9	7	12
	Scranton	9-1	2.43	16	16	3	1	0	92.2	84	26	25	30	59
	PHILLIES	1-1	5.34	5	5	1	0	0	28.2	29	20	17	7	5
1993	Scranton	9-2	2.87	14	13	1	1	0	97.1	93	34	31	16	53
	PHILLIES	1-3	5.29	17	4	0	0	0	51.0	50	32	30	22	33
1994	PHILLIES	2-4	5.01	12	8	0	0	0	50.1	61	31	28	20	29
	Scranton	2-7	5.79	14	14	1	0	0	84.0	91	55	54	36	53
1995	Scranton	0-1	4.66	3	3	1	0	0	9.2	8	5	5	2	8
	PHILLIES	3-3	3.29	33	8	0	0	0	87.2	78	37	32	29	57
ML	<b>Totals</b>	<b>7-11</b>	<b>4.42</b>	<b>67</b>	<b>25</b>	<b>1</b>	<b>0</b>	<b>0</b>	<b>217.2</b>	<b>218</b>	<b>120</b>	<b>107</b>	<b>78</b>	<b>124</b>

## MAJOR LEAGUE HITTING TOTALS

	AVG.	AB	H	HR	RBI
1995	.125	16	2	0	1
Career	.161	56	9	0	3

### WILLIAMS' 1995 DETAILED PITCHING STATS

	W-L	ERA	G	IP	ER	SV		W-L	ERA	G	IP	ER	SV
HOME	1-1	4.03	16	44.2	20	0	ATL	0-0	2.45	3	3.2	1	0
ROAD	2-2	2.51	17	43.0	12	0	CHI	0-1	2.25	4	12.0	3	0
DAY	0-2	5.20	12	27.2	16	0	GIN	0-0	3.65	4	12.1	5	0
NIGHT	3-1	2.40	21	60.0	16	0	COL	0-0	0.00	1	0.1	0	0
1ST HALF	0-2	4.46	15	34.1	17	0	FLA	1-0	1.17	2	7.2	1	0
2ND HALF	3-1	2.53	18	53.1	15	0	HOU	0-0	0.00	1	1.0	0	0
							LA	0-0	2.35	2	7.2	2	0
MAY	0-0	4.72	5	13.1	7	0	MTL	1-0	4.05	6	13.1	6	0
JUNE	0-1	4.67	6	17.1	9	0	NY	0-1	8.10	2	6.2	6	0
JULY	0-1	1.04	8	8.2	1	0	STL	0-0	9.00	2	2.0	2	0
AUG	1-0	3.63	8	17.1	7	0	SD	1-1	2.65	4	17.0	5	0
SEPT-OCT	2-1	2.32	6	31.0	8	0	SF	0-0	2.25	2	4.0	1	0

### WILLIAMS' CAREER PITCHING BREAKDOWN

	G	W-L	ERA	IP	ER	SV		G	W-L	ERA	IP	ER	SV
ATL	7	0-0	5.52	14.2	9	0	MTL	8	1-1	4.74	19.0	10	0
CHI	6	0-2	5.59	19.1	12	0	NY	6	1-2	5.47	26.1	16	0
CIN	7	0-0	3.94	16.0	7	0	PIT	2	1-0	4.26	12.2	6	0
COL	1	0-0	0.00	0.1	0	0	STL	6	0-3	7.36	14.2	12	0
FLA	4	1-0	3.18	17.0	6	0	SD	6	1-1	3.96	25.0	11	0
HOU	4	0-2	3.75	12.0	5	0	SF	3	0-0	1.50	6.0	1	0
LA	7	2-0	3.12	34.2	12	0							
April	2	0-0	6.00	3.0	2	0	Home	35	4-5	4.84	115.1	62	0
May	12	2-1	5.70	42.2	27	0	Road	32	3-6	3.96	102.1	45	0
June	11	0-5	4.81	43.0	23	0	Day	22	1-4	4.97	58.0	32	0
July	18	2-1	4.21	51.1	24	0	Night	45	6-7	4.23	159.2	75	0
August	13	1-0	4.68	25.0	13	0	1st Half	31	3-7	4.83	104.1	56	0
Sept-Oct	11	2-4	3.08	52.2	18	0	2nd Half	36	4-4	4.05	113.1	51	0

### WILLIAMS' CAREER STATS BY BALLPARK

	G	W-L	ERA	IP	ER	SV		G	W-L	ERA	IP	ER	SV
Atlanta	4	0-0	3.86	9.1	4	0	Wrigley	3	0-0	9.95	6.1	7	0
Riverfront	3	0-0	1.69	5.1	1	0	Joe Robbie	3	1-0	3.18	11.1	4	0
Coors	1	0-0	0.00	0.1	0	0	Olympic	3	1-0	1.29	7.0	1	0
Astrodome	2	0-1	4.50	6.0	3	0	Shea	2	0-2	4.09	11.0	5	0
Dodger	3	1-0	2.25	20.0	5	0	Veterans	35	4-5	4.84	115.1	62	0
Jack Murphy	3	0-1	3.65	12.1	5	0	Three Rivers	1	0-0	6.35	5.2	4	0
							Busch	4	0-2	7.04	7.2	6	0



**#27**      **TODD ZEILE**      **3B**

**B-T:** R-R  
**HT:** 6-1; **WT:** 200  
**AGE:** 30, turns 31 **September 9**  
**BORN:** September 9, 1965, Van Nuys, CA  
**RESIDES:** Newhall, CA  
**ML SERVICE:** 5 years, 155 days  
**HOW OBTAINED:** Signed as a free agent, 12/22/95.  
**CONTRACT STATUS:** Signed to a one-year contract.

**1995 SEASON:** On DL prior to start of season, 4/23-5/8, with a sore right thumb ... Began season with Cardinals as starting 1st baseman ... Had 3rd career 2 HR game, 5/10 vs CHI ... Hit .291 in 34 games, 5 HR and 22 RBI before being traded to Cubs for Mike Morgan, Paul Torres and Francisco Morales ... Went 2-4, 1 HR in Cubs debut, 6/17 vs LA, starting in LF ... Moved back to 3rd base, appearing there in 75 of 79 games with Cubs ... With CHI had 73 starts at 3B, 2 in LF and 1 at 1B ... In 13-inning, 7-6 win at PHI, had game-tying single in 9th inning and game-winning sac fly in 13th ... Made final start of season, 9/10, due to right thumb contusion.

**CAREER:** 10-year pro ... **1986:** Selected by STL in 3rd round of June draft ... NY-Penn League All-Star in 1st pro season at Erie ... Led league in RBI (63); 2nd in HR (14) ... **1987:** Named Co-MVP of Midwest League, playing for Springfield (A) ... Led league with career highs in RBI (106); 2nd in HR (25) ... MWL All-Star ... Led league catchers in games (115) ... **1988:** Texas League All-Star, leading AA Arkansas in HR (19) and RBI (75) ... Finished 2nd in TL in runs (93) and walks (83) ... Led league catchers in games (102), chances (761) and putouts (687) ... Had 24 RBI in August ... **1989:** Invited to spring training camp for 1st time ... Spent most of season at AAA Louisville ... Led American Association catchers in fielding and threw out 36% of would-be basestealers ... Named to league All-Star team for 4th straight season ... Won USA Today's Minor League Player of the Year award ... Collected 5 hits and 5 RBI vs Scranton ... Recalled by STL, 8/17 ... Collected 1st ML hit, 8/18 (2nd game) at CIN and 1st HR, 8/20 at CIN ... Made 21 starts for Cards ... **1990:** Began season as STL's everyday catcher ... On Opening Day, 4/13 at PHI, had a triple, HR and 4 RBI ... Had 2nd 4-RBI game, 6/15 vs MTL ... Hit .324 in August ... Stole 1st ML base, 7/8 at SD ... Threw out 34% of would-be basestealers ... On 9/7, switched to 3rd base, where he played remainder of season ... 1st rookie to lead STL in HR (15) since Hector Cruz in '76; 15 HR most by a Card's rookie since '55 ... **1991:** Made permanent transition from catcher to 3rd base ... Led Cards in games (155), HR (11) and RBI (81) ... Set career highs in doubles (36) and steals (17) ... Collected career-high 4 hits, 7/7 vs CHI ... Hit .304 with runners in scoring position ... **1992:** Hit 3 HR in 1st 5 games, then slumped going 197 AB (4/11-6/21) without a HR ... Tied career-high 4 hits, 7/6 at SD ... Optioned to Louisville, 8/10 ... Recalled 8/31 ... Ranked 4th in NL in fielding (.960) ... **1993:** Reached career highs in HR (17), RBI (103) and runs (82) and tied career-best in doubles (36) ... RBI total was 7th in NL and most by a STL 3rd baseman since Joe Torre in '71 ... Had 60 RBI in the 2nd half, 3rd-best in majors ... Hit 16 of 17 HR after 6/28 ... Hit 2 grand slam HR ... Had career-high 16-game hit streak, 6/29-7/18 ... NL Player of the Week, 7/19-25, .357, 11 RBI ... **1994:** Led club with 75 RBI and tied for team-lead with a career-best 19 HR ... Teamed with Jefferies on back-to-back HR, 4/6 at CIN ... Had 2 HR, 4/23 vs HOU ... Tallied 6 HR and 12 RBI in 8-game stretch, 4/19-29 ... Had 4 RBI, 7/22 vs ATL (game 1) ... Tied career-best 4 hits, 7/4 vs HOU (4th time) ... Had 2 HR and a career-high 6 RBI, 8/8 at FLA ... Reduced error total from 33 in '93 to just 12 and ranked 5th in NL in fielding (.960).

**PERSONAL:** Todd Edward Zeile ... Married former U.S. Olympic gymnast Julianne McNamara (1/21/89); one son, Garrett Todd (11/27/93) ... 1983 graduate of Hart High School (CA), where he was league-MVP in baseball ... Attended UCLA, where he was All-Pac 10 twice and was team MVP twice ... Played American Legion and Alaskan League program ... Involved in Special Olympics and the Leukemia Society ... Hobbies: Golf, tennis, movies.

## TODD ZEILE'S CAREER RECORD

YEAR	CLUB	AVG.	G	AB	R	H	2B	3B	HR	RBI	BB	SO	SB	CS
1986	Erie	.258	70	248	40	64	14	1	14	*63	37	52	5	1
1987	Springfield	.292	130	487	94	142	24	4	25	*106	70	85	1	3
1988	Arkansas	.272	129	430	95	117	33	2	19	75	83	64	6	5
1989	Louisville	.289	118	453	71	131	26	3	19	85	45	78	0	1
	ST. LOUIS	.256	28	82	7	21	3	1	1	8	9	14	0	0
1990	ST. LOUIS	.244	144	495	62	121	25	3	15	57	67	77	2	4
1991	ST. LOUIS	.280	155	565	76	158	36	3	11	81	62	94	17	11
1992	Louisville	.311	21	74	11	23	4	1	5	13	9	13	0	0
	ST. LOUIS	.257	126	439	51	113	18	4	7	48	68	70	7	10
1993	ST. LOUIS	.277	157	571	82	158	36	1	17	103	70	76	5	4
1994	ST. LOUIS	.267	113	415	62	111	25	1	19	75	52	56	1	3
1995	Louisville-a	.125	2	8	0	1	0	0	0	0	0	2	0	0
	ST. LOUIS	.291	34	127	16	37	6	0	5	22	18	23	1	0
	CHICAGO (ML)	.227	79	299	34	68	16	0	9	30	16	53	0	0
<b>ML</b>	<b>Totals</b>	<b>.263</b>	<b>836</b>	<b>2993</b>	<b>390</b>	<b>787</b>	<b>165</b>	<b>13</b>	<b>84</b>	<b>424</b>	<b>362</b>	<b>463</b>	<b>33</b>	<b>32</b>

\*League Leader a- Rehabilitation Assignment

## ZEILE'S CAREER TRANSACTIONS

- Selected by Kansas City Royals in 30th round of June, 1983 draft, but did not sign.
- Selected by St. Louis Cardinals in supplemental round, between 2nd and 3rd rounds, June, 1986 draft.
- On disabled list with inflamed tendon in left thumb, April 23-May 8, 1995; included rehabilitation assignment to Louisville.
- Traded to Chicago Cubs, June 16, 1995, for Mike Morgan (rhp), Paul Torres (of), and Francisco Morales (c).
- Signed by Philadelphia as a free agent, December 23, 1995.

## ZEILE'S 1995 DETAILED HITTING STATISTICS

	AVG.	AB	H	HR	RBI		AVG.	AB	H	HR	RBI
HOME	.239	180	43	8	24	ATL	.241	54	13	0	5
ROAD	.252	246	62	6	28	CHI	.500	6	3	2	3
DAY	.243	185	45	7	25	CIN	.224	49	11	2	7
NIGHT	.249	241	60	7	27	COL	.326	46	15	1	8
1ST-HALF	.283	223	63	8	31	FLA	.227	22	5	1	2
2ND-HALF	.207	203	42	6	21	HOU	.316	19	6	0	1
LHP	.170	106	18	3	10	LA	.226	31	7	1	4
RHP	.272	320	87	11	42	MTL	.130	23	3	1	1
APRIL	.000	0	0	0	0	NY	.222	27	6	1	1
MAY	.293	75	22	4	15	PHI	.333	24	8	2	8
JUNE	.286	112	32	3	12	PIT	.308	26	8	0	2
JULY	.214	103	22	5	15	STL	.154	26	4	1	3
AUG	.216	102	22	2	8	SD	.158	38	6	1	3
SEPT-OCT	.206	34	7	0	2	SF	.286	35	10	1	4
PH	.000	2	0	0	0	ON BASE %	.305				
SLUGGING %	.379					RISP	.272	92	25	2	33

## ZEILE'S CAREER BATTING BREAKDOWN

	AVG.	AB	H	HR	RBI		AVG.	AB	H	HR	RBI
ATL	.252	246	62	5	33	MTL	.248	270	67	5	39
CHI	.276	261	72	9	40	NY	.279	290	81	10	42
CIN	.245	237	58	6	31	PHI	.308	263	81	9	50
COL	.309	139	43	6	27	PIT	.240	296	71	6	33
FLA	.260	96	25	5	20	STL	.154	26	4	1	3
HOU	.317	224	71	9	36	SD	.183	213	39	4	18
LA	.269	219	59	4	25	SF	.254	213	54	5	27
April	.270	367	99	13	53	Home	.274	1436	394	44	217
May	.239	528	126	12	68	Road	.252	1557	393	40	207
June	.259	576	149	9	64	Day	.275	864	238	27	124
July	.286	563	161	25	97	Night	.258	2129	549	57	300
August	.273	501	137	14	71	LHP	.272	928	252	26	133
Sept-Oct	.251	458	115	11	71	RHP	.259	2065	535	58	291
1st Half	.261	1669	436	39	211	2nd Half	.265	1324	351	45	213

## ZEILE'S CAREER STATS BY BALLPARK

	AVG.	AB	H	HR	RBI		AVG.	AB	H	HR	RBI
Atlanta	.191	131	25	2	15	Wrigley	.240	250	60	9	29
Riverfront	.214	117	25	4	15	Joe Robbie	.245	49	12	4	14
Coors	.360	25	9	1	3	Olympic	.228	136	31	3	19
Astrodome	.268	127	34	1	12	Shea	.302	139	42	4	18
Dodger	.262	126	33	1	13	Veterans	.293	147	43	5	25
Jack Murphy	.194	108	21	2	12	Three Rivers	.224	165	37	3	18
Candlestick	.261	111	29	3	16	Busch	.277	1314	364	38	202

## ZEILE'S CAREER FIELDING

	PCT.	G	PO	A	E	TC	DP
Catcher	.985	128	658	66	11	735	4
Third Base	.942	642	399	1235	101	1735	104
First Base	.983	46	431	38	8	477	41
Outfield	.000	3	0	0	1	1	0

## ZEILE'S GAME HIGHS

**HITS:** 4, 4 times, last: vs HOU, 7/4/94 . . . **RUNS:** 4, vs FLA, 8/5/93; vs HOU, 7/4/94 . . . **DOUBLES:** 2, 8 times, last: vs STL, 6/27/95 . . . **TRIPLES:** 1 . . . **HOME RUNS:** 2, 3 times, last: vs CHI, 5/10/95 . . . **RBI:** 6, at FLA, 8/8/94 . . . **STOLEN BASES:** 2, vs SF, 8/26/91; at NY, 4/22/92 . . . **HITTING STREAK:** 16 games, 1993 . . . **GRAND SLAMS:** at PHI, 7/28/93 (Mulholland); at SF, 9/9/93 (Bross); at MTL, 8/4/94 (Rojas).

## HOW THEY WERE ACQUIRED (40-Man Roster)

Farm System (15)	Trades (15)	Free Agents (8)
Blazier	Battle	Banks
Borland	Benjamin	Crawford
Bottalico	Dykstra	Eisenreich
Doster	Jordan, K.	Fernandez
Daulton	Jordan, R.	Jefferies
Gomes	Karp	Santiago
Grace	Longmire	Webster
Green	Munoz	Zeile
Lieberthal	Murray	
Mitchell	Ryan	<b>Draft (2)</b>
Morandini	Schilling	Mimbs
Schall	Springer	Wallace
Sefcik	Tinsley	
Stocker	West	
Williams	Whiten	

## NON-ROSTER PLAYERS



**#60 GARY BENNETT C**

**B-T: R-R**

**HT: 6-0; WT: 190**

**AGE: 23, turns 24 on April 17**

**BORN: April 17, 1972**

**RESIDES: Waukegan, IL**

**ML SERVICE: 29 days**

**HOW OBTAINED: Phillies 11th pick in June 1990 draft.**

**1995 SEASON:** Spent majority of season at Reading, catching 82 games . . . Hit .340, 10 RBI in 17 games in May . . . Had two 3-hit games, 5/7 vs Harrisburg and 5/28 at Norwich . . . Had a season-best 4 RBI, 8/9 vs Trenton . . . Had 14 multiple-hit games . . . Ranked 1st among Eastern League catchers with 13 double plays . . . Promoted to Scranton, 8/25, where he caught 7 games . . . Contract purchased by Phillies, 9/3 . . . Made 1st and only ML appearance, pinch-hitting, 9/24 vs CIN (struck out).

**CAREER:** Six-year pro . . . **1990:** Phillies 11th pick in June draft . . . **1991:** Spent 2nd pro season at Martinsville . . . **1992:** Had best fielding percentage among catchers (.994) in NY-PA League for Batavia . . . **1993:** Began season at Spartanburg, appearing in 42 games . . . Promoted to Clearwater, where he appeared in 17 games . . . **1994:** Began season at Clearwater . . . Promoted to AA Reading after 19 games . . . Led the Eastern League with 22 passed balls.

**PERSONAL:** Gary David Bennett, Jr . . . Single . . . 1990 graduate of Waukegan East High School (IL), where he was All-Conference in football and baseball . . . Captain of H.S. football and baseball teams . . . Illinois State Scholar . . . Played Little League, Pony, Colt and American Legion baseball . . . Hobbies: Baseball card collector.

### GARY BENNETT'S CAREER RECORD

YEAR	CLUB	AVG.	G	AB	R	H	2B	3B	HR	RBI	BB	SO	SB	CS
1990	Martinsville	.269	16	52	3	14	2	1	0	10	4	15	0	1
1991	Martinsville	.235	41	136	15	32	7	0	1	16	17	26	0	1
1992	Batavia	.205	47	146	22	30	2	0	0	12	15	27	2	1
1993	Spartanburg	.254	42	126	18	32	4	1	0	15	12	22	0	2
	Clearwater	.327	17	55	5	18	0	0	1	6	3	10	0	1
1994	Clearwater	.236	19	55	6	13	3	0	0	10	8	6	0	0
	Reading	.231	63	208	13	48	9	0	3	22	14	26	0	1
1995	Reading	.236	86	271	27	64	11	0	4	40	22	36	0	0
	Scranton	.150	7	20	1	3	0	0	0	1	2	2	0	0
	PHILLIES	.000	1	1	0	0	0	0	0	0	0	1	0	0
ML	Totals	.000	1	1	0	0	0	0	0	0	0	1	0	0

### BENNETT'S CAREER TRANSACTIONS

— Selected by Philadelphia in 11th round of June, 1990 draft.



## #67 *DUFF BRUMLEY RHP*

B-T: R-R

HT: 6-4; WT: 220

AGE: 25, turns 26 on August 25

BORN: August 25, 1970, Cleveland, TN

RESIDES: Cleveland, TN

ML SERVICE: 14 days

HOW OBTAINED: Signed by Phillies as a minor league free agent, November 15, 1995.

**1995 SEASON:** Began season with AAA Oklahoma City (TEX) . . . After going 1-1, 5.40 ERA with 1 save in 3 games, was released, 4/23 . . . Signed by AA Chattanooga (CIN), 6/9, pitching in his 1st game 6/11 . . . Earned 1 save in 25 relief appearances for Lookouts, going 5-1 with a 1.68 ERA . . . Struck out 60 and walked just 16 at AA . . . Played winter ball for Santurce of the Puerto Rican League.

**CAREER:** Six-year pro . . . **1990:** Selected by STL in 24th round of June draft . . . **1991:** . . . **1992:** Went 8-1 in 14 starts at Hamilton and Savannah . . . Led all minor leagues with a .173 opponents average and 12.8 SO per 9 IP . . . Went 6-0 in 9 starts at Hamilton and was twice named New York-Penn League Pitcher of the Week . . . Struck out 10 or more 7 times, including each of final 5 starts at Savannah . . . **1993:** Combined to go 12-4, 2.16 ERA in 26 starts at 3 stops . . . Led all minor league starters with .184 opponents average, 4th in strikeouts (188), 8th in ERA (2.16) and 9th with 10.15 SO per 9 IP . . . Began season at St. Petersburg, where he did not allow a run in his first 27.2 innings . . . Florida State League Pitcher of the Week, 4/9-18 and 5/10-16 . . . FSL Topps' Player of the Month for May . . . Promoted to Arkansas, 5/20 . . . Struck out 14 in 6.0 innings, 6/8 vs Tulsa, setting Drillers' Stadium strikeout record . . . Threw 2-hit shutout, 7/27 vs San Antonio, striking out 12 . . . Traded to TEX, 7/30 as player to be named later in 7/22 deal for Todd Burns (p) . . . Assigned to Tulsa . . . **1994:** Spent most of season at AAA Oklahoma City, but did make 2 ML appearances . . . Recalled to TEX, 5/25 . . . Made ML debut 6/1 at MIL (1.0 IP, 3 H, 3 R) . . . Optioned to AAA, 6/7 . . . Led team with 100 strikeouts over 29 appearances/15 starts . . . Began season as closer, moved back to starting rotation by season's end.

**PERSONAL:** Duff Lechaun Brumley . . . Single . . . 1988 graduate of Cleveland High School (TN), where he was Tennessee player of the year in 1988 (went 7-2 with 117 strikeouts in 57 innings including a state record 18 strikeouts in a 7.0 inning game) . . . Attended Cleveland State Community College (TN) . . . Works as a deputy sheriff for the Bradley County Sheriff's Department in Cleveland, TN during the off-season.

### *DUFF BRUMLEY'S CAREER RECORD*

YEAR	CLUB	W-L	ERA	G	GS	CG	SHO	SV	IP	H	R	ER	BB	SO
1990	Johnson City	2-6	6.14	12	11	0	0	0	55.2	61	48	40	29	43
1991	Hamilton	2-6	3.64	15	15	0	0	0	89.0	90	49	36	24	80
1992	Hamilton	6-0	2.72	9	9	2	0	0	59.2	38	19	18	21	83
	Savannah	2-1	1.74	5	5	0	0	0	31.0	17	9	6	14	46
1993	St. Petersburg	5-1	0.64	8	8	0	0	0	56.0	26	5	4	13	67
	Arkansas	4-5	3.50	12	12	2	1	0	69.1	67	30	27	26	79
	Tulsa	3-2	1.96	6	6	0	0	0	41.1	30	13	9	9	42
1994	Oklahoma City	3-6	5.51	29	15	0	0	2	101.1	107	71	62	64	100
	TEXAS	0-0	16.20	2	0	0	0	0	3.1	6	6	6	5	4
1995	Oklahoma City	1-1	5.40	3	0	0	0	1	5.0	6	4	3	2	3
	Chattanooga	5-1	1.68	25	0	0	0	1	48.1	31	11	9	16	60
ML	<b>Totals</b>	0-0	16.20	2	0	0	0	0	3.1	6	6	6	5	4

### *BRUMLEY'S CAREER TRANSACTIONS*

- Selected by St. Louis Cardinals in 24th round of June, 1990 draft.
- Traded to Texas Rangers as the player to be named later, July 30, 1993, for Todd Burns (rhp).
- Signed by Cincinnati Reds as an amateur free agent, June 9, 1995.
- Signed by Philadelphia as a minor league free agent, November 15, 1995.



## #65 DONNIE ELLIOTT RHP

B-T: R-R

HT: 6-5; WT: 225

AGE: 27, turns 28 on September 20

BORN: September 20, 1968, Pasadena, TX

RESIDES: Deer Park, TX

ML SERVICE: 190 days

HOW OBTAINED: Signed by Phillies as a free agent, December 6, 1995.

**1995 SEASON:** Spent majority of season with SD on DL with a right rotator cuff strain . . . Was 1-0 with one save in 7 rehab appearances (8.0 IP) for Las Vegas . . . Activated from DL, 9/18 . . . Made 1st and only ML appearance of season, 9/19 vs COL, 2.0 IP, 2 H, 1 BB, 3 SO.

**CAREER:** Eight-year pro . . . **1987:** Phillies 7th selection in June draft . . . **1988:** Spent his 1st pro season at Martinsville, where he struck out 77 in 59.0 innings . . . **1989:** Began season at Batavia and went 4-1, 1.42 ERA in 8 starts . . . Promoted to Spartanburg, where he went 2-3, 2.47 ERA in 7 starts including his 1st CG and only shutout . . . **1990:** Struck out a Spartanburg-high 13 in 7.1 innings, but lost . . . Struck out 109 in 105.1 innings (20 starts) for Spartanburg . . . **1991:** Fell 2 shy of SAL strikeout record of 19 in 7.2 innings, 5/25 at Sumter, but 17 SO was high in all minor leagues . . . Rated by Baseball America as having best fastball in SAL . . . Promoted to Clearwater where he threw a 1-hitter . . . FSL Pitcher of the Week . . . Averaged 10.48 SO per 9 IP, 5th best among all minor leaguers . . . Led all Phillies minor leaguers in strikeouts (184) . . . **1992:** Selected by Mariners in Rule V draft, but returned to Phillies, 4/4 . . . Combined for 4-4, 2.68 ERA at Clearwater and Reading . . . Traded to Braves, 5/28 for Ben Rivera . . . Reported to Greenville, where he won 6 straight decisions from 7/24-8/14 . . . Named Southern League Pitcher of the Week, 8/3-8, 2-0, 15.0 scoreless innings . . . Had season-high 10 strikeouts in a playoff game, 9/7 vs Charlotte (5.2 innings) . . . **1993:** Began season at AAA Richmond, winning first 5 starts, 2.78 ERA with 8 walks and 35 strikeouts . . . Threw lone complete game, 6/27 at Scranton (4 H, 1 R) . . . Traded to SD, 7/18 . . . Lost first 2 starts with AAA Las Vegas, before making only relief appearance, 8/2 at Vancouver (won, 2.0 IP) . . . Struck out Las Vegas season-high 14, 8/20 at Phoenix (8.1 innings), but lost 4-3 . . . His 143 combined strikeouts were third most among all triple-A pitchers; ranked 2nd with 8.94 SO per 9 IP . . . **1994:** Began season at AAA Las Vegas, where he went 2-0, 5.40 in 6 games with 12 strikeouts in 13.1 innings . . . Recalled to SD, 4/23, making ML debut that day in a start vs PHI (2.2 IP, 4 H, 2 R) . . . Moved to bullpen making 29 appearances before being placed on DL, 7/16 through remainder of season, with strained right rotator cuff . . . Lone decision was loss in 1st game of DH, 6/28 vs COL.

**PERSONAL:** Donald Glenn (Donnie) Elliott . . . Married Kelly Cox (10/15/94) . . . 1987 graduate of Deer Park High School (TX) . . . Attended San Jacinto Junior College . . . Played Little League, PeeWee, Pony, Colt and American Legion baseball . . . Hobbies: Hunting, fishing and basketball.

### DONNIE ELLIOTT'S CAREER RECORD

YEAR	CLUB	W-L	ERA	G	GS	CG	SHO	SV	IP	H	R	ER	BB	SO
1988	Martinsville	4-2	3.66	15	10	0	0	1	59.0	47	37	24	31	77
1989	Batavia	4-1	1.42	8	8	0	0	0	57.0	45	21	9	14	48
	Spartanburg	2-3	2.47	7	7	1	1	0	43.2	46	19	12	14	36
1990	Spartanburg	4-8	3.50	20	20	0	0	0	105.1	101	52	41	46	109
1991	Spartanburg	3-4	4.24	10	10	0	0	0	51.0	42	37	24	36	81
	Clearwater	8-5	2.78	18	18	1	1	0	107.0	78	34	33	51	103
1992	Reading	3-3	2.52	6	6	0	0	0	35.2	37	10	10	11	23
	Clearwater	1-1	3.00	3	3	0	0	0	18.0	12	6	8	8	12
	Greenville	7-2	2.08	19	17	0	0	0	103.2	76	28	24	35	100
1993	Richmond	8-5	4.72	18	18	1	0	0	103.2	108	65	54	39	99
	Las Vegas	2-5	6.37	8	7	0	0	0	41.0	48	32	29	24	44
1994	Las Vegas	2-0	5.40	6	0	0	0	0	13.1	13	11	8	11	12
	SAN DIEGO	0-1	3.27	30	1	0	0	0	33.0	31	12	12	21	24
1995	Las Vegas-a	1-0	4.50	7	0	0	0	1	8.0	8	4	4	4	2
	SAN DIEGO	0-0	0.00	1	0	0	0	0	2.0	2	0	0	1	3
<b>ML</b>	<b>Totals</b>	<b>0-1</b>	<b>3.09</b>	<b>31</b>	<b>1</b>	<b>0</b>	<b>0</b>	<b>0</b>	<b>35.0</b>	<b>33</b>	<b>12</b>	<b>12</b>	<b>22</b>	<b>27</b>

a- Rehabilitation Assignment

## *ELLIOTT'S CAREER TRANSACTIONS*

- Selected by Philadelphia in 7th round of June, 1987 draft.
- Selected by Seattle Mariners in annual major league draft, December 9, 1991.
- Returned to Philadelphia April 1, 1992.
- Traded to Atlanta Braves, May 28, 1992, for Ben Rivera (rhp).
- Traded to San Diego Padres with Mel Nieves (of) and Vince Moores (of), July 18, 1993, for Fred McGriff (1b).
- On disabled list with a right rotator cuff strain, April 4-September 18, 1995; included rehabilitation assignment to Las Vegas.
- Signed by Philadelphia as a free agent, December 6, 1995.



### **#82 BOBBY ESTALELLA C**

**B-T: R-R**

**HT: 6-1; WT: 195**

**AGE: 21, turns 22 on August 23**

**BORN: August 23, 1974, Hialeah, FL**

**RESIDES: Pembroke Pines, FL**

**HOW OBTAINED: Phillies 23rd pick in June, 1992 draft.**

**1995 SEASON:** Began season at Clearwater . . . Finished 1st among Florida State League catchers in games (114), total chances (864) and putouts (771) . . . 2nd among teammates and ranked 5th in FSL with 15 homers; 4th in HR/AB (1/26.93) . . . FSL All-Star . . . Promoted to AA Reading, 8/25 . . . Hit 2 grand slams: in 1st AA game, 8/26 at Harrisburg and in playoff clinching game, 8/30 at Bowie . . . Finished 5th in Phillies minor leagues with 17 HR.

**CAREER:** Three-year pro . . . **1992:** Phillies 23rd pick in June draft . . . **1993:** Began season at Martinsville . . . Promoted to Clearwater by end of season . . . **1994:** Began season at Spartanburg, promoted to Clearwater by season's end.

**PERSONAL:** Robert M. Estalella . . . Single . . . 1992 graduate of Cooper City High School (FL) . . . Attended Miami Dade South Junior College . . . Grandfather, Roberto, was an outfielder/first baseman for Washington Senators, St. Louis Browns and Philadelphia

### *BOBBY ESTALELLA'S CAREER RECORD*

YEAR	CLUB	AVG.	G	AB	R	H	2B	3B	HR	RBI	BB	SO	SB	CS
1993	Martinsville	.295	35	122	14	36	11	0	3	19	14	24	0	1
	Clearwater	.229	11	35	4	8	0	0	0	4	2	3	0	0
1994	Spartanburg	.217	86	299	34	85	19	1	9	41	31	85	0	1
	Clearwater	.261	13	46	3	12	1	0	2	9	3	17	0	0
1995	Clearwater	.260	117	404	61	105	24	1	15	58	56	76	0	3
	Reading	.235	10	34	5	8	1	0	2	9	4	7	0	0

### *ESTALELLA'S CAREER TRANSACTIONS*

- Selected by Philadelphia in 23rd round of June, 1992 draft.

**#37 STEVE FREY LHP****B-T: R-L****HT: 5-9; WT: 170****AGE: 32, turns 33 on July 29****BORN: July 29, 1963, Southampton, PA****RESIDES: Newtown, PA****ML SERVICE: 5 years, 128 days****HOW OBTAINED: Signed by Phillies as a free agent, 2/1/96.**

**1995 SEASON:** Began the season with SF . . . Went 0-1, 4.29 ERA in 9 games before 5/20 trade to SEA . . . Went 0-3, 4.76 ERA in 13 games before 7/29 release . . . Signed by Phillies, 8/16 and was assigned to AAA Scranton . . . Appeared in 4 games, 1.80 ERA for Red Barons, before Phillies purchased his contract, 9/3 . . . Made Phillies debut, 9/8 vs HOU . . . Did not allow a run in his 1st 6 games (7.0 IP) for the Phils . . . Earned only save of the season, 9/21 vs FLA; his 1st since 9/21/93 vs White Sox -exactly 2 years apart . . . Allowed just one run as a Phillie, 9/23 vs CIN (a solo HR to Lenny Harris) . . . Went 0-4, 4.58 ERA (9 ER in 17.2 IP) in 22 ML games prior to joining Phils; 0-0, 0.84 ERA (1 ER in 10.2 IP) in 9 games with Phils.

**CAREER:** 13-year pro . . . **1981:** Offered free agent contract by Milwaukee, but did not sign . . . **1983:** Selected by NY Yankees in 15th round of June draft . . . Converted to relief role in 1st professional year . . . Struck out 86 and allowed just 47-hits in 72.1 innings for Oneonta . . . **1984:** Struck out 66 in 64.2 innings at Ft. Lauderdale . . . **1985:** Went 1-1, 1.21 ERA in 19 games for Ft. Lauderdale, helping them capture league championship, before promotion to AA Albany . . . **1986:** Began season at Albany . . . Made 1st triple-A appearance at Columbus, where he earned 6 saves . . . **1987:** Helped Columbus capture league championship . . . Appeared in 4 of 5 playoff games, did not allow a run in 8.0 IP . . . Registered saves in semi-final series vs Rochester and Championship Series vs Tidewater . . . Traded to Mets, 12/11 . . . **1988:** Ranked 2nd in International League with 58 appearances (1 start) for Tidewater . . . Lone start was 6/20 vs Nashville, game 2 of DH . . . **1989:** Traded to Expos, 3/28 . . . Recalled from Indianapolis to majors, 5/8 . . . Made ML debut 5/10 at HOU, striking out only batter faced (Greg Gross) . . . 1st ML win came 6/2 at PHI; won his first 3 decisions . . . Optioned to AAA, 8/7 . . . Threw 9 shutout innings in 8 games at Indy, then worked 4 key games in the playoffs helping them win the American Association and Alliance Cup . . . Played winter ball for Escogido of Dominican Republic . . . **1990:** First full season in majors . . . His 2.10 ERA ranked 4th in NL among left-handed relievers behind Dan Schatzeder (1.70), Bob Kipper (2.05) and Randy Myers (2.08) . . . His 8 wins was 2nd among left-handers to Juan Agosto (9) and 4th overall among NL relievers, trailing teammate Bill Sampen (11), Agosto and Steve Bedrosian (9) . . . His 8 wins ranked 2nd all-time among Expos left-handed relievers (Woodie Fryman, 9 in 1982) . . . Picked up 1st ML save in 3rd appearance, 4/14 vs NY . . . On DL, 5-26-6/15 with tendinitis in left elbow . . . Played 2 rehab games at Indy . . . Hospitalized in Montreal with mysterious staph infection in early August; returned to team 8/6 . . . Finished season 4-1, 5 saves, 0.98 ERA in 20 games . . . **1991:** Began season with MTL, optioned to AAA, 6/4 . . . Recalled 6/30 and optioned again, 7/19 . . . Recalled final time, 9/1 . . . Set a professional high with combined 61 appearances and 75.2 innings . . . Earned lone save 4/11 at NY . . . Threw season-high 3.1 innings, 9/23 at STL . . . Ranked 2nd among American Association relievers in with 11.36 SO per 9 IP and was 3rd in opponents average (.197) and runners per 9 IP (10.35) . . . **1992:** Had contract purchased in spring training by Angels, 3/29 . . . Began season at AAA Edmonton, but recalled 4/12, prior to appearing in a game . . . Was successful in 4 of 5 save opportunities . . . Ranked 2nd on club in games, 4th in games finished (20) and 3rd in saves . . . Allowed just 5 of 50 (10%) inherited runners to score; 2nd in AL behind Dennis Eckersley (6.5 %) . . . Left-handers hit just .189 (10-53), although 5 of 10 hits were homers . . . Went 3-1, 1.44 ERA (5 ER in 31.1 IP) in 29 1st half games . . . On DL, 8/19-9/4 with a strained left rib cage muscle . . . **1993:** 2nd full season with Angels . . . Established ML career-highs in games (55) and saves (13) . . . Became 1st CAL left-hander to lead club in saves since Andy Hassler (10) in 1980 . . . Converted 13 of 16 save situations and stranded 35 of 49 (71.5%) inherited runners . . . Allowed just one home run, 8/10, a 10th inning HR to Twins' John Jaha . . . **1994:** Signed by SF as a free agent, 1/5 . . . Earned first/only win, 4/12 vs ATL . . . Had rough start, but from June 1 to abrupt end of season went 2.16 ERA (4 ER in 16.2 IP) in 25 games.

(FREY... continued)

**PERSONAL:** Steve Francis Frey . . . Married Bobbi Wilson (12/1/84); one son, Matthew (10/2/91) . . . 1981 graduate of William Tennant High School (PA), where he lettered in football, basketball and baseball . . . Compiled a 17-4 record in final 2 years . . . Named to All-Area and Suburban 1 Conference All-Star teams . . . Attended Bucks County Community College . . . Played Little League and American Legion baseball . . . Hobbies: Golf, fishing.

### STEVE FREY'S CAREER RECORD

YEAR	CLUB	W-L	ERA	G	GS	CG	SHO	SV	IP	H	R	ER	BB	SO
1983	Oneonta	4-6	2.74	28	0	0	0	8	72.1	47	27	22	35	86
1984	Ft. Lauderdale	4-2	2.09	47	0	0	0	4	64.2	46	26	15	34	66
1985	Ft. Lauderdale	1-1	1.21	19	0	0	0	7	22.1	11	4	3	12	15
	Albany	4-7	3.82	40	0	0	0	3	61.1	53	30	26	25	54
1986	Albany	3-4	2.10	40	0	0	0	4	73.0	50	25	17	18	62
	Columbus	2-1	3.04	23	0	0	0	6	47.1	45	19	16	10	35
1987	Albany	0-2	1.93	14	0	0	0	1	28.0	20	6	6	7	19
	Columbus	2-1	3.04	23	0	0	0	6	47.1	45	19	16	10	35
1988	Tidewater	6-3	3.13	58	1	0	0	6	54.2	38	23	19	25	58
1989	Indianapolis	2-1	1.78	21	0	0	0	3	25.1	18	7	5	6	23
	MONTREAL	3-2	5.48	20	0	0	0	0	21.1	29	15	13	11	15
1990	MONTREAL	8-2	2.10	51	0	0	0	9	55.2	44	15	13	29	29
	Indianapolis	0-2	0.00	2	0	0	0	1	3.0	0	0	0	1	3
1991	MONTREAL	0-1	4.99	31	0	0	0	1	39.2	43	31	22	23	21
	Indianapolis	3-1	1.51	30	0	0	0	3	35.2	25	6	6	15	45
1992	CALIFORNIA	4-2	3.57	51	0	0	0	4	45.1	39	18	18	22	24
1993	CALIFORNIA	2-3	3.15	55	0	0	0	13	48.1	41	20	16	26	22
1994	SAN FRANCISCO	1-0	4.94	44	0	0	0	0	31.0	37	17	17	15	20
1995	SAN FRANCISCO	0-1	4.26	9	0	0	0	1	6.1	7	6	3	2	5
	SEATTLE	0-3	4.76	13	0	0	0	0	11.1	16	7	6	6	7
	Scranton	0-0	1.80	4	0	0	0	0	5.0	3	1	1	2	3
	PHILLIES	0-0	0.84	9	0	0	0	1	10.2	3	1	1	2	2
AL	Totals	6-5	3.27	106	0	0	0	17	93.2	80	38	34	48	46
NL	Totals	12-6	3.77	164	0	0	0	11	164.2	163	85	69	82	95
ML	Totals	18-14	3.64	283	0	0	0	28	269.2	259	130	109	138	148

### FREY'S CAREER TRANSACTIONS

- Selected by New York Yankees in 15th round of June, 1983 draft.
- Traded to New York Mets with Darren Reed (of) and Phil Lombardi (c), December 11, 1987, for Rafael Santana (ss) and Victor Garcia (p).
- Traded to Montreal Expos, March 28, 1989, for Mark Bailey (c) and Tom O'Malley (of).
- On disabled list with tendinitis in his left shoulder, May 26-June 15, 1990; included rehabilitation assignment at Indianapolis, June 7-15, 1990.
- Acquired by California Angels on waivers claim, March 29, 1992.
- On disabled list with strained left rib-cage, August 24-September 4, 1992.
- Granted free agency, December 20, 1992; signed with San Francisco, January 5, 1993.
- Traded to Seattle Mariners for future considerations, May 20, 1995.
- Released by Seattle Mariners, August 8, 1995.
- Signed by Philadelphia to a triple-A contract, August 19, 1995.
- Re-signed by Philadelphia as a free agent, February 1, 1996.

### MAJOR LEAGUE HITTING TOTALS

	AVG.	AB	H	HR	RBI
1995	.000	1	0	0	0
Career	.000	4	0	0	0



## #49 TOMMY GREENE RHP

B-T: R-R

HT: 6-5; WT: 225

AGE: 28, turns 29 on April 6

BORN: April 6, 1967, Lumberton, NC

RESIDES: Oldsmar, FL

ML SERVICE: 5 years, 55 days

HOW OBTAINED: Acquired from Atlanta Braves with Dale Murphy for Jeff Parrett, Jim Vatcher and Victor Rosario, 8/3/90.

**1995 SEASON:** Began season on DL with a sore right shoulder, 4/19-6/28 . . . Went 0-3, 3.15 ERA in 3 rehab starts at Clearwater . . . Activated 6/29 . . . Made 3 relief appearances with the Phillies (6 ER in 5.1 IP), 6/29-7/11 . . . Placed on DL again, 7/13-8/2, with continued shoulder problems . . . Went 2-0, 2.66 ERA in 3 rehab starts for Scranton . . . Activated 8/3 . . . Made 5 starts for Phils, 8/6-27 . . . Made 1st start of season 8/6 at CIN (1); his 1st start since 5/22/94 vs NY (also his last ML win) . . . Lost 8/12 vs MTL, his 1st loss at the Vet since 9/3/91 vs CIN, breaking a 14-game home win streak (29 appearances) . . . Threw season-high 6.1 innings, 8/17 at HOU . . . Struck out season-high 5, 8/27 vs LA . . . Returned to DL, 8/28-9/12, with an inflamed right shoulder . . . Made one more rehab appearance for Scranton . . . Activated 9/13 . . . Made his final start of the season, 9/16 at NY, it was his 5th straight loss of the season . . . Struck out the side in one inning of relief, 9/26 vs ATL.

**CAREER:** 11-year pro . . . 1985: ATL's 1st round selection (14th player chosen overall) in June draft . . . 1986: Braves Minor League Pitcher of the Year . . . Led South Atlantic League in starts (28) and tied for lead in shutouts (3) . . . 1988: 130 strikeouts were 4th-best in the International League . . . 1989: Selected as 3rd-best pitching prospect in the IL by Baseball America . . . Selected to Triple-A All-Star team . . . Promoted to ATL, 9/6 . . . Made ML debut 9/10 at CIN . . . Pitched a 3-hit shutout 9/21 vs HOU for 1st ML win . . . 1990: Began the season with ATL, making 2 appearances before optioned to Richmond . . . Recalled 6/10, pitching in 3 games before being traded, 8/3, to the Phillies . . . Pitched 7.0 shutout innings in one game for Scranton before being recalled by Phillies 8/14 . . . Had a 2.42 ERA in his last 4 starts (7 ER in 26.0 IP) . . . 1991: Finished 6th in NL in winning % (.650), tied for 6th in SHO, 8th in SO, and 10th in lowest avg vs him (.230) . . . Also had career-bests in wins, games, GS, CG, IP and ERA . . . Pitched 7.2 innings in relief, 4/20 at STL (gm 1), longest among Phils relievers . . . Made emergency start for Jose DeJesus, 5/1 vs SF and won, pitching 6.0 shutout innings . . . Pitched a no-hitter in his 2nd start of the season, 5/23 at MTL . . . No-hitter was 1st in NL and 1st vs the Expos in Olympic Stadium, struck out a career-high 10 (walked 7) . . . Won NL Player of the Week honors, 5/20-26 . . . Pitched back-to-back CG SHO 5/23 and 5/28, both vs MTL, 1st Phil since Steve Carlton did it 3 times in 1972 . . . 29.0 consecutive scoreless innings (5/7-6/2) was longest in NL and tied for 2nd in the ML . . . Phillies Player of Month for May, 4-0, 0.29 ERA . . . Had career-high 5-game win streak (5/1-6/7) . . . Hit 2 HR, most for a Phils pitcher since David Palmer in 1987 . . . Hit .385 with runners in scoring position . . . Pitched over 200 innings for 1st time in his pro career . . . 1992: Made 6 starts before going on DL 5/13-9/1 with tendinitis (missed 98 games) . . . Sent to AAA for rehab 5/29; shut down 6/4 for complete shoulder rest; returned to rehab 8/12-9/1 . . . Made 6 rehab starts, 5 in Scranton, one in Reading, combining for 2-1, 3.04 ERA . . . Made 1 relief appearance with the Phillies, 9/1 at HOU, 1st bullpen outing since 5/17/91 vs CHI . . . 9/8 vs NY was his 1st start since going on DL, pitched 5 shutout innings . . . 1993: Went 1-1, 1.96 ERA, 3 BB, 17 SO in 7 spring games, but still began season as Phils 5th starter . . . Made sole relief appearance, 4/9 vs CHI . . . Named NL Pitcher of the Week, 5/24-30, 2-0, 2 CG, 1.50 ERA, 3 BB, 13 SO . . . NL and Phillies Pitcher of the Month for May (led NL with 5-0 mark, 1.45 ERA), becoming 1st Phillie starter to win the award since Shane Rawley, August, 1985 . . . Began season 8-0, best start since Steve Carlton in 1981 . . . Had a streak of 5 straight CG, 5/12-6/5, most since Carlton had 6 straight in 1982 . . . Those 5 CG were all victories, Carlton last did that in 1972 . . . Had a 21.0 walkless inning streak, 5/24-6/5 . . . Became 1st Phillie righty to win 11 games before the All-Star break since Jim Lonborg in 1976 . . . On the DL with a strained rt. groin, 7/28-8/12 . . . Pitched staff-best 3-hitter and struck out career-high 11, 9/3 at CIN . . . Hit in 5 straight games, .500, 1 HR, 6 RBI, 9/3-24 . . . Finished 2nd among NL leaders in winning % (.800), tied for 2nd in CG, tied for 3rd in win streak (8 games), 5th in SO-per-9 IP (7.5), 7th in opponents avg vs him (.233) and in strikeouts and tied for 8th in wins . . . One of 3 Phillies to pitch 200 innings (for 2nd

*(GREENE ... continued)*

time in his career) ... Phillies went 23-7 in his 30 starts; he went 10-0 in 16 games at the Vet ... Hit 2 HR for the 2nd time in his career ... He made 2 starts in the NLCS vs ATL, winning Game 6, 10/13, to clinch the NL Pennant ... He also made one start in the World Series vs Toronto ... 1994: Left 1st start, 4/7 at COL with a stiff right shoulder and was placed on DL with tendinitis ... Made one rehab start for Clearwater (A), 4/21; activated 4/26 ... Made 6 starts before returning to DL, 5/23 with a small tear and debris in his right shoulder ... Had surgery to clean out the shoulder, 5/27 ... Transferred to 60-day DL, 6/1 ... Made one rehab appearance for Scranton (AAA), before starting for the Phillies in the annual Hall of Fame game in Cooperstown, NY, 8/1 vs SEA ... Additionally, made 2 rehab appearances in Reading (AA), the final one, 8/11, the day before the player strike ... Went 2-0 in 4 games at the Vet to extend home unbeaten streak to 14-0 in last 27 Vet games.

**PERSONAL:** Ira Thomas (Tommy) Greene ... Married Lori Kidd (11/4/89); one son, Seth Thomas (8/16/91) ... 1985 graduate of Whiteville (NC) High School where he played baseball, basketball and football ... Donated a minimum of \$100 per strikeout to the March of Dimes in 1994 (\$2,800) and 1995 (\$2,400) ... Hobbies: Golf.

**TOMMY GREENE'S CAREER RECORD**

YEAR	CLUB	W-L	ERA	G	GS	CG	SHO	SV	IP	H	R	ER	BB	SO
1985	Pulaski	2-5	7.64	12	12	1	1	0	50.2	49	45	43	27	32
1986	Sumter	11-7	4.69	28	*28	5	#3	0	174.2	162	95	91	82	169
1987	Greenville	11-8	3.29	23	23	4	2	0	142.1	103	60	52	66	101
1988	Richmond	7-17	4.77	29	29	4	#3	0	177.1	169	98	94	70	130
1989	Richmond	9-12	3.61	26	26	2	1	0	152.0	136	74	61	50	125
	ATLANTA	1-2	4.10	4	4	1	1	0	26.1	22	12	12	6	17
1990	Rich.-SWB	5-8	3.50	19	18	2	0	0	115.2	93	49	45	67	69
	ATLANTA	1-0	8.25	5	2	0	0	0	12.1	14	11	11	9	4
	PHILLIES	2-3	4.15	10	7	0	0	0	39.0	36	20	18	17	17
	ATL-PHI	3-3	5.08	15	9	0	0	0	51.1	50	31	29	26	21
1991	PHILLIES	13-7	3.38	36	27	3	2	0	207.2	177	85	78	66	154
1992	Reading-a	0-0	9.00	1	1	0	0	0	2.0	3	2	2	2	2
	Scranton-a	2-1	2.49	5	5	1	1	0	21.2	15	7	6	4	21
	PHILLIES	3-3	5.32	13	12	0	0	0	64.1	75	39	38	34	39
1993	PHILLIES	16-4	3.42	31	30	7	2	0	200.0	175	84	76	62	167
1994	PHILLIES	2-0	4.54	7	7	0	0	0	35.2	37	20	18	22	28
	Clearwater-a	0-0	0.00	1	1	0	0	0	5.0	2	0	0	1	4
	Scranton-a	0-0	0.00	1	1	0	0	0	4.0	3	1	0	1	6
	Reading-a	1-0	4.35	2	2	0	0	0	10.1	12	5	5	3	12
1995	Clearwater-a	0-3	3.15	3	3	0	0	0	20.0	12	7	7	7	20
	Scranton-a	3-0	2.22	4	4	0	0	0	28.1	18	8	7	6	19
	PHILLIES	0-5	8.29	11	6	0	0	0	33.2	45	32	31	20	24
<b>ML</b>	<b>Totals</b>	<b>38-24</b>	<b>4.10</b>	<b>117</b>	<b>95</b>	<b>11</b>	<b>5</b>	<b>0</b>	<b>619.0</b>	<b>581</b>	<b>303</b>	<b>282</b>	<b>236</b>	<b>450</b>

\* League Leader # Tied for League Lead a- Rehabilitation Assignment

**GREENE'S CAREER TRANSACTIONS**

- Selected by Atlanta Braves in 1st round (14th overall pick) of June, 1985 draft.
- Traded to Philadelphia with Dale Murphy (of) August 3, 1990, for Jeff Parrett (rhp), Jim Vatcher (of) and Victor Rosario (inf).
- On disabled list with tendinitis in right shoulder, May 13-September 1, 1992; included rehabilitation assignments to Scranton, May 29-June 4 and August 12-September 1.
- On disabled list with a strained right groin, July 28-August 12, 1993.
- On disabled list with tendinitis in right shoulder, April 8-26, 1994; included rehabilitation assignment to Clearwater, April 21-26.
- On disabled list with small tear in right rotator cuff, May 23, 1994 through remainder of season; included rehabilitation assignments to Scranton, July 27-August 11 and Reading, August 6-11.
- On disabled list with sore right shoulder, April 19-June 28, 1995; included rehabilitation assignment to Clearwater, June 13-28.
- On disabled list with strained right shoulder, July 13-August 2, 1995; included rehabilitation assignment to Scranton, July 14-August 2.
- On disabled list with inflamed right shoulder, August 28-September 12, 1995; included rehabilitation assignment to Scranton, September 1-11.



## #66 MATT GROTT LHP

B-T: L-L

HT: 6-1; WT: 205

AGE: 28, turns 29 on December 5

BORN: December 5, 1967, Laporte, IN

RESIDES: Glendale, AZ

ML SERVICE: 8 days

HOW OBTAINED: Signed by the Phillies a minor league free agent, November 15, 1995.

**1995 SEASON:** Went 0-0, 3.60 ERA with Reds in spring training . . . Began season with AAA Indianapolis, pitching 3 hitless innings in one game, 5/2, when recalled to Reds . . . Recalled and made ML debut 5/4 vs PHI (.1 IP, 1 H) . . . Made only other ML appearance, 5/6 vs NY (1.1 IP, 5 H, 4 ER, 2 SO), before returning to AAA . . . Finished season 7-3, 4.24 ERA in 25 games, 18 starts, 2 CG, 1 SHO and 2 saves . . . Struck out 74, most since 1991 and walked just 24.

**CAREER:** Seven-year pro . . . **1989:** Signed by OAK as an amateur free agent, 7/28 . . . Walked just 9 and struck out 44 in 9 games for Scottsdale . . . **1990:** Began season with Madison, 2-0, 0.36 ERA in 22 relief appearances, earning promotion to Modesto . . . Went 2-0 in 12 games before 2nd promotion to AA Huntsville . . . Combined for 4-0 record with 1.54 ERA in 44 games, 17 saves and 76 strikeouts at 3 stops . . . **1991:** Was 2-9, 5.15 ERA in 42 games at Huntsville when traded to MTL, 7/31 . . . Assigned to AA Harrisburg where he appeared in 10 games, striking out 16 batters in 15.1 innings . . . Selected by CIN in minor league Rule V draft, 12/9 . . . **1992:** Was limited to just 32 relief appearances due to 2 stints on the DL (6/26-7/15 and 7/28-8/29) with a number of nagging arm and shoulder problems . . . **1993:** First season at AAA, went 7-5 in 33 games for Indianapolis . . . **1994:** Led American Association with 2.55 ERA in 2nd year with Indianapolis . . . Tied for 2nd most wins (10) on club . . . Pitched in 26 games, including 16 starts and 2 complete games . . . Pitched for champion Peoria in Arizona Fall League

**PERSONAL:** Matthew Allen Grott . . . Married Michelle Reeves; two sons, Austin (7/18/90) and Connor (7/14/94) . . . 1986 graduate of Apollo High School (AZ) . . . Attended Phoenix College (AZ) . . . Participated in 1985 National Sports Festival.

### MATT GROTT'S CAREER RECORD

YEAR	CLUB	W-L	ERA	G	GS	CG	SHO	SV	IP	H	R	ER	BB	SO
1989	Scottsdale	3-1	2.31	9	5	0	0	0	35.0	29	10	9	9	44
1990	Madison	2-0	0.36	22	0	0	0	12	25.0	15	5	1	14	36
	Modesto	2-0	2.04	12	0	0	0	4	17.2	10	7	4	14	28
	Huntsville	0-0	2.87	10	0	0	0	1	15.2	8	5	5	10	12
1991	Huntsville	2-9	5.15	42	0	0	0	3	57.2	65	40	33	37	65
	Harrisburg	2-1	4.70	10	1	0	0	1	15.1	14	8	8	8	16
1992	Chattanooga	1-2	2.68	32	0	0	0	6	40.1	39	16	12	25	44
1993	Indianapolis	7-5	3.59	33	9	0	0	1	100.1	88	45	40	40	73
1994	Indianapolis	10-3	2.55	26	16	2	1	1	116.1	106	44	33	32	64
1995	CINCINNATI	0-0	21.60	2	0	0	0	0	1.2	6	4	4	0	2
	Indianapolis	7-3	4.24	25	18	2	1	2	114.2	99	61	54	24	74
ML	Totals	0-0	21.60	2	0	0	0	0	1.2	6	4	4	0	2

### GROTT'S CAREER TRANSACTIONS

- Signed by Oakland A's as an amateur free agent, July 28, 1989.
- Traded to Montreal Expos with Russ Cormier (lhp), July 31, 1991, for Ron Darling (rhp).
- Selected by Cincinnati Reds in annual minor league draft, December 9, 1991.
- Signed by Philadelphia as a minor league free agent, November 15, 1995.



## #81 RICH HUNTER RHP

B-T: R-R

HT: 6-1; WT: 185

AGE: 21, turns 22 on September 25

BORN: September 25, 1974, Pasadena, CA

RESIDES: Temecula, CA

HOW OBTAINED: Phillies 14th pick in June, 1993 draft.

**1995 SEASON:** Winner of Paul Owens Award for best pitcher in Phillies minor league system ... Pitched for Piedmont, Clearwater and Reading, combining for 19 wins to lead all minor league pitchers ... Phillies minor league Pitcher of the Month for April, 4-1, 3.82 ERA ... Threw a 2-hitter, 5/3 vs Hagerstown and a 3-hitter, 5/14 vs Greensboro ... South Atlantic League Pitcher of the Week, 5/14-20 ... SAL All-Star ... Promoted to Clearwater, 6/29, where he went 6-0, 2.93 ERA ... Promoted again, to AA Reading, 8/16 ... Won 1st AA game, 8/20 vs New Haven ... Longest outing was 8.0 innings, 8/30 at Bowie, 10-1 playoff clinching win ... Had season-high 10 strikeouts, 9/11 vs New Haven in Game 3 of playoffs for Eastern League Championship ... Finished tied for 10th among all minor league pitchers with 184.1 innings ... Ranked 3rd in Phillies minor leagues with 2.73 ERA and 143 strikeouts.

**CAREER:** Three-year pro ... **1993:** Phillies 14th pick in June draft ... Began pro career at Martinsville ... **1994:** Spent 2nd consecutive pro season at Martinsville.

**PERSONAL:** Richard Thomas Hunter ... Single ... 1992 graduate of Linfield High School (CA), where he was first-team All-State.

### RICH HUNTER'S CAREER RECORD

YEAR	CLUB	W-L	ERA	G	GS	CG	SHO	SV	IP	H	R	ER	BB	SO
1993	Martinsville	0-6	9.55	13	9	0	0	0	49.0	82	61	52	27	36
1994	Martinsville	3-2	4.50	18	0	0	0	5	38.0	31	19	19	9	39
1995	Piedmont	10-2	2.77	15	15	3	2	0	104.0	79	37	32	19	80
	Clearwater	6-0	2.93	9	9	0	0	0	58.1	62	23	19	7	46
	Reading	3-0	2.05	3	3	0	0	0	22.0	14	6	5	6	17

### HUNTER'S CAREER TRANSACTIONS

- Selected by Philadelphia in 14th round of June, 1993 draft.



## #9 PETE INCAVIGLIA OF

B-T: R-R

HT: 6-1; WT: 230

AGE: 31, turns 32 April 2

BORN: April 2, 1964, Pebble Beach, CA

RESIDES: Colleyville, TX

ML SERVICE: 8 years, 131 days

HOW OBTAINED: Signed by Phillies as a free agent to a triple-A contract 12/13/95. Invited to spring training as a non-roster player.

**1995 SEASON:** Signed a one-year contract with the Chiba Lotte Marines of the Japanese Baseball League ... Nagging injuries limited him to just 71 games ... Hit 10 HR with 31 RBI and 23 walks ... Made just one error ... Signed by Phillies as a free agent, 12/13.

**CAREER:** 10-year pro ... **1985:** Selected by MTL in 1st round (8th pick overall) of June draft ... Traded to TEX, 11/2 ... **1986:** Became just the 5th non-pitcher and 14th player since the start of the draft in 1965 to go directly to the majors ... Tied Rangers club mark for HR (30) and led team with 88 RBI ... Named to All-Rookie team by TOPPS and Baseball Digest ... **1987:** Hit career-best .271 ... Finished 2nd on club in runs with a career-best 85 and 3rd in HR (27) ... **1988:** Finished 2nd on the club in HR (22) despite missing 45 games with injuries ... **1989:** Became 1st Ranger ever to reach 20-HR mark in 4 straight seasons ... Rangers' Player of the Month for July (7 HR, 25 RBI in 20 games) ... Had career-best 27 doubles ... Became 49th player in ML history to reach 100 HR in 1st 4 seasons ... **1990:** Reached 20-HR mark for 5th straight season ... Appeared in 153 games, tying his career-high ... Had 6th and 7th career 2-HR games, 6/7 vs BOS and 9/7 vs KC ... Had three 5-RBI games ... Tied for 5th in NL with 12 outfield assists ... Ended Rangers career ranked 2nd all-time in HR (124) and 7th in RBI (388) ... **1991:** Began season with TEX, but was released on the eve of Opening Day ... Signed by DET as a free agent, 4/7 ... Two stints on the DL limited him to a career-low 97 games ... Hit 4th career grand slam, 5/20 vs BAL ... Went 2-for-2 with a double and 3-run HR off Roger Clemens after fanning in his 1st 9 career AB vs him ... **1992:** Signed by HOU to a minor league contract and made the big club out of spring training ... Had career-high 7 RBI and his 8th 2 HR game, 6/14 vs SF ... Tied for club lead with 8 OF assists, despite playing in just 98 games ... Hit 2-run HR off the digital clock on the 400-level in LF at the Vet, 8/22 ... Signed as a free agent to a 2-year contract by PHI, 12/8 ... **1993:** Hit 24 HR with a career-high 89 RBI in just 368 AB while in a platoon role with Milt Thompson in LF ... Had 86 starts (80 in LF, 6 in RF) ... Had career-high 11-game hit streak, 8/17-9/3, .474 (18-38), 3 HR, 11 RBI ... Had three 2-HR games and 10 games with 3 or more RBI ... Hit 5th career grand slam, 5/20 vs MTL ... Hit 39th ball ever to reach LF upper deck at the Vet, 7/31 vs PIT ... Led club in slugging (.530) and hit .304 with runners in scoring position ... Homered in Game #1 of the NLCS vs ATL ... **1994:** Started 56 games, all in LF ... Homered in 4 straight games, 5/22-25 ... 481-ft blast on 5/10 at ATL was NL's longest HR in '94 and Phils lone grand slam (6th of career) ... Collected 7 HR and 13 RBI during an 11-game stretch, 5/8-25.

**PERSONAL:** Peter Joseph Incaaviglia ... Married Lori Johnson; one daughter, Renee (6/21/87) and one son, Nicholas (5/24/89) ... 1982 graduate of Monterey High School (CA), where he played football and baseball ... California State Player of the Year 3 times in baseball ... Attended Oklahoma State where he set NCAA marks with 100 career HR and a .951 slugging pct. ... College Player of the Year in '85 after setting NCAA season records for HR (48), RBI (143), total bases (285), and slugging pct. (1.140) in just 75 games ... Hobbies: Golf and weightlifting.

### PETE INCAVIGLIA'S CAREER RECORD

YEAR CLUB	AVG.	G	AB	R	H	2B	3B	HR	RBI	BB	SO	SB	CS
1986 TEXAS	.250	153	540	82	135	21	2	30	88	55	*185	3	2
1987 TEXAS	.271	139	509	85	138	26	4	27	80	48	168	9	3
1988 TEXAS	.249	116	418	59	104	19	3	22	54	39	#153	6	4
1989 TEXAS	.236	133	453	48	107	27	4	21	81	32	136	5	7
1990 TEXAS	.233	153	529	59	123	27	0	24	85	45	146	3	4
1991 DETROIT	.214	97	337	38	72	12	1	11	38	36	92	1	3
1992 HOUSTON	.266	113	349	31	93	22	1	11	44	25	99	2	2
1993 PHILLIES	.274	116	368	60	101	16	3	24	89	21	82	1	1
1994 PHILLIES	.230	80	244	28	56	10	1	13	32	16	71	1	0
1995 Chiba Lotte	.181	71	243	25	44	5	0	10	31	23	74	1	0
AL Totals	.244	791	2786	371	679	132	14	135	426	255	880	27	23
NL Totals	.260	309	961	119	250	48	5	48	165	62	252	4	3
ML Totals	.248	1100	3747	490	929	180	19	183	591	317	1132	31	26

\* League Leader # Tied for League Lead

### LEAGUE CHAMPIONSHIP SERIES RECORD

YEAR CLUB,OPP	AVG.	G	AB	R	H	2B	3B	HR	RBI	BB	SO	SB	CS
1993 PHI,ATL	.167	3	12	2	2	0	0	1	1	0	3	0	0

### WORLD SERIES RECORD

YEAR CLUB,OPP	AVG.	G	AB	R	H	2B	3B	HR	RBI	BB	SO	SB	CS
1993 PHI,TOR	.125	4	8	0	1	0	0	0	1	0	4	0	0

## INCAVIGLIA'S CAREER TRANSACTIONS

- Selected by San Francisco Giants in 10th round of June, 1982 draft.
- Selected by Montreal Expos in 1st round (8th overall pick) of June, 1985 draft.
- Traded to Texas Rangers November 2, 1985, for Bob Sebrá (rhp) and Jim Anderson (inf).
- On disabled list with sprained neck, June 15-30, 1989.
- Signed by Detroit Tigers April 7, 1991, as a free agent.
- On disabled list with chest wall strain, June 11-July 5, 1991.
- On disabled list with sprained wrist, July 22-August 11, 1991.
- Signed by Tucson as a free agent, January 23, 1992.
- Signed by Philadelphia as a free agent, December 8, 1992.
- Signed by Chiba Lotte Marines of Japanese League, November 13, 1994.
- Signed by Philadelphia as a free agent, December 13, 1995.

## INCAVIGLIA'S GAME HIGHS

**HITS:** 4 (5 times), last: at COL, 5/30/93 ... **RUNS:** 4, vs KC, 8/25/87 ... **DOUBLES:** 2 (9 times), last: vs COL, 6/5/92 ... **TRIPLES:** 1 ... **HOME RUNS:** 2 (11 times), last: vs CIN, 8/28/93 ... **RBI:** 7, vs SF, 6/14/92 ... **STOLEN BASES:** 1 ... **HITTING STREAK:** 11 games, 1993 ... **GRAND SLAMS:** 5, last: vs MTL, 5/20/93.



**#43**      **DAVE LEIPER**      **LHP**  
(pronounced LEE-pur)

**B-T:** L-L

**HT:** 6-1; **WT:** 175

**AGE:** 33, turns 34 on June 18

**BORN:** June 18, 1962, Whittier, CA

**RESIDES:** Scottsdale, AZ

**ML SERVICE:** 4 years, 152 days

**HOW OBTAINED:** Signed by Phillies as a free agent to a triple-A contract, 1/9/96. Invited to spring training as a non-roster player.

**1995 SEASON:** Began season with A's, where he went 1-1, 3.57 ERA in 24 appearances ... Made 2 appearances for AAA Edmonton when traded to Expos, 7/24 for Kevin Northrup (of) ... Joined AAA Ottawa on 7/27 ... Allowed 1 hit in 3.0 innings (2 games) before contract was purchased by Expos, 7/30 ... Made 1st NL appearance since 8/9/89 with SD on 7/30 vs COL ... Earned 1st NL save since 1988 with SD on 8/10 at HOU (struck out John Cangelosi) ... 2nd save came 8/12 at PHI (struck out Mark Whiten) ... Held lefties to a .172 (5-29) average against him ... Held all opponents to a .200 average ... Went 2-for-3 in save opportunities and allowed 4 of 13 inherited runners to score.

**CAREER:** 14-year pro ... **1981:** Selected by Rangers in 2nd round of January draft, but did not sign ... Selected by Giants in secondary phase of June draft, but did not sign ... **1982:** Selected by A's in 1st round (secondary phase) of January draft ... Ranked 2nd in Pioneer League in wins (9) and strikeouts (77) ... **1983:** In starting rotation for Madison (A), made career-high 15 starts ... **1984:** In 1st season out of bullpen, vaulted through A's system ... Did not allow a run in 1st 29.1 innings at Modesto ... Went 5-0, 7 saves when made big jump to AAA Tacoma, 6/18 ... Made 28 appearances at Tacoma, leading club with 11 saves ... Made final jump in ML debut, 9/2 vs DET ... Earned 1st ML win with a shutout inning, 9/26 vs TEX ... **1985:** Opened the year on A's 40-man roster, but tender elbow bothered him all season ... Began season at Tacoma, but ended up back at Modesto ... **1986:** Split season between Tacoma and Oakland ... Earned 1st ML save for A's ... **1987:** Began season with Tacoma ... After 5 appearances, was promoted to A's ... Had

career-high 7 strikeouts, 5/25 vs BAL . . . Pitched a career-best 6.1 innings, 8/3 vs SEA . . . Traded to SD with Rob Nelson for Storm Davis, 8/31 . . . Earned 1st NL win, 9/19 at HOU and 1st NL save, 9/23 at CIN . . . **1988:** Began season on DL with tendinitis in left elbow . . . Activated 4/18, but made only 4 appearances before returning to DL with same problem, 5/3 . . . Activated 5/23 . . . Picked up win in extra-inning game, 8/10; also had 1st professional at-bat resulting in RBI single . . . Allowed just one HR in 54.0 innings and none in final 37.2 innings . . . **1989:** On the DL, 6/14-7/15 with a sore left elbow . . . Made 11 rehab appearances at Las Vegas . . . Became a 6-year minor league free agent following season . . . **1990:** Signed a minor league contract with A's, 2/3 . . . Suffered from heart spasms in camp and was later diagnosed with Wolfe-Parkinson-White syndrome, in which electronic circuits of the heart are impaired, causing a rapid heart beat . . . Had surgery Friday, 4/13 . . . Was pitching for Tacoma by August . . . **1991:** Signed a minor league contract with Angels, 2/13 . . . Made 13 appearances at Edmonton before going on DL (5/26-7/15) with bone chips in left elbow . . . Had arthroscopic surgery on elbow . . . Released by Edmonton 7/15 . . . Signed a minor league contract with Brewers, 12/13 . . . **1992:** Spent 5 days in camp, before leaving for additional surgery . . . Had tendon from right wrist transplanted into left elbow, missed entire season . . . **1993:** Signed a minor league contract with Pirates, 7/2 . . . On Buffalo DL 7/2-8/5 . . . Made Appearances in 7 games for (Rookie) Bradenton and 8 games for (AA) Carolina . . . Signed a minor league contract with A's, 11/21 . . . **1994:** Began season with Tacoma . . . After going 1-1, 2.05 ERA with 4 saves in 17 games, promoted to A's, 6/5 . . . Made 1st appearance in majors since 8/8/89 with SD on 6/5 vs CLE . . . Allowed just 1 run in 1st 21 appearances (16.0 IP) . . . Earned 1st ML save since 8/1/88 on 6/16 at TEX, retiring the last 3 hitters . . . Allowed 1st 3 inherited runners to score, but allowed just 4 of next 22 to cross plate . . . Held opponents to .206 average (lefties: .176).

**PERSONAL:** David Paul Leiper . . . Married Veronica Shute (11/5/83); one son, Justin (3/10/88); one daughter, Chelsea (3/25/92) . . . 1980 graduate of Lowell High School (CA) . . . Attended Fullerton College . . . Brother, Tim plays in the Detroit Tigers organization . . . Hobbies: Bicycling and stamp collecting.

### DAVE LEIPER'S CAREER RECORD

YEAR	CLUB	W-L	ERA	G	GS	CG	SHO	SV	IP	H	R	ER	BB	SO
1982	Idaho Falls	9-3	4.11	14	13	4	1	0	85.1	94	49	39	27	77
1983	Madison	5-4	3.74	16	15	0	0	0	79.1	89	43	33	37	60
1984	Modesto	5-0	0.25	19	0	0	0	7	35.1	12	2	1	14	30
	Tacoma	2-3	3.03	28	0	0	0	11	32.2	33	11	11	14	13
	OAKLAND	1-0	9.00	8	0	0	0	0	7.0	12	7	7	5	3
1985	Tacoma	0-1	5.40	15	0	0	0	2	23.1	29	16	14	12	7
	Modesto	1-0	7.80	21	0	0	0	1	30.0	53	31	26	19	24
1986	Tacoma	2-1	4.85	20	0	0	0	2	26.0	30	17	14	9	13
	OAKLAND	2-2	4.83	33	0	0	0	1	31.2	28	17	17	18	15
1987	Tacoma	0-0	0.00	5	0	0	0	2	9.0	3	0	0	1	6
	OAKLAND	2-1	3.78	45	0	0	0	1	52.1	49	28	22	18	33
	SAN DIEGO	1-0	4.50	12	0	0	0	1	16.0	16	8	8	5	10
1988	SAN DIEGO	3-0	2.17	35	0	0	0	1	54.0	45	19	13	14	33
1989	SAN DIEGO	0-1	5.02	22	0	0	0	0	28.2	40	19	16	20	7
	Las Vegas-a	2-2	5.85	11	0	0	0	3	20.0	23	15	13	10	12
1990	Tacoma	0-1	5.82	6	0	0	0	2	17.0	19	12	11	9	8
	Modesto	1-0	0.00	3	1	0	0	0	9.0	2	1	0	1	6
1991	Edmonton	1-0	7.64	13	0	0	0	1	17.2	30	15	15	5	8
1992									Injured - Did Not Play					
1993	Bradenton	0-0	1.68	7	4	0	0	0	21.1	17	4	4	0	24
	Carolina	2-1	1.48	8	4	2	1	0	30.1	28	6	5	5	16
1994	Tacoma	1-1	2.05	17	0	0	0	4	26.1	25	8	6	8	24
	OAKLAND	0-0	1.93	26	0	0	0	1	18.2	13	4	4	6	14
1995	OAKLAND	1-1	3.57	24	0	0	0	0	22.2	23	10	9	13	10
	Edmonton	1-0	13.50	2	0	0	0	0	1.1	4	2	2	2	1
	Ottawa	0-0	0.00	2	0	0	0	0	3.0	0	0	0	1	2
	MONTREAL	0-2	2.86	26	0	0	0	2	22.0	16	8	7	6	12
<b>AL</b>	<b>Totals</b>	<b>6-4</b>	<b>4.91</b>	<b>136</b>	<b>0</b>	<b>0</b>	<b>0</b>	<b>3</b>	<b>132.1</b>	<b>125</b>	<b>66</b>	<b>59</b>	<b>60</b>	<b>75</b>
<b>NL</b>	<b>Totals</b>	<b>4-3</b>	<b>3.28</b>	<b>95</b>	<b>0</b>	<b>0</b>	<b>0</b>	<b>4</b>	<b>120.2</b>	<b>117</b>	<b>54</b>	<b>44</b>	<b>45</b>	<b>62</b>
<b>ML</b>	<b>Totals</b>	<b>10-7</b>	<b>3.68</b>	<b>231</b>	<b>0</b>	<b>0</b>	<b>0</b>	<b>7</b>	<b>253.0</b>	<b>242</b>	<b>120</b>	<b>103</b>	<b>105</b>	<b>137</b>

a- Rehabilitation Assignment

## *LEIPER'S CAREER TRANSACTIONS*

- Selected by Texas Rangers in 2nd round of January, 1981 draft, but did not sign.
- Selected by San Francisco Giants in secondary phase of June, 1981 draft, but did not sign.
- Selected by Oakland A's in 1st round (secondary phase) of January, 1982 draft.
- Traded to San Diego Padres with Rob Nelson (1b) as the players to be named later, August 31, 1987, for Storm Davis (rhp).
- On disabled list with tendinitis in left elbow, March 27-April 18, 1988.
- On disabled list with tendinitis in left elbow, May 3-23, 1988.
- On disabled list with a sore left elbow, June 14-July 15, 1989; included rehabilitation assignment to Las Vegas, June 27-July 15.
- Signed by Oakland A's as a free agent, February 3, 1990.
- On disabled list with Wolfe-Parkinson-White syndrome, April 13-August 20, 1990.
- Signed by California Angels as a free agent, February 13, 1991.
- Signed by Milwaukee Brewers as a free agent, December 13, 1991.
- Signed by Pittsburgh Pirates as a free agent, July 2, 1993.
- Signed by Oakland A's as an amateur free agent, November 21, 1993.
- Traded to Montréal Expos, July 24, 1995, for Kevin Northrup (of).
- Signed by Philadelphia as a free agent, January 9, 1996.



### *#80 CARLTON LOEWER RHP*

**B-T: S-R**

**HT: 6-6; WT: 220**

**AGE: 22, turns 23 on September 24**

**BORN: September 24, 1973, Lafayette, LA**

**RESIDES: Eunice, LA**

**HOW OBTAINED: Phillies 1st pick (23rd overall) in June, 1994 draft.**

**1995 SEASON:** Pitched for Clearwater and Reading in 1st pro season . . . One of Clearwater's most consistent starters, going 7-5, 3.30 ERA . . . Threw only complete game, 6/5 at Brevard, game 1 (6.0 IP) . . . Promoted to Reading, 7/27. . . Struck out season-high 8, 8/13 at Binghamton . . . Pitched season-best 8.0 innings twice, 8/7 at Canton and 9/2 vs Portland . . . Lost his only start in Reading's post-season . . . Ranked 4th in Phillies minor leagues with 2.95 ERA.

**PERSONAL:** Carlton E. Loewer . . . Single . . . 1991 graduate of St. Edmund High School (LA) . . . Attended Mississippi State University . . . Ranked 2nd by Baseball America as college pitcher with best breaking pitch and the number one player in the deep south . . . Went 3-3, 3.21 ERA in 1993 for the USA Baseball Team.

### *CARLTON LOEWER'S CAREER RECORD*

YEAR	CLUB	W-L	ERA	G	GS	CG	SHO	SV	IP	H	R	ER	BB	SO
1995	Clearwater	7-5	3.30	20	20	1	0	0	114.2	124	59	42	36	83
	Reading	4-1	2.16	8	8	0	0	0	50.0	42	17	12	31	35

### *LOEWER'S CAREER TRANSACTIONS*

- Selected by Philadelphia in 1st round (23rd overall pick) of June, 1994 draft.



**#64 FRED McNAIR 1B**

**B-T:** R-R  
**HT:** 6-4; **WT:** 210  
**AGE:** 26  
**BORN:** January 31, 1970, Cochran, GA  
**RESIDES:** Mesa, AZ  
**HOW OBTAINED:** Acquired from Seattle, 9/6/94 to complete the Shawn Boskie trade. Invited to spring training as a non-roster player.

**1995 SEASON:** Led Eastern League in HR (23) in 108 games for Reading . . . HR total led all Phillies minor leaguers and was 4th in all double-A baseball . . . .511 slugging pct. was 3rd in EL and 9th in double-A . . . Had 2 hits in an inning, 5/13 vs Bowie . . . Reached base 12 straight times, 5/30-6/2 (9 H, 2 HR, 3 BB) . . . Selected EL Player of the Week, 5/29-6/4 . . . Had 12-game hit streak, 7/3-16, .360 (18-50), 6 HR and 16 RBI . . . Had 2 HR and 6 RBI, 7/14 at Canton . . . Had 7 HR and 17 RBI in 16-game span, 7/4-21.

**CAREER:** Seven-year pro . . . **1989:** Selected by SEA in 10th round of June draft . . . Named club MVP in 1st pro season with Tempe, leading club in HR (4) while playing shortstop and outfield . . . Named 8th-best prospect in Gulf Coast/Arizona League by Baseball America . . . **1990:** Appeared in 50 games for Bellingham . . . Stole 7 bases in 10 attempts . . . **1991:** Missed entire season with injured right shoulder (underwent surgery) . . . **1992:** Came back as a 1st baseman for Bellingham, hitting a career-best .329, 3rd in Northwest League . . . Ranked in top 5 in hits, total bases, slugging and RBI . . . Led 1st baseman in putouts, double plays and total chances . . . Was 5-5, 6/27 vs Yakima . . . NWL Player of the Month for July . . . NWL All-Star . . . Named club's MVP . . . **1993:** Led California League 1st basemen in putouts and total chances while at Riverside . . . Had 4 HR and 13 RBI in a 6-game span in June . . . **1994:** Hit .302 in 60 games at Appleton with 7 steals in 7 attempts . . . Saw duty at Jacksonville, appearing in 57 games . . . Had a combined 26 doubles, 13 HR and 70 RBI in 117 games . . . Sent to PHI on 9/6 to complete Shawn Boskie trade . . . Played in Phillies Florida Instructional League.

**PERSONAL:** Frederick Andre McNair . . . Married, wife's name Carol; one daughter, Kiana (9/18/93) . . . 1989 graduate of Bleckley County High School (GA), where he played football, basketball and baseball.

**FRED MCNAIR'S CAREER RECORD**

YEAR	CLUB	AVG.	G	AB	R	H	2B	3B	HR	RBI	BB	SO	SB	CS
1989	AZL Mariners	.282	36	142	24	40	6	2	4	18	7	38	4	2
1990	Bellingham	.205	50	176	16	36	8	0	3	17	15	55	7	3
1991														
(Injured - Did Not Play)														
1992	Bellingham	.329	69	255	41	84	9	2	8	54	21	69	13	10
1993	Riverside	.270	112	400	70	108	21	1	14	65	41	91	6	7
1994	Appleton	.302	60	222	34	67	15	3	9	49	11	48	7	0
	Jacksonville	.220	57	200	17	44	11	0	4	21	12	47	3	1
1995	Scranton	.240	9	25	1	6	1	0	0	2	3	6	0	0
	Reading	.271	108	395	64	107	24	1	23	68	38	86	3	2

**McNAIR'S CAREER TRANSACTIONS**

- Selected by Seattle Mariners in 10th round of June, 1989 draft.
- Traded to Philadelphia, September 7, 1994, to complete trade for Shawn Boskie (rhp), July 21.

**#68 SCOTT ROLEN 3B**

B-T: R-R  
 HT: 6-4; WT: 195  
 AGE: 20, turns 21 April 4  
 BORN: April 4, 1975, Evansville, IN  
 RESIDES: Jasper, IN  
 HOW OBTAINED: Phillies 2nd pick in the 1993 June draft.

**1995 SEASON:** Started year with Clearwater, but began season on DL after fracturing the hook of the hamate bone in his left hand . . . Underwent surgery to remove the hook, 4/20 . . . Reinstated from DL and started a doubleheader at Brevard County, 6/5; had 2 HR and 4 RBI in game 2 . . . Had 6-game hit streak, 6/5-10, .391 (9-23), 4 RBI . . . Hit GW, 10th-inning HR vs Brevard County . . . Had 7-game hit streak, 6/27-7/3, .387 (12-31), 2 HR . . . Hit grand slam, 8/13 vs Dunedin . . . Promoted to AA Reading, 8/15 . . . At Reading, hit .289 with 3 HR and 15 RBI in 20 games . . . Appeared in all 8 of Reading's post-season games.

**CAREER:** Three-year pro . . . **1993:** Selected by Phillies in 2nd round of June draft . . . Hit .313 in 25 games at Martinsville . . . **1994:** South Atlantic League All-Star (post-season) at Spartanburg . . . Voted team MVP after leading club in games (138), hitting (.294) doubles (34), RBI (72) and finishing 2nd in HR (14) . . . Led SAL in games and SAL 3rd basemen in double plays.

**PERSONAL:** Scott Bruce Rolen . . . Single . . . 1993 graduate of Jasper High School (IN), where he played baseball and basketball . . . Won "Mr. Baseball" award given to the top high school player in Indiana . . . Received basketball scholarship offers from several colleges, including Oklahoma State and Georgia . . . Hobbies: Basketball, golf, tennis and playing guitar.

**SCOTT ROLEN'S CAREER RECORD**

YEAR	CLUB	AVG.	G	AB	R	H	2B	3B	HR	RBI	BB	SO	SB	CS
1993	Martinsville	.313	25	80	8	25	5	0	0	12	10	15	3	4
1994	Spartanburg	.294	138	513	83	151	34	5	14	72	55	90	6	8
1995	Clearwater	.290	66	238	45	69	13	2	10	39	37	46	4	0
	Reading	.289	20	76	16	22	3	0	3	15	7	14	1	0

**ROLEN'S CAREER TRANSACTONS**

- Selected by Philadelphia in 2nd round of June, 1993 draft.

**#13 MIKE WALKER RHP**

B-T: R-R  
 HT: 6-1; WT: 205  
 AGE: 29, turns 30 on October 4  
 BORN: October 4, 1966, Chicago, IL  
 RESIDES: Brooksville, FL  
 ML SERVICE: 1 year, 92 days  
 HOW OBTAINED: Signed by Phillies as a free agent to a triple-A contract, 1/19/96. Invited to spring training as a non-roster player.

**1995 SEASON:** Began season with Cubs . . . Winning pitcher in franchise's 9,000th win, 5/21 at LA (2-1); his 1st NL victory . . . Threw season-high 2.2 innings, 5/28 vs FLA . . . Picked up 1st ML save, 7/6 at NY . . . Outrighted to Iowa, 7/28, appearing in 16 games (1 start) . . . Returned to Cubs 9/6, appearing in 7 more games.

**CAREER:** 10-year pro ... **1984:** Selected by Expos in 14th round of June draft, but did not sign ... **1985:** Selected by Expos in 1st round of secondary phase of January draft, but did not sign ... **1986:** Selected by Indians in 2nd round of January draft ... **1987:** Led Midwest League with 8 complete games at Waterloo; ranked 8th in strikeouts (144) ... Ranked 3rd among MWL starters with 8.9 SO per 9 IP ... Earned promotion to Kinston (A), 8/9 ... **1988:** Led Eastern League with career-high 15 wins, 144 strikeouts and 164.1 innings for Williamsport; tied for lead with 27 starts ... Recalled by CLE in September ... Made ML debut, 9/9 at BOS (2.1 IP) ... Lost in his 1st ML start, 9/15 at TOR (3-0) ... **1989:** Tied for Pacific Coast League with 28 starts for Colorado Springs ... Led club in innings (168.0) and strikeouts (97) ... **1990:** Began season at AAA Colorado Springs ... Sent to AA Canton-Akron, 7/1, where he made one start (7.0 shutout innings) before promotion to CLE, 7/5 ... Moved into starting rotation, 7/21-9/8 ... Earned 1st ML win, 5-2, 8/10 vs DET (8.1 IP, 1 ER) ... Earned other win, 9/20 at NY in relief (5.1 IP, 3 H) ... Struck out career-high 6, 8/24 at BAL ... **1991:** In 1st season pitching mainly out of bullpen, spent majority with Canton-Akron ... Appeared in 5 games for CLE, 5/22-6/15 ... Released by CLE, 11/27; signed by DET, 12/4 ... **1992:** Spent entire season pitching for AAA Toledo ... **1993:** Signed by CLE as a free agent, 2/8 ... Released, 3/30; signed by Cubs, 6/22 ... Split remainder of season between AA Orlando and AAA Iowa ... **1994:** Led Cubs organization with 56 games ... Finished 3rd in American Association with 37 games finished; tied for 3rd in appearances ... Allowed just 2 HR all season, 87.1 innings.

**PERSONAL:** Michael Charles Walker ... Married Justine Esposito; three children, Jessica, Michael, Jr. and Jordan ... 1984 graduate of Hernando High School (FL) ... Attended Seminole Community College (FL).

### MIKE WALKER'S CAREER RECORD

YEAR	CLUB	W-L	ERA	G	GS	CG	SHO	SV	IP	H	R	ER	BB	SO
1986	Burlington	4-6	5.89	14	13	1	0	0	70.1	75	65	46	45	42
1987	Waterloo	11-7	3.59	23	23	8	1	0	145.1	133	74	58	68	144
	Kinston	3-0	2.61	3	3	0	0	0	20.2	17	7	6	14	19
1988	Williamsport	*15-7	3.72	28	#27	3	0	0	*164.1	162	82	68	74*	144
	CLEVELAND	0-1	7.27	3	1	0	0	0	8.2	8	7	7	10	7
1989	Colorado Springs	6-15	5.79	28	#28	4	0	0	168.0	193	124	108	93	97
1990	Colorado Springs	2-7	5.58	18	12	0	0	1	79.0	96	62	49	36	50
	Canton-Akron	1-0	0.00	1	1	0	0	0	7.0	4	0	0	4	3
	CLEVELAND	2-6	4.88	18	11	0	0	0	75.2	82	49	41	42	34
1991	Canton-Akron	9-4	2.79	45	1	0	0	11	77.1	68	38	24	45	42
	CLEVELAND	0-1	2.08	5	0	0	0	0	4.1	6	1	1	2	2
1992	Toledo	2-8	5.83	42	1	0	0	4	78.2	102	62	51	44	44
1993	Orlando	2-3	7.31	16	2	0	0	1	28.1	42	26	23	9	21
	Iowa	1-1	2.70	12	0	0	0	0	23.1	22	8	7	9	11
1994	Iowa	6-2	2.99	56	0	0	0	8	87.1	80	33	29	34	56
1995	Iowa	1-1	4.10	16	1	0	0	0	28.1	22	13	12	19	13
	CHICAGO (NL)	1-3	3.22	42	0	0	0	1	44.2	45	22	16	24	20
AL	Totals	2-8	4.97	26	12	0	0	0	85.2	96	57	49	54	43
NL	Totals	1-3	3.22	42	0	0	0	1	44.2	45	22	16	24	20
ML	Totals	3-11	4.39	68	12	0	0	1	133.1	141	79	65	78	63

\* League Leader # Tied for League Lead

### WALKER'S CAREER TRANSACTIONS

- Selected by Montreal Expos in 14th round of June, 1984 draft, but did not sign.
- Selected by Montreal Expos in 1st round, secondary phase, of January, 1985 draft, but did not sign.
- Selected by Cleveland Indians in 2nd round of January, 1986 draft.
- Signed by Detroit Tigers as a free agent, December 24, 1991.
- Signed by Cleveland Indians as a free agent, February 8, 1993.
- Signed by Chicago Cubs as a free agent, June 22, 1993.
- Signed by Philadelphia as a free agent, January, 19, 1996.



**#62 SCOTT WIEGANDT LHP**  
*(pronounced WE-gant)*

B-T: L-L

HT: 5-11; WT: 180

AGE: 28, turns 29 on December 9

BORN: December 9, 1967, Louisville, KY

RESIDES: Louisville, KY

HOW OBTAINED: Phillies 45th pick in June, 1989 draft.

**1995 SEASON:** First full season at AAA Scranton . . . Appeared in 47 games in relief, earning his first 2 saves since 1992 . . . Earned 1st AAA save, 4/21 at Columbus; 2nd on 7/10 at Syracuse . . . Threw a season-high 3.0 innings, 5/24 vs Pawtucket and 8/15 vs Richmond . . . Only victory came 8/6 at Richmond . . . Did not allow a home run all season . . . Held lefties to a .152 average.

**CAREER:** Seven-year pro . . . **1989:** Phillies 45th pick in June draft . . . Spent 1st year in pro ball as a starter for Martinsville . . . **1990:** Struck out a career-high 69 and threw a career-high 94.0 innings combined at Spartanburg and Clearwater . . . Pitched mainly in relief, but made 4 starts for Clearwater (last career starts) . . . Saved a career-best 4 games for Clearwater; combined for 6 saves with Spartanburg . . . **1991:** Threw in a career-high 60 games combined for Clearwater and Reading . . . **1992:** Won a career-high 6 games at AA Reading . . . Earned promotion to AAA Scranton, appearing in 1 game (1.0 IP, 1 BB, 2 SO) . . . **1993:** Tied career-high 6 wins while spending entire season at AA Reading . . . **1994:** Began season at Reading for 3rd straight season . . . Earned promotion to Scranton, where he appeared in 6 games.

**PERSONAL:** Patrick Scott Wiegandt . . . Single . . . 1985 graduate of Holy Cross High School (KY), where he played baseball and basketball . . . Was All-District in baseball and a member of the National Honor Society . . . Graduated from Bellarmine College, with a degree in biology . . . Played Little League and NABF baseball.

**SCOTT WIEGANDT'S CAREER RECORD**

YEAR CLUB	W-L	ERA	G	GS	CG	SHO	SV	IP	H	R	ER	BB	SO
1989 Martinsville	2-5	2.56	9	9	0	0	0	45.2	44	22	13	15	47
1990 Spartanburg	2-0	0.98	10	0	0	0	2	18.1	12	2	2	2	17
Clearwater	4-8	2.62	33	4	0	0	4	75.2	70	33	22	37	52
1991 Clearwater	0-1	3.48	11	0	0	0	1	10.1	14	7	4	3	11
Reading	2-3	2.70	49	0	0	0	1	83.1	67	27	25	42	51
1992 Reading	6-3	2.98	56	0	0	0	2	81.2	66	31	27	48	65
Scranton	0-0	0.00	1	0	0	0	0	1.0	0	0	0	1	2
1993 Reading	6-2	3.56	56	0	0	0	0	73.1	75	41	29	44	60
1994 Reading	2-4	3.10	52	0	0	0	0	52.1	49	23	18	19	35
Scranton	0-0	13.50	6	0	0	0	0	4.2	11	8	7	3	3
1995 Scranton	1-3	2.98	47	0	0	0	2	54.1	55	19	18	27	41

**WIEGANDT'S CAREER TRANSACTIONS**

- Selected by Philadelphia in 45th round of June, 1989 draft.



**#77**      **RICK WRONA**      **C**

**B-T: R-R**

**HT: 6-1; WT: 195**

**AGE: 32, turns 33 on December 10**

**BORN: December 10, 1963, Tulsa, OK**

**RESIDES: Tulsa, OK**

**ML SERVICE: 1 year, 170 days**

**HOW OBTAINED: Signed by Phillies as a free agent to a triple-A contract, 1/25/96. Invited to spring training as a non-roster player.**

**1995 SEASON:** Invited to Indians spring training ... Began season at AAA Buffalo, where he hit .226 in 31 games ... Released by Buffalo and signed by Cardinals, 6/10 ... After 13 games for Louisville, released 7/11.

**CAREER:** 11-year pro ... **1985:** Selected by Cubs in 5th round of June draft ... Played a combined 26 games for Peoria and Winston-Salem ... **1986:** Led Carolina League catchers by throwing out 42.7% of runners attempting to steal ... Set career highs in runs (43), hits (68), doubles (15), homers (4), RBI (32) and steals (5) ... Also played one game at 1B, 2 at 3B and 4 in the OF ... **1987:** Had career high in triples (3) and tied stolen base mark (5) for Pittsfield ... **1988:** Ranked 2nd among American Association catchers with 50 or more attempts with a 49.1 % (26-53) caught stealing percentage ... Promoted to Cubs, 9/2 ... Made ML debut, 9/3 as a pinch-hitter ... **1989:** Had best season in majors, playing 38 games for NL East Champion Cubs, and setting career-highs in every category ... Went to spring training as a non-roster player, made club when Damon Berryhill was placed on DL ... Joined Joe Girardi as 2 rookie catchers on Opening Day roster ... Got 1st ML hit, 4/9 vs PIT (single off Dorn Taylor) ... Optioned to AAA Iowa after 15 games and .200 average ... Recalled, 8/25, hitting .333 for remainder of season ... Hit 1st ML HR, 9/2 at ATL (off Marty Clary) ... Hit 2nd and final HR, 10/1 at STL ... Threw out 32% of baserunners and 1 of 2 in post-season ... Started Game 1 of NLCS vs SF ... **1990:** Began season with Cubs ... Had a .970 fielding % and threw out 43% of baserunners ... Optioned to Iowa, 5/30 ... Hit .354 in final 18 games ... Signed by MIL as a free agent, 11/1 ... **1991:** Released by Brewers in spring training ... Signed by TEX, 5/13 ... Played 13 games for Tulsa before release, 6/18 ... Signed by CIN as a free agent, 11/5 ... **1992:** Played in 40 games for Nashville; 11 with Reds ... Signed by White Sox as a free agent, 12/15 ... **1993:** Spent majority of season with Nashville ... Threw out 50% (22-44) of baserunners ... Caught 4 games for AL West champion White Sox in June and July ... Signed by CIN as a free agent, 12/19 ... **1994:** Began season with AAA Indianapolis ... Hit .286 in 6 games before 4/22 release ... Signed by MIL as a free agent, 4/27; assigned to New Orleans ... Contract purchased by Brewers, 7/7 ... Hit 1st HR since 10/1/89 on 7/17 at MIN (off Mike Trombley) ... Tied club record with 3 doubles, 7/22 vs MIN ... Outrighted to New Orleans, 7/29 ... Pitched in 3 games for New Orleans, (3.0 IP, 2 H, 1 ER, 4 SO) ... Signed by CLE as a free agent, 11/16.

**PERSONAL:** Richard James (Rick) Wrona ... Wife's name is Susan; one son, William ... 1982 graduate of Bishop Kelly High School (OK), where he earned All-State honors in baseball and football ... Attended Wichita State University, where he played baseball and earned All-Tournament honors in the 1985 Hawaiian Eastern Tournament ... Hobbies: Hunting, fishing, golf.

## *RICK WRONA'S CAREER RECORD*

YEAR	CLUB	AVG.	G	AB	R	H	2B	3B	HR	RBI	BB	SO	SB	CS
1985	Peoria	.250	6	16	2	4	1	0	0	2	2	5	0	0
	Winston-Salem	.224	20	49	4	11	4	0	0	2	3	15	0	1
1986	Winston-Salem	.255	91	267	43	68	15	0	4	32	25	87	5	2
1987	Pittsfield	.220	70	218	22	48	10	3	1	25	7	32	5	1
1988	Pittsfield	.000	5	6	0	0	0	0	0	1	1	2	0	0
	Iowa	.264	83	193	28	51	9	0	2	23	17	34	0	0
	CHICAGO (NL)	.000	4	6	0	0	0	0	0	0	0	1	0	0
1989	Iowa	.217	60	189	15	41	8	3	2	13	7	40	1	1
	CHICAGO (NL)	.283	38	92	11	26	2	1	2	14	2	21	0	0
1990	CHICAGO (NL)	.172	16	29	3	5	0	0	0	0	2	11	0	0
	Iowa	.226	58	146	16	33	4	0	2	15	10	35	1	2
1991	Tulsa	.159	27	82	4	13	0	1	3	7	5	18	0	2
1992	Nashville	.246	40	118	16	29	8	2	2	10	5	21	1	1
	CINCINNATI	.174	11	23	0	4	0	0	0	0	0	3	0	0
1993	Nashville	.212	73	184	24	39	13	0	3	22	11	35	0	1
	CHICAGO (AL)	.125	4	8	0	1	0	0	0	1	0	4	0	0
1994	Indianapolis	.286	6	21	2	6	0	0	0	0	0	6	0	0
	New Orleans	.247	53	158	20	39	8	3	1	21	7	33	2	1
	MILWAUKEE	.500	6	10	2	5	4	0	1	3	1	1	0	0
1995	Buffalo	.226	31	93	9	21	6	0	0	10	3	19	0	1
	Louisville	.226	16	31	1	7	1	1	1	2	2	6	0	0
AL	<b>Totals</b>	.333	10	18	2	6	4	0	1	4	1	5	0	0
NL	<b>Totals</b>	.233	69	150	14	35	2	1	2	14	4	36	0	0
ML	<b>Totals</b>	.244	79	168	16	41	6	1	3	18	5	41	0	0

## *LEAGUE CHAMPIONSHIP SERIES RECORD*

YEAR	CLUB, OPP	AVG.	G	AB	R	H	2B	3B	HR	RBI	BB	SO	SB	CS
1989	CHI (NL), SF	.000	2	5	0	0	0	0	0	0	0	3	0	0

## *WRONA'S CAREER TRANSACTIONS*

- Selected by Chicago Cubs in 5th round of June, 1985 draft.
- Signed by Milwaukee Brewers as a free agent, November 2, 1990.
- Signed by Texas Rangers as a free agent, May 13, 1991.
- Signed by Cincinnati Reds as a free agent, November 15, 1991.
- Signed by Chicago White Sox as a free agent, December 15, 1992.
- Signed by Cincinnati Reds as a free agent, December 19, 1993.
- Signed by Milwaukee Brewers as a free agent, April 27, 1994.
- Signed by Cleveland Indians as a free agent, November 16, 1994.
- Signed by St. Louis Cardinals as a free agent, June 10, 1995.
- Signed by Philadelphia as a free agent, January 25, 1996.



## #45 TERRY MULHOLLAND LHP

B-T: R-L

HT: 6-3; WT: 212

AGE: 32, turns 33 on March 9

BORN: March 9, 1963 in Uniontown, PA

RESIDES: Scottsdale, AZ

ML SERVICE: 7 years, 102 days

HOW OBTAINED: Signed by Phillies as a free agent to a triple-A contract, 2/15/96. Invited to spring training as a non-roster player.

**1995 SEASON:** Signed with Giants, 4/8... Giants Opening Day starter, 4/26 at ATL... Had a career-worst 9-game losing streak, 5/11-7/29... On DL, 6/6-7/3; had 4 bone chips removed from left elbow by Dr. Warren King, 6/7... Made one rehab start at Phoenix, 6/23, just 16 days after surgery... Moved to bullpen and made 5 straight relief appearances, 8/2-11... Returned to rotation and hit 1st ML HR, 8/18 at PHI (off Tyler Green)... Halted 9-game losing streak, 8/23 at NY with 4-hit CG, 3-2 win... 13 losses tied career-worst, set in 1991... Allowed 25 home runs, 2nd most in NL... Ranked 9th in NL with 2.3 BB per 9 IP... Base runners stole just 1 base in 7 attempts, 2nd best in NL; picked off 5 runners, ranking 6th.

**CAREER:** 12-year pro... **1984:** SF's 2nd pick in 1st round of June draft (compensation pick for DET's signing of free agent Darrell Evans)... Did not allow an earned run in 19 innings of Everett Rookie ball, earning a promotion to (A) Fresno... **1985:** Led Texas League in SHO, 2nd in ERA, 3rd in CG, 4th in innings and was named to TL All-Star team... **1986:** Made ML debut 6/8 vs CIN (gm 2) in 1st of 3 stints in ML... Moved to bullpen for a short time in 2nd stint, then pitched a no-hitter for 6.2 innings, 8/4 vs CIN, but wound up losing the game... 1st ML win, 9/8 vs SD... **1987:** Pitched entire season at (AAA) Phoenix and led the PCL in starts... Earned only career save 6/3 at Hawaii... **1988:** Opened season at Phoenix and pitched a 3-hil shutout vs Edmonton on opening night... Recalled by SF, 5/8-28... Returned to Phoenix and had longest win streak (5) of any Phoenix pitcher... Recalled 7/3 and inserted into rotation... Tossed 1st ML CG and SHO in his 1st start, 7/5 vs CHI, a 6-hitter... Pitched a 2-1, CG in next start and was named Co-NL Player of the Week (with SD's Tony Gwynn) with a 2-0 record and 0.50 ERA... Broke left forearm to end season, 7/31 when hit by line drive off the bat of ATL's Gerald Perry... **1989:** Began season at Phoenix, starting 10 games... Appeared in 5 games with SF (one start) before traded to Phils, 6/18... Shutout SF on 2 hits, 8/19... **1990:** Began season in the bullpen, before becoming 5th starter... Went on DL 6/9 with a tired left arm, recalled 6/25... Pitched 1st 9-inning no-hitter in Vet history, 8/15 vs SF; faced minimum 27 batters, perfect game marred by Charlie Hayes error; 1st no-hitter by a Phils pitcher in Phila. this century... No-hitter was the record 8th in a season in the ML... NL Player of the Week: 8/13-19... Led staff with 6 CG, 3 coming in last 3 starts, including a 2-hitter, 9/25 vs STL... Beginning 8/15 had a 1.99 ERA in 10 starts... 2.1 walks per 9.0 innings was 5th lowest in NL... **1991:** Finished 3rd in NL in CG and fewest walks per 9 innings (1.9), tied for 3rd in SHO, tied for 5th in wins and 6th in innings... 16 wins were most for a Phillies pitcher since Shane Rawley had 17 in 1987... Pitched over 200 innings for 1st time in career... 232.0 innings was most since Kevin Gross had 241.2 in 1986... Also had career-bests in games, starts and strikeouts... **1992:** Led NL in CG with career-high 12; finished tied for 4th in fewest walks per 9 innings (1.8) and 8th in innings... Steve Carlton was last Phillie with more than 12 CG (league-leading 19 in 1982)... Threw back-to-back CG, 5 times and had 3 consecutive, once... Became 1st Phils starter since Kevin Gross (1985-88) to throw back-to-back 200+ inning seasons; Carlton was the last lefty (1982-84)... Went 31.0 consecutive innings without allowing a walk (7/16-8/11)... Had 8 no-walk and 11 one-walk games... Broke ML record for pick-offs, 16 (tied with Charlie Liebrandt), with 15 at 1st base... Allowed fewest SB in NL (2); only 7 players attempted to steal off him... Had scoreless inning streaks of 16.0 (5/10-20), 14.1 (5/20-25) and 16.0 (7/26-8/5); allowed just one run in 30.1 IP (5/10-25)... Broke bone at base of right pinky, 6/20 vs CHI (Andre Dawson line drive); missed one start; made 12 starts with the broken finger... Left 9/23 start vs CHI in 5th inning with ailing right knee and did not pitch rest of season... **1993:** Opening Day starter for 3rd straight season, winning, 3-1, 4/5 at HOU... Pitched a career-high 10.0 innings in 3rd CG of season, 5/8 vs STL... Missed a start in May with an inflamed left foot which limited his play, 5/14 at ATL... Threw 1st SHO ever at Mile High Stadium, 5/29 at COL... Struck out a career-high 14, 6/4 vs COL; 4th career 10+ strikeout game and most by a Phillie since Carlton, 9/21/82 at STL... Named NL starter for All-Star game; 1st All-Star appearance... Pitched to just 3 batters 9/6 vs CHI, left game with a left hip flexor strain... Did not pitch again until 9/30 at PIT when he threw 1 inning in relief... Finished tied for 2nd in NL in CG, tied for 3rd in SHO, tied for 6th with fewest walks per 9.0 innings (1.9) and 10th in ERA... Made one NLCS start, tiring after 4th inning, 10/9 at ATL... Won 1st of 2 World Series starts, Game 2, 10/17 at Toronto... **1994:** Traded to Yankees, 2/9... Made Yankee and AL debut, 4/7 vs TEX, 2nd game of season, earning 18-6 win... Won 8-4 on 5/8 vs BOS, but allowed a career-high 4 HR (only hits allowed)... Moved to bullpen, 7/17 at SEA, where he remained for final 5 appearances.

**PERSONAL:** Terrance John (Terry) Mulholland . . . Single; one son, Tyler (9/20/88) . . . 1981 graduate of Laurel Highlands High School (Uniontown, PA) where he played baseball and basketball . . . Attended Marietta (OH) College majoring in sports medicine . . . Posted a 30-3 record in three years, including a 14-2 mark in 1983 when Marietta finished first in the NCAA Division III College World Series . . . Hobbies: camping and fishing.

### TERRY MULHOLLAND'S CAREER RECORD

YEAR	CLUB	W-L	ERA	G	GS	CG	SHO	SV	IP	H	R	ER	BB	SO
1984	Everett	1-0	0.00	3	3	0	0	0	19.0	10	2	0	4	15
	Fresno	5-2	2.95	9	9	0	0	0	42.2	32	17	14	36	39
1985	Shreveport	9-8	2.90	26	26	8	*3	0	176.2	166	79	57	87	122
1986	Phoenix	8-5	4.46	17	17	3	0	0	111.0	112	60	55	56	77
	SAN FRANCISCO	1-7	4.94	15	10	0	0	0	54.2	51	33	30	35	27
1987	Phoenix	7-12	5.07	37	*29	3	0	1	172.1	200	*124	#97	90	94
1988	Phoenix	7-3	3.58	19	14	3	2	0	100.2	116	45	40	44	57
	SAN FRANCISCO	2-1	3.72	9	6	2	1	0	46.0	50	20	19	7	18
1989	Phoenix	4-5	2.99	13	10	3	0	0	78.1	67	30	26	26	61
	SAN FRANCISCO	0-0	4.09	5	1	0	0	0	11.0	15	5	5	4	6
	PHILLIES	4-7	5.00	20	17	2	1	0	104.1	122	61	58	32	60
1990	SF-PHI	4-7	4.92	25	18	2	1	0	115.1	137	66	63	36	66
	Scranton-a	0-1	3.00	1	1	0	0	0	6.0	9	4	2	2	2
	PHILLIES	9-10	3.34	33	26	6	1	0	180.2	172	78	67	42	75
1991	PHILLIES	16-13	3.61	34	34	8	3	0	232.0	231	100	93	49	142
1992	PHILLIES	13-11	3.81	32	32	*12	2	0	229.0	227	101	97	46	125
1993	PHILLIES	12-9	3.25	29	28	7	2	0	191.0	177	80	69	40	116
1994	NEW YORK (AL)	6-7	6.49	24	19	2	0	0	120.2	150	94	87	37	72
1995	SAN FRANCISCO	5-13	5.80	28	24	2	0	0	149.0	190	112	96	38	65
	Phoenix-a	0-0	2.25	1	1	0	0	0	4.0	4	3	1	1	4
NL	Totals	62-71	4.01	206	178	39	10	0	1197.2	1235	590	534	293	634
AL	Totals	6-7	6.49	24	19	2	0	0	120.2	150	94	87	37	72
ML	Totals	68-78	4.24	230	197	41	10	0	1318.1	1385	684	621	330	706

\* League Leader #Tied for League Lead a-Rehabilitation Assignment

### LEAGUE CHAMPIONSHIP SERIES RECORD

YEAR	CLUB,OPP	W-L	ERA	G	GS	CG	SHO	SV	IP	H	R	ER	BB	SO
1993	PHI,ATL	0-1	7.20	1	1	0	0	0	5.0	9	5	4	1	2

### WORLD SERIES RECORD

YEAR	CLUB,OPP	W-L	ERA	G	GS	CG	SHO	SV	IP	H	R	ER	BB	SO
1993	PHI,TOR	1-0	6.75	2	2	0	0	0	10.2	14	8	8	3	5

### ALL-STAR GAME RECORD

YEAR	CLUB,OPP	W-L	ERA	G	GS	CG	SHO	SV	IP	H	R	ER	BB	SO
1993	NL,BAL	0-0	4.50	1	1	0	0	0	2.0	1	1	1	2	0

### MAJOR LEAGUE HITTING TOTALS

	AVG.	AB	H	HR	RBI
1995	.102	49	5	1	3
Career	.081	405	33	1	9
Last Home Run:	8/18/95 at PHI				

### MULHOLLAND'S CAREER TRANSACTIONS

- Selected by San Francisco Giants in 1st round (2nd pick, 24th player taken) of June, 1984 draft.
- On disabled list with a broken left forearm, August 1-October 1, 1988.
- Traded to Philadelphia with Dennis Cook (lhp) and Charlie Hayes (3b), June 18, 1989, for Steve Bedrosian (rhp) and Rick Parker (inf/of).
- On disabled list with a tired left shoulder, June 12-27, 1990; included rehabilitation assignment to Scranton, June 23-25.
- Traded to New York Yankees with a player to be named later (Jeff Patterson, rhp), February 9, 1994, for Kevin Jordan (inf), Ryan Karp (lhp) and Bobby Munoz (rhp).
- Signed by San Francisco Giants as a free agent, April 8, 1995.
- On disabled list with bone chips in left elbow, June 6-July 3, 1995; included rehabilitation assignment to Phoenix, June 23-29.
- Signed by Philadelphia as a free agent, February 15, 1996.

# SPRING TRAINING INFORMATION

## TICKET INFORMATION

**PRICES:** Box Seats: \$8.00  
(Section 1-48)  
Reserved Seats: \$7.00  
(All other seats)

**SEASON TICKETS:**  
Box Seats: \$112.00  
Reserved Seats: \$98.00

## BUYING TICKETS

### ◆ In Clearwater:

- **In Person:** Starting March 1: 9 a.m. - 4 p.m., Mon-Sun (*no service charge*)
- **By Telephone:** Starting March 1: 9 a.m. - 4 p.m., Mon., Wed., Fri., Sat. & Sun.  
(813) 442-8496 9 a.m. - 7 p.m., Tues & Thurs.
- **By Mail:** Send check or money order to:  
Philadelphia Phillies Tickets  
P.O. Box 10336, Clearwater, FL 34617  
(\$4.00 service charge per order). Phillies accept VISA/MasterCard

### ◆ In Philadelphia

- **By Telephone:** Starting March 1: 10 a.m. - 4 p.m., Sat. & Sun.  
(215) 463-1000 Starting March 4: 9 a.m. - 8 p.m., Mon. - Fri.  
(\$4.00 service charge per order). Phillies accept VISA/MasterCard

### ◆ For Reading

- Reading Phillies: (610) 478-TIX1

### ◆ For Baltimore

- In Philadelphia for information: (215) 463-1000
- Through Orioles - Call Ticketmaster: (1-800) 551-7328



## THE SCHEDULE

DAY	DATE	CLUB	SITE	TIME	
Friday	March 1	Toronto	CLEARWATER	1:05	R
Saturday	2	Toronto	Dunedin	1:05	
Sunday	3	Texas	CLEARWATER	1:05	R
Monday	4	St. Louis	CLEARWATER	1:05	R
Tuesday	5	Pittsburgh	Bradenton	1:05	
Wednesday	6	Cincinnati	CLEARWATER	1:05	R
Thursday	7	Chicago (AL)	CLEARWATER	1:05	
Friday	8	Cincinnati (SS)	CLEARWATER	1:05	R
Saturday	9	Toronto	Dunedin	1:05	S
Sunday	10	New York (AL/SS)	CLEARWATER	1:05	R/T
Monday	11	Cleveland (SS)	Winter Haven	1:05	
Tuesday	12	Cincinnati	Plant City	1:05	R
Wednesday	13	St. Louis	CLEARWATER	1:05	R
Thursday	14	Texas	Port Charlotte	1:05	
Friday	15	Toronto	CLEARWATER	1:05	R
Saturday	16	St. Louis (SS)	St. Petersburg	1:05	R
		Chicago (AL/SS)	Sarasota	1:05	
Sunday	17	Pittsburgh	CLEARWATER	1:05	R/S
Monday	18	Texas	CLEARWATER	1:05	R
Tuesday	19	New York (AL)	Tampa	7:05	R/T
Wednesday	20	St. Louis	St. Petersburg	1:05	R
Thursday	21	Open Date			
Friday	22	Toronto	CLEARWATER	7:05	R/S
Saturday	23	Cleveland	CLEARWATER	1:05	R/S
Sunday	24	Chicago (AL)	Sarasota	1:05	R/T
Monday	25	Boston	CLEARWATER	1:05	R
Tuesday	26	Pittsburgh	CLEARWATER	7:35	R/T
Wednesday	27	Chicago (AL)	CLEARWATER	1:05	
Thursday	28	Toronto	Dunedin	12:05	R
Friday	29	Pittsburgh	Bradenton	12:05	R
Saturday	30	Baltimore	Baltimore	1:35	R/T
Sunday	31	Reading	Reading	1:05	S

SS=Split squad, R=WGMP Radio (1210), Philadelphia, T=WPHL TV Philadelphia, S=SportsChannel Philadelphia

## The Phillies Schedule

ALL TIMES-EASTERN TIME, PM ■ HOME GAMES

ALL GAMES ON WGNP-RADIO-1210 AM GAMES ON TV: W = WPHL

P = PRISM S = SPORTSCHANNEL F = FOX E = ESPN

SUN	MON	TUE	WED	THU	FRI	SAT
P-1 COL 10:35	2 OFF	S-3 COL 7:35	W-4 COL 7:35	S-5 COL 7:35	P-6 COL 7:35	
W-7 CIN 1:35	W-8 OFF	W-9 PIT 7:05	W-10 STL 8:05	W-11 STL 8:05	W-12 STL 2:15	
W-14 STL 2:15	W-15 OFF	W-16 MON 7:35	S-17 MON 7:35	W-18 MON 7:35	P-20 STL 7:35	
W-21 P 1:35	P-22 G 1:35	S-23 P 1:35	S-24 P 1:35	S-25 P 1:35	W-26 P 1:35	W-27 P 1:35
W-28 CIN 2:15	W-29 OFF	W-30 FLA 7:05				

SUN	MON	TUE	WED	THU	FRI	SAT
						P-1 SD 7:05
W-2 SD 1:35	W-3 CIN 8:05	W-4 CIN 2:20	W-5 CIN 2:20	W-6 OFF	W-7 HOU 8:05	F-8 HOU 1:05
W-9 HOU 2:30	W-10 CIN 7:35	P-11 CIN 7:35	S-12 BOS 1:35	W-13 CIN 1:35	W-14 CIN 1:35	P-15 COL 4:05
W-16 OFF	W-17 STL 8:05	W-18 STL 8:05	S-19 ALS 1:35	W-20 ALS 1:35	P-21 COL 7:35	F-22 COL 4:05
W-23 CIN 8:05	W-24 CIN 7:35	W-25 CIN 7:35	W-26 CIN 7:35	W-27 OFF	P-28 MON 7:35	W-29 MON 7:35

SUN	MON	TUE	WED	THU	FRI	SAT
						P-1 STL 7:35
W-4 PIT 1:35	S-5 PIT 7:35	W-6 ATL 7:40	S-7 ATL 7:40	W-8 ATL 7:40	P-9 HOU 1:05	F-10 HOU 1:05
W-11 P 1:35	P-12 P 1:35	P-13 P 1:35	P-14 P 1:35	S-15 P 1:35	P-16 P 1:35	S-17 P 1:35
W-18 OFF	W-19 LA 10:05	W-20 LA 10:05	W-21 LA 10:05	W-22 LA 10:05	W-23 SD 4:05	F-24 SD 4:05
W-25 SD 4:05	W-26 OFF	W-27 SF 3:35	S-28 SF 10:35	S-29 SF 10:35	P-30 P 7:05	P-31 P 7:05

SUN	MON	TUE	WED	THU	FRI	SAT
W-5 ATL 1:10	W-6 HOU 7:35	W-7 HOU 7:35	P-8 HOU 7:35	W-9 OFF	P-10 ATL 7:35	P-11 ATL 7:35
W-12 P 1:10	P-13 P 1:10	P-14 P 1:10	S-15 P 1:10	W-16 P 1:10	W-17 P 1:10	W-18 P 1:10
W-19 OFF	W-20 OFF	W-21 OFF	W-22 OFF	W-23 OFF	W-24 OFF	W-25 OFF
W-26 SF 4:05	W-27 OFF	W-28 LA 7:35	W-29 LA 7:35	W-30 LA 7:35	W-31 SD 7:35	

SUN	MON	TUE	WED	THU	FRI	SAT
W-7 FLA 1:35	P-8 NY 7:35	P-9 NY 7:35	P-10 NY 7:35	S-11 NY 7:35	W-12 NY 7:35	P-13 FLA 7:35
W-14 OFF	W-15 OFF	W-16 OFF	W-17 OFF	W-18 OFF	W-19 OFF	W-20 OFF
W-21 FLA 4:35	W-22 CIN 7:35	P-23 CIN 7:35	S-24 CIN 7:35	W-25 CIN 7:35	W-26 PIT 7:35	W-27 PIT 7:35
W-28 PIT 8:05	W-29 OFF	W-30 STL 7:35	P-31 STL 7:35			

SUN	MON	TUE	WED	THU	FRI	SAT
E-1 LA 8:05	P-2 SD 7:35	S-3 SD 7:35	P-4 SD 7:35	W-5 SD 7:35	P-6 CIN 1:05	F-7 CIN 1:05
W-8 CIN 1:35	W-9 OFF	W-10 HOU 8:35	S-11 HOU 8:35	W-12 HOU 8:35	S-13 CIN 4:35	W-14 CIN 4:35
E-15 OFF	W-16 OFF	S-17 FLA 7:35	P-18 FLA 7:35	W-19 FLA 7:35	P-20 NY 7:35	S-21 NY 7:05
W-22 OFF	W-23 OFF	W-24 MON 7:35	S-25 MON 7:35	W-26 MON 7:35	W-27 NY 7:40	W-28 NY 7:10
W-29 NY 1:40	W-30 OFF					

TO ORDER TICKETS CALL: 215-463-1000

### PROMOTIONAL LINEUP

1. True Value Opening Day Schedule Magnet +
2. Boston Market Spring Into Baseball Backpack >
3. Tasty/Veakie Planatic B-Day >
4. Medford Foods All-Star Traveling Tote Bag >
5. Mellon PSFS All-Star T-Shirt >
6. Photo Night +
7. Mellon PSFS All-Star T-Shirt >
8. All-Star Equipment Bag >
9. Texaco Relaxed Cap ■
10. Mellon PSFS Fireworks #1
11. Mellon PSFS Fireworks #2
12. All-Star Batting Gloves >
13. PECO Energy Soft Style Phillies Cap >
14. Modell's Sporting Goods Diamond Pro T-Shirt >
15. Mellon PSFS BPS Poster +
16. Big League Binder >
17. TBD >
18. Phillies Pullover Jacket >
19. Fan Appreciation Day +

BPS = Mellon PSFS Businessperson's Special

◆ = For Women 15 years and older

♦ = For Men 15 years and older

+ = For All Fans -

> = Children 14 years and under

FF = Pinnacle All-Star Fan Fest

G = Group Night

H = Half Price Nights

ALS = ALS Autograph/Auction Party

Promotion schedule is subject to change.