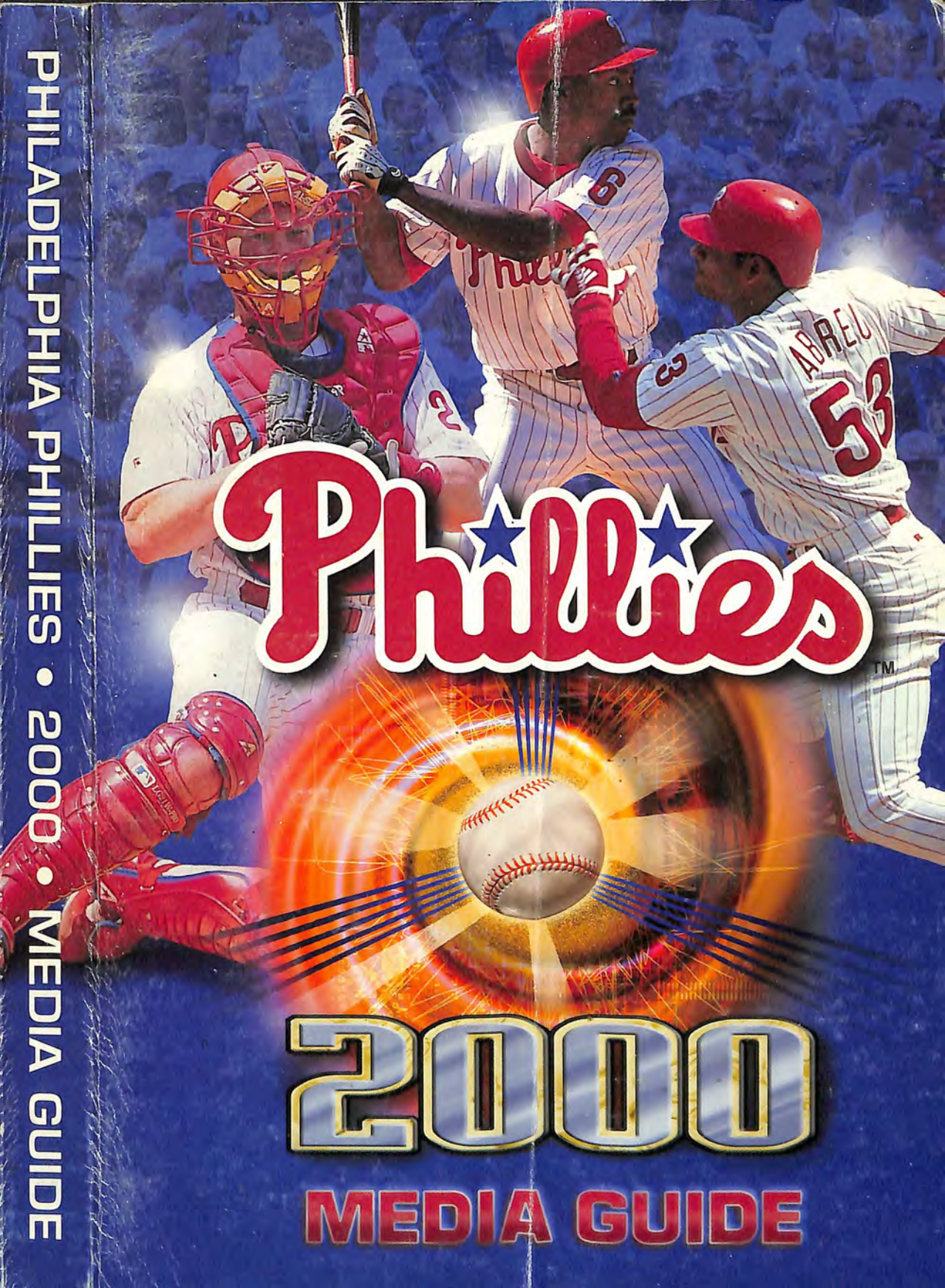


PHILADELPHIA PHILLIES • 2000 • MEDIA GUIDE



Phillies

2000

MEDIA GUIDE



2000 SCHEDULE

SUN	MON	TUE	WED	THU	FRI	SAT
APRIL						C 1 CWS 2:05
U 2 SEA 4:05	3	C 4 AZ 10:05	C 5 AZ 9:35	U 6 AZ 9:35	U 7 HOU 8:05	U 8 HOU 3:05
U 9 HOU 3:05	U 10 (1) NYM 7:05	11	C 12 NYM 7:05	C 13 NYM 7:05	U 14 MTL 7:05	U 15 MTL 7:05
U 16 (2) MTL 1:35	U 17 MTL 7:05	U 18 ATL 7:40	C 19 ATL 7:40	C 20 ATL 7:40	C 21 FLA 7:05	U 22 FLA 7:05
U 23 FLA 1:05	C 24 FLA 7:05	U 25 AZ 7:05	C 26 AZ 7:05	C 27 (BPS) AZ 3:05	C 28 STL 7:05	U 29 STL 7:05
U 30 (3) STL 1:35						

SUN	MON	TUE	WED	THU	FRI	SAT
JULY						U 1 (11) PIT 7:05
U 2 PIT 1:35	C 3 MIL 8:05	U 4 MIL 2:05	C 5 MIL 8:05	C 6 MIL 8:05	C 7 BAL 7:35	U 8 BAL 7:05
U 9 (12) BAL 1:35	10	11	12	C 13 TOR 7:05	C 14 TOR 7:05	U 15 TOR 4:05
U 16 NYG 1:05	C 17 NYG 7:05	U 18 NYG 7:05	C 19 CHI 8:05	C 20 CHI 2:20	C 21 PIT 7:05	U 22 PIT 7:05
U 23 PIT 1:35	24	C 25 CHI 7:35	C 26 CHI 7:35	27 (BPS) CHI 1:05	C 28 LA 7:35	U 29 (13) LA 7:05
U 30 (14) LA 1:35	C 31 SD 10:05					

SUN	MON	TUE	WED	THU	FRI	SAT
	1	C 2 CIN 7:05	C 3 CIN 7:05	4 (BPS) CIN 3:05	C 5 ATL 7:40	U 6 ATL 7:10
U 7 ATL 1:10	8 EXB 6:35	C 9 MTL 7:05	C 10 MTL 7:05	C 11 MTL 7:05	C 12 ATL 7:05	U 13 ATL 7:05
U 14 (4) ATL 1:35	15	U 16 STL 7:05	C 17 STL 7:05	C 18 STL 7:05	C 19 COL 7:05	U 20 COL 7:05
U 21 (5) COL 1:35	22	C 23 HOU 8:05	C 24 HOU 8:05	C 25 HOU 8:05	U 26 LA 10:10	U 27 LA 10:10
U 28 LA 4:10	U 29 SF 4:05	U 30 SF 10:15	C 31 SF 10:15	MAY		

SUN	MON	TUE	WED	THU	FRI	SAT
		U 1 SD 10:05	2 SD 10:05	3	C 4 COL 9:05	F 5 COL 4:05
U 6 COL 3:05	U 7 SD 7:35	C 8 SD 7:35	C 9 SD 7:35	C 10 SD 7:35	U 11 HOU 7:35	F 12 HOU 1:15
U 13 (15) HOU 1:35	C 14 AZ 7:35	U 15 AZ 7:35	(16) (BPS) AZ 1:05	17	C 18 STL 8:10	U 19 STL 8:10
U 20 STL 2:10	C 21 CIN 7:35	C 22 CIN 7:35	C 23 CIN 7:35	24 CIN 12:35	C 25 SF 7:35	F 26 SF 4:05
U 27 SF 1:35	C 28 COL 7:35	U 29 COL 7:35	C 30 COL 7:35	31	AUG	

SUN	MON	TUE	WED	THU	FRI	SAT
JUNE						U 3 (6) BOS 7:05
C 4 (7) BOS 1:35	U 5 TAM 7:35	U 6 TAM 7:35	C 7 TAM 7:35	8	C 9 BAL 7:35	U 10 BAL 7:05
U 11 BAL 1:35	C 12 FLA 7:35	C 13 FLA 7:35	C 14 FLA 7:35	15 ALS	C 16 ATL 7:35	U 17 (8) ATL 7:05
U 18 (9) ATL 1:35	C 19 ATL 7:35	U 20 NYM 7:10	C 21 NYM 7:10	C 22 NYM 7:10	C 23 MTL 7:05	U 24 MTL 7:05
U 25 MTL 1:35	26	C 27 MIL 7:35	C 28 MIL 7:35	29 (BPS) MIL 1:05	C 30 (10) PIT 7:05	

SUN	MON	TUE	WED	THU	FRI	SAT
SEPTEMBER						U 2 LA 10:10
U 3 LA 8:10	C 4 SF 4:05	U 5 SF 10:15	6 SF 10:15	7	C 8 NYM 7:10	U 9 NYM 7:10
U 10 NYM 1:10	11	C 12 MTL 7:05	C 13 MTL 7:05	14	C 15 FLA 7:05	U 16 FLA 7:05
U 17 FLA 1:35	C 18 PIT 7:05	U 19 PIT 7:05	C 20 PIT 7:05	C 21 NYM 7:05	C 22 NYM 7:05	U 23 NYM 7:05
U 24 (17) NYM 1:35	C 25 CHI 8:05	26 CHI 8:05	C 27 CHI 8:05	28 CHI 2:20	C 29 FLA 7:05	U 30 FLA 7:05
U 1 FLA 4:05	OCTOBER					

All times eastern time, PM
All games on TalkRadio WPH 1210 AM
■ Home Games

U - UPN 57
C - Comcast SportsNet
F - FOX
★ - Exb Game

- (1) Opening Night 4/10 +
- (2) Pokémon Dog Tag Day 4/16 >
- (3) Mellon PSFS Phanatic B-day/Phanatic Bean Bag Character 4/30 >
- (4) Mother's Day/Women's Bucket Hat 5/14 ◆
- (5) Mike Lieberthal Bammer Bear 5/21 >
- (6) FUJIFILM Photo Night 6/3 +
- (7) Phillies Soft Cap 6/4 >
- (8) 1980 Reunion Tribute/20th Anniversary Video 6/17 *

- (9) Father's Day/Mer's Sunday Straw Hat 6/18 ■
- (10) Mellon PSFS Fireworks I 6/30 +
- (11) Mellon PSFS Fireworks II 7/1 +
- (12) Phillies Logo 2006 Beach Towel 7/9 >
- (13) Harry Kalas 30th Anniversary Tribute 7/29
- (14) Bobby Abreu T-Shirt 7/30 >
- (15) Phillies Hot Wheel 8/13 >
- (16) Mellon PSFS Pride of the Phillies Poster 8/16 +
- (17) Fan Appreciation Day 9/24 +

Sr. Citizens Stroll the Bases 6/29

Kids Run the Bases 7/2, 8/12


Dollar Dog Days 5/19, 6/6, 7/2, 8/12, 9/13

- LIST A All Fans
- LIST B Children 14 years and under
- LIST C Women 15 years and older
- LIST D Men 15 years and older
- * All fans 15 years and older

BPS - Mellon PSFS Businessperson's Special

EXB - Exhibition Game at Reading

Promotion list and schedule subject to change. 2/2000





More publications available at:

www.retroseasons.com/library/

2000 SIGNIFICANT DATES

June 5-7 Amateur Draft
 July 11 All-Star Game (Atlanta's Turner Field)
 July 23 Hall of Fame Induction
 July 24 Hall of Fame Game

October 3 Division Playoffs begin
 October 10 League Championship Series begin
 October 21 World Series begins in AL city

WHERE THE PHILLIES STAY

City	Hotel	Telephone
Arizona	Ritz Carlton	(602) 468-0700
Atlanta	Marriott Marquis	(404) 521-0000
Baltimore	Sheraton Baltimore North	(410) 321-7400
Chicago	Westin	(312) 943-7200
Cincinnati	Hyatt Regency	(513) 579-1234
Colorado	Hyatt Regency	(303) 295-1234
Florida	Marriott Marina	(954) 463-4000
Houston	Westin Galleria	(713) 960-8100
Los Angeles	Inter-Continental	(213) 617-3300
Milwaukee	Pfister	(414) 273-8222
Montreal	LeCentre Sheraton	(514) 878-2000
New York	Grand Hyatt	(212) 883-1234
Pittsburgh	Doubletree	(412) 281-3700
St. Louis	Hyatt Regency	(314) 231-1234
San Diego	Marriott Mission Valley	(619) 692-3800
San Francisco	Grand Hyatt	(415) 398-1234
Toronto	Westin Harbour Castle	(416) 869-1600

PRE-GAME WORKOUT SCHEDULE

Hitting & Infield	1:35 Game	5:35 Game	7:05 Game	7:35 Game
Phils Pitchers			4:25-4:45	4:55-5:15
Phils Extras	11:15-11:45	3:15-3:45	4:25-5:15	5:15-5:45
Phils Regulars	11:45-12:15	3:45-4:15	5:15-5:45	5:45-6:15
Visitors Hit	12:15-12:55	4:15-4:55	5:45-6:25	6:15-6:55
Phils Infield	12:55-1:05	4:55-5:05	6:25-6:35	6:55-7:05
Visitors Infield	1:05-1:15	5:05-5:15	6:35-6:45	7:05-7:15

PHILLIES WEB SITE: WWW.PHILLIES.COM

PHILLIES FAX NUMBERS

Baseball Operations:	(215) 755-9324	Merchandising/Stadium	
Executive Office:	(215) 463-9434	Operations:	(215) 463-8765
Finance:	(215) 952-8269	Public Relations:	(215) 389-3050
Marketing/Promotions/		Sales Office:	(215) 952-8268
Community Relations:	(215) 463-6025	Ticket Office:	(215) 463-9878

The 2000 Media Guide was published February 18, 2000. Newspapers, magazines, radio and television stations needing additional information should contact the Phillies PR office at: P.O. Box 7575, Philadelphia, PA 19101; (215) 463-6000.

CREDITS

Executive Editor: Larry Shenk

Editor: Leigh Tobin

Associate Editors: Christine Negley, Gene Dias, Greg Casterioto

Print/Creative Services: Tina Urban

Photography: Rosemary Rahn, Heddy Bergsman, David M. Schofield, MLB Photos

Cover Design: Joe Lopchinsky/The Homer Group, Inc.

Contributors: Jay McLaughlin, Mike Ondo

TABLE OF CONTENTS

PERSONNEL

Office listing, ownership, executive biographies, baseball personnel, broadcast information.....	p 3
---	-----

MISCELLANEOUS

Vet Stadium, Vet firsts, game information, postponements, rules of interest, qualifying marks.....	p 12
---	------

HISTORY

All-time roster, opening day history, managers list, team history, year-by-year finishes, post-season summaries, trade history, Phillie Phanatic	p 17
---	------

AWARDS

Hall of Famers, All-Stars, Gold Gloves, NL player honors	p 40
--	------

RECORDS

Individual and team batting/pitching records, best/worst records	p 47
--	------

HITTING FACTS

Career batting leaders, home run information, season leaders, pinch hitting, stolen bases, yearly leaders	p 65
--	------

PITCH/DEFENSE

Career pitching leaders, pitching information, yearly leaders, defensive information	p 91
---	------

1999 REVIEW

Final stats, highs & lows, fielding, day-by-day, standings.....	p 105
---	-------

MINOR LEAGUES

Directory of farm clubs, scouts; draft history, 1999 stats, biographies/stats of 2000 minor leaguers	p 117
---	-------

2000 PHILLIES

Biographies of Francona, coaches, players, non-roster players; medical crew, clubhouse personnel, team roster	p 160
--	-------

The Phillies Media Guide has been divided into 10 different sections. Each section has its own table of contents page which should enable you to locate more specific information more efficiently.



Phillies

PERSONNEL

<i>Baseball Personnel.....</i>	<i>8-10</i>
<i>Broadcasters</i>	<i>11</i>
<i>Executive Biographies.....</i>	<i>6-7</i>
<i>Major League Scouts</i>	<i>9-10</i>
<i>Office Personnel.....</i>	<i>4-5</i>
<i>Ownership</i>	<i>5</i>
<i>Radio & Television Network.....</i>	<i>10</i>

2000

FRONT OFFICE PERSONNEL

OWNERSHIP

General Partner	David Montgomery
Partners	Claire S. Betz
	Tri-Play Associates
	(Alexander K. Buck, J. Mahlon Buck, Jr., William C. Buck)
	Double Play, Inc.
	(John S. Middleton)
	Giles Limited Partnership
	(Bill Giles)
	Fitz Eugene Dixon, Jr.

ADMINISTRATION

President and Chief Executive Officer	David Montgomery
Chairman	Bill Giles
Senior Vice President	Jerry Clothier
Vice President, General Counsel and Secretary	Bill Webb
Special Assistant to the President	Sharon Swainson
Director, Business Development	Joe Giles
Manager, Human Resources	Terry DeRugieris
Executive Administrator	Nancy Nolan
Executive Secretary/Benefits Administrator	JoAnn Marano
Executive Secretary, General Counsel	Wendy Rossett
Administrator	Bettyanne Robb

BASEBALL ADMINISTRATION

Vice President & General Manager	Ed Wade
Assistant General Manager	Ruben Amaro Jr.
Director, Scouting	Mike Arbuckle
Director, Minor League Personnel & Instruction	Gary Ruby
Director, Minor League Operations	Steve Noworyta
Executive Assistant to the General Manager	Susan Ingersoll
Sr. Advisor to the General Manager	Paul Owens
Sr. Advisor to the General Manager	Dallas Green
Computer Analysis	Jay McLaughlin
Traveling Secretary	Eddie Ferenz
Manager, Equipment and Team Travel	Frank Copenbarger
Assistant to the Director, Minor League Ops/Scouting	Rob Holiday
Secretary, Minor Leagues/Scouting	Karen Nocella
Administrative Assistant, Minor Leagues/Scouting	Mike Ordo

FINANCE

Senior Vice President, CFO	Jerry Clothier
Accounting	
Controller	John Fusco
Staff Accountant	Reeny Samara
Accounts Payable Assistant	Joann Milorey
Payroll Administrator	Karen Wright
Payroll Assistant	Stephanie Mallory

Computer Operations

Director, Information Systems	Brian Lamoreaux
Manager, Computer Operations	Christopher Pohl
Senior System Programmer	Wall Fillmann
Manager, PC Network Systems	Bob Tonnson
Systems Support	Sean Quinn

PUBLIC RELATIONS/COMMUNITY RELATIONS

Vice President, Public Relations	Larry Shenk
Manager, Print/Creative Services	Tina Urban
Manager, Publicity	Leigh Tobin
Manager, Media Relations	Gene Dias
Administrator, Public Relations	Christine Negley

Community Relations

Director, Community Relations	Regina Castellani
Community Relations Representative	Marianne D'Alonzo
Community Relations Representative	Karen Howard
Community Relations Representative	Kelly Yurgin
Speakers Bureau Representative	Maje McDonnell

Community Relations (continued)

Community/Fan Development Rep.	Dick Allen
--------------------------------	------------

MARKETING/PROMOTIONS

Vice President, Advertising Sales	David Buck
Manager, Client Services	Debbie Nocito
Manager, National Sales	Rob MacPherson
Advertising Sales Representative	Tom Sullivan
Advertising Sales Representative	Paul Magnani
Marketing Administrator/Receptionist	Andrea Guest
Advertising Sales Administrator	Jaime Smith

Events

Director, Events	Kurt Funk
Director, Entertainment	Chris Long
Events Representative	Chad Bowman
Fan Development Representative	Meghan Leary
Marketing Publicist	John Brazer
Phillie Phanatic, Entertainment Representative	Tom Burgoyne
Back-up Phanatic, Entertainment Representative	Matt Mehler
Manager, Merchandise	Scott Brandreth
Merchandise Representative	Penny DiMuzio

Broadcasting/Video Services

Director, Broadcasting & Video Services	Rory McNeil
Manager, Advertising/Internet Services	Jo-Anne Levy-Lamoreaux
Manager, Video Production	Dan Stephenson
Communications Representative	Andy Shenk
Video Operations Representative	Kevin Camicioli
Video Graphics Coordinator	Bill Hooker

SALES/TICKETS

Vice President, Ticket Operations	Richard Deats
Director, Ticket Department	Dan Goroff
Director, Sales	John Weber
Director, Group Sales	Kathy Killian
Manager, Premium Seating	Tom Mashek
Manager, Phone Center	Phil Feather
Development and Financial Specialist	Mike Harris
Super Box Coordinator	Lynn Samuels
Sales Office Representative	Joanne Hudson
Sales Office Representative	Bill Wilson
Sales Office Representative	Terri Van Haute
Sales Office Representative	Joe Tremoglie
Sales Office Representative	Tony Burns
Ticket Order Services Representative	Cathy Krise
Account Processing Representative	Andrea Hobbs
Ticket Account Services Representative	Sharon Snyder
Ticket Vault Services Representative	Lori Loughlin
Ticket Office Administrative Assistant	Mary Covey

STADIUM OPERATIONS

Director, Stadium Operations	Mike DiMuzio
Assistant Director, Stadium Operations	Eric Tobin
Secretary, Stadium Operations	Bernie Mansi
Receptionist, Stadium Operations Assl.	Kelly Addario-DiGiacomo
Stadium Operations Assistant	Patty McKee
Operations Assistant, Concessionaire Liaison	Bruce Leith
Stadium Operations Assistant	Sal DeAngelis
Super Box Administrator	Carmen DiNovi
Supervisor, Field & Maintenance Operations	Ralph Frangipani
Assistant Sup., Field & Maintenance Operations	Jody Boon
Field & Maintenance Operations	Jeff Wright
Office Food Services	Carol Frampton
Maintenance	Tony McClean
Maintenance	James Rodriguez
Maintenance	Frank Bowens
Maintenance	Eddie Glover
Office Security	Foster Mears
Office Security	Ted DiMuzio
Office Security	Ed Berry

FRONT OFFICE PERSONNEL

MEDICAL PERSONNEL

Director of Medical Services	Michael Ciccotti, M.D.
Assistant Director of Medical Services	John McShane, M.D.
Trainer	Jeff Cooper
Assistant Trainer	Mark Andersen
Conditioning Coordinator	Scott Hoffman
Minor League Trainers Coordinator	Hap Hudson
Minor League Conditioning Coordinator	Pat Sandora
Substance Prevention Educator	Dickie Niles

CLUBHOUSE PERSONNEL

Assistant Equipment Manager	Joe Dunn
Manager, Visiting Clubhouse	Kevin Steinhour
Assistant, Home Clubhouse	Phil Sheridan

FLORIDA OPERATIONS

Director of Florida Operations	John Timberlake
Assistant Director, Florida Operations	Lee McDaniel
Director of Latin American Operations	Sal Arlaga
General Manager, Clearwater Phillies	John Cook
Director of Sales	Dan McDonough
Business Manager	Dianne Gonzalez
Account Executive	Jason Adams
Community Relations Coordinator	Amy Koffel
Manager, Stadium Operations	Scott Himes
Field Supervisor	Opie Cheek
Ground Crew	Ron Cheek
Ground Crew	Jeff Drain
Minor League Equipment Manager	Paul Barrett
Equipment Manager, Clearwater Phillies	Cliff Armbruster
Receptionist	DeDe Angellills

OWNERSHIP

The Phillies is a limited partnership consisting of David Montgomery, who is the general partner, and five limited partners:

- Claire S. Belz
- Tri-Play Associates, a firm comprised of three brothers, Alexander K. Buck, J. Mahlon Buck Jr. and William C. Buck. They are the principal executive officers of TDH Capital Corporation, a private venture capital investment company.
- Double Play, Inc., affiliated with fifth generation Philadelphia-based family businesses. John S. Middleton is its Chairman.
- Giles Limited Partnership, Bill Giles' family partnership.
- Fitz Eugene Dixon, Jr., the civic leader who is President of the Fairmount Park Commission and Chairman, Board of Governors of the State System of Higher Education.

None of the partners owns as much as 50 percent of the partnership.



DAVID MONTGOMERY GENERAL PARTNER, PRESIDENT AND CHIEF EXECUTIVE OFFICER

David P. Montgomery succeeded Bill Giles as President and Chief Executive Officer of the Phillies on June 20, 1997.

Montgomery first joined the Phillies on February 25, 1971, as a member of the Sales Department. He progressed to positions of Marketing Director and Director of Sales before becoming Executive Vice President when the current ownership group purchased the team from the Carpenter family after the 1981 season. Eleven years later, Montgomery was elevated to Executive Vice President and Chief Operating Officer.

The groundwork for his eventual appointment as President took place in November of 1994 when he was designated as a Co-General Partner which included a segment of ownership.

Born June 26, 1946, in Philadelphia, Montgomery is a graduate of William Penn Charter School (1964) and the University of Pennsylvania (1968) where he majored in history. He received his MBA from the Wharton School of the University of Pennsylvania in the fall of 1970. He currently serves as a trustee at the University of Pennsylvania.

Montgomery is Chairman of the Board of Directors of Major League Baseball Enterprises. He has served as a member of MLB's Labor Policy Committee and the Strategic Planning Committee. He continues his work on the MLB Schedule Committee.

He serves on the Board of Directors of Need in Deed and the Philadelphia Sports Congress. He's a past Board Chairman of both the Schuylkill Center for Environmental Education and the Woodlynne School.

He and his wife, Lyn, reside in the Wyndmoor section of Philadelphia. They have three children, Harry, Sam and Susa.

CHAIRMAN



BILL GILES - CHAIRMAN

Bill Giles has spent his whole life in baseball. His father, the late Warren C. Giles, was President and General Manager of the Cincinnati Reds (1946-51) and President of the National League (1951-69). Bill's mother died when he was nine so he spent long hours and a lot of days with his father at Crosley Field in Cincinnati. Bill's first job in baseball came when he was "around 14" years of age. It wasn't a glamorous position, as he did all kinds of odds and ends in the Cincinnati Reds' Public Relations Department.

Following graduation at Denison University, Giles spent three years in the U. S. Air Force as a navigator in the Strategic Air Command.

His baseball career took on a full-time status in 1959 when he was named GM of the Nashville Vols, a Cincinnati minor league team. From there, he moved to the expansion Houston Colt 45s. While in Houston, Giles served as Traveling Secretary, Publicity Director, Director of Public Relations and Promotions and Vice

President. With the opening of Veterans Stadium approaching, the Carpenter family brought Giles to Philadelphia to run the business end of the operation.

Giles began his Phillies career as Vice President, Business Operations, following the 1969 season. Three years later he was promoted to Executive Vice President.

When the Carpenters put the team up for sale in the spring of 1981, Giles organized a group which purchased the team on October 29, 1981. He remained President of the club until June 20, 1997, when he moved up to Chairman. Giles is among Philadelphia's more civically involved citizens: Chairman of the Board, Philadelphia Convention and Tourism Bureau; member of the Executive Committee, Philadelphia Chamber of Commerce and Philadelphia Sports Congress; past President of the Boy Scouts of America; on the board of the Pennsylvania Chamber of Commerce, Greater Philadelphia First and the Police Athletic League; and a member of the Union League and Rotary Club.

Giles has been honored many, many times for his contributions to the city. Among the awards:

Distinguished Citizen of the Year by the Boy Scouts of America; Garry Maddox Award by the Philadelphia Child Guidance Center; Police Athletic League Man of the Year (1993), Philadelphia Boys Choir Man of the Year (1994); Anti-Defamation League Man of the Year (1994); American Red Cross Man of the Year (1996), Vision of Philadelphia Award (1996) by Philadelphia Hospitality, Inc., and the American Heart Association's Man of the Year. Giles is likewise very active in major league baseball matters. He is a member of the Official Rules Committee and Chairman of both the Television Committee and the Schedule Format Committee.

Giles, who was born in Rochester, NY, on September 7, 1934, resides in Villanova, PA, with his wife, Nancy. They are the parents of three sons, Michael, Joseph and Christopher. Joe and his wife, Paula, have three daughters, Caroline, Dana and Molly. Chris and his wife, Amy, have two children, Eliza and Warren.

EXECUTIVES



JERRY CLOTHIER - SR. VICE PRESIDENT

Jerry Clothier joined the Phillies in 1982.

Born in Claymont, DE, October 1, 1945, Jerry is a graduate of Swarthmore High School and the University of Delaware, where he received a BA degree in Accounting.

After graduation from Delaware, Jerry served three years in the Navy as a Supply Officer. He then attended the Wharton School of the University of Pennsylvania, receiving an MBA in Finance in 1973.

Clothier then joined the accounting firm of Price Waterhouse where he worked in various capacities in their Management Consulting Practice. Jerry was admitted to the firm's Partnership in 1981 and worked in the company's Dallas office before joining the Phillies.

Jerry serves on the Boards of Directors of the Pennsylvania Convention Center, the Free Library of Philadelphia and the University of Delaware Visiting Committee on Athletics. Jerry also serves as a Trustee to

the Pension Committee of the Major League Baseball Players Benefit Plan.

Jerry lives in Philadelphia with his wife Sherry. They have two daughters, Amy and Kelly.



ED WADE - VICE PRESIDENT AND GENERAL MANAGER

Ed was named Vice President and General Manager on March 17, 1998.

Prior to his current title, he was named Acting General Manager on December 9, 1997 replacing Lee Thomas. He was given the position after eight years as Thomas' assistant.

Ed began his baseball career in 1977 as an intern in the Phillies Public Relations Department. In November, 1977 he was named Public Relations Assistant for the Houston Astros and was promoted to Public Relations Director in July, 1979. In 1981 he left Houston to become Public Relations Director for the Pittsburgh Pirates where he remained for five years before taking a position with Tal Smith in 1986. He was an associate at Tal Smith Enterprises, a sports consulting company which specializes in representing baseball teams in salary arbitration, contract negotiations and other baseball-related matters, until re-joining the Phillies on May 5, 1989 as Assistant to the General Manager. In 1995 he was promoted to Assistant General Manager.

He is a 1977 graduate of Temple University where he played baseball and received his Bachelor's degree in Journalism.

Ed was born on January 31, 1956 in Carbondale, PA and was recently elected to the Northeastern chapter of the Pennsylvania Sports Hall of Fame.

Ed, his wife Roxanne and their children Ryan, Erin and Maureen currently reside in Turnersville, NJ.

EXECUTIVES



LARRY SHENK - VICE PRESIDENT, PUBLIC RELATIONS

Larry (The Baron) Shenk is the "dean" of Major League PR Directors, entering his 36th season with the Phillies. He joined the club in October, 1963.

He is a graduate of Myerstown High School and Millersville State University, where he received a BS degree in Elementary Education.

Shenk began his career as a general reporter with the Lebanon (PA) Daily News in 1961. He joined the sports staff of the Wilmington (DE) News-Journal in January, 1963 and moved to the Phils 10 months later.

He received the Robert O. Fishel Award in 1983 for excellence in the field of Public Relations; served as the PR Director on the 1990 Major League tour to Japan; was inducted into the Central Pennsylvania Hall of Fame in November, 1992 and received the Philadelphia Sports Writers Association Good Guy Award in January, 1995.

Larry was born September 11, 1938, in Myerstown, PA. He and his wife Julie reside in Wilmington, DE and

have two children, Debi and Andy.



RICHARD DEATS - VICE PRESIDENT, TICKET SALES

Richard Deats was named Vice President, Ticket Sales in January, 1992.

Born October 30, 1946 in Philadelphia, he attended The William Penn Charter School and the University of Pennsylvania, where he majored in history.

From 1969-1974, Richard taught and coached at Germantown Academy. He joined the Phillies in August, 1974 as a ticket office representative. In January, 1976, Richard was promoted to Group Sales Director and in October, 1982, Sales Director. He was promoted to Director of Sales and Ticket Operations in October, 1987, a title he held until his current position.

Richard and his wife Nina live in Wyndmoor, PA and have two daughters, Lisa and Wendy.



DAVID BUCK - VICE PRESIDENT, ADVERTISING SALES

David Buck was named Vice President, Advertising Sales in March, 1998.

Born May 15, 1964 in Abington, PA, he graduated from Lafayette College in 1986 with a BA degree in History.

David joined the Phillies in June, 1986 as an intern in the sales office. He has held positions of Sales Representative, Manager of Corporate Marketing and Director of Advertising Sales, prior to his current position.

He is a member of the Board of Directors of Hobbs & Towne, Inc., an executive search firm, and a member of the Board of Trustees of The Schuylkill Center.

David and his wife Nancy live in Wyndmoor, PA.



BILL WEBB - VICE PRESIDENT, GENERAL COUNSEL AND SECRETARY

Bill Webb has been General Counsel and Secretary for the Phillies since helping Bill Giles put together the new ownership group and its acquisition of The Phillies from the Carpenter Family in 1981.

Webb graduated from Dartmouth College and the University of Michigan Law School. He was a partner in Ballard Spahr Andrews & Ingersoll, the Philadelphia-based law firm, until joining the Phillies on a full time basis in 2000. He is the president of the Sports Lawyers Association.

Bill and his wife Jenny live in Devon and have three children, Elizabeth, Doug and Phillip.



SHARON SWAINSON - SPECIAL ASSISTANT TO THE PRESIDENT

Sharon Swainson joined the Phillies on September 8, 1998 as Special Assistant to President David Montgomery.

Sharon came to the Phillies from the Disney Corporation where she was Senior Program Manager of Disney's Wide World of Sports Complex in Lake Buena Vista, FL, from 1994-98. She also held positions of Senior Sports Operations Manager and Sports Event Manager.

A 1988 graduate of George Mason University in Fairfax, VA, she began her career as a sports television producer and on-air talent. Sharon covered various sports - Major League Baseball, National Basketball Association, college football and basketball and generation-X sports events - for networks such as ESPN and BET. She also served as Campaign Press Secretary for Sharon Pratt-Kelly's mayoral re-election campaign in Washington, DC.

In Florida, Sharon was an Associate Member of the Board of Directors with the Florida Citrus Sports & Bowl Organization and a Mentor for "Crossroads to Leadership Program" at Disney. She currently serves on the Board of Directors of the American Heart Association's Southeast Region and is active on the Communications Committee of the Police Athletic League of Philadelphia. She is also working on an Executive MBA from Drexel University.

Born in Powhatan, VA, she lives in Philadelphia.

BASEBALL PERSONNEL



RUBEN AMARO, JR. - ASSISTANT GENERAL MANAGER

Moved into the Phillies front office as Assistant General Manager immediately following the 1998 season. Played 12 years of professional baseball (1987-98) including parts of eight years in the majors as an outfielder with the Angels, Phillies (1992-93, 96-98) and Indians. Was a member of the 1993 NL Champion Phillies and the 1995 AL Champion Indians. A fine pinch-hitter, he ranked third in the NL with a .387 average in the pinch in 1996. Ruben has a BS degree in Human Biology from Stanford University, where he was also a member of the 1987 NCAA Baseball Championship team. Ruben was born on February 12, 1965 in Philadelphia, PA and currently lives in Yardley with his wife Virginia and daughter Andrea.



MIKE ARBUCKLE - DIRECTOR OF SCOUTING

Named Director of Scouting October 26, 1992, coming from the Atlanta Braves where he had been a scout for 12 years. He was drafted as a left-handed pitcher by St. Louis in 1969 out of high school but did not sign and tore his rotator cuff that spring at Northwest Missouri State University. He coached baseball at the high school, junior college and college levels. He began his scouting career with the Phillies as an associate scout under George Bradley in 1979. He joined the Braves as a full-time scout in the fall of 1980 where he was an area scout in the mid-west for seven seasons. He was promoted to central regional cross-checker for three years before becoming one of the Braves' two national cross-checkers for the two years prior to coming to the Phillies. Mike has a BS degree in Education from Northwest Missouri and a Master's degree in Education from the University of South Alabama. Mike was born on November 1, 1950 in Trenton, MO and currently lives in Liberty, MO with his wife Martha. They have two daughters, Shelly and Kellie, and three grandchildren, Bethni, Austin and Katey.



GARY RUBY - DIRECTOR OF MINOR LEAGUE PERSONNEL AND INSTRUCTION

Named Director of Minor League Personnel and Instruction on November 1, 1999, after just two seasons with the Phillies. He joined the Phillies in 1998 as Pitching Coach for Scranton and was promoted to Minor League Pitching Coordinator on August 17, 1998. A left-handed pitcher, he was selected by Cleveland in the 22nd round of the June, 1969 draft, out of Arizona State University. Played in the Indians system from 1969-71. He returned to school and graduated from the University of Tampa in 1975, with a degree in Health, Physical Education and Recreation. He earned a Master's degree in Secondary Education from the University of Scranton in 1981. Gary was teaching and coaching at both the high school and collegiate levels prior to returning to baseball in 1987. He was a pitching coach for nine years in the Angels organization (1987-95) and two years at Triple-A Buffalo (1996-97). Selected to the coaching staff for the 1995 Triple-A All-Star Game held in Scranton in 1995. Gary was born on April 9, 1949 in Peckville, PA and currently lives in Eynon, PA with his wife Rose. He has children.



STEVE NOWORYTA (PRONOUNCED NO-VO-RE-TA) - DIRECTOR OF MINOR LEAGUE OPERATIONS

Named Director of Minor League Operations on October 26, 1998, after spending 16 years in the Chicago White Sox organization. A right-handed pitcher, he was signed by the White Sox as an amateur free agent in 1981, the year in which he was named White Sox Minor League Player of the Year. He ended his professional career with a 23-6 record after the 1983 season. He then joined the White Sox as Administrative Assistant for Baseball Operations, 1984-86. In 1986 he was named Assistant Director of Player Development and in 1987, Assistant Director of Scouting and Player Development. From 1990-1995 he was Director of Minor League Operations. In 1996, he was promoted to Director of Player Development and in 1997, Director of Minor League Administration. Steve has a BS degree in Criminology from St. Xavier University in Chicago. Steve was born on March 12, 1960 in Hammond, IN. He, his wife Karen and sons, Steve and David, live in the Philadelphia area.

BASEBALL PERSONNEL



PAUL OWENS - SENIOR ADVISOR TO THE GENERAL MANAGER

Has been on every level of player development in his career with the Phillies, which reaches 45 years in 2000. "Pope" began his career as a player-manager in the minor leagues (1951-53, 1955-57), where he won three batting titles as a first baseman and compiled a .374 average. His first managerial position came in 1955 with Olean and in his four seasons (two with Olean, two with Bakerfield) compiled a 317-329 record. He began his scouting career following the 1959 season. He was promoted to Director of the Farm System on May 22, 1965 and finally Vice President, Director of Player Development on June 3, 1972, when he succeeded John Quinn. He was the architect of the great Phillies teams of 1976-77-78 and the 1980 World Champions. His title was revised to VP, General Manager for 1982-83. "Pope" had two stints on the field as a major league manager. He replaced Frank Lucchesi, July 10, 1972 through the remainder of the season.

In 1983 he replaced Pat Corrales on July 18, and remained manager through the 1984 season. He led the Phillies to the NL pennant in 1983 and was the winning manager at the 1984 All-Star Game, 3-1. In 1985 he was named Assistant to the President. The position was revised to Senior Advisor to the General Manager in 1998. "Pope" graduated from Salamanca High School in 1942 and earned a BS degree in Physical Education from St. Bonaventure University in 1951. He was in the U.S. Army, spending two years in Europe during World War II as a sergeant in engineering company. He was born on February 7, 1924 in Salamanca, NY. He and his wife of 44 years, Marcelle, reside in Mullica Hill, NJ. They are parents of two sons, Danny and Pat.



DALLAS GREEN - SENIOR ADVISOR TO THE GENERAL MANAGER

Returned to the Phillies as a Senior Advisor to General Manager Ed Wade on April 23, 1998. Played 13 years of professional baseball (1955-67), including parts of eight seasons in the majors as a pitcher with the Phillies (1960-64; 67), Senators, Padres and Mets. Began his coaching career as player-coach for Reading (AA) in 1967; also pitched in eight games for the Phillies that season. Made managerial debut in 1968 at Huron (A). Guided Pulaski (Rookie) to the Appalachian League Championship in 1969. Named assistant to Paul Owens, the Phillies Director of Minor Leagues, in 1970. Promoted to Phillies Director of Minor Leagues in 1972 until taking over as team manager on August 21, 1979. Became 17th rookie ML manager to take club to the World Series and the fourth to win it in 1980 for the Phillies. Was winning manager in 1981 All-Star Game. Joined the Chicago Cubs in 1982 as General Manager. Also held role as team

President, 1985-87. Named Baseball Executive of the Year by The Sporting News, UPI and ESPN in 1984. Also named Chicago's Man of the Year by the Chicago Press Club. Hired as Manager of the New York Yankees, October 7, 1988. Honored with "Class Act" Award by the Philadelphia Sportswriters Association in 1988. Fired by the Yankees August 18, 1989. In 1991 was a part-time scout for the New York Mets. From 1992-93, was a National League scout for the Mets. Returned to field as Mets manager on May 19, 1993-August 26, 1996. Became just fourth manager to serve both Yankees and Mets. Earned a BS degree from the University of Delaware in 1981. Dallas was born on August 4, 1934 in Newport, DE. He and his wife Sylvia live in West Grove, PA. They have four children, Dana, John, Kim and Douglas.



GORDON LAKEY - DIRECTOR OF MAJOR LEAGUE SCOUTING

Born: 8/12/44 in Austin, TX ... Resides: Barker, TX ... Married, wife's name is Elsa; two children, Ryan and Megan ... Played baseball at University of Texas, where he graduated with a degree in Business Administration in 1967. Began scouting career with Houston Astros as an area scout, 1970-74. Served as Administrator, Major League Scouting Bureau, 1974-77. Re-joined Astros in 1977 as their National Cross Checker, American League. Hired by Toronto Blue Jays, 12/9/85, as Special Assignment Scout, a position he held until 4/16/96 when he was promoted to Special Assistant to Vice President and General Manager. Joined the Phillies, 12/7/98 as Director of Major League Scouting.



JIMMY STEWART - SPECIAL ASSIGNMENTS, MAJOR LEAGUES

Born: 6/11/39 in Opelika, AL ... Resides: Odessa, FL ... Married, wife's name is Donna ... Former infielder/outfielder. Played in the major leagues for 10 years with Chicago Cubs, Chicago White Sox, Cincinnati and Houston. Appeared in one NLCS and one World Series (1970 with Cincinnati). Worked as a scout and managed Reds' Eugene farm team. Was a Major League Scout for Cincinnati from November 1983-1991. He joined the Phillies in 1992 and is entering his ninth season as a Special Assignments Scout.

BASEBALL PERSONNEL



HANK KING - ADVANCE SCOUT, MAJOR LEAGUES

Born: 10/12/44 in King of Prussia, PA ... Resides: Limerick, PA ... Married Carol Ann Mano ... Former pitcher. Seven-year professional ball player with the Baltimore organization, 1962-67 and Chicago White Sox organization, 1968. Entering his 26th season, he started with the club in 1975 as the Phillies batting practice pitcher. Became Phillies Advance Scout in 1985, a position he still holds. Officiates basketball in the off-season and helps raise funds for various charities in the community.

PHILLIES TELEVISION NETWORK

The Phillies enter their third season in 2000 with the all-sports cable network, Comcast SportsNet. CSN will carry 80 Phillies games, including three from spring training.

WPSG-UPN 57 signed a 2-year contract for 1999-2000 and have guaranteed 73 games each year (three from spring training).

The 147 games broadcast by the two Phillies flagship stations rank among the top ten in Major League Baseball.

Comcast SportsNet
WPSG-UPN 57
WLYH-UPN15

Cable television (rightsholder)
Philadelphia, OTA (rightsholder)
Lebanon, Lancaster, Harrisburg, OTA

PHILLIES RADIO NETWORK

This will be the 19th straight year that the Phillies have been associated with their flagship radio station, 1210 AM ... Although the call letters have changed a couple of times since 1982, they have remained loyal to Phillies baseball.

PENNSYLVANIA			DELAWARE		
City	Station	Frequency	City	Station	Frequency
Philadelphia#	WPHT AM	1210	Wilmington	WDEL AM	1150
Carbondale	WKJN AM	1440			
Gettysburg	WGET AM	1320			
Harrisburg	WWKL AM	1460			
Lancaster	WLPA AM	1490			
Lebanon	WLBR AM	1270			
Levittown	WBCB AM	1490			
Lewistown	WCHX FM	105.5			
Lock Haven	WBPA AM	1230			
Pottsville	WPPA AM	1360			
Reading	WEEU AM	850			
Scranton	WARM AM	590			
Selinsgrove	WYGL AM	1240			
York	WQXA AM	1250			

#Flagship Station



**Television
Network™**



**Radio
Network™**

THE BROADCASTERS

HARRY KALAS ... Born: Chicago, IL, 3/26/36 ... Home: Media, PA ... Wife, Eileen; sons, Todd, Brad and Kane.

A broadcaster for 39 years, the past 29 with the Phillies beginning in 1971 ... He and Veterans Stadium celebrated a silver anniversary season with the Phillies in 1995 ... He graduated from the University of Iowa in 1959 with a BA degree in Speech, Radio and Television ... Drafted on graduation day, he spent the following two years in Hawaii with the Army ... He served as Sports Director of KGU radio and broadcast games for the Hawaii Islanders and University of Hawaii ... He was a member of the original Houston broadcast team in 1965 and also broadcast University of Houston football and Southwest Conference basketball at that time ... Among his many jobs, he has broadcast Big Five basketball and Notre Dame football ... He currently tapes several programs for NFL Films and broadcasts Westwood One Radio Network football in addition to baseball ... He has been named Pennsylvania Sportscaster of the Year 17 times (1978, 1980-90, 1992-96).

ANDY MUSSER ... Born: Harrisburg, PA, 12/28/37 ... Home: Wynnewood, PA ... Wife, Eun Joo; son, Allan; daughter, Luanne.

Joined the crew in 1976 and has been a broadcaster in Philadelphia since 1965 when he broadcast Eagles and 76ers games ... Winner of the Junior Sportscaster Award in 1956 and, at the age of 18, worked several innings of a Phillies game with By Saam and Gene Kelly ... He graduated from Syracuse University ... Worked for CBS-TV from 1971-74, broadcasting events such as the Super Bowl (1972 and 1974), NFL Playoff games, NBA All-Star Game and the Masters Golf Tournament ... In addition to the Eagles and 76ers, he has also broadcast games for the Chicago Bulls, New York Knicks, San Diego Chargers and Villanova basketball in his career.

CHRIS WHEELER ... Born: Philadelphia, PA, 8/9/45 ... Home: Blue Bell, PA ... Single.

Joined the Phillies in 1971 as Assistant Director of Publicity and Public Relations ... While a member of that department, he was added to the broadcast team in 1977 and has been on the air since then ... He graduated from Penn State in 1967 with a BA degree in Journalism and Broadcasting ... His first job was with WCAU Radio in Philadelphia as a news writer and reporter, and did traffic reports from an airplane ... He then moved to WBBM Radio in Chicago, followed by a stint in New York with CBS Radio ... In 1982, he was named Director of the Phillies new Community Relations department ... In 1991, he became the department's Director of the Speakers Bureau, a position he held through 1997 ... Additionally, "Wheels" is the camp coordinator for Phillies Dream Week, held in Clearwater, FL.

LARRY ANDERSEN ... Born: Portland, OR, 5/6/53 ... Home: Philadelphia, PA ... Single.

Began his broadcast career with the Phillies in 1998 ... Offered Houston Astros broadcasting job in 1997 when Larry Dierker moved from the booth to the field, but opted instead to become Pitching Coach for the Phillies at Scranton (AAA) ... Played 25 years of professional baseball, including 17 seasons with the Indians (1975-79), Mariners (1981-82), Phillies (1983-86; 93-94), Astros (1986-90), Red Sox (1990) and Padres (1991-92) ... Played in the 1983 and 1993 World Series with the Phillies ... Began his coaching career in Reading (1995-96) ... Graduated from Interlake High School (Seattle, WA) in 1971, prior to being drafted by the Indians in the 7th round.

SCOTT GRAHAM ... Born: Belleville, NJ, 6/10/65 ... Home: Gloucester Township, NJ ... Wife, Jill; three sons, Kyle, Brett and Mitchell.

Has hosted the Phillies pre- and post-game shows since 1991, but this is his second year of play-by-play for the Phillies ... He graduated from the University of Pennsylvania with a BA degree in Political Science ... He began his broadcasting career in college as the Quakers football and basketball play-by-play announcer on the students' radio stations (WXPN-FM and WQHS-AM), before moving to a reporter's role in April 1988 ... He broadcast football for Delaware State (1990-92) and Penn (1993-95) and was the voice of Philadelphia's Big Five basketball on WPHT-AM radio from 1992-98. In addition, he worked for the American Sports Radio Network in 1994, hosting national baseball call-in shows and handling play-by-play of major college football games ... Joined CN8 (Comcast Network) in 1996, where he was the network's lead play-by-play voice for all sports ... Did play-by-play for NFL on FOX, NFL Europe League Games for FOX and College Football for FOX SportsNet last year ... Nominated for a Mid-Atlantic Emmy Award in 1998 and 1999.



Harry Kalas



Andy Musser



Chris Wheeler



Larry Andersen



Scott Graham



Phillies

MISCELLANEOUS

<i>Game Information</i> (ground rules, postponements).....	14
<i>Qualifying Marks</i>	16
<i>Rules of Interest</i>	15
<i>Tie Games</i>	15
<i>Vet Stadium Firsts</i>	14
<i>Vet Ticket Prices, Diagram</i>	13
<i>Uniform Numbers</i>	14

2000

VETERANS STADIUM

LOCATION:

Broad Street and Pattison Avenue
3501 S. Broad Street
Philadelphia, PA 19148

MAILING ADDRESS:

Phillies, P.O. Box 7575, Philadelphia, PA 19101

TELEPHONES:

(215) 463-6000 Executive Offices
(215) 463-1000 Tickets
(215) 463-5000 Season & Group Sales

FAX:

Baseball Operations: (215) 755-9324
Executive Office: (215) 463-9434
Finance: (215) 952-8269
Marketing/Promotions/Com Rel: (215) 463-6025
Public Relations: (215) 389-3050
Stadium Op/Merch: (215) 463-8765
Sales Office: (215) 952-8268
Ticket Office: (215) 463-9878

DIMENSIONS:

Home to LF - 330'
Home to CF - 408'
Home to RF - 330'
Power alleys - 371'
Home plate to grandstand - 60'
Height of outfield fence - 12'
1st and 3rd base to stands - 45'

HISTORY:

Groundbreaking - October 2, 1967
Dedication - April 4, 1971
First Game - April 10, 1971

CAPACITY:

62,418 for baseball

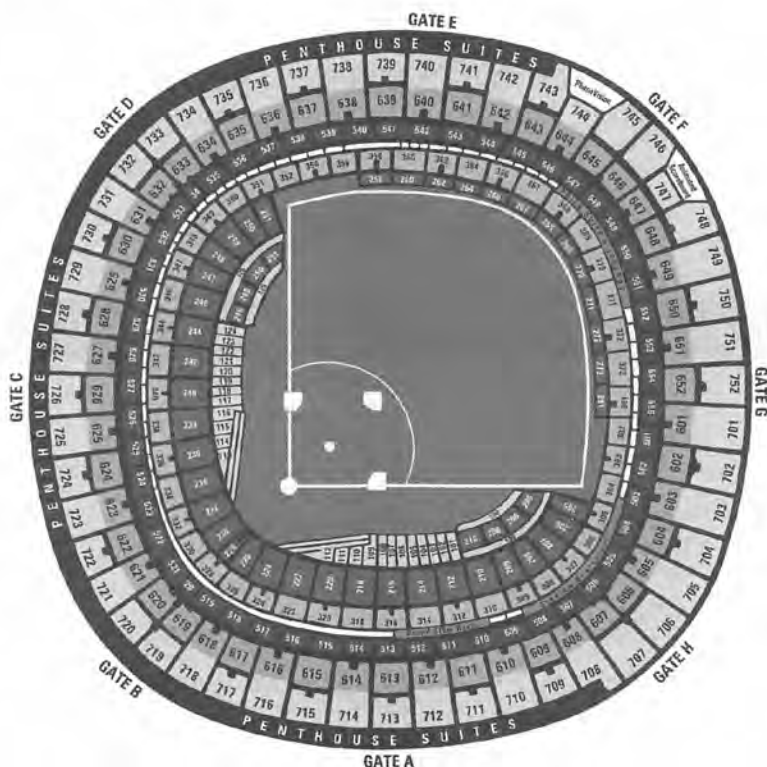
TICKET PRICES:

	Seats	Price
Penthouse Suites	1,211	—
Super Boxes	1,783	—
Deluxe Boxes	1,304	—
Diamond Box	48	—
Field Boxes	10,346	\$22.50
Terrace Boxes	13,156	\$19.00
Loge Boxes	6,369	\$17.00
Reserved (300 level bleachers)	588	\$13.00
Reserved (600 level)	11,368	\$13.00
Reserved (700 level)		
& General Admission	16,245	\$7.00*

* Children's General Admission \$5.00, available on Day of Game only.

STARTING TIMES:

7:35 p.m. - Weeknight Games in June, July and August
7:05 p.m. - Saturday Nights & Weeknight Games in April, May and September
1:35 p.m. - Sunday Afternoon Games
1:05 p.m. - Midweek Afternoon Games



GAME INFORMATION

POSTPONED GAMES AT THE VET

There have been 75 games postponed in the 29-year history of Veterans Stadium. The most in one season was eight in 1989. The Phils went 189 playing dates between postponements from June 18, 1990 to August 13, 1992. Opening day was postponed in 1979, 1989 and 1996 by rain and twice in 1982 by snow.

Postponed Games by Year

1971 - 2	1981 - 1	1991 - 0
1972 - 4	1982 - 4	1992 - 4
1973 - 1	1983 - 6	1993 - 1
1974 - 1	1984 - 2	1994 - 2
1975 - 4	1985 - 0	1995 - 1
1976 - 0	1986 - 3	1996 - 4
1977 - 0	1987 - 3	1997 - 5
1978 - 3	1988 - 4	1998 - 2
1979 - 4	1989 - 8	1999 - 1
1980 - 2	1990 - 3	

Postponed Games by Team

12 -	Pirates
11 -	Cardinals
8 -	Padres
7 -	Mets
6 -	Cubs, Expos, Braves
5 -	Giants
4 -	Dodgers, Reds
3 -	Astros
1 -	Rockies, Marlins, Diamondbacks

VETERANS STADIUM GROUND RULES

DUGOUTS - Ball has to actually enter dugout area or hit the yellow bars or yellow line to be considered out of play. Ball entering open area above end of dugout inside yellow line is considered *OUT OF PLAY*.

FOUL NETS (Poles) are located behind the outfield fence and in fair territory. Balls hitting the nets are to be considered *HOME RUNS*.

FENCES - Glass areas have openings at top. If ball sticks in opening it is a *GROUND RULE DOUBLE*. Ball off the *YELLOW LINE* at top of fence is *IN PLAY*.

In left and right field the stands protrude to a point near the foul lines. If ball lands in fair territory and bounces over the points and lands in the playing area, it is considered to be in the stands and ruled a *GROUND RULE DOUBLE*.

A ball landing in fair territory and hitting pipe to right of RF foul pole is *IN PLAY*.

VETERANS STADIUM FIRSTS

Game — 4/10/71, Phils 4, Expos 1

Batter — Boots Day

Hit — Larry Bowa, single

Run — Ron Hunt

Double — Ron Hunt

Triple — Larry Bowa

Home Run — Don Money

RBI — Bob Bailey

Stolen Base — Ron Hunt

Winning Pitcher — Jim Bunning

Losing Pitcher — Bill Stoneman

Save — Joe Hoerner

Walk — Ron Hunt by Jim Bunning

Strikeout — Bill Stoneman by Jim Bunning

Two-HR Game — Earl Williams, Braves,
4/17/71

Three-HR Game — Deron Johnson,
7/10/71

Grand Slam — Roger Freed, 4/11/71

UNIFORM NUMBERS

Highest Number Worn — 99 by Mitch Williams in 1993

Lowest Number Worn — 0 by Al Oliver in 1984
00 by Omar Olivares in 1995

Most Numbers Worn — 7 by Granny Hamner (1, 2, 6, 17, 29, 33, 37)
6 by Chuck Klein (1, 3, 8, 26, 29, 36)

Retired Numbers — 36 in 1962 (Robin Roberts)
1 in 1979 (Richie Ashburn)
32 in 1989 (Steve Carlton)
20 in 1990 (Mike Schmidt)
42 in 1997 (in honor of Jackie Robinson)

(See History section for biographies of players with retired numbers.)

RULES OF INTEREST

DOCTORED BAT: If a filled or "doctored" bat is used, the player is to be called out and ejected from the game and is subject to additional penalties. Any balls hit by an illegal bat do not count. If the umpire sees the illegal bat before it is used, he issues a warning, but there is no penalty.

NIGHT GAME: Any game scheduled to start after 5 p.m. will be considered a night game. If a game is scheduled to start at 5 p.m. and is delayed for any reason it will be considered a day game. If a game is scheduled to start at 5:01 p.m. it will be considered a night game. Two-night double headers shall be considered two night games.

PINCH HITTERS: A player shall be considered a pinch hitter only if he enters the game as a substitute batter and only on his first time at bat which must be before he becomes a fielder. If the team bats around and a pinch hitter comes up a second time in the inning in which he first appeared, he will not be considered a pinch hitter during that second time up.

ROSTER LIMITS: 40 until opening day, when the number must be reduced to 25 until September 1, when it again becomes 40 (maximum).

SUSPENDED GAME RULE: For the purpose of this rule, all performances in the completion of a suspended game shall be considered as occurring on the original date of the game. A game terminated by curfew or by a prearranged time limit is a suspended game if it has progressed to be an official game (4 1/2 or 5 innings). A game terminated by light failure or malfunction of a mechanical field device under control of the home club is a suspended game anytime after it begins. **Rule 4.11 (d)** . . . A called game ends at the moment the umpire terminates play; **EXCEPTION:** If the game is called while an inning is in progress and before it is completed, the game becomes a suspended game in each of the following situations: (1) The visiting team has scored one or more runs to tie the score and the home team has not scored. (2) The visiting team has scored one or more runs to take the lead and the home team has not tied the score or retaken the lead.

Suspended games shall be resumed at the exact point of suspension immediately preceding the next scheduled, single game between the two clubs at the same site.

Any legal game called due to weather with the score tied is a tie game and must be replayed in its entirety.

WAIVER AND DRAFT PRICES: The waiver price is \$20,000 and the Major League Draft price is \$50,000.

YEARS OF SERVICE: 172 days constitute a full major league year of service.

RAIN RULES

A game is in the hands of the home team up until the game starts. Once a game has started, the Umpire-in-Chief assumes the right to determine whether the game shall be stopped because of bad weather or unfit playing conditions.

When a game is temporarily suspended because of rain, umpires must wait 1 hour and 15 minutes before calling the game. Should there be a second suspension, umpires shall wait at least 45 minutes before calling a game. For a third and any subsequent rain delays umpires are to wait at least 30 minutes.



TIE GAMES

The Phillies have played 77 tie games since 1900, including a club-record eight in 1913. The longest stretch without a tie game was from October 3, 1965 to April 7, 1979, covering 2,103 scheduled games. The last tie game was June 5, 1989 vs Pittsburgh.

Tie games by Club: Cubs and *Braves 14 each; Giants 11; *Dodgers 10; Reds 9; Cardinals and Pirates 8; Expos 2; Mets 1; Astros, Brewers, Diamondbacks, Marlins, Padres and Rockies 0.

*Phils have not had a tie vs Braves or Dodgers since moving to Atlanta and Los Angeles.

QUALIFYING MARKS

BATTING CHAMPIONSHIP: Highest batting average and 502 or more plate appearances. However, if there is any player with fewer than the required number of plate appearances whose average would be the highest if he were charged with the required number of official at bats, then that player shall be awarded the championship.

PITCHING CHAMPIONSHIP: Lowest ERA and 162 or more innings pitched.

FIELDING CHAMPIONSHIP: Highest fielding average and (a) catcher must have played in at least 81 games; (b) infielder or outfielder must have played in at least 108 games; and (c) pitcher must have 162 innings pitched.

ROOKIE: A player shall be considered a rookie unless, during a previous season or seasons, he has (a) exceeded 130 at bats or 50 innings pitched in the major leagues; or (b) accumulated more than 45 days on the active roster of a major league club or clubs during the period of the 25-player limit.

SAVE: Credit a pitcher with a save when: (1) He is finishing pitcher in a game won by his club; (2) He is not the winning pitcher, and (3) He qualifies under one of the following conditions: (a) He enters the game with a lead of no more than three runs and pitches for at least one inning, or (b) He enters the game with the potential tying run either on base, at bat or on deck, or (c) He pitches effectively for at least three innings. No more than one save may be credited in each game.

CONSECUTIVE-GAME HITTING STREAK: A consecutive-game hitting streak shall not be terminated if all the player's plate appearances result in a walk, hit batsman, defensive interference or a sacrifice bunt. The streak shall terminate if the player has a sacrifice fly and no hit.

CONSECUTIVE-GAME PLAYING STREAK: A consecutive-game playing streak shall extend if the player plays one half-inning on defense, or if he completes a time at bat by reaching base or being put out. A pinch-running appearance only shall not extend the streak. If a player is ejected from a game by an umpire before he can comply with the requirements of this rule, his streak shall continue.

HOW TO FIGURE

BATTING AVERAGE: Divide at bats into hits.

ERA: Multiply earned runs by nine and divide the total by innings pitched.

SLUGGING PERCENTAGE: Divide total bases by the total times at bat (not including walks, sacrifices, hit by pitcher or interference).

ON-BASE PERCENTAGE: Divide the on-base total (hits, walks, hit by pitcher, and interference) by total plate appearances (at bats, walks, hit by pitcher and sacrifice flies).

FIELDING AVERAGE: Divide the total putouts and assists by total chances (putouts, assists and errors).

WINNING PERCENTAGE: Divide the number of games won by the total games played.

MAGIC NUMBER: Determine the number of games yet to be played, add one, then subtract the number of games ahead in the loss column of the standings from the closest opponent.

WAIVERS

WAIVERS - Major League waivers must be secured for all Major League trades from August 1st until the day after the regular season concludes.

NO WAIVERS are required to trade a Major League player at any other time.



The Phillies only
World Series
Championship
came in 1980.

HISTORY

<i>All-Time Roster.....</i>	<i>22-26</i>
<i>All-Time W/L Record.....</i>	<i>21</i>
<i>Attendance, Vet Stadium.....</i>	<i>21</i>
<i>Coaches, All-Time.....</i>	<i>26</i>
<i>Community Involvement</i>	<i>20</i>
<i>Division Series Summary.....</i>	<i>34</i>
<i>Important Dates.....</i>	<i>27</i>
<i>Last Time It Happened</i>	<i>28</i>
<i>League Championship Series Summary.....</i>	<i>34-35</i>
<i>Long Games.....</i>	<i>28</i>
<i>Managers</i>	<i>27</i>
<i>Opening Day History</i>	<i>29</i>
<i>Phanatic Bio.....</i>	<i>37</i>
<i>Regulars By Position</i>	<i>30-32</i>
<i>Retired Numbers.....</i>	<i>37</i>
<i>Service Time.....</i>	<i>36</i>
<i>Stadiums</i>	<i>27</i>
<i>Team History.....</i>	<i>18-20</i>
<i>Trades, Club-by-Club.....</i>	<i>38</i>
<i>World Series Summary.....</i>	<i>35-36</i>
<i>Year-by-Year Finish</i>	<i>39</i>
<i>Wade's Trades.....</i>	<i>38</i>

PHILLIES TEAM HISTORY

Philadelphia, a city rich in history and tradition, has played an integral part in professional baseball's early history. The Cincinnati Red Stockings of 1869 are recognized as the first all-salaried team.

Philadelphia's earliest team was called the Athletics. The year was 1870. The following year, the National Association was formed and Philadelphia was a part of that league. The team was still called the Athletics.

When the Association disbanded, several of the stronger teams formed (1876) the National League, as it is known today. The charter members were the Boston Red Caps, Chicago White Stockings, Cincinnati Red Stockings, St. Louis Brown Stockings, Hartford Dark Blues, New York Mutuals, Louisville Grays and the Philadelphia Athletics.

The very first National League game was played in Philadelphia on April 22, 1876, at 25th and Jefferson Streets. Boston won, 6-5 before an estimated 3,000.

Resting in seventh place with a 14-45 record, the Athletics couldn't make their final western trip because of insufficient funds. The team was immediately expelled from the league.

Philadelphia was without a National League franchise until a similar fate hit the Worcester (MA) Brown Stockings six years later.

Worcester faced financial difficulties and was about to fold when Alfred Reach, a Philadelphia sporting goods founder, bought the Brown Stockings and moved them to Philadelphia.

Reach named the team the Phillies, a take-off on the team's geographic roots, "Philly." Phillies is the longest-running name for any team in the National League.



Al Reach

Lost First Game

History shows the Phillies played their first game on May 1, 1883, losing to the Providence Grays, 4-3, at Recreation Park, 24th and Columbia Avenues. The crowd was estimated at 1,200.

It was the start of a tradition in which 1,665 players have put on a Phillies uniform and over 92 million spectators have attended games since the turn of the century when attendance figures were first recorded.

In 1887, the Phillies moved into a new "magnificent park" at Broad and Huntingdon Streets, which later became known as Baker Bowl (capacity 15,000). An estimated 20,000 fans jammed the park for the first game, April 30, a 19-10 win over the New York Giants.

The Phillies had to share the Philadelphia baseball scene when the American League was formed in 1901. One of the eight teams was the Athletics under manager Connie Mack.

The Athletics enjoyed more success than the Phillies and thus were more popular. The A's won six pennants in their first 15 years while the Phillies could muster just one.

That first championship came in 1915 when Pat Moran, a former catcher with the Phillies, led them to the pennant in his first year as manager. Grover Cleveland Alexander, a 31-game winner, won the first World Series game against the Boston Red Sox, who then swept the next four games.

While the A's had a strong run in the 1930s (three pennants, including two straight World Championships in 1929-30), the Phillies floundered. Outfielder Chuck Klein led an awesome attack but an awful pitching staff kept the Phillies from winning.

Baker Bowl began to deteriorate physically when some wooden bleachers gave way in 1927 forcing the Phillies to play a few games at Shibe Park (home of the A's). Finally, after 51 years at their stadium, the Phillies moved permanently to Shibe Park, July 4, 1938, splitting a doubleheader with Boston, a 10-5 loss and a 10-2 win.

Ownership of the Phillies seemed to change constantly, while the A's remained stable under the Shibe family. From 1903-1943, the Phillies had ten different owners.



Pat Moran

Carpenter Era Begins

Perhaps the most significant move in Phillies history came when the Carpenter family of duPont wealth in Wilmington (DE), bought the team on November 23, 1943, for an estimated \$400,000.

In an effort to stimulate more interest in the club, Bob Carpenter Jr., the new president, announced a contest was being held to find a nickname for the Phillies. For 1944 and 1945, the club was known as the Blue Jays although they still maintained the official Phillies title. The name Blue Jays was chosen from among 623 suggestions.

The name Blue Jays was heavily used the first two years (1944-45) and then began to appear less often in the newspapers in 1946 and 1947. The name never appeared in the newspapers after that year.

When Carpenter took over as President, he began to pour money into building a minor league system.

The efforts paid off rather quickly when a young team, nicknamed the Whiz Kids, won the 1950 pennant. Dick Sisler hit a dramatic three-run homer in the 10th inning at Ebbets Field to sink the Brooklyn Dodgers, 4-1.

PHILLIES TEAM HISTORY

Robin Roberts won 20 games that season, the first of six straight 20-win seasons. Richie Ashburn, the center fielder, started a string of hitting over .300 for seven straight years, including two batting titles.

A world title eluded the Phillies as the New York Yankees swept the Phillies in four straight games.

Eddie Sawyer's young club was expected to be a force for a few years but a third-place tie in 1953 was the best they could do.

The A's, meanwhile, began to slide. After finishing last in 1954, their 11th eighth-place finish in 23 seasons, the A's were sold and moved to Kansas City. Once again, Philadelphia was a one-team baseball town.

Shibe Park was renamed Connie Mack Stadium in honor of the A's owner/manager in 1953. But it's worth noting that as early as 1953, a new stadium in Philadelphia was envisioned by Mayor Richardson Dilworth. Thirteen years and many disagreements later, ground was broken for Veterans Stadium, which finally opened with the Phillies hosting the Montreal Expos on April 10, 1971. In 1995, 25 years later, the Phillies celebrated the Silver Season of the Vet with a special logo and events throughout the year.

Sisler's historic homer in 1950 was replaced as the greatest moment in Phillies history when at precisely 11:29 p.m., Tuesday, October 21, 1980, Tug McGraw struck out Kansas City's Willie Wilson to give the franchise its first World Championship. Dallas Green was the manager.

Under the leadership of Ruly Carpenter, who replaced his dad as president in 1972, and general manager Paul Owens, the Phillies dominated the National League East in the mid-1970s. They won three consecutive division titles starting in 1976 but couldn't get over the hump until 1980, a year after they had signed free agent Pete Rose.

The Phillies made it to the World Series that year by defeating the Houston Astros in a gut-wrenching National League Championship Series. Utopia hit Philadelphia when the Phillies won the Series over the Royals, 4-2.

The powerful Phillies teams of that era were anchored by two Hall of Famers, Steve Carlton, the first pitcher to win four Cy Young Awards, and third baseman Mike Schmidt, a three-time MVP.



Richie Ashburn

HISTORY

Carpenter Family Sells

The end of a different era occurred after the 1981 season. Citing escalating player salaries, the Carpenter family put the Phillies up for sale. Bill Giles, Executive Vice President under Ruly Carpenter, and five other partners purchased the team for \$30 million.

In just the second year of this new ownership group, the Phillies won their fifth Eastern Division title in eight years. Adding two veterans, Tony Perez and Joe Morgan, to an experienced team created the nickname, Wheeze Kids.

Owens, who went from the front office to manage the team in July, guided the Phillies to the World Series for the fourth time by eliminating the Los Angeles Dodgers in the NLCS.

The Baltimore Orioles, however, won the World Series, 4-1.

From generation to generation, fans' heroes change. A new set of heroes emerged from the 1993 season, when a last-place team from the previous year turned it around with another division title.

This team didn't have one nickname such as the Whiz Kids or Wheeze Kids. They had many names because they were a group of athletes who became Phillies through shrewd moves by General Manager Lee Thomas.

Jim Fregosi joined Moran, Sawyer, Green and Owens as managers who led the Phillies to an NL pennant and a trip to the World Series.

Heroes such as Alexander, Klein, Roberts, Ashburn, Carlton and Schmidt will always be remembered but there were new heroes on the scene from the 1993 team, which led the NL for all but one day throughout the season. Lenny Dykstra was second in the MVP race; Terry Mulholland, John Kruk, Darren Daulton and Dave Hollins were All-Stars but this was a total team effort. All 25 players emerged as heroes.

As underdogs, the Phillies dumped the favorite Atlanta Braves, 4-2, to make their third World Series appearance in the last 13 years. Their spring training neighbors, the Toronto Blue Jays, were the opponents.

A very entertaining World Series abruptly ended with Joe Carter's three-run homer which gave the Blue Jays their second consecutive World Championship.

On June 20, 1997, David Montgomery, former Executive Vice President, succeeded Giles as President of the Phillies. Giles became Chairman upon handing the reins over to Montgomery.

But, Phillies baseball is more than wins and losses. It involves people.

People who were Hall of Famers during the early years of the franchise, Harry Wright, Ed Delahanty and Sam Thompson.

People who were MVP winners, Klein, Jim Konstanty and Schmidt.

People who won Cy Young Awards, starting with Carlton's four and followed by John Denny and Steve Bedrosian.

People who were Rookie of the Year winners, Jack Sanford, Dick Allen and Scott Rolen.

PHILLIES TEAM HISTORY

People who reached fans, first on the airwaves, and later on television, Gene Kelly, By Saam, Ashburn, Bill Campbell, Harry Kalas, Andy Musser and Chris Wheeler.

Oh yes. There's one more important date in Phillies history...April 25, 1978, when a big green furry creature made its debut as the team's mascot...Phillie Phanatic. As with the 117-year old baseball team, the Phanatic, too, is a tradition.

PHILLIES IN THE COMMUNITY

Commitment to the surrounding community has been a hallmark of the Phillies ever since Bill Giles and his partners assumed ownership of the club in 1981.

Phillies Charities, Inc. serves as the fundraising arm of the Phillies organization and covers the wide variety of charity involvement of the organization. In addition to giving funds and providing thousands of charitable donations to a variety of local non-profit organizations, the Phillies have raised over \$4.8 million for the official Phillies charity, ALS (Lou Gehrig's Disease), since 1984.

Rico Brogna, Doug Glanville, Wayne Gomes, Mike Lieberthal, Scott Rolen and Curt Schilling are among the Phillies players who also donate time and money to a variety of charities throughout the season.

Not to be overlooked are the players' wives, who work and volunteer as a group (Women in the Major Leagues) throughout the year to raise funds for Childhelp USA and Big Brothers and Sisters of America.

Among the groups benefiting from the Phillies are: the Boy Scouts of America, CADE, Junior Baseball Federation, Jackie Robinson Foundation, Police Athletic League and the United Negro College Fund.

The Phillies **Speakers Bureau** is comprised of active and former players, coaches, broadcasters and management, appearing throughout the tri-state area.

Dickie Noles is a key member of the bureau. He speaks to parents and youth groups about alcohol and drug abuse through his S.A.V.E.S. program.

The Phillies are also committed to promoting and supporting **education and literacy** programs. Among those programs: "Breaking Barriers", Free Library Reading Program and Philadelphia School District Reading Program, Multiple Sclerosis Read-Athon, and our Visit the Vet Program.

In addition, the Phillies are committed to developing **youth baseball** in the Philadelphia area. Rookie and RBI leagues are designed to encourage inner city children (from ages 6-18) to play baseball. Combined, the programs involve more than 7,500 boys and girls yearly. The Phillies also initiated two local tournaments for baseball players. The Carpenter Cup is a tournament designed to give exposure to tri-state area high school baseball players and the Liberty Bell Classic does the same for college-level players.



The Phillies wives ran a silent auction for the American Red Cross in 1999 to benefit local victims of Hurricane Floyd.

ATTENDANCE

VETERANS STADIUM ATTENDANCE

YEAR	TOTAL	DATES	AVG./DATE	YEAR	TOTAL	DATES	AVG./DATE
1971	1,511,223	75	20,149	1986	1,933,335	78	24,786
1972	1,343,329	74	18,153	1987	2,100,110	79	26,584
1973	1,475,934	75	19,679	1988	1,990,041	78	25,513
1974	1,808,648	77	23,488	1989	1,861,985	74	25,162
1975	1,909,233	74	25,800	1990	1,992,484	77	25,876
1976	2,480,150	78	31,797	1991	2,050,012	83	24,699
1977	2,700,007	79	34,178	1992	1,927,448	78	24,711
1978	2,583,389	77	33,551	1993	3,137,674	80	39,221
1979	2,775,011	77	36,039	1994	2,290,971	58	39,500
1980	2,651,650	78	33,996	1995	2,043,588	71	28,783
1981	1,638,932	54	30,351	1996	1,801,677	78	23,098
1982	2,367,394	77	30,862	1997	1,490,638	77	19,359
1983	2,128,339	75	28,378	1998	1,715,702	79	21,718
1984	2,062,696	77	26,789	1999	1,825,337	80	22,817
1985	1,830,350	78	23,466	TOTAL	59,427,287	2195	27,074
				AVERAGE	2,049,217		

SMALLEST VET CROWDS

There have been 61 crowds under 10,000 since Veterans Stadium opened in 1971. The "top" 10:

1.	4,149	5/06/74	6.	5,297	*9/19/91
2.	4,288	5/07/74	7.	5,311	4/18/72
3.	5,057	9/12/72	8.	5,335	9/27/72
4.	5,081	5/08/74	9.	5,466	7/06/72
5.	5,130	4/12/73	10.	5,477	4/29/75

*The game on 9/19/91 was originally scheduled to be played in Montreal, but was moved to Veterans Stadium because of fallen concrete at Olympic Stadium.

ALL-TIME W/L RECORDS

RECORD VS OPPONENTS SINCE 1883

FRANCHISE	RECORD	PCT.	FRANCHISE	RECORD	PCT.
Arizona	8-10	.444	Milwaukee*	9-9	.500
Atlanta-Milwaukee-Boston	989-1100	.473	Montreal	256-251	.505
Chicago	1030-1172	.468	New York Mets	339-291	.538
Cincinnati	882-1078	.450	Pittsburgh	1000-1148	.466
Colorado	36-29	.554	St. Louis	895-1160	.436
Florida	52-34	.605	San Diego	191-167	.534
Houston	252-224	.529	San Francisco-New York	868-1197	.420
Los Angeles-Brooklyn	855-1103	.437			

REGULAR SEASON RECORD ON THE ROAD

STADIUM (Opening Year)	RECORD	PCT.	STADIUM (Opening Year)	RECORD	PCT.
Bank One Ballpark (1998)	2-7	.222	County Stadium (1970*)	4-8	.333
Turner Field (1997)	5-14	.263	Olympic Stadium (1977)	88-89	.497
Wrigley Field (1916)	359-456-4	.440	Shea Stadium (1964)	153-149-1	.507
Riverfront Stadium/Cinergy (1970)	67-102	.396	Three Rivers Stadium (1970)	86-146	.371
Coors Field (1995)	11-13	.458	Busch Stadium (1966)	114-154-1	.382
Joe Robbie Stadium/Pro Player (1993)	21-23	.477	Jack Murphy Stadium/Qualcomm (1969)	89-90	.497
Astrodome (1965)	88-123	.417	Candlestick Park/3Com (1960)	109-156	.411
Dodger Stadium (1962)	111-133	.455			

*Milwaukee switched to the NL in 1998.

ALL-TIME ROSTER

Includes all players who have participated in one or more official National League games with the Phillies from 1883-1999 ... a total of 1,684 players. The most common names in Phillies history have been: Miller (13), Johnson (11), and Smith (10).

A

Abbatichio, Ed 1897-98
 Abbott, Fred 05
 Abbott, Kyle 92, 95
 Abreu, Bobby 98-
 Acosta, Cy 75
 Adams, Bert 15-19
 Adams, Bob 31-32
 Adams, Buster 43-45; 47
 Adduci, Jim 89
 Aguayo, Luis 80-88
 Akerfelds, Darrel 80-91
 Albright, Jack 47
 Alcred, Scott 99
 Alexander, Gower 11-17; 30
 Allen, Bob 1890-94
 Allen, Bob 37
 Allen, Ethan 34-36
 Allen, Hezekiah 1884
 Allen, Richie 63-69; 75-76
 Almon, Bill 88
 Altamirano, Porfirio 82-83
 Amaro, Ruben 60-65
 Amaro, Ruben, Jr. 92-93;
 96-98
 Ames, Leon 19
 Andersen, Larry 83-86;
 93-94
 Anderson, Dave 1889-90
 Anderson, Sparky 59
 Anderson, Harry 57-60
 Anderson, John 58
 Anderson, Marlon 98-
 Anderson, Mike 71-75; 79
 Andrews, Ed 1884-89
 Andrews, Fred 76-77
 Andrews, Stan 45
 Andrus, Bill 37
 Antolick, Joe 44
 Antonelli, John 45
 Arias, Alex 98-
 Artelt, Buzz 31
 Armovich, Morris 36-40
 Ashburn, Richie 48-59
 Ashby, Andy 91-92
 Attreau, Dick 26-27
 Atwood, Bill 36-40
 Averil, Earl 63
 Aviles, Ramon 79-81
 Ayrault, Bob 92-93

B

Backman, Wally 91-92
 Baecht, Ed 26-28
 Bahnsen, Stan 82
 Bair, Doug 87
 Baird, Doug 19
 Baker, Floyd 54-55
 Baldschun, Jack 61-65
 Baldwin, Henry 27
 Baller, Jay 82, 92
 Bancroft, Davey 15-20
 Bannister, Alan 74-75
 Barojas, Salome 88
 Barrett, Dick 43-45
 Barrett, Tommy 88-89
 Barron, Tony 97
 Barry, Rich 89
 Barry, Shad 01-04
 Barry Thomas 04
 Bartell, Dick 31-34
 Bashore, Walt 36
 Bastian, Charlie 1885-88; 91
 Bateman, John 72
 Bates, Del 70
 Bates, Hubert 39
 Bates, John 09-10

Baiste, Kim 91-94
 Battle, Howard 96
 Baumgartner, Stan 14-16;
 21-22
 Baumholtz, Frankie 56-57
 Bearn, Ernie 1895
 Beck, Boom Boom 39-43
 Beck, Fred 11
 Becker, Beals 13-15
 Becker, Bob 1897-98
 Bedell, Howie 88
 Bedrosian, Steve 86-89
 Beebe, Fred 11
 Beech, Matt 96-98
 Behan, Pettie 21-23
 Belinsky, Bo 65-66
 Bell, Juan 92-93
 Bender, Chief 16-17
 Benedict, Art 1883
 Benge, Ray 28-32; 36
 Benjamin, Mike 96
 Benjamin, Stan 39-42
 Bennett, Dave 64
 Bennett, Dennis 62-64
 Bennett, Gary 95-96; 98-99
 Bennett, Joe 23
 Bennett, Joel 99
 Bentley, Jack 26
 Benton, Stan 22
 Berger, Wally 40
 Berly, John 32-33
 Bernhard, Bill 1899-1900
 Berry, Hodge 02
 Bertrand, Lefty 36
 Betts, Huck 20-25
 Bicknell, Charlie 48-49
 Bird, Doug 79
 Bishop, Jim 23-24
 Bittiger, Jeff 86
 Bivin, Jim 35
 Blackburne, Lena 19
 Blackwell, Tim 76-77
 Blake, Sheriff 31
 Blanton, Cy 40-42
 Blatnick, Johnny 48-50
 Blatner, Buddy 49
 Blaylock, Marv 55-57
 Blazier, Ron 96-97
 Bloodworth, Jimmy 50-51
 Boever, Joe 90-91
 Boitano, Dan 78
 Boland, Ed 34-35
 Bolen, Stew 31-32
 Bolger, Jim 59
 Bolling, John 39
 Booker, Rod 90-91
 Boone, Bob 72-81
 Booser, John 62-64; 66-69
 Borland, Toby 94-96; 98
 Borowy, Hank 49-50
 Bosetti, Rick 76
 Boskie, Shawn 94
 Bottalico, Ricky 94-98
 Bouchee, Ed 56-60
 Bowa, Larry 70-81
 Bowman, Bob 55-59
 Bowman, Joe 35-36
 Bowman, Sumner 1890
 Boyle, Jack 1893-98
 Boyle, John 12
 Brack, Gib 38-39
 Brackenridge, John 04
 Bradley, Phil 88
 Brady, Charlie 05
 Bragan, Bobby 40-42
 Bramhall, Art 35

Brandon, Darrell 71-73
 Brandt, Jackie 66-67
 Bransfield, Kitty 05-11
 Brantley, Cliff 91-92
 Brantley, Jeff 99
 Brashear, Roy 03
 Breitenstein, Alonzo 1883
 Brannan, Ad 10-13
 Bressler, Rube 32
 Brett, Ken 73
 Brewer, Billy 97-99
 Brewster, Charlie 43
 Brickell, Fred 30-33
 Briggs, John 64-71
 Brink, Brad 92-93
 Brinker, Bill 12
 Britlin, Jack 50-51
 Brogna, Rico 97-
 Brouthers, Dan 1896
 Brown, Charles 07-09
 Brown, Lloyd 40
 Brown, Ollie 74-77
 Brown, Paul 61-63; 68
 Brown, Tom 51-52
 Brown, Willard 1891
 Browne, Byron 70-72
 Browne, Earl 37-38
 Browne, George 01-02; 12
 Bruggy, Frank 21
 Bruner, Roy 39-41
 Brusstar, Warren 77-82
 Buckley, Dick 1894-95
 Bultinton, Charlie 1887-89
 Buhl, Bob 66-67
 Bullock, Eric 89
 Bunning, Jim 64-67; 70-71
 Burchell, Fred 03
 Burdette, Lew 65
 Burgess, Smoky 52-55
 Burich, Bill 42; 46
 Burk, Mack 56; 58
 Burkart, Elmer 36-39
 Burke, Bobby 37
 Burke, Eddie 1890
 Burns, Bill 11
 Burns, Ed 13-18
 Burns, George 25
 Burris, Al 1894
 Busby, Red 41; 43
 Buskey, Joe 26
 Buskey, Mike 77
 Butcher, Max 38-39
 Butler, Charles 33
 Butler, Flo 97
 Buzhardt, John 60-61
 Byrd, Paul 98-
 Byrne, Bob 13-17
 Bystrom, Marty 80-84

C

Caballero, Putsy 44-45;
 47-52
 Cady, Forrest 19
 Caldwell, Earl 28
 Caldwell, Ralph 04-05
 Calhoun, Jeff 87-88
 Callahan, Leo 19
 Callahan, Nixey 1894
 Callison, John 80-89
 Camilli, Dolph 34-37
 Camnitz, Howie 13
 Campbell, Bill 84
 Campasano, Sil 90-91
 Candini, Milo 50-51
 Cantwell, Mike 19-20
 Capron, Ralph 13
 Cardenal, Jose 78-79

Cardwell, Don 57-60
 Carlin, Jim 41
 Carlson, Hal 24-27
 Carlton, Steve 72-86
 Carman, Don 83-90
 Carrero, Amelio 91
 Carsey, Kid 1892-97
 Carter, Andy 94-95
 Casey, Dan 1886-89
 Cash, Dave 74-76
 Cassian, Ed 1891
 Castillo, Braulio 91-92
 Castle, John 10
 Cater, Danny 64
 Causey, Cecil 20-21
 Cavanaugh, Pat 19
 Cedeno, Domingo 99
 Chalmers, George 10-16
 Chamberlain, Wes 90-94
 Champion, Bill 69-72
 Chapin, Darrin 92
 Chapman, Ben 45-46
 Charlton, Norm 95
 Cheek, Harry 10
 Cheney, Larry 19
 Chetkovich, Mitchell 45
 Childress, Rocky 85-86
 Childs, Cupid 1888
 Childs, Pete 02
 Chiles, Pearce 1899-1900
 Chiozza, Dino 35
 Chiozza, Lou 34-36
 Christenson, Larry 73-83
 Church, Bubba 50-52
 Cieslak, Ted 44
 Clancy, Bud 31
 Clark, John 38
 Clark, Mel 51-55
 Clark, Ron 75
 Clarke, Jay 19
 Clay, Bill 02
 Clay, Danny 88
 Clements, Doug 66-68
 Clement, Wallace 08-09
 Clements, Jack 1884-97
 Coble, Dave 39
 Coffman, Dick 45
 Cohen, Al 33
 Coker, Jimmie 58; 60-62
 Cole, Dave 55
 Coleman, Choo Choo 61
 Coleman, John 1883-84
 Coleman, John 1890
 Collard, Earl 30
 Collins, Phil 29-35
 Colton, Larry 68
 Combs, Pat 89-92
 Comer, Steve 83
 Command, Jim 54-55
 Compton, Mike 70
 Conger, Dick 43
 Conley, Bob 58
 Conley, Gene 59-60
 Conn, Bert 1898; 1900-01
 Connell, Gene 31
 Connor, Roger 1892
 Connors, Jerry 1892
 Consolo, Billy 82
 Conway, Bill 1884
 Cook, Dennis 89-90
 Cook, Paul 1884
 Cooley, Duff 1896-99
 Cooney, Jimmy 27
 Cooper, Claude 16-17
 Corbett, Gene 36-38
 Corcoran, Tim 83-85

Corrales, Pat 64-65
 Corridon, Frank (04-05;
 07-09)
 Cotter, Dick 11
 Cotter, Ed 26
 Couch, John 23-25
 Courtney, Ernie 05-08
 Coveleski, Harry 07-09
 Covington, Chet 44
 Covington, Wes 61-65
 Cowen, Billy 67
 Cowley, Joe 87
 Cox, Danny 91-92
 Cox, Larry 73-75
 Craig, Roger 66
 Cravath, Gavy 12-20
 Crawford, Carlos 96
 Crawford, Glenn 45-46
 Crawford, Larry 37
 Crist, Chester 06
 Cristante, Leo 51
 Croft, Henry 1899
 Cross, Lave 1892-97
 Cross, Monte 1898-1901
 Crouch, Bill 41
 Crowley, John 1884
 Crumpler, Roy 25
 Cruz, Todd 78
 Culp, Ben 42-44
 Culp, Bill 10
 Culp, Ray 63-66
 Culver, George 73-74
 Cummings, Midge 97
 Curry, Tony 60-61
 Curtis, Cliff 11-12
 Cusick, Tony 1884-87

D

Dahlgren, Babe 43
 Dailey, Sam 29
 Daily, Ed 1885-87
 Dairymple, Clay 60-68
 Daniels, Fred 45
 Dark, Al 60
 Darrow, George 34
 Daulton, Darren 83; 85-97
 Davis, Curt 34-36
 Davis, Dick 81-82
 Davis, Dixie 18
 Davis, George 32; 34
 Davis, Jackie 62
 Davis, Mark 80-81; 93
 Davis, Spud 28-33; 38-39
 Dawley, Bill 88
 Day, Bill 1889-90
 Dean, Wayland 26-27
 Decatur, Art 25-27
 Decker, Harry, 1889-90
 Deisinger, Otto 08-09
 De Jesus, Ivan 82-84
 De Jesus, Jose 90-91
 Delahanty, Ed 1888-89;
 1891-1901
 Delahanty, Tom 1894
 DeLeon, Jose 92-93
 Del Greco, Bobby 60-61; 65
 Delker, Ed 32-33
 Del Savio, Gar 43
 Demaree, Al 15-16
 Demeter, Don 61-63
 Denny, Tod 23
 Denny, Jerry 1891
 Denny, John 82-85
 Dernier, Bob 80-83; 88-89
 Deshaies, Jim 95
 Devine, Mickey 18
 Devlin, Jim 1887

ALL-TIME ROSTER

Devore, Josh 13-14
Diaz, Bo 82-85
Dickson, Murry 54-56
Dietrich, Bill 27-28
Dietz, Dutch 43
Dillhoefer, Bill 18
Dillard, Gordon 89
DiMaggio, Vince 45-46
Dineen, Kerry 78
Dinges, Vance 45-46
Diorio, Ron 73-74
Dishman, Glenn 95
Dodd, Robert 98
Dodger, John 12-13
Dolan, Alvin 12-13
Dolan, Joe 1899-1901
Donahue, Charles 04
Donahue, John 43-44
Donahue, Red 1898-1901
Donnelly, Blix 46-50
Donohue, Joe 1891
Donovan, Jerry 06
Dootin, Fred 02-14
Doolan Mickey 05-13
Doster, Dave 96; 99
Douglass, Klondike 1896-1904
Dowd, Tom 1897
Dowell, Ken 87
Downey, Tom 12
Downs, Dave 72
Dowse, Tom 1892
Doyle, Conny 1883
Doyle, Denny 70-73
Doyle, John 04
Drake, Solly 59
Drews, Karl 51-54
Dubiel, Monk 48
Ducey, Rob 99-
Dudley, Clise 31-32
Duffy, Hugh 04-06
Dugas, Gus 33
Dugey, Oscar 15-17
Dugleby, Bill 1898; 1901-07
Duncan, Mariano 92-95
Duncan, Vern 13
Dunham, Lee 26
Dunkle, Davey 1897-98
Dunn, Jack 00-01
Dupaughner, Mike 1884
Duren, Ryne 63-65
Durning, George 25
Dykstra, Lenny 89-98

E

Easter, Mike 87
Easton, John 55; 59
Eastwick, Raul 78-79
Edens, Tom 94
Edwards, Doc 70
Eisenreich, Jim 93-96
Eliabfield, Kid 1898
Elliot, Ace 29-32
Elliott, Jim 31-34
Ellis, Ben 1896
Ellsworth, Dick 67
Elster, Kevin 95
Emery, Cal 63
Emery, Herrick 24
Ennis, Del 46-56
Enzmann, John 20
Erickson, Don 58
Erickson, Paul 48
Esper, Duke 1890-92
Espinoza, Nino 79-81
Essegian, Chuck 58
Essian, Jim 73-75
Estafella, Bobby 96-99
Etten, Nick 41-42; 47
Evers, John 17

Ewing, Bob 10-11
Eyrich, George 43
F
Faircloth, Jim 19
Fallenstein, Ed 31
Fanning, Jack 1894
Farmer, Ed 74; 82-83
Farrar, Sid 1883-89
Farrell, Dick 56-61; 67-69
Farrell, Jack 1886
Feinberg, Ed 38-39
Felix, Harry 02
Ferguson, Alex 27-29
Ferguson, Bob 1883
Ferguson, Charlie 1884-87
Fernandez, Chico 57-59
Fernandez, Sid 95-96
Ferrarese, Don 61-62
Fick, John 44
Fields, Jocko 1891
Field, Jack 1897-99
Figgemeier, Frank 1894
File, Larry 40
Fillingim, Dana 25
Finley, Bob 43-44
Finn, Mickey 33
Finneran, Joe 12-13
Finney, Lou 47
Fireovid, Steve 84
Fisher, Newt 1898
Fittery, Paul 17
Fitzgerald, Mike 18
Flager, Wally 45
Flaherty, Pat 10
Fleming, Tom 02; 04
Fletcher, Art 20; 22
Fletcher, Darrin 90-91
Fletcher, Frank 14
Fletcher, Paul 93; 95
Flick, Elmer 1898-1901
Flitcraft, Hilly 42
Flora, Kevin 95
Flowers, Ben 56
Fogarty, Jim 1884-89
Foley, Tom 85-86
Fonseca, Lew 25
Foote, Barry 77-78
Ford, Curt 89-90
Ford, Hod 24
Fortune, Gary 16; 18
Foster, Kevin 93
Fox, Henry 02
Fox, Howie 52
Fox, Terry 66
Foxen, Bill 08-10
Foxy, Jimmie 45
Franco, Julio 82
Francona, Tito 67
Fraser, Chick 1899-1900; 02-04
Freed, Ed 42
Freed, Roger 71-72
Freeman, Marvin 86; 88-90
Frees, Gene 59
Frey, Steve 95-96
Friberg, Barney 25-32
Frink, Fred 34
Fritz, Larry 75
Groelich, Bill 09
Frohwirth, Todd 87-90
Frye, Charley 40
Fryman, Woodie 68-72
Fuchs, Charlie 43
Fullis, Chick 33-34
Fultz, Dave 1898-99
G
Gabrielson, Len 39
Gallagher, Bill 1883
Gallagher, Bill 1896

Gallagher, Dave 95
Gallia, Bert 20
Garble, Oscar 70-72
Gandy, Bob 16
Gant, Ron 99
Ganzel, Charlie 1885-86
Garber, Gene 74-78
Garcia, Kiko 83-85
Gardiner, Art 23
Gardner, Gid 1888
Garvin, Ned 1896
Geier, Phil 1896-97
Gerhauser, Al 43-44
Gheff, Tony 83
Gilbert, Charley 46-47
Gillen, Sam 1897
Girard, Charles 10
Gladman, Buck 1883
Glanville, Doug 99
Glaviano, Tommy 53
Glasner, Whitney 23-24
Gleason, Kid 1888-91; 1903-08
Glossop, Al 42
Glynn, Bill 49
Goebel, Bill 1899
Gollat, Mike 49-51
Gomes, Wayne 97
Gomez, Jose 35-36
Gomez, Ruben 59-60; 67
Gonzalez, Orlando 76
Gonzalez, Tony 60-68
Good, Wilbur 16
Gorman, Glen 55-57
Gorman, Howard 37-38
Gorman, Tom 86
Gormley, Ed 1891
Goulsh, Nick 44-45
Grabarkewitz, Bill 73-74
Grabarkewitz, Reggie 32-34
Grace, Earl 36-37
Grace, Mike 95-99
Grady, Mike 1894-97
Graham, George 12
Graham, Wayne 63
Grahne, Joe 99
Grant, Ed 07-10
Grant, Jim 23
Grasmick, Lou 48
Grate, Don 45-46
Graulich, Lew 1891
Gray, John 58
Green, Dallas 60-64; 67
Green, June 28-29
Green, Tyler 93; 95-98
Greene, Tommy 90-95
Greene, Willie 02
Greengrass, Jim 55-56
Greenwood, Bob 54-55
Grey, Bill 1890-91
Grim, John 1888
Grimsley, Jason 89-91
Grimes, Oscar 26
Grissom, Lee 41
Groat, Dick 66-67
Gross, Emil 1883
Gross, Greg 79-88
Gross, Kevin 83-88
Grotewold, Jeff 92
Gumbert, Ad 1896
Gunning, Tom 1887
Gutierrez, Jackie 88
H
Haas, Bert 48-49
Hacker, Warren 57-58
Haddix, Harvey 56-57
Haddock, George 1894
Haley, Bud 39
Hagan, Art 1883

Hahn, Don 75
Haistip, Jim 13
Hall, Bert 11
Hall, Dick 67-68
Hall, Robert 04
Hallahan, Bill 38
Hallman, Bill 1889-89; 92-97; 1901-03
Hamilton, Billy 1890-95
Hamilton, Earl 24
Hamilton, Jack 62-63
Hammer, Garvin 45
Hammer, Granny 44-59
Hamrick, Ray 43-44
Handley, Lee 47
Hanebrink, Harry 59
Hansen, Andy 51-53
Hansen, Snipe 30; 32-35
Harbridge, Bill 1883
Hardie, Lew 1884
Harrman, Bill 41
Harrmon, Chuck 57
Harrmon, Terry 67; 69-77
Harper, George 1891
Harper, George 24-25
Harrell, Ray 39
Harrelson, Bud 78-79
Harrington, Mickey 63
Harris, Gene 95
Harris, Greg 88-89
Harris, Herb 36
Harris, Reggie 97
Harris, Mike 91-92
Hartman, Charles 13
Hasenmayer, Don 45-46
Haslin, Mickey 33-36
Hatcher, Billy 94
Hawks, Nelson 25
Hayes, Charlie 89-91; 95
Hayes, Von 83-91
Head, Ralph 23
Hearn, Jim 57-59
Heathcote, Cliff 32
Hebner, Richie 77-78
Heflin, Bronson 96
Hegan, Jim 58-59
Heintzelman, Ken 47-52
Heltzel, Heinie 44
Hemingway, Edson 18
Hernsley, Rollie 46-47
Hernsley, Solly 56-58
Henderson, Hardie 1883
Hendrick, Harvey 34
Henline, Butch 21-26
Hennessey, George 42
Hennrich, Fritz 24
Henry, Jim 39
Herbert, Ray 65-66
Hernaiz, Jesus 74
Hernandez, Willie 83
Herr, Tommy 89-90
Herrera, Pancho 58; 60-61
Herrnstein, John 62-66
Heusser, Ed 38; 48
Higbe, Kirby 39-40
High, Andy 34
Hiland, John 1885
Hilgendorf, Tom 75
Hiller, Chuck 67
Hilly, Pat 14
Hilsley, Charlie 1883
Hisle, Larry 68-71
Hoak, Don 63-64
Hoch, Harry 08
Hodge, Bert 42
Hodkey, Eli 46
Hodson, George 1895
Hoerner Joe 70-72; 75
Hoerst, Frank 40-42; 46-47

Hoffman, Bill 39
Hogg, Brad 18-19
Hohman, Bill 27
Holden, Joe 34-36
Holla, Walt 23-25
Holland, Al 83-85
Holley, Ed 32-34
Holdingsworth, Al 38-39
Hollins, Dave 90-95
Hollmig, Stan 49-51
Holloway, Jim 29
Hoover, Buster 1884
Hopkins, Marty 94
Houston, Harry 06
Howell, Ken 89-90
Howland, Dan 13
Hubbell, Bill 20-25
Huber, Clarence 25-26
Hudler, Rex 97-98
Hudson, Charles 83-86
Hughes, Keith 87
Hughes, Roy 39-40; 46
Hughes, Tom 41-42; 46-47
Hulen, Bill 1896
Hulsitt, Rudy 02-04
Hume, Tom 86-87
Humphries, Albert 10-11
Humphries, Jack 46
Hunter, Rich 96
Hurst, Don 28-34
Hutto, Jim 70
Hulton, Tom 72-77
I
Iburg, Ham 02
Imlay, Doc 13
Incavaglia, Pete 93-94; 96
Inks, Bert 1896
Iorg, Dene 77
Irwin, Harold 14
Irwin, Arthur, 1886-89; 94
Isales, Orlando 80
J
Jacklitsch, Fred 00-02; 07-10
Jackson, Danny 93-94
Jackson, Grant 65-70
Jackson, John 33
Jackson, Ken 87
Jackson, Larry 66-68
Jackson, Mike 70
Jackson, Mike 86-87
Jacobs, Bill 14; 18-19
Jahn, Art 28
James, Chris 86-89
James, Jeff 68-69
Javier, Stan 92
Jefferson, Gregg 95-98
Jeffries, Irvine 34
Jelks, Greg 87
Jeltz, Steve 83-89
Jenkins, Fergie 65-66
Jennings, Hugh 01-02
Johnson, Alex 64-65
Johnson, Charles 08
Johnson, Darrell 61
Johnson, Davey 77-78
Johnson, Deron 89-73
Johnson, Jerry 68-69
Johnson, John 1894
Johnson, Ken 50-51
Johnson, Si 40-43; 46
Johnson, Syl 34-40
Johnson, Tom 1897
Johnstone, Jay 74-78
Jok, Stan 54
Jones, Alex 1894
Jones, Barry 92
Jones, Dale 41
Jones, Doug 94

ALL-TIME ROSTER

Jones, Jesse 23
Jones, Nippy 52
Jones, Ron 88-91
Jones, Willie 47-59
Jonnard, Clarence 26-27; 35
Jordan, Buck 38
Jordan, Charlie 1895
Jordan, Kevin 95
Jordan, Niles 51
Jordan, Ricardo 96
Jordan, Ricky 88-94
Jorgens, Orville 35-37
Joseph, Rick 67-70
Judd, Oscar 45-48
Juden, Jeff 94-95
Jumonville, George 40-41
Jurisich, Al 46-47

K

Kaat, Jim 76-79
Kahoe, Mike 05
Kane, Harry 05-06
Kantlehner, Eiv 16
Kappel, Joe 1884
Karl, Andy 43-46
Karp, Ryan 95; 97
Kaufmann, Tony 27
Kazanski, Ted 53-58
Keating, Chick 26
Keefe, Tim 1891-93
Keegan, Ed 59; 62
Keenan, James 20-21
Keener, Harry 1896
Kelster, Bill 03
Kelleher, Hal 35-38
Kelly, Bill 28
Kelly, Charlie 1883
Kelly, Kick, 1893
Kelly, Mike 26
Kenders, Al 61
Kennedy, John 57
Kennedy, Vern 44-45
Kerksick, Wayman 39
Kern, Jim 84
Killefer, Bill 11-17
Kilroy, Mike 1891
Kimball, Newt 43
Kimmick, Wall 25-26
King, Lee 21-22
Kipper, Thornton 53-55
Klaus, Billy 62-63
Klein, Chuck 28-33;
36-39; 40-44
Kleinhans, Ted 34
Kleinow, Red 11
King, Bill 1891
Klippstein, John 63-64
Knabe, Otto 07-13
Knell, Phil 1892
Knically, Alan 85
Knight, Jack 25-26
Knight, Joe 1884
Knothe, Fritz 33
Knothe, George 32
Knowles, Darold 66
Koecher, Dick 46-48
Koupal, Pete 71-72
Konechky, Ed 21
Konstanty, Jim 48-54
Kosman, Jerry 84-85
Koppe, Joe 59-61
Koster, Fred 31
Koupal, Lou 29-30
Kowalk, Fabian 36
Koy, Ernie 42
Kracher, Joe 39
Kraus, Tex 43; 45
Kroll, Gary 64
Krueger, Otto 05
Krug, Henry 02

Kruk, John 89-94
Krukow, Mike 82
Kucek, Jack 79
Kuenh, Harvey 66
Kuzava, Bob 55

L

LaGrow, Lerrin 80
Lajoie, Nap 1896-1900
Lake, Steve 89-92
Lakeman, Al 47-48
LaMaster, Wayne 37-38
Lambert, Gene 41-42
Lampe, Henry 1895
Landrum, Don 57
Lanning, Tom 38
Lapishuka, Andy 42-43
LaPointe, Dave 91
LaPointe, Ralph 47
Larson, Dan 78-81
Lauder, Billy 1898-99
Lavalliere, Mike 84
Lavender, Jim 17
Laxton, Bill 70
Leach, Fred 23-28
Leahy, Dan 1896
LeBourveau, Bevo 19-22
Lee, Bill 43-45
Lee, Cliff 21-24
Lee, Hal 31-33
LeFebvre, Joe 83-86
Legg, Greg 86-87
Lehman, Ken 61
Lehr, Clarence 11
Leiper, Dave 96
Leiter, Mark 97-98
Lemon, Jim 63
Lennon, Ed 28
Leon, Sid 45
Leonard, Dutch 47-48
Leppio, Ted 60
Lerch, Randy 75-80; 86
Lerian, Walt 28-29
Lersch, Barry 89-73
Leslie, Roy 22
Letcham, Charlie 39; 44; 46
Levan, Jesse 47
Levy, Ed 40
Lewis, Burt 24
Lewis, Fred 1883
Lewis, Mark 98
Lezcano, Sixto 83-84
Lieberthal, Mike 94
Lindell, Johnny 53-54
Lindeman, Jim 91-92
Lindsey, Doug 91; 93
Linz, Phil 66-67
Linzy, Frank 74
LiPatri, Angelo 56; 58
Lipp, Tom 1897
Lis, Joe 70-72
Litka, Ad 32-33
Lithiler, Danny 40-43
Livingston, Mickey 41-43
Loan, Mike 12
Lobert, Hans 11-14
Lock, Don 67-69
Locke, Bobby 62-64
Loewer, Carlton 98
Lohrke, Jack 52-53
Lohrman, Bill 34
Lonborg, Jim 73-79
Long, Herman 04
Longmire, Tony 93-95
Lorrett, Joe 56-59
Lopala, Stan 48-58
Lopalka, Art 46
Lopez, Marcelino 63
Lord, Carlton 23
Loughlin, Larry 67

Lovenguth, Lynn 55
Loviglio, Jay 80
Lovullo, Torey 89
Lowrey, Peanut 55
Lucas, Fred 35
Lucid, Con 1895-96
Lucier, Louis 44-45
Luderus, Fred 10-20
Lukens, Al 1894
Lupien, Tony 44-45
Lush, John 04-07
Luzinski, Greg 70-80
Lyle, Sparky 80-82
Lynch, Tom 1884-85
Lyons, Harry 1887
Lyons, Terry 29

Mc

McAvoy, George 14
McBride, Bake 77-81
McCarthy, Tommy 1886-87
McCarver, Tim 70-72; 75-80
McCauley, Al 1890
McClellan, Bill 1883-84
McCloskey, John 06-07
McCormack, Don 80-81
McCormick, Frank 46-47
McCormick, Moose 08
McCurdy, Harry 30-33
McDonough, Ed 09-10
McDowell, Roger 89-91
McElroy, Chuck 89-90
McElroy, Jim 1884
McFadden, Barney 02
McFarland, Ed 1897-1901
McFetridge, Jack 1890; 1903
McGaffigan, Patsy 17-18
McGill Willie 1895-96
McGinnis, Gus 1893
McGraw, Bob 28-29
McGraw, Tug 75-84
McGuire, Deacon 1886-88
McLinnis, John 27
McKee, Rogers 43-44
McLaughlin, Bernie 1887
McLaughlin, Warren 00; 03
McLeod, Soule 33
McLish, Cal 62-64
McMillon, Billy 97
McPherson, John 04
McQuilan, George 07-10; 15-16
McWilliams, Larry 89

M

MacDonald, Harvey 28
Mackanin, Pete 78-79
Madden, Tom 11
Maddox, Garry 75-86
Maddux, Mike 86-89
Madison, Art 1895
Madrid, Alex 88-89
Maduro, Calvin 96-97
Magee, Bill 1899; 1902
Magee, Sherry 04-14
Magee, Wendell, Jr 96-99
Majors, Al 60-65
Mahar, Art 40
Maharg, Bill 16
Maher, Frank 02
Maher, Tom 02
Main, Miles 18
Malis, Cy 34
Malkous, Bobby 60-62
Mallon, Les 31-32
Malone, Chuck 90
Mancuso, Gus 45
Mangus, George 12
Manning, Jack 1883-85
Manto, Jeff 93
Marrie, Harry 40-42
Maroney, Jim 10

Marsh, Tom 92; 94-95
Marshall, Doc 04
Marshall, Rube 12-14
Marshall, Leon 09
Martin, Herschel 37-40
Martin, Jerry 74-78
Martin, John 14
Martin, Renie 84
Martinez, Carmelo 90
Martinez, Manny 98
Marty, Joe 39-41
Mason, Hank 58; 60
Mason, Roger 93-94
Masters, Walt 37
Masterson, Paul 40-42
Mathews, Greg 92
Matteson, Henry 14
Mathews, Gary 81-83
Matthewson, Dale 43-44
Matusek, Len 81-84
Maul, Al 1887; 1900
Maun, Ernie 26
Mauney, Dick 45-47
Mausar, Tim 91; 93
May, Derrick 97
May, Pinky 39-43
Mayer, Ed 1890-91
Mayer, Erskine 12-18
Mayes, Paddy 11
Mayo, Jack 48-53
Mazzara, Mike 40
Meadows, Henry 19-23
Meadows, Louie 90
Melandez, Francisco 84; 86
Melton, Rube 41-42
Meoli, Rudi 79
Mertes, Sam 1896
Metz, Len 23-25
Meusel, Irish 18-21
Meyer, Ben 25
Meyer, Jack 55-61
Meyer, Russ 49-52
Micolotta, Bobby 54-55
Milbourne, Larry 83
Miller, Bert 1897
Miller, Bob 49-58
Miller, Cyclone 1884
Miller, Ed 48-49
Miller, Elmer 29
Miller, Hugh 11
Miller, John 20-21
Miller, Keith 88-89
Miller, Leo 23
Miller, Ralph 20-21
Miller, Roy 12-13
Miller, Russ 27-28
Miller, Stu 56
Millette, Joe 92-93
Millies, Walt 39-41
Milligan, John 28-31
Milnar, Al 46
Mimbs, Michael 95-97
Mitchell, Clarence 23-28
Mitchell, Fred 03-04
Mitchell, Larry 96
Mokan, John 22-27
Molinaro, Bob 82-83
Mollenkamp, Fred 14
Monchak, Alex 40
Money, Don 68-72
Monge, Sid 82-83
Monroe, John 21
Montague, John 75
Montanez, Willie 70-75; 82
Monteagudo, Rene 45
Montgomery, Steve 99
Moore, Brad 88; 90
Moore, Cy 33-34
Moore, Dee 43; 46

Moore, Earl 08-13
Moore, Eual 34-36
Moore, John 34-37
Moran, Pat 10-14
Morandini, Mickey 90-97
Morehead, Seth 57-59
Moreland, Keith 78-81
Morelock, Harry 1891-92
Moren, Lew 07-10
Morgan, Bob 54-57
Morgan, Joe 60
Morgan, Joe 83
Morris, John 66
Morris, John 91
Morrison, Jim 77-78
Morton, Sparrow 1884
Mosser, Walt 06
Mott, Bilsy 45
Motz, Frank 1890
Mrozinski, Ron 54-55
Mueller, Emmett 38-41
Mulcahy, Hugh 35-40; 45-46
Muholland, Terry 89-93; 96
Mullen, Ford 44
Mulligan, Dick 45
Mulvey, Joe 1883-89; 92
Muniz, Manny 71
Munninghoff, Scott 80
Munoz, Bobby 94-97
Munson, Red 05
Murphy, Con 1884
Murphy, Dale 90-92
Murphy, Dummy 14
Murphy, Dwayne 89
Murphy, Ed 1898
Murphy, Ed 42
Murphy, Morgan 1898; 1900
Murray, Glenn 96
Murray, Pat 19
Murray, Tom 1894
Murtaugh, Danny 41-43; 46
Mussill, Bernie 44
Myers, Al 1885; 89-91
Myers, Bert 00

N

Nagel, Bill 41
Nahem, Sam 42; 48
Nahordny, Bill 76
Nash, Billy 1896-98
Nash, Jim 72
Naylor, Earl 42-43
Neagle, Jack 1883
Neale, Greasy 21
Neeman, Cal 60-61
Negray, Ron 55-56
Neibauer, Gary 72
Neiger, Al 60
Nelson, Red 12-13
Newell, Tom 87
Newsome, Skeater 46-47
Nichols, Gus 54-55
Nichols, Kid 05-06
Nichols, Chester 30-32
Nicholson, Bill 49-53
Nicholson, Frank 12
Niehoff, Bert 15-17
Niello, Tom 89-90
Nixon, Al 26-28
Nolan, The Only 1885
Notes, Dickie 79-81; 90
Nops, Jerry 1896
Norris, Leo 36-37
Northey, Ron 42-44;
46-47; 57
Novikoff, Lou 46
Nye, Ryan 97-98

O

Oana, Prince 34
Oates, Johnny 75-76

ALL-TIME ROSTER

O'Brien, Frank 23
O'Connor, Frank 1893
O'Donnell, Harry 27
O'Doul, Lefty 29-30
Oeschger, Joe 14-19; 24
Ogna, Chad 99
Olds, Bob 62-63
Olivares, Omar 95
Oliver, Al 84
Oliver, Gene 57
O'Neal, Oran 25; 27
O'Neal, Randy 89
O'Neil, John 46
Ontiveros, Steve 89-90
O'Rourke, Joe 29
Orth, Al 1895-1901
Osborn, Fred 07-09
Otero, Ricky 96-97
Owens, Jim 55-56; 58-62
Owens, Red 1899

P

Packard, Gene 19
Padden, Tommy 43
Padgett, Don 47-48
Pagan, Jose 73
Pall, Donn 93
Palmer, David 88
Palmer, Lowell 69-71
Pals, Stan 53-55
Pardo, Al 88-89
Parent, Mark 97-98
Parker, Dixie 23
Parkinson, Frank 21-24
Parrett, Jeff 89-90; 96
Parrilla, Sam 70
Parrish, Lance 87-88
Paskert, Dode 11-17
Pasquariello, Mike 19
Passeau, Claude, 36-39
Paulette, Gene 19-20
Peacock, Johnny 44-45
Pearce, Frank 33-35
Pearce, Harry 17-19
Pearson, Ike 39-42; 46
Peel, Homer 29
Peguero, Julio 92
Pellagrini, Eddie 51
Pena, Roberto 68
Penson, Paul 54
Peraza, Luis 69
Perez, Tony 83
Perez, Yorkis 89-99
Person, Robert 99-
Peterman, Bill 42
Peters, John 21-22
Peterson, Kent 52-53
Pettit, Leon 37
Pezullo, Pretzels 35-36
Pfeil, Bobby 71
Philly, Dave 58-60
Phillips, Adolfo 64-66
Phillips, Buz 30
Phillips, J.R. 96
Phillips, Taylor 59-60
Piatt, Wiley 1898-1900
Picciotto, Nick 45
Pickrel, Clarence 33
Pickup, Ty 18
Pierce, Ray 25-26
Pierce, Dick 1883
Pillette, Duane 96
Pina, Horacio 78
Pinto, Bill 22; 24
Pitko, Alex 38
Pitlinger, Charles 05-07
Plantenberg, Erik 97
Plock, Walter 1891
Podgajny, Johnny 40-43
Poff, John 79

Poindexter, Jennings 39
Poland, Hugh 47
Pollite, Cliff 99
Poole, Jim 99
Porto, Al 48
Portugal, Mark 97-98
Possehl, Lou 46-48; 51-52
Post, Wally 58-60
Powell, Jake 45
Power, Vic 64
Powers, Les 39
Pratt, Todd 92-94
Prendergast, Mike 18-19
Prim, Ray 35
Prince, Tom 99-
Proly, Mike 81
Pruett, Troy 27-28
Puckett, Hub 11
Purcell, Blondie 1883-84
Purnell, Jesse 04
Pyle, Shadow 1884

Q

Qualters, Tom 53; 57-58
Quattrini, Paul 94-95
Quinlan, Tom 94
Quinn, John 11
Quirico, Rafael 96

R

Rader, Dave 79
Rader, Don 21
Raffensberger, Ken 43-47
Rafio, Al 69
Ragan, Pat 23
Ragland, Frank 33
Rambo, Pete 26
Ramos, Edgar 97
Ramos, Pedro 67
Rapp, Joseph 21-23
Rawley, Shane 84-88
Rawlings, Johnny 20-21
Raymond, Lou 19
Ready, Randy 89-91; 94-95
Reams, Leroy 69
Rebel, Art 38
Redus, Gary 86
Reed, Jerry 81-82
Reed, Milt 13-14
Reed, Ron 76-83
Reid, Scott 69-70
Reilly, Charlie 1892-95
Reis, Tommy 38
Relaford, Desi 96-
Rementer, Bulch 04
Remsen, Jack 1884
Rensa, Tony 30-31
Repulsik, Rip 57-58
Reynolds, Ken 70-72
Reynolds, Ron 86
Rhem, Flint 32-33
Ricci, Chuck 95
Rice, Bob 26
Richardson, Ken 46
Richbourg, Lance 21
Richert, Pete 74
Richie, Lew 06-09
Ridzik, Steve 50; 52-55; 66
Riley, Lee 44
Ring, Jimmy 21-25; 28
Ringo, Frank 1883-84
Ripple, Charlie 44-46
Ritchie, Wally 87-88; 91-92
Ritter, Hank 12
Rivera, Ben 92-94
Rixey, Eppa 12-17; 19-20
Rizzo, Johnny 40-41
Roach, Mel 62
Roberts, Dave W. 82
Roberts, Robin 48-61

Robertson, Mike 97
Robinson, Bill 72-74; 82-83
Robinson, Craig 72-73
Robinson, Don 92
Robinson, Humberto 59-60
Rodriguez, Pedro 99
Roebuck, Ed 64-66
Roenicke, Ron 86-87
Rogodzinski, Mike 73-75
Rogovin, Saul 55-57
Rojas, Cookie 63-69
Rolen, Scott 96-
Rose, Pete 79-83
Ross, Bob 56
Roth, Frank 03-04
Rowan, Jack 11
Rowe, Schoolboy 43; 46-49
Rowell, Bama 48
Roy, Charles 06
Roy, Luther 29
Roznovsky, Vic 69
Ruble, Bill 34
Rucker, Dave 85-86
Rudolph, John 03
Rulicorn, Scott 97
Ruffin, Bruce 86-91
Russell, John 84-88
Ruthven, Dick 73-75; 78-83
Ryal, Mark 89
Ryan, Connie 52-53
Ryan, John 35
Ryan, Ken 86-99
Ryan, Mike 68-73

S

Sadowski, Bob 61
Salisbury, Bill 02
Salvo, Manny 43
Samuel, Juan 83-89
Sanchez, Alejandro 82-83
Sand, Haima 23-26
Sandberg, Ryne 81
Sanders, Ben 1888-89
Santford, Jack 56-58
Santoki, Ed 49; 51
Santiago, Benito 96
Saucier, Kevin 78-80
Savage, Harold 12
Savage, Ted 62
Sawatski, Carl 58-59
Saylor, Phil 1891
Scanlon, Frank 09
Scarce, Mac 72-74
Scarritt, Russ 32
Scarsona, Steve 92
Schaffer, Jim 66-67
Schall, Gene 95-96
Schanz, Charley 44-47
Scharein, George 37-40
Schatzeder, Dan 86-87
Schelble, John 1894
Schell, Danny 54-55
Scherrer, Bill 88
Schlesler, Dutch 31
Schettler, Lou 10
Schilling, Curt 92-
Schmidt, Fred 47
Schmidt, Mike 72-89
Schott, Gene 39
Schrenk, Steve 99
Schriver, Pop 1888-90
Schroll, Al 59
Schu, Rick 84-87; 91
Schueler, Ron 74-76
Schulmerich, Wes 33-34
Schulte, Frank 17
Schulte, Herman 40
Schulte, John 28
Schultz, Howie 47-48
Schultz, Joe 24-25

Schuitze, John 1891
Scott, Jack 27
Scott, LeGrant 39
Scott, Marshall 45
Searcy, Steve 91-92
Seaton, Tom 12-13
Sebra, Bob 88-89
Sedgwick, Duke 21
Selick, Kevin 95
Selma, Dick 70-73
Seminick, Andy 43-51;
55-57
Semproch, Ray 58-59
Sentelle, Paul 06-07
Seoane, Manny 77
Service, Scott 88
Shantz, Bobby 64
Shawell, John 1893
Shea, Mervyn 44
Shea, Nap 02
Shean, Dave 08-09
Sheerin, Charles 36
Shepherd, Keith 92
Sherlock, John 30
Shields, Ben 31
Shilling, Jim 39
Shindle, Bill 1891
Shipanoff, Dave 85
Shockey, Costan 64
Short, Chris 50; 52-53
Shugart, Frank 1897
Shultz, Wallace 11-12
Shumaker, Anthony 99
Shuman, Harry 44
Sicking, Eddie 19
Siewers, Roy 62-64
Sigman, Trip 29-30
Sivestri, Ken 49-51
Simmons, Curt 47-50; 52-60
Simpson, Wayne 75
Singleton, John 22
Sisler, Dick 48-51
Sivess, Pete 36-38
Sixsmith Ed 1884
Sizemore, Ted 77-78
Slagle, Jimmy 00-01
Slaughter, Barney 10
Sloucum, Heathcliff 94-95
Smailey, Roy 55-58
Smith, Al 36-39
Smith, Bobby Gene 60-61
Smith, Billy 62
Smith, Charley 61
Smith, Edgar 1883
Smith, George 19-22
Smith, Jacob 11
Smith, Jimmy 21-22
Smith, Lonnie 78-81
Smith, Phenomenal 1890-91
Smith, Tom 1895
Smoll, Clyde 40
Smythe, Bill 29-30
Sorell, Bill 65
Sothern, Denny 26; 28-30
Spalding, Dick 27
Sparks, Tully 1897; 1903-10
Speece, Bryon 30
Spencer, Ed 11
Sperry, Stan 36
Spindel, Hal 45-46
Spolljar, Paul 99
Spotts, Jim 30
Spradlin, Jerry 97-98
Spragins, Homer 47
Spring, Jack 55
Springer, Dennis 95
Springer, Russ 95-96
Sproull, Charlie 45
Stack, Eddie 10-11

Stainback, Tuck 38
Stallings, George 1897-98
Stanceu, Charley 46
Stanicek, Steve 89
Stanley, John 11
Starr, Charlie 09
Stearns, John 74
Stevens, Morrie 64-65
Stin, Justin 38
Steinbrenner, Gene 12
Steinacker, Ray 24
Stengel, Casey 20-21
Stephenson, Dummy 1892
Stephenson, Garrett 97-98
Stephenson, Walter 37
Stevens, Bobby 31
Stewart, Dave 85-86
Stewart, Glen 43-44
Stewart, Neb 40
Stock, Milt 15-18
Stocker, Kevin 93-97
Stone, Gene 69
Stone, Jeff 83-87
Stone, Ron 69-72
Stoner, Lil 31
Stovick, Ray 38
Strike, John 1886
Strincevich, Nick 48
Stuart, Dick 65
Stuff, Paul 50; 52-53
Stultz, George 26
Suhr, Gus 39-40
Sulik, Ernie 36
Sullivan, Frank 61-62
Sullivan, Joe 1894-96
Sulivan, John 68
Sullivan, Tom 22
Sunday, Billy 1890
Sunhoff, Rich 85
Susce, George 29
Sutherland, Gary 66-68
Sutthoff, Jack 04-05
Sveum, Dale 92
Sweetland, Les 27-30

T

Taber, Ed 26-27
Tabor, Jim 46-47
Taft, Doug 31-32
Tarnulis, Vito 41
Tarabull, Danny 97
Tauby, Fred 37
Taylor, Jack 1892-97
Taylor, Tony 60-71; 74-76
Tekulve, Kent 85-88
Telmaco, Amaury 99-
Terlecki, Bob 72
Thavenow, Tommy 29-30
Thigpen, Bobby 93
Thoenen, Dick 67
Thomas, Bill 02
Thomas, Derrel 85
Thomas, Frank 64-65
Thomas, Roy 1899-1908;
10-11
Thomas, Tommy 35
Thomas, Valmy 59
Thomason, Erskin 74
Thompson, Fresco 27-30
Thompson, Jocko 48-51
Thompson, Milt 86-88;
93-94
Thompson, Sam 1889-98
Thon, Dickie 89-91
Thornton, John 1891-92
Tierney, Cotton 23
Tincup, Ben 14-16; 18
Tinsley, Lee 96
Ticomb, Cannonball 1886
Tilus, John 03-12

ALL-TIME ROSTER

Todd, Al 32-35
Tolan, Bobby, 76-77
Toliver, Fred 85-87
Torgeson, Earl 53-55
Torre, Frank 62-63
Tovar, Cesar 73
Townsend, John 01
Tragesser, Wall 19-20
Triandos, Gus 64-65
Trillo, Manny 79-82
Trinkle, Ken 49
Triplett, Coaker 43-45
Turner, Shane 88
Turner, Tuck 1893-96
Twitchell, Wayne 71-77
Tyng, Jim 1888
Tyson, Turkey 44

U

Uecker, Bob 66-67
Ulrich, Dutch 25-27
Underwood, Tom 74-77
Unser, Del 73-74; 79-82

V

Vadeboncoeur, Gene 1884
Valenzuela, Fernando 94
Valo, Elmer 56; 61
Van Buren, Deacon 04
Van Dusen, Fred 55
Van Dyke, Ben 09
Van Slyke, Andy 95
Varsha, Gary 95
Vatcher, Jim 90
Verban, Emil 46-48
Verbanic, Joe 66

Verdel, Al 44
Vergez, Johnny 35-36
Vickery, Tom 1890; 93
Vines, Bob 25
Vinton, Bill 1884-85
Virgil, Ozzie 80-85
Vorhees, Cy 02
Vukovich, George 80-82
Vukovich, John 70-71;
76-77; 79-81

W

Wagenhurst, Woodie 1888
Wagner, Gary 65-69
Wagner, Hal 48-49
Waitkus, Eddie 49-53; 55
Waitt, Charlie 1883
Walczak, Edwin 45
Walk, Bob 80
Walker, Curt 21-24
Walker, Harry 47-48
Walker, Martin 28
Wallace, Dave 73-74
Wallace, Doc 19
Wallace, Harry 12
Wallace, Mike 73-74
Walls, Lee 60-61
Walsh, August 27-28
Walsh, Jimmy 10-13
Walsh, John 03
Walsh, Walt 20
Walters, Bucky 34-38
Walters, Ken 60-61
Waner, Lloyd 42
Ward, Joe 06; 09-10

Ward, Piggy 1883; 89
Warthen, Dan 77
Warner, Fred 1883
Warner, Jackie 33
Warren, Bennie 39-42
Wasdell, Jimmy 43-46
Washburn, Libe 03
Washer, Buck 05
Watkins, Dave 69
Watkins, Ed 02
Watkins, George 35-36
Watson, Milt 18-19
Watt, Eddie 74
Watt, Frank 31
Watwood, John 39
Webb, Bill 43
Webster, Lenny 95
Wehmeier, Herm 54-56
Wehmeier, Dave 84
Weinert, Phil 19-24
Weintraub, Phil 38
Weiser, Bud 15-16
Welch, Mike 98
Welchance, Harry 11
Wells, Bob 94
Wendell, Lew 24-26
Wenz, Fred 70
West, David 93-96
Westlake, Jim 55
Westlake, Wally 56
Weston, Mickey 92
Weyhing, Gus 1892-95
Wheat, Mack 20-21
Wheeler, George 1896-99

White, Bill 66-68
White, C.B. 1883
White, Deke 1895
White, Doc 01-02
White, Sam 62
Whiten, Mark 95-96
Whiteside, Matt 98
Whiting, Jesse 05
Whitman, Dick 50-51
Whitney, Pinky 28-33; 36-39
Whitrock, Bill 1896
Whitted, George 15-19
Wilber, Del 51-52
Wilhelm, Kaiser 21
Williams, Cy 18-30
Williams, George 61
Williams, Mike 92-96
Williams, Mitch 91-93
Williams, Walt 03
Willingham, Tom 31-33
Willoughby, Claude 25-30
Wilson, Billy 69-73
Wilson, Glenn 84-87
Wilson, Hack 34
Wilson, Jim 23-28; 34-38
Wilson, Maxie 40
Wiltse, Hal 31
Wine, Bobby 60; 62-68
Winston, Darrin 97-98
Winters, Jesse 21-23
Wise, Rick 64; 66-71
Withrow, Frank 20; 22
Wockenluff, John 84-85
Woehr, Andy 23-24

Wolf, Randy 99-
Wolfe, Bill 02
Wolstenholme, Abe 1883
Wolverton, Harry 00-04
Wood, George 1886-89
Wood, Pete 1889
Woods, Jim 60-61
Woodward, Frank 18-19
Wrightstone, Russ 20-28
Wyatt, Whit 45
Wyrostek, Johnny 46-47;
52-54

Y

Yarnall, Rusty 26
Yeabsley, Bert 19
Yingling, Joe 1894
Youmans, Floyd 89
Young, Bobby 58
Young, Del 37-40
Young, Mike 88
Young, Dick 51-52

Z

Zachary, Tom 36
Zachry, Pat 85
Zelle, Todd 96
Ziegler, Charlie 00
Zimmer, Chieff 03
Zuber, Jon 96; 98

ALL-TIME COACHES ROSTER

Amaro, Ruben 80-81
Bengough, Benny 46-58
Berlinger, Carroll 73-78
Bowa, Larry 88-96
Bristol, Dave 82-85; 88
Carter, Dick 59-60
Cash, Dave 96
Cisco, Galen 97
Cohen, Andy 60
Combs, Earle 54
Conroy, Wid 22
Cooke, Dusty 48-52
Cottler, Chuck 97-
Cravath, Gavy 23
Culp, Benny 46-47
Davenport, Jim 86-87

Davis, Brandy 72
DeMars, Billy 69-81
Earnshaw, George 49-50
Edwards, Doc 70-72
Eli, Lee 80-81; 85-87
Felske, John 84
Ferrick, Tom 59
Henderson, Ramon 98-
Hoak, Don 67
Hunter, Fred 28-31; 33
Johnson, Daron 82-84
Johnson, Syl 39-41
Jonnard, Bubber 35
Killefer, Bill 42
Klein, Chuck 42-45
Knowles, Darold 89-90

Lanier, Hal 90-91
Lemon, Bob 61
Lobert, Hans 34-41
Lowrey, Peanuts 60-66
Mayo, Eddie 52-54
McDonnell, Maje 51; 54-57
McLish, Cal 65-66
McRae, Hal 97-
Menke, Denis 89-96
Meyer, Ben 25-26
Mills, Brad 97-
Moses, Wally 55-58
Murphy, Dan 27
Myatt, George 64-72
Oldis, Bob 64-66
Onslow, John 31-32

Osteen, Claude 82-88
Perkins, Cy 46-54
Podres, Johnny 91-96
Posedel, Bill 58
Ragan, Pat 24
Riddle, Johnny 59
Rigoli, Joe 96-97
Rippelmeyer, Ray 70-78
Roberts, Mel 92-95
Ryan, Mike 80-95
Seminick, Andy 57-58;
67-69
Shea, Merv 44-45
Shepard, Larry 67
Spalding, Dick 34-36
Starrette, Herm 79-81

Sugden, Joe 26-27
Tannehill, Jesse 20
Taylor, Tony 77-79; 88-89
Tielenauer, Bob 79
Unser, Del 85-88
Vincent, Al 61-63
Vukovich, John 88-
Whitehill, Earl 43
Widmar, Al 62-64; 68-69
Wilhelm, Kaiser 21
Wine, Bobby 72-83
Wright, Jim 96
Wyatt, Whit 55-57

PLAYED & MANAGED - MEN WHO PLAYED FOR AND MANAGED THE PHILLIES

Name	Years Played	Years Managed
Bob Ferguson	1883	1883
Bill Purcell	1883-84	1883
Arthur Irwin	1886-89; 1894	1884-95
Billy Nash	1896-98	1896
Chief Zimmer	1903	1903
Hugh Duffy	1904-06	1904-06
Red Doolin	1902-14	1910-14
Pat Moran	1910-14	1915-18
Gavy Cravath	1912-20	1919-20

Name	Years Played	Years Managed
Kaiser Wilhelm	1921	1921-22
Art Fletcher	1920; 1922	1923-26
Stuffy McInnis	1927	1927
Jimmy Wilson	1923-28; 1934-38	1934-38
Hans Lobert	1911-14	1938; 1942
Ben Chapman	1945-46	1945-48
Dallas Green	1960-64; 1967	1980-81
Pat Corrales	1964-65	1982-83
John Vukovich	1970-71; 76-77; 79-81	1988

MANAGERS

(THERE HAVE BEEN 48 MANAGERS OF THE PHILLIES.)

YEARS	NAME	GAMES	W	L	T	PCT.	YEARS	NAME	GAMES	W	L	T	PCT.
1883	Bob Ferguson	17	4	13	0	.235	1943-1945	Fred Fitzsimmons	283	102	179	2	.364
1883	Bill Purcell	82	13	68	1	.165	1945-1948	Ben Chapman	476	197	277	2	.414
1884-1890	Harry Wright	755	387	351	17	.513	1948	Dusty Cooke	13	6	6	1	.542
1890	Jack Clements	19	13	6	0	.684	1948-1952	Eddie Sawyer	591	296	292	3	.503
1890	Al Reach	11	4	7	0	.364	1952-1954	Steve O'Neill	324	182	140	2	.565
1890	Bob Allen	35	25	10	0	.714	1954	Terry Moore	77	35	42	0	.455
1890-1893	Harry Wright	472	249	215	8	.528	1955-1958	Mayo Smith	547	264	281	2	.484
1894-1895	Arthur Irwin	263	149	110	4	.574	1958-1960	Eddie Sawyer	227	94	132	1	.416
1896	Bill Nash	131	62	68	1	.477	1960	Andy Cohen	1	1	0	0	1.000
1897-1898	George Stallings	180	74	104	2	.417	1960-1968	Gene Mauch	1331	645	684	2	.485
1898-1902	Bill Shettsline	677	367	303	7	.547	1968	George Myatt	2	2	0	0	1.000
1903	Chief Zimmer	139	49	86	4	.367	1968-1969	Bob Skinner	215	92	123	0	.423
1904-1906	Hugh Duffy	464	206	251	7	.430	1969	George Myatt	54	19	35	0	.352
1907-1909	Bill Murray	458	240	214	4	.528	1970-1972	Frank Lucchesi	399	166	233	0	.416
1910-1914	Red Doolin	775	392	370	13	.514	1972	Paul Owens	80	33	47	0	.413
1915-1918	Pat Moran	586	323	257	6	.556	1973-1979	Danny Ozark	1105	594	510	1	.538
1919	Jack Coombs	62	18	44	0	.290	1979-1981	Dallas Green	299	169	130	0	.565
1919-1920	Gavvy Cravath	229	91	137	1	.400	1982-1983	Pat Corrales	248	132	115	1	.532
1921	Bill Donovan	102	31	71	0	.304	1983-1984	Paul Owens	239	128	111	0	.536
1921-1922	Kaiser Wilhelm	206	77	128	1	.376	1985-1987	John Felske	384	190	194	0	.495
1923-1926	Art Fletcher	612	231	378	3	.380	1987-1988	Lee Elia	254	111	142	1	.439
1927	Stuffy McInnis	155	51	103	1	.332	1988	John Vukovich	9	5	4	0	.556
1928-1933	Burt Shotton	923	370	549	4	.403	1989-1991	Nick Leyva	338	148	189	1	.438
1934-1938	Jimmy Wilson	763	280	477	6	.371	1991-1996	Jim Fregosi	894	431	463	0	.482
1938	Hans Lobert	2	0	2	0	.000	1997-present	Terry Francona	486	220	266	0	.453
1939-1941	Doc Prothro	460	138	320	2	.302	Two-term managers and their records:						
1942	Hans Lobert	151	42	109	0	.278	Wright (635-566); Sawyer (390-424); Lobert (42-111); Myatt (21-35); Owens (161-158)						
1943	Bucky Harris	95	40	53	2	.432							

IMPORTANT DATES

DATES TO REMEMBER

September 26 - Phillies win 1976 NL East Title at MTL
 September 27 - Phillies win 1977 NL East Title at CHI
 September 28 - Phillies win 1983 NL East Title at CHI
 Phillies win 1993 NL East Title at PIT
 September 29 - Phillies win 1915 NL Pennant at BOS
 September 30 - Phillies win 1978 NL East Title at PIT

October 1 - Phillies win 1950 NL Pennant at BKN
 October 4 - Phillies win 1980 NL East Title at MTL
 October 8 - Phillies win 1983 NL Pennant vs LA
 October 12 - Phillies win 1980 NL Pennant at HOU
 October 13 - Phillies win 1993 NL Pennant vs ATL
 October 21 - Phillies win 1980 World Series vs KC

PHILLIES IN FIRST PLACE

(Sole Possession)

May 1st	June 1st	July 1st	August 1st	Sept. 1st
1900	1900	1950	1915	1915
1911	1913	1976	1950	1950
1915	1964	1978	1964	1964
1916	1976	1993	1976	1976
1953	1981	1995	1978	1977
1964	1993		1982	1978
1993	1995		1993	1993

PHILLIES STADIUMS

Recreation Park	1883-1886
Philadelphia Park/Baker Bowl	1887-1938
University of Pennsylvania	1894
Columbia Park	1903
Shibe Park/Connie Mack Stadium	1927; 1938-1970
Veterans Stadium	1971-present

LAST TIME IT HAPPENED

Cycle - Gregg Jefferies, 8/25/95 vs LA
Five-Hit Game - Doug Glanville, 9/15/99 at HOU (10 inn);
 Rob Ducey, 8/24/99 vs SD
Five-RBI Game - Ron Gant, 7/17/99 at BOS
Six-RBI Game - Bobby Abreu, 8/24/99 vs SD
Seven-RBI Game - Rico Brogna, 8/25/99 vs SD
Home Run by a Pitcher - Jeff Juden, 8/25/95 vs LA
Grand Slam - Scott Rolen, 7/3/99 vs CHI
Grand Slam by Pitcher - Jeff Juden, 8/25/95 vs LA
Inside Park HR - Scott Rolen, 7/2/99 vs CHI
Inside Park HR by Pitcher - Curt Simmons, 5/22/52 vs PIT
No-Hitter - Tommy Greene, 5/23/91 at MTL
No-Hitter vs Phils (less than 9 inn.) - Pascual Perez,
 9/24/88 vs MTL
No-Hitter vs Phils - Bob Forsch, 4/16/78 at STL

One-Hitter - Curt Schilling, 9/9/92 vs NYM
One-Hitter vs Phils - Doug Drabek, 8/3/90 vs PIT; Sterling
 Hitchcock/Trevor Hoffman, 4/5/97 at SD
Pinch-Hit Grand Slam - Jim Eisenreich, 8/23/95 vs SD
Steal of Home - Scott Rolen, 6/5/97 vs CHI
Three Steals in a Game - Mark Whiten, 4/14/96 at STL
Three Home Runs in a Game - Bobby Estalella, 9/4/97
 at MTL
Three Doubles in a Game - Scott Rolen, 6/24/99 vs PIT
Two Triples in a Game - Midre Cummings, 9/19/97 at CHI
Two Hits, Same Inning - Rico Brogna, 9/22/99 vs MIL (8th)
Triple Play by Phils - 5/15/99 vs NYM (Mike Piazza)
Triple Play vs Phils - 4/11/81 at STL (Gary Matthews)
Back-to-Back CG Shutouts - 9/14-15/86 vs NYM and PIT
 (Gross/Carman)

LONG GAMES

LONGEST EXTRA-INNING GAMES

INN	DATE	CLUBS/SCORE	H/R
21	7/17/18	Chicago	2
20	8/24/05	Chicago	2
20	4/30/19	Phillies	9
20	5/04/73	Phillies	5
20	7/07/93	Phillies	7
19	6/13/18	Phillies	8
19	9/15/50	Phillies	8
18	6/01/19	Phillies	10
18	6/09/49	Phillies	4
18	10/2/65	Phillies	0
18	5/21/67	Phillies	2
18	8/01/72	New York	3
17	9/02/08	Phillies	3
17	9/06/52	Phillies	7
17	6/02/72	Cincinnati	6
17	9/13/74	St. Louis	7
17	8/21/80	Phillies	9
17	9/21/81	Montreal	1
17	6/27/86	Phillies	2
		Phillies	1
		Phillies	1
		Brooklyn	9
		Atlanta	4
		Los Angeles	6
		St. Louis	8
		Cincinnati	7
		Brooklyn	9
		Pittsburgh	3
		New York	0
		Cincinnati	1
		Phillies	2
		Brooklyn	2
		Boston	6
		Phillies	3
		Phillies	3
		San Diego	8
		Phillies	0
		St. Louis	1

LATEST ENDING GAMES

4:40 a.m. - vs San Diego, July 2, 1993 (DH & rain)
 3:23 a.m. - vs Montreal, August 10, 1977 (DH & rain)
 3:15 a.m. - vs New York, September 26, 1975 (DH & rain)
 3:11 a.m. - vs San Francisco, June 9, 1980 (rain)
 2:13 a.m. - vs New York, July 26, 1988 (rain)
 2:06 a.m. - vs St. Louis, September 13, 1974 (x-inning & rain)

LONGEST RAIN DELAYS

5 hours, 44 minutes - vs San Diego, July 2, 1993
 (three delays in game 1 of 1:00, 1:56 and 2:48)
 5 hours - vs San Francisco, June 9, 1980
 (two delays of 1:28 and 3:32)
 4 hours, 56 minutes - vs Montreal, August 10, 1977; DH*
 (two delays in game 1 of 1:03 and 2:27; 1:26 delay in game 2)
 3 hours, 51 minutes - at Colorado, June 15, 1995

3 hours, 32 minutes - vs San Francisco, June 9, 1980 (2nd delay)
 3 hours, 30 minutes - vs Montreal, August 10, 1977
 (two delays in game 1 of 1:03 and 2:27)
 3 hours, 25 minutes - vs New York, July 26, 1988
 3 hours, 10 minutes - at Montreal, October 4, 1980
 *Combined delay for both games of doubleheader.

OPENING DAY

RESULTS SINCE 1962

DATE	OPPONENT	RESULT	WP	LP	DATE	OPPONENT	RESULT	WP	LP
4/09/62	at Cincinnati	W, 12-4	MAHAFFEY	Jay	4/08/82	vs New York	L, 7-2	Jones	CARLTON
4/09/63	vs Cincinnati	W, 2-1	MAHAFFEY	Jay	4/05/83	at New York	L, 2-0	Sisk	CARLTON
4/14/64	vs New York	W, 5-3	KLIPPSTEIN	Jackson	4/03/84	at Atlanta	W, 5-0	CARLTON	Barker
4/12/65	at Houston	W, 2-0	SHORT	Bruce	4/09/85	vs Atlanta	L, 6-0	Mahler	CARLTON
4/13/66	at St. Louis	W, 3-2	CRAIG	Aust	4/07/86	at Cincinnati	L, 7-4	Soto	CARLTON
4/11/67	at Chicago	L, 4-2	Jenkins	BUNNING	4/07/87	at Atlanta	L, 7-0	Mahler	RAWLEY
4/10/68	at Los Angeles	W, 2-0	SHORT	Osteen	4/05/88	vs Pittsburgh	L, 5-3	Dunne	RAWLEY
4/08/69	vs Chicago	L, 7-6	Regan	LERSCH	4/04/89	at Chicago	L, 5-4	Sutcliffe	YOUNG
4/07/70	vs Chicago	W, 2-0	SHORT	Jenkins	4/10/90	at Chicago	L, 2-1	Lancaster	PARRETT
4/06/71	at Pittsburgh	L, 4-2	Ellis	SHORT	4/08/91	at New York	L, 2-1	Gooden	MULHOLLAND
4/15/72	vs Chicago	W, 4-2	CARLTON	Hands	4/07/92	vs Chicago	L, 4-3	Maddux	MULHOLLAND
4/06/73	at New York	L, 3-0	Seaver	CARLTON	4/05/93	at Houston	W, 3-1	MULHOLLAND	Drabek
4/06/74	vs New York	W, 5-4	SCARCE	McGraw	4/04/94	at Colorado	W, 12-6	SLOCUMB	M. Munoz
4/08/75	at New York	L, 2-1	Seaver	CARLTON	4/26/95	at St. Louis	L, 7-6	Arocha	CHARLTON
4/10/76	vs Pittsburgh	L, 5-4	Demery	McGRAW	4/02/96	vs Colorado	L, 5-3	Ritz	FERNANDEZ
4/09/77	vs Montreal	L, 4-3	Brown	CARLTON	4/01/97	at Los Angeles	W, 3-0	SCHILLING	R. Martinez
4/07/78	vs St. Louis	L, 5-1	Forsch	CARLTON	3/31/98	at New York Mets	L, 1-0 (14)	Wendell	BOTTALICO
4/06/79	at St. Louis	L, 8-1	Denny	CARLTON	4/05/99	at Atlanta	W, 7-4	SCHILLING	Glavine
4/11/80	vs Montreal	W, 6-3	CARLTON	Rogers					
4/08/81	at Cincinnati	L, 3-2	Hume	LYLE					

HISTORY

VETERANS STADIUM OPENERS

The Phillies have a 12-17 record in opening games at the Vet.

DATE	OPPONENT	RESULT	D/N	ATTEND.	WP	LP
4/10/71	Montreal	W, 4-1	D	55,352	BUNNING	Stoneman
4/17/72	St. Louis	L, 5-4	N	38,182	Santorini	HOERNER
4/10/73	Montreal	W, 7-5	N	40,804	CARLTON	Torrez
4/06/74	New York	W, 5-4	D	40,222	SCARCE	McGraw
4/11/75	St. Louis	L, 6-1	N	44,834	McGlothen	TWITCHELL
4/10/76	Pittsburgh	L, 5-4	D	42,147	Demery	McGRAW
4/09/77	Montreal	L, 4-3	D	43,367	Brown	CARLTON
4/07/78	St. Louis	L, 5-1	N	47,791	Forsch	CARLTON
4/10/79	Pittsburgh	W, 7-3	N	48,251	RUTHVEN	Romo
4/11/80	Montreal	W, 6-3	N	48,460	CARLTON	Rogers
4/13/81	Pittsburgh	W, 5-1	N	60,404	CARLTON	Candelaria
4/08/82	New York	L, 7-2	D	15,345	Jones	CARLTON
4/12/83	New York	W, 4-3 (10)	D	31,236	REED	Allen
4/10/84	Houston	W, 3-1	D	37,236	DENNY	Ryan
4/09/85	Atlanta	L, 6-0	N	35,361	Mahler	CARLTON
4/11/86	New York	L, 9-7	N	36,190	Ojeda	GROSS
4/10/87	Chicago	L, 4-3	N	43,212	Lynch	GROSS
4/05/88	Pittsburgh	L, 5-3	N	46,394	Dunne	RAWLEY
4/08/89	St. Louis	W, 5-4 (11)	N	23,741	PARRETT	Costello
4/13/90	St. Louis	L, 11-0	N	32,183	Tudor	HOWELL
4/12/91	St. Louis	W, 11-4	N	38,227	COMBS	Mayer
4/07/92	Chicago	L, 4-3	D	60,431	Maddux	MULHOLLAND
4/09/93	Chicago	L, 11-7	D	60,985	McElroy	RIVERA
4/11/94	Colorado	L, 8-7	D	58,627	Ruffin	MASON
4/28/95	Pittsburgh	W, 5-2	N	47,088	QUANTRILL	Neagle
4/02/96	Colorado	L, 5-3	N	35,751	Ritz	FERNANDEZ
4/11/97	San Diego	L, 8-3	D	36,774	Hitchcock	SCHILLING
4/07/98	Florida	W, 9-8 (10)	N	41,158	BOTTALICO	Sanchez
4/12/99	Atlanta	L, 8-6	D	37,582	Cather	RYAN

OPENING DAY NOTES

- The Phillies have a 52-63 opening day record.
- There have been two tie games, 1923 at Brooklyn and 1924 vs Boston.
- In 1907 the New York Giants forfeited the opener to the Phillies at the Polo Grounds.
- There have been 10 openers which have gone extra innings; the last was in 1998. The Phils are 3-5 in those games with two ties.

REGULARS BY POSITION

YEAR	FIRST BASE	AVG.	SECOND BASE	AVG.	SHORTSTOP	AVG.	THIRD BASE	AVG.
1883	Farrar	.233	R. Ferguson	.258	McClellan	.230	Warner	.227
1884	Farrar	.245	Andrews	.221	McClellan	.258	Mulvey	.229
1885	Farrar	.245	Myers	.204	Bastian	.167	Mulvey	.269
1886	Farrar	.248	Bastian	.217	Irwin	.233	Mulvey	.267
1887	Farrar	.282	McLaughlin	.220	Irwin	.254	Mulvey	.287
1888	Farrar	.244	Bastian	.193	Irwin	.219	Mulvey	.216
1889	Farrar	.268	Myers	.269	Hallman	.253	Mulvey	.289
1890	McCauley	.244	Myers	.277	Allen	.226	Mayer	.242
1891	W. Brown	.243	Myers	.230	Allen	.221	Shindle	.210
1892	Connor	.294	Hallman	.292	Allen	.227	Reilly	.196
1893	Boyle	.286	Hallman	.307	Allen	.268	Reilly	.245
1894	Boyle	.301	Hallman	.308	Sullivan	.352	L. Cross	.386
1895	Boyle	.253	Hallman	.314	Sullivan	.338	L. Cross	.271
1896	Brouthers	.344	Hallman	.320	Hulen	.265	Nash	.247
1897	Lajoie	.363	L. Cross	.259	Gillen	.259	Nash	.258
1898	Douglas	.258	Lajoie	.328	M. Cross	.257	Lauder	.263
1899	Cooley	.276	Lajoie	.380	M. Cross	.257	Lauder	.268
1900	Delahanty	.323	Lajoie	.346	M. Cross	.202	Wolverton	.282
1901	Jennings	.275	Hallman	.184	M. Cross	.197	Wolverton	.309
1902	Jennings	.277	Childs	.194	Hulswitt	.272	Hallman	.248
1903	Douglas	.255	Gleason	.284	Hulswitt	.247	Wolverton	.308
1904	Doyle	.220	Gleason	.274	Hulswitt	.244	Wolverton	.266
1905	Bransfield	.259	Gleason	.247	Doolan	.254	Courtney	.275
1906	Bransfield	.275	Gleason	.227	Doolan	.230	Courtney	.236
1907	Bransfield	.233	Knabe	.255	Doolan	.204	Courtney	.243
1908	Bransfield	.304	Knabe	.218	Doolan	.234	Grant	.244
1909	Bransfield	.292	Knabe	.234	Doolan	.219	Grant	.269
1910	Bransfield	.239	Knabe	.261	Doolan	.263	Grant	.268
1911	Luderus	.301	Knabe	.237	Doolan	.238	Lobert	.285
1912	Luderus	.257	Knabe	.282	Doolan	.258	Lobert	.327
1913	Luderus	.262	Knabe	.263	Doolan	.218	Lobert	.300
1914	Luderus	.248	Byrne	.272	Marlin	.253	Lobert	.275
1915	Luderus	.315	Niehoff	.238	Bancroft	.254	Byrne	.209
1916	Luderus	.281	Niehoff	.243	Bancroft	.212	Stock	.281
1917	Luderus	.261	Niehoff	.255	Bancroft	.243	Stock	.264
1918	Luderus	.288	McGaffigan	.203	Bancroft	.265	Stock	.274
1919	Luderus	.293	Paulette	.259	Bancroft	.272	Blackburne	.199
1920	Paulette	.288	Rawlings	.234	Fletcher	.296	R. Miller	.219
1921	Konetchy	.321	J. Smith	.231	Parkinson	.253	Wrightstone	.296
1922	Leslie	.271	Parkinson	.275	Fletcher	.280	Rapp	.253
1923	Holke	.311	Tierney	.317	Sand	.228	Wrightstone	.273
1924	Holke	.300	Ford	.272	Sand	.245	Wrightstone	.307
1925	Hawks	.322	Friberg	.270	Sand	.278	Huber	.284
1926	Bentley	.258	Friberg	.268	Sand	.272	Huber	.245
1927	Wrightstone	.306	Thompson	.303	Sand	.299	Friberg	.233
1928	Hurst	.285	Thompson	.287	Sand	.211	Whitney	.301
1929	Hurst	.304	Thompson	.324	Thevenow	.227	Whitney	.327
1930	Hurst	.327	Thompson	.282	Thevenow	.286	Whitney	.342
1931	Hurst	.305	Mallon	.309	Bartell	.289	Whitney	.287
1932	Hurst	.339	Mallon	.259	Bartell	.308	Whitney	.298
1933	Hurst	.267	Warner	.224	Bartell	.271	McLeod	.194
1934	Camilli	.265	Chiozza	.304	Bartell	.310	Walters	.260
1935	Camilli	.261	Chiozza	.284	Haslin	.265	Vergez	.249
1936	Camilli	.315	Gomez	.232	Norris	.265	Whitney	.294
1937	Camilli	.339	Young	.194	Scharein	.241	Whitney	.341
1938	Weintraub	.311	Mueller	.250	Young	.229	Whitney	.277
1939	Suhr	.318	Hughes	.228	Scharein	.238	May	.287
1940	Mahan	.244	Schulte	.236	Bragan	.222	May	.293
1941	Etten	.311	Murtaugh	.219	Bragan	.251	May	.267
1942	Etten	.264	Glossop	.225	Bragan	.218	May	.238
1943	Wasdell	.261	Murtaugh	.273	Stewart	.211	May	.282
1944	Lupien	.283	Mullen	.267	Hamrick	.205	Stewart	.220
1945	Wasdell	.300	Daniels	.200	Mott	.221	Antonelli	.256
1946	McCormick	.284	Verban	.275	Newsome	.232	Tabor	.268
1947	Schultz	.223	Verban	.285	Newsome	.229	Handley	.253
1948	Sisler	.274	Hamner	.260	E. Miller	.246	Caballero	.245
1949	Sisler	.289	E. Miller	.207	Hamner	.263	Jones	.244

REGULARS BY POSITION

YEAR	CATCHER	AVG.	LEFT FIELD	AVG.	CENTER FIELD	AVG.	RIGHT FIELD	AVG.
1883	Gross	.307	Purcell	.268	Lewis	.250	Manning	.267
1884	Crowley	.244	Purcell	.252	Fogarty	.212	Manning	.271
1885	Clements	.191	Andrews	.266	Fogarty	.232	Manning	.256
1886	McGuire	.198	Wood	.273	Andrews	.249	Fogarty	.293
1887	Clements	.280	Wood	.289	Andrews	.325	Fogarty	.261
1888	Clements	.245	Wood	.229	Andrews	.239	Fogarty	.236
1889	Clements	.284	Wood	.251	Fogarty	.259	Thompson	.296
1890	Clements	.315	Hamilton	.325	Burke	.263	Thompson	.313
1891	Clements	.310	Hamilton	.340	Delahanty	.243	Thompson	.294
1892	Clements	.264	Hamilton	.330	Delahanty	.306	Thompson	.305
1893	Clements	.285	Delahanty	.368	Hamilton	.380	Thompson	.370
1894	Clements	.346	Delahanty	.407	Hamilton	.399	Thompson	.404
1895	Clements	.394	Delahanty	.404	Hamilton	.369	Thompson	.392
1896	Grady	.318	Delahanty	.397	Cooley	.307	Thompson	.298
1897	Boyle	.253	Delahanty	.377	Cooley	.329	Dowd	.292
1898	McFarland	.282	Delahanty	.334	Cooley	.312	Flick	.313
1899	McFarland	.333	Delahanty	.410	Thomas	.325	Flick	.342
1900	McFarland	.305	Slagle	.287	Thomas	.316	Flick	.378
1901	McFarland	.285	Delahanty	.357	Thomas	.309	Flick	.336
1902	Dooin	.231	Browne	.260	Thomas	.286	Barry	.287
1903	Roth	.273	Barry	.276	Thomas	.327	Keister	.320
1904	Dooin	.242	Titus	.294	Thomas	.290	Magee	.277
1905	Dooin	.250	Magee	.299	Thomas	.317	Titus	.308
1906	Dooin	.245	Magee	.282	Thomas	.254	Titus	.267
1907	Dooin	.211	Magee	.328	Thomas	.243	Titus	.275
1908	Dooin	.248	Magee	.283	Osborn	.267	Titus	.286
1909	Dooin	.224	Magee	.270	Bates	.293	Titus	.270
1910	Dooin	.242	Magee	.331	Bates	.305	Titus	.241
1911	Dooin	.328	Magee	.288	Paskert	.273	Titus	.284
1912	Killefer	.224	Magee	.306	Paskert	.315	Cravath	.284
1913	Killefer	.244	Magee	.306	Paskert	.262	Cravath	.341
1914	Killefer	.234	Becker	.325	Paskert	.264	Cravath	.299
1915	Killefer	.237	Becker	.246	Paskert	.244	Cravath	.285
1916	Killefer	.217	Whitted	.281	Paskert	.279	Cravath	.283
1917	Killefer	.274	Whitted	.280	Paskert	.251	Cravath	.280
1918	Adams	.176	Meusel	.279	Williams	.276	Cravath	.232
1919	Adams	.233	Meusel	.305	Williams	.278	Callahan	.230
1920	Wheat	.226	Meusel	.309	Williams	.325	Stengel	.292
1921	Bruggy	.310	Meusel	.353	Williams	.320	LeBourveau	.295
1922	Henline	.316	C.W. Lee	.322	Williams	.308	C. Walker	.337
1923	Henline	.324	Mokan	.313	Williams	.293	C. Walker	.281
1924	Henline	.284	Mokan	.260	Williams	.328	Harper	.294
1925	Wilson	.328	Burns	.292	Harper	.349	Williams	.314
1926	Wilson	.305	Mokan	.303	Leach	.329	Williams	.345
1927	Wilson	.275	Spalding	.296	Leach	.306	Williams	.274
1928	Lerian	.272	Leach	.304	Sothorn	.285	Klein	.360
1929	Lerian	.223	O'Doul	.398	Sothorn	.306	Klein	.356
1930	S. Davis	.313	O'Doul	.383	Sothorn	.280	Klein	.386
1931	S. Davis	.326	Klein	.337	Brickell	.253	Arlett	.313
1932	S. Davis	.336	H.B. Lee	.303	G. Davis	.309	Klein	.348
1933	S. Davis	.349	Schulmerich	.334	Fullis	.309	Klein	.368
1934	Todd	.318	Allen	.330	G. Davis	.293	Moore	.343
1935	Todd	.290	Watkins	.270	Allen	.307	Moore	.323
1936	Grace	.249	Moore	.328	Chiozza	.297	Klein	.309
1937	Atwood	.244	Arnovich	.290	H. Martin	.283	Klein	.325
1938	Atwood	.196	Arnovich	.275	H. Martin	.298	Klein	.247
1939	S. Davis	.307	Arnovich	.324	H. Martin	.282	Marty	.254
1940	Warren	.246	Rizzo	.292	Marty	.270	Klein	.218
1941	Warren	.214	Litwhiler	.305	Marty	.268	Benjamin	.235
1942	Warren	.209	Litwhiler	.271	L. Waner	.261	Northey	.251
1943	Livingston	.249	Triplett	.278	E. Adams	.256	Northey	.272
1944	Finley	.249	Waddell	.277	E. Adams	.283	Northey	.288
1945	Seminick	.239	Triplett	.240	DiMaggio	.257	Dinges	.287
1946	Seminick	.264	Ennis	.313	Wyrostek	.281	Northey	.249
1947	Seminick	.252	Ennis	.275	Walker	.371	Wyrostek	.273
1948	Seminick	.225	Blatnik	.260	Ashburn	.333	Ennis	.290
1949	Seminick	.243	Ennis	.302	Ashburn	.284	Nicholson	.234

REGULARS BY POSITION

YEAR	FIRST BASE	AVG.	SECOND BASE	AVG.	SHORTSTOP	AVG.	THIRD BASE	AVG.
1950	Waitkus	.284	Goliath	.234	Hamner	.270	Jones	.267
1951	Waitkus	.257	Caballero	.186	Hamner	.255	Jones	.285
1952	Waitkus	.289	Ryan	.241	Hamner	.275	Jones	.250
1953	Torgeson	.274	Hamner	.276	Kazanski	.217	Jones	.225
1954	Torgeson	.271	Hamner	.299	Morgan	.262	Jones	.271
1955	Blaylock	.208	Morgan	.232	Smalley	.196	Jones	.258
1956	Blaylock	.254	Kazanski	.211	Hamner	.224	Jones	.277
1957	Bouchee	.293	Hamner	.227	Fernandez	.262	Jones	.218
1958	Bouchee	.257	Hemus	.284	Fernandez	.230	Jones	.271
1959	Bouchee	.285	S. Anderson	.218	Koppe	.261	Freese	.268
1960	Herrera	.281	Taylor	.287	Amaro	.231	Dark	.242
1961	Herrera	.257	Taylor	.250	Amaro	.257	C. Smith	.248
1962	Sievers	.262	Taylor	.259	Wine	.244	Demeter	.307
1963	Sievers	.240	Taylor	.281	Wine	.215	Hoak	.231
1964	Herrnstein	.234	Taylor	.251	Wine	.212	Allen	.318
1965	Stuart	.234	Taylor	.229	Wine	.228	Allen	.302
1966	White	.276	C. Rojas	.268	Groat	.260	Allen	.317
1967	White	.250	C. Rojas	.259	Wine	.190	Allen	.307
1968	White	.239	C. Rojas	.232	Pena	.260	Taylor	.250
1969	Allen	.288	C. Rojas	.228	Money	.229	Taylor	.262
1970	D. Johnson	.256	Doyle	.208	Bowa	.250	Money	.295
1971	D. Johnson	.265	Doyle	.231	Bowa	.249	J. Vukovich	.166
1972	Hutton	.260	Doyle	.249	Bowa	.250	Money	.222
1973	Montanez	.263	Doyle	.273	Bowa	.211	Schmidt	.196
1974	Montanez	.304	Cash	.300	Bowa	.275	Schmidt	.282
1975	Allen	.293	Cash	.305	Bowa	.305	Schmidt	.249
1976	Allen	.268	Cash	.284	Bowa	.248	Schmidt	.262
1977	Hebner	.285	Sizemore	.281	Bowa	.280	Schmidt	.274
1978	Hebner	.283	Sizemore	.219	Bowa	.294	Schmidt	.251
1979	Rose	.331	Trillo	.260	Bowa	.241	Schmidt	.253
1980	Rose	.282	Trillo	.292	Bowa	.267	Schmidt	.286
1981	Rose	.325	Trillo	.287	Bowa	.283	Schmidt	.316
1982	Rose	.271	Trillo	.271	DeJesus	.239	Schmidt	.280
1983	Rose	.245	Morgan	.230	DeJesus	.254	Schmidt	.255
1984	Matuszek	.248	Samuel	.272	DeJesus	.257	Schmidt	.277
1985	Schmidt	.277	Samuel	.264	Jeltz	.189	Schu	.252
1986	V. Hayes	.305	Samuel	.266	Jeltz	.219	Schmidt	.290
1987	V. Hayes	.277	Samuel	.272	Jeltz	.232	Schmidt	.293
1988	V. Hayes	.272	Samuel	.243	Jeltz	.187	Schmidt	.249
1989	Jordan	.285	Herr	.287	Thon	.271	C. Hayes	.257
1990	Jordan	.241	Herr	.261	Thon	.255	C. Hayes	.258
1991	Kruk	.294	Morandini	.249	Thon	.252	C. Hayes	.230
1992	Kruk	.323	Morandini	.265	Bell	.204	Hollins	.270
1993	Kruk	.316	Morandini	.247	Stocker	.324	Hollins	.273
1994	Kruk	.302	Morandini	.292	Stocker	.273	Hollins	.222
1995	Hollins	.229	Morandini	.283	Stocker	.218	C. Hayes	.276
1996	Jefferies	.292	Morandini	.250	Stocker	.254	Zeile	.268
1997	Brogna	.252	Morandini	.295	Stocker	.266	Rolen	.283
1998	Brogna	.285	Lewis	.249	Relaford	.245	Rolen	.290
1999	Brogna	.278	Anderson	.252	Arias	.303	Rolen	.268

ENTIRE CAREER PLAYED WITH PHILS

RETIRED PLAYERS

18 Years.....	Mike Schmidt
13 Years.....	Darren Daulton
11 Years.....	Larry Christenson
10 Years.....	Terry Harmon, Bob Miller
8 Years.....	Putsy Caballero
7 Years.....	John Boozer,
	George Chalmers, Jack Meyer

PLAYING WITH PHILS THREE DIFFERENT TIMES

PLAYER	1ST TIME	2ND TIME	3RD TIME
Bill Duggleby	1898	1901	1902-07
Bill Hallman	1888-89	1892-97	1901-03
Chuck Klein	1928-33	1936-39	1940-44

REGULARS BY POSITION

YEAR	CATCHER	AVG.	LEFT FIELD	AVG.	CENTER FIELD	AVG.	RIGHT FIELD	AVG.
1950	Seminick	.288	Sisler	.296	Ashburn	.303	Ennis	.311
1951	Seminick	.227	Sisler	.287	Ashburn	.344	Ennis	.267
1952	Burgess	.296	Ennis	.289	Ashburn	.282	Wyrostek	.274
1953	Burgess	.292	Ennis	.285	Ashburn	.330	Wyrostek	.271
1954	Burgess	.368	Ennis	.261	Ashburn	.313	Clark	.240
1955	Seminick	.246	Ennis	.296	Ashburn	.338	Greengrass	.272
1956	Lopata	.267	Ennis	.260	Ashburn	.303	Valo	.289
1957	Lopata	.237	H. Anderson	.268	Ashburn	.297	Repulski	.260
1958	Lopata	.248	H. Anderson	.301	Ashburn	.350	Post	.282
1959	Sawatski	.293	H. Anderson	.240	Ashburn	.266	Post	.254
1960	Coker	.214	Callison	.260	DelGreco	.237	K. Walters	.239
1961	Dalrymple	.220	Callison	.266	Gonzalez	.277	Demeter	.257
1962	Dalrymple	.276	Savage	.266	Gonzalez	.302	Callison	.300
1963	Dalrymple	.252	Covington	.303	Gonzalez	.306	Callison	.284
1964	Dalrymple	.238	Covington	.280	Gonzalez	.278	Callison	.274
1965	Dalrymple	.213	A. Johnson	.294	Gonzalez	.295	Callison	.262
1966	Dalrymple	.245	Gonzalez	.286	Briggs	.282	Callison	.276
1967	Dalrymple	.172	Gonzalez	.339	Briggs	.232	Callison	.261
1968	Ryan	.179	Allen	.263	Gonzalez	.264	Callison	.244
1969	Ryan	.204	Briggs	.238	Hisle	.266	Callison	.265
1970	McCarver	.287	Briggs	.270	Hisle	.205	R. Stone	.262
1971	McCarver	.278	Gamble	.221	Montanez	.255	Freed	.221
1972	Bateman	.222	Luzinski	.281	Montanez	.247	Robinson	.239
1973	Boone	.261	Luzinski	.285	Unser	.289	Robinson	.288
1974	Boone	.242	Luzinski	.272	Unser	.264	M. Anderson	.251
1975	Boone	.246	Luzinski	.300	Maddox	.291	M. Anderson	.259
1976	Boone	.271	Luzinski	.304	Maddox	.330	Johnstone	.318
1977	Boone	.284	Luzinski	.309	Maddox	.292	McBride	.339
1978	Boone	.283	Luzinski	.265	Maddox	.288	McBride	.269
1979	Boone	.286	Luzinski	.252	Maddox	.281	McBride	.280
1980	Boone	.229	Luzinski	.228	Maddox	.259	McBride	.309
1981	Boone	.211	Matthews	.301	Maddox	.263	McBride	.271
1982	Diaz	.288	Matthews	.281	Maddox	.284	Dernier	.249
1983	Diaz	.236	Matthews	.258	Maddox	.275	V. Hayes	.265
1984	Virgil	.261	Wilson	.240	V. Hayes	.292	Lezcano	.277
1985	Virgil	.246	Stone	.265	V. Hayes	.263	Wilson	.275
1986	Russell	.241	Redus	.247	Thompson	.251	Wilson	.271
1987	Parrish	.245	James	.293	Thompson	.302	Wilson	.264
1988	Parrish	.215	Bradley	.264	Thompson	.288	James	.242
1989	Daulton	.201	Kruk	.300	Dykstra	.237	V. Hayes	.259
1990	Daulton	.268	Kruk	.291	Dykstra	.325	V. Hayes	.261
1991	Daulton	.196	Chamberlain	.240	Dykstra	.297	Murphy	.252
1992	Daulton	.270	Duncan	.267	Dykstra	.301	Amaro	.219
1993	Daulton	.257	Incaviglia	.274	Dykstra	.305	Eisenreich	.318
1994	Daulton	.300	Incaviglia	.230	Dykstra	.273	Eisenreich	.300
1995	Daulton	.249	Jefferies	.306	Van Slyke	.243	Eisenreich	.316
1996	Sanliago	.264	Incaviglia	.234	Otero	.273	Whiten	.269
1997	Lieberthal	.246	Jefferies	.256	Cummings	.264	Eisenreich	.361
1998	Lieberthal	.256	Jefferies	.294	Glanville	.279	Daulton	.263
1999	Lieberthal	.300	Gant	.260	Glanville	.325	Abreu	.312
							Abreu	.335

MOST YEARS REGULAR STARTER BY POSITION

POSITION	PLAYER	YEARS	POSITION	PLAYER	YEARS
RHP	Robin Roberts	14 (1948-61)	SS	Larry Bowa	12 (1970-81)
LHP	Steve Carlton	15 (1972-86)	LF	Sherry Magee	9 (1905-13)
C	Jack Clements	10 (1885 + 1887-95)		Greg Luzinski	9 (1972-80)
1B	Fred Luderus	9 (1911-19)	CF	Richie Ashburn	12 (1948-59)
2B	Otto Knabe	7 (1907-13)	RF	Chuck Klein	9 (1928-30 + 1932-33 + 1936-38 + 1940)
	Mickey Morandini	7 (1991-97)			
3B	Mike Schmidt	15 (1973-84 + 1986-88)			

SUMMARY - DIVISION SERIES

G	DATE	SITE	LINE SCORE	PITCHERS/HOME RUNS	G	DATE	SITE	LINE SCORE	PITCHERS/HOME RUNS
1981									
1	10/7	MTL	PHL 1-10-0 MTL 3-8-1	Carlton (L), Reed (7) Rogers (W), Reardon (9) HR: Moreland Attendance 34,237	4	10/10	PHL	MTL 5-10-1 PHL 6-9-0	Sanderson, Bahnsen (3), Sosa (5), Fryman (6), Reardon (L)(7) Noles, Brusstar (5), Lyle (6), Reed (7), McGraw (W)(8) HR: Schmidt, Carter, Matthews, Vukovich Attendance 38,816
2	10/8	MTL	PHL 1-6-2 MTL 3-7-0	Ruthven (L), Brusstar (5), Lyle (7), McGraw (8) Gullickson (W), Reardon (8) HR: Carter Attendance 45,896	5	10/11	PHL	MTL 3-8-1 PHL 0-6-0	Rogers (W) Carlton (L), Reed (9) HR: None Attendance 47,384
3	10/9	PHL	MTL 2-8-4 PHL 6-13-0	Burris (L), Lee (5), Sosa (7) Christenson (W), Lyle (7), Reed (8) HR: None Attendance 36,835					

SUMMARY - LEAGUE CHAMPIONSHIP SERIES

G	DATE	SITE	LINE SCORE	PITCHERS/HOME RUNS	G	DATE	SITE	LINE SCORE	PITCHERS/HOME RUNS
1976					1978				
1	10/9	PHL	CIN 6-10-0 PHL 3-6-1	Gullett (W), Eastwick (9) Carlton (L), McGraw (8) HR: Foster Attendance 62,640	1	10/4	PHL	LA 9-13-1 PHL 5-12-1	Hooton, Welch (W)(5) Christenson (L), Brusstar (5), Eastwick (6), McGraw (9) HR: Garvey (2), Lopes, Yeager, Martin Attendance 63,460
2	10/10	PHL	CIN 6-6-0 PHL 2-10-1	Zachry (W), Borbon (6) Lonborg (L), Garber (6), McGraw (7), Reed (7) HR: Luzinski Attendance 62,651	2	10/5	PHL	LA 4-8-0 PHL 0-4-0	John (W) Ruthven (L), Brusstar (5), Reed (7), McGraw (9) HR: Lopes Attendance 60,842
3	10/12	CIN	PHL 6-11-0 CIN 7-9-2	Kaat, Reed (7), Garber (L)(9), Underwood (9) Nolan, Sarmiento (6), Borbon (7), Eastwick (W)(8) HR: Foster, Bench Attendance 55,047	3	10/6	LA	PHL 9-11-1 LA 4-8-2	Carlton (W) Sutton (L), Rautzhan (6), Hough (6) HR: Carlton, Luzinski, Garvey Attendance 55,043
1977					4	10/7	LA	PHL 3-8-2(10) LA 4-13-0	Lorch, Brusstar (6), Reed (7), McGraw (L)(9) Rau, Rhoden (6), Forster (W)(10) HR: Luzinski, McBride, Cey, Garvey Attendance 55,124
1	10/4	LA	PHL 7-9-0 LA 5-9-2	Carlton, Garber (W)(7), McGraw (9) John, Garman (5), Hough (6), Sosa (L)(8) HR: Luzinski, Cey (slam) Attendance 55,968	1980				
2	10/5	LA	PHL 1-9-1 LA 7-9-1	Lonborg (L), Reed (5), Brusstar (7) Sutton (W) HR: McBride, Baker (slam) Attendance 55,973	1	10/7	PHL	HOU 1-7-0 PHL 3-6-1	Forsch (L) Carlton (W), McGraw (8) HR: Luzinski Attendance 65,277
3	10/7	PHL	LA 6-12-2 PHL 5-6-2	Hooton, Rhoden (2), Rau (7), Sosa (8), Rautzhan (W)(8), Garman (9) Christenson, Brusstar (4), Reed (5), Garber (L)(7) HR: None Attendance 63,719	2	10/8	PHL	HOU 7-8-1(10) PHL 4-14-2	Ryan, Sambito (7), Smith (7), LaCorte (W)(9), Andujar (10) Ruthven, McGraw (8), Reed (L)(9), Saucier (10) HR: None Attendance 65,476
4	10/8	PHL	LA 4-5-0 PHL 1-7-0	John (W) Carlton (L), Reed (6), McGraw (7), Garber (9) HR: Baker Attendance 64,924	3	10/10	HOU	PHL 0-7-1(11) HOU 1-6-1	Christenson, Noles (7), McGraw (L)(8) Nieko, Smith (W)(11) HR: None Attendance 44,443
					4	10/11	HOU	PHL 5-13-0(10) HOU 3-5-1	Carlton, Noles (6), Saucier (7), Reed (7), Brusstar (W)(8), McGraw (10) Ruhle, Smith (8), Sambito (L)(8) HR: None Attendance 44,952
					5	10/12	HOU	PHL 8-13-2(10) HOU 7-14-0	Bystrom, Brusstar (6), Christenson (7), Reed (7), McGraw (8), Ruthven (W)(9) Ryan, Sambito (8), Forsch (8), LaCorte (L)(9) HR: None Attendance 44,802

SUMMARY - LEAGUE CHAMPIONSHIP SERIES

G	DATE	SITE	LINE SCORE	PITCHERS/HOME RUNS	G	DATE	SITE	LINE SCORE	PITCHERS/HOME RUNS
1983					1993				
1	10/4	LA	PHL 1-5-1 LA 0-7-0	Carlton (W), Holland (8) Reuss (L), Neidenfuer (9) HR: Schmidt Attendance: 49,963	1	10/6	PHL	ATL 3-9-0(10) PHL 4-9-1	Avery, Mercker (7), McMichael (L)(9) Schilling, Williams (W)(9) HR: Incaviglia Attendance: 62,412
2	10/5	LA	PHL 1-7-2 LA 4-6-1	Denny (L), Reed (7) Valenzuela (W), Niedenluer (9) HR: Matthews Attendance: 55,967	2	10/7	PHL	ATL 14-16-0 PHL 3-7-2	Maddux (W), Stanton (8), Wohlers (9) Greene (L), Thigpen (3), Rivera (4), Mason (6), West (8), Andersen (9) HR: McGriff, Blauser, Pendleton, Berryhill, Hollins, Dykstra Attendance: 62,436
3	10/7	PHL	LA 2-4-0 PHL 7-9-1	Welch (L), Pena (2), Honeycutt (5), Beckwith (5), Zachry (7) Hudson (W) HR: Marshall, Matthews Attendance: 53,490	3	10/9	ATL	PHL 4-10-1 ATL 9-12-0	Mulholland (L), Mason (6), Andersen (7), West (7), Thigpen (8) Glavine (W), Mercker (8), McMichael (9) HR: Kruk Attendance: 52,032
4	10/8	PHL	LA 2-10-0 PHL 7-13-1	Reuss (L), Beckwith (5), Honeycutt (5), Zachry (7) Carlton (W), Reed (7), Holland (8) HR: Baker, Lezcano, Matthews Attendance: 64,494	4	10/10	ATL	PHL 2-8-1 ATL 1-10-1	Jackson (W), Williams (8) Smoltz (L), Mercker (7), Wohlers (8) HR: None Attendance: 52,032
					5	10/11	ATL	PHL 4-6-1(10) ATL 3-7-1	Schilling, Williams (W)(9), Andersen (10) Avery, Mercker (8), McMichael (9), Wohlers (L)(10) HR: Daulton, Dykstra Attendance: 52,032
					6	10/13	PHL	ATL 3-5-3 PHL 6-7-1	Maddux (L), Mercker (6), McMichael (7), Wohlers (7) Greene (W), West (8), Williams (9) HR: Blauser, Hollins Attendance: 62,502

SUMMARY - WORLD SERIES

G	DATE	SITE	LINE SCORE	PITCHERS/HOME RUNS	G	DATE	SITE	LINE SCORE	PITCHERS/HOME RUNS
1915					1980				
1	10/8	PHL	BOS 1-6-1 PHL 3-5-1	Shore (L) Alexander (W) HR: None Attendance: 19,343	1	10/14	PHL	KC 6-9-1 PHL 7-11-0	Leonard (L), Martin (4), Quisenberry (8) Walk (W), McGraw (8) HR: Alkens (2), Otis, McBride Attendance: 65,791
2	10/9	PHL	BOS 2-10-0 PHL 1-3-1	Foster (W) Mayer (L) HR: None Attendance: 20,306	2	10/15	PHL	KC 4-11-0 PHL 6-8-1	Gura, Quisenberry (L)(7) Carlton (W), Reed (9) HR: None Attendance: 65,775
3	10/11	BOS	PHL 1-3-0 BOS 2-6-1	Alexander (L) Leonard (W) HR: None Attendance: 42,300	3	10/17	KC	PHL 3-14-9(10) KC 4-11-0	Ruthven, McGraw (L)(10) Gale, Martin (5), Quisenberry (W)(8) HR: Schmidt, Brett, Otis Attendance: 42,380
4	10/12	BOS	PHL 1-7-0 BOS 2-8-1	Chalmers (L) Shore (W) HR: None Attendance: 41,096	4	10/18	KC	PHL 3-10-1 KC 5-10-2	Christenson (L), Noles (1), Saucier (6), Brusstar (6) Leonard (W), Quisenberry (8) HR: Alkens (2) Attendance: 42,363
5	10/13	PHL	BOS 5-10-1 PHL 4-9-1	Foster (W) Mayer, Rixey (L)(3) HR: Hooper (2), Lewis, Luderus Attendance: 20,306	5	10/19	KC	PHL 4-7-0 KC 3-12-2	Bystrom, Reed (6), McGraw (W)(7) Gura, Quisenberry (L)(7) HR: Schmidt, Otis Attendance: 42,369
1950					6	10/21	PHL	KC 1-7-2 PHL 4-9-0	Gale (L), Martin (3), Splittorff (5), Patin (7), Quisenberry (8) Carlton (W), McGraw (8) HR: None Attendance: 65,838
1	10/4	PHL	NY 1-5-0 PHL 0-2-1	Raschi (W) Konstanty (L), Meyer (9) HR: None Attendance: 30,746					
2	10/5	PHL	NY 2-10-0(10) PHL 1-7-0	Reynolds (W) Roberts (L) HR: DiMaggio Attendance: 32,660					
3	10/6	NY	PHL 2-10-2 NY 3-7-0	Heintzelman, Konstanty (8), Meyer (L)(9) Lopat, Ferrick (W)(9) HR: None Attendance: 65,791					
4	10/7	NY	PHL 2-7-1 NY 5-6-2	Miller (L), Konstanty (1), Roberts (8) Ford (W), Reynolds (9) HR: Berra Attendance: 69,098					

SUMMARY - WORLD SERIES

G	DATE	SITE	LINE SCORE	PITCHERS/HOME RUNS	G	DATE	SITE	LINE SCORE	PITCHERS/HOME RUNS
1983					1993				
1	10/11	BAL	PHL 2-5-0 BAL 1-5-1	Denny (W), Holland (8) McGregor (L), Stewart (9), T. Martinez (9) HR: Morgan, Maddox, Dwyer Attendance: 52,204	1	10/16	TOR	PHL 5-11-1 TOR 8-10-3	Schilling (L), West (7), Andersen (7), Mason (8) Guzman, Leiter (W)(6), Ward (8) HR: White, Olerud Attendance: 52,011
2	10/12	BAL	PHL 1-3-0 BAL 4-9-1	Hudson (L), Hernandez (5), Andersen (6), Reed (8) Boddicker (W) HR: Lowenstein Attendance: 52,132	2	10/17	TOR	PHL 6-12-0 TOR 4-8-0	Mulholland (W), Mason (6), Williams (8) Stewart (L), Castillo (7), Eichhorn (8), Timlin (8) HR: Eisenreich, Dykstra, Carter Attendance: 52,062
3	10/14	PHL	BAL 3-6-1 PHL 2-6-2	Flanagan, Palmer (W)(5), Stewart (7), T. Martinez (9) Carlton (L), Holland (7) HR: Ford, Matthews, Morgan Attendance: 65,7924	3	10/19	PHL	TOR 10-13-1 PHL 3-9-0	Hentgen (W), Cox (7), Ward (8) Jackson (L), Rivera (6), Thigpen (7), Andersen (9) HR: Molitor, Thompson Attendance: 62,689
4	10/15	PHL	BAL 5-10-1 PHL 4-10-0	Davis (W), Stewart (6), T. Martinez (8) Denny (L), Hernandez (6), Reed (6), Andersen (8) HR: None Attendance: 66,947	4	10/20	PHL	TOR 15-17-0 PHL 14-14-1	Stottlmyre, Leiter (3), Castillo (W)(5), Timlin (8), Ward (8) Greene, Mason (3), West (6), Andersen (7), Williams (L)(8), Thigpen (9) HR: Dykstra (2), Daulton Attendance: 62,731
5	10/16	PHL	BAL 5-5-0 PHL 0-5-1	McGregor (W) Hudson (L), Bystrom (5), Hernandez (6), Reed (9) HR: Murray (2), Dempsey Attendance: 67,064	5	10/21	PHL	TOR 0-5-1 PHL 2-5-1	Guzman (L), Cox (8) Schilling (W) HR: None Attendance: 62,706
					6	10/23	TOR	PHL 6-7-0 TOR 8-10-2	Mulholland, Mason (6), West (8), Andersen (8), Williams (L)(9) Stewart, Cox (7), Leiter (7), Ward (W)(9) HR: Dykstra, Molitor, Carter Attendance: 52,195

SERVICE TIME

MOST SEASONS WITH PHILLIES

18-	Mike Schmidt	1972-89
16-	Granny Hamner	1944-59
15-	Chuck Klein	1928-33; 36-44
	Tony Taylor	1960-71; 74-76
	Steve Carlton	1972-86
14-	Jack Clements	1884-97
	Robin Roberts	1948-61
	Chris Short	1959-72
	Darren Daulton	1983; 1985-97
13-	Ed Delahanty	1888-89; 91-1901
	Red Dooie	1902-14
	Cy Williams	1918-30
	Willie Jones	1947-59
	Curt Simmons	1947-50; 52-60
12-	Roy Thomas	1899-1908; 10-11
	Andy Seminick	1943-51; 55-57
	Richie Ashburn	1948-59
	Larry Bowa	1970-81
	Garry Maddox	1975-86

MOST CONTINUOUS SERVICE IN PHILADELPHIA

18-	Mike Schmidt	Phillies	1972-89
16-	Granny Hamner	Phillies	1944-59
15-	Jimmy Dykes	A's	1918-32
	Bobby Clarke	Flyers	1969-84
	Steve Carlton	Phillies	1972-86
14-	Cy Perkins	A's	1917-30
	Robin Roberts	Phillies	1948-61
	Chuck Bednarik	Eagles	1949-62
	Chris Short	Phillies	1959-72
13-	Darren Daulton	Phillies	1985-97

THE PHANATIC

HT: 6 feet; **WT:** 300 pounds, mostly fat

AGE: Made debut on April 25, 1978

BIRTHPLACE: Galapagos Islands

EYES: White eyeballs, black pupils,
purple eyelashes and blue eyebrows

SKIN: Bright green fur

PHYSICAL DEFECTS: Overweight, clumsy feet, extra long
beak, curled-up red tongue, gawking neck, slight case
of body odor.



The Phanatic was created out of one of the weekly staff meetings of the Phillies marketing department after the 1977 season. It was named after the fanatical Phillies fans.

The original person in the costume was David Raymond, a graduate of Newark (DE) High School and the University of Delaware (1979), BA degree in physical education. In his 17 years, Raymond missed just eight games.

Tom Burgoyne, the current Phanatic, actually began his fanatical career as Raymond's back-up in 1989 and then joined the Phillies promotional staff in 1990. He has made world-wide appearances with Major League Baseball International, including Japan (1997 and 1998) and Australia (1997 and 1999). The 34-year-old is a graduate of St. Joseph's Preparatory School and Drexel University (1988), where he earned a BS degree in Marketing. He and his wife, Jennifer, have two sons, Andrew and Daniel.

RETIRED NUMBERS

1 Rich Ashburn (1927-97) OF

Played 12 years with the Phillies from 1948-59 establishing himself as one of the best offensive and defensive players in the game. Two-time NL batting champion and runner-up twice; led the league four times in singles, walks and on-base pct.; in hits three times; in triples twice and once in stolen bases. Batted .300 or better in nine of his 15 years in the majors and had an on-base pct. of .400 or more six years. Rookie of the Year in 1948 and selected to the All-Star team five times. Batted .333 in his rookie year and a career-high .350 in 1958. Led NL outfielders in putouts nine times, ranks fifth all-time in putouts and is one of only two players to ever lead the league in putouts, assists and double plays in the same season twice. Ranked 11th all-time in walks and 35th in hits when retired after the 1962 season to enter the broadcast booth.

Number retired in 1979 — Elected to National Baseball Hall of Fame in 1995.

20 Mike Schmidt 3B

Played his entire 18-year career with the Phillies establishing himself as the greatest overall third baseman in the game. Holds major league records for third basemen in home runs, RBI and extra-base hits. Holds 10 fielding records and won 10 Gold Gloves. Won three MVP awards (1980, 81, 86), only one of four players to do so in the NL. Is also only one of five to win back-to-back MVPs. Holds 14 major league records, 18 National League records, 24 Phillies career records and 11 Phillies season records. Among his career rankings: 7th in home runs (3rd on NL list), 15th in extra-base hits (6th, NL) and tied for 22nd in RBI (6th, NL). Played in five League Championship Series and two World Series; was awarded 1980 WS MVP. Selected to 12 All-Star teams, elected as the starter nine times. Only Hank Aaron hit 30 homers in a season more times than Mike's 13. And only Babe Ruth hit 35 homers more than Mike's 11. Voted Greatest Phillies Player Ever in 1983 poll of fans.

Number retired in 1990 — Elected to National Baseball Hall of Fame in 1995.

32 Steve Carlton LHP

Pitched 15 years with the Phillies from 1972-86 winning 241 games. Became 1st pitcher to win four Cy Young Awards (1972, 77, 80, 82). Is the second winningest left-hander in baseball history and ranks second all-time in strikeouts. Only three other men in history have started more games. He won 27 games, including 15 consecutive, in his first year with the Phillies (1972). Is the Phillies all-time leader in wins, games started and strikeouts; ranks second in games, shutouts and innings pitched. Pitched six one-hitters. Struck out 310 in 1972, a Phillies record for a lefty. He holds six major league pitching records, 12 National League records and 10 League Championship Series records. Played in five LCS and two World Series with the Phillies (four World Series overall), ten-time All-Star.

Number retired in 1989 — Elected to National Baseball Hall of Fame in 1994.

36 Robin Roberts RHP

Pitched 14 years with the Phillies from 1948-61 winning 234 games. Twenty game winner six straight years (1950-55). Won a career-high 28 in 1952 and set a club record with an .800 winning pct. Put together a streak of 28 straight complete games in 1952-53. Selected for five All-Star Games, tying the record for most starts (five) with Lefty Grove and Don Drysdale. Led the NL in complete games and innings pitched five times; wins four times; shutouts and strikeouts twice. Is the Phillies all-time leader in games pitched, complete games and innings pitched, and was the leader in wins and strikeouts until Carlton came along. Was named Outstanding Pitcher in the NL twice (before Cy Young Award was established).

Number retired in 1962 — Elected to National Baseball Hall of Fame in 1976.

TRADES

MOST RECENT TRADE WITH EACH TEAM

(player for player deals only)

NATIONAL LEAGUE

Atlanta - May 28, 1992 - Donnie Elliott for Ben Rivera
Chicago - December 23, 1997 - Mickey Morandini for Doug Glanville
Cincinnati - August 8, 1995 - Mariano Duncan for Brian Koelling
Florida - July 21, 1997 - Darren Daulton for Billy McMillon
Houston - July 31, 1994 - Milt Thompson for Tom Edens
Los Angeles - July 2, 1992 - Steve Searcy and a player to be named later (Julio Peguero) for Stan Javier
Milwaukee - December 11, 1991 - Bruce Ruffin for Dale Sveum
Montreal - December 9, 1991 - Darrin Fletcher and cash for Barry Jones
New York - November 27, 1996 - Toby Borland and Ricardo Jordan for Rico Brogna
Pittsburgh - August 30, 1990 - Carmelo Martinez for Wes Chamberlain, Julio Peguero and a player to be named later (Tony Longmire)
St. Louis - November 19, 1998 - Ricky Bottalico and Garrett Stephenson for Ron Gant, Jeff Brantley and Cliff Politte
San Diego - November 10, 1999 - Carlton Loewer, Steve Montgomery and Adam Eaton for Andy Ashby
San Francisco - December 12, 1999 - Bobby Estalella for Chris Brock

AMERICAN LEAGUE

Anaheim - August 28, 1998 - Gregg Jefferies for a player to be named later (Doug Nickle)
Baltimore - August 29, 1996 - Pete Incaviglia and Todd Zeile for two players to be named later (Calvin Maduro and Garrett Stephenson)
Boston - June 9, 1996 - Lee Tinsley for Scott Bakum
Chicago - January 31, 1997 - Gene Schall for Mike Robertson
Cleveland - November 13, 1998 - Jerry Spradlin for Chad Ogea
Detroit - March 24, 1984 - Willie Hernandez and Dave Bergman for Glenn Wilson and John Wockenfuss
Kansas City - March 31, 1990 - Steve Jeltz for Jose DeJesus
Minnesota - December 5, 1992 - Mike Hartley for David West
New York - February 9, 1994 - Terry Mulholland and Jeff Patterson for Bobby Munoz, Kevin Jordan and Ryan Karp
Oakland - May 2, 1973 - Deron Johnson for Jack Bastable
Seattle - July 7, 1999 - Jose Flores for Domingo Cedenio
Tampa Bay - July 20, 1999 - Marty Barnett for player to be named later (Scott Aldred)
Texas - September 13, 1985 - Rich Surhoff for Dave Stewart
Toronto - May 5, 1999 - Paul Spoljaric for Robert Person

WADE'S TRADES

12/15/97	Acquired Mike Welch from New York Mets for Hector Mercado.
12/23/97	Acquired Doug Glanville from Chicago Cubs for Mickey Morandini.
12/23/97	Signed free agent Mark Lewis.
12/26/97	Signed free agent Alex Arias.
1/23/98	Signed free agent Yorkis Perez.
3/26/98	Signed free agent Matt Whiteside.
8/14/98	Claimed Paul Byrd off waivers from Atlanta.
8/28/98	Acquired Doug Nickle from Anaheim for Gregg Jefferies.
11/9/98	Acquired Paul Spoljaric from Seattle for Mark Leiter.
11/13/98	Acquired Chad Ogea from Cleveland for Jerry Spradlin.
11/19/98	Acquired Ron Gant, Jeff Brantley and Cliff Politte from St. Louis for Ricky Bottalico and Garrett Stephenson.
12/14/98	Acquired David Miller from Cleveland in Major League Rule 5 Draft.
12/15/98	Signed free agent Jim Poole.
12/15/98	Signed free agent Tom Prince.
12/21/98	Re-signed free agent Ken Ryan.
12/22/98	Signed free agent Rob Ducey.
5/5/99	Acquired Robert Person from Toronto for Paul Spoljaric.
7/7/99	Acquired Domingo Cedenio from Seattle for Jose Flores.
7/23/99	Acquired Scott Aldred from Tampa Bay for Marty Barnett.
10/6/99	Claimed Felix Martinez off waivers from Kansas City.
10/6/99	Claimed Carlos Reyes off waivers from San Diego.
10/22/99	Claimed Manny Barrios off waivers from Cincinnati.
11/10/99	Acquired Andy Ashby from San Diego for Carlton Loewer, Steve Montgomery and Adam Eaton.
11/18/99	Claimed Mark Brownson off waivers from Colorado.
12/01/99	Signed free agent Mike Jackson.
12/07/99	Re-signed free agent Jeff Brantley.
12/12/99	Acquired Chris Brock from San Francisco for Bobby Estalella.

YEAR BY YEAR FINISH

8-Team League

Year	Manager	Finish	Won	Lost	Tied	Pct.	Attend.
1883	Bob Ferguson & Bill Purcell	8	17	81	1	.178	—
1884	Harry Wright	6	39	73	1	.350	—
1885	Harry Wright	3	56	54	1	.509	—
1886	Harry Wright	4	71	43	5	.618	—
1887	Harry Wright	2	75	48	5	.605	—
1888	Harry Wright	3	69	61	1	.531	—
1889	Harry Wright	4	63	64	3	.496	—
1890	Harry Wright, Jack Clements, Al Reach & Bob Allen	3	78	54	1	.590	—
1891	Harry Wright	4	68	69	1	.496	—

12-Team League

Year	Manager	Finish	Won	Lost	Tied	Pct.	Attend.
1892	Harry Wright	4	87	66	1	.568	—
1893	Harry Wright	4	72	57	4	.556	—
1894	Arthur Irwin	4	71	57	1	.554	—
1895	Arthur Irwin	3	78	53	2	.594	—
1896	Billy Nash	8	62	68	0	.477	—
1897	George Stallings	10	55	77	2	.418	—
1898	George Stallings & Bill Shettsline	6	78	71	1	.523	—
1899	Bill Shettsline	3	94	58	2	.617	—

8-Team League

Year	Manager	Finish	Won	Lost	Tied	Pct.	Attend.
1900	Bill Shettsline	3	75	63	3	.543	—
1901	Bill Shettsline	2	83	57	0	.593	234,937
1902	Bill Shettsline	7	56	81	1	.409	112,066
1903	Chief Zimmer	7	49	86	4	.367	151,729
1904	Hugh Duffly	8	52	100	3	.345	140,771
1905	Hugh Duffly	4	83	69	3	.545	317,932
1906	Hugh Duffly	4	71	82	1	.464	294,680
1907	Bill Murray	3	83	64	2	.564	341,216
1908	Bill Murray	4	83	71	1	.539	420,660
1909	Bill Murray	5	74	79	1	.484	303,177
1910	Charlie Dooan	4	78	75	4	.510	296,597
1911	Charlie Dooan	4	79	73	1	.520	416,000
1912	Charlie Dooan	5	73	79	0	.480	250,000
1913	Charlie Dooan	2	86	63	8	.579	470,000
1914	Charlie Dooan	6	74	80	0	.481	138,474
1915	Pat Moran	1	90	62	1	.592	448,898
1916	Pat Moran	2	91	62	1	.594	515,365
1917	Pat Moran	2	87	65	2	.571	354,428
1918	Pat Moran	6	55	68	2	.448	122,266
1919	Jack Coombs & Gavvy Cravath	8	47	90	1	.344	240,424
1920	Gavvy Cravath	8	62	91	0	.405	330,998
1921	Bill Donovan & Kaiser Wilhelm	8	51	103	0	.331	273,961
1922	Kaiser Wilhelm	7	57	96	1	.373	232,471
1923	Art Fletcher	8	50	104	1	.328	228,168
1924	Art Fletcher	7	55	96	1	.365	299,818
1925	Art Fletcher	6*	68	85	0	.444	304,905
1926	Art Fletcher	8	58	93	1	.385	240,600
1927	Stuffy McInnis	8	51	103	1	.332	305,420
1928	Burt Shotton	8	43	109	0	.283	182,168
1929	Burt Shotton	5	71	82	1	.464	281,200
1930	Burt Shotton	8	52	102	2	.340	299,007
1931	Burt Shotton	6	66	88	1	.429	284,849
1932	Burt Shotton	4	78	76	0	.508	268,914
1933	Burt Shotton	7	60	92	0	.395	156,421
1934	Jimmy Wilson	7	58	93	0	.376	169,885
1935	Jimmy Wilson	7	64	89	3	.420	205,470
1936	Jimmy Wilson	8	54	100	0	.351	249,219
1937	Jimmy Wilson	7	61	92	2	.400	212,780
1938	Jimmy Wilson & Hans Lobert	8	45	105	1	.301	161,111
1939	Doc Prothro	8	45	106	1	.299	277,973
1940	Doc Prothro	8	50	103	0	.327	207,177
1941	Doc Prothro	8	43	111	1	.281	231,401
1942	Hans Lobert	8	42	109	0	.278	230,183
1943	Bucky Harris & Fred Fitzsimmons	7	64	90	3	.417	466,975
1944	Fred Fitzsimmons	8	61	92	1	.399	369,586
1945	Fred Fitzsimmons & Ben Chapman	8	46	108	0	.299	285,057
1946	Ben Chapman	5	69	85	1	.448	1,045,247
1947	Ben Chapman	7*	62	92	1	.403	907,332
1948	Ben Chapman, Dusty Cook & Eddie Sawyer	6	66	88	1	.429	767,429
1949	Eddie Sawyer	3	81	73	0	.526	819,698

8-Team League (continued)

Year	Manager	Finish	Won	Lost	Tied	Pct.	Attend.
1950	Eddie Sawyer	1	91	63	3	.589	1,217,035
1951	Eddie Sawyer	5	73	81	0	.474	937,658
1952	Eddie Sawyer & Steve O'Neill	4	87	67	0	.565	755,417
1953	Steve O'Neill	3*	83	71	2	.538	853,644
1954	Steve O'Neill & Terry Moore	4	75	79	0	.487	738,691
1955	Mayo Smith	4	77	77	0	.500	922,886
1956	Mayo Smith	5	71	83	0	.461	934,796
1957	Mayo Smith	5	77	77	2	.500	1,145,230
1958	Mayo Smith & Eddie Sawyer	8	69	85	0	.448	931,110
1959	Eddie Sawyer	8	64	90	1	.416	802,815
1960	Eddie Sawyer, Andy Cohen & Gene Mauch	8	59	95	0	.383	862,205
1961	Gene Mauch	8	67	107	1	.306	590,205

10-Team League

Year	Manager	Finish	Won	Lost	Tied	Pct.	Attend.
1962	Gene Mauch	7	81	80	0	.503	762,034
1963	Gene Mauch	4	87	75	0	.537	907,141
1964	Gene Mauch	2*	92	70	0	.566	1,425,891
1965	Gene Mauch	6	85	76	1	.528	1,166,376
1966	Gene Mauch	4	87	75	0	.537	1,108,201
1967	Gene Mauch	5	82	80	0	.506	828,888
1968	Gene Mauch, George Myatt & Bob Skinner	7*	76	86	0	.469	664,546

Two 6-Team Divisions

Year	Manager	Finish	Won	Lost	Tied	Pct.	Attend.
1969	Bob Skinner & George Myatt	5	63	99	0	.389	519,414
1970	Frank Lucchesi	5	73	88	0	.453	708,247
1971	Frank Lucchesi	6	67	95	0	.414	1,511,223
1972	Frank Lucchesi & Paul Owens	6	59	97	0	.378	1,343,329
1973	Danny Ozark	6	71	91	0	.438	1,475,934
1974	Danny Ozark	3	80	82	0	.494	1,808,648
1975	Danny Ozark	2	86	76	0	.531	1,909,233
1976	Danny Ozark	1**	101	61	0	.623	2,480,150
1977	Danny Ozark	1**	101	61	0	.623	2,700,070
1978	Danny Ozark	1**	90	72	0	.556	2,583,389
1979	Danny Ozark & Dallas Green	4	84	78	1	.519	2,775,011
1980	Dallas Green	1**	91	71	0	.562	2,651,650
1981	Dallas Green	3*	59	48	0	.551	1,638,932
1982	Pat Corrales	2	89	73	0	.549	2,376,394
1983	Pat Corrales & Paul Owens	1**	90	72	1	.556	2,128,339
1984	Paul Owens	4	81	81	0	.500	2,062,696
1985	John Felske	5	75	87	0	.463	1,830,350
1986	John Felske	2	86	75	0	.534	1,933,355
1987	John Felske & Lee Elia	4*	80	82	0	.494	2,100,110
1988	Lee Elia & John Vukovich	6	65	95	1	.404	1,990,041
1989	Nick Leyva	6	67	95	1	.411	1,861,965
1990	Nick Leyva	4*	77	85	0	.475	1,992,484
1991	Nick Leyva & Jim Fregosi	3	78	84	0	.481	2,050,012
1992	Jim Fregosi	6	70	92	0	.432	1,927,448

Two 7-Team Divisions

Year	Manager	Finish	Won	Lost	Tied	Pct.	Attend.
1993	Jim Fregosi	1**	97	65	0	.599	3,137,674

Three Divisions (one 4-Team, two 5-Team)							
Year	Manager	Finish	Won	Lost	Tied	Pct.	Attend.
1994	Jim Fregosi	4	54	61	0	.470	2,290,871
1995	Jim Fregosi	2*	69	75	0	.479	2,043,588
1996	Jim Fregosi	5	67	95	0	.414	1,801,677
1997	Terry Francona	5	68	94	0	.420	1,490,638

Three Divisions (one 6-Team, two 5-Team)

Year	Manager	Finish	Won	Lost	Tied	Pct.	Attend.
1998	Terry Francona	3	75	87	0	.463	1,715,702
1999	Terry Francona	3	77	85	0	.475	1,825,337

94,086,155

Bold—League Champion

* Tied

** NL Eastern Division Champions

Won 1st half (34-21, 1 1/2 ahead), third in 2nd half



Mike Lieberthal

*First-time All-Star in 1999 and first
Phillies catcher to win a Gold Glove
since Bob Boone in 1979.*

Phillies

AWARDS

<i>All-Star Game Selections.....</i>	<i>41</i>
<i>Award Winners.....</i>	<i>43-44</i>
<i>Gold Gloves.....</i>	<i>43</i>
<i>Hall Of Fame.....</i>	<i>46</i>
<i>NL Monthly.....</i>	<i>44</i>
<i>NL Weekly.....</i>	<i>44</i>
<i>Paul Owens Award.....</i>	<i>44</i>
<i>Richie Ashburn, Giles/Rojas Award.....</i>	<i>45</i>
<i>Phillies All-Star History.....</i>	<i>41-42</i>
<i>Silver Sluggers.....</i>	<i>43</i>
<i>Triple Crown.....</i>	<i>44</i>

2000

ALL-STAR GAME SELECTIONS

1933 Dick Bartell, ss* Chuck Klein, of*	1955 Del Ennis, of* Stan Lopata, c Robin Roberts, rhp*	1976 Bob Boone, c Larry Bowa, ss Dave Cash, 2b Greg Luzinski, of*	1989 Von Hayes, of Mike Schmidt, 3b**
1935 Jimmy Wilson, c*	1956 Stan Lopata, c Robin Roberts, rhp	1977 Steve Carlton, lhp Greg Luzinski, of*	1990 Lenny Dykstra, of*
1936 Pinky Whitney, 3b*	1957 Jack Sanford, rhp Curt Simmons, lhp*	1978 Bob Boone, c Larry Bowa, ss*	1991 John Kruk, 1b
1937 Bucky Walters, rhp	1958 Richie Ashburn, of Dick Farrell, rhp	1979 Bob Boone, c# Larry Bowa, ss*	1992 Darren Daulton, c
1938 Herschel Martin, of	1959 Gene Conley, rhp	1980 Pete Rose, 1b Mike Schmidt, 3b*	1993 John Kruk, 1b
1939 Morrie Aronovich, of	1960 Tony Taylor, 2b	1981 Steve Carlton, lhp Pete Rose, 1b	1994 Terry Mulholland, lhp*
1940 Kirby Higbe, rhp Pinky May, 3b Hugh Mulcahy, rhp	1961 Art Mahaffey, rhp	1982 Steve Carlton, lhp Pete Rose, 1b*	1995 Mariano Duncan, 2b*
1941 Cy Blanton, rhp	1962 Johnny Callison, of Art Mahaffey, rhp	1983 Mike Schmidt, 3b* Manny Trillo, 2b*	1996 Lenny Dykstra, of*#
1942 Danny Litwhiler, of	1963 Ray Culp, rhp	1984 Al Holland, lhp Juan Samuel, 2b	1997 Curt Schilling, rhp
1943 Babe Dahlgren, 1b	1964 Jim Bunning, rhp Johnny Callison, of	1985 Ozzie Virgil, c Glenn Wilson, of	1998 Curt Schilling, rhp
1944 Ken Raffensberger, lhp	1965 Richie Allen, 3b* Johnny Callison, of	1986 Mike Schmidt, 3b* Shane Rawley, lhp	1999 Mike Lieberthal, c
1946 Del Ennis, of Frank McCormick, 1b Emil Verban, 2b	1966 Richie Allen, 3b Jim Bunning, rhp	1987 Steve Bedrosian, rhp Juan Samuel, 2b	1999 Curt Schilling, rhp*
1947 Schoolboy Rowe, rhp Emil Verban, 2b*	1967 Richie Allen, 3b* Chris Short, lhp	1988 Kevin Gross, rhp Lance Parrish, c	
1948 Harry Walker, of*	1968 Woodie Fryman, lhp		
1949 Richie Ashburn, of*	1969 Grant Jackson, lhp		
1949 Andy Seminick, c*	1970 Joe Hoerner, lhp		
Eddie Waitkus, 1b	1971 Rick Wise, rhp		
1950 Willie Jones, 3b*	1972 Steve Carlton, lhp		
Jim Konstanty, rhp	1973 Wayne Twitchell, rhp		
Robin Roberts, rhp*	1974 Larry Bowa, ss*		
Dick Sisler, of	Steve Carlton, lhp		
1951 Richie Ashburn, of*	Dave Cash, 2b		
Del Ennis, of*	Mike Schmidt, 3b		
Willie Jones, 3b	1975 Larry Bowa, ss		
Robin Roberts, rhp*	Dave Cash, 2b		
1952 Granny Hamner, ss*	Greg Luzinski, of		
Robin Roberts, rhp	Tug McGraw, lhp		
Curt Simmons, lhp*			
1953 Richie Ashburn, of			
Granny Hamner, ss			
Robin Roberts, rhp*			
Curt Simmons, lhp			
1954 Smoky Burgess, c			
Granny Hamner, 2b*			
Robin Roberts, rhp*			

* Starters
** Elected starter but did not play because of retirement
Started because of injury to Ted Simmons
Couldn't start because of injury

ALL-STAR GAMES IN PHILADELPHIA

July 13, 1943, Shibe Park

AL	5	8	0
NL	3	10	0

Bobby Doerr's 3-run homer in the second inning propelled the AL Stars to their third straight victory before 31,938. Vince DiMaggio led the NL with a single, triple and home run. **Winner:** Emil Leonard; **Losers:** Mort Cooper. It was the first ASG played entirely under the lights. Game was shortwaved to American fighting men throughout the world.

July 8, 1952, Shibe Park

NL	3	3	0
AL	2	5	0

Only game in ASG history not to go nine innings as rain halted play after five innings. Jackie Robinson hit a solo homer in the first and Hank Sauer hit a two-run homer onto the LF roof in the fourth for all the NL runs. Two Philadelphia pitchers started the game, Curt Simmons (Phillies) and Bobby Shantz (A's). Shantz fanned Whitey Lockman, Robinson and Stan Musial in the fifth to the delight of 32,785 fans. **Winner:** Bob Rush; **Losers:** Bob Lemon. Game was broadcast on Mutual Radio System and on NBC TV.

July 13, 1976, Veterans Stadium

NL	7	10	0
AL	1	5	0

ASG MVP George Foster hit a 3-run homer to lead NL to fifth win in a row. Third largest crowd (63,974) in ASG history included President Gerald Ford. Five Cincinnati Reds were in the starting lineup. For first time in Phillies history, they had five players in the game: Greg Luzinski (starter in LF), Dave Cash (2b), Larry Bowa (ss), Bob Boone (c) and Mike Schmidt (3b). **Winner:** Randy Jones; **Losers:** Mark Fidrych. An estimated 60 million fans watched the game on ABC TV.

July 9, 1996, Veterans Stadium

NL	6	12	1
AL	0	7	0

NL defeated AL for third straight year with 6-0 shutout, behind MVP and Norristown native Mike Piazza's monster home run to the left field upper deck and RBI double in the second and third innings. Biggest ovation from the crowd of 62,670 went to Ozzie Smith, playing in his 15th and final All-Star Game. **Winner:** John Smoltz; **Losers:** Charles Nagy. Game was broadcast on NBC TV and CBS Radio.

ALL-STARS - MISC INFORMATION

Most Selections

Pitchers

Robin Roberts, 7 times
Steve Carlton, 7 times

Hitters

Mike Schmidt, 12 times

Rookies

Del Ennis, of, 1946
Richie Ashburn, of, 1948
Jack Sanford, rhp, 1957

Ray Culp, rhp, 1963
Juan Samuel, 2b, 1984
Tyler Green, rhp, 1995

Home Runs

Johnny Callison, rf	7/7/64	Shea Stadium
Richie Allen, 3b	7/11/67	Anaheim Stadium
Greg Luzinski, lf	7/19/77	Yankee Stadium
Mike Schmidt, 3b	8/9/81	Municipal Stadium

MVP

Johnny Callison, rf 7/7/64 Shea Stadium
(Hit 3-run game-winning HR in the bottom of the ninth off Dick Radatz, 7-4.)

Winning Pitchers

Ken Raffensberger, lhp	7-1	7/11/44	Forbes Field
Doug Jones, rhp	8-7	7/12/94	Three Rivers Stadium
Heathcliff Slocumb, rhp	3-2	7/11/95	The Ballpark in Arlington

Managers

Eddie Sawyer	7/10/51	Briggs Stadium	W	8-3
Gene Mauch	7/13/65	Metropolitan Stadium	W	6-5
Dallas Green	8/9/81	Municipal Stadium	W	5-4
Paul Owens	7/10/84	Candlestick Park	W	3-1
Jim Fregosi	7/12/94	Three Rivers Stadium	W	8-7

Phillies Starters

(Position by position)

"Firsts"

C Jimmy Wilson, 1935
1B Pete Rose, 1981
2B Emil Verban, 1947
SS Dick Bartell, 1933
3B Pinky Whitney, 1936
LF Del Ennis, 1955
CF Harry Walker, 1947
RF Chuck Klein, 1933
P Robin Roberts, 1950

"Lasts"

Darren Daulton, 1993
John Kruk, 1993
Mariano Duncan, 1994
Larry Bowa, 1979
Mike Schmidt, 1987
Greg Luzinski, 1978
Lenny Dykstra, 1995
Del Ennis, 1951
Curt Schilling, 1999

PHILLIES FIRSTS

Hitters

At Bat Chuck Klein, 7/6/33
Run Richie Ashburn, 7/13/48
Hit Chuck Klein, 7/6/33
Double Jimmy Wilson, 7/8/35
Triple Mike Schmidt, 7/17/79
Home Run Johnny Callison, 7/7/64
RBI Pinky Whitney, 7/7/36
Stolen Base Richie Ashburn, 7/13/48
Error Andy Seminick, 7/12/49

Pitchers

Game Bucky Walters, 7/7/37
Win Ken Raffensberger, 7/11/44
Loss Curt Simmons, 7/9/57
Hit Bucky Walters, 7/7/37
Run Robin Roberts, 7/11/50
Walk Robin Roberts, 7/11/50
Strikeout Ken Raffensberger, 7/11/44

AWARD WINNERS

- MOST VALUABLE PLAYER, NL (BBWAA):** Chuck Klein (1932); Jim Konstanty (1950); Mike Schmidt (1980, 1981, 1986).
- CY YOUNG AWARD, NL (BBWAA):** Steve Carlton (1972, 1977, 1980, 1982); John Denny (1983); Steve Bedrosian (1987).
- ROOKIE OF THE YEAR, NL (BBWAA):** Jack Sanford, p (1957); Richie Allen, 3b (1964); Scott Rolen (1997).
- MAJOR LEAGUE EXECUTIVE OF THE YEAR (TSN):** Bob Carpenter (1949); Lee Thomas (1993).
- MOST VALUABLE PLAYER AWARD (TSN):** Chuck Klein, (1931, 1932).
- MAJOR LEAGUE PLAYER OF THE YEAR (TSN):** Robin Roberts, p (1952).
- NL PLAYER OF THE YEAR (TSN):** Mike Schmidt, 3b (1980, 1986).
- NL PITCHER OF THE YEAR (TSN):** Jim Konstanty (1950); Robin Roberts (1952, 1955); Steve Carlton (1972, 1977, 1980, 1982); John Denny (1983); (*Baseball America*) Steve Bedrosian (1987).
- ROOKIE OF THE YEAR (TSN):** Del Ennis, of (1946); Richie Ashburn, of (1948); Ed Bouchee, 1b (1957); Richie Allen, 3b (1964); Lonnie Smith, of (1980); Juan Samuel, 2b (1984).
- ROOKIE PITCHER OF THE YEAR (TSN):** Jack Sanford (1957); Ray Culp (1963).
- MAJOR LEAGUE MANAGER OF THE YEAR (TSN):** Danny Ozark (1976).
- ROBERTO CLEMENTE AWARD (Major League Baseball):** Presented annually to the player "who best typifies the game, both on and off the field." - Greg Luzinski (1978); Garry Maddox (1986).
- NATIONAL LEAGUE MANAGER OF THE YEAR (Associated Press):** Eddie Sawyer (1950); Gene Mauch (1962 & 1964); Danny Ozark (1976); Jim Fregosi (1993).
- NATIONAL LEAGUE ROOKIE OF THE YEAR (Player's Choice):** Scott Rolen (1997).
- MOST VALUABLE PLAYER, LEAGUE CHAMPIONSHIP SERIES (National League):** Manny Trillo (1980); Gary Matthews (1983); Curt Schilling (1993).
- MOST VALUABLE PLAYER, WORLD SERIES (Major League Baseball and *SPORT Magazine*):** Mike Schmidt (1980).
- MOST VALUABLE PLAYER, ALL-STAR GAME:** Johnny Callison (1964).
- ROLAIDS RELIEF MAN (MLB):** Al Holland (1983); Steve Bedrosian (1987).
- FIREMAN OF THE YEAR, NL (TSN):** Al Holland (1983); Steve Bedrosian (1987).
- COMEBACK PLAYER OF THE YEAR, NL (AP):** Robin Roberts (1958).
- COMEBACK PLAYER OF THE YEAR, NL (TSN):** John Denny (1983).
- COMEBACK PLAYER OF THE YEAR, NL (UPI):** John Denny (1983).
- MALE ATHLETE OF THE YEAR (AP):** Jim Konstanty (1950).

RAWLINGS GOLD GLOVE AWARD® WINNERS

1963 - Bobby Wine, ss	1978 - Garry Maddox, of	1981 - Garry Maddox, of
1964 - Bobby Shantz, p	Mike Schmidt, 3b	Mike Schmidt, 3b
Ruben Amaro, ss	Larry Bowa, ss	Manny Trillo, 2b
1966 - Bill White, 1b	Bob Boone, c	Steve Carlton, p
1972 - Larry Bowa, ss	1979 - Garry Maddox, of	1982 - Garry Maddox, of
1975 - Garry Maddox, of	Mike Schmidt, 3b	Mike Schmidt, 3b
1976 - Garry Maddox, of	Bob Boone, c	Manny Trillo, 2b
Mike Schmidt, 3b	Manny Trillo, 2b	1983 - Mike Schmidt, 3b
Jim Kaat, p	1980 - Garry Maddox, of	1984 - Mike Schmidt, 3b
1977 - Garry Maddox, of	Mike Schmidt, 3b	1986 - Mike Schmidt, 3b
Mike Schmidt, 3b		1998 - Scott Rolen, 3b
Jim Kaat, p		1999 - Mike Lieberthal, c

SILVER SLUGGER WINNERS (LOUISVILLE)

1980 - Manny Trillo, 2b	1982 - Mike Schmidt, 3b	1992 - Darren Daulton, c
Mike Schmidt, 3b	1983 - Mike Schmidt, 3b	1993 - Lanny Dykstra, of
1981 - Pete Rose, 1b	1984 - Mike Schmidt, 3b	
Manny Trillo, 2b	1986 - Mike Schmidt, 3b	
Mike Schmidt, 3b	1987 - Juan Samuel, 2b	

AWARD WINNERS

NL PLAYER OF THE WEEK

Year	Player	Year	Player	Year	Player
1973	Wayne Twitchell	1980	Steve Carlton	1990	Lenny Dykstra
1974	Dave Cash		Pete Rose		Terry Mulholland
	Larry Bowa		Bake McBride	1991	Tommy Greene
1976	Mike Schmidt		Mike Schmidt		Wes Chamberlain
	Dave Cash	1982	Gary Matthews		Mitch Williams
	Jay Johnstone	1983	Joe Morgan		John Kruk
1977	Greg Luzinski (twice)	1984	Mike Schmidt	1992	Dave Hollins
	Steve Carlton		Von Hayes		John Kruk
1978	Larry Christenson	1985	Juan Samuel		Tommy Greene
	Garry Maddox	1986	Von Hayes (3 times)	1993	John Kruk
1979	Steve Carlton		Mike Schmidt		Tommy Greene
	Bob Boone		Kent Tekulve	1994	Danny Jackson
	Pete Rose (twice)	1987	Mike Schmidt		Lenny Dykstra
			Steve Bedrosian	1998	Paul Byrd
			Von Hayes	1999	Mike Lieberthal

NL PLAYER/PITCHER OF THE MONTH

Player of the Month

June	1973	-	Greg Luzinski
April	1976	-	Mike Schmidt
July	1977	-	Greg Luzinski
July	1979	-	Mike Schmidt
Sept.	1979	-	Pete Rose
May	1980	-	Mike Schmidt
August	1981	-	Mike Schmidt
Sept.	1981	-	Gary Matthews
July	1982	-	Mike Schmidt
April	1989	-	Von Hayes
May	1994	-	Lenny Dykstra

Pitcher of the Month

June	1964	-	Jim Bunning
Sept.	1977	-	Larry Christenson
May	1980	-	Steve Carlton
Sept.	1980	-	Marty Bystrom
May	1982	-	Dick Ruthven
Sept.	1983	-	John Denny
August	1985	-	Shane Rawley
May	1987	-	Steve Bedrosian
August	1991	-	Mitch Williams
May	1993	-	Tommy Greene
June	1994	-	Bobby Munoz
May	1995	-	Heathcliff Slocumb
August	1995	-	Sid Fernandez
May	1999	-	Curt Schilling

NL TRIPLE CROWN WINNERS

Year	Player	Club	AVG	HR	RBI
1912	Heinie Zimmerman	Cubs	.372	14	103
1922	Rogers Hornsby	Cardinals	.401	42	152
1925	Rogers Hornsby	Cardinals	.403	39	143
1933	Chuck Klein	PHILLIES	.368	28	120
1937	Joe Medwick	Cardinals	.374	31	154

PAUL OWENS AWARD WINNERS

Beginning in 1986 the Phillies have honored the top player and pitcher in their minor league system. The Award is named in honor of Paul Owens, who has spent 44 years in the Phillies organization as a scout, farm director, general manager, manager and currently serves as the Senior Advisor to the General Manager.

Year	Player	Pitcher	Year	Player	Pitcher
1986	Ron Jones	Marvin Freeman	1994	Gene Schall	Ron Blazier
1987	Ricky Jordan	Todd Frohwirth	1995	Dave Doster/ Wendell Magee	Rich Hunter
1988	Jim Vatcher	Andy Carter			
1989	Mickey Morandini	Jason Grimsley	1996	Scott Rolen	Matt Beech
1990	Jeff Grotewold	Andy Ashby	1997	Jeff Key/ Jimmy Rollins	Ryan Brannan
1991	Kim Batiste	Toby Borland			
1992	Mike Lieberthal	Paul Fletcher	1998	Marlon Anderson	Carlton Loewer
1993	Phil Geisler	Ricky Bottalico	1999	Pat Burrell	Adam Eaton

RICHIE ASBURN AWARD



RICHIE ASHBURN SPECIAL ACHIEVEMENT AWARD was established in 1998 in honor of the memory of Richie Ashburn, who spent nearly 50 years with the Phillies.

The award is given annually to a member of the Phillies organization who has demonstrated the same loyalty, dedication and passion for the game as the award's namesake.

1998 Pete Cera — With Phillies 1938-1998 as traveling secretary, clubhouse manager, trainer and assistant clubhouse manager.

1999 Paul Owens — With Phillies since 1955 as minor league manager, scout, Farm Director, Player Development Director, General Manager, major league manager, assistant to the President and currently Senior Advisor to the General Manager.

BILL GILES AND LARRY ROJAS AWARDS

Two awards were established in 1999 to honor minor league players who share the same attributes as the awards' namesakes: Bill Giles and Larry Rojas.

Bill Giles and Larry Rojas share a love and respect for the game of baseball, an outstanding work ethic and pride in being a member of the Phillies.

Giles climbed the baseball ladder from the minors to the majors, working in numerous executive capacities with the Astros and Phillies until getting a group together to purchase the Phillies in 1981. He was President and General Partner until 1997 when he became Chairman.

Rojas was born in Cuba and played minor league baseball with the Phillies. He has also served as a minor league coach and manager, spring training coordinator, scout and liaison for the Hispanic players in the system.

1999 Bill Giles Award winner — Gary Burnham

1999 Larry Rojas Award winner — Alejandro Fajardo

HALL OF FAMERS

NATIONAL BASEBALL HALL OF FAME

Players	Years with Phillies	In HOF	Pitchers	Years with Phillies	In HOF
Rich Ashburn	1948-59	1995	Grover Alexander	1911-17	1938
Dave Bancroft	1915-20	1971	Chief Bender	1916-17	1953
Dan Brouthers	1896	1945	Jim Bunning	1964-67; 1970-71	1996
Roger Connor	1892	1976	Steve Carlton	1972-86	1994
Ed Delahanty	1888-89; 1891-1901	1945	Ferguson Jenkins	1965-66	1991
Hugh Duffy *	1904-06	1945	Tim Keefe	1891-93	1964
Johnny Evers	1917	1946	Kid Nichols	1905-06	1949
Elmer Flick	1898-1902	1963	Eppa Rixey	1912-17; 1919-20	1963
Jimmie Foxx	1945	1951	Robin Roberts	1948-61	1976
Billy Hamilton	1890-95	1961			
Hughie Jennings	1901-02	1945	Managers	Years with Phillies	In HOF
Chuck Klein	1928-33; 1936-44	1980	Bucky Harris	1943	1974
Nap Lajoie	1896-1900	1937	Harry Wright	1884-93	1953
Tommy McCarthy	1886-87	1946			
Joe Morgan	1983	1990			
Mike Schmidt	1972-89	1995			
Casey Stengel	1920-21	1966			
Sam Thompson	1889-98	1974			
Lloyd Waner	1942	1967			
Hack Wilson	1934	1979			

*Player-Manager

The media from Philadelphia are also represented in the Baseball Hall of Fame in Cooperstown, NY. Writers Allen Lewis (former *Philadelphia Inquirer* baseball writer) and the late Ray Kelly (*Philadelphia Bulletin*) have won the J.G. Taylor Spink Award. Long-time broadcaster By Saam was the 1990 inductee as the Ford C. Frick Award winner.



PHILADELPHIA HALL OF FAME

Players must have five or more years of service to be eligible. Managers and coaches need four years.

	Athletics	Phillies		Athletics	Phillies
1978	Connie Mack	Robin Roberts	1990	Elmer Valo	Mike Schmidt
1979	Jimmie Foxx	Richie Ashburn	1991	Chief Bender	Larry Bowa
1980	Lefty Grove	Chuck Klein	1992	Jack Coombs	Chris Short
1981	Al Simmons	Grover Alexander	1993	Frank Baker	Curt Simmons
1982	Mickey Cochrane	Del Ennis	1994	Bobby Shantz	Dick Allen
1984	Jimmy Dykes	Jim Bunning	1995	Eddie Joost	Willie Jones
1985	Eddie Plank	Ed Delahanty	1996	Ed Rommel	Sam Thompson
1986	Rube Waddell	Cy Williams	1997	Ferris Fain	Johnny Callison
1987	Eddie Collins	Granny Hamner	1998	Bing Miller	Greg Luzinski
1988	Wally Moses	Paul Owens	1999	Sam Chapman	Tug McGraw
1989	Bob Johnson	Steve Carlton			

In 1983 the Phillies conducted balloting for the Greatest Phillies Team and Greatest Player Ever. Mike Schmidt collected 19,767 votes to be named Greatest Phillies Player.

The Centennial Team which was selected is: Bob Boone (c), Pete Rose (1b), Manny Trillo (2b), Mike Schmidt (3b), Larry Bowa (ss), Richie Ashburn, Garry Maddox and Del Ennis (of), Robin Roberts (starting rhp), Steve Carlton (starting lhp), Jim Konstanty (rh reliever), Tug McGraw (lh reliever), and Dallas Green (manager).



Doug Glanville

*With 204 hits in 1999, became the first
Phillie to reach 200 hits since Pete Rose
(208) in 1979.*

RECORDS

<i>Attendance.....</i>	<i>48</i>
<i>Best Season Record.....</i>	<i>49</i>
<i>Best/Worst Homestands & Road trips.....</i>	<i>50</i>
<i>Best/Worst Monthly.....</i>	<i>52</i>
<i>Best/Worst vs. Clubs.....</i>	<i>51</i>
<i>Big Innings.....</i>	<i>53</i>
<i>Career Games by Position</i>	<i>53</i>
<i>Club/Individual Fielding</i>	<i>63-64</i>
<i>Individual Batting.....</i>	<i>56-57</i>
<i>Individual Pitching.....</i>	<i>60-61</i>
<i>Miscellaneous.....</i>	<i>63</i>
<i>Pinch Hitting.....</i>	<i>58</i>
<i>Runs, Hits – Game/Inning.....</i>	<i>54</i>
<i>Streaks.....</i>	<i>55</i>
<i>Team Batting.....</i>	<i>58-59</i>
<i>Team Pinch Hitting.....</i>	<i>57</i>
<i>Team Pitching.....</i>	<i>62</i>
<i>Major League Debut Dates.....</i>	<i>64</i>

ATTENDANCE RECORDS

	ATTEND.	DATE	OPP.
Largest.....	63,816	7/03/84	CIN
Smallest (Vet only).....	4,149	5/06/74	SD
Single Game—Night.....	63,816	7/03/84	CIN
—Day.....	60,985	4/09/93	CHI
Doubleheaders—Day.....	40,720	5/11/47	BKN
—Tw-Nighter.....	63,346	8/10/79	PIT
Home Openers—Day.....	60,985	4/09/93	CHI
—Night.....	60,404	4/13/81	PIT
Memorial Day.....	51,381	5/28/79	CHI
Independence Day.....	63,283	7/04/77	NYM
Labor Day.....	50,869	9/01/97	NYN
Monday.....	63,501	7/05/82	SF
Tuesday.....	63,816	7/03/84	CIN
Wednesday.....	57,903	6/23/93	ATL
Thursday.....	55,884	7/29/93	STL
Friday.....	63,346	8/10/79	PIT
Saturday.....	58,086	7/03/99	CHI
Sunday.....	60,120	5/06/73	ATL
Businessperson's Special.....	57,903	6/23/93	ATL
Day of Game Sale—Night.....	27,720	7/05/82	SF
—Day.....	22,511	8/05/82	MTL
Sellouts.....	8	1993	
Consecutive Crowds, 40,000-plus.....	20	7/10-8/29/93	
Crowds, 50,000-plus.....	16	1993	

BY TEAM

	ATTEND.	DATE	D/N
Arizona.....	32,047	8/08/99	D
Atlanta.....	60,120	5/06/73	D
Chicago.....	61,177	7/15/77	TWN
Cincinnati.....	63,816	7/03/84	N
Colorado.....	58,627	4/11/94	D
Florida.....	58,508	6/20/93	D
Houston.....	57,386	6/10/81	N
Los Angeles.....	60,942	7/05/76	N
Milwaukee.....	55,393	7/03/98	N
Montreal.....	55,352	4/10/71	D
New York Mets.....	63,283	7/04/77	N
Pittsburgh.....	63,346	8/10/79	TWN
St. Louis.....	60,561	8/10/81	N
San Diego.....	57,521	7/03/93	N
San Francisco.....	63,501	7/05/82	N

SEASON

	ATTEND.	DATE
Home Total.....	3,137,674	1993
Home Average.....	39,221	80 dates 1993
Road Total.....	2,666,219	1993
Road Average.....	32,916	81 dates 1993
4 games, 4 dates.....	185,679	FLA (6/17-18-19-20/93)
4 games, 3 days.....	157,575	PIT (8/10-11-13/79)
3 games, 3 days.....	172,556	ATL (9/24-25-26/93)
5 games, 4 days.....	186,389	MTL (7/6-7-8-9/78)
2 games, 2 days.....	85,971	SF (7/5-6/82)
6 date homestand.....	289,883	STL-PIT (7/27-8/1/93)

TOP TEN

(Regular Season Only)

63,816	7/03/84	CIN-N	61,777	7/15/77	CHI-TWN
63,501	7/05/82	SF-N	61,985	4/09/93	CHI-D
63,346	8/10/79	PIT-TWN	60,942	7/05/76	LA-N
63,283	7/04/77	NYM-N	60,561	8/10/81	STL-N
61,475	7/03/86	CIN-N	60,431	4/07/92	CHI-D

(Overall)

67,064	10/16/83	WS #5	65,775	10/15/80	WS #2
66,947	10/15/83	WS #4	65,476	10/07/80	LCS #2
65,838	10/21/80	WS #6	65,277	10/07/80	LCS #1
65,792	10/14/83	WS #3	64,924	10/08/77	LCS #4
65,791	10/14/80	WS #1	63,974	7/13/76	ASG

BEST SEASON RECORDS

(Note: All records are from 1950 to present unless otherwise indicated.)

Year	Record	Pct.	Year	Record	Pct.	Year	Record	Pct.	Year	Record	Pct.	Year	Record	Pct.
HOME GAMES			DAY GAMES			vs LHP			EXTRA-INNING GAMES			ONE-RUN GAMES		
1977	60-21	.741	1976	36-23	.610	1955	29-15	.659	1968	9-2	.818	1962	26-14	.650
1901	46-23	.667	1983	29-19	.604	1976	31-17	.646	1979	11-3	.786	1950	29-16	.644
1978	54-28	.659	1977	30-22	.577	1993	31-18	.633	1967	12-5	.706	1964	28-18	.609
1900	45-23-2	.657	1993	26-20	.565	1950	22-15-3	.588	1983	10-5-1	.656	1982	30-21	.588
1976	53-28	.654	1978	30-24	.556	1952	21-15	.583	1991	16-9	.640	1979	31-22	.585
1993	52-29	.642	1950	53-44-3	.545	1967	31-24	.564						
ROAD GAMES			NIGHT GAMES			vs RHP			SHO GAMES			DOUBLEHEADERS		
1976	48-33	.593	1950	36-19	.655	1977	79-45	.637	1993	11-2	.846	1967	7-2-6	.667
1913	45-30-6	.592	1977	71-39	.645	1976	70-44	.614	1965	17-10	.630	1974	6-2-4	.667
1905	44-33-1	.571	1976	65-38	.631	1963	64-44	.593	1952	17-11	.607	1964	6-2-5	.654
1964	46-35	.568	1964	62-39	.614	1950	69-48	.590	1964	17-11	.607	1963	7-1-12	.650
1950	43-34-2	.557	1993	71-45	.612	1993	66-47	.584	1951	19-13	.594	1962	7-9-10	.462
1993	45-36	.556	1952	47-30	.610	1980	70-54	.565						

Phillies™

RECORDS

SEASON STARTS

BEST

Year	W-L
1911	12-3; 13-3; 14-4
1915	8-0
1964	10-2
1976	22-8; 26-9
1979	12-4; 14-5; 21-7
1981	11-5
1993	7-1; 17-5; 23-7; 28-12
1995	10-3; 15-5; 23-8

WORST

Year	W-L
1928	4-19; 5-23
1930	6-15; 11-22
1934	0-7; 2-8; 4-13; 6-14
1938	1-10; 2-11; 3-13; 4-15
1941	2-9; 3-10
1942	2-7; 3-12; 5-15; 6-17; 8-22
1945	2-7; 3-13
1946	0-6; 2-11
1982	2-8; 3-11
1985	1-8
1987	1-8

DID YOU KNOW?

The Phillies team record for most errors in a game (since 1911) is eight, occurring twice: August 18, 1941 vs Cincinnati and April 24, 1922 vs New York.

The Phils have made seven errors in a game five times: last occurring on August 17, 1945 vs Brooklyn.

BEST/WORST HOMESTANDS & ROAD TRIPS

BEST HOMESTANDS

Pct.	W-L	Dates	Opponents
1.000	8-0	June 30-July 7, 1977	PIT, NYM
1.000	7-0	Sept. 24-28, 1929	BKN, BOS
1.000	7-0	May 13-18, 1975	CIN, ATL
1.000	7-0	August 6-12, 1991	CHI, MTL
.889	8-1	May 27-June 4, 1986	SF, SD, LA
.833	10-2	July 29-Aug. 11, 1977	SF, SD, LA, MTL
.833	6-1	Sept. 12-18, 1986	NYM, PIT, STL
.833	5-1	May 27-30, 1929	BOS
.833	5-1	July 8-12, 1953	BKN, PIT
.833	5-1	Sept. 10-16, 1965	STL, MIL
.833	5-1	April 12-20, 1983	NYM, ATL, CHI
.833	5-1	Sept. 23-27, 1992	CHI, STL
.833	5-1	April 9-14, 1993	CHI, CIN
.833	5-1	May 7-12, 1993	STL, PIT
.833	5-1	July 27-August 1, 1993	STL, PIT
.833	5-1	August 10-15, 1993	MTL, NYM
.833	5-1	April 7-13, 1998	FLA, ATL
.800	8-2	August 21-30, 1970	HOU, CIN, ATL
.800	8-2	Sept. 12-20, 1983	NYM, MTL, STL, CHI
.800	8-2	May 12-22, 1994	PIT, MTL, NYM
.800	8-2	August 18-27, 1995	SF, SD, LA

WORST HOMESTANDS

Pct.	W-L	Dates	Opponents
.000	0-7	Sept. 21-27, 1964	CIN, MIL
.100	1-9-1	July 6-20, 1941	NYG, PIT, STL, CHI, CIN
.111	1-8	May 4-13, 1937	CHI, PIT, CIN, STL
.111	1-8	August 20-29, 1979	ATL, HOU, CIN
.125	1-7	June 13-22, 1961	STL, CIN, PIT
.143	1-6	June 18-22, 1929	BOS, NYG
.143	1-6	Sept. 23-28, 1939	BKN, BOS, NYG
.143	1-6	May 16-26, 1960	STL, CHI, LA, SF
.143	1-6	April 10-16, 1987	CHI, NYM
.143	1-6	June 24-July 2, 1921	NYG, BKN
.143	1-6	July 1-7, 1991	STL, NYM
.143	1-6	June 27-July 3, 1995	CIN, ATL
.143	1-6	August 8-14, 1995	NYM, MTL
.143	1-6	Sept. 3-9, 1999	CIN, HOU

BEST ROAD TRIPS

Pct.	W-L	Dates	Opponents
1.000	7-0	July 11-15, 1968	PIT, NYM
1.000	6-0	April 14-21, 1915	BOS, NYG
.875	7-1	Sept. 22-28, 1983	MTL, STL, CHI
.875	7-1	July 1-6, 1958	PIT, MIL, CIN
.857	6-1	Aug. 29-Sept. 2, 1929	BOS, BKN, NYG
.857	6-1	May 29-June 4, 1967	SF, LA, HOU
.857	6-1	April 12-18, 1911	NYG, BOS
.857	6-1	May 2-8, 1995	CIN, ATL
.857	6-1	June 19-25, 1995	NYM, STL
.833	5-1	May 26-30, 1954	BKN, PIT
.833	5-1	May 18-22, 1974	PIT, STL
.833	5-1	April 14-21, 1976	MTL, CHI, PIT
.833	5-1	May 28-June 2, 1993	COL, CIN
.833	5-1	May 12-17, 1995	HOU, FLA
.833	5-1	May 7-12, 1999	COL, STL
.818	9-2	June 24-July 2, 1969	NYM, MTL, PIT
.818	9-2	May 9-20, 1984	HOU, SD, LA, SF

WORST ROAD TRIPS

Pct.	W-L	Dates	Opponents
.000	0-7	April 23-29, 1938	BOS, NYG, BKN
.000	0-7	August 2-6, 1961	CIN, STL
.000	0-7	July 19-25, 1968	CIN, STL
.000	0-7	June 26-July 2, 1997	ATL, BAL
.000	0-7	Aug. 27-Sept. 2, 1999	COL, SF
.000	0-6	June 27-July 3, 1919	BKN, BOS
.000	0-6	April 17-22, 1934	NYG, BKN
.000	0-6	Aug. 10-16, 1942	BKN, NYG
.000	0-6	May 19-25, 1975	HOU, CIN
.000	0-6	June 22-27, 1990	NYM, PIT
.000	0-6	June 13-19, 1996	COL, STL
.091	1-10	Aug. 11-20, 1961	PIT, CHI, MIL
.100	1-9	May 22-June 1, 1972	MTL, PIT, NYM
.111	1-8	Aug. 16-24, 1988	LA, SF, SD
.111	1-8	May 23-31, 1989	LA, SF, SD
.111	1-8	July 28-Aug. 6, 1995	CHI, ATL, CIN
.143	1-6	April 20-27, 1994	SF, SD, LA
.143	1-6	May 5-11, 1994	FLA, ATL
.143	1-6	May 26-June 1, 1997	CIN, NYM
.154	2-11	July 2-12, 1992	LA, SF, SD

(Note: Minimum 6 games, since 1911)

BROTHERS WHO PLAYED FOR THE PHILLIES

*Dave and Dennis Bennett

*Dino and Lou Chiozza

*Ed and Tom Delahanty

*Garvin and Granny Hamner

Fritz and George Knothe

*Frank and Tom Maher

Charlie and Luther Roy

*Bill and Roy Thomas

Jim and Wally Westlake

* were teammates

BEST/WORST VS CLUBS

VS EACH OPPONENT SINCE 1969

	Best Home	Worst Home	Best Road	Worst Road	Best Overall	Worst Overall
ARI	5-1 1998	1-2 1999	2-1 1998	0-6 1999	7-2 1998	1-8 1999
ATL	6-0 1977	1-5 3 times Last: 1997	5-1 1976, 86	0-6 1985	10-2 1977	2-10 1985, 97
CHI	8-1 3 times Last: 1983 (5-1, 1999)	2-7 1975	8-1 1971	2-7 6 times Last: 1990	14-4 1978 (7-2, 1999)	5-13 1985
CIN	5-1 1975	0-6 1996	5-1 3 times Last: 1989	0-6 3 times Last: 1977	8-4 1989, 93	2-10 1969, 72, 96
COL	4-2 3 times Last: 1997	1-2 1999	5-1 1993	2-4 1996	9-3 1993	4-5 1999
FLA	6-1 1993, 99	4-3 1995	5-1 1999	1-5 1998	11-2 1999	6-6 1997, 98
HOU	6-0 1977, 81	0-4 1999	5-1 1983, 95	0-6 1972 (0-3, 1998)	9-3 1980	2-10 1996 (1-6, 1999)
LA	6-0 1979	0-6 1988 (0-5, 1997)	5-1 5 times Last: 1993	0-6 1983	10-2 1987, 93	1-11 1983, 88 (1-10, 1997)
MIL	3-0 1998	2-1 1999	2-4 1998, 99	2-4 1998, 99	5-4 1998	4-5 1999
MTL	8-1 1976	1-8 1969	7-2 1976	2-7 1972	15-3 1976	5-13 1973
NYM	8-1 1977	1-8 1972 (1-5, 1998)	8-1 1980 (6-1, 1993)	1-8 1987	10-3 1993 (13-5, 3 times)	5-13 4 times
PIT	8-1 1974, 75 (5-1, 1998)	3-6 5 times Last: 1990	5-4 8 times Last: 1987 (3-0, 1998)	1-8 3 times Last: 1992 (1-3, 1999)	8-1 1998	4-14 1970
STL	6-0 1993 (7-2, 4 times)	3-6 6 times Last: 1988 (1-2, 1999)	7-2 1983	2-7 4 times Last: 1992 (1-5, 1996; 0-3, 1998)	14-4 1983	6-12 3 times Last: 1991 (4-8, 1996; 3-6, 1998)
SD	5-1 6 times Last: 1991	2-4 6 times Last: 1996 (0-3, 1998)	6-0 1970	0-6 1989	9-3 5 times Last: 1991	1-8 1998 (2-10, 1989)
SF	6-0 1986	1-5 1987 (0-4, 1998)	5-1 3 times Last: 1984	0-6 1969 (0-4, 1999)	10-2 1982	2-10 1987 (2-6, 1999)

DID YOU KNOW?

The Phillies came into the National League in 1983, having moved from Worcester, MA (Brown Stockings). They have been known as the Phillies ever since, the longest-running nickname in pro sports. Although the club was known as the Blue Jays in 1944 and 1945, the name was never officially changed from the Phillies.

BEST/WORST MONTHLY RECORDS

BEST

YEAR	W-L-T	PCT
------	-------	-----

April

1964	9-2	.818
1911	11-3	.786
1915	11-3	.786
1993	17-5	.773
1979	14-5-1	.750
1916	7-3	.700
1900	7-3	.700

May

1976	22-5	.815
1995	21-7	.750
1913	17-7	.708
1982	19-8	.704
1917	15-7	.682

June

1983	14-5-1	.737
1905	18-8	.692
1976	20-9	.690
1949	20-11	.645
1975	20-11	.645

July

1952	22-10	.688
1912	21-10	.677
1963	21-10	.677
1987	18-9	.667
1957	20-11	.645

Most Wins: 22 - 1950, 1952

August

1977	22-7	.759
1950	20-8-1	.707
1991	20-9	.690
1917	21-11	.656
1964	19-10	.655

September

1983	22-7	.759
1916	22-9-1	.688
1962	15-7	.682
1915	21-10	.677
1977	19-10	.655

October

1976	3-0	1.000
1974	2-0	1.000
1989	1-0	1.000
1980	4-1	.800
1982	2-1	.667
1986	2-1	.667

WORST

YEAR	W-L-T	PCT
------	-------	-----

April

1938	1-10	.091
1935	2-9-2	.154
1904	2-8-1	.182
1946	2-9	.182
1924	2-6-1	.222

Most Losses: 14 - 1994

May

1928	3-22	.120
1904	4-19	.211
1923	7-23	.233
1961	6-18	.250
1945	7-20	.259

June

1997	4-22	.154
1936	4-19	.174
1921	5-21	.192
1938	5-20	.200
1942	5-19	.208

Most Losses: 24 - 1945

July

1928	6-22	.214
1941	6-20-1	.223
1939	7-23	.233
1930	8-25	.242
1961	8-23	.258

August

1936	4-24	.143
1934	4-21	.160
1927	7-25-1	.212
1961	7-26	.212
1903	4-13-1	.222

September

1939	6-27	.182
1924	6-21	.222
1942	6-21	.222
1927	6-20	.231
1938	7-22-1	.233

October

1987	0-3	.000
1978	0-1	.000
1995	0-1	.000
1990	1-2	.333
1993	1-2	.333
1999	1-2	.333

Most Losses: 4 - 1985

BIG INNINGS

MOST RUNS SCORED PER INNING

INN.	PHILLIES		OPPONENT	
1st	10	8/13/48 vs NYG	10	7/06/29 vs STL
	10	8/05/75 vs CHI	10	5/22/34 vs PIT
			10	6/08/89 vs PIT
2nd	11	7/14/34 vs CIN (1st gm)	10	8/25/22 at CHI
3rd	11	9/24/81 at STL	12	9/16/26 vs STL (1st gm)
4th	9	7/14/90 at HOU	14	8/25/22 at CHI
5th	10	7/20/38 at PIT (1st gm)	10	7/06/29 vs STL
			10	6/13/37 vs CHI (1st gm)
			10	8/03/69 vs CIN
6th	12	7/21/23 vs CHI (1st gm)	12	8/21/35 vs CHI (2nd gm)
7th	11	7/15/72 at SF	11	5/05/46 at CHI
8th	11	9/22/99 at MIL	12	5/05/38 at CHI
			12	5/24/53 vs BKN (none out)
			12	5/31/75 vs HOU
9th	9	7/06/18 at CIN	11	8/04/34 vs NYG (2nd gm)
	9	8/21/90 at LA		
10th	5	5/06/60 at LA	9	8/24/47 vs CIN
			9	5/28/95 vs SD
11th	5	5/06/66 vs PIT	7	6/10/84 vs PIT
	5	5/01/68 at NYM		
	5	5/20/78 at NYM		
12th	4	9/17/89 vs STL (1st gm)	7	5/08/49 vs CIN
13th	3	5/07/77 at LA	3	5/15/46 vs CHI
14th	5	8/19/16 at CIN	5	5/09/70 vs LA
15th	3	7/21/56 at MIL	5	8/26/19 vs CIN (2nd gm)
	3	6/30/61 vs SF		
17th			5	9/13/74 vs STL
19th	3	4/30/19 vs BKN	3	4/30/19 vs BKN

CAREER GAMES BY POSITION

FIRST BASE YEARS GAMES

1.	Fred Luderus	1910-20	1,298
2.	Sid Farrar	1883-89	816
3.	Don Hurst	1928-34	815
4.	Kitty Bransfield	1905-11	781
5.	Pete Rose	1979-83	702

SECOND BASE YEARS GAMES

1.	Tony Taylor	1960-71; 74-76	1,003
2.	Otto Knabe	1907-13	931
3.	Mickey Morandini	1990-97	841
4.	Juan Samuel	1983-88	798
5.	Bill Hallman	1888-89; 92-97; 01-03	779
6.	Cookie Rojas	1963-69	617

SHORTSTOP YEARS GAMES

1.	Larry Bowa	1970-81	1,667
2.	Mickey Doolan	1905-13	1,297
3.	Granny Hamner	1944-59	924
4.	Heinie Sand	1923-28	772
5.	Dave Brancroft	1915-20	670

THIRD BASE YEARS GAMES

1.	Mike Schmidt	1972-89	2,212
2.	Willie Jones	1947-59	1,495
3.	Pinky Whitney	1928-33; 36-39	1,076
4.	Joe Mulevey	1883-89; 92	682
5.	Pinky May	1939-43	646

OUTFIELD YEARS GAMES

1.	Richie Ashburn	1948-59	1,785
2.	Del Ennis	1946-56	1,610
3.	Sherry Magee	1904-14	1,415
4.	Johnny Callison	1960-69	1,379
5.	Cy Williams	1918-30	1,324
6.	Chuck Klein	1928-33; 36-44	1,284
7.	Garry Maddox	1975-86	1,277
8.	Roy Thomas	1899-1908; 10-11	1,257
9.	Greg Luzinski	1970-80	1,221
10.	John Titus	1903-12	1,185

CATCHER YEARS GAMES

1.	Red Doolin	1902-14	1,124
2.	Bob Boone	1972-81	1,095
3.	Darren Daulton	1983; 1985-95	965
4.	Jack Clements	1884-97	953
5.	Clay Dalrymple	1960-68	944
6.	Andy Seminick	1943-51; 55-57	917

RUNS, HITS — GAME/INNING

MOST RUNS, GAME

PHILLIES Runs	Opponent	Date	OPPONENTS Runs	Opponent	Date
26	vs NYM	6/11/85	28	vs STL	7/06/29
23	vs PIT	7/13/00	26	at CHI	8/25/22
23	at CHI	8/25/22	24	at CIN	5/13/02
23*	at CHI	5/17/79	24	vs NYG	9/02/25
21	vs CIN	5/15/11	23	vs STL	9/16/26
21	at CIN	9/14/20	23	vs NYG	7/11/31
21	vs CHI	7/03/99	22	vs NYG	6/01/23
20	at CIN	5/11/00	22	at BKN	6/06/30
20	at STL	5/11/23	22	vs BKN	9/23/39
19	vs CIN	6/24/01	22*	at CHI	5/17/79
19	vs PIT	5/11/11	22	vs CIN	9/04/99
19	at CIN	5/22/37	21	seven times	
19	vs CHI	6/23/86			
18	11 times; last: vs SD, 8/24/99				

MOST RUNS, SHUTOUT GAME

PHILLIES Runs	Opponent	Date	OPPONENTS Runs	Opponent	Date
18	at PIT	7/11/10	15	vs NYG	4/30/18
18	at CIN	8/10/30	15	vs CHI	6/12/35
18	vs CIN	7/14/34	15	vs CHI	9/26/44
17	at PIT	5/20/51	15	at BKN	8/16/52
16	vs HOU	9/10/63	14	vs BKN	7/04/42
15	at BOS	7/03/28	14	vs STL	8/06/80
15	at NYG	5/22/36	14	at CHI	9/27/81
14	vs STL	6/13/22	13	at PIT	8/08/11
13	vs BOS	9/05/10	13	at NYG	9/04/20
13	at BOS	9/08/13	13	vs PIT	7/04/45
13	at CHI	6/12/15			
13	at MTL	6/19/94			

MOST RUNS, INNING

PHILLIES Runs	Inn.	Opponent	Date	OPPONENTS Runs	Inn.	Opponent	Date
12	6th	vs CHI	7/21/23	14	4th	at CHI	8/25/22
11	2nd	vs CIN	7/14/34	12	3rd	vs STL	9/16/26
11	7th	at SF	7/15/72	12	6th	vs CHI	8/21/35
11	3rd	at STL	9/24/81	12	8th	at CHI	5/05/38
11	8th	at MIL	9/22/99	12	8th	vs BKN	5/24/53
10	5th	at PIT	7/20/38	12	8th	vs HOU	5/31/75
10	7th	at BOS	6/20/43	11	9th	vs NYG	8/04/34
10	8th	vs NYG	9/04/44	11	7th	at CHI	5/05/46
10	1st	vs NYG	8/13/48	10	2nd	at CHI	8/25/22
10	8th	vs CIN	6/02/49	10	1st	vs STL	7/06/29
10	1st	vs CHI	8/05/75	10	5th	vs STL	7/06/29
10	8th	at SF	8/21/84	10	3rd	vs NYG	7/10/30
10	1st	vs PIT	5/22/34				
10	5th	vs CHI	6/13/37				
10	5th	vs CIN	8/03/69				
10	7th	at HOU	6/11/74				
10	1st	vs PIT	6/08/89				

MOST HITS, GAME

PHILLIES Hits	Opponent	Date	OPPONENTS Hits	Opponent	Date
27	vs PIT	7/23/30	28	at CIN	5/13/02
27	vs NYM	6/11/85	28	vs STL	7/06/29
26	at CHI	8/25/22	28	vs NYG	7/11/31
25	vs CIN	6/24/01	27	vs PIT	8/08/21
24*	at CHI	4/17/76	27	vs BKN	9/23/39
24*	at CHI	5/17/79	26	vs NYG	7/10/30
24*	at LA	5/19/90	26	vs STL	9/23/30
23	nine times		26*	at CHI	5/17/79
			25	eight times	

* Extra-inning game

STREAKS

CLUB

Winning (Since 1887)

16	1887, 1890, 1892
13	1977 (5 road), 1991 (4 road)
11	1955 (all home)
11	1983 (6 road/5 home)
10	1901
10	1984 (9 road/1 home)
9	1905, 1969 (all road)

Consecutive Wins - Home

16	1977, 1991
14	1890
11	1916, 1955, 1977

Consecutive Wins - Road

13	1976	(CHI, PIT, ATL, HOU, STL)
10	1969	(NYM, MTL, PIT, CHI)
9	1984	(LA, SD, SF)

Losing (Since 1900)

23	1961
14	1927, 1936
13	1919 (twice), 1942, 1955
12	1904, 1922, 1928 (twice), 1944
11	1925, 1930, 1939, 1985, 1989, 1997, 1999
10	1903, 1924, 1928 (twice), 1931, 1939, 1948, 1956, 1961, 1962, 1964, 1970, 1972

Consecutive Losses - Home

12	1928
10	1936, 1972
9	1955

Consecutive Losses - Road

17	1961
14	1996
13	1919, 1927, 1948, 1997
12	1928, 1999
11	1972
10	1928, 1931, 1939, 1956, 1971, 1975, 1990

HITTING STREAKS

36	Billy Hamilton, 1894 (L)	20	Richie Ashburn, 1951 (L)	18	Doug Glanville, 1998
31	Ed Delahanty, 1899 *	20	Pancho Herrera, 1960 ** +	17	Pinky Whitney, 1930
26	Chuck Klein, 1930 *(L)	20	Garry Maddox, 1978	17	Chuck Klein, 1931 (L)
26	Chuck Klein, 1930 *(L)	19	Gavvy Cravath, 1917 *	17	Richie Ashburn, 1950 (L)
24	Willie Montanez, 1974 *(L)	19	Pinky Whitney, 1928	17	Mel Clark, 1952 +
23	Goldie Rapp, 1921 *(SW) +	19	Mickey Haslin, 1935	17	Del Ennis, 1955
23	Johnny Moore, 1934 (L)	19	Del Ennis, 1947	17	Tony Gonzalez, 1962 (L)
23	Richie Ashburn, 1948 *(L) +	19	John Kruk, 1989 (L)	17	Mike Schmidt, 1979
23	Pete Rose, 1979 *(SW)	18	Gene Paulette, 1920	17	Pete Rose, 1981 (SW)
23	Lonnie Smith, 1981 ** +	18	Irish Meusel, 1921	17	Juan Samuel, 1988
23	Lenny Dykstra, 1990 *(L)	18	Pinky Whitney, 1931		
22	Chuck Klein, 1931 *(L)	18	Richie Ashburn, 1955 (L)		
22	Chick Fullis, 1933	18	Willie Jones, 1956		
21	Irish Meusel, 1920	18	Larry Bowa, 1970 (SW) +		
21	Danny Litwhiler, 1940** +	18	Larry Bowa, 1981 (SW)		
21	Pete Rose, 1982 (SW)	18	Ricky Jordan, 1988 +		
20	Chuck Klein, 1932 (L)	18	Mariano Duncan, 1993		

*Led League
**Tied for Lead
+ Rookie

PITCHING STREAKS

WINS

15	Steve Carlton, 1972 (L)
12	Charles Ferguson, 1886
10	Togie Pittinger, 1905
10	Tully Sparks, 1907
10	Grover Alexander, 1913
10	Earl Moore, 1910
9	Grover Alexander, 1915
9	Ken Heintzelman, 1949 (L)
9	Robin Roberts, 1952
8	done 16 times, last time by Tommy Greene, 1993

LOSSES

12	John Coleman, 1883
12	Russ Miller, 1928
12	Hugh Mulcahy, 1940
12	Ken Reynolds, 1972 (L)
11	Lee Grissom, 1941 (L)
11	John Buzhardt, 1960
11	Barry Lersch, 1971
11	Bill Champion, 1972
11	Kyle Abbott, 1992 (L)
10	John McFetridge, 1903
10	Tully Sparks, 1904

10	John Singleton, 1922
10	Max Butcher, 1939
10	Murry Dickson, 1954
10	Art Mahaffey, 1961

*LHP Matt Beech lost 11 straight in 1996-97 combined.

INDIVIDUAL BATTING RECORDS

(Since 1900)
(9 innings, unless indicated)

KEY: (ML) Major League record; (MLT) Major League record tied; (NL) National League record; (NLT) National League record tied.

MOST YEARS

Career—18, Mike Schmidt

MOST GAMES

Season—163, Pete Rose, 1979

Rookie—162, Dick Allen, 1964 (NLT)

Career—2,404, Mike Schmidt

Consecutive—730, Richie Ashburn, 7/7/50-ended with 1955 opener; 533, Fred Luderus, 6/12/16-ended with 1920 opener

MOST AT BATS

Inning—Unknown (NL record: 3, several times)

Game—7, Russ Wrightstone, 8/25/22 vs CHI; Rick Schu, 6/11/85 vs NYM; Juan Samuel, 6/11/85 vs NYM; Dickie Thon, 5/19/90 at LA and 5/17/91 vs CHI; Lenny Dykstra, 5/19/90 at LA; Tom Herr, 5/19/90 at LA; Charlie Hayes, 8/14/90 vs SF and 9/23/90 vs MTL; Dale Murphy, 5/17/91 vs CHI; Von Hayes, 6/5/91 at ATL (MLT)

Extra-inning Game—10, Del Ennis, 9/15/50 (2) vs CIN (19 inn.)

Season—701, Juan Samuel, 1984 (NL)

Rookie—701, Juan Samuel, 1984 (ML)

Career—8,352, Mike Schmidt

No hits, pitcher, season—31, Don Carman, 1986; 30, Rick Wise, 1966

MOST RUNS SCORED

Inning—2, held by many; last: Mike Lieberthal, 9/22/99, 8th, at MIL

Game—5, John Titus, 6/4/12 vs PIT; Denny Sothorn, 6/6/30 vs CIN; Lou Chiozza, 4/19/35 vs NYG; Don Demeter, 9/21/61 at LA; John Kruk, 8/10/89 at CHI; Mariano Duncan, 5/3/92 at SF

Season—158, Chuck Klein, 1930 (NL)

Rookie—125, Dick Allen, 1964

Career—1,506, Mike Schmidt

Consecutive Game Streak—15, Lenny Dykstra, 1993

MOST HITS

Inning—2, held by many; last: Rico Brogna, 9/22/99, 8th, at MIL

Game—6, Connie Ryan, 4/16/53 at PIT (4 1B, 2 2B)

First game—4, Edwin Freed, 9/11/42 vs CIN (1B, 2 2B, 3B) (MLT)

Season—254, Lefty O'Doul, 1929 (LH), (NLT); 213, Dave Cash, 1975 (RH)

Rookie—201, Dick Allen, 1964

Career—2,234, Mike Schmidt

Consecutive Hits—9, Dave Philley, 1958-59 (pinch hits-NL); Dick Sisler, 1950; Eddie Waitkus, 1950

Consecutive Game Hit Streak—26, Chuck Klein, 1930 (twice)

Consecutive Game Hit Streak, Rookie—23, Goldie Rapp, 1921; Richie Ashburn, 1948

MOST SINGLES

Inning—2, held by many; last: Rico Brogna, 9/22/99, 8th, at MIL

Game—5, 14 times; last: Tom Herr, 5/19/90 at LA

Season—181, Lefty O'Doul, 1929 & Richie Ashburn, 1951 (LH); 167, Dave Cash, 1974 (RH)

Rookie—134, Fresco Thompson, 1927 (RH); 131, Richie Ashburn, 1948 (LH)

Career—1,811, Richie Ashburn

MOST DOUBLES

Inning—2, Rick Schu, 10/3/85, 3rd, at MTL (MLT)

Game—4, Sherry Magee, 6/17/14 vs STL; Gavvy Cravath, 8/8/15 at CIN and 6/23/19 vs BOS; Denny Sothorn, 6/6/30 vs CIN; Dick Bartell (consecutive—MLT), 4/25/33 vs BOS; Willie Jones (consecutive—MLT), 4/20/49 at BOS (MLT)

Season—59, Chuck Klein, 1930 (LH); 48, Dick Bartell, 1932 (RH)

Rookie—39, Kiddo Davis, 1932

Career—408, Mike Schmidt

MOST TRIPLES

Inning—1, held by many

Game—3, Harry Wolverton, 7/13/00 at PIT (MLT)

Season—19, Juan Samuel, 1984 (RH); 17, Elmer Flick, 1901 (LH)

Rookie—19, Juan Samuel, 1984

Career—127, Sherry Magee

MOST HOME RUNS

Inning—2, Andy Seminick, 6/2/49, 8th, vs CIN; Von Hayes, 6/11/85, 1st, vs NYM (MLT)

Game—3, 17 times, last: Bobby Estalella, 9/4/97 at MTL

Extra-inning game—4, Chuck Klein, 7/10/36 at PIT (10 inn.); Mike Schmidt, 4/17/76 at CHI (10 inn.) (MLT)

Game, pitcher—2, Jack Knight, 6/24/26, 1st gm., at NYG; Phil Collins, 7/22/30 vs PIT; Rick Wise, 6/23/71 at CIN and 8/28/71 vs SF; Larry Christenson, 9/5/76 vs NYM; Randy Lerch, 9/30/78 at PIT

Consecutive games—5, Dick Allen, 1969; Mike Schmidt, 1979

Consecutive games, pitcher—4, Ken Brett, 6/9, 6/13, 6/18, 6/23/73 (ML)

3 Consecutive games—6, Mike Schmidt, 4/17-18-20/76 (MLT)

5 Consecutive games—7, Mike Schmidt, 7/6-7-8-9-10/79 (NLT)

First at bat—Emmett Mueller, 4/19/38 vs BKN; Eddie Sanicki, 9/14/49 at PIT; Ricky Jordan, 7/17/88 vs HOU; Marlon Anderson, 9/8/98 vs NYM

Season—48, Mike Schmidt, 1980 (RH); 43, Chuck Klein, 1929 (LH)

Rookie—30, Willie Montanez, 1971 (LH); 29, Dick Allen, 1964 (RH)

Career—548, Mike Schmidt

At home, season—29, Chuck Klein, 1932

On road, season—29, Mike Schmidt, 1979

At home, career—265, Mike Schmidt

On road, career—283, Mike Schmidt

Grand slams, game—1, held by many; last: Scott Rolen, 7/2/99 vs CHI

Grand slams, extra-inning game—8 players; last: Dale Murphy, 8/6/91 vs CHI (11th inn.) 6-2 W

Grand slams, pitcher, game—1, 10 times, last: Jeff Juden, 8/25/95 vs LA (Cummings)

Grand slams, season—4, Vince DiMaggio, 1945

Grand slams, career—7, Mike Schmidt

Home runs in consecutive at bats—4, Deron Johnson, 7/10 (1) & 7/11/71 (3) vs SD; Mike Schmidt, 4/17/76 at CHI (10 inn.); Mike Schmidt, 7/6 (1) & 7/7/79 (3) vs SF; Benito Santiago, 9/14 (1), 9/15/96 (3) vs CHI (MLT)

INDIVIDUAL BATTING RECORDS

MOST HOME RUNS (continued)

Home runs, 1st two batters, game—Juan Samuel & Von Hayes, 7/29/84 vs MTL (Gullickson); Gary Redus & Juan Samuel, 7/7/86 vs ATL (Palmer); Lenny Dykstra & Mickey Morandini, 4/16/96 at MTL (Paniagua)

Winning 1-0, extra-inning game—1, held by two: Ron Northey, 6/22/44, 15th, at BOS, 1st game, & Juan Samuel, 8/20/86, 10th, at SF

MOST EXTRA-BASE HITS

Game—Unknown (NL record: 5) last with 4: Rico Brogna, 8/25/99 vs SD (2 2B, 2 HR)

Season—107, Chuck Klein, 1930 (LH) (NL); 81, Mike Schmidt, 1980 (RH)

MOST TOTAL BASES

Inning—8, Andy Seminick, 6/2/49, 8th, vs CIN; Von Hayes, 6/11/85, 1st, vs NYM (MLT)

Game—Unknown (ML record: 18, Joe Adcock, MIL, 7/31/54)

Extra-inning game—17, Mike Schmidt, 4/17/76 at CHI (10 inn.)

Season—445, Chuck Klein, 1930 (LH) (NL); 352, Dick Allen, 1964 (RH)

Rookie—352, Dick Allen, 1964 (NL)

Career—4,404, Mike Schmidt

MOST RUNS BATTED IN

Inning—5, Von Hayes, 6/11/85, 1st, vs NYM

Two consecutive innings—7, Del Ennis, 7/27/50, 7th/8th vs CHI

Game—8, Kitty Bransfield, 7/11/10 at PIT; Gavvy Cravath, 8/18/15 vs PIT; Willie Jones, 8/20/58 at STL; Mike Schmidt, 4/17/76 at CHI (10 inn.)

Consecutive RBI games—10, Pinky Whitney, 1931

Season—170, Chuck Klein, 1930 (LH) (NL); 130, Greg Luzinski, 1977 (RH)

Rookie—103, Pinky Whitney, 1928

Career—1,595, Mike Schmidt

MOST SACRIFICE HITS

Game—3, Danny Jackson, 7/31/93 vs PIT; Chad Ogea, 7/29/99 vs FLA (NL record: 4, held by 2)

Season—43, Kid Gleason, 1905 (NL)

MOST SACRIFICE FLIES

Game—2, held by several; last: Gary Bennett, 7/19/99 at TB

Season—13, Willie Montanez, 1971 (LH); Mike Schmidt, 1980 (RH)

Rookie—13, Willie Montanez, 1971 (MLT)

Career—108, Mike Schmidt

MOST WALKS

Inning—2, held by many; last: Kevin Stocker, 4/4/94, 8th at COL (MLT)

Game—5, Dick Allen, 8/16/68 vs SF; Von Hayes, 6/6/90 at STL (NLT)

Extra-inning game—5, Andy Seminick, 9/30/51 vs BKN (14 inn.); Richie Ashburn, 7/16/54, at CIN, 1st gm. (10 inn.)

MOST WALKS (continued)

Doubleheader—6, Clay Dalrymple, 7/4/67 (19 inn.) vs HOU (NLT)

Season—129, Lenny Dykstra, 1993 (LH); 128, Mike Schmidt, 1983 (RH)

Rookie—84, Ed Bouchee, 1957

Career—1,507, Mike Schmidt

MOST INTENTIONAL WALKS

Inning—1, held by many

Game—Unknown (NL record: 3, held by many; 5, Andre Dawson, CHI, 5/22/90, 16 inn.)

Season—26, Mike Schmidt, 1986

Rookie—14, Willie Montanez, 1971 (NL)

Career—202, Mike Schmidt

MOST HIT BY PITCH

Inning—1, held by many (NL record: 2)

Game—2, held by many; last: Mike Robertson, 8/27/97 vs SD

Season—19, Dave Hollins, 1992 (SW)

MOST STRIKEOUTS

Inning—2, Joe Oeschger, 8/26/17, 3rd (MLT)

Game—5, Dick Allen, 6/28/64, 1st gm., at STL; Scott Rolen, 8/23/99 vs SD (NLT); Darren Daulton, 4/16/91 at CHI (13 inn.)

Consecutive—10, Wayne Twitchell, 1973 (pitcher); 9, Adolfo Phillips, 1966 (outfielder)

Season—180, Mike Schmidt, 1975 (RH); 118, Johnny Callison, 1965 (LH)

Rookie—168, Juan Samuel, 1984 (NL)

Fewest, season—8, Emil Verban, 1947

Career—1,883, Mike Schmidt

MOST STOLEN BASES

Inning—Unknown (NL record: 3, held by many)

Game—4, Sherry Magee, 7/12/06 at STL and 8/31/06 vs NYG

2nd, 3rd, home, game—Pete Rose, 5/11/80 at CIN (NLT)
Steal of home, game—2, Sherry Magee, 7/20/12 at CHI (MLT)

Season—72, Juan Samuel, 1984

Rookie—72, Juan Samuel, 1984

Career—387, Sherry Magee

HIGHEST BATTING AVERAGE

Season—.398, Lefty O'Doul, 1929

Rookie—.333, Richie Ashburn, 1948

Career—.326, Chuck Klein

HIGHEST SLUGGING AVERAGE

Season—.687, Chuck Klein, 1930

Rookie—.557, Dick Allen, 1964

Career—.546, Chuck Klein (LH); .527, Mike Schmidt (RH)

MOST GROUNDED INTO DOUBLE PLAYS

Game—3, Hal Irelan, 9/15/14 vs BOS; Roy Hughes, 9/5/39 vs NYG; Richie Ashburn, 6/28/59 vs SF

Season—25, Del Ennis, 1950; Ted Sizemore, 1977

Fewest, season—1, Richie Ashburn, 1948

BEST HITTING OUTFIELD

The best hitting outfield in major league history was a Phillies combination in 1894.

Sam Thompson (.404), Ed Delahanty (.400) and Bill Hamilton (.339) combined for a .400 batting average. Ranking second is Detroit's 1925 threesome: Harry Heilmann, Ty Cobb and Al Wingo, combining for a .380 average.

PINCH-HITTING RECORDS

INDIVIDUAL RECORDS

MOST AT BATS

Season—62, Curt Ford, 1989
 Rookie—61, Jeff Grotewold, 1992
 Career—461, Greg Gross

MOST HITS

Season—20, Doc Miller, 1913
 Consecutive, season—8, Dave Philley, 9/9—9/28/58 (NLT)
 Consecutive—9, Dave Philley, 9/9—9/28/58, 4/16/59 (NL)
 Rookie—16, Mike Rogodzinski, 1973
 Career—117, Greg Gross

MOST DOUBLES

3 consecutive games—3, Doug Clemens, 6/5-6-7/67 (NLT)

MOST HOME RUNS

Season—5, Gene Freese, 1959
 Consecutive, season—3, Del Unser, 6/30; 7/5; 7/10 in 1979 (MLT)
 Rookie—3, Len Matuszek, 1984; Dave Hollins, 1990; Jeff Grotewold, 1992
 Career—9, Cy Williams
 Grand slams, game—1, held by 13 players, last: Jim Eisenreich, 8/23/95 vs SD (Hermanson)
 Grand slams, season—2, Davey Johnson, 4/30/78 and 6/3/78 (MLT)
 Grand slam, pitcher—Schoolboy Rowe, 5/2/43 (MLT)

MOST RUNS BATTED IN

Season—14, Del Unser, 1979 (since 1950)

MOST WALKS

Season—16, Harry McCurdy, 1933
 Career—82, Greg Gross

TEAM RECORDS

MOST PINCH-HITTERS USED

Inning—5, vs STL, 4/30/61, 8th (MLT)
 Game—8, vs CHI, 10/1/91 (13 inn. game); (PHI had 6 vs MTL, 10/1/99)
 Season—27 in 1996

MOST PINCH-HIT AT BATS

Game—Unknown
 Season—290, in 1984 (since 1950)

MOST PINCH-HITS

Inning—4, vs PIT, 9/12/74, 8th (MLT)
 Game—Unknown (NL record: 6) (PHI had 4 vs FL 7/26/98)
 Season—70, in 1984 (since 1950)

MOST PINCH HOME RUNS

Inning—1, many times; last: Wendell Magee, 10/1/99 vs MTL, 8th
 Game—2, vs NYG, 5/30/25, 2nd gm.; vs STL, 6/2/28; vs PIT, 8/13/58 (MLT)
 Season—11 in 1958

MOST PINCH-HIT RBI

Game—Unknown (AL & NL record not available)
 Season—64 in 1958 (since 1950)

MOST PINCH WALKS

Inning—Unknown (NL record: 3)
 Season—Unknown

MOST PINCH STRIKEOUTS

Inning—3, vs PIT, 7/6/70, 9th; at BAL, 7/1/97, 9th (MLT)
 Game—4, vs MIL, 9/16/60; vs CHI, 9/7/89 (NLT)

HIGHEST PINCH-HITTING AVERAGE

Season—.308 in 1958 (since 1950)

LOWEST PINCH-HITTING AVERAGE

Season—.167 in 1951 (since 1950)

TEAM BATTING RECORDS

MOST GAMES

Season—163, 1979; 1983; 1989

PLAYERS

Most, season—54, 1996 (NLT)
 Fewest, season—23, 1915

MOST AT BATS

Plate appearances, inning—Unknown (NL record: 21)
 Plate appearances, game—66, vs CHI, 8/25/22 (MLT); 63, 7/26/94 at FLA
 Game—69, vs LA, 7/7/93 (20 inn.); 53 vs CHI, 8/25/22
 Season—5,685 in 1993 (162 games); 5,667 in 1930 (156 games)

MOST RUNS

Inning—12, vs CHI, 7/21/23, 1st gm.; 6th; 11, at SF, 7/15/72, 7th; at STL, 9/24/81, 3rd
 Inning, opp.—14, at CHI, 8/25/22, 4th
 Consecutive scoreless innings—38, 7/21-26/60
 Game—26, vs NYM, 6/11/85; W 26-7
 Game, opp.—28, STL at PHI 6, 7/6/29, 2nd gm. (NL)
 Opening game—19, vs BOS, 4/19/00 (10 inn.); W 19-17 (NL)
 Shutout game—PHI 18, PIT 0, 7/11/10; PHI 18, CIN 0, 8/10/30; PHI 18, CIN 0, 8/14/34
 Shutout game, opp.—CHI 16, PHI 0, 5/4/29
 Most players scoring run, game—13, at CHI, 8/25/22 (NLT)

MOST RUNS (continued)

Season—944 in 1930 (156 games)
 Fewest, season—394 in 1942 (151 games)

MOST HITS

Inning—Unknown (NL record: 16)
 Game—27, vs NYM, 6/11/85
 Game, opp.—30, vs NYG, 9/2/25
 Consecutive, start of game, none out—8, vs CHI, 8/5/75 (MLT)
 Season—1,783 in 1930 (156 games) (MLT)
 Fewest, season—1,113 in 1907 (149 games)

MOST SINGLES

Inning—Unknown (NL record: 12)
 Game—Unknown (NL record: 23) (PHI had 17 vs STL, 7/30/96)
 Season—1,268 in 1930 (156 games)

MOST DOUBLES

Inning—Unknown (NL record: 7)
 Game—11, vs CHI, 6/23/86 (since 1917)
 Season—345 in 1930 (156 games)

MOST TRIPLES

Inning—Unknown (NL record: 4)
 Game—5, vs CHI, 8/2/86 (since 1917)
 Season—82 in 1905 (155 games)

TEAM BATTING RECORDS

MOST HOME RUNS

Inning—5 vs CIN, 6/2/49, 8th; Andy Seminick 2, Willie Jones, Schoolboy Rowe, Del Ennis (MLT)
—4, at CHI, 8/17/85, 7th; Juan Samuel, Glenn Wilson, Mike Schmidt (Von Hayes strikes out), Darren Daulton

Game—7, vs NYM, 9/8/98

Game, opp.—9, vs CIN, 9/4/99

Most consecutive games, one home run—14 in 1922

Most consecutive games, no home runs—30 in 1918

Season—186 in 1977 (162 games)

Vet season—101 in 1977

Grand slams, inning—1, many times (NL record: 2)

Grand slams, game—2, vs BOS, 4/28/21 (Ralph Miller, Lee Meadows); vs SF, 8/18/97 (Billy McMillon, Mike Lieberthal)

Grand slams, season—8 in 1993

MOST EXTRA-BASE HITS

Inning—7, vs CIN, 6/2/49, 8th inn.; vs CIN, 7/6/86, 3rd inn. (MLT)

Game—15, vs CHI, 6/23/86 (NL)

MOST TOTAL BASES

Inning—26, vs CIN, 6/2/49, 8th (5 HR, 1 3B, 1 2B, 1 1B)

Game—45, vs NYM, 6/11/85

Game, extra innings—48, at CHI, 5/17/79 (10 inn.)

Season—2,594 in 1930 (156 games)

MOST RUNS BATTED IN

Inning—Unknown (NL record: 15)

Game—Unknown (NL record: 26)

Season—884 in 1930 (156 games)

MOST SACRIFICE HITS

Inning—3, vs LA, 9/23/67, 7th (MLT)

Game—Unknown (AL & NL record not available)

Season—Unknown (NL record: 231, CHI, 1906)

MOST SACRIFICE FLIES

Inning—2, many times; last: at FLA, 9/27/98 (2), 8th inn. (NLT)

Game—3, many times; last: at FLA, 8/3/99

Season—74 in 1977 (162 games) (NL)

MOST WALKS

Inning—Unknown (NL record: 9) (PHI had 6 vs PIT, 7/18/97, 6th inn.)

Game—Unknown (NL record: 17) (PHI had 12 vs STL, 8/10/99)

Season—665 in 1993 (162 games); 652 in 1955 (154 games)

MOST INTENTIONAL WALKS

Inning—Unknown (ML record: 3, many times) (PHI had 2 many times; last: vs PIT, 7/18/97, 6th inn.)

Game—Unknown (NL record: 6) (PHI had 4 vs SD, 5/2/94)

Season—101 in 1967

MOST LEFT ON BASE

Inning—3, thousands of times

Game—20, vs BKN, 9/4/22 and vs SF, 8/14/90

Doubleheader—29, vs MIL, 5/15/55

Game, no runs scored—14, vs MTL, 9/22/71

Season—1,281 in 1993

Fewest, season—991 in 1920 (153 games)

MOST HIT BY PITCH

Inning—3, vs CIN, 5/15/60, 1st gm., 8th (MLT)

Game—Unknown (NL record: 5) (PHI had 3 vs STL, 7/29/93)

Season—53 in 1962 (161 games)

Fewest, season—9 in 1939 (152 games) (NLT)

MOST STRIKEOUTS

Inning—4, Wes Covington, Tony Gonzalez, Dick Stuart, Clay Dalrymple, 4/17/65, 2nd, vs LA's Don Drysdale (MLT)

Game—19, vs NYM, 10/6/91 (David Cone) (NLT)

Season—1,154 in 1986 (161 games)

Fewest, season—452 in 1924 (152 games)

MOST STOLEN BASES

Inning—8, vs NYG, 7/7/19, 1st gm., 9th

Game—11, at STL, 7/12/06; 10, vs NYG, 8/31/06

Season—200 in 1908

HIGHEST BATTING AVERAGE

Season—.315 in 1930 (156 games)

LOWEST BATTING AVERAGE

Season—.232 in 1942 (151 games)

HIGHEST SLUGGING AVERAGE

Season—.467 in 1929 (154 games)

LOWEST SLUGGING AVERAGE

Season—.304 in 1907 (149 games)

HIGHEST ON BASE AVERAGE

Season—.351 in 1993 and 1999 (since 1985)

MOST GROUNDED INTO DOUBLE PLAYS

Inning—1, thousands of times

Game—Unknown (NL record: 7)

Season—144 in 1950 (157 games)

Fewest, season—91, in 1935 (156 games); in 1973 (162 games)



DID YOU KNOW?

Lefty O'Doul set a National League record for most times reached base in a season when he got on base 334 times for the Phillies in 1929 on 254 hits (an NL record), 76 walks and 4 hit by pitches.

INDIVIDUAL PITCHING RECORDS

(Since 1900)

KEY: (ML) Major League record; (MLT) Major League record tied; (NL) National League record; (NLT) National League record tied.

MOST GAMES

Season—90, Kent Tekulve, 1987 (RH); 76, David West, 1993 (LH)
 Consecutive—8, Jack Baldschun, 1961
 Rookie—65, Jack Baldschun, 1961
 Career—529, Robin Roberts

MOST GAMES STARTED

Season—45, Grover Alexander, 1916 (RH); 41, Steve Carlton, 1972 (LH)
 Rookie—42, George McQuillan, 1908
 Career—499, Steve Carlton (LH); 472, Robin Roberts (RH)
 Consecutive, no relief appearances—499, Steve Carlton

MOST COMPLETE GAMES

Season—38, Grover Alexander, 1916 (RH); 34, Doc White, 1902 (LH)
 Rookie—32, George McQuillan, 1908
 Career—272, Robin Roberts
 Consecutive—28, Robin Roberts, 8/28/52-7/5/53

MOST INNINGS PITCHED

Game—20, Tully Sparks, 8/24/05 vs CHI (L 2-1); Mule Watson, 7/17/18 at CHI (L 2-1); Joe Oeschger, 4/30/19 vs BKN (T 9-9)
 Season—389, Grover Alexander, 1916 (RH); 346, Steve Carlton, 1972 (LH)
 Season, reliever—152, Jim Konstanty, 1950
 Rookie—367, Grover Alexander, 1911
 Career—3,740, Robin Roberts

MOST CONSECUTIVE SCORELESS INNINGS

Reliever—33, Larry Andersen, 1984
 Starter—41.2, Grover Alexander, 1911
 Start of career—25, George McQuillan, 5/8-9/29/07, 1st gm. (ML)

MOST CONSECUTIVE BATTERS RETIRED

Game—27, Curt Simmons, 5/16/53 at MIL (Bruton single to start game; then retired next 27); Robin Roberts, 5/13/54 vs CIN (Adams HR to start game; then retired next 27); Jim Bunning, 6/21/64 at NYM (perfect game)
 Extra innings—32, Rick Wise, 9/18/71 vs CHI (12 inn.)
 W 4-3

MOST BATTERS FACED

Inning—16, Hal Kelleher, 8th, 5/5/38 at CHI; (L 21-2) (ML)

MOST AT BATS

Inning—14, Hal Kelleher, 8th, 5/5/38 at CHI

MOST HITS ALLOWED

Inning—11, Reggie Grabowski, 9th, (10 singles) 8/4/34, 2nd gm. vs NYG (NL)
 Consecutive hits, inning—9, Erskine Mayer, 9th, 8/18/13 (NLT)
 Game—22, Dutch Schesler, 7/11/31, 1st gm. vs NYG (8 inn.)
 Shutout, game—12, George Smith, 4-0, 8/12/21 vs BOS
 Season—348, Claude Passeau, 1937 (RH); 293, Steve Carlton, 1973 (LH)
 Rookie—285, Grover Alexander, 1915; 283, Curt Davis, 1934
 Career—3,661, Robin Roberts

FEWEST HITS ALLOWED

No-Hitters, Phillies—6, since 1900 (See Separate Chart in Guide)

FEWEST HITS ALLOWED (continued)

No-Hitters, Opponents—18, since 1900 (See Separate Chart in Guide)

1-Hitters, career—6, Steve Carlton

MOST RUNS ALLOWED

Inning—12, Hal Kelleher, 8th, 5/5/38 at CHI; (L 21-2) (NL)
 Game—17, Bill Duggleby, 9/19/03, 1st gm. at CIN; (L 17-7)
 Season—175, Ray Bengue, 1930 (RH); 164, Les Sweetland, 1930 (LH)
 Rookie—Unknown
 Career—1,501, Robin Roberts

MOST EARNED RUNS ALLOWED

Season—147, Robin Roberts, 1956 (RH); 143, Les Sweetland, 1930 (LH)
 Rookie—130, Wayne LaMaster, 1937 (LH)
 Career—1,437, Robin Roberts

MOST HOME RUNS ALLOWED

Inning—4, Wayman Kerkiseck, 4th, 8/13/39, 1st gm. at NYG; Charlie Bicknell, 6th, 6/6/48, 1st gm. at STL (MLT)
 Consecutive, inning—3, many, last: Mike Welch, 2nd, 8/2/98 vs SF
 Game—6, Wayman Kerkiseck, 8/13/39, 1st gm. at NYG (MLT)
 Season—46, Robin Roberts, 1956 (RH) (NL); 34, Don Carman, 1987 (LH)
 Rookie—25, Ray Semproch, 1958 (RH); Matt Beech, 1997 (LH)
 Career—402, Robin Roberts (185 home, 217 away)

MOST GRAND SLAMS

Game—2, June Green, 7/6/29, 2nd gm. vs STL (NLT)
 Consecutive games—2, Bubba Church, 9/24-27/50; Tug McGraw, 8/5-11/79; Doug Bair, 7/7-9/87; Tommy Greene, 8/22-27/95 (NLT)
 Month—2, June Green, July 1929; Bubba Church, Sept. 1950; Tug McGraw, Aug. 1979; Doug Bair, July 1987; Tommy Greene, Aug. 1995
 Season—4, Tug McGraw, 1979 (MLT)

MOST TOTAL BASES

Inning—18, Charlie Bicknell, 6th, 6/6/48, 1st gm. at STL

MOST WALKS

Inning—Unknown (NL record: 7, Bob Ewing, CIN, 4/19/02, 4th)
 Game—12, Fred Mitchell, 7/27/03 vs BKN; Curt Simmons, 9/6/48 vs NYG, (6.1 inn., called by darkness after 7)
 Season—164, Earl Moore, 1911 (RH); 136, Steve Carlton, 1974 (LH)
 Rookie—107, Jack Hamilton, 1962
 Career—1,252, Steve Carlton

MOST STRIKEOUTS

Inning—3, thousands of times (NL/ML record: 4)
 Perfect inning—(3 SO on 9 pitches)—Andy Ashby, 6/15/91 vs CIN
 Game, RH—17, Art Mahaffey, 4/23/61, 2nd gm. vs CHI
 Game, LH—16, Steve Carlton, 6/9/82 vs CHI
 Game, extra innings—18, Chris Short, 15 IP, 10/2/65 at NYM, 2nd gm. (NLT)
 Consecutive, relievers—6, Jack Meyer, 9/22/58, 1st gm., 12th-13th inn. (1st 6 batters); Willie Hernandez, 7/3/83, 8th-9th inn., (all 6 he faced) (NLT)

INDIVIDUAL PITCHING RECORDS

MOST STRIKEOUTS (continued)

Consecutive, starters—Unknown (NL record: 10, Tom Seaver, NYM, 4/22/70); 7—Steve Carlton, May 1981, Curt Schilling, 8/26/96 at SF
 Consecutive, start of game—Unknown (NL record: 8, Jim Deshaies, HOU, 9/23/86) (MLT)
 Consecutive, start of game, opp.—6, Pete Falcone, 5/1/80, NYM
 Season—319, Curt Schilling, 1997 (RH); 310, Steve Carlton, 1972 (LH)
 Rookie—227, Grover Alexander, 1911; 188, Jack Sanford, 1957
 Career—3,031, Steve Carlton

MOST HIT BATSMEN

Inning—Unknown (NL record: 3, held by many)
 Game—Unknown (NL record: 4, held by several)
 Season—19, Fred Mitchell, 1903; Jim Bunning, 1966 (RH); 16, John Lush, 1906 (LH)

MOST WILD PITCHES

Inning—Unknown (NL record: 4)
 Game—5, Ken Howell, 4/5/89 at CHI (W 12-4)
 Season—22, Jack Hamilton, 1962 (RH); 14, Chris Short, 1961 (LH)
 Rookie—22, Jack Hamilton, 1962

MOST WINS

Season—33, Grover Alexander, 1916 (RH); 27, Steve Carlton, 1972 (LH) (NLT)
 Season, reliever—16, Jim Konstanty, 1950
 Highest pct., team's wins—45.8, Steve Carlton, 1972, 27-10, (59-97) (NL)
 Consecutive, season—15, Steve Carlton, 6/7/72-8/17/72
 3 consecutive games, relief pitcher—3, Gene Garber, 5/15, 2nd gm.- 16-17/75; Mitch Williams, 8/4-6-7/91 (MLT)
 Rookie—28, Grover Alexander, 1911 (ML)
 Career—241, Steve Carlton (LH); 234, Robin Roberts (RH)
 Career, reliever—54, Ron Reed
 Winning percentage, season—800, Robin Roberts (28-7), 1952 (RH); .741, Steve Carlton (27-10), 1972 (LH)
 Wins at Vet, season—17, Steve Carlton, 1974 (lost 3)
 Wins at Vet, career—173, Steve Carlton (lost 57)

NO WINS

Season—12, Russ Miller, 1928.

MOST LOSSES

Season—24, Charles Fraser, 1904 (RH); 22, Eppa Rixey, 1920 (LH)
 Season, reliever—12, Gene Garber, 1975 (10-12)
 Consecutive, season—12, Russ Miller, 5/12-8/12/28; Hugh Mulcahy, 8/4-9/23/40; Ken Reynolds, 5/29-8/25/72

MOST LOSSES (continued)

Consecutive, start of season—12, Russ Miller, 1928; Ken Reynolds, 1972 (NLT)
 Rookie—19, Al Gerheuser, 1943
 Career—199, Robin Roberts (RH); 161, Steve Carlton (LH)

MOST SHUTOUTS

First ML game—Eddie Stack, 6/7/10, 1-0, vs CHI; Earl Caldwell, 9/8/28, 4-0, vs BOS; Hal Kelleher, 9/17/35, 1-0, vs CIN; Niles Jordan, 8/26/51, 2-0, vs CIN; Dave Downs, 9/2/72, 3-0, at ATL; Marty Bystrom, 9/10/80, 5-0, vs NYM
 Opening day—3, Chris Short, 1965, 1968, 1970 (NLT)
 Season—16, Grover Alexander, 1916 (ML)
 Consecutive—4, Grover Alexander, 9/7-13-17-21/11
 1-0 wins, season—4, Grover Alexander, 1916
 1-0 losses, season—5, George McQuillan, 1908; Jim Bunning, 1967 (MLT)
 Lost, season—8, George McQuillan, 1908
 Rookie—7, George McQuillan, 1908; Grover Alexander, 1911; 5, Ray Culp, 1963
 Career—61, Grover Alexander

MOST SAVES

Consecutive appearances—13, Steve Bedrosian, 5/25-6/30/87 (NL)
 Season—43, Mitch Williams, 1993 (LH); 40, Steve Bedrosian, 1987 (RH)
 Rookie—16, Jack Meyer, 1955
 Career—103, Steve Bedrosian (RH); 102, Mitch Williams (LH)

MOST SACRIFICE FLIES

Season—15, Randy Lerch, 1979 (NL)

MOST BALKS

Season—11, Steve Carlton, 1979 (NL)

LOWEST EARNED RUN AVERAGE

Season—1.22, Grover Alexander, 1915
 Rookie—1.53, George McQuillan, 1908

20 WINS, 20 LOSSES NEXT SEASON

Eppa Rixey (22-10) 1916; (16-21) 1917; Steve Carlton (27-10) 1972; (13-20) 1973

TRIPLE CROWN (W, SO, ERA), NATIONAL LEAGUE

Grover Alexander, 31-241-1.22, 1915;
 Grover Alexander, 33-167-1.55, 1916;
 Grover Alexander, 30-201-1.86, 1917;
 Steve Carlton, 27-310-1.97, 1972

TEAM PITCHING RECORDS

NUMBER OF PITCHERS

Most—26, 1995 (144 gm.)
Fewest—11, 1976 (162 gm.) (MLT)

MOST COMPLETE GAMES

Season—131 in 1904
Consecutive, season—5, 1966 & 1972
Fewest, season—10 in 1989

MOST INNINGS

Game—21 at CHI, 7/17/18, (L 2-1)
Season—1,480 in 1980
Fewest, season—1,140 in 1918

MOST HITS ALLOWED

Inning—Unknown (AL & NL record not available)
Consecutive, inning—10, vs STL, 6/12/22, 6th
Game—30, vs NYG, 9/2/25, 2nd gm. (L 24-9)
Season—1,993 in 1930 (ML)
Fewest, season—1,086 in 1918

MOST RUNS ALLOWED

Inning—14, at CHI, 8/25/22, 4th
Game—28, vs STL, 7/6/29, 2nd gm. (L 28-6) (NL)
Season—1,199 in 1930 (NL)
Fewest, season—446 in 1908

MOST EARNED RUNS ALLOWED

Season—1,024 in 1930 (ML)
Fewest, season—332 in 1915 (ML)

MOST HOME RUNS ALLOWED

Inning—4, at NYG, 8/13/39, 1st gm., 4th; at STL, 6/6/48,
2nd; vs ATL, 6/22/97, 3rd
Game—9, vs CIN, 9/4/99 (NL)
Season—212 in 1999
Fewest, season—49 in 1944 (since 1940)

MOST GRAND SLAMS

Game—2, vs NYG, 9/5/24; vs NYG, 7/6/29; vs PIT, 5/1/33;
vs BOS, 4/30/38; at ATL, 7/14/97
Season—8, in 1933

MOST PINCH HOMERS

Game—2, vs CHI, 6/9/54; vs NYM, 8/15/62 (13 inn.); vs
NY, 9/17/63 (NLT)

MOST WALKS

Inning—Unknown (AL & NL record not available)
Game—Unknown (AL & NL record not available) (Phils
had 17 vs BKN in 1903)
Season—682 in 1974
Fewest, season—259 in 1901

MOST STRIKEOUTS

Inning—3, thousands of times (NL record: 4)
Game—17, vs CHI, 4/23/61 1st gm. (Art Mahaffey); vs PIT,
7/21/97 (Schilling, Brewer, Spradlin)

MOST STRIKEOUTS (continued)

Season—1,209 in 1997
Fewest, season—284 in 1900

MOST HIT BATSMEN

Inning—3, 5/15/60, 1st gm., 8th, vs CIN
Game—Unknown (AL & NL record not available)
Season—61 in 1966
Fewest, season—13 in 1950

MOST WILD PITCHES

Inning—Unknown (NL record: 4, ATL vs HOU, 5th, 8/4/79)
Game—5, at CHI, 4/5/89; at COL, 5/4/97
Season—91 in 1989 (NLT)
Fewest, season—14 in 1952 & 1953

MOST BALKS

Inning—Unknown (NL record: 3, 3 times)
Game—Unknown (NL record: 6, MIL vs CHI, 5/4/63)
Season—23 in 1908 & 1989
Fewest, season—0 in 1946 & 1955 (MLT)

MOST WINS

Season—101 in 1976 & 1977
Fewest, season—42 in 1942

MOST LOSSES

Season—111 in 1941

MOST SHUTOUTS

Season, won—26 in 1916
Season, lost—23 in 1908 & 1909
Longest—18, at NYG, 10/2/25 (T 0-0)
Fewest, season—2 in 1942
1-0 shutouts, won—7 in 1913
Longest 1-0 win—16 inn., vs CHI, 5/17/91
1-0 shutouts, lost—10 in 1967
Consecutive, games—4 in 1951 (Robin Roberts 7/25 at
STL, Ken Johnson 7/26 at STL, Bubba Church 7/27 at
CHI, Russ Meyer 7/28 at CHI)
Consecutive innings—41 in 1951
Consecutive, 1-0 losses, season—3, 5/11-12-13/60
(MLT)

MOST SAVES

Season—48 in 1987
Fewest, season—15 in 1972

LOWEST EARNED RUN AVERAGE

Season—2.18 in 1915 (NL)

HIGHEST EARNED RUN AVERAGE

Season—6.71 in 1930 (NL)

MISCELLANEOUS RECORDS

HIGHEST WON-LOST PERCENTAGE

Season—623 in 1976 & 1977 (101-61)
Lowest, season—278 in 1942 (42-109)

MOST GAMES WON

Season—101 in 1976 & 1977
Consecutive, season—13, 8/3-16/77; 7/30-8/12/91
Fewest, season—42 in 1942

MOST GAMES LOST

Season—111 in 1941
Consecutive, season—23, 7/29/61-8/20/61
Fewest, season—61 in 1976 & 1977

MOST HOME GAMES

Season—83 in 1991
Fewest Home Games Season—79 in 1940, 1977, 1987

MOST HOME GAMES WON

Season—60 in 1977 (since 1925)
Consecutive—16 in 1977 & 1991
Fewest, season—22 in 1945 & 1961 (since 1925)

MOST ROAD GAMES WON

Season—48 in 1976 (since 1925)
Consecutive—13 in 1976
Fewest, season—16 in 1930 (since 1925)

MOST HOME GAMES LOST

Season—55 in 1923, 1940, 1945 (NL)
Consecutive—12 in 1928
Fewest, season—21 in 1977 (since 1925)

MOST ROAD GAMES LOST

Season—69 in 1939 (since 1925)
Consecutive—17 in 1961
Fewest, season—33 in 1976 (since 1925)

BIGGEST MARGIN OF VICTORY

Game—19, vs NYM, (26-7), 6/11/85

BIGGEST MARGIN OF DEFEAT

Game—22, vs CIN, (24-2), 5/13/02; (28-6), vs STL, 7/6/29

BIGGEST DEFICIT TO OVERCOME IN VICTORY

Game—11, at CHI, 4/17/76, 10 inn.; Losing 12-1 & 13-2; (W 18-16)

LONGEST GAMES

Innings, opening game—14, at BKN, 4/17/23 (T 5-5); at NYM, 3/31/98 (L 1-0) (NLT)
Innings—21, at CHI, 7/17/18 (L 2-1)
Innings, at Vet—20, vs ATL, 5/4/73 (W 5-4); vs LA, 7/7/93 (W 7-6)
Time—Unknown (NL record: 4:18, LA vs SF, 10/2/62) 9 inn.; 6:10 vs LA, 7/7/93 (20 inn.)

SHORTEST GAME

Time—0.51, at NYG, 9/28/19, 1st gm. (L 6-1) (ML)

CLUB FIELDING RECORDS

(Since 1900)

MOST ERRORS

Game—8, vs NYG, 4/24/22; vs CIN, 8/18/41
Season—403, in 1904 (155 games)

FEWEST ERRORS

Season—100 in 1999 (162 games)

MOST ERRORLESS GAMES

Season—90 in 1999 (162 games)

MOST CONSECUTIVE ERRORLESS GAMES

Season—11 in 1967, 1998

MOST DOUBLE PLAYS

Game—5, several times; last: at SD, 8/23/96
Season—179, in 1961 (155 games); in 1973 (162 games)

FEWEST DOUBLE PLAYS

Season—112 in 1984 (162 games)

MOST CONSECUTIVE GAMES, 1 OR MORE DPS

Season—16 (29 DP) in 1961

MOST PASSED BALLS

Game—Unknown (ML record: 6)
Season—27, in 1971 (162 games); in 1947 (155 games)

FEWEST PASSED BALLS

Season—3, in 1952 (154 games); in 1956 (154 games)

MOST PUTOUTS

Season—4,440 in 1980 (162 games)

FEWEST PUTOUTS

Season—3,887 in 1907 (149 games)

MOST ASSISTS

Game—Unknown (NL record: 28) (PHI had 25 at MTL, 4/17/96)
Season—2,176 in 1921 (154 games)

FEWEST ASSISTS

Season—1,437 in 1957 (156 games) (NL)

MOST TOTAL CHANCES

Game—Unknown (NL record: 55)
Season—6,512 in 1980 (162 games) (NL)

FEWEST TOTAL CHANCES

Season—5,545 in 1955 (154 games) (NL)

HIGHEST FIELDING PERCENTAGE

Season—.983, in 1978, 1999 (162 games); in 1979 (163 games)

LOWEST FIELDING PERCENTAGE

Season—.936 in 1904 (155 games) (NL)

FIELDING RECORDS BY POSITION

First Base

Pct. .999 by Frank McCormick, 1946
Putouts 1,597 by Fred Luderus, 1917
Assists 141 by Rico Brogna, 1998
Double Plays 142 by Eddie Waitkus, 1950

Second Base

Pct. .994 by Manny Trillo, 1982
Putouts 450 by Emil Verban, 1947
Assists 562 by Frank Parkinson, 1922
Double Plays 142 by Dave Cash, 1974

Third Base

Pct. .982 by Pinky Whitney, 1937
Putouts 229 by Ernie Courtney, 1905
Assists 404 by Mike Schmidt, 1974
Double Plays 40 by Mike Schmidt, 1974

Shortstop

Pct. .991 by Larry Bowa, 1979
Putouts 395 by Mickey Doolan, 1906
Assists 560 by Larry Bowa, 1971
Double Plays 113 by Tom Thevenow, 1930

Catcher

Pct. .997 by Mike Lieberthal, 1999
Putouts 981 by Darren Daulton, 1993
Assists 199 by Red Dooin, 1909
Double Plays 19 by Darren Daulton, 1993

Outfield

Pct. 1.000 by Danny Litwhiler, 1942; Tony Gonzalez, 1962; Don Demeter, 1963; Johnny Callison, 1968; Jim Eisenreich, 1995
Putouts 538 by Rich Ashburn, 1951
Assists 44 by Chuck Klein, 1930
Double Plays 11 by Sam Thompson, 1896

MAJOR LEAGUE DEBUT DATES

Player	Date	Team	Player	Date	Team
Bobby Abreu	9/1/96	Astros	Kevin Jordan	8/8/95	Phillies
Scott Aldred	9/9/90	Tigers	Mike Lieberthal	6/30/94	Phillies
Marlon Anderson	9/8/98	Phillies	Wendell Magee	8/16/96	Phillies
Alex Arias	5/12/92	Cubs	Felix Martinez	9/3/97	Royals
Andy Ashby	6/10/91	Phillies	Robert Person	9/18/95	Mets
Manny Barrios	9/16/97	Astros	Cliff Politte	4/2/98	Cardinals
Gary Bennett	9/24/95	Phillies	Tom Prince	9/22/87	Pirates
Jeff Brantley	8/5/88	Giants	Desi Relaford	8/1/96 (2)	Phillies
Chris Brock	6/11/97	Braves	Carlos Reyes	4/7/97	A's
Rico Brogna	8/8/92	Tigers	Scott Rolen	8/1/96 (1)	Phillies
Mark Brownson	7/21/98	Rockies	Curt Schilling	9/7/88	Orioles
Paul Byrd	7/28/95	Mets	Steve Schrenk	7/3/99	Phillies
Rob Ducey	5/1/87	Blue Jays	Kevin Sevcik	9/8/95	Phillies
Ron Gant	9/6/87	Braves	Anthony Shumaker	7/23/99 (2)	Phillies
Doug Glanville	6/9/96	Cubs	Amaury Telemaco	5/16/96	Cubs
Wayne Gomes	6/13/97	Phillies	Randy Wolf	6/11/99	Phillies
Mike Jackson	8/22/86	Phillies			



Bobby Abreu

Finished 1999 season with a .355 average, third-highest in the National League and highest average for a Phillie since Tony Gonzalez' .339 in 1967.

HITTING FACTS

<i>Career Top 10</i>	<i>66</i>
<i>Double Figures</i>	<i>67</i>
<i>Hitting for Cycle.....</i>	<i>81</i>
<i>Home Runs.....</i>	<i>67-69</i>
<i>HR, Game</i>	<i>70</i>
<i>HR, Grand Slams</i>	<i>71</i>
<i>HR, Inside the Park</i>	<i>74</i>
<i>HR, Season.....</i>	<i>75-76</i>
<i>HR at the Vet</i>	<i>72-73</i>
<i>Pinch-Hitting.....</i>	<i>78-79</i>
<i>RBI.....</i>	<i>77</i>
<i>Season Leaders by Position</i>	<i>90</i>
<i>Season Top 10</i>	<i>81</i>
<i>Season Leaders.....</i>	<i>82-83</i>
<i>Stolen Bases.....</i>	<i>80</i>
<i>Yearly Batting Leaders</i>	<i>84-89</i>

CAREER BATTING TOP 10

GAMES

Schmidt	2,404
Ashburn (L)	1,794
Bowa (SW)	1,739
Taylor	1,669
Ennis	1,630
Delahanty	1,544
Magee	1,521
W. Jones	1,520
Hamner	1,501
C. Williams (L)	1,463

AT BATS

Schmidt	8,352
Ashburn (L)	7,122
Bowa (SW)	6,815
Delahanty	6,352
Ennis	6,327
Taylor	5,799
Hamner	5,772
Magee	5,505
W. Jones	5,419
Callison (L)	5,306

RUNS

Schmidt	1,506
Delahanty	1,365
Ashburn (L)	1,114
Klein (L)	963
S. Thompson (L)	928
R. Thomas (L)	916
Magee	898
Ennis	891
Hamilton (L)	877
C. Williams (L)	825

HITS

Schmidt	2,234
Ashburn	2,217
Delahanty	2,211
Ennis	1,812
Bowa (SW)	1,798
Klein (L)	1,705
Magee	1,647
C. Williams (L)	1,553
Hamner	1,518
Taylor	1,511

RUNS BATTED IN

Schmidt	1,595
Delahanty	1,286
Ennis	1,124
Klein (L)	983
S. Thompson (L)	958
Magee	889
Luzinski	811
C. Williams (L)	796
W. Jones	754
Whitney	734

SINGLES

Ashburn (L)	1,811
Delahanty	1,544
Bowa (SW)	1,498
Thomas (L)	1,236
Schmidt	1,219
Ennis	1,178
Taylor	1,178
Magee	1,108
Hamner	1,083
Klein (L)	1,062

DOUBLES

Delahanty	432
Schmidt	408
Magee	337
Klein (L)	336
Ennis	310
Ashburn (L)	287
Hamner	271
Callison (L)	265
S. Thompson (L)	258
Luzinski	253

TRIPLES

Delahanty	151
Magee	127
S. Thompson (L)	103
Ashburn (L)	97
Callison (L)	84
Bowa (SW)	81
Cravath	72
Samuel	70
Ennis	65

HOME RUNS

Schmidt	548
Ennis	259
Klein (L)	243
Luzinski	223
C. Williams (L)	217
Allen	204
Callison (L)	185
W. Jones	180
Daulton (L)	134
V. Hayes (L)	124
Seminick	123

TOTAL BASES

Schmidt	4,404
Delahanty	3,197
Ennis	3,029
Klein (L)	2,898
Ashburn (L)	2,764
C. Williams (L)	2,557
Magee	2,463
Callison (L)	2,426
Luzinski	2,263
W. Jones	2,236

EXTRA-BASE HITS

Schmidt	1,015
Delahanty	667
Klein (L)	643
Ennis	634
Magee	539
Callison (L)	534
C. Williams (L)	503
Luzinski	497
Allen	472
S. Thompson (L)	456

WALKS

Schmidt	1,507
Ashburn (L)	946
Thomas (L)	946
W. Jones	693
Delahanty	643
V. Hayes (L)	619
Daulton (L)	607
Luzinski	572
Hamilton (L)	551
C. Williams (L)	551

INTENTIONAL WALKS

Schmidt	202
Allen	81
Boone	77
Luzinski	74
V. Hayes (L)	74
Dalrymple (L)	71
Daulton (L)	57
Kruk (L)	56
Callison (L)	53
Maddox	51

STRIKEOUTS

Schmidt	1,883
Luzinski	1,098
Allen	1,023
Callison (L)	854
Samuel	824
Taylor	818
Daulton (L)	704
V. Hayes (L)	677
Ennis	622
Seminick	591

STOLEN BASES

Magee	387
Bowa	288
Samuel	249
V. Hayes	202
Ashburn	199
Maddox	189
Schmidt	174
Dykstra	169
R. Thomas	164
Paskert	149

SACRIFICE FLIES

Schmidt	108
Luzinski	53
Maddox	51
Boone	43
V. Hayes (L)	43
Daulton (L)	39
Bowa (SW)	36
Allen	32
W. Jones	32
Gonzalez (L)	29
Montanez (L)	29
Kruk (L)	29

BATTING AVG.

Hamilton (L)362
Delahanty348
Flick (L)345
S. Thompson335
Klein (L)326
S. Davis321
Leach (L)312
Ashburn311
Kruk (L)309
Whitney307

ON-BASE PCT.

Kruk (L)400
Ashburn (L)394
Dykstra (L)388
Klein (L)383
Hurst (L)382
Schmidt380
Rolen376
S. Davis374
Allen371
Rose (SW)365
Luzinski363
V. Hayes (L)363

FIRST ML HIT A HOME RUN

Date	Phillie	Opponent	Date	Phillie	Opponent
4/21/98	Bill Duggleby* † #	vs New York Giants	9/21/56	Bob Bowman	at New York Giants
5/15/22	Tom Sullivan†	at St. Louis	6/02/57	Dick Farrell†	at Brooklyn
4/19/38	Emmett Mueller†	vs Brooklyn	5/16/75	Larry Christenson†	vs Atlanta
8/21/40	Charlie Frye†	at Chicago	9/22/86	Jeff Blittger†	at Pittsburgh
8/02/41	Jim Carlin	at St. Louis	7/17/88	Ricky Jordan††	vs Houston
7/05/43	Bob Finley	vs St. Louis	8/26/88	Ron Jones	vs Los Angeles
9/15/43	Andy Seminick	vs New York Giants	9/27/96	Bobby Estalella	at New York Mets
9/14/49	Ed Sanicki#	at Pittsburgh	9/08/98	Marlon Anderson #	vs New York Mets
7/11/54	Jim Command*	at Brooklyn			

* Grand Slam † Pitcher # 1st Plate Appearance †† 1st At Bat

DOUBLE FIGURES

TEN OR MORE 2B, 3B, HR, SB IN A SEASON

Player	Year	2B	3B	HR	SB
George Wood	1887	22	19	14	19
Roger Connor	1892	37	11	12	22
Ed Delahanty	1893	35	18	19	37
Sam Thompson	1893	37	13	11	18
Sam Thompson	1894	29	27	13	29
Ed Delahanty	1895	49	10	11	46
Sam Thompson	1895	45	21	18	27
Ed Delahanty	1896	44	17	13	37
Elmer Flick	1900	33	16	11	35
Gavvy Cravath	1913	34	14	19	10
Sherry Magee	1914	39	11	15	25
Cy Williams	1920	36	10	15	18
Curt Walker	1922	36	11	12	11
Chuck Klein	1932	50	15	38	20
Johnny Callison	1962	26	10	23	10
Richie Allen	1965	31	14	20	15
Richie Allen	1966	25	10	40	10
Richie Allen	1967	31	10	23	20
Garry Maddox	1977	27	10	14	22
Mike Schmidt	1977	27	11	38	15
Bake McBride	1979	16	12	12	25
Juan Samuel	1984	36	19	15	72
Juan Samuel	1985	31	13	19	53
Juan Samuel	1986	36	12	16	42
Juan Samuel	1987	37	15	28	35
Bobby Abreu	1999	35	11	20	27

15 OR MORE DOUBLES, TRIPLES, HOME RUNS IN A SEASON

Player	Year	2B	3B	HR
Ed Delahanty	1893	35	18	19
Sam Thompson (L)	1895	45	21	18
Chuck Klein (L)	1932	50	15	38
Johnny Callison (L)	1965	25	16	32
Juan Samuel	1984	36	19	15
Juan Samuel	1987	37	15	28

20 - 20 CLUB

Player	Year	HR	SB
Sam Thompson (L)	1889	20	24
Chuck Klein (L)	1932	38	20
Richie Allen	1967	23	20
Mike Schmidt	1974	36	23
Mike Schmidt	1975	38	29
Juan Samuel	1987	28	35
Von Hayes (L)	1989	26	28
Bobby Abreu (L)	1999	20	27

EIGHT HITS, DOUBLEHEADER

Player	Date	AB	2B	3B	HR
Sam Thompson	8/11/94	10	1	2	0
Ed Delahanty	7/13/97	8	1	0	0
Buck Jordan	6/26/38	10	3	0	0
Johnny Wrotestek	8/15/46	10	3	0	0
Eddie Waitkus	8/27/50	11	2	0	0
Richie Ashburn	5/20/51	10	0	0	0

HOME RUNS

CONSECUTIVE HOME RUN GAMES, TEAM (SINCE 1911)

CONSECUTIVE GAMES HITTING A HR		CONSECUTIVE GAMES NO HOMERS	
Games	Year(s)	Games	Year(s)
14	1922	30	1918
13	1964	24	1945
12	1973, 1997	21	1917
11	1987, 1990	19	1934
10	1929, 1930, 1936, 1953, 1955, 1961, 1980, 1991	Modern Record	1960
		10	1980

MOST HOME RUNS BY POSITION (MAJOR LEAGUES)

Pos.	Player	HR Total This Pos.
OF	Willie Mays	643
OF	Hank Aaron	661
OF	Babe Ruth	692
1B	Mark McGwire	507
2B	Ryne Sandberg	277
3B	Mike Schmidt	509
SS	Cal Ripken, Jr	319
C	Carlton Fisk	351
P	Wes Ferrell	37

HITTING 10 OR MORE HOMERS - MONTH

HR	Player	Month	Year
15	Cy Williams	May	1923
14	Chuck Klein	July	1929
14	Mike Schmidt	June	1977
13	Deron Johnson	July	1971
13	Mike Schmidt	July	1979
12	Chuck Klein	June	1932
12	Dick Allen	June	1966
12	Mike Schmidt	Aug.	1975
12	Mike Schmidt	May	1980
12	Mike Schmidt	July	1982
11	Chuck Klein	May	1929
11	Del Ennis	July	1953

HR	Player	Month	Year
11	Greg Luzinski	June	1975
11	Mike Schmidt	April	1976
11	Mike Schmidt	May	1979
11	Scott Rolen	July	1999
10	Cy Williams	July	1927
10	Chuck Klein	July	1930
10	Chuck Klein	May	1932
10	Willie Jones	July	1950
10	Bill Robinson	Aug.	1973
10	Mike Schmidt	June	1974
10	Greg Luzinski	July	1977

HOME RUNS

MOST CAREER, BY POSITION

P - Rick Wise and Larry Christenson.....	11
C - Darren Daulton	123
1B - Don Hurst	111
2B - Juan Samuel.....	91
3B - Mike Schmidt.....	509
SS - Granny Hamner.....	61
OF - Del Ennis	257
OF - Chuck Klein	241
OF - Greg Luzinski	219
OF - Cy Williams.....	208

MOST CAREER, BY PARK

Recreation Park.....	Charlie Bastian, 5
Baker Bowl.....	Chuck Klein, 156
Shibe Park/Connie Mack Stadium.....	Del Ennis, 133
Veterans Stadium	Mike Schmidt, 265

MOST ONE SEASON, BY PARK

Recreation Park	13 in 1886
Baker Bowl	95 in 1922
Shibe Park/Connie Mack Stadium	77 in 1955
Veterans Stadium.....	101 in 1977

MOST IN ONE MONTH

Month	Team High	Individual High
April	25 in 1996	Mike Schmidt, 11** in 1976
May	36 in 1999	Cy Williams, 15 in 1923
June	42 in 1977	Mike Schmidt, 14 in 1977
July	41 in 1977	Chuck Klein, 14 in 1929
August	38 in 1950, 1977, 1985	Mike Schmidt, 12 in 1975
September	34 in 1922	Chuck Klein, 9 in 1929
		Mike Schmidt, 9 in 1980
October	8 in 1972	Mike Schmidt, 4** in 1980

**Tied National League Record

MOST IN ONE MONTH - TEAM

42 - June, 1977	37 - June, 1975
41 - July, 1977	36 - August, 1993
38 - July, 1950	36 - May, 1999
38 - August, 1950	35 - May, 1929
38 - August, 1977	35 - June, 1929
38 - August, 1985	35 - July, 1930
37 - August, 1969	35 - June, 1973

PITCHERS, CAREER (200)

11 - Larry Christenson, Rick Wise
9 - Steve Carlton, Schoolboy Rowe
7 - Al Orth
6 - Bill Duggleby
5 - Robin Roberts
4 - Grover Alexander, Ken Brett, Jim Bunning, Don Cardwell, Hal Carlson, Phil Collins, Charlie Ferguson, Tommy Greene, Randy Lerch, Lee Meadows, Jimmy Ring, Jack Taylor
3 - Johnny Couch, Wayland Dean, Kevin Gross, Art Mahaffey, Claude Passeau
2 - Dennis Bennett, Ed Dally, Curt Davis, Jack Fifielf, Woody Fryman, Jack Knight, Erskine Mayer, Bob Miller, Clarence Mitchell, David Palmer, Bucky Walters, Doc White
1 - 55 players

HOMERING IN 5 STRAIGHT GAMES

Richie Allen, 1969 (May 27-28, 30-June 1)
Mike Schmidt, 1979 (July 6-10)

HOMERING IN 4 STRAIGHT GAMES

Cy Williams, 1926	Ken Brett, 1973
Chuck Klein, 1929	Mike Schmidt, 1975, 1976, 1977, 1979
Don Hurst, 1929	(twice), 1980 (3 times), 1982, 1984
Johnny Rizzo, 1940	Greg Luzinski, 1977
Andy Seminick, 1948	Lan Matuszek, 1984
Del Ennis, 1950 (twice)	Juan Samuel, 1985
Stan Lopata, 1957	Pete Incaviglia, 1993, 1994
Richie Allen, 1967	

HOME RUNS

BACK-TO-BACK HOMERS

Most, Season - Club: 9 in 1980

Most, Season - Individual: 6 in 1980, Mike Schmidt and Greg Luzinski

Most, Career: 9 - Schmidt/Luzinski and Chuck Klein/Don Hurst

Most, Game-Same Players: 2 by Don Money and Greg Luzinski, at CHI, 10/3/72

Most, Game - Consecutive: 3 (four times) - 9/30/77 vs MTL, 2nd inning (Greg Luzinski, Richie Hebner, Garry Maddox); 8/17/85 at CHI, 7th inning (Juan Samuel, Glenn Wilson, Mike Schmidt); 7/26/87 vs ATL, 8th inning (Milt Thompson, Von Hayes, Mike Schmidt); 4/28/99 vs CIN, 1st inning (Scott Rolen, Rico Brogna, Ron Gant)

BACK-TO-BACK LEADOFF HOME RUNS

The National League record for consecutive home runs at the start of a game is three, set by San Diego in 1987. The American League has had back-to-back homers to lead off a game 22 times. The Phillies have hit back-to-back homers to start their half of the first inning, three times:

7/29/84 — Juan Samuel and Von Hayes vs MTL

7/7/86 — Gary Redus and Juan Samuel vs ATL

4/16/96 — Lenny Dykstra and Mickey Morandini at MTL

LEADOFF HOMERS

Most, Career

14 -	Juan Samuel	4 -	Tony Gonzalez
12 -	Lenny Dykstra	4 -	Bill Hamilton
6 -	John Briggs	4 -	Heine Sand
6 -	Bake McBride	3 -	5 players
6 -	George Paskert	2 -	16 players
6 -	Tony Taylor	1 -	30 players

Most, Season

4 -	Juan Samuel, 1989	3 -	Bake McBride, 1979
4 -	Lenny Dykstra, 1993	3 -	Juan Samuel, 1985
3 -	Heine Sand, 1924	3 -	Juan Samuel, 1987
3 -	Leo Norris, 1937	3 -	Phil Bradley, 1988
3 -	John Briggs, 1966	3 -	Lenny Dykstra, 1994
3 -	Tony Taylor, 1970		
3 -	Bake McBride, 1978		

Club Record: 6 - 1978 (McBride-3, Martin-2, Schmidt-1); 1989 (Samuel-4, Ready-2)

HOMERING 3 TIMES IN A DOUBLEHEADER

5/20/27 - Cy Williams vs CIN

7/15/29 - Chuck Klein vs CHI

7/23/32 - Don Hurst vs BKN

5/10/33 - Chuck Klein vs CIN

8/19/33 - Chuck Klein vs CIN

8/14/40 - Johnny Rizzo at BKN

8/28/48 - Del Ennis at PIT

6/12/49 - Andy Seminick vs STL

5/13/56 - Stan Lopata at PIT

6/08/58 - Harry Anderson at STL

EXTRA-INNING HOMERS

Most, Career

9 -	Mike Schmidt	4 -	Tony Gonzalez
6 -	Richie Allen	4 -	Stan Lopata
5 -	Gavvy Cravath	3 -	5 players
5 -	Del Ennis	2 -	23 players
5 -	Cy Williams	1 -	69 players

Most, Season

2 -	Gavvy Cravath, 1914	2 -	Manny Trillo, 1981
2 -	Jim Tabor, 1946	2 -	John Russell, 1986
2 -	Wes Covington, 1961	2 -	Mike Schmidt, 1986
2 -	Johnny Callison, 1963	2 -	Dave Hollins, 1993
2 -	Richie Allen, 1964	2 -	Charlie Hayes, 1995
2 -	Richie Allen, 1966	2 -	Todd Zeile, 1996
2 -	Willie Montanez, 1971		

Club Season Record: 6 - 1986 (Schmidt-2, Russell-2, Stone, Samuel)

TWO, ONE INNING - PLAYER

6/2/49 - Andy Seminick vs CIN, 8th inning

6/11/85 - Von Hayes vs NYM, 1st inning *

*First player in history to hit two homers in the first inning

MOST, ONE INNING - CLUB (5)

6/2/49 - vs CIN, 8th inning (Del Ennis, Andy Seminick (2), Willie Jones and Schoolboy Rowe)

HOME RUNS - GAME

THREE IN A GAME - PLAYER

10/09/84	John Manning, of, consecutive	6/06/85(2)	Johnny Callison, of (LH) - at Chicago
9/15/22	Walt Henline, c-of - at St. Louis	9/29/68	Richie Allen, of, consecutive - at New York Mets
5/11/23	Cy Williams, of (LH) - at St. Louis	7/11/71	Deron Johnson, 1b, consecutive - vs Montreal
7/22/36	John Moore, of (LH), consecutive - vs Pittsburgh	7/07/79	Mike Schmidt, 3b, consecutive - vs San Francisco
6/02/49	Andy Seminick, c - vs Cincinnati	6/14/87	Mike Schmidt, 3b, consecutive - at Montreal
8/27/51	Del Wilber, c, consecutive - vs Cincinnati	8/29/89	Von Hayes, of (LH) - at San Francisco
7/23/55	Del Ennis, of - vs St. Louis	9/15/96	Benito Santiago, c, consecutive - at Chicago
9/12/61	Don Demeter, of - at Los Angeles	9/04/97	Bobby Estalella, c - at Montreal
9/27/64	Johnny Callison, of (LH), consecutive - vs Milwaukee		

OPPONENTS WITH THREE HOMERS IN A GAME

Date	Opposing Player	Team	Date	Opposing Player	Team
7/12/97	Tom McCreery	vs LOU	5/31/70	Rico Carty	at ATL
7/26/30	Hack Wilson	vs CHI	5/16/72	Rick Monday	vs CHI
6/24/31	George Watkins	vs STL	5/09/73	Johnny Bench	vs CIN
7/20/33	Floyd Herman	at CHI	5/22/76	Reggie Smith	vs STL
7/06/34	Hal Lee	vs BOS	5/17/79	Dave Kingman	at CHI
5/09/37	Al Kampouris	vs CIN	5/03/87	Eric Davis	vs CIN
7/26/42	Clyde McCullough	vs CHI	8/01/87	Andre Dawson	at CHI
5/30/50	Duke Snider	at BKN	5/26/90	Jeff Treadway	vs ATL
6/11/52	Hank Sauer	at CHI	6/05/96	Sammy Sosa	at CHI
7/21/55	Gus Bell	vs CIN	5/19/98	Mark McGwire	vs STL
6/29/61	Willie Mays*	vs SF	6/18/98	Brant Brown	at CHI
7/30/69	Bob Tillman	vs ATL			

* 10-inning game

FOUR IN A GAME - PLAYER

7/13/96 — Ed Delahanty

7/10/36 — Chuck Klein (LH)* - at Pittsburgh

4/17/76 — Mike Schmidt, consecutive* - at Chicago

*10-inning game

MOST HOMERS IN A GAME - CLUB

7 - 9/08/98	vs	NYM	—	Brogna (2), Sencik (2), Estalella (2), Anderson
6 - 5/11/23	vs	CHI	—	Williams (3), Mogan (2), Parkinson
6 - 8/28/48	at	PIT	—	Ennis (2), Hamner, Lakeman, Seminick, Miller
6 - 6/02/49	vs	CIN	—	Seminick (3), Ennis, Jones, Rowe
6 - 4/27/65	at	SF	—	Allen (2), Covington, Gonzalez, Dalrymple, Callison
6 - 10/03/72	at	CHI	—	Money (2), Luzinski (2), Harmon, B. Robinson
6 - 4/17/76	at	CHI	—	Schmidt (4), Boone, Maddox
6 - 8/12/77	at	CHI	—	McCarver (2), Carlton, Luzinski, Johnstone, Hutton
6 - 8/17/85	at	CHI	—	Daulton (2), Schu, Samuel, Wilson, Schmidt
6 - 5/30/93	at	COL	—	Daulton (2), Greene, Duncan, Hollins, Batiste

SIX OR MORE HOMERS IN A GAME - OPPOSITION

9 - 9/4/99	vs	CIN	—	Taubensee (2), Boone, Young, Hammonds, Vaughn, Reese, Johnson, Lewis
6 - 5/17/79	at	CHI	—	Kingman (3), Ontiveros, Martin, Buckner

TWO OR MORE, ONE GAME (CAREER)

44 - Mike Schmidt	7 - Rico Brogna, Don Demeter, Andy Seminick
23 - Chuck Klein	6 - Gavy Cravath, Pete Incaviglia,
20 - Richie Allen	Stan Lopata, Fred Luderus, Don Money,
17 - Greg Luzinski	Sam Thompson
14 - Cy Williams	5 - Cliff Lee, Johnny Moore
12 - Willie Jones	4 - 12 players
11 - Dolf Camilli, Von Hayes	3 - 12 players
10 - Johnny Callison	2 - 28 players
9 - Darren Daulton, Del Ennis	1 - 76 players
8 - Don Hurst, Scott Rolan	

TWO, ONE GAME - PITCHER

6/24/26 - Jack Knight	8/28/71 - Rick Wise
7/22/30 - Phil Collins	9/05/76 - Larry Christenson
6/23/71 - Rick Wise	9/30/78 - Randy Lerch

HOME RUNS - GRAND SLAMS

EXTRA INNINGS

9/04/24	Cy Williams	vs	NYG	10th	6/20/71	Deron Johnson	at	NYM	11th
7/18/25	Cy Williams	vs	CHI	10th	7/11/83	Mike Schmidt	at	CIN	11th
9/09/58	Wally Post	vs	LA	10th	9/17/89	John Kruk	vs	STL	12th
9/16/67	Rick Joseph	vs	LA	11th	8/06/91	Dale Murphy	vs	CHI	11th

MOST - ONE SEASON

- 4 — Vince DiMaggio, 1945
- 3 — Chuck Klein, 1929 and 1932; Gene Freese, 1959
- 2 — George Harper, 1924; Cy Williams, 1925 and 1926; Russ Wrightstone, 1927; Dolph Camilli, 1937; Andy Seminick, Willie Jones and Del Ennis, 1950; Willie Jones, 1951; Don Demeter, 1962; Dick Stuart, 1965; Richie Allen, 1968; Mike Schmidt, 1973 and 1983; Greg Luzinski, 1976 and 1977; Dave Johnson, 1978; Darren Daulton, 1992 and 1993; Mariano Duncan, 1993; Benito Santiago, 1996

MOST - CAREER

- 7 — Mike Schmidt
- 6 — Willie Jones, Chuck Klein, Cy Williams
- 5 — Richie Allen, Darren Daulton, Del Ennis, Greg Luzinski, Andy Seminick
- 4 — Vince DiMaggio, Russ Wrightstone
- 3 — Lave Cross, Don Demeter, Gene Freese, Granny Hamner, George Harper, Fred Luderus, Garry Maddox, Sam Thompson
- 2 — 27 players
- 1 — 100 players

MOST - ONE GAME, CLUB

- 2 — 4/28/21, Ralph Miller and Lee Meadows
- 8/18/97, Billy McMillon and Mike Lieberthal

PINCH-HITTERS (13)

4/15/26	Cy Williams vs BOS (Larry Benton)	7/19/70	Jim Hutto vs LA (Jim Brewer)
5/02/43	Schoolboy Rowe vs BOS (Alva Javery)	4/30/78	Dave Johnson vs SD (Bob Shirley)
5/18/45	Jimmie Foxx vs STL (Ken Burkhardt)	6/03/78	Dave Johnson vs LA (Terry Forster)
6/02/45	Vince DiMaggio vs PIT (Al Gerheauser)	7/08/78	Bake McBride vs MTL (Rudy May)
4/18/59	Gene Freese vs CIN (Mike Cuellar)	9/02/83	Ozzie Virgil vs SF (Gary Lavelle)
5/26/63	Roy Sievers vs CIN (Bill Henry)	8/23/95	Jim Eisenreich vs SD (Dustin Hermanson)
9/16/67	Rick Joseph vs LA (Ron Perranoski)*	*11th inning	

PITCHERS (12)

4/21/98	Bill Duggleby vs NYG (Cy Seymour)	8/02/62	Art Mahaffey vs NYM (Craig Anderson)
4/28/21	Lee Meadows vs BOS (Jack Scott)	8/28/71	Rick Wise vs SF (Don McMahon) - 2nd game
5/04/23	Lee Meadows vs NYG (Art Nehf)	6/24/74	Jim Lonborg vs MTL (Chuck Taylor)
5/12/25	Jimmy Ring vs PIT (Vic Aldridge)	9/27/77	Larry Christenson vs CHI (Dennis Lamp)
6/23/29	Phil Collins vs BOS (Kent Greenfield) - 2nd game	5/16/84	Steve Carlton at LA (Fernando Valenzuela)
5/02/43	Schoolboy Rowe vs BOS (Alva Javery)	8/25/95	Jeff Juden vs LA (John Cummings)

ULTIMATE GRAND SLAMS

(Grand slam to win the game in the last inning while down by three runs.)

8/02/70	Tony Taylor	vs San Francisco	off Mike Davidson,	0 outs
4/13/83	Bo Diaz	vs New York	off Neil Allen,	2 outs

HOME RUNS - VETERANS STADIUM

UPPER DECK HOMERS

RIGHT FIELD

RIGHT FIELD			Section	Row	Seat
1.	6/25/71	- Willie Stargell (PIT) off Jim Bunning	501	exit	—
2.	7/05/77	- Jay Johnstone off Pat Zachry (NYM)	503	2	4
3.	8/16/78	- Richie Hebner off Bob Welch (LA)	502	2	8
4.	6/27/85	- Von Hayes off Kurt Kepshire (STL)	501	3	10
5.	4/12/87	- Leon Durham (CHI) off Steve Bedrosian	503	1	1
6.	9/15/89	- Von Hayes off Scott Terry (STL)	502	1	18
7.	*10/07/93	- Fred McGriff (ATL) off Tommy Greene	501	1	12
8.	7/26/95(2)	- Tony Longmire off Jason Christianson (PIT)	502	1	8
9.	8/18/95	- Barry Bonds (SF) off Tyler Green	502	2	12
10.	4/16/96	- Ed Taubensee (CIN) off Rich Hunter	502	6	2
11.	6/05/97	- Brant Brown (CHI) off Mark Leiter	555	1	1
12.	8/27/97	- Ken Caminiti (SD) off Curt Schilling	502	1	1
13.	9/13/98	- Bobby Abreu off Francisco Cordova (PIT)	503	1	2
14.	5/14/99	- John Olerud (NYM) off Chad Ogea	501	1	1
15.	9/06/99	- Bobby Abreu off Jose Lima (HOU)	501	3	7

CENTER FIELD

CENTER FIELD			Section	Row	Seat
1.	6/27/71	- Roberto Clemente (PIT) off Joe Hoerner	—	—	—
2.	8/20/71	- Richie Allen (LA) off Barry Lersch	—	—	—
3.	5/16/72	- Greg Luzinski off Burt Hooton (LA)	off Liberty Bell (400 level)		
4.	8/21/73	- Nate Colbert (SD) off Ken Brett	5th level catwalk		
5.	6/02/74	- Greg Luzinski off Randy Moffit (SF)	4th level catwalk		
6.	4/17/75	- Mike Schmidt off Ray Burris (CHI)	right edge of scoreboard		
7.	6/21/97	- Andruw Jones (ATL) off Matt Beech	545	5	2

LEFT FIELD

LEFT FIELD		Section	Row	Seat
1.	4/17/71	- Earl Williams (ATL) off Barry Lersch	—	—
2.	5/22/71	- Lee May (CIN) off Barry Lersch	—	—
3.	6/26/71	- Bob Robertson (PIT) off Billy Wilson	—	—
4.	9/07/71	- Greg Luzinski off R. Cleveland (STL) 1st ML HR	570	3
5.	6/03/72	- Johnny Bench (CIN) off Steve Carlton	571	3
6.	8/18/72	- Deron Johnson off Dave Roberts (HOU)	570	—
7.	5/09/73	- Johnny Bench (CIN) off Steve Carlton	foul pole	—
8.	7/10/73	- Greg Luzinski off Tom House (ATL)	572	4
9.	7/11/73	- Dusty Baker (ATL) off Mike Wallace	571	3
10.	7/11/73	- Greg Luzinski off Jim Freeman (ATL)	580	5
11.	8/22/73	- Bill Robinson off Steve Arlin (SD)	569	—
12.	8/27/73	- Dave Kingman (SF) off Jim Lonborg	570	5
13.	9/01/73	- Mike Anderson off Balor Moore (MTL)	573	4
14.	6/01/74	- Mike Schmidt off Mike Caldwell (SF)	575	3
15.	7/29/74	- Mike Schmidt off Jerry Reuss (PIT)	571	1
16.	7/18/75	- Mike Schmidt off Wayne Granger (HOU)	569	7
17.	8/10/75	- Gary Matthews (ATL) off Dick Ruthven	—	—
18.	5/08/76	- Greg Luzinski off Tommy John (LA)	578	1
19.	10/10/76	- Greg Luzinski off Pat Zachry (NYM)	574	3
20.	7/05/77	- Mike Schmidt off Pat Zachry (NYM)	569	1
21.	7/13/77	- Greg Luzinski off Tom Underwood (STL)	575	4
22.	7/13/77	- Greg Luzinski off Tom Underwood (STL)	570-571	4
23.	9/30/77	- Greg Luzinski off Stan Bahnsen (MTL)	571-572	3
24.	5/19/79	- Tony Perez (MTL) off Doug Bird	580	2
25.	5/16/82	- Gary Matthews off Allee Hammaker (SF)	—	—
26.	7/07/82	- Gary Matthews off Tim Lollar (SD)	572	1
27.	8/29/83	- Luis Salazar (SD) off Steve Carlton	570	1
28.	8/31/84	- Chili Davis (SF) off Jerry Koosman	578	2
29.	5/27/85	- John Russell off Mark Thurmond (SD)	575	1
30.	8/27/85	- Carmelo Martinez (SD) off Dave Rucker	571	1
31.	6/25/86	- Mike Schmidt off Scott Sanderson (CHI)	571	2
32.	8/09/87	- Jack Clark (STL) off Bruce Ruffin	573	6
33.	9/13/88	- Andre Dawson (CHI) off Bill Dawley	573	2
34.	7/28/89	- Charlie Hayes off Rick Reed (PIT)	577	3

HOME RUNS - VETERANS STADIUM

UPPER DECK HOMERS (CONTINUED)

LEFT FIELD (continued)		Section	Row	Seat
35.	7/06/91 - Hubie Brooks (NYM) off Bruce Ruffin.....	—	—	—
36.	8/20/91 - Wes Chamberlain off John Smiley (PIT)	570	3	3
37.	5/13/92 - Matt Williams (SF) off Kyle Abbott	570	2	2
38.	6/22/93 - Francisco Cabrera (ATL) off Danny Jackson	570	2	4
39.	7/31/93 - Pete Incaviglia off Dave Otto (PIT)	570	2	6
40.	4/13/94 - Ellis Burks (COL) off Ben Rivera	575	3	16
41.	8/11/95 - Mark Whiten off Bill Pulsipher (NYM)	539	2	5
42.	8/18/95 - Mark Whiten off Terry Mulholland (SF)	542	1	15
43.	8/20/95 - Matt Williams (SF) off Jeff Juden	541	2	14
44.	4/03/96 - Ellis Burks (COL) off Mike Grace	540	3	2
45.	7/22/96 - Eric Davis (CIN) off Terry Mulholland	540	2	5
46.	6/03/97 - Rex Hudler off Kent Mercker (ATL)	538	1	5
47.	7/17/97 - Rondell White (MTL) off Wayne Gomes	538-539	5	aisle
48.	9/15/97(2) - Butch Huskey (NYM) off Matt Beech	638	3	19
49.	5/19/98 - Mark McGwire (STL) off Wayne Gomes	541	2	2
50.	4/18/99 - Preston Wilson (FLA) off Carlton Loewer	539	1	8
51.	5/03/99 - Ruben Rivera (SD) off Chad Ogea	638	1	1
52.	9/04/99 - Jeffrey Hammonds (CIN) off Paul Byrd	541	2	13

*Post-season

Team Totals		Leading Phillies		Leading Opponents	
Phillies	1,898	1. Mike Schmidt	265	1. Gary Carter	26
Opponents	1,831	2. Greg Luzinski	130	2. Barry Bonds	25
1. Mets	196	3. Von Hayes	77	3. Andre Dawson	21
Expos	196	4. Darren Daulton	67	4. Dave Parker	17
3. Pirates	181	5. Juan Samuel	52	Johnny Bench	17
4. Reds	168	6. Garry Maddox	47	Matt Williams	17
5. Cubs	167	7. Scott Rolen	41	7. Dave Kingman	16
6. Braves	163	8. Bob Boone	36	8. Dale Murphy	15
7. Cardinals	153	9. Willie Montanez	35	Darryl Strawberry	15
8. Dodgers	139	Lenny Dykstra	35	Ryne Sandberg	15
9. Giants	138	11. Dave Hollins	34	11. Willie Stargell	14
10. Astros	113	Rico Brogna	34	Ron Cey	14
11. Padres	106	13. John Kruk	32	13. George Foster	13
12. Rockies	40	14. Mike Lieberthal	31	Dusty Baker	13
13. Marlins	34	15. Ricky Jordan	30	Hubie Brooks	13
14. Diamondbacks	11	16. Deron Johnson	29	Eric Davis	13
15. Brewers	6	17. Richie Hebner	27	17. Jack Clark	12
Blue Jays	6	Pete Incaviglia	27	Darrell Evans	12
17. Orioles	5	19. Glenn Wilson	24	Pedro Guerrero	12
18. Yankees	4	20. Bobby Abreu	23	George Hendrick	12
19. Red Sox	3	21. Wes Chamberlain	17	Reggie Smith	12
20. Devil Rays	2				
TOTAL	3,729				

Most One Season:

Phillies - 101, 1977; Schmidt - 25, 1980

Opponents- 21, 1971 (Pirates); Carter (Expos) - 7, 1978

HOME RUNS - INSIDE-THE-PARK

INSIDE-THE-PARK, CAREER

(There have been 233 Inside-the-Park homers by 109 players since 1900)

- 19 - Sherry Magee
- 9 - John Titus
- 8 - Red Doolin
- 7 - Richie Ashburn, Kitty Bransfield
- 5 - Richie Allen, Beals Becker, Elmer Flick, Possum Whitted
- 4 - Shad Berry, Mickey Doolan, Hans Lobert, Fred Luderus, Roy Thomas
- 3 - Harry Anderson, Johnny Bates, Larry Bowa, Johnny Callison, Gavvy Cravath, George Harper, Ted Kazanski, Chuck Klein, Nap Lajoie, Freddy Leach, Irish Meusel, Dode Paskert, Mike Schmidt, Milt Stock, Cy Williams
- 2 - Dave Bancroft, Ed Delahanty, Denny Doyle, Bill Duggleby, Barney Friberg, Kid Gleason, Eddie Grant, Von Hayes, Walter Holke, Cliff Lee, Johnny Lush, Ron Northey, Juan Samuel, Andy Seminick, Denny Sothorn, Bill White, Pinky Whitney, Russ Wrightstone
- 1 - Bobby Abreu, Doug Baird, Juan Bell, John Bolling, Bob Boone, Ed Bouchee, Frank Bruggy, Dave Cash, Frank Corridon, Ernie Courtney, Monte Cross, Tony Curry, Kiddo Davis, Spud Davis, Bob Dernier, Vance Dinges, Joe Dolan, Klondike Douglass, Jack Doyle, Lenny Dykstra, Del Ennis, Johnny Evers, Chico Fernandez, Art Fletcher, Ron Gant, Tony Gonzalez, Granny Hamner, Terry Harmon, Rudy Hulswitt, Willie Jones, *Oscar Judd, Bill Killefer, Otto Knabe, Bevo LeBourveau, Hal Lee, Joe Lonnett, Bake McBride, Ed McFarland, *Rube Melton, Johnny Moman, John Monroe, Mickey Morandini, Fred Osborn, *Buz Phillips, Wally Post, Goldie Rapp, Cookie Rojas, Scott Rolen, Heinie Sand, Paul Sentelle, *Curt Simmons, Casey Stengel, Tony Taylor, Al Todd, Harry Walker, Lee Walls, Doc White, Del Wilber, Glenn Wilson, Jimmie Wilson, Harry Wolverton, Chief Zimmer

*Pitcher

INSIDE-THE-PARK, SEASON

Individual

5	-	Red Doolin, 1904
4	-	Sherry Magee, 1907
		Beals Becker, 1913
3	-	John Titus, 1904
		Kitty Bransfield, 1905
		Sherry Magee, 1911
		Richie Allen, 1966

Team

16	-	1904
10	-	1913
9	-	1907
7	-	1905, 1908, 1911
6	-	1917, 1923, 1957

INSIDE-THE-PARK GRAND SLAMS

8/23/18	Irish Meusel at CIN	6/19/51	Willie Jones at PIT
7/25/24	George Harper vs CHI	8/08/56	Ted Kazanski at NYG

EXTRA-INNING INSIDE-THE-PARK HOMERS

9/21/47	Del Ennis at NYG
9/25/64	Richie Allen vs MIL
6/11/65	Johnny Callison vs HOU
8/01/66	Richie Allen vs HOU
5/15/89	Bob Dernier vs SF

INSIDE-THE-PARK, VET STADIUM

8/18/72	Larry Bowa vs HOU	8/30/82	Mike Schmidt vs ATL	9/24/92	Juan Bell vs CHI
7/10/76	Bob Boone vs SD	6/12/85	Glenn Wilson vs NYM	4/28/99	Ron Gant vs CIN
7/23/76	Dave Cash vs PIT	7/24/85	Von Hayes vs HOU	5/14/99	Bobby Abreu vs NYM
7/03/77	Mike Schmidt vs PIT	8/25/85	Juan Samuel vs SF	7/02/99	Scott Rolen vs CHI
9/16/78	Mike Schmidt vs NYM	5/15/89	Bob Dernier vs SF		
7/31/79	Bake McBride vs CHI	7/24/90	Lenny Dykstra vs NYM		
8/21/80	Larry Bowa vs SD	5/26/92	Mickey Morandini vs ATL		

HOME RUNS - SEASON

30 OR MORE, ONE SEASON

HR	PLAYER	YEAR	HR	PLAYER	YEAR	HR	PLAYER	YEAR
48	- Mike Schmidt	1980	36	- Mike Schmidt	1974	31	- Don Hurst (LH)	1929
45	- Mike Schmidt	1979	36	- Mike Schmidt	1984	31	- Chuck Klein	1931
43	- Chuck Klein (LH)	1929	35	- Greg Luzinski	1978	31	- Del Ennis	1950
41	- Cy Williams (LH)	1923	35	- Mike Schmidt	1982	31	- Johnny Callison (LH)	1964
40	- Chuck Klein (LH)	1930	35	- Mike Schmidt	1987	31	- Mike Schmidt	1981
40	- Richie Allen	1966	34	- Deron Johnson	1971	31	- Scott Rolen	1998
40	- Mike Schmidt	1983	34	- Greg Luzinski	1975	31	- Mike Lieberthal	1999
39	- Greg Luzinski	1977	33	- Richie Allen	1968	30	- Cy Williams (LH)	1927
38	- Chuck Klein (LH)	1932	33	- Mike Schmidt	1985	30	- Del Ennis	1948
38	- Mike Schmidt	1975	32	- Lefty O'Doul (LH)	1929	30	- Willie Montanez (LH)	1971
38	- Mike Schmidt	1976	32	- Stan Lopata	1956	30	- Benito Santiago	1996
38	- Mike Schmidt	1977	32	- Johnny Callison (LH)	1965			
37	- Mike Schmidt	1986	32	- Richie Allen	1969			

LH - Left-handed Hitters

TRIOS, ONE SEASON

Chuck Klein	43	Greg Luzinski	39	Mike Schmidt	38	Mike Schmidt	35
Lefty O'Doul	32	Mike Schmidt	38	Greg Luzinski	39	Juan Samuel	28
Don Hurst	31	Richie Hebner	18	Richie Allen	12	Von Hayes	21
Total in 1929	106	Total in 1977	95	Total in 1975	84	Total in 1987	84

DUOS, ONE SEASON

Greg Luzinski	39	Chuck Klein	43	Mike Schmidt	38	Mike Schmidt	48
Mike Schmidt	38	Lefty O'Doul	32	Greg Luzinski	34	Greg Luzinski	19
Total in 1977	77	Total in 1929	75	Total in 1975	72	Total in 1980	67
Deron Johnson	34	Mike Schmidt	35				
Willie Montanez	30	Juan Samuel	28				
Total in 1971	64	Total in 1987	63				

30 HOMERS AND 100 RBI, SAME SEASON

Year	Player	HR/RBI	Year	Player	HR/RBI
1923	Cy Williams (L)	41/114	1975	Greg Luzinski	34/120
1929	Chuck Klein (L)	43/145	1976	Mike Schmidt	38/107
1929	Don Hurst (L)	31/125	1977	Greg Luzinski	39/130
1929	Lefty O'Doul (L)	32/122	1977	Mike Schmidt	38/101
1930	Chuck Klein (L)	40/170	1978	Greg Luzinski	35/101
1931	Chuck Klein (L)	31/121	1979	Mike Schmidt	45/114
1932	Chuck Klein (L)	38/137	1980	Mike Schmidt	48/121
1950	Del Ennis	31/126	1983	Mike Schmidt	40/109
1964	Johnny Callison (L)	31/104	1984	Mike Schmidt	36/106
1965	Johnny Callison (L)	32/101	1986	Mike Schmidt	37/119
1966	Richie Allen	40/110	1987	Mike Schmidt	35/113
1974	Mike Schmidt	36/116	1998	Scott Rolen	31/110

(Schmidt is the leader with nine 30/100 seasons; Klein had four; Luzinski three; Callison two; six others had one each)

HOME RUNS - SEASON

EACH PARK, ONE SEASON

1929	-	Chuck Klein	1950	-	Dick Sisler
1941	-	Danny Litwhiler	1952	-	Del Ennis
1944	-	Ron Northey	1959	-	Wally Post
1948	-	Del Ennis	1979	-	Mike Schmidt
1950	-	Andy Seminick			

MOST PLAYERS WITH 20 HOMERS

- 4 - 1962 Don Demeter, Johnny Callison, Roy Sievers, Tony Gonzalez
- 1999 Mike Lieberthal, Scott Rolen, Rico Brogna, Bobby Abreu
- 3 - 1929 Chuck Klein, Lefty O'Doul, Don Hurst
- 1950 Del Ennis, Willie Jones, Andy Seminick
- 1965 Johnny Callison, Dick Stuart, Richie Allen
- 1987 Mike Schmidt, Juan Samuel, Von Hayes
- 1997 Scott Rolen, Rico Brogna, Mike Lieberthal

CONSECUTIVE 20 HOME RUN SEASONS

Seasons	Player	Years	Seasons	Player	Years
14	Mike Schmidt	1974-87	5	Del Ennis	1952-56
6	Richie Allen	1964-69	4	Johnny Callison	1962-65
5	Chuck Klein	1929-33	4	Greg Luzinski	1975-78

MOST PLAYERS IN DOUBLE HOME RUN FIGURES

- 7 - 1977 Luzinski, Schmidt, Hebner, Johnstone, Maddox, Boone, McBride
- 1987 Schmidt, Samuel, Hayes, Parrish, James, Aguayo, Wilson
- 1993 Daulton, Incaviglia, Dykstra, Hollins, Kruk, Chamberlain, Duncan
- 6 - 1950 Ennis, Jones, Seminick, Goliath, Sisler, Hamner
- 1955 Ennis, Lopata, Jones, Greengrass, Seminick, Morgan
- 1969 Allen, Hisle, Johnson, Callison, Briggs, Ryan
- 1973 Luzinski, Robinson, Schmidt, Montanez, Unser, Boone
- 1978 Luzinski, Schmidt, Hebner, Boone, Maddox, McBride
- 1984 Schmidt, Virgil, Hayes, Samuel, Lezcano, Matuszek
- 1986 Schmidt, Hayes, Samuel, Wilson, Russell, Redus
- 1988 James, Parrish, Samuel, Schmidt, Bradley, Jordan
- 1999 Lieberthal, Rolen, Brogna, Abreu, Gant, Gianville

MOST MULTIPLE HOME RUN GAMES

- 7 - Richie Allen, 1968
- 6 - Cy Williams, 1923
- Chuck Klein, 1931
- Mike Schmidt, 1974
- 5 - Greg Luzinski, 1977
- Mike Schmidt, 1980
- Mike Schmidt, 1983
- Von Hayes, 1989

MOST HOME RUNS AT HOME

- 29 - Chuck Klein, 1932
- 26 - Cy Williams, 1923
- Chuck Klein, 1930
- 25 - Chuck Klein, 1929
- Mike Schmidt, 1980
- 24 - Dolf Camilli, 1936
- 22 - Chuck Klein, 1931
- Deron Johnson, 1971
- Mike Schmidt, 1975
- Greg Luzinski, 1977

MOST HOME RUNS ON THE ROAD

- 29 - Mike Schmidt, 1979
- 23 - Richie Allen, 1966
- Mike Schmidt, 1980
- 22 - Del Ennis, 1948
- Benito Santiago, 1996
- 21 - Mike Schmidt, 1976
- Mike Schmidt, 1977
- Mike Schmidt, 1983
- Mike Lieberthal, 1999
- 20 - Mike Schmidt, 1984
- Mike Schmidt, 1987
- 19 - Don Demeter, 1962
- Mike Schmidt, 1985

RUNS BATTED IN

BY THE MONTH

April	Von Hayes, 1989 (22)	July	Chuck Klein, 1929 (40)
May	Cy Williams, 1923 (44)	August	Don Demeter, 1962 (31)
June	Chuck Klein, 1930 (36)	Sept.	Gary Matthews, 1981 (31)

MOST IN ONE MONTH

44	Cy Williams, 1923 (May)	33	Chuck Klein, 1932 (June)
40	Chuck Klein, 1929 (July)	33	Greg Luzinski, 1973 (June)
39	Del Ennis, 1950 (July)	32	Don Hurst, 1932 (May)
38	Pinky Whitney, 1932 (July)	32	Chuck Klein, 1930 (May)
38	Chuck Klein, 1930 (July)	32	Del Ennis, 1954 (May)
36	Chuck Klein, 1930 (June)	32	Mike Schmidt, 1974 (June)
34	Don Hurst, 1929 (July)	32	Greg Luzinski, 1977 (July)
34	Dick Allen, 1966 (June)	32	Mike Schmidt, 1979 (July)
33	Chuck Klein, 1929 (May)		

MOST CONSECUTIVE GAMES WITH AN RBI

10 -	Pinky Whitney, 1931	8 -	Don Hurst, 1929
			Buzz Arlett, 1931
9 -	Pinky Whitney, 1928		Don Hurst, 1932
	Don Hurst, 1932		Chuck Klein, 1932
			Wes Schulmerich, 1933
			Del Ennis, 1955
			Mike Schmidt, 1984
			Darren Daulton, 1992
			Todd Zeile, 1996
			Rico Brogna, 1998
			Rico Brogna, 1999

MOST, ONE GAME - PHILLIES

RBI	Player	Date	Opponent
8 -	Kitty Bransfield	7/11/10	at Pittsburgh
	Gavvy Cravath	8/08/15	at Cincinnati
	Willie Jones	8/20/58	at St. Louis
	Mike Schmidt	4/17/76*	at Chicago
7 -	Ed Delahanty	7/13/94	at Chicago
	Lee King	4/28/21	at Brooklyn
	Cy Williams	5/20/27	vs Cincinnati
	Dolph Camilli	4/19/35	vs New York Giants
	Granny Hamner	7/17/48	at St. Louis
	Del Ennis	7/27/50	vs Chicago
	Del Ennis	7/23/55	vs St. Louis
	Don Demeter	9/12/61	at Los Angeles
	Richie Allen	9/29/68	at New York Mets
	Greg Luzinski	6/11/77	at Atlanta
	Rico Brogna	8/25/99	vs San Diego
	*10 innings		

MOST, ONE GAME - OPPOSITION

RBI	Player	Date	Opponent
8 -	Babe Herman	7/20/33	at Chicago
	Mel Ott	5/11/36	vs New York Giants
	Alex Kampouris	5/09/37	vs Cincinnati
	Ed Bailey	7/22/65	at Chicago
	Chris Speier	9/22/82	at Montreal
7 -	George Kelly	7/25/28	vs Cincinnati
	Pie Traynor	6/06/30	vs Pittsburgh
	Frank Demaree	7/26/36	vs Chicago
	Dom Dallessandro	8/26/41	vs Chicago
	Johnny Bench	5/09/73	vs Cincinnati
	Joe Morgan	8/19/74	at Cincinnati
	Bill Buckner	5/17/79	at Chicago
	George Hendrick	6/29/82	vs St. Louis
	Will Clark	7/14/81	vs San Francisco
	Mike Piazza	8/27/95	vs Los Angeles
	Gary Sheffield	9/18/95	vs Florida
	Jeff Blauser	5/11/96	vs Atlanta

PINCH-HITTING

TEAM TOTALS

Year	AVG.	AB	H	HR	RBI
1950	.250	124	31	2	21
1951	.167	146	29	2	14
1952	.204	113	23	4	16
1953	.219	137	30	2	19
1954	.225	120	27	2	20
1955	.210	138	29	2	16
1956	.217	180	39	2	39
1957	.178	163	29	5	21
1958	*.308	208	*64	*11	*64
1959	.247	215	53	*9	53
1960	.195	261	51	4	30
1961	.219	260	57	2	30
1962	.203	227	46	2	28
1963	.198	217	43	*8	*36
1964	.232	215	50	2	*30
1965	.202	228	46	2	24
1966	.212	208	44	1	19
1967	.184	255	47	3	26
1968	.242	186	*45	*5	23
1969	.156	173	27	0	14
1970	.242	207	50	*6	41
1971	.196	184	36	3	17
1972	.213	221	*47	*5	21
1973	.256	227	58	4	29
1974	.281	210	59	*9	41
1975	.247	247	61	4	42
1976	.233	215	50	1	21
1977	.249	213	53	2	42
1978	.193	218	42	*8	40
1979	.229	218	50	5	29
1980	.276	174	48	0	25
1981	.227	132	30	2	17
1982	.217	189	41	0	23
1983	.242	227	55	4	35
1984	.241	290	70	10	60
1985	.205	244	50	4	29
1986	.267	224	60	6	32
1987	.233	258	60	4	21
1988	.230	243	56	1	23
1989	.199	286	57	3	30
1990	.211	246	52	4	29
1991	.241	245	59	2	33
1992	.233	219	51	4	26
1993	.253	198	50	2	26
1994	.272	147	40	3	27
1995	.233	215	50	7	37
1996	.216	213	46	5	26
1997	.183	246	45	3	26
1998	.232	224	52	5	30
1999	.255	204	52	5	29

*League Leader

Team Leader, Average (min. 16 AB)

Year	Player	AVG.	AB	H	HR	RBI
1950	Dick Whitman	.308	39	*12	0	5
1951	Bill Nicholson	.306	36	11	0	9
1952	Bill Nicholson	.250	32	8	3	10
1953	Connie Ryan	.350	20	7	1	4
	Eddie Waitkus	.350	20	7	0	1
1954	Smoky Burgess	.353	17	6	1	7
1955	Glen Gorbous	.265	34	9	1	3
1956	Solly Hemus	.273	33	9	0	0
1957	Ron Northey	.269	26	7	1	5
1958	Bob Bowman	*.419	31	13	3	9
1959	Dave Philley	.395	38	15	0	11
1960	Bobby Gene Smith	.315	35	11	1	8
1961	Tony Gonzalez	.375	16	6	1	3
1962	Wes Covington	.300	30	9	0	6
1963	Wes Covington	.320	25	8	2	9
1964	John Herrnstein	.333	21	7	1	5
1965	Alex Johnson	.296	27	8	1	1
1966	Doug Clemens	.245	49	12	0	8
1967	Doug Clemens	.204	54	11	0	4
1968	Rick Joseph	.292	24	7	2	3
1969	Terry Harmon	.222	18	4	0	0
1970	Rick Joseph	.297	37	11	3	7
1971	Byron Browne	.259	27	7	1	2
1972	Tommy Hutton	*.421	19	8	0	3
1973	M.Rogodzinski	.340	47	*16	2	7
1974	Tony Taylor	.370	46	17	2	12
1975	Jay Johnstone	.400	25	10	1	6
1976	Ollie Brown	.346	26	9	1	8
1977	Dave Johnson	.346	26	9	1	11
1978	Dave Johnson	.316	19	6	2	11
1979	Del Unser	.304	46	14	4	14
1980	Del Unser	.316	38	12	0	6
1981	George Vukovich	.455	11	5	1	3
1982	Greg Gross	.358	53	*19	0	7
1983	Pete Rose	.364	22	8	0	2
1984	Len Matuszek	.417	24	10	3	10
1985	Jeff Stone	.278	18	5	1	1
1986	Jeff Stone	.333	21	7	1	3
1987	Keith Hughes	.421	19	8	0	3
1988	Tommy Barrett	.381	21	8	0	2
1989	Randy Ready	.263	19	5	1	3
1990	Randy Ready	.267	45	12	0	5
1991	Jim Lindeman	.361	36	13	0	2
1992	Jim Lindeman	.400	20	8	1	5
1993	Milt Thompson	.320	25	8	0	3
1994	Pete Incaviglia	.350	20	7	1	3
1995	Tony Longmire	.303	33	19	3	11
1996	Ruben Amaro	.387	31	12	1	10
1997	Kevin Sefcik	.316	19	6	0	0
1998	Kevin Jordan	.278	54	15	2	10
1999	Alex Arias	*.545	22	12	0	9

*League Leader

Most Pinch-Hits, Career

117	Greg Gross (L)
53	Tony Taylor
52	Tommy Hutton (L)
47	Tim McCarver (L)
43	Ricky Jordan
37	Dave Philley (SW)
35	John Briggs (L)
35	Del Unser (L)
34	Kevin Jordan
33	Wes Covington (L)
33	Cy Williams (L)

Most Pinch-Hits, Season

20	Roy (Doc) Miller, 1913 (L)
19	Greg Gross, 1982 (L)
18	Rene Montague, 1945 (L); Dave Philley, 1958 (SW)
17	Tony Taylor, 1974
16	Mike Rogodzinski, 1973 (L); Ricky Jordan, 1993
15	Harry McCurdy, 1933 (L); Schoolboy Rowe, 1943; Dave Philley, 1959 (L); Greg Gross, 1987 (L); Kevin Jordan, 1998

PINCH-HITTING

YEARLY LEADERS IN PINCH-HITS

Year	PH Player	Year	PH Player	Year	PH Player	Year	PH Player
1883-91	no player had a PH	1909	5 Joe Ward	1938	5 Cap Clark	1967	11 Doug Clemens
1892	1* Charlie Reilly	1910	3 Red Dooen	1939	8 Emmett Mueller	1968	11 Rick Joseph
1893	2* John Sharrott		3 Jimmy Walsh	1940	4 Herschel Martin	1969	4 Terry Harmon
1894	2* Mike Grady	1911	4 John Titus		4 Emmett Mueller	1970	11 Rick Joseph
1895	2* Tuck Tucker	1912	7 Roy Miller		4 Bennie Warren	1971	7 Byron Browne
1896	1 Ed Delahanty	1913	20* Roy Miller	1941	5 Chuck Klein	1972	8 Tommy Hutton
	1 Bill Hulen	1914	10 Josh Devore		5 John Rizzo	1973	16* Mike Rogodzinski
1897	1 Jack Boyle	1915	3 Dode Paskert	1942	5 Earl Naylor	1974	17 Tony Taylor
	1 Kid Carsey		3 Bud Weiser	1943	15* Schoolboy Rowe	1975	11 Tommy Hutton
	1 Jack Clements	1916	6 Claude Cooper	1944	8 Coaker Triplett	1976	9 Ollie Brown
	1 Billy Nash	1917	5 Frank Schulte	1945	18* Rene Monteagudo	1977	10 Tommy Hutton
	1 Al Orth	1918	8* Mike Fitzgerald	1946	8 Lou Novikoff	1978	9 Jose Cardenal
1898	2 Al Orth	1919	6 Gavvy Cravath	1947	9 Charlie Gilbert	1979	14 Del Unser
1899	2 Pearce Chiles	1920	12* Gavvy Cravath	1948	7 Bama Rowell		14 Greg Gross
	2 Ed Delahanty	1921	9 Bevo LeBoureau		7 Harry Walker	1980	12 Del Unser
	2 Nap Lajoie	1922	4 Bevo LeBoureau	1949	7 Buddy Blattner	1981	6 Greg Gross
1900	1 Klondike Douglass	1923	6 Clarence Mitchell	1950	12* Dick Whitman	1982	9* Greg Gross
1901	1 Jack Dunn	1924	7 Butch Henline	1951	11 Bill Nicholson	1983	11 Joe Lefebvre
	1 Al Orth	1925	6 Russ Wrightstone	1952	8 Bill Nicholson	1984	13 Greg Gross
	1 Rabbit Slagle	1926	6 Wayland Dean	1953	7 Connie Ryan	1985	7 Greg Gross
1902	2 Fred Jacklitsch	1927	7 Jack Scott		7 Eddie Waitkus		7 Derrell Thomas
1903	3 Red Dooen	1928	7 Cy Williams	1954	6 Smoky Burgess	1986	13 Greg Gross
	3 Frank Roth	1929	9 Cy Williams	1955	9 Glen Gorbous	1987	15 Greg Gross
1904	4* Frank Roth	1930	8 Harry McCurdy	1956	14* Frank Baumholtz	1988	13 Greg Gross
1905	3 Red Dooen		8 Tripp Sigman	1957	7 Ron Northey	1989	11 Curt Ford
	3 Hugh Duffy		8 Cy Williams	1958	18* Dave Philley	1990	12 Randy Ready
	3 Otto Krueger	1931	7 Harry McCurdy	1959	15 Dave Philley	1991	13 Jim Lindeman
1906	1 Jerry Donovan	1932	5 Fred Brickell	1960	12 Clay Dalrymple	1992	13 Jeff Grotewold
	1 Red Dooen	1933	15* Harry McCurdy	1961	6 Tony Gonzalez	1993	16 Ricky Jordan
	1 John Lush	1934	7 Harvey Hendrick	1962	9 Wes Covington	1994	8 Tony Longmire
	1 John Titus	1935	5 Al Todd	1963	8 Wes Covington	1995	12 Gary Varsho
	1 Joe Ward	1936	8 Jimmie Wilson	1964	7 John Herrnstein	1996	12 Ruben Amaro
1907	7* Wilfred Osborn	1937	7 Earl Browne	1965	8 Alex Johnson	1997	13 Kevin Jordan
1908	3 Ernie Courtney		7 Johnny Moore	1966	12 Doug Clemens	1998	15 Kevin Jordan
						1999	14 Kevin Sefcik

*League Leader

PINCH HOMERS, CAREER

(There have been 262 pinch homers hit in Phillies history by 149 players)

9 - Cy Williams

6 - Gavvy Cravath, Rick Joseph, Del Unser

5 - Gene Freese, Bill Nicholson

4 - Bob Bowman, Ollie Brown, Johnny Callison, Dave Hollins, Kevin Jordan, Wally Post, Rip Repulski

3 - Luis Aguayo, Jeff Grotewold, Von Hayes, Tommy Hutton, Dave Johnson, Deron Johnson, Tony Longmire, Stan Lopata, Jerry Martin, Len Matuszek, John Russell, Tony Taylor

2 - 37 players

1 - 87 players

MOST PINCH HOMERS, SEASON

5 - Gene Freese (1959)

4 - Rip Repulski (1958), Del Unser (1979)

3 - Cy Williams (1928), Bill Nicholson (1952), Bob Bowman (1958), Wally Post (1958), Rick Joseph (1970), Jerry Martin (1978), Len Matuszek (1984), Dave Hollins (1990)*, Jeff Grotewold (1992), Tony Longmire (1995)

*Has hit one from each side of the plate.

PINCH HOMERS CONSECUTIVE AT BATS

3 - Del Unser - 6/30/79
7/05/79
7/10/79

2 - Cy Williams - 6/02/28, 6/06/28
Lefty O'Doul - 9/09/30, 9/13/30
Rip Repulski - 8/22/58, 8/24/58
Gene Freese - 4/18/59, 4/23/59
Jerry Martin - 5/18/78, 5/26/78
Jeff Grotewold - 7/07/92 (gm 2), 7/08/92

STOLEN BASES

TEAM					INDIVIDUAL (PCT.)				
	Year	ATT	SB	CS	PCT	Player	ATT	SB	CS
1951	91	63	28	.692	Richie Ashburn	35	29	6	.829
1952	101	60	41	.594	Richie Ashburn	27	16	11	.593
1953	63	42	21	.667	Richie Ashburn	20	14	6	.700
1954	57	30	27	.526	Richie Ashburn	19	11	8	.579
1955	76	44	32	.579	Richie Ashburn	32	12	10	.545
1956	68	45	23	.662	Richie Ashburn	11	10	1	.908
1957	83	57	26	.687	Chico Fernandez	23	18	5	.783
1958	84	51	33	.607	Richie Ashburn	42	30	12	.714
1959	85	39	46	.459	Richie Ashburn	20	9	11	.450
1960	93	45	48	.484	Tony Taylor	37	26	11	.703
1961	86	56	30	.651	Tony Gonzalez	20	15	5	.750
1962	121	79	42	.653	Tony Taylor	29	20	9	.690
1963	95	56	39	.589	Tony Taylor	32	23	9	.719
1964	65	30	35	.462	Tony Taylor	20	13	7	.650
1965	78	46	32	.590	Richie Allen	17	15	2	.882
1966	98	56	42	.571	Bill White	22	16	6	.727
1967	141	79	62	.560	Richie Allen	25	20	5	.800
1968	109	58	51	.532	Tony Taylor	27	22	5	.815
1969	122	73	49	.598	Tony Taylor	29	19	10	.655
1970	136	72	64	.529	Larry Bowa	36	24	12	.667
1971	102	63	39	.618	Larry Bowa	39	28	11	.718
1972	92	42	50	.457	Larry Bowa	26	17	9	.654
1973	86	41	45	.477	Larry Bowa	16	10	6	.625
1974	98	51	47	.520	Larry Bowa	50	39	11	.780
1975	173	115	58	.665	Mike Schmidt	41	29	12	.707

TEAM Year					INDIVIDUAL (PCT.)				
	ATT	SB	CS	PCT	Player	ATT	SB	CS	PCT
1976	183	126	57	.689	Larry Bowa	38	30	8	.789
1977	197	127	70	.645	Larry Bowa	35	32	3	.914
1978	203	135	68	.665	Garry Maddox	40	33	7	.825
1979	210	152	58	.724	Garry Maddox	39	26	13	.667
1980	204	128	76	.627	Lonnie Smith	46	33	13	.717
1981	212	140	62	.660	Lonnie Smith	31	21	10	.677
1982	151	103	48	.682	Bob Dernier	54	42	12	.778
1983	204	128	76	.627	Bob Dernier	42	35	7	.833
1984	246	186	60	.756	Juan Samuel	87	72	15	.809
1985	173	122	51	.705	Juan Samuel	72	53	19	.736
1986	212	153	59	.722	Milt Thompson	23	19	4	.826
1987	160	111	49	.694	Milt Thompson	56	46	10	.821
1988	161	112	49	.696	Juan Samuel	43	33	10	.767
1989	156	106	50	.679	Von Hayes	35	28	7	.800
1990	143	108	35	.755	Lenny Dykstra	38	33	5	.868
1991	122	92	30	.754	Lenny Dykstra	28	24	4	.857
1992	158	127	31	.804	Lenny Dykstra	35	30	5	.857
1993	123	91	32	.740	Lenny Dykstra	49	37	12	.755
1994	91	67	24	.736	Lenny Dykstra	19	15	4	.789
1995	97	72	25	.742	Jim Eisenreich	10	10	0	1.000
1996	158	117	41	.741	Mickey Morandini	31	26	5	.838
1997	148	92	56	.622	Rico Brogna	15	12	3	.800
1998	142	97	45	.683	Doug Glanville	29	23	6	.793
1999	160	125	35	.781	Doug Glanville	36	34	2	.944

MOST PLAYERS WITH 20 STEALS

6 - 1908	Sherry Magee, Kitty Bransfield, Eddie Grant, Otto Knabe, John Titus, Red Dooon
4 - 1900	Roy Thomas, Elmer Flick, Jimmy Slagle, Nap Lajoie
1901	Elmer Flick, Ed Delahanty, Roy Thomas, Monte Cross
1909	Sherry Magee, Eddie Grant, John Titus, Johnny Bates
1910	Sherry Magee, Johnny Bates, Eddie Grant, John Titus
1911	Hans Lobert, Dode Paskert, Otto Knabe, Sherry Magee
1916	Possum Whitted, Dode Paskert, Milt Stock, Bert Niehoff
1979	Garry Maddox, Bake McBride, Larry Bowa, Pete Rose

MOST BY TWO TEAMMATES

120 - 1984	Juan Samuel (72), Von Hayes (48)
81 - 1987	Milt Thompson (46), Juan Samuel (35)
80 - 1910	Sherry Magee (49), Johnny Bates (31)
77 - 1906	Sherry Magee (55), Roy Thomas (22)
75 - 1905	Sherry Magee (48), Kitty Bransfield (27)

MOST BY THREE TEAMMATES

147 - 1984	Juan Samuel (72), Von Hayes (48), Jeff Stone (27)
106 - 1900	Roy Thomas (37), Elmer Flick (35), Jimmy Slagle (34)
105 - 1910	Sherry Magee (49), Johnny Bates (31), Eddie Grant (25)

SEASON LEADER BY POSITION

Pos	Player	SB	Year
P	Johnny Lush	6	1906
C	Red Dooon	20	1908
1B	Kitty Bransfield	30	1908
2B	Juan Samuel	72	1984
SS	Larry Bowa	39	1974
3B	Hans Lobert	41	1913
LF	Sherry Magee	55	1906
CF	Von Hayes	48	1984
RF	Elmer Flick	35	1900

MOST STEALS, ONE GAME - CLUB

11 -	July 12, 1906 at STL (Sherry Magee 4, Kid Gleason 2, Red Dooon, Mickey Doolan, Johnny Lush, Roy Thomas and John Titus 1)
10 -	August 31, 1906 vs NYG (Sherry Magee 4, Kitty Bransfield, Mickey Doolan, Kid Gleason, Paul Sentelle, Roy Thomas and John Titus 1)

SEASON TOP TEN

GAMES

Rose, 1979	163
R.Allen, 1964	162
Callison, 1964	162
Bowa, 1974	162
Cash, 1974	162
Schmidt, 1974	162
Cash, 1975	162
Rose, 1980	162
Matthews, 1982	162
Rose, 1982	162

AT BATS

Samuel, 1984	701
Cash, 1975	699
Cash, 1974	687
Glanville, 1998	678
Bowa, 1974	669
Cash, 1976	666
Samuel, 1985	663
Ashburn, 1949	662
Hamner, 1949	662
Rose, 1980	655
Samuel, 1987	655

RUNS

Hamilton, 1894	196
Hamilton, 1895	166
Klein, 1930	158
O'Doul, 1929	152
Klein, 1932	152
Delahanty, 1894	149
Delahanty, 1895	149
Delahanty, 1893	145
Dykstra, 1993	143
Hamilton, 1891	141

HITS

O'Doul, 1929	254
Klein, 1930	250
Delahanty, 1899	234
Klein, 1932	226
Hamilton, 1894	223
Klein, 1933	223
Thompson, 1893	222
Ashburn, 1951	221
Delahanty, 1893	219
Klein, 1929	219

SINGLES

O'Doul, 1929	181
Ashburn, 1951	181
Hamilton, 1894	179
Ashburn, 1958	176
Ashburn, 1953	169
Hamilton, 1895	167
Cash, 1974	167
Cash, 1975	166
Thomas, 1899	162
Fullis, 1933	162
Cash, 1976	162

DOUBLES

Klein, 1930	59
Delahanty, 1899	56
Klein, 1932	50
Delahanty, 1895	49
Bartell, 1932	48
E.Allen, 1935	46
V.Hayes, 1896	46
Thompson, 1895	45
Klein, 1929	45
Rolen, 1998	45

TRIPLES

Thompson, 1894	27
Lajoie, 1897	25
Delahanty, 1892	21
Thompson, 1895	21
Wood, 1887	19
Samuel, 1984	19
Delahanty, 1893	18
Fogarty, 1889	17
Delahanty, 1896	17
Flick, 1901	17
Magee, 1905	17
Magee, 1910	17

HOME RUNS

Schmidt, 1980	48
Schmidt, 1979	45
Klein, 1929	43
Williams, 1923	41
Klein, 1930	40
R.Allen, 1966	40
Schmidt, 1983	40
Luzinski, 1977	39
Klein, 1932	38
Schmidt, 1975	38
Schmidt, 1976	38
Schmidt, 1977	38

EXTRA-BASE HITS

Klein, 1930	107
Klein, 1932	103
Klein, 1929	94
Thompson, 1895	84
Schmidt, 1980	81
R.Allen, 1964	80
Samuel, 1987	80
Rolen, 1998	80
Klein, 1933	79
Luzinski, 1977	77

RBI

Klein, 1930	170
Thompson, 1895	165
Delahanty, 1893	146
Klein, 1929	145
Hurst, 1932	143
Thompson, 1894	141
Delahanty, 1899	137
Klein, 1932	137
Delahanty, 1894	131
Luzinski, 1977	130

STOLEN BASES

Hamilton, 1891	115
Fogarty, 1887	102
Hamilton, 1890	102
Fogarty, 1889	99
Hamilton, 1894	99
Hamilton, 1895	95
Samuel, 1984	72
Fogarty, 1888	58
Delahanty, 1898	58
Andrews, 1887	57

TOTAL BASES

Klein, 1930	445
Klein, 1932	420
Klein, 1929	405
O'Doul, 1929	397
Klein, 1933	365
Thompson, 1895	352
R.Allen, 1964	352
Delahanty, 1893	347
Klein, 1931	347
Schmidt, 1980	342

SLUGGING PCT.

Klein, 1930687
Thompson, 1894670
Klein, 1929657
Thompson, 1895654
Klein, 1932646
Schmidt, 1981644
R.Allen, 1966632
Delahanty, 1896631
Schmidt, 1980624
O'Doul, 1929622

WALKS

Dykstra, 1993	129
Schmidt, 1983	128
Hamilton, 1894	126
Ashburn, 1954	125
V.Hayes, 1987	121
Schmidt, 1979	120
Daulton, 1993	117
Connor, 1892	116
Camilli, 1936	116

INTENTIONAL WALKS

Schmidt, 1986	26
Sizemore, 1977	21
R.Allen, 1967	18
Schmidt, 1981	18
DeJesus, 1983	18
Callison, 1967	17
Luzinski, 1975	17
Schmidt, 1982	17
Schmidt, 1983	17
Hebner, 1978	16
V.Hayes, 1990	16
Kruk, 1990	16
Kruk, 1991	16

SACRIFICE FLIES

Montanez, 1971	13
Schmidt, 1980	13
Ennis, 1954	11
Demeter, 1962	11
Luzinski, 1976	11
V.Hayes, 1990	10
Brogna, 1998	10
12 with	9

ON-BASE PCT.

O'Doul, 1929465
O'Doul, 1930453
Thomas, 1903450
Ashburn, 1955449
Camilli, 1937446
Abreu, 1999446
Magee, 1910445
Walker, 1947443
Camilli, 1936441
Ashburn, 1954441

HIT BY PITCH

Hollins, 1992	19
Bradley, 1988	16
Bouchee, 1957	14
Taylor, 1964	13
Rolen, 1997	13
Taylor, 1965	12
Samuel, 1988	12
Luzinski, 1976	11
Schmidt, 1976	11
Luzinski, 1978	11
Rolen, 1998	11
Lieberthal, 1999	11

PHILLIES HITTING FOR THE CYCLE

4/24/94 -	Lave Cross at Brooklyn
8/17/94 -	Sam Thompson vs. Louisville
8/05/27 -	Cy Williams at Pittsburgh
7/01/31 -	Chuck Klein vs. Chicago
5/26/33 -	Chuck Klein at St. Louis
6/27/63 -	Johnny Callison at Pittsburgh
8/25/95 -	Gregg Jefferies vs. Los Angeles

SEASON LEADERS

300 BATTING AVERAGE (Minimum 400 AB)

1900	Flick (LH).....	.378
	Lajoie.....	.346
	Delahanty.....	.323
	Thomas (LH).....	.316
1901	Delahanty.....	.354
	Flick (LH).....	.336
	Thomas (LH).....	.309
1903	Thomas (LH).....	.327
	Keister.....	.320
	Wolverton.....	.308
1905	Thomas (LH).....	.317
	Titus (LH).....	.308
1907	Magee.....	.328
1908	Bransfield.....	.304
1910	Magee.....	.331*
	Bates (LH).....	.305
1911	Luderus (LH).....	.301
1912	Paskert.....	.315
	Magee.....	.306
1913	Cravath.....	.341
	Magee.....	.306
	Robert.....	.300
1914	Becker (LH).....	.325
	Magee.....	.314
1915	Luderus (LH).....	.315
1919	Meusel.....	.305
1920	C. Williams (LH).....	.325
	Meusel.....	.309
1921	C. Williams (LH).....	.320
1922	Walker (LH).....	.337
	C. Lee.....	.322
	Henline.....	.316
	C. Williams (LH).....	.308
1923	Tierney.....	.317
	Mokan.....	.313
	Holke.....	.311
1924	C. Williams (LH).....	.328
	Holke.....	.300
1925	Harper (LH).....	.349
	Fonseca.....	.319
1926	Leach (LH).....	.329
	Mokan.....	.303
1927	Leach (LH).....	.306
	Wrightstone (LH).....	.306
	F. Thompson.....	.303
1928	Leach (LH).....	.304
	Whitney.....	.301
1929	O'Doul (LH).....	.398*
	Klein (LH).....	.356
	Whitney.....	.327
	F. Thompson.....	.324
	Hurst (LH).....	.304
	Frlberg (LH).....	.301
1930	Klein (LH).....	.386
	O'Doul (LH).....	.383
	Whitney.....	.342
1931	Klein (LH).....	.337
	Arlott.....	.313
	Hurst (LH).....	.305
1932	Klein (LH).....	.348
	Hurst (LH).....	.339
	S. Davis.....	.336
	K. Davis.....	.309
	Bartell.....	.308
	Lee.....	.303
1933	Klein (LH).....	.368*
	S. Davis.....	.349
	Fullis.....	.309
1934	Moore (LH).....	.343
	E. Allen.....	.330
	Bartell.....	.310
	Chiozza (LH).....	.304

300 BATTING AVERAGE (Minimum 400 AB) (continued)

1935	Moore (LH).....	.323
	E. Allen.....	.307
1936	Moore.....	.328
	Camilli (LH).....	.315
	Klein (LH).....	.309
1937	Whitney.....	.341
	Camilli (LH).....	.339
	Klein (LH).....	.325
1939	Arnovich.....	.324
1941	Etten (LH).....	.311
	Litwhiler.....	.305
1945	Wassell.....	.300
1946	Ennis.....	.313
1947	Walker (LH).....	.363*
1948	Ashburn (LH).....	.333
1949	Ennis.....	.302
1950	Ennis.....	.311
	Ashburn (LH).....	.303
1951	Ashburn (LH).....	.344
1953	Ashburn (LH).....	.330
1954	Ashburn (LH).....	.313
1955	Ashburn (LH).....	.338*
1956	Ashburn (LH).....	.303
1958	Ashburn (LH).....	.350*
	H. Anderson (LH).....	.301
1962	Demeter.....	.307
	Gonzalez (LH).....	.302
	Callison (LH).....	.300
1963	Gonzalez (LH).....	.306
1964	Allen (LH).....	.318
1965	Rojas.....	.303
	Allen.....	.302
1966	Allen.....	.317
1967	Gonzalez (LH).....	.339
	Allen.....	.307
1970	Taylor.....	.301
1974	Montanez (LH).....	.304
	Cash.....	.300
1975	Bowa (SW).....	.305
	Cash.....	.305
	Luzinski.....	.300
1976	Maddox.....	.330
	Johnstone (LH).....	.318
	Luzinski.....	.304
1977	McBride (LH).....	.316
	Luzinski.....	.309
1979	Rose (SW).....	.331
1980	McBride (LH).....	.309
1981	Rose (SW).....	.325
	Schmidt.....	.316
	Matthews.....	.301
1986	V. Hayes (LH).....	.305
1987	Thompson (LH).....	.302
1990	Dykstra (LH).....	.325
1992	Kruk (LH).....	.323
1993	Kruk (LH).....	.316
	Dykstra (LH).....	.305
1995	Jefferies (SW).....	.306
1998	Abreu (LH).....	.312
1999	Abreu (LH).....	.335
	Glanville.....	.325
	Lieberthal.....	.300

200 HITS

1893	S. Thompson (LH).....	.222*
	Delahanty.....	.219
1894	Hamilton (LH).....	.223
	Cross.....	.204
1895	S. Thompson (LH).....	.211
	Hamilton (LH).....	.201
1897	Delahanty.....	.200
1898	Lajoie.....	.200
1899	Delahanty.....	.234*

200 HITS (continued)

1900	Flick (LH).....	.207
1929	O'Doul (LH).....	.254*
	Klein (LH).....	.219
	F. Thompson.....	.202
	Whitney.....	.200
1930	Klein (LH).....	.250
	Whitney.....	.207
	O'Doul (LH).....	.202
1931	Klein (LH).....	.200
1932	Klein (LH).....	.226*
1933	Klein (LH).....	.223*
	Fullis.....	.200
1951	Ashburn (LH).....	.221*
1953	Ashburn (LH).....	.205*
1958	Ashburn (LH).....	.215*
1964	Allen.....	.201
1974	Cash.....	.206
1975	Cash.....	.213*
1979	Rose (SW).....	.208
1999	Glanville.....	.204

325 TOTAL BASES

1893	Delahanty.....	.347*
1895	S. Thompson (LH).....	.352*
1899	Delahanty.....	.335*
1929	Klein (LH).....	.405
	O'Doul (LH).....	.397
1930	Klein (LH).....	.445*
1931	Klein (LH).....	.347*
1932	Klein (LH).....	.420*
1933	Klein (LH).....	.365*
1950	Ennis.....	.328
1964	Allen.....	.352*
1966	Allen.....	.331
1977	Luzinski.....	.329
1980	Schmidt.....	.342*
1987	Samuel.....	.329

150 SINGLES

1892	Hamilton (LH).....	.152
1893	S. Thompson (LH).....	.161
1894	Hamilton (LH).....	.179
	Cross.....	.154
1895	Hamilton (LH).....	.167
1897	Cooley (LH).....	.155
1898	Cooley (LH).....	.156
1899	Thomas (LH).....	.162
	Delahanty.....	.160
1900	Thomas (LH).....	.161
1905	Thomas (LH).....	.161
1929	O'Doul (LH).....	.181*
	F. Thompson.....	.154
1930	Whitney.....	.153
1933	Fullis.....	.162*
1934	Bartell.....	.153
1949	Ashburn (LH).....	.158
1951	Ashburn (LH).....	.181*
1953	Ashburn (LH).....	.169*
1954	Ashburn (LH).....	.150
1956	Ashburn (LH).....	.153
1957	Ashburn (LH).....	.152*
1958	Ashburn (LH).....	.176*
1974	Cash.....	.167*
	Bowa (SW).....	.154
1975	Cash.....	.166*
1976	Cash.....	.162
1978	Bowa (SW).....	.153*
1979	Rose (SW).....	.159*

40 DOUBLES

1890	S. Thompson (LH).....	.41*
1895	Delahanty.....	.49*
	S. Thompson (LH).....	.45
1896	Delahanty.....	.44*
1897	Delahanty.....	.40

40 DOUBLES (continued)

1898	Lajoie.....	.40*
1899	Delahanty.....	.56*
1916	Niehoff.....	.42*
1929	Klein (LH).....	.45
	Whitney.....	.43
	F. Thompson.....	.41
1930	Klein (LH).....	.59*
	Whitney.....	.41
1931	Bartell.....	.43
1932	Klein (LH).....	.50
	Bartell.....	.48
	Lee.....	.42
	Hurst (LH).....	.41
1933	Klein (LH).....	.44*
1934	E. Allen.....	.42*
1935	E. Allen.....	.46
1948	Ennis.....	.40
1966	Callison (LH).....	.40*
1975	Cash.....	.40
1979	Rose (SW).....	.40
1980	Rose (SW).....	.42*
1986	V. Hayes (LH).....	.46*
1992	Duncan.....	.40
1993	Dykstra (LH).....	.44
1997	Morandini (LH).....	.40
1998	Rolen.....	.45

15 TRIPLES

1886	Wood (LH).....	.15
1887	Wood (LH).....	.19
1889	Fogarty.....	.17
1892	Delahanty.....	.21*
1893	Delahanty.....	.18
1894	S. Thompson (LH).....	.27
	Delahanty.....	.16
	Hamilton (LH).....	.15
1895	S. Thompson (LH).....	.21
1896	Delahanty.....	.17
1897	Lajoie.....	.25
	Delahanty.....	.15
1900	Flick (LH).....	.16
1901	Flick (LH).....	.17
	Delahanty.....	.16
1905	Magee.....	.17
1908	Magee.....	.16
1910	Magee.....	.17
1917	Cravath.....	.16
1932	Klein (LH).....	.15
1947	Walker (LH).....	.16*
1965	Callison (LH).....	.16*
1984	Samuel.....	.19*
1987	Samuel.....	.15*

30 HOME RUNS

1923	C. Williams (LH).....	.41*
1927	C. Williams (LH).....	.30*
1929	Klein (LH).....	.43*
	O'Doul (LH).....	.32
	Hurst (LH).....	.31
1930	Klein (LH).....	.40
1931	Klein (LH).....	.31*
1932	Klein (LH).....	.38*
1948	Ennis.....	.30
1950	Ennis.....	.31
1956	Lopata.....	.32
1964	Callison (LH).....	.31
1965	Callison (LH).....	.32
1966	Allen.....	.40
1968	Allen.....	.33
1969	Allen.....	.32
1971	D. Johnson.....	.34
	Montanez (LH).....	.30
1974	Schmidt.....	.36*
1975	Schmidt.....	.38*
	Luzinski.....	.34

SEASON LEADERS

30 HOME RUNS

(continued)

1976	Schmidt	38*
1977	Luzinski	39
	Schmidt	38
1978	Luzinski	35
1979	Schmidt	45
1980	Schmidt	48*
1981	Schmidt	31*
1982	Schmidt	35
1983	Schmidt	40*
1984	Schmidt	36*
1985	Schmidt	33
1986	Schmidt	37*
1987	Schmidt	35
1996	Santiago	30
1998	Rolen	31
1999	Lieberthal	31

75 EXTRA-BASE HITS

1895	S. Thompson (LH)	84
1929	Klein (LH)	94
1930	Klein (LH)	107
1931	Klein (LH)	75
1932	Klein (LH)	103
1933	Klein (LH)	79
1949	Ennis	75
1964	Allen	80
1966	Allen	75
1975	Schmidt	75
1977	Luzinski	77
	Schmidt	76
1980	Schmidt	81
1987	Samuel	80
1998	Rolen	80

100 RBI

1889	S. Thompson (LH)	111
1890	S. Thompson (LH)	102
1892	S. Thompson (LH)	104
1893	Delahanty	146*
	S. Thompson (LH)	126
1894	S. Thompson (LH)	141
	Delahanty	131
	Cross	125
1895	S. Thompson (LH)	165*
	Delahanty	106
	Cross	101
1896	Delahanty	126*
	S. Thompson (LH)	100
1897	Lajoie	127
1898	Lajoie	127*
1899	Delahanty	137*
1900	Flick (LH)	110*
	Delahanty	109
1901	Delahanty	108
1910	Magee	123*
1913	Cravath	128*
1914	Magee	103*
	Cravath	100
1915	Cravath	115*
1923	C. Williams (LH)	114
1928	Whitney	103
1929	Klein (LH)	145
	Hurst (LH)	125
	O'Doul (LH)	122
	Whitney	115
1930	Klein (LH)	170
	Whitney	117
1931	Klein (LH)	121*
1932	Hurst (LH)	143*
	Klein (LH)	137
	Whitney	124
1933	Klein (LH)	120*
1936	Camilli (LH)	102
1944	Northey (LH)	104

100 RBI

(continued)

1949	Ennis	110
1950	Ennis	126*
1952	Ennis	107
1953	Ennis	125
1954	Ennis	119
1955	Ennis	120
1962	Demeter	107
1964	Callison (LH)	104
1965	Callison (LH)	101
1966	Allen	110
	White (LH)	103
1974	Schmidt	116
1975	Luzinski	120*
1976	Schmidt	107
1977	Luzinski	130
	Schmidt	101
1978	Luzinski	101
1979	Schmidt	114
1980	Schmidt	121*
1983	Schmidt	109
1984	Schmidt	106*
1985	Wilson	102
1986	Schmidt	119*
1987	Schmidt	113
	Samuel	100
1992	Daulton (LH)	109*
1993	Daulton (LH)	105
1998	Rolen	110
	Broyna (LH)	104
1999	Broyna (LH)	102

100 RUNS SCORED (Since 1900)

1900	Thomas (LH)	134*
	Slagle (LH)	115
	Flick (LH)	106
1901	Flick (LH)	111
	Delahanty	106
	Thomas (LH)	102
1905	Thomas (LH)	118
	Magee	100
1910	Magee	110*
1912	Paskert	102
1922	C. Walker (LH)	102
1924	C. Williams (LH)	101
1929	O'Doul (LH)	152
	Klein (LH)	126
	F. Thompson	115
	Hurst (LH)	100
1930	Klein (LH)	158*
	O'Doul (LH)	122
1931	Klein (LH)	121*
1932	Klein (LH)	152*
	Bartell	118
	Hurst (LH)	109
	G.K. Davis	100
1933	Klein (LH)	101
1934	Bartell	102
1936	Camilli (LH)	106
1937	Martin (SW)	102
	Camilli (LH)	101
1950	Waikusa (LH)	102
	Jones	100
1953	Ashburn (LH)	110
1954	Ashburn (LH)	111
1962	Callison (LH)	107
1963	Taylor	102
1964	Allen	125*
	Callison (LH)	101
1966	Allen	112
1974	Schmidt	108
1975	Cash	111
1976	Schmidt	112

100 RUNS SCORED

(Since 1900) (continued)

1977	Schmidt	114
1979	Schmidt	109
1980	Schmidt	104
1982	Schmidt	108
1983	Schmidt	104
1984	Samuel	105
1985	Samuel	101
1986	V. Hayes (LH)	107*
1987	Samuel	113
1990	Dykstra (LH)	106
1992	Hollins (SW)	104
1993	Dykstra (LH)	143*
	Hollins (SW)	104
	Kruk (LH)	100
1998	Rolen	120
	Glanville	106
1999	Abreu (LH)	118
	Gant	107
	Glanville	101

100 WALKS

1891	Hamilton (LH)	102*
1892	Connor (LH)	116
1894	Hamilton (LH)	126*
1899	Thomas (LH)	115
1900	Thomas (LH)	115*
1901	Thomas (LH)	100*
1902	Thomas (LH)	107*
1903	Thomas (LH)	107*
1904	Thomas (LH)	102*
1906	Thomas (LH)	107*
1936	Camilli (LH)	116
1954	Ashburn (LH)	125*
1955	Ashburn (LH)	105
1974	Schmidt	106
1975	Schmidt	101
1976	Schmidt	100
1977	Schmidt	104
1978	Luzinski	100
1979	Schmidt	120*
1982	Schmidt	107*
1983	Schmidt	128*
1987	V. Hayes (LH)	121
1989	V. Hayes (LH)	101
1993	Dykstra (LH)	129*
	Daulton (LH)	117
	Kruk (LH)	111
1999	Abreu (LH)	109

35 STOLEN BASES

1900	Thomas	37
	Flick	35
1905	Magee	48
1906	Magee	55
1907	Magee	46
1908	Magee	40
1909	Magee	38
1910	Magee	49
1911	Robert	40
1912	Paskert	36
1913	Robert	41
1974	Bowa	39
1982	Demier	42
1983	Demier	35
1984	Samuel	72
	Hayes	48
1985	Samuel	53
1986	Samuel	42
1987	Thompson	46
	Samuel	35
1993	Dykstra	37

400 ON-BASE PCT.

(Since 1900)

1900	Thomas (LH)	438
	Flick	426
1901	Thomas (LH)	428
	Delahanty	423
1902	Thomas (LH)	412
1903	Thomas (LH)	450
1904	Thomas (LH)	411
1905	Thomas (LH)	414
1910	Magee	445
1912	Paskert	420
1913	Cravath	407
1914	Cravath	402
1924	Williams (LH)	403
1929	O'Doul (LH)	465
	Klein (LH)	407
1930	O'Doul (LH)	453
	Klein (LH)	436
1932	Hurst (LH)	412
	Klein (LH)	404
1933	Klein (LH)	422
1936	Camilli (LH)	441
1937	Camilli (LH)	446
1941	Ellen	405
1947	Walker (LH)	443
1948	Ashburn (LH)	410
1954	Ashburn (LH)	441
1955	Ashburn (LH)	449
1958	Ashburn (LH)	440
1967	Allen	404
1979	Rose (SW)	418
1981	Schmidt	435
1982	Schmidt	403
1987	V. Hayes (LH)	404
1990	Dykstra (LH)	418*
1992	Kruk (LH)	423
1993	Kruk (LH)	430
	Dykstra (LH)	420
1994	Dykstra (LH)	404
1996	Eisenreich (LH)	413
1998	Abreu (LH)	409
1999	Abreu (LH)	446

650 AT BATS

1932	Klein (LH)	650
1949	Ashburn (LH)	662*
	Hammer	662*
1964	Callison (LH)	654
1971	Bowa (SW)	650*
1974	Cash	687*
	Bowa (SW)	669
1975	Cash	699*
1976	Cash	666*
1978	Bowa (SW)	654
1980	Rose (SW)	655
1984	Samuel	701*
1985	Samuel	663*
1987	Samuel	655*
1998	Glanville	678*

*League Leader
(LH) Left-handed batter
(SW) Switch-hitter

NOTE: See Yearly Batting Leaders in this section for more information.

YEARLY BATTING LEADERS

YEAR	GAMES	AT BATS	RUNS	HITS
1883	Farrar99	Purcell425	Purcell70	Purcell114
1884	Farrar111	McClellan450	Andrews74	McClellan116
1885	two with111	Manning445	Andrews77	Mulvey119
1886	Farrar118	G. Wood450	Andrews93	G. Wood123
1887	Fogarty126	Fogarty495	G. Wood118	Andrews151
1888	Farrar131	Andrews528	Andrews75	Andrews126
1889	Farrar130	Mulvey544	Fogarty107	S. Thompson158
1890	Allen133	S. Thompson509	Hamilton133	S. Thompson172#
1891	Myers135	S. Thompson550	Hamilton141*	Hamilton179*
1892	Connor155	S. Thompson609	Hamilton132	S. Thompson186
1893	two with132	S. Thompson600*	Delahanty145	S. Thompson222*
1894	Hamilton131	Hamilton559	Hamilton196*	Hamilton223
1895	Boyle133	Boyle565*	Hamilton166*	S. Thompson211
1896	Delahanty123	S. Thompson517	Delahanty131	Delahanty198
1897	Cooley133	Cooley566*	Cooley124	Delahanty200
1898	two with149	Cooley629	Cooley123	Lajoie200
1899	M. Cross154	Lauder583	Thomas137	Delahanty234*
1900	Slagle141	Slagle574	Thomas134*	Flick207
1901	two with139	two with542	Flick111	Delahanty192
1902	two with138	S. Barry543	Thomas89	S. Barry156
1903	two with138	S. Barry550	Thomas88	Thomas156
1904	Gleason153	Gleason587	Thomas92	Gleason161
1905	three with155	Gleason608	Thomas118	Magee180
1906	two with154	Magee563	Thomas81	Magee159
1907	two with145	Titus523	Magee75	Magee165
1908	Osborn152	Grant598*	Magee79	Bransfield160
1909	Grant154	Grant631*	Grant75	Grant170
1910	Magee154	Grant579	Magee110*	Magee172
1911	Paskert153	Paskert560	Knabe99	Luderus166
1912	Luderus148	Luderus572	Paskert102	Paskert170
1913	Luderus155	Luderus588	Lober98	Cravath179*
1914	Cravath149	Magee544	Magee96	Magee171*
1915	Bancroft153	Bancroft563	Cravath89*	Luderus157
1916	Paskert149	Paskert555	Paskert82	Paskert155
1917	Luderus154	Whitted553	Paskert78	Whitted155
1918	Luderus125	Bancroft499	Bancroft69	Luderus135
1919	Luderus138	Meusel521	Meusel65	Meusel159
1920	C. Williams148	C. Williams590	C. Williams88	C. Williams192
1921	C. Williams146	C. Williams562	C. Williams67	C. Williams180
1922	C. Williams151	C. Williams584	Walker102	Walker196
1923	Holke147	Holke562	C. Williams98	Holke175
1924	two with148	Holke563	C. Williams101	C. Williams183
1925	Sand148	Sand496	Harper86	Harper173
1926	Sand149	Sand567	Sand99	Leach162
1927	F. Thompson153	F. Thompson597	Sand87	F. Thompson181
1928	F. Thompson152	F. Thompson634	F. Thompson99	F. Thompson182
1929	three with154	O'Doul638	O'Doul152	O'Doul254*
1930	Klein156	Klein648	Klein158*	Klein250
1931	Klein148	Klein594	Klein121#	Klein200
1932	three with154	Klein650	Klein152*	Klein226*
1933	two with152	Fullis647	Klein101	Klein223*
1934	Bartell146	Bartell604	Bartell102	Allen192
1935	two with156	Allen645	Allen90	Allen198
1936	Norris154	Norris581	Camilli106	Chiozza170
1937	Scharein146	Martin579	Martin102	Whitney166
1938	Arnovich139	Arnovich502	Martin58	Martin139
1939	May135	Arnovich491	Arnovich68	Arnovich159
1940	Mahan146	Mahan544	May59	May147
1941	Bragan154	Litwhiler590	Etten78	Litwhiler180
1942	Litwhiler151	Litwhiler591	Litwhiler59	Litwhiler160

* League Leader # Tied for League Lead

YEARLY BATTING LEADERS

YEAR	GAMES	AT BATS	RUNS	HITS
1943	Northey147	Northey586	Northey72	Northey163
1944	Lupien153	Lupien597	Adams86	Lupien169
1945	Wasdell134	Antonelli504	Wasdell65	Wasdell150
1946	Wyrostek145	Wyrostek545	Wyrostek73	Ennis169
1947	Verban155	Ennis541	Walker79	Walker181
1948	Ennis152	Ennis589	Ennis86	Ennis171
1949	three with154	Ashburn/ Hamner662#	Ennis92	Ashburn188
1950	two with157	Waitkus641	Waitkus102	Ennis180
1951	Ashburn154	Ashburn643	Ashburn92	Ashburn221*
1952	two with154	Ashburn613	Ashburn93	Ashburn173
1953	Ashburn156	Ashburn622	Ashburn110	Ashburn205*
1954	two with153	Hamner596	Ashburn111	Hamner178
1955	two with146	Ennis564	Ashburn91	Ashburn180
1956	Ashburn154	Ennis630	Lopata96	Ashburn190
1957	Ashburn156	Ashburn626	Ashburn93	Ashburn186
1958	Ashburn152	Ashburn615	Ashburn98	Ashburn215*
1959	Ashburn153	Ashburn564	Ashburn86	Ashburn150
1960	Herrera145	Herrera512	Taylor66	Taylor145
1961	Callison138	Callison455	Callison74	Callison121
1962	Callison157	Taylor625	Callison107	Callison181
1963	two with157	Taylor640	Taylor102	Taylor180
1964	two with162	Callison654	Allen125*	Allen201
1965	Allen161	two with619	two with93	Allen187
1966	B. White159	Rojas626	Allen112	Callison169
1967	two with149	Callison556	Allen89	Gonzalez172
1968	two with152	Rojas621	Allen87	Rojas144
1969	Hisle145	Taylor557	Allen79	Taylor146
1970	Johnson159	Johnson574	Taylor74	Johnson147
1971	Bowa159	Bowa650*	Montanez78	Bowa162
1972	two with152	Bowa579	Bowa67	Luzinski158
1973	Luzinski161	Luzinski610	Luzinski76	Luzinski174
1974	three with162	Cash687*	Schmidt108	Cash206
1975	Cash162	Cash699*	Cash111	Cash213*
1976	two with160	Cash666*	Schmidt112	Cash189
1977	two with154	Bowa624	Schmidt114	Bowa175
1978	Bowa156	Bowa654	Schmidt93	Bowa192
1979	Rose163	Rose628	Schmidt109	Rose208
1980	Rose162	Rose655	Schmidt104	Rose185
1981	Rose107	Rose431	Schmidt78*	Rose140*
1982	two with162	Rose634	Schmidt108	Matthews173
1983	DeJesus158	Schmidt534	Schmidt104	Schmidt136
1984	Samuel160	Samuel701*	Samuel105	Samuel191
1985	two with161	Samuel663*	Samuel101	Samuel175
1986	Schmidt160	V. Hayes610	V. Hayes107#	V. Hayes187
1987	Samuel160	Samuel655*	Samuel113	Samuel178
1988	Samuel157	Samuel629	Bradley77	Samuel153
1989	V. Hayes154	Herr561	V. Hayes93	Herr161
1990	C. Hayes152	Dykstra590	Dykstra106	Dykstra192#
1991	Murphy153	Murphy544	Kruk84	Kruk158
1992	Hollins156	Hollins586	Hollins104	Kruk164
1993	Dykstra161	Dykstra637*	Dykstra143*	Dykstra194*
1994	Eisenreich104	Duncan347	Dykstra68	Duncan93
1995	C. Hayes141	C. Hayes529	Jefferies69	Jefferies147
1996	Morandini140	Morandini539	Santiago71	Morandini135
1997	Rolen156	Rolen561	Rolen93	Morandini163
1998	Rolen160	Glanville678*	Rolen120	Glanville189
1999	Broyna157	Glanville628	Abreu118	Glanville204

* League Leader # Tied for League Lead

YEARLY BATTING LEADERS

YEAR	TOTAL BASES	DOUBLES	TRIPLES	HOME RUNS
1883	Manning153	Manning31	Coleman8	four with1
1884	Manning167	Manning29	Purcell7	Manning5
1885	Mulvey174	Mulvey25	Mulvey6	Mulvey6
1886	G. Wood183	Farrar19	G. Wood15	Farrar5
1887	G. Wood244	Fogarty26	G. Wood19	G. Wood14
1888	Farrar165	Farrar24	Farrar7	G. Wood6
1889	S. Thompson262	S. Thompson36	Fogarty17	S. Thompson20*
1890	S. Thompson243	S. Thompson41*	two with11	Clements7
1891	S. Thompson227	Clements29	S. Thompson10	S. Thompson7
1892	S. Thompson253	Connor37*	Delahanty21*	Connor12
1893	Delahanty347*	S. Thompson37*	Delahanty18	Delahanty19*
1894	S. Thompson307	Delahanty36	S. Thompson27	S. Thompson13
1895	S. Thompson352*	Delahanty49*	S. Thompson21	S. Thompson18*
1896	Delahanty315	Delahanty44*	Delahanty17	two with13
1897	Lajoie315*	Delahanty40	Lajoie25	Lajoie9
1898	Lajoie275	Lajoie40*	Flick13	Flick8
1899	Delahanty335*	Delahanty56*	Flick14	Delahanty9
1900	Flick305*	Flick33	Flick16	Flick11
1901	Delahanty287	Delahanty39#	Flick17	two with8
1902	S. Barry198	S. Barry20	two with8	S. Barry3
1903	two with189	Keister27	Wolverton12	Keister3
1904	Gleason196	Titus25	Magee12	Dooin6
1905	Magee253	Titus36	Magee17	Magee5
1906	Magee229	Magee36	Magee8	Magee6
1907	Magee229	Magee28	two with12	Magee4
1908	Magee212	Magee30	Magee16	Bransfield3
1909	Magee208	Magee33	Magee14	Titus3
1910	Magee263*	Magee39	Magee17	Magee6
1911	Luderus260	Magee32	Luderus11	Luderus16
1912	Paskert221	Paskert37	two with9	Cravath11
1913	Cravath298*	Magee36	Cravath14	Cravath19*
1914	Magee277*	Magee39*	Magee11	Cravath19*
1915	Cravath266*	Luderus36	two with7	Cravath24*
1916	Paskert223	Niehoff42*	Whitted12	Cravath11
1917	Cravath238	Cravath29	Cravath16	Cravath12#
1918	Meusel181	Cravath27	Meusel6	Cravath8*
1919	Meusel214	Luderus30	two with7	Cravath12*
1920	C. Williams293	C. Williams36	C. Williams10	C. Williams15*
1921	C. Williams274	C. Williams28	C. Williams7	C. Williams18
1922	C. Williams300	Walker36	Walker11	C. Williams26
1923	C. Williams308	two with31	Wrightstone7	C. Williams41*
1924	C. Williams308	C. Williams31	C. Williams11	C. Williams24
1925	Harper276	Harper35	two with7	Harper18
1926	Leach238	Sand30	two with7	C. Williams18
1927	C. Williams247	F. Thompson32	F. Thompson14	C. Williams30#
1928	Leach276	Leach36	two with11	Hurst19
1929	Klein405	Klein45	Whitney14	Klein43*
1930	Klein445*	Klein59*	Klein8	Klein40
1931	Klein347*	Bartell43	Klein10	Klein31*
1932	Klein420*	Klein50	Klein15	Klein38*
1933	Klein365*	Klein44*	Hurst8	Klein28*
1934	Allen272	Allen42#	Moore6	Camilli12
1935	Moore290	Allen46	Chiozza6	Camilli25
1936	Camilli306	Chiozza32	Camilli13	Camilli28
1937	Camilli279	Martin35	two with7	Camilli27
1938	Martin196	Martin36	Martin6	Klein8
1939	Arnovich203	Martin28	Marty9	two with9
1940	Marty199	two with24	Marty8	Rizzo20
1941	Litwhiler275	Litwhiler29	Benjamin7	Litwhiler18
1942	Litwhiler230	Litwhiler25	Litwhiler9	Litwhiler9

* League Leader # Tied for League Lead

YEARLY BATTING LEADERS

YEAR	TOTAL BASES	DOUBLES	TRIPLES	HOME RUNS
1943	Northey252	Northey31	Adams7	Northey16
1944	Northey283	two with35	two with9	Northey22
1945	Waddell206	Antonelli27	Waddell8	DiMaggio19
1946	Ennis262	two with6	two with6	Ennis17
1947	Walker244	Walker30	Walker16*	Seminick13
1948	Ennis309	Ennis40	Blatnick8	Ennis30
1949	Ennis320	Ennis39	two with11	Ennis25
1950	Ennis328	Ennis34	Ashburn14*	Ennis31
1951	Ashburn274	Ashburn31	Hamner7	Jones22
1952	Ennis281	Ashburn31	Ennis10	Ennis20
1953	Ennis280	Hamner30	Ashburn9	Ennis29
1954	Hamner278	Hamner39	Hamner11	Ennis25
1955	Ennis292	Ashburn32	Ashburn9	Ennis29
1956	Lopata286	Lopata33	two with8	Lopata32
1957	Bouchee270	Bouchee35	two with8	Repulski20
1958	Ashburn271	Anderson34	Ashburn13*	Anderson23
1959	Bouchee224	Bouchee29	Koppe7	Freese23
1960	Herrera233	Herrera26	Herrera6	Herrera17
1961	Callison190	Callison20	Callison11	Demeter20
1962	Callison296	Callison26	Callison10#	Demeter29
1963	Callison314	two with36	Gonzalez12	Callison26
1964	Allen352*	Allen38	Allen13#	Callison31
1965	Callison315	Allen31	Callison16*	Callison32
1966	Allen331	Callison40*	Allen10	Allen40
1967	Allen262	Allen31	Allen10	Allen23
1968	Allen271	Taylor20	Allen9	Allen33
1969	Allen251	Callison29	three with5	Allen32
1970	Johnson262	Johnson28	Taylor9	Johnson27
1971	Johnson285	Johnson29	Money8	Johnson34
1972	Luzinski255	Montanez39#	Bowa13*	Luzinski18
1973	Luzinski295	B. Robinson32	Montanez5	Luzinski29
1974	Schmidt310	Montanez33	Cash11	Schmidt36*
1975	Luzinski322*	Cash40	Bowa9	Schmidt38*
1976	Schmidt306*	Johnstone38	Cash12*	Schmidt38*
1977	Luzinski329	Luzinski35	Schmidt11	Luzinski39
1978	Luzinski284	Maddox34	Bowa5	Luzinski35
1979	Schmidt305	Rose40	McBride12	Schmidt45
1980	Schmidt342*	Rose42*	McBride10	Schmidt48*
1981	Schmidt228*	Matthews21	Rose5	Schmidt31*
1982	Schmidt281	Matthews31	DeJesus5	Schmidt35
1983	Schmidt280	Lefebvre20	Lefebvre8	Schmidt40*
1984	Samuel310	Samuel36	Samuel19#	Schmidt36#
1985	Schmidt292	Wilson39	Samuel13	Schmidt33
1986	Schmidt302*	V. Hayes46#	Samuel12	Schmidt37*
1987	Samuel329	Samuel37	Samuel15*	Schmidt35
1988	Samuel239	Samuel32	Samuel9	James19
1989	V. Hayes249	Dykstra32	two with6	V. Hayes26
1990	Dykstra260	Dykstra35	Kruk8	V. Hayes21
1991	Kruk260	Murphy33	Kruk6	Kruk17
1992	Hollins275	Duncan40	Morandini8	two with27
1993	Dykstra307	Dykstra44	Morandini9	two with24
1994	two with141	Dykstra26	two with5	Daulton15
1995	two with215	Morandini34	Morandini7	three with11
1996	Santiago242	three with24	Otero6	Santiago30
1997	Rolen263	Morandini40	Daulton6	Rolen21
1998	Rolen320	Rolen45	Glanville7	Rolen31
1999	Abreu300	Glanville38	Abreu11	Lieberthal31

* League Leader # Tied for League Lead

YEARLY BATTING LEADERS

YEAR	STOLEN BASES	WALKS	RBI	AVERAGE
1883	—	Harbidge.....24	—	Purcell.....268
1884	—	Manning.....40	—	Manning.....271
1885	—	Manning.....37	—	Mulvey.....269
1886	—	Fogarty.....42	Mulvey.....53	G. Wood.....273
1887	Fogarty.....102	Fogarty.....82*	Ferguson.....85	Andrews.....325
1888	Fogarty.....58	Fogarty.....53	Farrar.....53	Farrar.....244
1889	Fogarty.....99*	Fogarty.....65	S. Thompson.....111	S. Thompson.....296
1890	Hamilton.....102*	Allen.....87	S. Thompson.....102	Hamilton.....325
1891	Hamilton.....115*	Hamilton.....102*	S. Thompson.....90	Hamilton.....340*
1892	Hamilton.....56	Connor.....116	S. Thompson.....104	Hamilton.....330
1893	Hamilton.....41	Allen.....71	Delahanty.....146*	S. Thompson.....380*
1894	Hamilton.....99*	Hamilton.....126*	S. Thompson.....141	S. Thompson.....404
1895	Hamilton.....95*	Hamilton.....96#	S. Thompson.....165*	Delahanty.....399
1896	Delahanty.....37	Delahanty.....62	Delahanty.....126*	Delahanty.....397
1897	Cooley.....31	two with.....60	Lajoie.....127	Delahanty.....377
1898	Delahanty.....58	Flick.....86	Lajoie.....127*	Delahanty.....334
1899	Thomas.....42	Thomas.....115	Delahanty.....137*	Delahanty.....408*
1900	Thomas.....37	Thomas.....115*	Flick.....110*	Flick.....378
1901	Flick.....30	Thomas.....100*	Delahanty.....108	Delahanty.....354
1902	Thomas.....17	Thomas.....107*	S. Barry.....57	S. Barry.....287
1903	S. Barry.....26	Thomas.....107*	Keister.....63	Thomas.....327
1904	Thomas.....28	Thomas.....102*	Magee.....57	Titus.....294
1905	Magee.....48	Thomas.....93	Magee.....98	Thomas.....317
1906	Magee.....55	Thomas.....107*	Magee.....67	Magee.....282
1907	Magee.....46	Thomas.....83*	Magee.....85*	Magee.....328
1908	Magee.....40	Titus.....53	Bransfield.....71	Bransfield.....304
1909	Magee.....38	Titus.....66	Magee.....66	Bransfield.....292
1910	Magee.....49	Magee.....94	Magee.....123*	Magee.....331*
1911	Lobert.....40	Knabe.....94	Luderus.....99	Luderus.....301
1912	Paskert.....36	Paskert.....91	Magee.....72	Paskert.....315
1913	Lobert.....41	Paskert.....65	Cravath.....128*	Cravath.....341
1914	Lobert.....31	Cravath.....83	Magee.....103*	Becker.....325
1915	Whitted.....24	Cravath.....86*	Cravath.....115*	Luderus.....315
1916	Whitted.....29	Bancroft.....74	Cravath.....70	Cravath.....283
1917	Stock.....25	Cravath.....70	Cravath.....83	two with.....280
1918	Stock.....20	two with.....54	Luderus.....67	Luderus.....288
1919	Meusel.....24	Luderus.....54	Meusel.....59	Meusel.....305
1920	C. Williams.....18	Stengel.....38	C. Williams.....72	C. Williams.....325
1921	Meusel.....8	C. Williams.....30	C. Williams.....75	C. Williams.....320
1922	two with.....11	C. Williams.....74	C. Williams.....92	Walker.....337
1923	Walker.....12	Sand.....82	C. Williams.....114	Tierney.....317
1924	Harper.....10	C. Williams.....67	C. Williams.....93	C. Williams.....328
1925	Harper.....10	Sand.....64	Harper.....97	Harper.....349
1926	Huber.....9	Sand.....66	Leach.....71	Leach.....329
1927	F. Thompson.....19	C. Williams.....61	C. Williams.....98	two with.....306
1928	F. Thompson.....19	Hurst.....68	Whitney.....103	Leach.....304
1929	F. Thompson.....16	Hurst.....80	Klein.....145	O'Doul.....398*
1930	F. Thompson.....7	O'Doul.....63	Klein.....170	Klein.....386
1931	Hurst.....8	Hurst.....64	Klein.....121*	Klein.....337
1932	Klein.....20*	Hurst.....65	Hurst.....143*	Klein.....348
1933	Fullis.....18	two with.....56	Klein.....120*	Klein.....368*
1934	Bartell.....13	Bartell.....64	Moore.....93	Moore.....343
1935	Camilli.....9	Camilli.....65	Camilli.....102	Moore.....323
1936	Chiozza.....17	Camilli.....116	Camilli.....102	Moore.....328
1937	Scharein.....13	Camilli.....90	Camilli.....80	Whitney.....341
1938	Scharein.....11	two with.....64	Arnovich.....72	Martin.....298
1939	Arnovich.....7	Arnovich.....58	Arnovich.....67	Arnovich.....324
1940	Mahan.....4	May.....58	Rizzo.....53	May.....293
1941	Murtaugh.....18*	Etten.....82	Etten.....79	Etten.....311
1942	Murtaugh.....13	Etten.....67	Litwhiler.....56	Litwhiler.....271

* League Leader # Tied for League Lead

YEARLY BATTING LEADERS

YEAR	STOLEN BASES	WALKS	RBI	AVERAGE
1943	Wasdell6	Murtaugh57	Northey68	Dahlgren287
1944	Lupien18	Adams74	Northey104	Northey288
1945	DiMaggio12	DiMaggio12	DiMaggio84	Wasdell300
1946	two with7	Wyrostek70	Ennis73	Ennis313
1947	Walker13	Wyrostek61	Ennis81	Walker363*
1948	Ashburn32*	Ashburn60	Ennis95	Ashburn333
1949	Ashburn9	Seminick89	Ennis110	Ennis302
1950	Ashburn14	Seminick68	Ennis126*	Ennis311
1951	Ashburn29	Ennis68	Jones81	Ashburn344
1952	Ashburn16	Ashburn75	Ennis107	two with289
1953	Ashburn14	Jones85	Ennis125	Ashburn330
1954	Ashburn11	Ashburn125*	Ennis119	Ashburn313
1955	Ashburn12	Ashburn105	Ennis120	Ashburn338*
1956	Ashburn10	Jones92	two with95	Ashburn303
1957	Fernandez18	Ashburn94#	Bouchee76	Ashburn297
1958	Ashburn30	Ashburn97*	Anderson97	Ashburn350*
1959	Ashburn9	Ashburn79	Post94	Bouchee285
1960	Taylor24	Del Greco54	Herrera71	Taylor287
1961	Gonzalez15	Callison69	Demeter68	Gonzalez277
1962	Taylor20	Dalrymple70	Demeter107	Demeter307
1963	Taylor23	Gonzalez53	Demeter83	Gonzalez306
1964	Taylor13	Allen67	Callison104	Allen318
1965	Allen15	Allen74	Callison101	Rojas303
1966	White16	two with68	Allen110	Allen317
1967	Allen20	Allen75	Allen77	Gonzalez339
1968	Taylor22	Allen74	Allen90	Gonzalez264
1969	Taylor19	two with64	Allen89	Allen288
1970	Bowa24	Johnson72	Johnson93	Taylor301
1971	Bowa28	Johnson72	Montanez99	McCarver278
1972	Bowa17	Montanez58	Luzinski68	Luzinski281
1973	Bowa10	Schmidt62	Luzinski97	Unser289
1974	Bowa39	Schmidt106	Schmidt116	Montanez301
1975	Schmidt29	Schmidt101	Luzinski120*	two with305
1976	Bowa30	Schmidt100	Schmidt107	Maddox330
1977	McBride36	Schmidt104	Luzinski130	Luzinski309
1978	Maddox33	Luzinski100	Luzinski101	Bowa294
1979	Maddox26	Schmidt120*	Schmidt114	Rose331
1980	Smith33	Schmidt89	Schmidt121*	McBride309
1981	Smith21	Schmidt73*	Schmidt91*	Rose325
1982	Dernier42	Schmidt107*	Schmidt87	Diaz288
1983	Dernier35	Schmidt128*	Schmidt109	Matthews258
1984	Samuel72	Schmidt92	Schmidt106#	V. Hayes292
1985	Samuel53	Schmidt87	Wilson102	Schmidt277
1986	Samuel42	Schmidt89	Schmidt119*	V. Hayes305
1987	M. Thompson46	V. Hayes121	Schmidt113	M. Thompson302
1988	Samuel33	Jeltz59	Samuel67	M. Thompson288
1989	Dykstra30	V. Hayes101	V. Hayes78	Herr287
1990	Dykstra33	Dykstra89	V. Hayes73	Dykstra325
1991	Dykstra24	Kruk67	Kruk92	Kruk294
1992	Dykstra30	Kruk92	Daulton109*	Kruk323
1993	Dykstra37	Dykstra129*	Daulton105	Kruk316
1994	Dykstra15	Dykstra68	Daulton56	Kruk302
1995	two with10	Daulton55	C. Hayes85	Jefferies306
1996	Morandini26	Zeile67	Santiago85	Eisenreich361
1997	two with16	Rolen76	Rolen92	Morandini295
1998	Glanville23	Rolen93	Rolen110	Abreu312
1999	Glanville34	Abreu109	Brogna102	Abreu335

* League Leader # Tied for League Lead

SEASON LEADERS BY POSITION

(SINCE 1900)

Pos.	Player	Total Year	Pos.	Player	Total Year	Pos.	Player	Total Year
BATTING AVERAGE			TRIPLES			RBI		
P	Paul Weinert	.322 in 1923	P	Grover Alexander	4 in 1916	P	Al Orth	21 in 1900
C	Smoky Burgess	.368 in 1954		Robin Roberts	4 in 1955	C	Darren Daulton	109 in 1992
1B	Dolph Camilli	.339 in 1937	C	Stan Lopata	7 in 1956	1B	Don Hurst	143 in 1932
2B	Nap Lajoie	.346 in 1900	1B	Dolph Camilli	13 in 1936	2B	Juan Samuel	100 in 1987
SS	Dick Bartell	.310 in 1934	2B	Juan Samuel	19 in 1984	SS	Granny Hamner	87 in 1952
3B	Pinky Whitney	.342 in 1930	SS	Larry Bowa	13 in 1972	3B	Pinky Whitney	124 in 1932
LF	Lefty O'Doul	.398 in 1929	3B	Pinky Whitney	14 in 1929	LF	Greg Luzinski	130 in 1977
CF	Harry Walker	.371 in 1947		Richie Allen	14 in 1965	CF	Cy Williams	114 in 1923
RF	Chuck Klein	.386 in 1930	LF	Sherry Magee	17 in 1905	RF	Chuck Klein	170 in 1930
DOUBLES			CF	Harry Walker	16 in 1947			
P	Bucky Walters	10 in 1936	RF	Elmer Flick	17 in 1901			
C	Darren Daulton	35 in 1993	HOME RUNS					
1B	Von Hayes	46 in 1986	P	Rick Wise	6 in 1971	Note: Players who performed at more than one position are considered for the position they played most after that particular year and are credited with their entire season's statistics.		
2B	Bert Niehoff	42 in 1916	C	Stan Lopata	32 in 1956			
SS	Dick Bartell	48 in 1932	1B	Deron Johnson	34 in 1971			
3B	Scott Rolen	45 in 1998	2B	Juan Samuel	28 in 1987			
LF	Hal Lee	42 in 1932	SS	Granny Hamner	17 in 1952			
	Ethan Allen	42 in 1934	3B	Mike Schmidt	48 in 1980			
CF	Ethan Allen	46 in 1935	LF	Greg Luzinski	39 in 1977			
RF	Chuck Klein	59 in 1930	CF	Cy Williams	41 in 1923			
			RF	Chuck Klein	43 in 1929			





Paul Byrd

*A first-time All-Star in 1999, he also
had a career-high 15 wins.*

PITCHING/DEFENSE

PITCHING

Career Top 10	92
No-Hitters/1-Hitters	93
Most IP, Relievers	96
Non-Pitchers Who Pitched	96
Pitching Facts	94-96
Season Top 10	92
Season Leaders	102
Shutouts	93
Strikeouts	97
Yearly Pitching Leaders	98-101

DEFENSE

All Four Infield Positions	103
All-Time Fielding Team	103
Defense League Leaders	103
Regular Starters, Three Different Positions	103
Triple Plays	104

CAREER PITCHING TOP 10

GAMES

Roberts	529
Carlton (L)	499
McGraw (L)	463
Short (L)	459
Reed	458
Farrell	359
Alexander	338
Baldschun	333
Simmons (L)	325
Konstanty	314

GAMES STARTED

Carlton (L)	499
Roberts	472
Short (L)	301
Alexander	279
Simmons (L)	262
Christenson	220
Schilling	210
Bunning	208
Sparks	198
Rixey (L)	196

COMPLETE GAMES

Roberts	272
Alexander	220
Carlton (L)	185
Sparks	150
Orth	149
Duggleby	137
Simmons (L)	112
Ring	102
Rixey (L)	100
Short (L)	88

SHUTOUTS

Alexander	61
Carlton (L)	39
Roberts	35
Short (L)	24
Bunning	23
Sparks	18
Moore	18
Simmons (L)	18
McQuillan	17
Duggleby	16
Rixey (L)	16

WINS

Carlton (L)	241
Roberts	234
Alexander	190
Short (L)	132
Simmons (L)	115
Orth	101
Schilling	95
Sparks	94
Duggleby	91
Bunning	89

LOSSES

Roberts	199
Carlton (L)	161
Short (L)	127
Simmons (L)	110
Rixey (L)	103
Duggleby	100
Ring	98
Sparks	95
Alexander	91
Benge	85

SAVES

Bedrosian	103
Williams (L)	102
McGraw (L)	94
Reed	90
Bottalico	75
Farrell	65
Baldschun	59
Holland (L)	55
Konstanty	54
Garber	51

INNINGS PITCHED

Roberts	3,739.1
Carlton (L)	3,696.1
Alexander	2,513.1
Short (L)	2,253.0
Simmons (L)	1,939.2
Sparks	1,698.1
Duggleby	1,642.0
Rixey (L)	1,604.0
Schilling	1,546.2
Bunning	1,520.2

HITS

Roberts	3,661
Carlton (L)	3,224
Alexander	2,131
Short (L)	2,129
Simmons (L)	1,865
Duggleby	1,711
Orth	1,687
Ring	1,610
P. Collins	1,533
Rixey (L)	1,518

RUNS

Roberts	1,501
Carlton (L)	1,456
Short (L)	949
Simmons (L)	919
Ring	872
Alexander	812
P. Collins	782
Benge	683
Rixey (L)	682
Schilling	615

EARNED RUNS

Roberts	1,437
Carlton (L)	1,270
Short (L)	845
Simmons (L)	789
P. Collins	684
Alexander	603
Ring	599
Christenson	591
Ruthven	584
Benge	569

WALKS

Carlton (L)	1,252
Short (L)	762
Roberts	718
Simmons (L)	718
Ring	630
Alexander	561
E. Moore	537
P. Collins	496
Rixey (L)	479
Ruthven	475

STRIKEOUTS

Carlton (L)	3,031
Roberts	1,871
Short (L)	1,585
Schilling	1,458
Alexander	1,410
Bunning	1,197
Simmons (L)	1,052
Christenson	781
Wise	717
Ruthven	717

WINS IN RELIEF

Reed	54
McGraw (L)	49
Farrell	47
Konstanty	40
Baldschun	39
Garber	33
Tekulve	24
P. Collins	22
Bedrosian	21
J. Meyer	20
Williams (L)	20

WINS PLUS SAVES

Reed	54+90=144
McGraw (L)	49+94=143
Bedrosian	21+103=124
Williams (L)	20+102=122
Farrell	47+65=112
Baldschun	39+59=98
Konstanty	40+54=94
Bottalico	12+75=87
Garber	33+51=84
Holland (L)	13+55=68

20-WIN SEASONS

Alexander	6
Roberts	6
Carlton (L)	5
C. Ferguson	4

SEASON TOP 10

GAMES

Tekulve, 1987	90
West, 1993	76
Spradlin, 1997	76
Konstanty, 1950	74
Selma, 1970	73
Tekulve, 1986	73
Gomes, 1999	73
Parrett, 1989	72
Baldschun, 1964	71
Garber, 1975	71
Carman, 1985	71
Gomes, 1998	71

WINS

Gleason, 1890	38
Alexander, 1916	33
Weyhing, 1892	32
Alexander, 1915	31
Ferguson, 1886	30
Alexander, 1917	30
Casey, 1887	28

WINS (continued)

Buffinton, 1888	28
Alexander, 1911	28
Roberts, 1952	28

ERA

Alexander, 1915	1.22
McQuillan, 1908	1.53
Alexander, 1916	1.55
McQuillan, 1910	1.60
Richie, 1908	1.83
Rixey, 1916	1.85
Alexander, 1917	1.86
Sanders, 1888	1.90
Buffinton, 1888	1.91
Foxen, 1908	1.95

STRIKEOUTS

Schilling, 1997	319
Carlton, 1972	310
Schilling, 1998	300
Carlton, 1980	286

STRIKEOUTS (continued)

Williams, 1993	286
Carlton, 1983	275
Bunning, 1965	268
Bunning, 1967	253
Bunning, 1966	252
Alexander, 1915	241
Roberts, 1952	800
Greene, 1993	800
Ferguson, 1886	769
Carlton, 1981	765
Christenson, 1977	760
Denny, 1983	760
Alexander, 1915	756
Carlton, 1976	741
Sparks, 1907	733
Alexander, 1913	733
Alexander, 1916	733

WINNING PCT.

Roberts, 1952	800
Greene, 1993	800
Ferguson, 1886	769
Carlton, 1981	765
Christenson, 1977	760
Denny, 1983	760
Alexander, 1915	756
Carlton, 1976	741
Sparks, 1907	733
Alexander, 1913	733
Alexander, 1916	733

SAVES

Williams, 1993	43
Bedrosian, 1987	40
Bottalico, 1966	34
Bottalico, 1997	34
Stocumb, 1995	32
Williams, 1991	30
Holland, 1984	29
Bedrosian, 1986	29
Williams, 1992	29
Bedrosian, 1988	28

SHUTOUTS

Alexander, 1916	16
Alexander, 1915	12
Alexander, 1913	9
Alexander, 1917	8
Carlton, 1972	8
McQuillan, 1908	7
Alexander, 1911	7
Bunning, 1965	7
13 with	6
last: Carlton, 1982	

NO-HITTERS/1-HITTERS

NO-HITTERS BY PHILLIES (8)

Date	Pitcher	Opponent	Score	Date	Pitcher	Opponent	Score
8/29/85	Charles Ferguson	vs Providence	1-0	6/23/71	Rick Wise	at Cincinnati	4-0
7/08/98	Red Donahue	vs Boston	5-0	8/15/90	Terry Mulholland (LHP)	vs San Francisco	6-0
9/18/03	Charles Fraser	at Chicago	10-0	5/23/91	Tommy Greene	at Montreal	2-0
5/01/06	John Lush (LHP)	at Brooklyn	6-0				
6/21/64*	Jim Bunning	at New York	6-0		* Perfect Game		

NO-HITTERS AGAINST PHILLIES (21)

Date	Pitcher	Opponent	Score	Date	Pitcher	Opponent	Score
7/12/00	Noodles Hahn (LHP)	at Cincinnati	4-0	8/18/60	Lew Burdette	at Milwaukee	1-0
9/26/06*	Lefty Leifield (LHP)	vs Pittsburgh	8-0	9/16/60	Warren Spahn (LHP)	at Milwaukee	4-0
7/04/08	Hooks Wiltse (LHP)	at New York	1-0	5/17/63	Don Nottbart	at Houston	4-1
9/06/12	Charles Tesreau	vs New York	3-0	6/04/64	Sandy Koufax (LHP)	vs Los Angeles	3-0
9/09/14	George Davis	at Boston	7-0	7/29/68	George Culver	vs Cincinnati	6-1
5/07/22	Jesse Barnes	at New York	6-0	4/17/69	Bill Stoneman	vs Montreal	7-0
9/13/25	Dazzy Vance	at Brooklyn	10-1	7/20/70	Bill Singer	at Los Angeles	5-0
6/22/44*	Jim Tobin	at Boston	7-0	4/16/72	Burt Hooton	at Chicago	4-0
6/12/54	Jim Wilson	at Milwaukee	2-0	4/16/78	Bob Forsch	at St. Louis	5-0
9/25/56	Sal Maglie	at Brooklyn	5-0	9/24/88*	Pascual Perez	vs Montreal	1-0
6/12/59*	Mike McCormick	at San Francisco	3-0		* Less than nine innings		

ONE-HITTERS BY PHILLIES

1-Hitters

- 6 —
- 3 —
- 2 —
- 1 —

Pitchers

Grover Alexander, Steve Carlton
 Robin Roberts
 Frank Corridon, Tully Sparks
 Chief Bender, Jim Bunning, Bill Burns, Don Carman,
 George Chalmers, Bubba Church, Phil Collins, Ray Culp,
 Chick Fraser, Ken Heintzelman, Tom Hughes, Larry Jackson,
 Johnny Lush, Art Mahaffey, George McQuillan, Russ Meyer,
 Earl Moore, Lew Moren, David Palmer, Togie Pittinger, Dick Ruthven,
 Charley Schanz, Curt Schilling, Curt Simmons, Rick Wise
 Earl Moore/Bert Humphries, Joe Bowman/Claude Passeau,
 Russ Meyer/Jim Konstanty, Steve Carlton/Tug McGraw,
 Tom Hume/Kent Tekulve, Don Carman/Steve Bedrosian, Marvin Freeman/Kent Tekulve

Combined:

SHUTOUTS

THREE OR MORE CONSECUTIVE SHUTOUTS

4 -	Grover Cleveland, 1911	3 -	Grover Alexander, 1916	3 -	Robin Roberts, 1950
	9/17 1-0 vs BOS		8/09 1-0 vs CIN		7/22 2-0 at CIN
	9/13 2-0 vs BKN		8/14 8-0 vs NY		7/25 1-0 vs CHI
	9/17 6-0 at CIN		8/18 3-0 at CIN		7/30 10-0 vs PIT
	9/21 4-0 at CHI				

DOUBLEHEADER SHUTOUTS

Date	Pitchers	Scores	Opponent	Date	Pitchers	Scores	Opponent
9/26/12	Alexander/Seaton	7-0/11-0	Brooklyn	5/20/43	Fuchs/Gerheauer	2-0/2-0	Chicago
8/05/13	Seaton/Alexander	1-0/0-0	Boston	7/25/50	Church/Roberts	7-0/1-0	Chicago
9/01/16	Alexander/Rixey	3-0/6-0	Brooklyn	8/27/51	Thompson/K. Johnson	2-0/3-0	Cincinnati
7/21/35	C. Davis/Bowman	4-0/2-0	Cincinnati	4/23/61	Sullivan/Mahaffey	1-0/6-0	Chicago

DID YOU KNOW?

The Phillies club record for consecutive scoreless innings pitched is 41, set in 1951. The Phils' second longest mark is 39 innings in 1969, followed by a 30-inning streak in 1954.

PITCHING

LONGEST CONSECUTIVE SCORELESS STREAKS

IP	Pitcher, Year	IP	Pitcher, Year
41.2	Grover Alexander, 1911	28.2	Steve Carlton (L), 1981
33.0	Larry Andersen, 1984 (relief)	26.0	Steve Carlton (L), 1972
32.2	Ken Heintzelman (L), 1949	24.0	Wayne Twitchell, 1973
32.2	Robin Roberts, 1950	24.0	Willie Hernandez (L), 1983 (relief)
30.0	Grover Alexander, 1916	22.1	Ken Heintzelman (L), 1948
29.0	Tommy Greene, 1991	22.1	Dennis Cook (L), 1990
29.0	Curt Schilling, 1992	21.1	Doug Jones, 1994 (relief)

TOP WINNERS AT THE VET

(minimum 10 wins)

Pitcher	Year	Record	Pct.	Pitcher	Year	Record	Pct.
Steve Carlton (L)	1977	17-3	.850	Terry Mulholland (L)	1991	11-2	.846
Steve Carlton (L)	1972	14-5	.737	Steve Carlton (L)	1975	11-3	.786
Jim Lonborg	1976	13-3	.813	Steve Carlton (L)	1974	11-4	.733
Steve Carlton (L)	1982	13-4	.765	Steve Carlton (L)	1980	11-5	.688
Tom Underwood (L)	1975	12-2	.857	Tommy Greene	1993	10-0	1.000
Mitch Williams (L)	1991	12-5	.706	Larry Christenson	1977	10-2	.833
Steve Carlton (L)	1976	11-2	.846	Steve Carlton (L)	1978	10-5	.667
John Denny	1983	11-2	.846	Rick Wise	1971	10-6	.625

PITCHERS WITH .500 OR BETTER WINNING PCT.

(minimum 100 decisions)

Pitcher	Years	W-L	Pct.	Pitcher	Years	W-L	Pct.
Grover Alexander	1911-17; 30	190-91	.676	Dan Casey	1886-89	72-59	.550
Red Donahue	1898-1901	74-48	.607	Jim Bunning	1964-7; 70-71	89-73	.549
Charlie Ferguson	1884-87	99-64	.607	Frank Corridon	1904-5; 07-09	59-49	.546
Charlie Buffinton	1887-1889	77-50	.606	Dick Ruthven	1973-5; 78-83	78-65	.545
Steve Carlton	1972-86	241-161	.600	Robin Roberts	1948-61	234-199	.540
Al Orth	1895-1901	98-71	.580	Larry Christenson	1973-83	83-71	.539
Gus Weyhing	1892-95	71-53	.573	Kid Gleason	1888-91	78-70	.527
Kid Carsey	1892-97	94-71	.570	George McQuillan	1907-10; 15-16	54-49	.524
Curt Schilling	1992-99	95-72	.569	Terry Mulholland	1989-93	62-57	.521
Jim Lonborg	1973-79	75-60	.556	Curt Simmons	1947-50; 52-60	115-109	.513
Jack Taylor	1892-97	96-77	.555	Earl Moore	1908-13	67-64	.511
Erskine Mayer	1912-18	76-61	.555	Chris Short	1959-72	132-127	.510
Shane Rawley	1984-88	59-48	.551	Don Carman	1983-90	53-52	.505

PHILLIES PITCHERS - MOST WINS VS LOSSES

(10 or More)

+21	Charlie Ferguson	1886	30-9	+13	Red Donahue	1899	21-8	+11	Gus Weyhing	1892	32-21
	Kid Gleason	1890	38-17		Steve Carlton	1976	20-7		Al Orth	1899	14-3
	Grover Alexander	1915	31-10		Steve Carlton	1977	23-10		Jack Sanford	1957	19-8
	Grover Alexander	1916	33-12		Larry Christenson	1977	19-6		Jim Bunning	1964	19-8
	Robin Roberts	1952	28-7		John Denny	1983	19-6				
+17	Grover Alexander	1917	30-13	+12	Charlie Ferguson	1887	22-10	+10	Jack Taylor	1894	23-13
	Steve Carlton	1972	27-10		Charlie Buffinton	1889	28-16		Wiley Platt	1898	24-14
					Jack Taylor	1895	26-14		Jim Bunning	1965	19-9
+15	Dan Casey	1887	28-13		Grover Alexander	1914	27-15				
	Grover Alexander	1911	28-13		Eppa Rixey	1916	22-10				
	Tom Seaton	1913	27-12		Steve Carlton	1982	23-11				
	Steve Carlton	1980	24-9		Tommy Greene	1993	16-4				
+14	Tully Sparks	1907	22-8								
	Grover Alexander	1913	22-8								

PITCHING

40 WINS BY A DUO, ONE SEASON

55	—	1916:	Grover Alexander (33) and Eppa Rixey, LH (22)
52	—	1915:	Grover Alexander (31) and Erskine Mayer (21)
49	—	1913:	Tom Seaton (27) and Grover Alexander (22)
48	—	1914:	Grover Alexander (27) and Erskine Mayer (21)
46	—	1917:	Grover Alexander (30) and Joe Oeschger/Eppa Rixey, LH (16)
43	—	1911:	Grover Alexander (28) and Earl Moore (15)
42	—	1952:	Robin Roberts (28) and Karl Drews/Curt Simmons, LH (14)
	—	1977:	Steve Carlton, LH (23) and Larry Christenson (19)
41	—	1901:	Red Donahue (21) and Al Orth (20)
	—	1905:	Togie Pittinger (23) and Bill Duggleby (18)
	—	1980:	Steve Carlton, LH (24) and Dick Ruthven (17)
40	—	1907:	Tully Sparks (22) and Frank Corridon (18)

CONSECUTIVE COMPLETE GAMES

9 straight	—	1938
8 straight	—	1952
7 straight	—	1932, 1940, 1943, 1946
6 straight	—	1939, 1952
5 straight	—	1933, 1934, 1935, 1938 (twice), 1939, 1940, 1947, 1953 (4 times), 1955, 1959, 1966, 1972, 1973 (twice)

TOP 20 HITTING PHILLIES PITCHERS (minimum 40 AB)

Pitcher	Year	Avg.	H-AB	Pitcher	Year	Avg.	H-AB
Paul Weinert	1923	.322	19-59	Dick Ruthven	1978	.283	15-53
Oscar Judd	1946	.316	25-79	Claude Passeau	1936	.282	22-78
Lee Meadows	1922	.314	27-86	Al Orth	1901	.281	36-128
Al Orth	1900	.310	40-129	Les Sweetland	1930	.281	36-128
Dennis Cook	1990	.310	13-42	Chief Bender	1916	.279	12-43
Harvey Haddix	1957	.309	21-68	Schoolboy Rowe	1947	.278	22-79
Schoolboy Rowe	1943	.300	36-120	Herm Wehmeier	1955	.278	20-72
Les Sweetland	1929	.292	26-89	Bucky Walters	1937	.277	38-137
Steve Carlton	1978	.291	25-86	Hal Carlson	1924	.276	21-76
Jack Scott	1927	.289	33-114	Doc White	1901	.276	27-98
Brad Hogg	1919	.283	17-60				

MOST WINS IN RELIEF, ONE SEASON

Wins	Pitcher	Year
16	Jim Konstanty	1950
13	Ron Reed	1979
12	Jack Baldschun	1962
12	Jeff Parrett	1989
12	Mitch Williams	1991
11	Jack Baldschun	1963
11	Kent Tekulve	1986
10	Dick Farrell	1957
10	Dick Farrell	1960
10	Gene Garber	1975

MOST WINS PLUS SAVES, ONE SEASON

Pitcher	Year	W+SV	Total
Mitch Williams	1993	3+43	46
Steve Bedrosian	1987	5+40	45
Mitch Williams	1991	12+30	42
Jim Konstanty	1950	16+22	38
Ricky Bottalico	1996	4+34	38
Steve Bedrosian	1986	8+29	37
Heathcliff Slocumb	1995	5+32	37
Ricky Bottalico	1997	2+34	36
Al Holland	1984	5+29	34
Steve Bedrosian	1988	6+28	34
Mitch Williams	1992	5+29	34
Al Holland	1983	8+25	33
Dick Selma	1970	8+22	30
Mark Leiter	1998	7+23	30
Doug Jones	1994	2+27	29
Roger McDowell	1990	6+22	28
Jack Baldschun	1963	11+16	27
Jack Baldschun	1964	6+21	27
Gene Garber	1977	8+19	27

10 OR MORE WINS, CONSECUTIVE SEASONS

Seasons	Pitcher	Years
13	Steve Carlton (LHP)	1972-84
12	Robin Roberts	1949-60
7	Grover Alexander	1911-17

PITCHING

MOST IP - PHILLIES RELIEVERS

166.2 — Andy Karl, 1945	111.0 — Ron Reed, 1977
152.0 — Jim Konstanty, 1950	110.2 — Jim Konstanty, 1951
134.0 — Dick Selma, 1970	110.0 — Gene Garber, 1975
118.0 — Jack Baldschun, 1964	110.0 — Kent Tekulve, 1986
114.0 — Jack Baldschun, 1963	105.2 — Jeff Parrett, 1989
112.2 — Jack Baldschun, 1962	

MOST SAVES, MONTHLY

April	Mitch Williams	10 in 1993	August	Steve Bedrosian	9 in 1986
May	Heathcliff Slocumb	12 in 1995	September	Al Holland	9 in 1983
June	Steve Bedrosian	10 in 1988	October	Tug McGraw	2 in 1980
July	Steve Bedrosian	10 in 1987			

NON-PITCHERS THAT PITCHED FOR THE PHILS

Player	Reg. Pos.	Year(s) Pitched	W-L	ERA	G	GS	IP	H	BB	SO
Roy Thomas	OF	1900	0-0	3.38	1	0	2.2	4	0	0
Walter Holke	1B	1923	0-0	0.00	1	0	0.1	1	0	0
Barney Friberg	2B	1925	0-0	4.50	1	0	4.0	4	3	1
Jack Bentley	1B	1926	0-2	8.28	7	3	25.0	37	10	7
Bucky Walters	3B	1934	0-0	1.29	2	1	7.0	8	2	7
Joe Marty	OF	1939	0-0	4.50	1	0	4.0	2	3	1
Bud Hafey	OF	1939	0-0	33.75	2	0	1.1	7	1	1
Art Mahan	1B	1940	0-0	0.00	1	0	1.0	1	0	0
Ben Chapman	OF	1945	0-0	7.71	3	0	7.0	7	6	4
Jimmie Foxx	1B	1945	1-0	1.59	9	2	22.2	13	14	10
Al Lakeman	C	1948	0-0	13.50	1	0	0.2	1	0	0
Granny Hamner	2B/SS	1956-7	0-1	3.89	4	1	9.1	11	2	5
Bob Bowman	OF	1959	0-1	6.00	5	0	6.0	5	5	0
Cookie Rojas	2B	1967	0-0	0.00	1	0	1.0	1	0	0
Mike Anderson	OF	1979	0-0	0.00	1	0	1.0	2	0	2
Greg Gross	OF	1986	0-0	0.00	1	0	0.2	1	1	2
Glenn Wilson	OF	1987	0-0	0.00	1	0	1.0	0	0	1

PHILLIES PLAYING COLLEGE BASEBALL

Marlon Anderson - University of South Alabama
Andy Ashby - Crowder Junior College
Jeff Brantley - Mississippi State University
Chris Brock - Florida State University
Mark Brownson - Palm Beach Community College (FL)
Pat Burrell - University of Miami
Paul Byrd - Louisiana State University
Dave Doster - Indiana State University
Rob Ducey - Seminole Community College
Doug Glanville - University of Pennsylvania
Wayne Gomes - Old Dominion University
Mike Jackson - Hill Junior College (TX)

Kevin Jordan - University of Nebraska
Wendell Magee, Jr. - Pearl River Junior College & Samford University
Doug Nickle - University of California- Berkeley
Robert Person - Seminole Junior College (OK)
Cliff Politte - Jefferson Junior College (MO)
Tom Prince - Kankakee Community College
Carlos Reyes - Brevard Community & Florida Southern Colleges
Curt Schilling - Yavapai Junior College (AZ)
Kevin Sefcik - St. Xavier College
Anthony Shumaker - Cardinal Stritch College (WI)

STRIKEOUTS

MOST STRIKEOUTS, PHILLIES PITCHERS

Ks	Pitcher	Date	Opponent
18	Chris Short (L)	10/2/65	at NYM (15 inn.)
17	Art Mahaffey	4/23/61	Chicago
16	Steve Carlton (L)	6/09/82	Chicago
16	Curt Schilling	9/01/97	vs New York Yankees
15	Steve Carlton (L)	9/16/81	at New York Mets
15	Curt Schilling	7/21/97	vs Pittsburgh
15	Curt Schilling	4/05/98	at Atlanta
14	Chris Short (L)	9/13/63	Los Angeles

Ks	Pitcher	Date	Opponent
14	Jim Bunning	6/07/66	Cincinnati
14	Steve Carlton (L)	4/25/72	at San Francisco
14	Steve Carlton (L)	8/21/77	Houston
14	Steve Carlton (L)	9/09/77	St. Louis
14	Steve Carlton (L)	7/08/79	San Francisco
14	Steve Carlton (L)	9/21/82	at St. Louis
14	Terry Mulholland (L)	6/04/93	Colorado
14	Curt Schilling	8/20/98(1)	Arizona

MOST STRIKEOUTS, OPPOSING PITCHERS

Ks	Pitcher	Date	Opponent
19	David Cone	10/6/91	New York Mets
16	Sandy Koufax (L)	6/22/59	at Los Angeles
16	Sandy Koufax (L)	5/26/62	at Los Angeles
16	Bob Veale (L)	6/01/65	at Pittsburgh
16	Sandy Koufax (L)	7/27/66	at LA (11 inn.)

Ks	Pitcher	Date	Opponent
16	Steve Carlton (L)	9/20/67	St. Louis
16	Steve Carlton (L)	5/21/70	St. Louis
16	Bob Gibson	5/23/70	St. Louis
16	Dwight Gooden	9/17/84	New York Mets

10 STRIKEOUTS OR MORE, GAME (SINCE 1900)

of Games
with 10 Ks

Pitchers

70	Steve Carlton
46	Curt Schilling
25	Jim Bunning
17	Chris Short
9	Ray Culp
8	Grover Alexander
7	Robin Roberts
6	Art Mahaffey, Earl Moore
5	Grant Jackson, Jack Sanford
4	Dennis Bennett, Larry Christenson, Sid Fernandez, Bill Foxen, Chick Fraser, Kevin Gross, Terry Mulholland, Curt Simmons, Doc White, Rick Wise
3	John Denny, Woodie Fryman, Tommy Greene, Wayne LaMaster
2	Matt Beech, Ralph Caldwell, George Chalmers, Tyler Green, Harvey Haddix, Ken Howell, Johnny Lush, Lee Meadows, Robert Person, Jimmy Ring, Dick Ruthven, Randy Wolf
1	Bo Belinsky, Ray Benge, Ken Brett, Earl Caldwell, Don Cardwell, Gene Conley, Harry Coveleski, Jose DeJesus, Murry Dickson, Mike Grace, Jack Hamilton, Ken Heintzelman, Charles Hudson, Si Johnson, Syl Johnson, Mark Leiter, John Lindell, Jack Meyer, Seth Morehead, Hugh Mulcahy, Lowell Palmer, Claude Passeau, Hub Pruett, Ken Raffensberger, Shane Rawley, Eppa Rixey, Tom Seaton, Garrett Stephenson, Wayne Twitchell, Mike Williams

PITCH/DEFENSE

DID YOU KNOW?

Rick Wise retired 32 consecutive Cubs batters on September 18, 1971, just four shy of the NL record.

YEARLY PITCHING LEADERS

YEAR	GAMES	COMPLETE GAMES	WINS	LOSSES
1883	Coleman65	Coleman59	Coleman12	Coleman48*
1884	Ferguson50	Ferguson46	Ferguson21	Ferguson25
1885	Daily50	Daily49	two with26	Daily23
1886	Ferguson48	Ferguson43	Ferguson30	Casey18
1887	Case46	Casey43	Casey28	Buffinton17
1888	Buffinton46	Buffinton43	Buffinton28	Casey18
1889	Buffinton47	Buffinton37	Buffinton27	Sanders18
1890	Gleason60	Gleason54	Gleason38	Vickery22
1891	Gleason53	Gleason40	Gleason24	Gleason22
1892	Weyhing59	Weyhing46	Weyhing32	Weyhing21
1893	Weyhing42	Weyhing33	Weyhing23	Weyhing16
1894	Taylor41	Taylor31	Taylor23	Weyhing14
1895	Carsey44	Carsey35	Taylor26	Carsey16
1896	Taylor45	Taylor35	Taylor20	Taylor21
1897	Taylor40	Taylor35	Taylor16	Taylor20
1898	Platt39	two with33	Platt24	Donahue17
1899	Platt39	Platt31	Platt23	Platt15
1900	Orth33	Orth24	Fraser16	Orth13
1901	two with35	Donahue34	Donahue21	two with13
1902	D. White36	D. White34	D. White16	D. White20*
1903	Duggleby36	Duggleby28	Duggleby13	Duggleby18
1904	Fraser42	Fraser32	Fraser14	Fraser24
1905	Pittinger46#	Pittinger29	Pittinger23	Duggleby17
1906	two with42	Sparks29	Sparks19	Duggleby19
1907	two with37	Sparks24	Sparks22	Moren18
1908	McQuillan48	McQuillan32	McQuillan23	McQuillan17
1909	McQuillan41	Moore24	Moore18	McQuillan16
1910	Moore46	Ewing20	Moore22	Moore15
1911	Alexander48	Alexander31*	Alexander28*	Moore19*
1912	Alexander46	Alexander26	Alexander19	Alexander17
1913	Seaton52	Alexander23	Seaton27*	two with12
1914	Mayer48	Alexander32*	Alexander27#	Mayer19
1915	Alexander49	Alexander36*	Alexander31*	Mayer15
1916	Alexander48	Alexander38*	Alexander33*	Demaree14
1917	Alexander45	Alexander35*	Alexander30*	Rixey21*
1918	Prendergast33	Prendergast20	two with13	Oeschger18*
1919	G. Smith31	G. Smith15	Meadows8	two with12
1920	G. Smith43	Rixey25	Meadows16	Rixey22*
1921	G. Smith39	Ring21	Meadows11	G. Smith20*
1922	G. Smith42	Meadows19	two with12	two with18
1923	Ring39	Ring23	Ring18	Weinhart17
1924	Carlson38	Ring16	two with10	Carlson17
1925	Ring38	Ring21	Ring14	Mitchell17
1926	Willoughby47	Carlson20	Carlson17	Dean16
1927	Scott48#	Scott17	Scott9	Scott21
1928	Benge40	Benge12	Benge8	Benge18
1929	Willoughby49	Willoughby14	Willoughby15	Benge15
1930	H. Elliott48*	Collins17	Collins16	Willoughby17
1931	J. Elliott52*	two with16	J. Elliott19#	Benge18
1932	Collins43	Holley16	Collins14	Holley14
1933	Liska45	Holley12	Holley13	Holley15
1934	C. Davis51*	C. Davis18	C. Davis19	Collins18
1935	Jorgens53*	C. Davis19	C. Davis16	Jorgens15
1936	Passeau49	Walters15	two with11	Walters21*
1937	Mulcahy56*	Passeau18	LaMaster15	LaMaster19
1938	Mulcahy46	two with15	Passeau11	Mulcahy20*
1939	Mulcahy38	two with14	Higbe10	Mulcahy16
1940	Higbe41	Mulcahy21	Higbe14	Mulcahy22*
1941	Pearson46	Podgajny8	two with9	two with14
1942	Podgajny43	Hughes19	Hughes12	Melton20

* League Leader # Tied for League Lead

YEARLY PITCHING LEADERS

YEAR	GAMES	COMPLETE GAMES	WINS	LOSSES
1943	Gerheuser.....38	two with11	Rowe14	Gerheuser19
1944	Schanz40	Raffensberger18	two with13	Raffensberger20*
1945	Karl67*	Barrett9	Karl9	Barrett20*
1946	two with39	Raffensberger14	two with11	Raffensberger15
1947	Donnelly38	Leonard19	Leonard17	Judd15
1948	Dubiel37	Leonard16	Leonard12	Leonard18*
1949	Konstanty53	Heintzelman15	two with17	Roberts15
1950	Konstanty74*	Roberts21	Roberts20	two with11
1951	Konstanty58	Roberts22	Roberts21	Roberts15
1952	Hansen43	Roberts30*	Roberts28*	Drews15
1953	Konstanty48	Roberts33*	Roberts23#	Roberts16
1954	Roberts45	Roberts29*	Roberts23*	Dickson20*
1955	J. Meyer50	Roberts26*	Roberts23*	Roberts14
1956	R. Miller49	Roberts22*	Roberts19	Roberts18*
1957	Farrell52	Sanford15	Sanford19	Roberts22*
1958	Farrell54	Roberts21	Roberts17	two with14
1959	J. Meyer47	Roberts19	Roberts15	Roberts17
1960	Farrell59	Roberts13	Roberts12	two with16
1961	Baldschun65	Mahaffey12	Mahaffey11	Mahaffey19*
1962	Baldschun67	Mahaffey20	Mahaffey19	Mahaffey14
1963	Baldschun65	two with10	Culp14	Culp12
1964	Baldschun71	Bunning13	Bunning19	Bennett14
1965	Baldschun65	two with15	Bunning19	Short11
1966	Knowles69	Short19	Short20	Bunning14
1967	Farrell50	Bunning16	Bunning17	two with15
1968	Farrell54	L. Jackson12	Short19	L. Jackson17
1969	two with46	Wise14	Wise15	G. Jackson18
1970	Selma73	Short7	Wise13	Short16
1971	Brandon52	Wise17	Wise17	three with14
1972	Twitchell49	Carlton30*	Carlton27*	Reynolds15
1973	Scarce52	Carlton18#	four with13	Carlton20*
1974	Scarce58	Carlton17	Lonborg17	Schueler16
1975	Garber71*	Carlton14	Carlton15	Carlton14
1976	two with59	Carlton13	Carlton20	Kaat14
1977	Garber64	Carlton17	Carlton23*	Kaat11
1978	Reed66	Carlton12	Carlton16	Christenson14
1979	McGraw65	Carlton13	Carlton18	Lerch13
1980	McGraw57	Carlton13	Carlton24*	Lerch14
1981	Lyle48	Carlton10	Carlton13	two with7
1982	R Reed57	Carlton19*	Carlton23*	three with11
1983	Holland68	Carlton8	Denny19*	Carlton16
1984	Holland68	two with3	Koosman14	Koosman15
1985	Carman71	three with6	Gross15	Denny14
1986	Tekulve73	two with7	Gross12	Gross12
1987	Tekulve90	Rawley4	Rawley17	Gross16
1988	Tekulve70	Gross5	Gross12	Rawley16
1989	Parrett72	three with2	two with12	Carman15*
1990	McDowell72	Mulholland6	Combs10	Ruffin13
1991	Williams69	Mulholland8	Mulholland16	Mulholland13
1992	Williams66	Mulholland12*	Schilling14	Abbott14
1993	West76	three with7	two with16	Jackson11
1994	Stocumb52	Jackson4	Jackson14	West10
1995	Bottalico62	Green4	Quantrill11	Quantrill12
1996	Borland69	Schilling8	Schilling9	Williams14
1997	Spradlin76	Schilling7	Schilling17	Leiter17*
1998	Gomes71	Schilling15*	Schilling15	Schilling14
1999	Gomes73	Schilling8	two with15	Ogea12

*League Leader

#Tied for League Lead

YEARLY PITCHING LEADERS

YEAR	ERA	SHUTOUTS	INNINGS PITCHED	STRIKEOUTS
1883	Coleman4.87	Coleman3	Coleman538.1	Coleman159
1884	Vinton2.23	Ferguson2	Ferguson416.2	Ferguson194
1885	Daily2.21	Ferguson5	Daily440.0	Ferguson194
1886	Ferguson1.98*	two with4	Ferguson395.2	Ferguson212
1887	Casey2.86*	Casey4*	Casey390.1	Buffinton160
1888	Sanders1.90	Buffinton6	Buffinton400.1	Buffinton199
1889	Buffinton3.24	Buffinton2	Buffinton380.0	Buffinton153
1890	Gleason2.63	Gleason6	Gleason506.0	Gleason222
1891	Gleason3.51	three with1	Gleason418.0	Esper108
1892	Keefe2.36	Weyhing6	Weyhing469.2	Weyhing202
1893	Taylor4.24	Weyhing2	Weyhing345.1	Weyhing101
1894	Taylor4.08	Weyhing2	Taylor298.0	Weyhing81
1895	Taylor4.49	Taylor1	Carsey342.1	Taylor93
1896	Orth4.41	two with1	Taylor359.0	Taylor97
1897	Wheeler3.96	two with2	Taylor317.1	Taylor88
1898	Orth3.02	Piatt6#	Piatt306.0	Piatt121
1899	Orth2.49*	two with4	Piatt305.0	Piatt89
1900	Fraser3.14	two with2	Orth262.0	Orth68
1901	Orth2.27	Orth6#	Donahue304.1	D. White132
1902	D. White2.53	two with3	D. White306.0	D. White185
1903	Sparks2.72	Duggleby3	Duggleby264.0	Fraser104
1904	Corridon2.19	two with3	Fraser302.0	Fraser127
1905	Sparks2.18	Pittinger4	Pittinger337.0	Pittinger136
1906	Sparks2.16	Sparks6	Sparks316.2	Lush151
1907	Richie2.00	Brown4	Corridon274.0	Corridon131
1908	McQuillan1.53	McQuillan7	McQuillan359.2	McQuillan114
1909	E. Moore2.10	two with4	E. Moore299.2	E. Moore173
1910	McQuillan1.60*	E. Moore6	E. Moore283.0	E. Moore185*
1911	Alexander2.57	Alexander7#	Alexander367.0*	Alexander227
1912	Rixey2.50	two with3	Alexander310.1#	Alexander195*
1913	Brennan2.36	Alexander9*	Seaton322.1*	Seaton168*
1914	Alexander2.38	Alexander6	Alexander355.0*	Alexander214*
1915	Alexander1.22*	Alexander12*	Alexander376.1*	Alexander241*
1916	Alexander1.55*	Alexander16+	Alexander388.2*	Alexander167*
1917	Alexander1.86*	Alexander8*	Alexander387.2*	Alexander201*
1918	Jacobs2.41	Jacobs4	Prendergast252.1	Hogg81
1919	Meadows2.47	Meadows3	G. Smith185.0	Meadows88
1920	Meadows2.84	Meadows3	Rixey284.1	Rixey109
1921	Winters3.63	Meadows2	Ring246.0	Ring88
1922	Weinert3.40	Meadows2	Ring249.1	Ring116
1923	Ring3.76	Glazner3	Ring313.1	Ring112
1924	Ring3.97	two with2	Ring215.1	Ring72
1925	Carlson4.23	Carlson4#	Ring270.0	Ring93
1926	Carlson3.24	Carlson3	Carlson267.1	Carlson55
1927	Ulrich3.17	five with1	Scott233.1	Pruett90
1928	Benge4.55	four with1	Benge201.2	Ring72
1929	Willoughby4.99	two with2	Willoughby243.1	Benge78
1930	Collins4.78	three with1	Collins239.0	Collins87
1931	Benge3.17	three with2	J. Elliott249.0	Benge117
1932	Rhem3.74	two with2	Holley228.0	Benge89
1933	Holley3.53	two with3	Holley206.2	Holley56
1934	C. Davis2.95	two with3	C. Davis274.1	C. Davis99
1935	C. Davis3.66	C. Davis3	C. Davis231.0	C. Davis74
1936	Walters4.26	Walters4#	Walters258.0	Passeau85
1937	Passeau4.34	Walters3	Passeau292.1*	LaMaster135
1938	Butcher2.93	three with1	Mulcahy267.1	Passeau100
1939	Beck4.73	three with1	Mulcahy225.2	Higbe79
1940	Mulcahy3.60	Mulcahy3	Higbe283.0	Higbe137*
1941	Hughes4.45	Hughes2	Podgany181.1	Johnson80
1942	Hughes3.06	two with1	Hughes253.0	Melton107

* League Leader

#Tied for League Lead

+ 1st on All-Time Single Season Leaders List

YEARLY PITCHING LEADERS

YEAR	ERA	SHUTOUTS	INNINGS PITCHED	STRIKEOUTS
1943	Barrett.....2.39	Rowe.....3	Gerheuser.....215.0	Gerheuser.....92
1944	Raffensberger.....3.06	two with.....3	Raffensberger.....258.2	Raffensberger.....136
1945	Karl.....2.99	Mauney.....2	Barrett.....190.2	Schanz.....56
1946	Judd.....3.53	three with.....2	Raffensberger.....196.0	Raffensberger.....73
1947	Leonard.....2.68	Leonard.....3	Leonard.....235.0	Leonard.....103
1948	Leonard.....2.51	two with.....2	Leonard.....225.2	Leonard.....92
1949	Heintzelman.....3.02	Heintzelman.....5#	Heintzelman.....250.0	Roberts.....95
1950	Roberts.....3.02	Roberts.....5#	Roberts.....304.1	two with.....146
1951	Roberts.....3.03	Roberts.....6*	Roberts.....315.0*	Roberts.....127
1952	Roberts.....2.59	Simmons.....6#	Roberts.....330.0*	Roberts.....148
1953	Roberts.....2.75	Roberts.....5	Roberts.....346.2*	Roberts.....198*
1954	Simmons.....2.81	two with.....4	Roberts.....336.2*	Roberts.....185*
1955	Roberts.....3.28	Dickson.....4	Roberts.....305.0*	Roberts.....160
1956	Simmons.....3.36	Haddix.....2	Roberts.....297.1	Roberts.....157
1957	Sanford.....3.08	Sanford.....3	Roberts.....249.2	Sanford.....188*
1958	Roberts.....3.23	two with.....2	Roberts.....269.2	Roberts.....130
1959	Conley.....3.00	Conley.....3	Roberts.....257.1	Roberts.....137
1960	Conley.....3.68	two with.....2	Roberts.....237.1	Roberts.....122
1961	Mahaffey.....4.10	Mahaffey.....3	Mahaffey.....219.1	Mahaffey.....158
1962	Bennett.....3.81	two with.....2	Mahaffey.....274.0	Mahaffey.....177
1963	Short.....2.29	Culp.....5	McLish.....209.2	Culp.....176
1964	Short.....2.20	Bunning.....5	Bunning.....284.1	Bunning.....219
1965	Bunning.....2.60	Bunning.....7	Short.....297.1	Bunning.....268
1966	Bunning.....2.41	Bunning/ L. Jackson.....5#	Bunning.....314.0	Bunning.....252
1967	Bunning.....2.29	Bunning.....6*	Bunning.....302.1*	Bunning.....253*
1968	L. Jackson.....2.77	Fryman.....5	Short.....269.2	Short.....202
1969	Wise.....3.23	G. Jackson.....4	G. Jackson.....253.0	G. Jackson.....180
1970	Bunning.....4.11	Fryman.....3	Wise.....220.0	Selma.....153
1971	Wise.....2.88	Wise.....4	Wise.....272.0	Wise.....155
1972	Carlton.....1.97*	Carlton.....8	Carlton.....346.1*	Carlton.....310*
1973	Twitchell.....2.50	Twitchell.....5	Carlton.....293.1#	Carlton.....223
1974	Lonborg.....3.21	Lonborg.....3	Carlton.....291.0	Carlton.....240*
1975	Carlton.....3.56	Carlton.....3	Carlton.....255.0	Carlton.....192
1976	Lonborg.....3.08	Carlton.....2	Carlton.....252.2	Carlton.....195
1977	Carlton.....2.64	Carlton.....2	Carlton.....283.0	Carlton.....198
1978	Carlton.....2.84	two with.....3	Carlton.....247.0	Carlton.....161
1979	Carlton.....3.62	Carlton.....4	Carlton.....251.0	Carlton.....213
1980	Carlton.....2.34	Carlton.....3	Carlton.....304.0*	Carlton.....286*
1981	Carlton.....2.42	Carlton.....1	Carlton.....190.0	Carlton.....179
1982	Carlton.....3.10	Carlton.....6*	Carlton.....295.2*	Carlton.....286*
1983	Denny.....2.37	Carlton.....3	Carlton.....283.2*	Carlton.....275*
1984	Koosman.....3.25	two with.....1	Carlton.....229.0	Carlton.....163
1985	Rawley.....3.31	three with.....2	Gross.....205.2	Gross.....151
1986	Gross.....4.02	two with.....2	Gross.....241.2	Gross.....154
1987	Carman.....4.22	Carman.....2	Rawley.....229.2	Carman.....125
1988	Gross.....3.69	three with.....1	Gross.....231.2	Gross.....162
1989	Howell.....3.44	six with.....1	Howell.....204.0	Howell.....164
1990	Mulholland.....3.34	Combs.....2	Combs.....183.1	Combs.....108
1991	Greene.....3.38	Mulholland.....3	Mulholland.....232.0	Greene.....154
1992	Schilling.....2.35	Schilling.....4	Mulholland.....229.0	Schilling.....147
1993	Mulholland.....3.25	three with.....2	Schilling.....235.1	Schilling.....186
1994	D. Jackson.....3.26	D. Jackson.....1	D. Jackson.....179.1	D. Jackson.....129
1995	Schilling.....3.57	Green.....2	Quantrill.....179.1	Schilling.....114
1996	Schilling.....3.19	Schilling.....2	Schilling.....183.1	Schilling.....182
1997	Schilling.....2.97	Schilling.....2	Schilling.....254.1	Schilling.....319*
1998	Schilling.....3.25	Schilling.....2	Schilling.....268.2*	Schilling.....300*
1999	Schilling.....3.54	two with.....1	Byrd.....199.2	Schilling.....152

* League Leader

Tied for League Lead

SEASON LEADERS

20 WINS

1884	Ferguson	21-25
1885	Ferguson	26-20
	Daily	26-23
1886	Ferguson	30-9
	Casey (LH)	24-18
1887	Casey (LH)	28-13
	Ferguson	22-10
	Buffinton	21-17
1888	Buffinton	28-17
1889	Buffinton	28-16
1890	Gleason	38-17
	Vickery	24-22
1891	Gleason	24-22
	Esper (LH)	20-15
1892	Weyhing	32-21
1893	Weyhing	23-16
	Carsey	20-15
1894	Taylor	23-13
1895	Taylor	26-14
	Carsey	24-15
1896	Taylor	20-21
1898	Platt (LH)	24-14
1899	Platt (LH)	23-15
	Donahue	22-8
	Fraser	21-12
1901	Orth	20-12
	Donahue	21-13
1905	Pittinger	23-14
1907	Sparks	22-8
1908	McQuillan	23-17
1910	Moore	22-15
1911	Alexander	28-13*
1913	Seaton	27-12*
	Alexander	22-8
1914	Alexander	27-15*
	Mayer	21-19
1915	Alexander	31-10*
	Mayer	21-15
1916	Alexander	33-12*
	Rixey (LH)	22-10
1917	Alexander	30-13*
1950	Roberts	20-11
1951	Roberts	21-15
1952	Roberts	28-7*
1953	Roberts	23-16*
1954	Roberts	23-15*
1955	Roberts	23-14*
1966	Short (LH)	20-10
1972	Carlton (LH)	27-10*
1976	Carlton (LH)	20-7
1977	Carlton (LH)	23-10*
1980	Carlton (LH)	24-9*
1982	Carlton (LH)	23-11*

.700 WINNING PCT

1886	Ferguson (30-9)	.769
1899	Donahue (21-8)	.724
1907	Sparks (21-8)	.724
1913	Alexander (22-8)	.733
1915	Alexander (31-10)	.756*
1916	Alexander (33-12)	.733
1952	Roberts (28-7)	.800
1957	Sanford (19-8)	.704
1964	Bunning (19-8)	.704
1972	Carlton (LH) (27-10)	.730
1976	Carlton (LH) (20-7)	.741*
1977	Christenson (19-6)	.760

.700 WINNING PCT

(continued)

1980	Carlton (LH) (24-9)	.727
1983	Denny (19-6)	.760*
1991	Williams (LH) (12-5)	.706
1993	Greene (16-4)	.800
1994	Jackson (LH) (14-6)	.700
1999	Schilling (15-6)	.714

20 SAVES

1950	Konstanty	22*
1964	Baldschun	21
1970	Selma	22
1980	McGraw (LH)	20
1983	Holland (LH)	25
1984	Holland (LH)	29
1986	Bedrosian	29
1987	Bedrosian	40*
1988	Bedrosian	28
1989	McDowell	23
1990	McDowell	22
1991	Williams (LH)	30
1992	Williams (LH)	29
1993	Williams (LH)	43
1994	Jones	27
1995	Slocumb	32
1996	Bottalico	34
1997	Bottalico	34
1998	Leiter	23

200 STRIKEOUTS

1886	Ferguson	212
1890	Gleason	222
1892	Weyhing	202
1911	Alexander	227
1914	Alexander	214*
1915	Alexander	241*
1917	Alexander	201*
1964	Bunning	219
1965	Bunning	268
	Short (LH)	237
1966	Bunning	252
1967	Bunning	253*
1968	Short (LH)	202
1972	Carlton (LH)	310*
1973	Carlton (LH)	223
1974	Carlton (LH)	240*
1979	Carlton (LH)	213
1980	Carlton (LH)	286*
1982	Carlton (LH)	286*
1983	Carlton (LH)	275*
1997	Schilling	319*
1998	Schilling	300*

65 GAMES PITCHED

1883	Coleman	65
1945	Karl	67*
1950	Konstanty	74*
1961	Baldschun	65*
1962	Baldschun	67
1963	Baldschun	65
1964	Baldschun	71
1965	Baldschun	65
1966	Knowles (LH)	69
1970	Selma	73
1975	Garber	71*
1978	Reed	66
1979	McGraw (LH)	65
1983	Holland (LH)	68

65 GAMES PITCHED

(continued)

1884	Holland (LH)	68
1885	Carman (LH)	71
1886	Tekulve	73
	Bedrosian	68
1987	Tekulve	90*
	Bedrosian	65
1988	Tekulve	70
	Harris	66
1989	Parrett	72
1990	McDowell	72
	Akerfelds	71
1991	Williams (LH)	69
	Boever	68
1992	Williams (LH)	66
1993	West (LH)	76
	Williams (LH)	65
1996	Borland	69
1997	Spradlin	76
	Bottalico	69
1998	Gomes	71
	Leiter	69
	Spradlin	69
1999	Gomes	73

2.40 ERA

1884	Vinton	2.23
1885	Daily	2.21
	Ferguson	2.22
1886	Ferguson	1.98*
1888	Sanders	1.90
	Buffinton	1.91
1892	Keefe	2.36
1901	Orth	2.27
1904	Corridon	2.19
1905	Sparks	2.18
	Nichols	2.27
1906	Sparks	2.16
	Duggleby	2.25
	Lush (LH)	2.37
1907	Sparks	2.00
1908	McQuillan	1.53
	Richie	1.83
	Foxen (LH)	1.95
1909	Moore	2.10
	Corridon	2.11
	McQuillan	2.14
1910	McQuillan	1.60*
1913	Brennan (LH)	2.39
1914	Alexander	2.38
1915	Alexander	1.22*
	Mayer	2.36
	Rixey (LH)	2.39
1916	Alexander	1.55*
	Rixey (LH)	1.85
1917	Alexander	1.86*
	Rixey (LH)	2.27
1943	Barrett	2.39
1964	Short (LH)	2.20
1967	Bunning	2.29
	Short (LH)	2.39
1972	Carlton (LH)	1.98*
1980	Carlton (LH)	2.34
1983	Denny	2.37
1992	Schilling	2.35

300 INNINGS PITCHED

1883	Coleman	538
1884	Ferguson	417
1885	Daily	440
	Ferguson	405
1886	Ferguson	396
	Casey (LH)	369
1887	Casey (LH)	390
	Buffinton	332
1888	Buffinton	400
1889	Buffinton	380
	Sanders	350
1890	Gleason	506
	Vickery	382
1891	Gleason	418
1892	Weyhing	470
	Carsey	318
	Keefe	313
1893	Weyhing	345
	Carsey	318
1895	Carsey	342
	Taylor	335
1896	Taylor	359
1897	Taylor	317
1898	Platt (LH)	306
1899	Platt (LH)	305
1901	Donahue	304
1902	White (LH)	306
1904	Fraser	302
1905	Pittinger	337
1906	Sparks	317
1908	McQuillan	360
1909	Moore	300
1911	Alexander	367*
	Moore	308
1912	Alexander	310*
1913	Seaton	322*
	Alexander	306
1914	Alexander	355*
	Mayer	321
1915	Alexander	376*
1916	Alexander	389*
1917	Alexander	388*
1923	Ring	313
1950	Roberts	304
1951	Roberts	315*
1952	Roberts	330*
1953	Roberts	347*
1954	Roberts	337*
1955	Roberts	305*
1966	Bunning	314
1967	Bunning	302*
1972	Carlton (LH)	346*
1980	Carlton (LH)	304*

(LH) Left-handed Pitcher
* League Leader

Note: See Yearly Pitching Leaders in this section for more information.

LEAGUE LEADERS - DEFENSE

1900 Nap Lajoie, 2b954	1927 Jimmy Cooney, ss978	1958 Willie Jones, 3b967	1976 Dave Cash, 2b988
Ed McFarland, c963	Dick Spalding, of992	Robin Roberts, p 1.000	1978 Larry Bowa, ss986
1901 Harry Wolverton, 3b921	1929 Walt Larian, c986	1962 Tony Gonzalez, of 1.000	Bob Boone, c991
Bill Hallman, 2b971	1932 Pinky Whitney, 3b960	1963 Tony Taylor, 2b986	Bake McBride, of996
1903 Harry Wolverton, 3b941	Don Hurst, 1b993	Don Demeter, of 1.000	1979 Larry Bowa, ss991
1904 Harry Wolverton, 3b925	1935 Johnny Vergez, 3b953	Chris Short, p 1.000	1980 Pete Rose, 1b997
1906 Roy Thomas, of986	1937 Pinky Whitney, 3b982	1964 Tony Gonzalez, of996	Steve Carlton, p 1.000
1909 Kitty Bransfield, 1b989	Dolph Camilli, 1b994	1966 Bill White, 1b994	1982 Garry Maddox, cf992
1910 Mickey Doolan, ss948	1939 Pinky May, 3b956	1967 Bobby Wine, ss980	Manny Trillo, 2b994
1911 Sherry Magee, of981	1940 Ham Schulte, 2b980	Tony Gonzalez993	1984 Ozzie Virgil, c994
1913 Hans Lobert, 3b974	1941 Pinky May, 3b972	1968 Cookie Rojas, 2b987	1986 Mike Schmidt, 3b980
Bill Killefer, c988	1942 Danny Litwhiler, of 1.000	Johnny Callison, of 1.000	1990 Pat Combs, p 1.000
1914 Hans Lobert, 3b944	1943 Pinky May, 3b963	Larry Jackson, p 1.000	1993 Curt Schilling, p 1.000
1915 Bobby Byrne, 3b969	1946 Frank McCormick, 1b999	1971 Larry Bowa, ss987	1994 Milt Thompson, of 1.000
1916 Bill Killefer, c985	1947 Dutch Leonard, p 1.000	Rick Wise, p 1.000	Danny Jackson, p 1.000
1917 Dode Paskert, of984	1953 Willie Jones, 3b993	1972 Don Money, 3b978	1995 Jim Eisenreich, of 1.000
Bill Killefer, c984	1954 Willie Jones, 3b968	Larry Bowa, ss987	1999 Mike Lieberthal, c997
1922 Butch Henline, c983	1955 Willie Jones, 3b960	1973 Greg Luzinski, of993	Curt Schilling, p 1.000
1924 Heinia Sand, ss959	Andy Seminick, c994	Ken Brett, p 1.000	
George Harper, of986	1956 Willie Jones, 3b973	1974 Larry Bowa, ss984	

ALL-TIME FIELDING TEAM

Pos.	Player	Year	G	TC	E	PCT
1B	Frank McCormick	1946	134	1283	1	.999*
2B	Manny Trillo	1982	149	789	5	.994
SS	Larry Bowa	1979	146	683	6	.991
3B	Pinky Whitney	1937	130	374	7	.982
OF	Danny Litwhiler	1942	151	317	0	1.000*
OF	Tony Gonzalez	1962	114	276	0	1.000
OF	Don Demeter	1963	119	172	0	1.000
OF	Johnny Callison	1968	109	197	0	1.000
OF	Jim Eisenreich	1995	111	207	0	1.000
C	Mike Lieberthal	1999	143	946	3	.997
P	Eppa Rixey	1917	39	108	0	1.000

*League Record

PHILLIES PLAYING ALL FOUR INFIELD POSITIONS

Richie Allen	Cozy Dolan	Charlie Hayes	Emmett Mueller	Glen Stewart
Ruben Amaro	She Donahue	Roy Hughes	Dode Paskert	Tony Taylor
John Antonelli	Mariano Duncan	Hal Irelan	Harry Pearce	John Vukovich
Shad Berry	Barney Friberg	Wally Kimmick	Bobby Pfeil	Jimmy Walsh
Lena Blackburne	Kid Gleason	Pete Mackanin	Charlie Reilly	Joe Ward
Ernie Courtney	Bill Grey	Les Mallon	Cookie Rojas	Russ Wrightstone
Lave Cross	Bill Hallman	Dots Miller	Mike Schmidt	
Ed Delahanty	Terry Harmon	Bobby Morgan	Pop Schriver	

REGULAR STARTERS AT 3 DIFFERENT POSITIONS

Richie Allen	3B (1964-67)	LF (1968)	1B (1969; 75-76)
Ed Andrews	2B (1884)	LF (1885)	CF (1886-88)
Ed Delahanty	CF (1891-92)	LF (1893-99; 1901)	1B (1900)
Bill Hallman	SS (1899)	2B (1892-96; 1901)	3B (1902)
Von Hayes	RF (1983-84, 89-90)	CF (1985)	1B (1986-88)



TRIPLE PLAYS

TURNED BY PHILLIES

Date	Opponent	Fielders	Batter
9/08/90	vs BKN	Allen (ss) to Myers (2b) to McCauley (1b)	Smith
4/23/91	vs BKN	Shindle (3b) to Allen (ss)	O'Brien
9/05/08	vs NYG	Doolan (ss) to Knabe (2b) to Doolin (c) to Grant (3b) to Doolan (ss) to Doolin (c) to Grant (3b)	Devlin
9/04/09	vs BKN	Doolan (ss) to Ward (2b) to Bransfield (1b) to Doolin (c)	Bell
8/12/16	vs NYG	Bancroft (ss) to Byrne (3b) to Bancroft (ss)	Robertson
5/26/18	at CIN	Bancroft (ss) to Luderus (1b)	Magee
7/06/23	vs PIT	Mokan (lf) to Henline (c) to Sand (ss)	Carey
7/04/24	at NYG	Ford (3b) to Sand (ss) to Holke (1b)	Groh
5/01/25	vs BOS	Schultz (rf) to Henline (c) to Fonseca (2b)	O'Neil
6/29/25	vs BKN	Carlson (p) to Sand (ss) to Hawks (1b)	DeBerry
6/03/29	at PIT	Thompson (2b) to Hurst (1b) to Friberg (ss)	Grimes
9/16/30	vs PIT	Thompson (2b) to Sherlock (1b)	Traynor
7/01/31	vs CHI	Mallon (2b) to Friberg (1b) to Bartell (ss)	Taylor
4/26/35	at NYG	Wilson (c) to Blvin (p) to Ryan (ss) to Camilli (1b)	Mancusco
7/23/48	at CIN	Caballero (3b) to Hamner (2b) to Sisler (1b)	Stallcup
6/23/49	at PIT	Miller (2b) to Hamner (ss) to Sisler (1b)	Stevens
6/22/50	vs PIT	Miller (p) to Hamner (ss) to Waitkus (1b) to Seminick (c)	Bell
9/25/55	at NYG	Kazanski (ss) to Morgan (2b) to Blaylock (1b)	Hoffman
6/28/58	vs STL	Hemus (2b) to Anderson (1b)	K. Boyer
5/17/64	at HOU	Herrnstein (1b) to Wine (ss) to Herrnstein to Triandos (c)	Grote
8/15/64	at NYM	Boozar (p) to Amaro (3b) to Thomas (1b)	Klaus
10/2/64	at CIN	Johnson (lf) to Wine (ss) to Taylor (2b) to Power (1b)	D. Johnson
8/15/67	vs NYM	Allen (3b) to Rojas (2b) to White (1b)	Linz
5/04/68	vs PIT	Wine (ss) to Rojas (2b) to White (1b)	Mota
4/28/91	vs SD	Ready (2b) to Jordan (1b)	T. Gwynn
9/20/92	at PIT	Morandini (2b) unassisted	King
8/20/98	at SF	Arias (ss) to Lewis (2b) to Brogna (1b)	Kent
5/15/99	vs NYM	Arias (ss) to Brogna (1b)	Piazza

TURNED VS PHILLIES

Date	Opponent	Fielders	Batter
9/08/85	vs NYG	Connor (1b) to Gerhardt (2b)	Ferguson
8/04/87	at CHI	Pfeffer (2b) to Williamson (ss) to Burns (3b)	McGuire
9/11/94	at PIT	Steere (ss) to Beckley (1b) to Sugden (c) to Bierbauer (2b)	Delahanty
6/26/02	vs NYG	Bean (ss) to Smith (2b) to O'Hagan (1b) to Yeager (c)	Jacklitsch
7/27/07	at PIT	Nealon (1b) to Wagner (ss) to Nealon (1b)	Courtney
9/23/07	at CHI	Howard (1b) to Tinker (ss)	Doolin
9/03/08	vs BKN	Pastorius (p) to Alperman (2b) to Jordan (1b)	Doolin
10/9/11	vs BOS	Ingerton (ss) to Sweeney (2b) to Houser (1b)	Knabe
4/24/14	at NYG	Doyle (2b) to Merkle (1b) to Fletcher (ss) to McLean (c)	Luderus
7/17/19	vs STL	Lavan (ss) to Hornsby (3b)	Sicking
7/07/20	at PIT	Cooper (p) to Caton (ss) to Grimm (1b)	Wheat
8/21/20	at PIT	Cooper (p) to McKechnie (3b) to Whitted (1b)	LeBourveau
7/27/21	at STL	Hornsby (ss) to Toporcer (2b) to Fournier (1b)	Rapp
9/03/22	at NYG	Youngs (rf) to Bancroft (ss) to Groh (3b) to Kelly (1b)	Smith
10/6/23	at BOS	Padgett (ss) unassisted	Holke
7/30/24	vs STL	Bottomley (1b) to Cooney (ss) to Hornsby (2b)	Allen
9/06/24	vs NYG	Frisch (2b) to Terry (1b)	Mokan
5/18/29	vs BKN	Hendrick (1b) to Bancroft (ss)	Schultz
5/25/29	at BKN	Bancroft (ss) to Hendrick (1b) to Moore (2b)	O'Doul
5/29/34	at BOS	Frankhouse (p) to Jordan (1b) to Urbanski (ss)	Peel
8/04/34	vs NYG	Critz (2b) to Terry (1b) to Jackson (ss)	Jeffries
9/16/36	vs STL	Haines (p) to Mize (1b) to Durocher (ss)	Grace
7/12/37	vs NYG	Ott (rf) to Mancusco (c) to Bartell (ss) to Chiozza (3b)	Arnovich
9/06/42	vs BOS	Earley (p) to Miller (ss) to West (1b)	Murtaugh
8/23/47	vs STL	Rice (c) to Marion (ss) to Musial (1b)	Gilbert
5/21/50	vs STL	Garagiola (c) to Glaviano (3b) to Marion (ss) to Musial (1b)	Waitkus
8/30/53	vs CIN	Bridges (2b) to McMillian (ss) to Kluzewski (1b)	Hamner
7/06/60	at MIL	Cotter (2b) to Adcock (1b) to Crandall (c) to Mathews (3b)	Smith
7/15/78	at ATL	Homer (3b) to Hubbard (2b) to Murphy (1b)	Cardenal
4/11/81	at STL	Templeton (ss) to Porter (c) to Hernandez (1b) to Herr (2b) to Oberkfell (3b)	Matthews



Rico Brogna

Reached career highs in runs (90), hits (172), at bats (619), home runs (29) and games (157) in 1999.

1999 REVIEW

<i>Club Stats.....</i>	<i>109</i>
<i>Day By Day.....</i>	<i>112-113</i>
<i>Detailed Stats, Team</i>	<i>111</i>
<i>Detailed Stats, Fielding.....</i>	<i>110</i>
<i>Final Standings.....</i>	<i>107</i>
<i>Final Stats.....</i>	<i>108-109</i>
<i>Highs & Lows.....</i>	<i>114</i>
<i>Interleague Stats.....</i>	<i>106</i>
<i>Pinch-Hitting Stats.....</i>	<i>107</i>
<i>Spring Training Stats.....</i>	<i>106</i>
<i>Team Notes</i>	<i>116</i>
<i>Transactions.....</i>	<i>115</i>
<i>Wild Card Standings</i>	<i>107</i>

1999 SPRING TRAINING STATISTICS

BATTING

NAME	AVG	SLG	OBP	G	AB	R	H	2B	3B	HR	RBI	SB
Abreu	.391	.688	.467	23	64	17	25	10	0	3	12	4
Alvarez	.000	.000	.000	1	1	0	0	0	0	0	0	0
Anderson	.380	.595	.410	22	79	16	30	3	4	2	10	4
Arias	.288	.390	.358	23	59	6	17	1	1	1	3	0
G. Bennett	.270	.324	.386	23	37	5	10	2	0	0	4	0
Brogna	.293	.520	.329	23	75	11	22	5	0	4	20	1
Burrell	.125	.125	.222	5	8	1	1	0	0	0	1	0
Carter	.000	.000	.000	2	2	0	0	0	0	0	0	0
Carver	.000	.000	.000	3	6	0	0	0	0	0	0	0
Cody	—	—	1.000	1	0	0	0	0	0	0	0	0
Dominique	.000	.000	.000	2	2	0	0	0	0	0	0	0
Doster	.300	.380	.321	24	50	5	15	4	0	0	8	0
Ducey	.250	.423	.304	25	52	6	13	6	0	1	5	1
Duncan	.250	.250	.250	2	4	1	1	0	0	0	0	0
Estrada	.000	.000	.000	1	1	0	0	0	0	0	0	0
Flores	.000	.000	.250	6	3	2	0	0	0	0	0	0
Francia	.000	.000	.000	1	1	0	0	0	0	0	0	0
Frazier	.154	.154	.154	6	13	2	2	0	0	0	0	1
Gant	.262	.410	.338	21	61	9	16	4	1	1	10	0
Glanville	.347	.444	.415	23	72	14	25	2	1	1	5	4
Harris	.000	.000	.000	2	2	0	0	0	0	0	0	0
Horne	.000	.000	.286	3	5	0	0	0	0	0	0	0
Huff	.500	1.000	.500	2	2	1	1	1	0	0	0	0
Jordan	.226	.306	.271	23	62	11	14	5	0	0	6	0
Lieberthal	.474	.825	.500	20	57	12	27	8	0	4	19	1
Lovullo	.400	.720	.444	19	25	5	10	5	0	1	2	0
Lucca	.750	.750	.750	3	4	2	3	0	0	0	0	0
Magee	.227	.545	.227	10	22	2	5	1	0	2	4	0
McArthur	.000	.000	.000	1	2	0	0	0	0	0	0	0
McMillon	.238	.476	.360	17	21	3	5	0	1	1	1	0
Michaels	—	—	—	1	0	0	0	0	0	0	0	0
Miller	.226	.258	.314	18	31	1	7	1	0	0	4	0
Pierce	.000	.000	.333	2	2	1	0	0	0	0	0	0
Polidor	.000	.000	.000	1	1	1	0	0	0	0	1	0
Prince	.217	.304	.250	10	23	2	5	2	0	0	1	0
Punto	.500	.500	.500	2	2	2	1	0	0	0	0	0
Relaford	.250	.396	.294	17	48	1	12	3	2	0	6	2
Reyes	—	—	—	1	0	0	0	0	0	0	0	0
Rojas	.000	.000	.000	1	1	1	0	0	0	0	0	0
Rolen	.393	.803	.465	21	61	15	24	5	1	6	17	0
Rollins	—	—	—	1	0	0	0	0	0	0	0	0
Sefcik	.237	.356	.328	24	59	5	14	4	0	1	11	3
Stewart	.000	.000	.000	1	1	0	0	0	0	0	0	0
Taylor	.500	.833	.571	6	6	2	3	0	1	0	1	0
Terrell	1.000	1.000	1.000	1	1	0	1	0	0	0	0	0
Tinoco	.000	.000	.000	1	1	0	0	0	0	0	0	0
Valent	.000	.000	.000	1	1	0	0	0	0	0	0	0
Zuber	.375	.542	.444	16	24	4	9	1	0	1	7	0
TEAM	.298	.469	.358	30	1080	169	322	73	12	29	161	21
OPPONENTS	.299	.450	.367	30	1077	186	322	65	4	30	181	23

PITCHING

PITCHER	W-L	ERA	G	SV	IP	H	R	ER	BB	SO
J. Bennett	0-1	12.00	5	0	6.0	14	8	8	3	5
Brantley	1-1	3.75	11	1	12.0	14	7	5	2	8
Brewer	2-0	0.00	7	1	9.1	5	0	0	2	6
Byrd	1-0	7.79	4	0	17.1	20	15	15	6	8
Coggin	2-0	4.50	2	0	4.0	4	2	2	2	1
Fesh	0-0	0.00	1	0	2.0	2	0	0	1	1
Fiore	0-0	0.00	1	0	1.0	1	0	0	0	1
Gomes	0-3	8.10	9	0	10.0	14	18	9	16	9
Grace	1-0	3.32	8	0	19.0	19	8	7	7	13
Green	0-1	9.00	4	0	9.0	11	9	9	8	3
Johnson	1-0	0.00	1	0	1.0	0	0	0	0	2
Loewer	1-1	5.33	6	0	27.0	31	18	16	8	14
Montgomery	0-1	1.74	8	4	10.1	10	2	2	3	9
Nye	1-0	5.25	4	0	12.0	9	7	7	3	6
Ogea	0-1	5.63	6	0	24.0	32	19	15	6	18
Perez	1-0	7.36	8	0	11.0	16	9	9	5	9
Politte	1-0	14.29	4	0	5.2	14	9	9	4	4
Poole	0-1	3.12	8	0	8.2	7	4	3	2	6
Ryan	0-2	6.28	9	1	14.1	17	10	10	5	9
Schilling	2-1	4.61	6	0	27.1	32	14	14	6	27
Schrenk	0-0	0.00	1	0	1.0	1	0	0	0	0
Shumaker	0-0	13.50	1	0	2.0	5	3	3	1	1
Spoljaric	0-2	5.63	6	0	24.0	30	15	15	13	10
Welch	0-0	10.50	4	0	6.0	13	9	7	2	5
Williams	0-0	0.00	1	1	1.0	1	0	0	2	0
Wolf	0-0	0.00	1	0	1.0	0	0	0	0	0
TEAM	14-15	5.58	30	8	266.0	322	186	165	107	175
OPPONENTS	15-14	5.39	30	3	267.1	322	169	160	100	157

INTERLEAGUE PLAY

Year	W-L	Home	Road	Team	W-L	Home	Road
1997	5-10	4-2	1-8	vs Baltimore	4-8	2-4	2-4
1998	7-9	3-5	4-4	vs Boston	5-5	1-1	4-4
1999	11-7	5-4	6-3	vs Detroit	1-2	—	1-2
Totals	23-26	12-11	11-15	vs New York	5-4	5-1	0-3
				vs Tampa Bay	3-3	1-2	2-1
				vs Toronto	5-4	3-3	2-1

1999 FINAL STANDINGS

MAJOR LEAGUE STANDINGS

AL EAST	WON	LOST	PCT	GB
*NEW YORK	98	64	.605	—
yBOSTON	94	68	.580	4.0
TORONTO	84	78	.519	14.0
BALTIMORE	78	84	.481	20.0
TAMPA BAY	69	93	.426	29.0

* - CLINCHED DIVISION TITLE

y - CLINCHED PLAYOFF BERTH

AL CENTRAL	WON	LOST	PCT	GB
*CLEVELAND	97	65	.599	—
CHICAGO	75	86	.466	21.5
DETROIT	69	92	.429	27.5
KANSAS CITY	64	97	.398	32.5
MINNESOTA	63	97	.394	33.0

* - CLINCHED DIVISION TITLE

AL WEST	WON	LOST	PCT	GB
*TEXAS	95	67	.586	—
OAKLAND	87	75	.537	8.0
SEATTLE	79	83	.488	16.0
ANAHEIM	70	92	.432	25.0

* - CLINCHED DIVISION TITLE

NL EAST	WON	LOST	PCT	GB
*ATLANTA	103	59	.636	—
yNEW YORK	97	66	.595	6.5
PHILADELPHIA	77	85	.475	26.0
MONTREAL	68	94	.420	35.0
FLORIDA	64	98	.395	39.0

* - CLINCHED DIVISION TITLE

y - CLINCHED PLAYOFF BERTH

NL CENTRAL	WON	LOST	PCT	GB
*HOUSTON	97	65	.599	—
CINCINNATI	96	67	.589	1.5
PITTSBURGH	78	83	.484	18.5
ST. LOUIS	75	86	.466	21.5
MILWAUKEE	74	87	.460	22.5
CHICAGO	67	95	.414	30.0

* - CLINCHED DIVISION TITLE

NL WEST	WON	LOST	PCT	GB
*ARIZONA	100	62	.617	—
SAN FRANCISCO	86	76	.531	14.0
LOS ANGELES	77	85	.475	23.0
SAN DIEGO	74	88	.457	26.0
COLORADO	72	90	.444	28.0

* - CLINCHED DIVISION TITLE

WILD CARD STANDINGS

American League Division Leaders

TEAM	WON	LOST	PCT	GB
NEW YORK	98	64	.605	—
CLEVELAND	97	65	.599	—
TEXAS	95	67	.586	—

American League Wild Card Race

TEAM	WON	LOST	PCT	GB
zBOSTON	94	68	.580	—
OAKLAND	87	75	.537	7.0
TORONTO	84	78	.519	10.0

z - Clinched Wild Card

National League Division Leaders

TEAM	WON	LOST	PCT	GB
ATLANTA	103	59	.636	—
HOUSTON	97	65	.599	—
ARIZONA	100	62	.617	—

National League Wild Card Race

TEAM	WON	LOST	PCT	GB
zNEW YORK	97	66	.595	—
CINCINNATI	96	67	.589	1.0

z - Clinched Wild Card

1999 PHILLIES PINCH-HITTING

PLAYER	AVG	AB	H	2B	3B	HR	RBI	BB	HB	SLG	OBP
ABREU	.000	1	0	0	0	0	0	1	0	.000	.500
ANDERSON	.000	5	0	0	0	0	0	1	0	.000	.167
ARIAS	.545	22	12	3	1	0	9	0	0	.773	.545
BENNETT	.571	7	4	1	0	0	0	0	0	.714	.571
BROGNA	.000	1	0	0	0	0	0	1	0	.000	.500
CEDENO	.067	15	1	0	0	0	1	0	0	.067	.067
DOSTER	.235	17	4	0	0	1	3	2	0	.412	.316
DUCEY	.186	43	8	2	0	2	4	6	0	.372	.286
ESTALELLA	.000	2	0	0	0	0	0	0	0	.000	.000
GANT	.000	1	0	0	0	0	0	3	0	.000	.750
GLANVILLE	.000	1	0	0	0	0	0	1	0	.000	.500
KJORDAN	.200	25	5	1	0	0	2	4	0	.240	.310
LIEBERTHAL	.000	4	0	0	0	0	0	0	0	.000	.000
LOVULLO	.000	5	0	0	0	0	0	1	0	.000	.167
MAGEE	.333	9	3	0	0	2	5	1	0	1.000	.400
ROLAN	1.000	1	1	0	0	0	0	0	0	1.000	1.000
SEFCIK	.311	45	14	6	1	0	5	9	0	.489	.426
TOTALS	.255	204	52	13	2	5	29	30	0	.412	.350

1999 FINAL STATISTICS

PLAYER	AVG	G	AB	R	H	2B	3B	HR	RBI	SH	SF	HP	BB	IBB	SO	SB	CS	E
Abreu, B	.335	152	546	118	183	35	11	20	93	0	4	3	109	8	113	27	9	3
+Anderson, M	.252	129	452	48	114	26	4	5	54	4	2	2	24	1	61	13	2	11
Arias, A	.303	118	347	43	105	20	1	4	48	1	2	4	36	6	31	2	2	4
+Bennett, G	.273	36	88	7	24	4	0	1	21	0	2	0	4	0	11	0	0	4
Brogna, R	.278	157	619	90	172	29	4	24	102	0	4	2	54	7	132	8	5	7
Cedeno, D	.152	32	66	5	10	4	0	1	5	1	0	0	5	0	22	0	1	1
RIGHT	.048		21		1	1	0	0	1	1	0	0	0	0	6			
LEFT	.200		45		9	3	0	1	4	0	0	0	5	0	16			
Doster, D	.196	99	97	9	19	2	0	3	10	2	1	0	12	1	23	1	0	1
Ducey, R	.261	104	188	29	49	10	2	8	33	0	1	0	38	1	57	2	1	0
Estalella, B	.167	9	18	2	3	0	0	0	1	0	0	0	4	0	7	0	1	1
Gant, R	.260	138	516	107	134	27	5	17	77	0	3	1	85	0	112	13	3	2
Glanville, D	.325	150	628	101	204	38	6	11	73	5	5	6	48	1	82	34	2	8
Jordan, K	.285	120	347	36	99	17	3	4	51	0	3	6	24	1	34	0	0	10
Lieberthal, M	.300	145	510	84	153	33	1	31	96	1	8	11	44	7	86	0	0	3
Lovullo, T	.211	17	38	3	8	0	0	2	5	0	0	0	3	0	11	0	0	0
RIGHT	.263		19		5	0	0	1	3	0	0	0	0	0	4			
LEFT	.158		19		3	0	0	1	2	0	0	0	3	0	7			
Magee, W	.357	12	14	4	5	1	0	2	5	0	0	0	1	0	4	0	0	0
Prince, T	.167	4	6	1	1	0	0	0	0	0	0	0	1	0	1	0	0	0
Relaford, D	.242	65	211	31	51	11	2	1	26	6	0	6	19	2	34	4	3	14
RIGHT	.250		44		11	3	0	0	7	4	0	1	5	0	5			
LEFT	.240		167		40	8	2	1	19	2	0	5	14	2	29			
Rolen, S	.268	112	421	74	113	28	1	26	77	0	6	3	67	2	114	12	2	14
Sefcik, K	.278	111	209	28	58	15	3	1	11	3	0	1	29	0	24	9	4	2
Aldred, S	.000	29	1	0	0	0	0	0	0	0	0	0	0	0	1	0	0	0
Byrd, P	.127	32	55	6	7	0	0	0	4	11	0	0	5	0	11	0	0	6
Gomes, W	.000	73	1	0	0	0	0	0	0	0	0	0	0	0	1	0	0	0
Grace, M	.000	27	7	1	0	0	0	0	0	3	0	0	1	0	4	0	0	0
Grahe, J	.143	13	7	1	1	0	0	0	0	0	0	0	1	0	3	0	0	0
Loewer, C	.227	20	22	0	5	0	0	0	1	2	0	0	1	0	9	0	0	1
+Montgomery, S	1.000	53	1	1	1	0	0	0	0	0	0	0	0	0	0	0	0	0
Ogea, C	.091	36	44	1	4	0	0	0	0	7	0	0	4	0	25	0	0	1
Perez, Y	.000	35	2	0	0	0	0	0	0	0	0	0	0	0	2	0	0	0
RIGHT	.000		0		0	0	0	0	0	0	0	0	0	0	0			
LEFT	.000		2		0	0	0	0	0	0	0	0	0	0	2			
Person, R	.073	31	41	3	3	0	0	0	1	4	0	1	1	0	23	0	0	1
Schilling, C	.100	24	50	5	5	1	1	0	3	9	0	0	7	0	28	0	0	0
+Schrenk, S	.000	32	3	0	0	0	0	0	0	1	0	0	0	0	2	0	0	0
+Shumaker, A	.200	8	5	0	1	0	0	0	0	0	0	0	1	0	3	0	0	1
+Wolf, R	.233	22	30	2	7	1	0	0	0	7	0	0	2	0	8	0	0	2
Phillies	.275	162	5598	841	1539	302	44	161	797	70	41	46	631	37	1081	125	35	100
Opponents	.269	162	5550	846	1494	299	27	212	808	69	44	58	627	24	1030	94	35	99

+ - Rookie

1999 FINAL STATISTICS

PITCHER	H/R	W-L	ERA	G	GS	CG	SHO	SV	IP	H	R	ER	HR	BB	IBB	SO	WP	BK
Aldred, S	L	1 1	3.90	29	0	0	0	1	32.1	33	15	14	1	15	3	19	3	0
Bennett, J	R	2 1	9.00	5	3	0	0	0	17.0	26	17	17	10	0	7	13	0	0
Brantley, J	R	1 2	5.19	10	0	0	0	5	8.2	5	6	5	0	8	0	11	0	0
Brewer, B	L	1 1	7.01	25	0	0	0	2	25.2	30	20	20	4	14	1	28	1	0
Byrd, P	R	15 11	4.60	32	32	1	0	0	199.2	205	119	102	34	70	2	106	11	3
Gomes, W	R	5 5	4.26	73	0	0	0	19	74.0	70	38	35	5	56	2	58	3	1
Grace, M	R	1 4	7.69	27	5	0	0	0	55.0	80	48	47	5	30	0	28	4	0
Grahe, J	R	1 4	3.86	13	5	0	0	0	32.2	40	16	14	1	17	0	16	2	1
Loewer, C	R	2 6	5.12	20	13	2	1	0	89.2	100	54	51	9	26	0	48	3	0
+Montgomery, S	R	1 5	3.34	53	0	0	0	3	64.2	54	25	24	10	31	3	55	4	0
Ogea, C	R	6 12	5.63	36	28	0	0	0	168.0	192	110	105	36	61	1	77	5	2
Perez, Y	L	3 1	3.94	35	0	0	0	0	32.0	29	15	14	4	15	1	26	5	0
Person, R	R	10 5	4.27	31	22	0	0	0	137.0	130	72	65	23	70	1	127	3	1
+Polite, C	R	1 0	7.13	13	0	0	0	0	17.2	19	14	14	2	15	0	15	2	0
Poole, J	L	1 1	4.33	51	0	0	0	1	35.1	48	20	17	3	15	1	22	4	1
Ryan, K	R	1 2	6.32	15	0	0	0	0	15.2	16	11	11	2	11	2	9	1	0
Schilling, C	R	15 6	3.54	24	24	8	1	0	180.1	159	74	71	25	44	0	152	4	0
+Schrenk, S	R	1 3	4.29	32	2	0	0	1	50.1	41	24	24	6	14	4	36	2	0
+Shumaker, A	L	0 3	5.96	8	4	0	0	0	22.2	23	17	15	3	14	0	17	1	1
Telemaco, A	R	4 0	5.77	49	0	0	0	0	53.0	52	34	34	10	26	4	43	5	0
PHI	R	3 0	5.55	44	0	0	0	0	47.0	45	29	29	8	20	3	41	5	0
+Wolf, R	L	6 9	5.55	22	21	0	0	0	121.2	126	78	75	20	67	0	116	4	0
Phillies		77 85	4.92	162	162	11	6	32	1438.1	1494	846	787	212	627	24	1030	67	10
Opponents		85 77	4.83	162	162	3	7	38	1441.1	1539	841	774	161	631	37	1081	63	10

	HOME		ROAD		TOTALS	
	W	L	W	L	W	L
VS. ATLANTA	2	4	3	4	5	8
VS. FLORIDA	6	1	5	1	11	2
VS. MONTREAL	2	4	4	2	6	6
VS. NEW YORK	4	2	2	4	6	6
TOTALS VS. EAST	14	11	14	11	28	22

VS. CHICAGO	5	1	2	1	7	2
VS. CINCINNATI	2	4	1	2	3	6
VS. HOUSTON	0	4	1	2	1	6
VS. MILWAUKEE	2	1	2	4	4	5
VS. PITTSBURGH	2	1	1	3	3	4
VS. ST. LOUIS	1	2	3	3	4	5
TOTALS VS. CENTRAL	12	13	10	15	22	28

VS. ARIZONA	1	2	0	6	1	8
VS. COLORADO	1	2	3	3	4	5
VS. LOS ANGELES	2	4	1	2	3	6
VS. SAN DIEGO	4	2	2	1	6	3
VS. SAN FRANCISCO	2	2	0	4	2	6
TOTALS VS. WEST	10	12	6	16	16	28

TOTALS VS. NL	36	36	30	42	66	78
VS. BALTIMORE	1	2	2	1	3	3
VS. BOSTON	0	0	2	1	2	1
VS. NEW YORK	2	1	0	0	2	1
VS. TAMPA BAY	0	0	2	1	2	1
VS. TORONTO	2	1	0	0	2	1
VS. TORONTO	2	1	0	0	2	1

TOTALS VS. AL	5	4	6	3	11	7
OVERALL TOTALS	41	40	36	45	77	85

DOUBLE PLAYS
TRIPLE PLAYS
LEFT ON BASE
GRAND SLAM HR
HOME RUNS - HOME
HOME RUNS - ROAD

PHI	OPP
144	150
1	0
1221	1187
3	5
77	108
84	104

	HOME		ROAD		TOTALS	
	W	L	W	L	W	L
SHUTOUTS	5	2	1	5	6	7
SHO - INDIVIDUAL	2	0	0	1	2	1
EXTRA INNINGS	3	4	1	5	4	9
ONE-RUN DECISIONS	16	6	9	13	25	19
TWO-RUN DECISIONS	6	10	5	9	11	19
VS. LH STARTERS	11	10	8	12	19	22
VS. RH STARTERS	30	30	28	33	58	63
GRASS FIELDS	0	0	27	35	27	35
ARTIFICIAL FIELDS	41	40	9	10	50	50
DAY GAMES	11	11	14	14	25	25
NIGHT GAMES	30	29	22	31	52	60

DOUBLEHEADERS (HOME) WON 0	LOST 0	SPLIT 1
BLEHEADERS (ROAD) WON 0	LOST 0	SPLIT 0

ATTENDANCE

HOME 1,825,337 (80 DATES)	22,817	AVG
ROAD 2,296,593 (81 DATES)	28,353	AVG

	WON	LOST
STARTERS	57	63
RELIEVERS	20	22
STREAKS	5	11

1999 DETAILED FIELDING STATISTICS

1999 INDIVIDUAL FIELDING

FIRST BASEMEN

	AVG	G	PO	A	E	DP	TP
BROGNA	.995	157	1240	123	7	119	0
JORDAN	1.000	13	55	4	0	6	0
LOVULLO	1.000	6	22	5	0	3	0
TOTALS	.995	176	1317	132	7	128	0

SECOND BASEMEN

	AVG	G	PO	A	E	DP	TP
ANDERSON	.979	121	234	284	11	59	0
ARIAS	.000	1	0	0	0	0	0
CEDENO	1.000	1	1	2	0	0	0
DOSTER	.993	77	69	72	1	21	0
JORDAN	.984	33	56	67	2	22	1
LOVULLO	1.000	6	14	8	0	0	0
SEFCIK	.977	15	25	17	1	4	0
TOTALS	.983	254	399	450	15	106	1

THIRD BASEMEN

	AVG	G	PO	A	E	DP	TP
ARIAS	1.000	2	1	1	0	0	0
DOSTER	1.000	6	3	7	0	1	0
JORDAN	.943	62	40	93	8	10	0
ROLEN	.960	112	111	227	14	21	0
TOTALS	.956	182	155	328	22	32	0

SHORTSTOPS

	AVG	G	PO	A	E	DP	TP
ARIAS	.988	95	119	207	4	43	1
CEDENO	.982	19	19	35	1	6	0
DOSTER	1.000	5	6	9	0	3	0
RELAFFORD	.952	63	97	182	14	43	0
TOTALS	.973	182	241	433	19	95	1

OUTFIELDERS

	AVG	G	PO	A	E	DP	TP
ABREU	.989	146	260	8	3	0	0
DUCEY	1.000	58	89	1	0	0	0
GANT	.993	133	259	7	2	2	0
GLANVILLE	.980	148	386	13	8	3	0
MAGEE	1.000	4	5	0	0	0	0
SEFCIK	.986	64	68	1	1	0	0
TOTALS	.987	553	1067	30	14	5	0

CATCHERS

	AVG	G	PO	A	E	DP	PB	TP
BENNETT	.971	32	129	6	4	0	2	0
ESTALELLA	.976	7	38	2	1	0	0	0
LIEBERTHAL	.997	143	881	62	3	12	11	0
PRINCE	1.000	4	13	1	0	0	0	0
TOTALS	.993	186	1061	71	8	12	13	0

PITCHERS

	AVG	G	PO	A	E	DP	TP
ALDRED	1.000	29	2	6	0	0	0
BENNETT	1.000	5	2	3	0	0	0
BRANTLEY	1.000	10	0	1	0	0	0
BREWER	1.000	25	0	1	0	0	0
BYRD	.854	32	10	25	6	3	0
GOMES	1.000	73	4	5	0	0	0
GRACE	1.000	27	5	5	0	0	0
GRAHE	1.000	13	3	5	0	1	0
LOEWER	.929	20	3	10	1	0	0
MONTGOMERY	1.000	53	1	6	0	0	0
OGEE	.960	36	8	16	1	1	0
PEREZ	1.000	35	1	0	0	0	0
PERSON	.955	31	8	13	1	0	0
POLITTE	1.000	13	1	1	0	0	0
POOLE	.800	51	1	3	1	0	0
RYAN	1.000	15	2	2	0	0	0
SCHILLING	1.000	24	11	19	0	1	0
SCHRENK	1.000	32	4	7	0	1	0
SHUMAKER	.833	8	0	5	1	0	0
SPOLJARIC	.667	5	1	1	1	0	0
TELEMACO	.923	44	5	7	1	0	0
WOLF	.889	22	3	13	2	2	0
TOTALS	.939	603	75	154	15	9	0

1999 STARTERS BY FIELDING POSITION

- C — LIEBERTHAL (138), BENNETT (19), ESTALELLA (4), PRINCE (1).
- 1B — BROGNA (155), JORDAN (5), LOVULLO (2).
- 2B — ANDERSON (121), JORDAN (20), SEFCIK (8), DOSTER (7), LOVULLO (5), ARIAS (1).
- 3B — ROLEN (111), JORDAN (51).
- SS — ARIAS (87), RELAFORD (60), CEDENO (12), DOSTER (3).
- LF — GANT (131), DUCEY (24), SEFCIK (7).
- CF — GLANVILLE (146), SEFCIK (9), DUCEY (6), MAGEE (1).
- RF — ABREU (145), SEFCIK (10), DUCEY (7).

1999 DETAILED TEAM STATISTICS

TEAM HITTING STATISTICS

	AVG	AB	H	HR	RBI		AVG	AB	H	HR	RBI
HOME	.276	2754	761	77	419	FLA	.309	443	137	15	83
ROAD	.274	2844	778	84	378	HOU	.253	245	62	4	25
DAY	.270	1708	462	59	264	LA	.265	317	84	6	43
NIGHT	.277	3890	1077	102	533	MIL	.273	319	87	4	39
GRASS	.270	1512	408	51	196	MON	.254	406	103	9	53
TURF	.277	4086	1131	110	601	NYN	.256	395	101	11	55
1ST HALF	.274	2940	807	93	432	PIT	.262	240	63	2	31
2ND HALF	.275	2658	732	68	365	STL	.288	316	91	9	45
						SD	.319	323	103	17	64
APR	.260	745	194	19	99	SF	.243	276	67	7	29
MAY	.284	935	266	36	140						
JUN	.273	921	251	27	130	BAL	.296	206	61	6	35
JUL	.295	996	294	30	171	BOS	.325	114	37	5	20
AUG	.281	947	266	29	141	NYA	.290	100	29	3	22
SEP-OCT	.254	1054	268	20	116	TB	.310	126	39	4	23
						TOR	.237	93	22	3	15
ARI	.207	300	62	4	15						
ATL	.257	444	114	9	56	PH	.255	204	52	5	29
CHI	.331	320	106	15	62	RISP	.293	1497	438	49	635
CIN	.272	312	85	13	43	ON BASE %	.351				
COL	.284	303	86	15	39	SLUGGING %	.431				

TEAM PITCHING STATISTICS

	W-L	ERA	APP	IP	ER		W-L	ERA	APP	IP	ER
HOME	41-40	4.74	312	741.0	390	ARI	1-8	4.79	31	77.0	41
ROAD	36-45	5.14	291	697.1	398	ATL	5-8	5.68	51	114.0	72
DAY	25-25	4.70	179	444.1	232	CHI	7-2	4.05	33	80.0	36
NIGHT	52-60	5.03	424	994.0	556	CIN	3-6	7.17	41	80.1	64
GRASS	21-23	4.97	154	376.2	208	COL	4-5	4.15	27	78.0	36
TURF	56-62	4.92	449	1061.2	580	FLA	11-2	2.64	39	116.0	34
1ST HALF	46-40	4.57	305	765.1	389	HOU	1-6	8.27	34	62.0	57
2ND HALF	31-45	5.34	298	673.0	399	LA	3-6	5.27	35	82.0	48
						MIL	4-5	4.68	34	77.0	40
APR	11-11	4.57	76	193.0	98	MON	6-6	4.98	49	108.1	60
MAY	14-13	4.33	90	241.0	116	NYN	6-6	5.16	46	104.2	60
JUN	15-12	4.83	101	242.1	130	PIT	3-4	5.98	26	61.2	41
JUL	17-11	3.78	95	252.2	106	STL	4-5	5.31	30	78.0	46
AUG	10-17	5.49	108	239.1	146	SD	6-3	3.49	30	80.0	31
SEP-OCT	10-21	6.40	133	270.0	192	SF	2-6	4.86	32	74.0	40
						BAL	3-3	4.94	25	54.2	30
						BOS	2-1	3.81	10	26.0	11
						NYA	2-1	6.00	11	27.0	18
						TB	2-1	2.93	10	30.2	10
						TOR	2-1	4.33	9	27.0	13

DETAILED HITTING

	AVG	AB	H	2B	3B	HR	RBI		AVG	AB	H	2B	3B	HR	RBI
LEFT	.280	1435	402	82	6	43	211	PITCHERS	.123	277	34	2	1	0	9
RIGHT	.273	4163	1137	220	38	118	586	CATCHERS	.291	609	177	36	1	32	118
								1B	.277	658	182	29	4	25	107
INN 1-3	.267	1862	498	98	19	53	242	2B	.258	656	169	37	5	8	72
INN 4-6	.279	1902	531	122	15	50	279	3B	.270	633	171	37	3	30	115
INN 7-9	.280	1759	492	77	10	57	269	SS	.257	596	153	32	2	6	70
EXTRA INN	.240	75	18	5	0	1	7	LF	.244	628	153	31	6	19	89
								CF	.328	707	232	44	8	13	81
1ST BATTER	.325	707	230	44	8	13	80	RF	.342	588	201	39	11	22	98
2ND BATTER	.245	669	164	35	6	14	89	DH	.359	39	14	2	0	1	6
3RD BATTER	.299	619	185	41	8	23	99								
4TH BATTER	.280	653	183	36	4	27	115	PH	.255	204	52	13	2	5	29
5TH BATTER	.279	631	176	33	5	24	103	START	.276	5230	1446	285	41	153	750
6TH BATTER	.303	600	182	35	3	33	104	SUB	.253	368	93	17	3	8	47
7TH BATTER	.300	604	181	32	4	17	98								
8TH BATTER	.252	576	145	30	2	5	64								
9TH BATTER	.173	542	94	16	5	5	48								

1999 DAY BY DAY

GAME	DATE	DAY	D/N	CLUB	W/L	SCORE	WINNER (Record)	LOSER (Record)	CROWD	HOME DATE	HOME TOTAL	TIME	POS	GA GB	W-L
1	4/5	Mon	D	@ Atlanta	W	7-4	SCHILLING (1-0)	Glavine	47,522			2:47	1T		1-0
2	4/6	Tues	N	@ Atlanta	L	11-3	G.Maddux	OGEEA (0-1)	29,183			2:52	1T		1-1
3	4/7	Wed	N	@ Atlanta	L	4-0	Smoltz	LOEWER (0-1)	32,164			2:20	2T		1-2
4	4/8	Thur	N	@ Atlanta	W	6-3	BYRD (1-0)	Millwood	47,225			2:54	2T		2-2
5	4/9	Fri	N	@ Florida	L	7-4	Meadows	SPOLJARIC (0-1)	13,229			2:24	3		2-3
6	4/10	Sat	N	@ Florida	W	5-2	SCHILLING (2-0)	D.Springer	22,776			2:44	2T		3-3
7	4/11	Sun	D	@ Florida	W	2-1	OGEEA (1-1)	A.Fernandez	14,954			2:59	2T		4-3
8	4/12	Mon	D	Atlanta	L	8-6	Cather	RYAN (0-1)	37,582	1	37,582	3:03	3	2	4-4
9	4/14	Wed	N	Atlanta	L	10-4	Millwood	BYRD (1-1)	16,287	2	53,869	2:55	3T	3	4-5
10	4/15	Thur	N	Atlanta	PPD										
10	4/16	Fri	N	Florida	W	17-3	SCHILLING (3-0)	D.Springer	12,079	3	65,948	2:59	3	1 1/2	5-5
11	4/17	Sat	N	Florida	W	2-1	GOMES (1-0)	Alfonseca	14,817	4	80,765	3:01	3	1 1/2	6-5
12	4/18	Sun	D	Florida	W	7-2	LOEWER (1-1)	Ojala	17,176	5	97,941	2:40	2	1 1/2	7-5
13	4/19	Mon	N	@ Arizona	L	3-2	Daal	PEREZ (0-1)	29,704			2:13	3	1 1/2	7-6
14	4/20	Tues	N	@ Arizona	L	8-1	R.Johnson	SPOLJARIC (0-2)	30,546			2:20	3	2	7-7
15	4/21	Wed	N	@ Arizona	L	4-2	Stottleyre	SCHILLING (3-1)	31,421			2:23	3	2	7-8
16	4/23	Fri	N	@ Montreal	W	6-2	OGEEA (2-1)	Hermanson	8,818			2:47	3	2 1/2	8-8
17	4/24	Sat	N	@ Montreal	W	6-5	GRACE (1-0)	Ayala	8,212			2:58	3	1 1/2	9-8
18	4/25	Sun	D	@ Montreal	W	8-6	BYRD (2-1)	Urbina	9,260			2:43	3	1 1/2	10-8
19	4/27	Tues	N	Cincinnati	W	1-0 (10)	BRANTLEY (1-0)	G.White	14,114	6	112,055	2:46	2	1	11-8
20	4/28	Wed	N	Cincinnati	L	12-8	Williamson	BRANTLEY (1-1)	12,354	7	124,409	3:35	3	2	11-9
21	4/29	Thur	N	Cincinnati	L	7-3	Bere	LOEWER (1-2)	12,248	8	136,657	3:24	3	3	11-10
22	4/30	Fri	N	Los Angeles	L	4-3	C.Perez	BYRD (2-2)	20,024	9	156,681	2:56	3	4	11-11
23	5/1	Sat	N	Los Angeles	L	12-6	Dreifort	SPOLJARIC (0-3)	22,053	10	178,734	3:23	3	5	11-12
24	5/2	Sun	D	Los Angeles	W	12-3	SCHILLING (4-1)	K.Brown	34,608	11	213,342	3:06	3	5	12-12
25	5/3	Mon	N	San Diego	L	9-3	Hitchcock	OGEEA (2-2)	11,032	12	224,374	3:13	3	6	12-13
26	5/4	Tues	N	San Diego	W	3-0	LOEWER (2-2)	W.Williams	15,183	13	239,557	2:14	3	5	13-13
27	5/5	Wed	D	San Diego	W	11-1	BYRD (3-2)	Spencer	18,229	14	257,786	2:23	3	5	14-13
28	5/7	Fri	N	@ Colorado	W	8-1	SCHILLING (5-1)	Thomson	41,465			2:35	3	4	15-13
29	5/8	Sat	D	@ Colorado	W	7-2	BENNETT (1-0)	Bohanon	43,340			2:58	3	1 1/2	16-13
30	5/9	Sun	D	@ Colorado	W	10-8	RYAN (1-1)	Veres	40,251			3:07	3	3	17-13
31	5/10	Mon	N	@ St. Louis	L	5-2	Bottenfield	LOEWER (2-3)	34,789			2:56	3	3	17-14
32	5/11	Tues	N	@ St. Louis	W	9-4	BYRD (4-2)	Merker	32,307			2:51	2	3	18-14
33	5/12	Wed	D	@ St. Louis	W	8-4	SCHILLING (6-1)	Oliver	45,540			2:25	2	2	19-14
34	5/14	Fri	N	N.Y. Mets	L	7-3	Yoshi	OGEEA (2-3)	21,074	15	278,860	2:55	3	2	19-15
35	5/15	Sat	N	N.Y. Mets	L	9-7	Mahomes	RYAN (1-2)	27,039	16	305,899	3:53	3	2	19-16
36	5/16	Sun	D	N.Y. Mets	W	5-2	BYRD (5-2)	Hershiser	28,422	17	334,321	3:03	3	2	20-16
37	5/17	Mon	N	@ Montreal	W	4-3	SCHILLING (7-1)	Thurman	5,104			2:49	2	2	21-16
38	5/18	Tues	N	@ Montreal	L	7-4	Batista	BENNETT (1-1)	4,660			3:10	2	3	21-17
39	5/19	Wed	N	@ Montreal	L	10-9	Kline	BRANTLEY (1-2)	5,182			3:01	2	4	21-18
40	5/21	Fri	N	@ N.Y. Mets	L	7-5	Hershiser	LOEWER (2-4)	24,554			2:55	3	4	21-19
41	5/22	Sat	D	@ N.Y. Mets	W	9-3	BYRD (6-2)	BJ Jones	34,575			3:15	3	1 1/2	22-19
42	5/23	Sun	D	@ N.Y. Mets	L	5-4	Baltan	SCHILLING (7-2)	34,950			2:48	3	3 1/2	22-20
43	5/24	Mon	N	Montreal	W	5-4	PEREZ (1-1)	Batista	13,953	18	348,274	2:51	3	2 1/2	23-20
44	5/25	Tues	N	Montreal	L	4-2 (11)	Urbina	MONTGOMERY (0-1)	15,876	19	364,150	3:53	3	3 1/2	23-21
45	5/26	Wed	N	Montreal	L	5-2	Pavano	LOEWER (2-5)	13,168	20	377,318	2:30	3	4 1/2	23-22
46	5/28	Fri	N	Colorado	L	5-3	Leskanic	BYRD (6-3)	16,365	21	393,683	2:52	3	6	23-23
47	5/29	Sat	N	Colorado	W	2-0	SCHILLING (8-2)	Bohanon	22,204	22	415,887	2:28	3	5	24-23
48	5/30	Sun	D	Colorado	L	1-0	Kile	POOLE (0-1)	30,358	23	446,245	2:54	3	5	24-24
49	5/31	Mon	N	San Francisco	W	4-3	PEREZ (2-1)	Johnstone	16,323	24	462,568	2:47	3	5	25-24
50	6/1	Tues	N	San Francisco	L	6-5 (12)	Nen	GOMES (1-1)	13,050	25	475,818	4:11	3	6	25-25
51	6/2	Wed	N	San Francisco	W	7-6	BYRD (7-3)	Ortiz	13,616	26	489,234	3:03	2	5	26-25
52	6/3	Thur	D	San Francisco	L	7-4	Spradlin	SCHILLING (8-3)	20,580	27	509,794	2:53	3	5 1/2	26-26
53	6/4	Fri	N	@ Baltimore	W	9-5	OGEEA (3-3)	Erickson	47,542			3:41	2	4 1/2	27-26
54	6/5	Sat	N	@ Baltimore	L	7-6 (10)	Timlin	MONTGOMERY (0-2)	48,531			3:06	2	5 1/2	27-27
55	6/6	Sun	D	@ Baltimore	W	11-7	BENNETT (2-1)	Bones	47,833			3:07	2	5 1/2	28-27
56	6/7	Mon	N	N.Y. Yankees	W	6-5	BYRD (8-3)	Pettitte	37,180	28	546,974	3:01	2	5 1/2	29-27
57	6/8	Tues	N	N.Y. Yankees	W	11-5	PEREZ (3-1)	Grimley	44,444	29	591,418	3:07	2	5 1/2	30-27
58	6/9	Wed	N	N.Y. Yankees	L	11-5	Cone	OGEEA (3-4)	42,047	30	633,465	3:20	3	6 1/2	30-28
59	6/11	Fri	N	Toronto	W	8-4	WOLF (1-0)	Hamilton	26,541	31	660,006	2:56	2	5 1/2	31-28
60	6/12	Sat	N	Toronto	W	7-2	BYRD (9-3)	Escobar	20,449	32	680,455	2:37	2	4 1/2	32-28
61	6/13	Sun	D	Toronto	L	7-2	Hentgen	SCHILLING (8-4)	28,459	33	708,914	2:36	3	4 1/2	32-29
62	6/15	Tues	N	@ San Diego	L	6-1	Clement	OGEEA (3-5)	16,134			2:43	3	5	32-30
63	6/16	Wed	N	@ San Diego	W	4-2	WOLF (2-0)	Hitchcock	15,136			2:45	3	5	33-30
64	6/17	Thur	D	@ San Diego	W	7-5	BYRD (10-3)	W.Williams	16,671			2:53	3	5	34-30
65	6/18	Fri	N	@ Los Angeles	W	2-1	SCHILLING (9-4)	Valdes	41,590			2:27	3	5	35-30
66	6/19	Sat	D	@ Los Angeles	L	8-1	Dreifort	PERSON (0-1)	32,315			2:46	3	5 1/2	35-31
67	6/20	Sun	D	@ Los Angeles	L	3-2	K.Brown	OGEEA (3-6)	46,347			2:12	3	6	35-32
68	6/22	Tues	N	Pittsburgh	W	3-2	WOLF (3-0)	Cordova	18,835	34	727,749	2:37	3	5	36-32
69	6/23	Wed	N	Pittsburgh	L	8-6	Benson	BYRD (10-4)	20,256	35	748,005	2:42	3	6	36-33
70	6/24	Thur	D	Pittsburgh	W	7-5	SCHILLING (10-4)	Silva	25,848	36	773,853	2:49	3	6	37-33
71	6/25	Fri	D	@ Chicago	W	3-2	OGEEA (4-6)	Lieber	40,553			2:20	3	5	38-33
72	6/26	Sat	D	@ Chicago	W	6-2	PERSON (1-1)	Trachsel	40,466			2:51	3	5	39-33
73	6/27	Sun	D	@ Chicago	L	13-7	Mulholland	GRACE (1-1)	38,455			3:04	3	6	39-34
74	6/28	Mon	N	@ Pittsburgh	L	3-2 (10)	Hansell	MONTGOMERY (0-3)	14,144			2:58	3	6	39-35
75	6/29	Tues	N	@ Pittsburgh	W	7-4	SCHILLING (11-4)	Silva	16,343			2:37	3	6	40-35
76	6/30	Wed	N	@ Pittsburgh	L	9-1	Schmidt	OGEEA (4-7)	14,526			2:25	3	6	40-36
77	7/1	Thur	N	@ Pittsburgh	L	12-7	Ritchie	PERSON (1-2)	11,174			2:44	3	7	40-37
78	7/2	Fri	N	Chicago	W	14-1	WOLF (4-0)	Mulholland	50,498	37	824,351	2:45	3	7	41-37
79	7/3	Sat	N	Chicago	W	21-8	BYRD (11-4)	Farnsworth	58,086	38	882,437	3:26	3	7 1/2	42-37
80	7/4	Sun	D	Chicago	W	6-2	SCHILLING (12-4)	Tapani	20,097	39	902,534	2:34	3	6	43-37
81	7/5	Mon	N	Milwaukee	L	5-0	Abbott	OGEEA (4-8)	13,248	40	915,782	2:48	3	7	43-38

1999 DAY BY DAY

GAME	DATE	DAY	D/N	CLUB	W/L	SCORE	WINNER (Record)	LOSER (Record)	CROWD	HOME DATE	HOME TOTAL	TIME	POS	GA	W-L
82	7/5	Tues	N	Milwaukee	W	1-0	PERSON (2-2)	Nomo	13,006	41	928,788	2:46	3	6	44-38
83	7/7	Wed	N	Milwaukee	W	5-4	GOMES (2-1)	Wickman	16,593	42	945,381	3:27	3	6	45-38
84	7/9	Fri	N	Baltimore	W	4-2	SCHILLING (13-4)	Guzman	28,182	43	973,563	2:54	3	5 1/2	46-38
85	7/10	Sat	N	Baltimore	L	8-4	Mussina	BYRD (11-5)	32,300	44	1,005,663	2:52	3	6 1/2	46-39
86	7/11	Sun	D	Baltimore	L	6-2	Erickson	OGEEA (4-9)	33,389	45	1,039,262	2:49	3	7 1/2	46-40
87	7/15	Thur	N	@ Boston	L	6-4	Rose	BYRD (11-6)	32,387			2:50	3	8 1/2	46-41
88	7/16	Fri	N	@ Boston	W	5-4	PERSON (3-2)	Saberhagen	32,899			3:21	3	8 1/2	47-41
89	7/17	Sat	D	@ Boston	W	11-3	WOLF (5-0)	Portugal	32,228			3:11	3	7 1/2	48-41
90	7/18	Sun	D	@ Tampa Bay	W	3-2	SCHILLING (14-4)	Lopez	20,075			2:29	3	6 1/2	49-41
91	7/19	Mon	N	@ Tampa Bay	W	16-3	OGEEA (5-9)	Rekar	17,600			3:01	3	5 1/2	50-41
92	7/20	Tues	D	@ Tampa Bay	L	5-4 (13)	Charlton	SCHRENK (0-1)	30,868			3:47	3	5 1/2	50-42
93	7/21	Wed	N	@ Milwaukee	W	7-0	PERSON (4-2)	Karl	21,933			2:53	3	4 1/2	51-42
94	7/22	Thur	D	@ Milwaukee	L	5-0	Nomo	WOLF (5-1)	29,771			2:36	3	5 1/2	51-43
95	7/23	Fri	TWN	Allianta	W	6-5	TELEMACO (1-0)	Seanez	32,673	46	1,071,935	2:47	3	5 1/2	52-43
96				Allianta	L	3-1	Chen	SHUMAKER (0-1)				2:21	3	5 1/2	52-44
97	7/24	Sat	N	Allianta	W	4-3	MONTGOMERY (1-3)	Bowie	30,167	47	1,102,102	2:54	3	4 1/2	53-44
98	7/25	Sun	D	Allianta	L	5-4 (10)	Rocker	MONTGOMERY (1-4)	25,659	48	1,127,761	2:58	3	5 1/2	53-45
99	7/28	Mon	N	Florida	W	9-1	PERSON (5-2)	Nunez	16,047	49	1,143,808	3:01	3	5 1/2	54-45
100	7/27	Tues	N	Florida	L	6-2	A.Fernandez	WOLF (5-2)	18,282	50	1,162,090	2:33	3	6 1/2	54-46
101	7/28	Wed	N	Florida	W	9-4	SCHRENK (1-1)	Dempster	17,497	51	1,179,587	2:33	3	5 1/2	55-46
102	7/29	Thur	D	Florida	W	12-1	OGEEA (6-9)	Meadows	26,834	52	1,206,421	2:50	3	5	56-46
103	7/30	Fri	N	@ Allianta	W	9-2	BYRD (12-6)	Smoltz	48,605			3:03	3	4 1/2	57-46
104	7/31	Sat	N	@ Allianta	L	8-6	Glavine	PERSON (5-3)	50,203			3:18	3	5	57-47
105	8/1	Sun	D	@ Allianta	L	12-4	G.Maddux	WOLF (5-3)	37,521			2:16	3	6	57-48
106	8/3	Tues	N	@ Florida	W	6-5	TELEMACO (2-0)	Edmondson	10,223			3:22	3	6	58-48
107	8/4	Wed	N	@ Florida	W	4-1	BYRD (13-6)	D.Springer	10,445			2:26	3	6	59-48
108	8/5	Thur	N	@ Florida	W	9-3	PERSON (6-3)	Nunez	9,610			3:10	3	5 1/2	60-48
109	8/6	Fri	N	Arizona	W	4-2 (11)	GOMES (3-1)	Chouinard	27,742	53	1,234,163	3:08	3	5 1/2	61-48
110	8/7	Sat	D	Arizona	L	8-2	Andy Benes	SCHILLING (14-5)	18,766	54	1,252,929	3:01	3	5 1/2	61-49
111	8/8	Sun	D	Arizona	L	7-4	Reynoso	OGEEA (6-10)	32,047	55	1,284,978	3:16	3	5 1/2	61-50
112	8/9	Mon	N	St. Louis	L	12-6	Mercker	SCHRENK (1-2)	46,102	56	1,331,078	3:06	3	6	61-51
113	8/10	Tues	N	St. Louis	W	7-5	POOLE (1-1)	Bottalico	48,514	57	1,379,592	3:15	3	6	62-51
114	8/11	Wed	N	St. Louis	L	5-1	Stephenson	WOLF (5-4)	45,830	58	1,425,422	3:02	3	7	62-52
115	8/13	Fri	N	@ Cincinnati	L	5-4	Williamson	SCHRENK (1-3)	26,353			3:01	3	8	62-53
116	8/14	Sat	D	@ Cincinnati	L	4-1	Harnisch	OGEEA (6-11)	25,214			2:39	3	8 1/2	62-54
117	8/15	Sun	D	@ Cincinnati	W	9-3	PERSON (7-3)	Neagle	27,059			2:55	3	8	63-54
118	8/16	Mon	N	@ St. Louis	L	4-3	Mercker	WOLF (5-5)	36,471			2:47	3	9	63-55
119	8/17	Tues	N	@ St. Louis	L	6-5	Acevedo	GOMES (3-2)	38,557			3:23	3	9	63-56
120	8/18	Wed	N	@ St. Louis	W	6-5	ALDRED (1-0)	Croushore	38,047			3:00	3	9	64-56
121	8/20	Fri	N	Los Angeles	L	8-5 (10)	Mills	GOMES (3-3)	17,444	59	1,442,866	3:29	3	9 1/2	64-57
122	8/21	Sat	N	Los Angeles	W	6-5 (11)	GOMES (4-3)	Masacka	22,078	60	1,464,944	4:01	3	9 1/2	65-57
123	8/22	Sun	D	Los Angeles	L	9-7	Park	SHUMAKER (0-2)	22,510	61	1,487,454	3:10	3	10 1/2	65-58
124	8/23	Mon	N	San Diego	L	7-6	W.Williams	OGEEA (6-12)	18,759	62	1,506,213	3:17	3	11 1/2	65-59
125	8/24	Tues	N	San Diego	W	18-2	BYRD (14-6)	Spencer	18,126	63	1,524,339	2:56	3	11 1/2	66-59
126	8/25	Wed	D	San Diego	W	15-1	PERSON (8-3)	Clement	25,539	64	1,549,878	2:56	3	11 1/2	67-59
127	8/27	Fri	N	@ Colorado	PPD										
128	8/28	Sat	D	@ Colorado	L	11-6	Lee	ALDRED (1-1)	42,744			2:48			67-60
129	8/29	Sun	D	@ Colorado	L	4-0	Bohanon	GRAHE (0-1)	47,217			2:07	3	13 1/2	67-61
130	8/30	Mon	N	@ San Francisco	L	6-5	Kile	BYRD (14-7)	43,344			2:52	3	14 1/2	67-62
131	8/31	Tues	N	@ San Francisco	L	6-4 (10)	R.Rodriguez	BREWER (0-1)	13,193			3:08	3	14 1/2	67-63
132	9/1	Wed	D	@ San Francisco	L	8-1	Rueter	WOLF (5-6)	13,106			2:45	3	15 1/2	67-64
133	9/2	Thur	D	@ San Francisco	L	5-3 (11)	R.Rodriguez	GOMES (4-4)	11,156			3:50	3	16 1/2	67-65
134	9/3	Fri	N	Cincinnati	W	3-2	Nathan	GRAHE (0-2)	12,299			2:31	3	17	67-66
135	9/4	Sat	N	Cincinnati	L	10-2	SCHILLING (15-5)	Parris	14,447	65	1,564,325	2:51	3	17	68-66
136	9/5	Sun	D	Cincinnati	L	22-3	Harnisch	BYRD (14-8)	18,357	66	1,580,682	3:17	3	17	68-67
137	9/6	Mon	N	Houston	L	9-7	Neagle	PERSON (8-4)	18,839	67	1,599,521	2:46	3	17	68-68
138	9/7	Tues	N	Houston	L	6-5	Lima	WOLF (5-7)	12,223	68	1,611,744	3:13	3	18	68-69
139	9/8	Wed	N	Houston	L	10-2	Powell	GOMES (4-5)	12,934	69	1,624,678	3:25	3	19	68-70
140	9/9	Thur	D	Houston	L	10-2	Hampton	SCHILLING (15-6)	14,050	70	1,638,728	2:55	3	20	68-71
141	9/10	Fri	N	@ Arizona	L	3-1	Reynolds	MONTGOMERY (1-5)	11,133	71	1,649,861	2:45	3	20 1/2	68-72
142	9/11	Sat	N	@ Arizona	L	3-1	R.Johnson	PERSON (8-5)	34,700			2:25	3	20 1/2	68-73
143	9/12	Sun	N	@ Arizona	L	4-0	Andy Benes	WOLF (5-8)	42,442			2:29	3	21	68-74
144	9/13	Mon	N	@ Houston	L	5-0	Stotliemyre	GRAHE (1-2)	32,468			2:55	3	21	68-75
145	9/14	Tues	N	@ Houston	L	13-2	Hampton	GRAHE (0-3)	44,399			3:01	3	21 1/2	68-76
146	9/15	Wed	N	@ Houston	W	12-2	Reynolds	BYRD (14-9)	25,164			2:47	3	22 1/2	68-77
147	9/17	Fri	N	N.Y. Mets	W	8-6 (10)	GOMES (5-5)	D.Henry	31,186			3:59	3	21 1/2	68-77
148	9/18	Sat	N	N.Y. Mets	L	8-5	WOLF (6-8)	A.Letter	31,842			3:12	3	21 1/2	70-77
149	9/19	Sun	D	N.Y. Mets	L	11-1	Yoshii	GRAHE (1-3)	37,655			3:06	3	21 1/2	70-78
150	9/20	Mon	N	Milwaukee	L	8-6	Dotel	BYRD (14-10)	51,560			3:08	3	22 1/2	70-79
151	9/21	Tues	N	Milwaukee	L	5-4	Coppinger	LOEWER (2-6)	10,981			2:57	3	23	70-80
152	9/22	Wed	N	Milwaukee	W	8-6	Pulsipher	SHUMAKER (0-3)	11,371			3:22	3	24	70-81
153	9/23	Thur	D	Milwaukee	L	12-3	TELEMACO (3-0)	Peterson	13,043			3:05	3	24	71-81
154	9/24	Fri	N	N.Y. Mets	W	11-6	Bere	GRAHE (1-4)	10,887			3:28	3	25	71-82
155	9/25	Sat	D	N.Y. Mets	W	3-2	GRAHE (1-3)	Benitez	21,649	72	1,671,510	2:33	3	25	72-82
156	9/26	Sun	D	N.Y. Mets	W	4-2	PERSON (9-5)	Rogers	23,319	73	1,694,829	3:02	3	25	73-82
157	9/28	Tues	N	Chicago	W	3-2	BYRD (15-10)	R.Reed	26,370	74	1,721,199	2:31	3	25	74-82
158	9/29	Wed	N	Chicago	W	8-2	Trachsel	WOLF (6-9)	16,106	75	1,737,305	2:53	3	26	74-83
159	9/30	Thur	N	Chicago	W	5-0	BREWER (1-1)	Bowie	21,142	76	1,758,447	2:38	3	25	75-83
160	10/1	Fri	N	Montreal	L	2-1	PERSON (10-5)	McNichol	17,475	77	1,775,922	2:26	3	25	76-83
161	10/2	Sat	N	Montreal	L	7-4	Vazquez	GRAHE (1-4)	12,652	78	1,788,574	3:14	3	26	76-84
162	10/3	Sun	D	Montreal	W	13-3	Jer Powell	BYRD (15-11)	12,871	79	1,801,445	2:52	3	26	76-85
						6-5	POLITTE (1-0)	Strickland	23,892	80	1,825,337	2:42	3	26	77-85

1999 HIGHS & LOWS

TEAM BATTING

Most runs, inning, Phillies: 11 - 9/22 at MIL (8th)
 Most runs, inning, Opposition: 9 - 9/4 vs CIN (5th); 9/8 vs HOU (6th)
 Most runs, game, Phillies: 21 - 7/3 vs CHI
 Most runs, game, Opposition: 22 - 9/4 vs CIN
 Most hits, inning, Phillies: 10 - 9/22 at MIL (8th)
 Most hits, inning, Opposition: 8 - 4/6 at ATL (4th); 6/9 vs NYY (6th)
 Most hits, game, Phillies: 22 - 7/19 at TB; 8/24 vs SD
 Most hits, game, Opposition: 19 - 9/4 vs CIN
 Most homers, game, Phillies: 5 - 5/8 at COL; 5/9 at COL
 Most homers, game, Opposition: 9 - 9/4 vs CIN
 Most stolen bases, game, Phillies: 4 - 7/6 vs MIL; 9/15 at HOU (10 inn)
 Most stolen bases, game, Opposition: 5 - 4/28 vs CIN; 9/23 at MIL
 Most singles, game, Phillies: 16 - 7/19 at TB
 Most doubles, game, Phillies: 6 - 4/23 at MTL; 8/24 vs SD
 Most doubles, game, Opposition: 7 - 8/28 (1) at COL
 Most triples, game, Phillies: 2 - 5/22 at NYM; 6/2 vs SF; 6/8 vs NYY; 7/3 vs CHI; 9/14 at HOU; 9/28 vs CHI
 Most triples, game, Opposition: 2 - 7/21 at MIL
 Most extra-base hits, game, Phillies: 10 - 7/3 vs CHI
 Most extra-base hits, game, Opposition: 12 - 9/4 vs CIN
 Most sacrifice flies, Phillies: 2 - 4/8 at ATL; 7/19 at TB; 9/21 at MIL
 Most walks, game, Phillies: 12 - 8/10 vs STL
 Most walks, game, Opposition: 11 - 5/15 vs NYM; 9/7 vs HOU; 9/13 at HOU
 Most strikeouts, game, Phillies: 15 - 4/28 vs CIN; 8/23 vs SD
 Most strikeouts, game, Opposition: 15 - 7/4 vs CHI
 Most LOB, game, Phillies: 15 - 9/15 at HOU (10 inn)...14 - 8/16 at STL; 8/18 at STL; 9/21 at MIL; 10/1 vs MTL

INDIVIDUAL BATTING

Most hits, game: 5 - Anderson, 7/3 vs CHI; Abreu, 8/8 vs ARI; Ducey, 8/24 vs SD; Glanville, 9/15 at HOU (10 inn)
 Most runs, game: 4 - Anderson, 7/3 vs CHI; Abreu, 7/29 vs FLA; Ducey, 8/24 vs SD
 Most doubles, game: 3 - Rolan, 6/24 vs PIT
 Most triples, game: 1
 Most HR, game: 2 - Lieberthal, 3 times, last: 6/6 at BAL; Rolan, 3 times, last: 7/19 at TB; Gant, 8/9 vs STL; Abreu, 8/24 vs SD; Brogna, 8/25 vs SD
 Most extra-base hits, game: 4 - Lieberthal, 6/6 at BAL; Brogna, 8/25 vs SD
 Most RBI, game: 7 - Brogna, 8/25 vs SD...6 - Lieberthal, 5/19 at MTL; Abreu, 8/24 vs SD
 Most walks, game: 3 - Rolan, 3 times, last: 7/20 at TB; Abreu, 6 times, last: 8/25 vs SD; Ducey, 6/4 at BAL and 8/25 vs SD; Brogna, 7/2 vs CHI; Arias, 7/21 at MIL; Gant, 8/10 vs STL and 9/3 vs CIN
 Most sacrifice hits: 3 - Ogea, 7/29 vs FLA
 Most stolen bases, game: 2 - Gant, 4/23 at MTL; Relaford, 5/2 vs LA; Glanville, 5/7 at COL and 5/29 vs COL; Rolan, 6/16 at SD; Abreu, 4 times, last: 9/26 vs NYM; Anderson, 7/6 vs MIL and 7/23 (1) vs ATL
 Longest hit streak: 14 games, Abreu, 8/17-9/1
 Longest RBI streak: 8 games - Brogna, 7/28-8/5
 Longest run scored streak: 7 games - Lieberthal, 5/4-12; Glanville, 5/4-12
 Longest walk streak: 7 games - Abreu, 9/1-7 and 9/26-10/3
 Longest stolen base streak: 13 - Glanville, 4/5-6/5
 Pinch home runs: Doster, 5/14 vs NYM; Ducey, 8/15 at CIN and 8/30 at SF; Magee, 9/20 at MIL and 10/1 vs MTL
 Grand slams: Abreu, 4/16 vs FLA; Lieberthal, 5/19 at MTL; Rolan, 7/3 vs CHI
 Inside-the-park home runs: Gant - 4/28 vs CIN; Abreu, 5/14 vs NYM; Rolan, 7/2 vs CHI

INDIVIDUAL PITCHING

Most strikeouts, game, Phillies: 13 - Schilling, 7/4 vs CHI
 Most walks, game, Phillies: 7 - Ogea, 6/4 at BAL
 Longest walkless streak, Phillies: 21.0 innings - Schilling, 6/24-7/9
 Fewest hits, game, Phillies (CG): 4 - Schilling, 5/29 vs COL and 7/18 at TB
 Longest winning streak: 6 games - Schilling, 6/18-7/18
 Longest losing streak: 8 games - Wolf, 7/22-9/11
 Longest consec. scoreless IP streak (starter): 18.1 innings - Ogea, 4/11-23
 Longest consec. scoreless IP streak (reliever): 13.0 innings - Perez, 5/2-6/1
 Most innings, game, starter: 9.0 innings - Loewer, 4/18 vs FLA and 5/4 vs SD; Schilling, 7 times, last: 7/18 at TB; Byrd, 5/11 at STL
 Most innings, game, relief: 3.1 innings - Grahe, 8/23 vs SD

MISCELLANEOUS TEAM

Longest winning streak: 5 games - 5/4-9
 Longest losing streak: 11 games - 9/4-14
 Longest game, innings: 13 innings - 7/20 at TB
 Longest game, time: 3:53 - 5/15 vs NYM...4:11 - 6/1 vs SF (12 innings)
 Shortest game, time: 2:07 - 8/28 (2) at COL
 Largest crowd, home: 58,086 - 7/3 vs CHI
 Largest crowd, road: 51,560 - 9/19 at NYM
 Most games above .500: 13 - 8/6 vs ARI (61-48)
 Most errors, game: 3 - 4/21 at ARI; 9/7 vs HOU...6/28 at PIT (10 innings); 9/1 at SF (11 innings)
 Most double plays turned: 4 - 7/30 at ATL; 8/4 at FLA
 Triple Play: 5/15 vs NYM
 Largest margin of victory: 16 runs - 8/24 vs SD (16-2)
 Largest margin of defeat: 19 runs - 9/4 vs CIN (22-3)
 Biggest come-from-behind win: 5 runs - 4/24 at MTL (trailed 5-0, won 6-5); 6/8 vs NYY (trailed 5-0, won 11-5); 7/23 (1) vs ATL (trailed 5-0, won 6-5)

1999 TRANSACTIONS

MARCH

- 3/23 Tom Prince (c) placed on the 15-day DL with ligament tears in his right wrist.
 3/25 Tyler Green (rhp) placed on the 15-day DL recovering from right elbow and right shoulder surgery.
 3/27 Matt Beech (lhp) placed on the 15-day DL recovering from left elbow surgery.
 3/27 Bobby Estalella (c) placed on the 15-day DL recovering from right shoulder surgery.

APRIL

- 4/29 Jeff Brantley (rhp) placed on the 15-day DL with a sore right shoulder.
 4/29 Bobby Estalella (c) reinstated from the 15-day DL, optioned to AAA Scranton/Wilkes-Barre.
 4/29 Steve Montgomery (rhp) contract purchased from AAA Scranton/Wilkes-Barre.

MAY

- 5/5 Paul Spoljaric (lhp) traded to Toronto in exchange for Robert Person (rhp).
 5/6 Steve Montgomery (rhp) optioned to AAA Scranton/Wilkes-Barre.
 5/7 Joel Bennett (rhp) contract purchased from AAA Scranton/Wilkes-Barre.
 5/16 Jeff Brantley (rhp) reinstated from the 15-day DL.
 5/16 Ken Ryan (rhp) designated for assignment.
 5/19 Ken Ryan (rhp) optioned to AAA Scranton/Wilkes-Barre.
 5/24 Jeff Brantley (rhp) placed on the 15-day DL with a torn labrum in his right shoulder.
 5/24 Steve Montgomery (rhp) recalled from AAA Scranton/Wilkes-Barre.

JUNE

- 6/6 Carlton Loewer (rhp) placed on the 15-day DL with a stress fracture in his right arm.
 6/8 Matt Beech (lhp) transferred to the 60-day DL.
 6/8 Amaury Telemaco (rhp) claimed off waivers from the Arizona Diamondbacks.
 6/9 Joel Bennett (rhp) optioned to AAA Scranton/Wilkes-Barre.
 6/11 Jeff Brantley (rhp) transferred to the 60-day DL.
 6/11 Randy Wolf (lhp) contract purchased from AAA Scranton/Wilkes-Barre.
 6/14 Tom Prince (c) transferred to the 60-day DL.
 6/17 Desi Relaford (ss) placed on the 15-day DL with a torn ligament in his right wrist.
 6/23 Cliff Politte (rhp) recalled from AA Reading.
 6/24 Tyler Green (rhp) reinstated from the 15-day DL, outrighted to AAA Scranton/Wilkes-Barre.

JULY

- 7/2 Mike Grace (rhp) optioned to AAA Scranton/Wilkes-Barre.
 7/2 Yorkis Perez (lhp) placed on the 15-day DL with an inflamed left elbow.
 7/2 Desi Relaford (ss) transferred to the 60-day DL.
 7/2 Steve Schrenk (rhp) contract purchased from AAA Scranton/Wilkes-Barre.
 7/3 Joe Grahe (rhp) contract purchased from AAA Scranton/Wilkes-Barre.
 7/7 Domingo Cedenio (inf) acquired from Seattle in exchange for Jose Flores (SWB inf).
 7/7 Cliff Politte (rhp) optioned to AA Reading.
 7/21 Bobby Estalella (c) recalled from AAA Scranton/Wilkes-Barre.
 7/21 Joe Grahe (rhp) optioned to AAA Scranton/Wilkes-Barre.
 7/23 Scott Aldred (lhp) acquired from Tampa Bay as player to be named later for Marty Barnett (RD rhp), 7/20.

JULY (continued)

- 7/23 Bobby Estalella (c) optioned to AAA Scranton/Wilkes-Barre.
 7/23 Anthony Shumaker (lhp) recalled from AAA Scranton/Wilkes-Barre.
 7/23 Anthony Shumaker (lhp) optioned to AAA Scranton/Wilkes-Barre.
 7/24 Joe Grahe (rhp) designated for assignment.
 7/26 Joe Grahe (rhp) outrighted to AAA Scranton/Wilkes-Barre.

AUGUST

- 8/4 Steve Montgomery (rhp) placed on the 15-day DL with a strained right groin.
 8/7 Billy Brewer (lhp) contract purchased from AAA Scranton/Wilkes-Barre.
 8/7 Carlton Loewer (rhp) transferred to the 60-day DL.
 8/8 Curt Schilling (rhp) placed on the 15-day DL with inflammation of his right shoulder.
 8/14 Anthony Shumaker (lhp) recalled from AAA Scranton/Wilkes-Barre.
 8/20 Steve Montgomery (rhp) reinstated from the 15-day DL.
 8/20 Jim Poole (lhp) designated for assignment.
 8/22 Ken Ryan (rhp) unconditionally released.
 8/23 Joe Grahe (rhp) contract purchased from AAA Scranton/Wilkes-Barre.
 8/23 Jim Poole (lhp) unconditionally released.
 8/23 Anthony Shumaker (lhp) optioned to AAA Scranton/Wilkes-Barre.

SEPTEMBER

- 9/1 Mike Grace (rhp) recalled from AAA Scranton/Wilkes-Barre.
 9/3 Torey Lovullo (inf) contract purchased from AAA Scranton/Wilkes-Barre.
 9/3 Cliff Politte (rhp) recalled from AA Reading.
 9/3 Tom Prince (c) reinstated from the 60-day DL.
 9/3 Curt Schilling (rhp) reinstated from the 15-day DL.
 9/6 Carlton Loewer (rhp) reinstated from the 60-day DL.
 9/6 Yorkis Perez (lhp) transferred to the 60-day DL.
 9/13 Domingo Cedenio (inf) unconditionally released.
 9/13 Bobby Estalella (c) recalled from AAA Scranton/Wilkes-Barre.
 9/13 Wendell Magee (of) recalled from AAA Scranton/Wilkes-Barre.
 9/13 Desi Relaford (inf) reinstated from the 60-day DL.
 9/17 Anthony Shumaker (lhp) recalled from AAA Scranton/Wilkes-Barre.
 9/28 Matt Beech (lhp) reinstated from the 60-day DL.
 9/28 Matt Beech (lhp) unconditionally released.

OCTOBER

- 10/6 Billy Brewer (lhp) outrighted to AAA Scranton/Wilkes-Barre, opted for free agency.
 10/6 Mike Grace (rhp) outrighted to AAA Scranton/Wilkes-Barre, opted for free agency.
 10/6 Joe Grahe (rhp) outrighted to AAA Scranton/Wilkes-Barre, opted for free agency.
 10/6 Torey Lovullo (inf) outrighted to AAA Scranton/Wilkes-Barre, opted for free agency.
 10/6 Felix Martinez (inf) claimed off waivers from the Kansas City Royals.
 10/6 Ryan Nye (rhp) outrighted to AAA Scranton/Wilkes-Barre.
 10/6 Chad Ogea (rhp) outrighted to AAA Scranton/Wilkes-Barre, opted for free agency.
 10/6 Yorkis Perez (lhp) reinstated from the 60-day DL.
 10/6 Yorkis Perez (lhp) outrighted to AAA Scranton/Wilkes-Barre, opted for free agency.
 10/6 Carlos Reyes (rhp) claimed off waivers from the San Diego Padres.
 10/22 Manny Barrios (rhp) claimed off waivers from the Cincinnati Reds.

TEAM NOTES

April 1999:.....11-11	Mar/Apr 1998:.....12-13
May 1999:.....14-13	May 1998:.....13-15
June 1999:.....15-12	June 1998:.....15-12
July 1999:.....17-11	July 1998:.....15-12
Aug 1999:.....10-17	Aug 1998:.....11-20
Sept-Oct 1999:.....11-21	Sept 1998:.....9-15

IMPROVEMENT: The Phillies' 77 wins were their most in a season since they won the NL East with a 97-65 record in 1993 ... 1999 also marked the 3rd straight season that the Phillies increased their win total...1996: 67 wins; 1997: 68; 1998: 75.

IN THE CLUTCH: The Phillies finished 2nd in the NL in batting with runners in scoring position with a .293 clip, trailing only COL's .296 mark...Individually, 6 Phillies hit .311 or better with RISP in '99 (min. 100 AB): Abreu-.346; Anderson-.322; Arias-.343; Gant-.311; Glanville-.338; Lieberthal-.317.

ON THE OFFENSIVE: The Phillies finished 4th in the NL in batting (.275), 6th in runs (841) and doubles (302), tied for 3rd in triples (44) and tied for 5th in walks (631)...The '99 Phillies team totals in runs, triples and walks were the club's highest since 1993 while the HR (161) total was their highest since 1987.

THROWING SOME LEATHER: The Phillies' 100 errors set a club record for fewest miscues in a full season, breaking the old mark of 104 set in 1978...For the season, the '99 club finished 2nd in the NL in fielding with a .983 pct. matching the '78 and '79 clubs for the highest pct. in team history.

HOMER-HAPPY: The Phillies' 161 HR were 35 more than the previous season and the 3rd highest total in club history trailing only the 1977 (186) and '87 (169) clubs.

IN THE EAST: The Phillies were 28-22 vs the NL East, 14-11 both at home and on the road.

INTERLEAGUE PLAY: The Phillies were 11-7 vs AL clubs.

ATTENDANCE: The Phillies' final attendance of 1,825,337 was an increase of 109,635 over 1998's total of 1,715,702...1999 was the 3rd straight season that the Phillies' attendance has risen. 1997's attendance was 1,490,638.

HOME-COOKING: The Phillies finished with a 41-40 record at home for their first winning record at Veterans Stadium since the strike-shortened 1994 (34-26) season...Overall, the Phillies have had a winning record in 19 of their 29 seasons at the Vet.

200-HIT CLUB: With 204 hits, Doug Glanville became the 16th Phillie to reach 200 hits in a season and the first since Pete Rose (208) in 1979...Also, Glanville was the first right-handed hitting Phillie with 200 hits since Dave Cash led the NL with 213 in 1975 and the first Phils outfielder since Rich Ashburn led the NL with 215 in 1958.

TRIFECTA: The '99 club was the 1st Phillies team with 3 players with 100 or more runs since 1993. Additionally, the '99 club is just the second Phillies team since 1900 with 3 outfielders with 100 or more runs. The other came in 1900:

1999	1993	1900
Bobby Abreu-118	Lenny Dykstra-143	Roy Thomas-134
Ron Gant-107	Dave Hollins-104	Jimmy Slagle-115
Doug Glanville-101	John Kruk-100	Elmer Flick-106

BOBBY ABREWING: Bobby Abreu, who finished 3rd in the NL in batting at .335, became the:

- 1st Phillie to reach 100 walks since 1993 when L. Dykstra, D. Daulton and J. Kruk all turned the trick.
- 1st Phillie to reach 20 HR & 20 SB since Von Hayes in 1989 (just the 6th Phillie overall to do it).
- 1st Phillie since Juan Samuel in '87 with at least 10 2B, 3B, HR & SB in a season...Just the 5th Phillie in the last 25 years.
- 1st Phillie to hit .335 or better since Tony Gonzalez (.339) in 1967.

20-HR CLUB: The Phillies matched the 1962 club record of having 4 players with 20 or more HR...They were: Abreu (20), Brogna (24), Lieberthal (31) and Rolen (26)...The '62 club: Johnny Callison (23), Don Demeter (29), Tony Gonzalez (20), Roy Sievers (21).

THIEVERY: Doug Glanville led the majors in SB pct. with 34 SB in 36 att. for a 94% success rate (min. 20 att.)...As a club, the Phillies were 2nd in the NL in SB pct. (behind Arizona), having been successful in 125 of their 160 attempts (78%)...The Phillies ended the season successful in 24 of their last 25 stolen base attempts.

BALANCED ATTACK: The Phillies and Giants were the only 2 NL clubs to have 5 players with 75 or more RBI...The Phillies: Abreu-93; Brogna-102; Gant-77; Lieberthal-96; Rolen-77 ... Additionally the '99 Phillies became the first team in modern club history (since 1900) to have 6 players with 70 or more RBI (Glanville-73)...The previous record of 5 players was done 3 times (1930, '32 and '93).

ONE-RUNNERS: The Phillies were 25-19 in one-run games, 16-6 in one-runners at home.

FINISHERS: As a staff, the Phillies were T4th in the NL with CHL in complete games with 11, trailing ARI (16), HOU (12) and COL (12).

DISABLED LIST:

10 different Phillies were on the disabled list in 1999 (11 stints).

Player	Injury	Dates on DL	Games Missed
Matt Beech	Left elbow surgery	3/30-9/28	157
Jeff Brantley	Inflamed rt. shoulder	4/29-5/15	15
Bobby Estalella	Rt. shoulder surgery	3/30-4/28	20
Tyler Green	Rt. shoulder/elbow surgery	3/30-6/23	69
Tom Prince	Left wrist surgery	3/30-9/2	133
Jeff Brantley	Rt. shoulder surgery	5/23-10/11	121
Carlton Loewer	Rt. humerus stress reaction	6/6-9/5	81
Desi Relaford	Rt. wrist ligament surgery	6/17-9/12	81
Yorkis Perez	Sprained left elbow ligament	7/2-10/4	85
Steve Montgomery	Strained rt. groin	8/4-19	14
Curt Schilling	Inflammation rt. shoulder	8/13-9/2	19
11 Stints			795



1999 Paul Owens Award Winners, Pat Burrell (1B/OF) and Adam Eaton (RHP), pictured with Paul Owens.

Phillies

MINOR LEAGUES

<i>Minor Leagues & Scouting</i>	118
<i>2000 Minor League Staff</i>	119-123
<i>Minor League 1999 Review</i>	124-132
<i>Minor League Players and Stats</i>	133-159

2000

MINOR LEAGUES AND SCOUTING

Mike Arbuckle	Director of Scouting
Gary Ruby	Director of Minor League Personnel and Instruction
Steve Noworyta	Director of Minor League Operations
John Timberlake	Director of Florida Operations
Sal Arriaga	Director of Latin American Operations

SCRANTON/WILKES-BARRE RED BARONS

International League (AAA) **General Manager:** Rick Monteen
P.O. Box 3449
Scranton, PA 18505
(570) 963-6556
Marc Bombard - mgr.
Tony Scott - ch.
Gorman Heim Mueller - p. ch.
Clete Sigwart - trainer

READING PHILLIES

Eastern League (AA)
P.O. Box 15050
Reading, PA 19612
(610) 375-8469
General Manager: Chuck Domino
Gary Varsho - mgr.
Milt Thompson - ch.
Carlos Arroyo - p. ch.
Troy Hofferl - trainer

CLEARWATER PHILLIES

Florida State League (A)
P.O. Box 10336
Clearwater, FL 33757
(727) 441-8638
General Manager: John Cook
Ken Oberkell - mgr.
Al Leboeuf - ch.
Warren Brusstar - p. ch.
Craig Strobel - trainer

PIEDMONT BOLL WEEVILS

South Atlantic League (A)
P.O. Box 322
Kannapolis, NC 28082
(704) 932-3267
General Manager: Todd Parnell
Greg Legg - mgr.
Jerry Martin - ch.
Rod Nichols - p. ch.
Paul Gabrielson - trainer

BATAVIA MUCKDOGS

New York-Penn League (A)
P.O. Box 532
Batavia, NY 14020
(716) 343-5454
General Manager: Paul Marriotti
Frank Klebe - mgr.
Alberto Fana - ch.
Ken Westray - p. ch.
Brian Cammarota - trainer

PHILLIES GULF COAST LEAGUE (R)

651 Old Coachman Road
Clearwater, FL 33765
(727) 799-0503
Ramon Aviles - mgr.
Jon Pont - ch.
Darold Knowles - p. ch.
Joel Kennedy - trainer

PHILLIES DOMINICAN SUMMER LEAGUE

Sammy Mejias - mgr.
Domingo Brito - ch.
Caesar Mejia - p. ch.

PHILLIES VENEZUELAN SUMMER LEAGUE

Kennedy Infante - coordinator
Jose Betancourt - ch.

SPECIAL INSTRUCTORS

Ruben Amaro, Sr., Field and Defensive Coordinator
Glenn Gregson, Pitching Coordinator
Don Long, Hitting Coordinator
Bill Dancy, Infield Coordinator
Mick Billmeyer, Catching Coordinator
Hap Hudson, Minor League Trainers Coordinator
Pat Sandora, Minor League Conditioning Coordinator
Billy DeMars, Hitting Instructor (part-time)
Johnny Podres, Pitching Instructor (part-time)

SCOUTING DEPARTMENT

National Supervisor: Marti Wolever
Pacific Rim Supervisor: Doug Takaragawa
International Supervisor: Sal Agostinelli
Regional Supervisors: Sonny Bowers, Mitch Sokol, Scott Trcka
Special Assignments/Professional Coverage: Dean Jongewaard
Director of Major League Scouting: Gordon Lakey
Major League Scout: Jimmy Stewart
Coordinator, Professional Coverage: Dick Lawlor
Professional Coverage: Del Unser
Major League Advance Scout/Professional Coverage: Hank King
Latin Liaison/Professional Coverage: Larry Rojas

Scouts:

Sal Agostinelli (NJ, NY, New England)
Emil Belich (MN, WI)
Darrell Conner (AZ, Southern CA, CO, NV, NM, UT)
Steve Gillispie (AL, GA, MS)
Bill Harper (ID, MT, OR, WA)
Tomas Herrera (Mexico)
Ken Hultzapfel (DE, MD, NY, PA, D.C.)
Marlin Jones (Northern FL)
Jerry Lafferty (IL, IA, KS, MO, NE)
Allan Lewis (Panama, Central America)
Matt Lundin (Southern CA)
Miguel Machado (Southern FL, PR)
Jesus Mendez (Venezuela)
Lloyd Merritt (KY, OH, TN, WV)
Venice Murray (IL, IN, MI, OH)
Dave Owen (LA, TX)
Scott Ramsey (Northern CA)
Paul Scott (AR, Northern LA, OK, Northern TX)
Doug Takaragawa (Southern CA)
Roy Tanner (NC, SC, VA)
Wilfredo Tejada (Dominican Republic)

Scranton/Wilkes-Barre is in its 12th year of operation ... Reading is in its 34th year of affiliation with the Phillies (beginning in 1967) ... Clearwater is owned and operated by the Phillies and is in its 16th year ... Piedmont is in its sixth season with the Phillies (moved from Spartanburg, they had been affiliated with the Phillies 32 years, before the move to Kannapolis in 1995) ... Batavia is in its 13th year with the Phillies ... The Phillies Gulf Coast team is in its second year of operation.

MINOR LEAGUE STAFF

RUBEN AMARO, SR. - Field and Defensive Coordinator

Born: 1/6/36 in Veracruz, Mexico...Resides: Weston, FL ... Former shortstop. Spent 11 years in the majors with the Cardinals, Phillies (1960-65), Yankees and Angels. Earned his only Gold Glove in 1964 with the Phillies. After retiring in 1972, joined the Phillies scouting staff, Was Phillies Latin American Coordinator, 1974-80. Also spent 1977 season as manager of Auburn (A) club. Was a coach for the Phillies, 1980-81. Member of the Cubs coaching staff, 1983-86. Was Latin American regional scouting supervisor for the Cubs, 1987-88, after which he scouted for the Tigers. Managed Minatitlan club in Mexican League in 1995. Returned to the Cubs in 1996 as manager at Williamsport (A) and spent 1997-98 as manager at Rockport (A). Has extensive winter league managerial experience. Returned to the Phillies in 1999 as Roving Infield Instructor and Assistant Camp Coordinator, title was revised to Field and Defensive Coordinator for 2000.

ARROYO, CARLOS - Reading Pitching Coach

Born: 11/21/58 in Vega Alta, PR ... Resides: Bayamon, PR ... Former pitcher. Played 7 years of pro ball in the Phillies minor league system, beginning in 1975. Has been a coach with Phils since 1983 in Bend, Sarasota, Spartanburg, Clearwater, Batavia, Martinsville, Reading and Piedmont. Returns to coach at Reading this year after a year at Piedmont and four years at Martinsville.

AVILES, RAMON - Phillies Gulf Coast League Manager

Born: 1/22/49 in Manati, PR ... Resides: Manati, PR ... Former infielder. Played 14 years of pro ball from 1970-83, including time in the majors with the Phillies and Red Sox. Played in one game with the Phillies in the 1980 NLCS vs Houston. Was player-coach at Portland in 1983; manager at Bend in 1984; Clearwater manager in 1985; coach at Reading in 1986; Spartanburg manager in 1987; coach at Maine in 1988; returned to Reading, 1989-90; Batavia manager from 1990-92. Named interim manager for Scranton in 1996, when Butch Hobson left the team mid-season. Was Roving Infield Instructor, 1993-98. Returned to managing last year with the debut of the Phillies Gulf Coast League team in Clearwater.

BILLMEYER, MICK - Catching Coordinator

Born: 4/24/64 in Funkstown, MD ... Resides: Hagerstown, MD ... Former catcher. Played in the Orioles (1985-88, 93), Rangers (1988-89) and Angels (1990-92) organizations. Played for Independent League Rochester Aces in 1993. Hit .250 with 29 HR, 210 RBI in 537 minor league games. Released from Rockies organization in spring, 1994. Angels' Bullpen/Workout Coordinator, 1994-99. Appeared as a pinch-hitter in Hall of Fame Game, 8/5/96 (2-run HR). Joined the Phillies as Catching Coordinator for 2000.

BOMBARD, MARC - Scranton/Wilkes-Barre Manager

Born: 11/15/49 in Maryland ... Resides: Tampa, FL ... Former pitcher. Pitched in the Reds organization from 1971-77, had a 39-39 record with a 2.72 ERA in 152 games. Player/coach at Tampa from 1974-77. Reds minor league roving pitching instructor, 1977-81. Managed in the Reds organization from 1982-88. Led Billings to Pioneer League championship in 1983 and Cedar Rapids to Midwest League championship in 1988. Spent 1989 in the Brewers organization. Managed in Pirates system from 1990-92, leading Buffalo to a first place finish in 1992. Returned to the Reds system, managing at Indianapolis from 1993-95. Posted best record in AAA baseball in both 1994 and 1995. Led Indians to American Association title in 1994 and a first place finish in 1995. Named Manager of the Year by the American Association in 1994; Minor League Manager of the Year by *Baseball America* and Triple-A Manager of the Year by *Baseball Weekly* in 1995. Coached third base for the Reds in 1996, first coaching position in the majors. 2000 marks his fourth season as manager of the Red Barons. Also managed Zulia in Venezuela winter league in 1998.

BRITO, DOMINGO - Phillies Dominican Summer League Coach

Born: 7/6/75 in Moca, DR ... Resides: Moca, DR ... Former shortstop. Signed by the Phillies as an amateur free agent, 5/25/93. Played in the Phillies organization from 1993-1996. In 1997 began coaching career as part-time coach for the Phillies' club in the Dominican Summer League, has been a full-time coach there since 1998.

BRUSSTAR, WARREN - Clearwater Pitching Coach

Born: 2/2/52 in Oakland, CA ... Resides: Napa, CA ... Former pitcher. Played 9 years in the majors, 1977-85, with the Phillies (1977-82), White Sox and Cubs. Released in spring training in 1986. Pitched in the Mexican League in 1987. Helped coach at UC San Diego, 1987-88. Coached at Napa Valley College, 1989-94. In 1994, was also coach at San Bernardino, an independent team. Coached Little League, 1995-97. Spent the 1998 season as coach for the Atlantic City Surf, an independent team. Joined the Phillies in 1999 as pitching coach for the Gulf Coast League team, his first season as a coach for a major league affiliated team. Coaching at Clearwater for 2000.

DANCY, BILL - Infield Coordinator

Born: 11/10/51 in St. Augustine, FL ... Resides: Safety Harbor, FL ... Former infielder. This season will mark his 26th with the Phillies, after a two-year absence when he managed the Richmond Braves (AAA), 1996-97. He played 6 years of pro ball in the Phillies minor league system from 1973-78. Began his managerial career with the Phillies the next year at Spartanburg. Managed Peninsula, 1980-82; Reading, 1983-84, 1988, 1994-95; Portland, 1985-86; Maine, 1987; Scranton, 1989-91; Clearwater, 1992-93, 1998-99. Named Eastern League Manager of the Year in 1983 by *The Sporting News* after leading Reading to the best record in club history (96-44). Named Top Managing Prospect in the Florida State League by *Baseball America* in 1992 and 1993. Led teams to championships three times: Peninsula in 1980, Clearwater in 1983 (first ever) and Reading in 1995. Has a career managerial record of 1,518-1,414. Left the managing ranks to become Infield Coordinator for 2000.

DEMARS, BILLY - Hitting Instructor (part-time)

Born: 8/26/25 in Brooklyn, NY ... Resides: Clearwater, FL ... Former shortstop. Played professionally from 1943-1960 making brief American League appearances with the Philadelphia Athletics and St. Louis Browns. Was a minor league manager in the Baltimore farm system, 1958-68. Moved to coaching on the major league level with the Phillies (1969-81), Expos (1982-84) and Reds (1984-87). Was a part-time rover for the Phillies 1993-94, returned to full time in 1995-97 and back to part-time in 1998. Named part-time Special Assistant to Lee Elia in 1999 and Hitting Instructor for 2000.

FANA, ALBERTO - Batavia Coach

Born: 2/6/74 in La Vega, DR ... Resides: La Vega, DR ... Former catcher. Played professionally for the Phillies from 1993-95, including two seasons in the Dominican Summer League. Managed in the Dominican Summer League, 1996-97. Coached at Batavia for the first time in 1998. Named coach for the first season of the Phillies Gulf Coast League team in 1999 and returns to coach at Batavia for 2000.

MINOR LEAGUE STAFF

GREGSON, GLENN (Goose) - Pitching Coordinator

Born: 2/10/50 in Hamlet, NC ... Resides: Helena, MT ... Former pitcher. Graduated from Appalachian State University with a degree in Health and Physical Education; later earned his Master's degree in Sport Science and Administration. Played seven years of pro ball in the White Sox and Phillies (1974-78) organizations, 1972-78. An elbow injury ended his career. Began coaching career in Phillies organization with Helena in 1979. Was pitching coach in the Cubs organization, 1982-84. Was pitching coach for 11 years in the Dodgers organization, Great Falls (R, 1988-89); Bakersfield (A, 1990-92); Albuquerque (AAA, 1993-94); Dodgers Pitching Coordinator (1995-98) and additionally Dodgers Pitching Coach in 1998. Returned to the Phillies organization as Scranton Pitching Coach in 1999. Named Pitching Coordinator for 2000.

HEIMUELLER, GORMAN - Scranton/Wilkes-Barre Pitching Coach

Born: 9/24/55 in Los Angeles, CA ... Resides: Salt Lake City, UT ... Former pitcher. Played 14 years of pro ball, including parts of two in the majors with the A's (1983-84). Spent 10 years coaching in the Twins organization for Visalia (A, 1987-89); Orlando (AA, 1990); Portland (AAA, 1991-94); and New Britain (AA, 1995-96). Moved to Dodgers organization as pitching coach for Vero Beach (A, 1997-98). Joined the Phillies in 1999 as Reading's pitching coach, moved to Scranton for 2000.

HUDSON, HAP - Minor League Trainers Coordinator

Born: 10/27/59 in Jackson, MS ... Resides: Clearwater, FL ... Joined the Phillies in 1990 as Phillies roving rehabilitation trainer; title was revised to Coordinator of Minor League Trainers in 1998. Steadily moved through the St. Louis organization from 1983-89. Has had a partnership with nutritionalist Mackey Shilstone since 1987. Worked with Rudy J. Ellis (Louisville basketball team physician) in his sports medicine clinic, 1987-95. Graduate of Clinton High School (MS) ... 1982 graduate of Mississippi College with a BS degree in Physical Education and a minor in math. Certified member of the National Athletic Trainers Association, 1987.

KNOWLES, DAROLD - Phillies Gulf Coast League Pitching Coach

Born: 12/9/41 in Brunswick, MO ... Resides: St. Petersburg, FL ... Former pitcher. Pitched professionally for 20 years, 15 in the majors with eight teams: Baltimore, Phillies, Washington, Oakland, Cubs, Texas, Montreal and St. Louis. Pitched in 1969 All-Star Game. Holds World Series record for most games pitched in one series, 7, in 1973. Was pitching instructor in the St. Louis Cardinals minor league system from September 1980-1988. Phillies pitching coach in 1990. Clearwater pitching coach 1991-99. Additionally was pitching coach for Sun Cities of the Arizona Fall League in 1998. Pitching coach for Gulf Coast League Phillies for 2000.

KLEBE, FRANK - Batavia Manager

Born: 1/22/61 in Baltimore, MD ... Resides: Pasadena, MD ... Attended Anne Arundel Community College and Community College of Baltimore (CCB). First coaching experience was as assistant coach at Glen Burnie High School (1981-82). Was assistant coach, then head coach at CCB (1983-87). At same time joined Orioles as an associate scout. First pro coaching job was for Orioles' Bluefield team, 1987-88. Was coach for Watertown (Indians) in 1989, before returning to Orioles as an associate scout, 1990-95. At same time was head coach for Catonsville C.C. (1991) and assistant coach at Anne Arundel C.C. (1992-93). Joined Yankees as associate scout in 1996. Joined Phillies as manager of Batavia in 1998. Batavia coach in 1999 and returned to managing at Batavia for 2000.

LEBOEUF, AL - Clearwater Coach

Born: 2/4/60 in Putnam, CT ... Resides: Palm Harbor, FL ... Former infielder. Played 8 years in the Phillies minor league system (1981-88). Was a coach at Martinsville in 1989; Clearwater coach in 1990; Reading coach in 1991; Scranton coach in 1992. Earned his first managing job with Batavia, 1993-95. Managed at Clearwater in 1996 and made his double-A managing debut at Reading in 1998. Coached at triple-A Scranton in 1999. Returns to Clearwater, as coach, for 2000.

LEGG, GREG - Piedmont Manager

Born: 4/21/60 in San Jose, CA ... Resides: Peckville, PA ... Former infielder. Has been in the Phillies organization since being drafted by them in 1982. Made it to the majors in 1986 and 1987, appearing in three games. Was player/coach for Clearwater 1993-94, coach in 1995. Coached for Scranton in 1996. Made his managerial debut in 1997 for Batavia. Managed Martinsville in 1998, Batavia in 1999 and will manage Piedmont in 2000.

LONG, DON - Hitting Coordinator

Born: 3/17/62 in Bremerton, WA ... Resides: Edmonds, WA ... Former shortstop. Played pro ball for three years in the Giants organization (1983-85). Served as head coach at Seattle University, 1985-86. Began professional coaching career with first of 12 seasons in the Angels organization in 1987 at Quad City. Managed Bend (A), 1988-89. Led Quad City to Midwest League Championship in 1990, with an 81-59 record, and was named Manager of the Year. Managed four seasons at Midland (AA), earning Texas League Manager of the Year honors in 1991, when he led the club to a first place finish. Managed Vancouver (AAA), 1994-96, earning Pacific Coast League Manager of the Year honors in 1995. Managed Lake Elsinore (A) in 1997 and Midland again in 1998. Joined the Phillies organization in 1999 as Roving Hitting Instructor, title revised to Hitting Coordinator for 2000.

MARTIN, JERRY - Piedmont Coach

Born: 5/11/49 in Columbia, SC ... Resides: Irmo, SC ... Former outfielder. Played from 1971-84, including 11 years of major league ball. Played for Phillies in part of 1974-1978, including three LCS. Also played for the Cubs, Giants, Royals and Mets from 1979-84. Played for Orlando in the Senior Baseball League in 1989. Phillies coach for Martinsville, 1990. Was Roving Hitting Instructor, 1991-98. Returned to coaching with Piedmont, 1999-2000.

MEJIA, CESAR - Phillies Dominican Summer League Pitching Coach

Born: 10/10/66 in Azua, DR ... Resides: Azua, DR ... Former pitcher. Played pro ball from 1984-90 in the Blue Jays, Tigers, Orioles and Mets organizations. Mainly a starter, he pitched as high as triple-A in his 6 professional years. Named Eastern League Pitcher of the Year in 1988 while pitching for the Tigers' Glen Falls club. This will be his third season as pitching coach for the Phillies club in the Dominican Summer League.

MINOR LEAGUE STAFF

MEJIAS, SAMMY – Phillies Dominican Summer League Manager

Born: 5/9/50 in Santo Domingo, DR ... Resides: Santo Domingo, DR ... Former outfielder. 12-year pro with almost six years in the majors with the Cardinals (1976), Expos (1977-78), Cubs (1979) and Reds (1979-81). Hit first ML home run in the pinch. Pitched one shutout inning for Montreal in 1978. Spent 10 years managing in the Reds organization, beginning with Eugene of Northwest League in 1983. Led Sarasota to Gulf Coast League Southern Division title in 1986. In 1990 was named Gulf Coast League Manager of the Year while with Plant City. Was first base coach and responsible for outfield instruction for Mariners, 1993-99. Joins the Phillies organization in 2000 as manager for La Vega Phillies.

NICHOLS, ROD – Piedmont Pitching Coach

Born: 12/29/64 in Burlington, IA ... Resides: Columbus, GA ... Former pitcher, 12-year pro with almost seven years in the majors with the Indians (1988-93), Dodgers (1993) and Braves (1995). Indians second 1st round selection (17th overall) in 1985 June draft. Played in Japan for Fukuoka Daiei Hawks in 1997. Begins his coaching career this year as Piedmont pitching coach.

OBERKFELL, KEN – Clearwater Manager

Born: 5/4/56 in Maryville, IL ... Resides: The Woodlands, TX ... Former infielder. 18-year pro with over 14 seasons in the majors with the Cardinals (1978-84), Braves (1984-88), Pirates (1988-89), Giants (1989), Astros (1990-91) and Angels (1992). Led NL 2nd basemen in fielding % in 1979 and 3rd basemen in 1982 and 1983. Played in two League Championship Series and two World Series (St. Louis in 1982 and San Francisco in 1989). Managed in the Independent Leagues, 1995-96, for the Sullivan Mountain Lions (23-43) and the Elmira Pioneers (17-22) of the Northeast League. Made his Phillies managerial debut with Piedmont, 1997-99. Managing Clearwater for 2000.

PODRES, JOHNNY – Pitching Instructor (part-time)

Born: 9/30/32 in Witherbee, NY ... Resides: Glens Falls, NY ... Former pitcher. Spent 15 years in the majors (1953-55; 57-67; 69) including 13 years with the Dodgers. Also played for the Tigers and Padres. Compiled a 148-116 record with a 3.67 ERA. Appeared in four World Series, and was named Outstanding Player of the 1955 Series vs the Yankees. Also appeared in two All-Star Games. Was pitching coach for the Padres, 1970-73. Moved to the Red Sox organization where he coached in the minors, 1975-79, before joining the major league staff in 1980. Was pitching coach for the Twins, 1981-85. Re-joined the Dodgers where he was Minor League Pitching Instructor (1986-87), then pitching coach at Kissimmee (1988-89) and finally roving pitching instructor (1990). Joined the Phillies as pitching coach, 1991-96. Has been a part-time pitching instructor in the Phillies organization since 1997.

PONT, JON – Phillies Gulf Coast League Coach

Born: 1/15/62 in Grant Pass, OR ... Resides: Port St. Lucie, FL ... 1979 graduate of Mountain View High School (CA); 1984 graduate of San Jose State University with a degree in Physical Education and a minor in math. Played both baseball and football at San Jose. Went to camp with Cleveland in 1986 and San Francisco in 1987. Graduate assistant and coach at Stanford, 1988-90. Assistant coach at Colorado State University, 1991-92. Began his pro coaching career with Brewers in 1993 at Helena. Coached at Beloit, 1994-95 and El Paso (AA), 1996-98. In 1997-98, El Paso led all of minor league baseball in hitting. Made his managerial debut at Ogden in 1999. Joined the Phillies organization in 2000 as coach for the Gulf Coast League team.

SANDORA, PAT – Minor League Conditioning Coordinator

Born: 4/24/73 in Newcastle, PA ... Resides: Clearwater, FL ... 1996 graduate of West Virginia University with a degree in Physical Education. Earned a Master's degree in Athletic Coaching, emphasizing Strength and Conditioning from West Virginia in 1997. Taught Physical Education, Health and Strength Conditioning at Ruffin High School (SC) for a semester in 1997. Joined the Rangers in 1998 as minor league strength coach for Savannah. Was a graduate assistant at Miami University of Ohio in 1998. Coached again for the Rangers in 1998 this time for Tulsa. Member of National Strength and Conditioning Association (NSCA) and is Certified Strength and Conditioning Specialist (CSCS).

SCOTT, TONY – Scranton/Wilkes-Barre Coach

Born: 9/18/51 in Cincinnati, OH ... Resides: Moore, SC ... Former outfielder. Played from 1969-1983, including 10 years in the major leagues with three teams: Montreal, St. Louis and Houston. Coach at Batavia 1989-91. Spartanburg coach 1992-94, moving to Piedmont with the team in 1995. Was Roving Outfield Instructor, 1996-98. Returned to coaching in 1999 with Clearwater. Will coach at Scranton in 2000.

THOMPSON, MILT – Reading Coach

Born: 5/15/59 in Washington, DC ... Resides: Williamstown, NJ ... Former outfielder. Played 18 years of pro ball with over 11 years in the big leagues with the Braves, Phillies (1986-88; 1993-94), Cardinals, Astros, Dodgers and Rockies. Only post-season experience came with the Phillies in 1993. Made his coaching debut with Reading, where he has remained since 1998.

VARSHO, GARY – Reading Manager

Born: 6/20/61 in Marshfield, WI ... Resides: Chili, WI ... Former outfielder. Earned a degree in Physical Education from the University of Wisconsin at Oshkosh in 1989. Played 14 years of pro ball beginning in 1982, when drafted by the Cubs in the fifth round, including parts of eight seasons in the majors with the Cubs, Pirates, Reds and Phillies (1995). Played in NLCS with Pirates in 1991. Made managerial debut 1997-98 for Wisconsin (A), where he finished first in the Central Division first half both years. Joined the Phillies and has been Reading (AA) Manager since 1999.


WESTRAY, KEN – Batavia Pitching Coach

Born: 3/7/59 in Clinton, IL ... Resides: Fresno, CA ... Graduated from Eastern Illinois University. Pitching coach at Indiana University, where they had an outstanding recruiting program. Attending classes to earn Physical Therapy degree. Was pitching coach at Batavia, 1994-97; Piedmont, 1998 and again at Batavia since 1999.


MINOR LEAGUE STAFF



Ruben Amaro, Sr.




Carlos Arroyo



Ramon Aviles




Mick Billmeyer



Marc Bombard




Domingo Brito



Warren Brusstar




Bill Dancy



Billy DeMars



Alberto Fana




Glenn Gregson




Gorman Heim Mueller




Hap Hudson



Darold Knowles



Frank Klebe




Al Leboeuf

MINOR LEAGUE STAFF



Greg Legg



Don Long




Jerry Martin



Cesar Mejia



Milt Thompson



Ken Oberkfell



Johnny Podres



Tony Scott



Gary Varsho



Ken Westray

1999 MINOR LEAGUE REVIEW

Playoffs: Three of the six Phillies minor league teams qualified for post-season playoffs . . . Piedmont was eliminated from a wild-card berth in the final game . . . The last time the Phillies had more than three teams in the playoffs was 1947 when five participated . . . Last time for three teams, 1995.

The La Vega Phillies (Dominican Summer League) won the Cibao Division and won the Championship by defeating the Devil Rays and Mets in the playoffs . . . The La Victoria Phillies (Venezuela Summer League) missed the playoffs by one game.

Best Record: Phillies minor league teams compiled a 365-333 record for a .523 percentage, the best record since 375-329, .533, in 1995 . . . The Phillies ranked seventh among all clubs, compared to 17th in 1998 . . . It is the third straight year the Phillies minor league teams have finished over .500 . . . Since 1969, it is the third time the organization has had three straight winning seasons, 1971-72-73 and 1978-79-80.

SCRANTON/WILKES-BARRE RED BARONS (78-66)

Won International League North Division (78-66) . . . Lost first-round playoffs to Charlotte, 3-2 . . . 14th in team batting (.254); 5th in ERA (4.60), leading IL with 11 shutouts . . . Manager: Marc Bombard.

BATTERS	AVG	G	AB	R	H	2B	3B	HR	RBI	BB	SO	SB	CS	SLG	OBP
Alvarez, Clemente	.250	9	28	4	7	4	0	0	6	3	9	0	0	.393	.323
Burrell, Pat	.152	10	33	4	5	0	0	1	4	4	8	0	1	.242	.263
#Burton, Darren	.262	118	409	61	107	30	3	13	63	44	96	7	2	.445	.338
Carter, Mike	.161	9	31	2	5	1	1	1	4	0	8	0	1	.355	.212
*Carver, Steve	.236	98	288	33	68	18	1	11	38	34	101	2	0	.420	.319
Estalella, Bobby	.231	110	386	58	89	23	2	15	62	55	100	4	1	.417	.330
Finn, John	.218	42	124	18	27	1	0	4	10	15	12	2	0	.323	.317
Flores, Jose	.246	64	228	35	56	6	2	0	18	37	43	13	3	.289	.368
#Frazier, Lou	.247	89	308	54	76	16	7	6	32	44	79	21	3	.403	.344
Guiliano, Matt	.190	71	216	20	41	15	0	2	24	17	61	3	2	.287	.253
Huff, Larry	.235	9	17	4	4	2	0	0	1	5	2	0	0	.353	.435
#Lovullo, Torey	.279	139	519	90	145	36	3	21	106	78	89	3	4	.482	.371
Lucca, Lou	.268	136	533	61	143	33	2	12	70	22	94	4	6	.405	.306
Magee, Wendell	.283	142	566	95	160	34	2	20	79	55	124	10	8	.456	.346
*McMillon, Billy	.304	132	464	97	141	38	4	16	85	65	79	11	2	.506	.389
Millan, Adan	.000	1	2	0	0	0	0	0	0	1	2	0	0	.000	.333
Prince, Tom	.091	7	22	2	2	0	0	1	1	3	5	1	0	.227	.231
#Rollins, Jimmy	.077	4	13	0	1	1	0	0	0	1	1	1	0	.154	.143
*Ronan, Marc	.165	38	115	14	19	5	0	2	10	8	28	1	2	.261	.224
*Zuber, Jon	.295	111	387	69	114	24	2	6	54	86	48	7	1	.413	.421

PITCHERS	W-L	PCT	ERA	G	GS	CG	SHO	SV	IP	H	R	ER	BB	SO
Bennett, Joel	10-4	.714	4.61	20	20	1	1	0	127.0	134	71	65	47	125
Bolton, Rod	11-10	.524	3.82	24	24	4	2	0	153.0	161	76	65	52	85
*Brewer, Billy	6-1	.857	3.78	33	5	0	0	2	69.0	59	32	29	28	57
*Dodd, Robert	4-0	1.000	0.91	6	4	1	0	1	29.2	19	5	3	6	23
Eaton, Adam	1-1	.500	3.00	3	3	0	0	0	21.0	17	10	7	6	10
*Fesh, Sean	4-3	.571	4.39	45	0	0	0	1	53.1	50	29	26	31	38
Fiore, Tony	0-0	.000	6.64	13	0	0	0	0	20.1	28	19	15	15	13
Grace, Mike	2-2	.500	4.44	10	9	0	0	0	46.2	52	25	23	17	27
Grahe, Joe	3-1	.750	3.00	23	4	0	0	10	36.0	38	15	12	15	25
Green, Tyler	4-6	.400	7.69	19	7	1	0	0	50.1	78	47	43	24	31
*Jacquez, Thomas	0-1	.000	2.45	3	0	0	0	0	3.2	4	1	1	0	4
Johnson, Barry	6-10	.375	5.02	31	18	1	1	0	136.1	157	83	76	49	88
2*Looney, Brian	1-0	1.000	3.94	3	3	0	0	0	16.0	19	9	7	6	12
T*Looney, Brian	4-0	1.000	5.70	50	4	0	0	2	71.0	70	47	45	50	64
Montgomery, Steve	0-0	.000	6.23	14	0	0	0	7	13.0	17	9	9	11	13
2 Myers, Jimmy	1-0	1.000	3.77	11	0	0	0	1	14.1	15	6	6	3	6
T Myers, Jimmy	1-0	1.000	6.50	14	0	0	0	1	18.0	26	14	13	5	8
Nye, Ryan	5-4	.556	5.10	14	10	0	0	0	65.1	69	41	37	20	63
Ryan, Ken	2-2	.500	5.66	31	0	0	0	6	41.1	54	30	26	19	33
Schrenk, Steve	3-1	.750	2.93	32	0	0	0	2	43.0	38	17	14	21	34
Scott, Darryl	7-6	.538	4.09	57	4	0	0	10	105.2	100	53	48	47	91
*Shumaker, Anthony	3-5	.375	5.72	14	14	1	0	0	89.2	119	60	57	32	99
Welch, Mike	1-2	.333	7.94	13	5	0	0	0	34.0	45	30	30	13	11
Williams, Shad	0-2	.000	19.80	2	2	0	0	0	5.0	17	11	11	3	2
*Wolf, Randy	4-5	.444	3.61	12	12	0	0	0	77.1	73	36	31	29	72
*Zuber, Jon	0-0	.000	0.00	1	0	0	0	0	2.0	0	0	0	0	0

*Left-handed, # Switch hitter, 2 Scranton totals, T 1999 totals

1999 MINOR LEAGUE REVIEW

SCRANTON-WB RED BARONS Playoff Statistics

BATTERS	AVG	G	AB	R	H	2B	3B	HR	RBI	BB	SO	SB	CS	SLG	OBP
Burrell, Pat	.522	5	23	9	12	2	0	3	8	2	4	0	0	1.000	.560
#Burton, Darren	.278	5	18	4	5	2	0	0	3	3	4	0	0	.389	.381
*Carver, Steve	.250	2	8	2	2	1	0	1	2	1	3	0	0	.750	.333
Estalella, Bobby	.217	5	23	3	5	2	1	0	4	1	6	0	0	.391	.250
Huff, Larry	.474	5	19	3	9	1	0	0	5	1	2	0	0	.526	.524
Lucca, Lou	.174	5	23	1	4	1	0	0	1	0	9	0	0	.217	.174
Magee, Wendell	.348	5	23	5	8	1	0	2	5	3	4	0	1	.652	.407
*McMillon, Billy	.474	5	19	5	9	0	0	1	6	4	3	0	0	.632	.583
#Relaford, Desi	.348	5	23	4	8	2	0	0	1	1	4	0	0	.435	.375
#Rollins, Jimmy	.000	2	2	0	0	0	0	0	0	0	2	0	0	.000	.000
*Zuber, Jon	.250	3	12	2	3	0	0	0	1	2	1	0	0	.250	.357

PITCHERS	W-L	PCT	ERA	G	GS	CG	SHO	SV	IP	H	R	ER	BB	SO
Bennett, Joel	0-1	.000	9.00	1	1	0	0	0	4.0	8	6	4	2	3
*Dodd, Robert	0-0	.000	11.57	1	1	0	0	0	4.2	11	8	6	1	4
Eaton, Adam	1-0	1.000	6.00	1	1	0	0	0	6.0	10	4	4	0	1
*Fesh, Sean	0-0	.000	0.00	1	0	0	0	0	1.0	2	0	0	0	0
Green, Tyler	0-0	.000	3.38	2	0	0	0	0	5.1	4	2	2	2	4
*Jacquez, Thomas	0-0	.000	0.00	1	0	0	0	0	2.0	2	0	0	0	2
Johnson, Barry	0-0	.000	3.68	3	0	0	0	0	7.1	9	3	3	1	3
*Looney, Brian	0-1	.000	12.27	1	1	0	0	0	3.2	8	5	5	1	3
Myers, Jimmy	0-0	.000	6.00	2	0	0	0	0	3.0	2	2	2	3	1
Scott, Darryl	1-0	1.000	8.10	2	0	0	0	0	3.1	7	3	3	0	0
*Shumaker, Anthony	0-1	.000	22.09	1	1	0	0	0	3.2	10	9	9	1	2

*Left-handed, # Switch hitter

READING PHILLIES (73-69)

Finished third in the Eastern League Southern Division (73-69) . . . 6th in team batting (.263); 10th in ERA (4.65) . . . Manager: Gary Varsho.

BATTERS	AVG	G	AB	R	H	2B	3B	HR	RBI	BB	SO	SB	CS	SLG	OBP
Alvarez, Clemente	.176	48	142	12	25	5	1	2	12	11	38	1	1	.268	.234
Antczak, Chuck	.000	8	19	0	0	0	0	0	0	0	6	0	0	.000	.000
*Burnham, Gary	.249	116	354	47	88	20	0	12	49	41	49	11	3	.407	.350
Burrell, Pat	.333	117	417	84	139	28	6	28	90	79	103	3	1	.631	.438
Finn, John	.209	40	115	15	24	8	1	0	9	20	16	7	1	.296	.331
*Francia, David	.271	107	339	41	92	22	5	4	43	21	57	13	4	.401	.337
#Harris, Brian	.221	119	380	42	84	13	3	5	41	46	58	9	5	.311	.303
*Horne, Tyrone	.267	80	262	37	70	13	2	5	37	43	64	13	8	.389	.368
Huff, Larry	.260	121	427	72	111	28	3	3	54	60	69	28	6	.361	.358
McNamara, Rusty	.249	50	177	26	44	9	1	5	20	17	22	0	2	.395	.328
Pierce, Kirk	.259	83	255	37	66	10	0	9	40	42	56	4	3	.404	.378
Raynor, Mark	.209	14	43	4	9	0	1	0	3	6	4	0	1	.256	.320
#Rollins, Jimmy	.273	133	532	81	145	21	8	11	56	51	47	24	12	.404	.336
Royster, Aaron	.290	91	310	53	90	17	2	8	48	48	90	11	5	.435	.387
Stewart, Andy	.300	54	190	23	57	19	0	7	40	16	18	0	3	.511	.369
*Taylor, Reggie	.266	127	526	75	140	17	10	15	61	18	79	38	20	.422	.293
Tinoco, Luis	.271	39	96	18	26	4	0	1	10	22	23	2	2	.344	.413

*Left-handed, # Switch hitter

1999 MINOR LEAGUE REVIEW

READING PHILLIES (continued)

PITCHERS.....W-L	PCT	ERA	G	GS	CG	SHO	SV	IP	H	R	ER	BB	SO
Baile, Matt.....1-0	1.000	0.00	1	1	0	0	0	6.0	3	0	0	1	6
Barnett, Marty.....2-3	.400	2.53	35	0	0	0	7	53.1	43	19	15	24	33
Brannan, Ryan.....0-0	.000	16.62	5	0	0	0	0	4.1	9	8	8	4	1
*Brester, Jason.....7-5	.583	3.76	16	16	3	1	0	105.1	105	48	44	26	87
Burger, Rob.....0-6	.000	13.50	9	9	0	0	0	27.1	29	43	41	45	23
*Burnham, Gary.....0-0	.000	18.00	1	0	0	0	0	1.0	1	2	2	2	0
Cedeno, Blas.....2-2	.500	4.26	19	0	0	0	0	31.2	30	16	15	12	18
*Censale, Silvio.....1-6	.143	11.77	16	11	0	0	0	52.0	74	76	68	48	36
Coggin, Dave.....2-5	.286	7.50	9	9	0	0	0	42.0	55	37	35	20	21
*Dodd, Robert.....10-2	.833	3.83	42	0	0	0	5	80.0	78	38	34	23	79
Eason, Clay.....0-2	.000	10.38	10	1	0	0	1	13.0	14	15	15	14	13
Eaton, Adam.....5-4	.556	2.92	12	12	2	0	0	77.0	60	30	25	28	67
Grahe, Joe.....0-0	.000	0.90	7	0	0	0	4	10.0	7	3	1	2	12
Herbert, Russ.....3-5	.375	4.75	26	9	0	0	3	83.1	90	53	44	32	55
Hubbs, Dan.....0-0	.000	5.63	3	1	0	0	0	8.0	10	5	5	5	8
*Jacquez, Thomas.....6-5	.545	5.28	38	14	0	0	1	122.2	149	84	72	32	68
Kawabata, Kyle.....0-0	.000	6.00	8	0	0	0	0	12.0	20	9	8	2	7
*Kershner, Jason.....4-4	.500	5.73	57	2	0	0	8	92.2	99	67	59	40	86
Politte, Cliff.....9-8	.529	3.63	37	13	1	0	5	109.0	112	45	44	33	97
*Pyc, David.....5-2	.714	4.33	17	13	1	0	0	81.0	95	44	39	15	51
Rutherford, Mark.....1-0	1.000	0.98	4	4	0	0	0	18.1	11	3	2	9	10
*Shumaker, Anthony.....4-3	.571	1.78	10	10	1	0	0	60.2	48	17	12	17	60
Thomas, Evan.....9-5	.643	3.25	36	15	1	0	3	127.1	123	53	46	50	127
Williams, Shad.....2-2	.500	3.13	16	2	0	0	2	31.2	30	17	11	10	19

CLEARWATER PHILLIES (77-59)

Won Florida State League West Division first-half title (46-23); finished seventh in second half (31-36), winning 17 of last 23 games . . . Lost first-round playoffs to Dunedin, 2-1 . . . 2nd in team hitting (.281); led FSL in walks (579); 8th in ERA (4.18); led in saves (44) . . . Manager: Bill Dancy.

BATTERS.....	AVG	G	AB	R	H	2B	3B	HR	RBI	BB	SO	SB	CS	SLG	OBP
Acevedo, Carlos.....	.286	12	42	4	12	2	1	0	6	3	7	2	1	.381	.333
Antczak, Chuck.....	.258	15	31	3	8	2	0	0	4	2	6	0	0	.323	.343
Casillas, Uriel.....	.283	32	113	23	32	5	0	0	24	17	10	4	2	.327	.414
Collier, Lamonte.....	.264	104	318	50	84	11	3	0	28	49	60	4	3	.318	.366
Connell, Jerry.....	.289	25	90	11	26	4	1	2	18	8	27	2	0	.422	.347
Dominique, Andy.....	.255	130	487	77	124	29	5	14	92	69	84	3	3	.421	.354
Estalella, Bobby.....	.423	8	26	3	11	3	0	1	8	3	3	0	0	.654	.483
#Estrada, Johnny.....	.277	98	346	35	96	15	0	9	52	14	26	1	0	.399	.303
Kilil, Skip.....	.298	86	305	74	91	15	8	14	55	70	101	24	4	.538	.436
Knupfer, Jason.....	.289	15	45	13	13	2	0	0	3	12	5	1	0	.333	.439
#Machado, Anderson.....	.000	1	2	0	0	0	0	0	0	0	1	0	0	.000	.000
McNamara, Rusty.....	.321	69	274	40	88	12	2	3	43	29	22	5	3	.412	.401
Michaels, Jason.....	.305	122	452	91	138	31	6	14	65	68	103	10	7	.493	.396
T#Perez, Josue.....	.247	23	93	15	23	2	0	0	6	7	17	6	1	.269	.301
T#Perez, Josue.....	.269	85	294	39	79	16	1	2	28	28	46	20	12	.350	.334
#Polidor, Wil.....	.238	52	151	18	36	9	0	0	14	11	18	1	0	.298	.297
Prince, Tom.....	.364	9	33	5	12	0	0	2	9	3	3	1	0	.545	.432
#Punto, Nick.....	.305	106	400	65	122	18	6	1	48	67	53	16	6	.388	.404
#Relaford, Desi.....	.286	2	7	1	2	0	0	0	1	1	1	0	0	.286	.375
Royster, Aaron.....	.317	11	41	6	13	2	2	0	5	3	10	1	0	.463	.364
Salazar, Jeremy.....	.300	2	10	1	3	1	0	0	1	0	2	0	0	.400	.300
*Terrell, Jeff.....	.283	109	385	63	109	18	4	2	45	42	44	13	7	.366	.357
Thompson, Nick.....	.111	9	27	4	3	1	0	0	1	4	12	0	1	.148	.273
Tinoco, Luis.....	.182	32	110	15	20	3	0	0	6	8	23	1	0	.209	.260
*Valent, Eric.....	.288	134	520	91	150	31	9	20	106	58	110	5	3	.498	.359
*Van Ilen, Robert.....	.264	98	345	48	91	16	1	5	51	31	63	3	4	.359	.326

*Left-handed, # Switch hitter, 2 Clearwater totals, T 1999 totals

1999 MINOR LEAGUE REVIEW

CLEARWATER PHILLIES (continued)

PITCHERS	W-L	PCT	ERA	G	GS	CG	SHO	SV	IP	H	R	ER	SO
Adair, Derek	1-0	1.000	3.21	9	0	0	0	3	14.0	16	5	5	9
Antczak, Chuck	0-0	.000	0.00	1	0	0	0	0	3.0	3	2	0	0
Baile, Matt	0-0	.000	3.00	2	0	0	0	0	3.0	2	1	1	5
*Beech, Matt	0-0	.000	7.71	2	2	0	0	0	4.2	7	5	4	3
Black, Brett	3-3	.500	5.16	34	0	0	0	3	45.1	55	30	26	27
Brannan, Ryan	4-4	.500	4.89	28	13	0	0	0	77.1	86	63	42	39
Burger, Rob	1-2	.333	3.00	6	5	0	0	0	24.0	15	10	8	23
Cedeno, Blas	4-4	.500	4.21	34	0	0	0	1	57.2	63	33	27	42
Collier, Lamonte	0-0	.000	108.00	1	0	0	0	0	0.1	2	4	4	0
Cotton, Joe	5-3	.625	1.95	38	3	0	0	1	69.1	41	17	15	43
Duckworth, Brandon	11-5	.688	4.84	27	17	0	0	1	132.0	164	84	71	101
Eason, Clay	1-1	.500	4.00	18	0	0	0	0	27.0	26	18	12	31
Eaton, Adam	5-5	.500	3.91	13	13	0	0	0	69.0	81	39	30	50
Geary, Geoff	10-5	.667	3.95	24	19	2	0	0	139.0	175	77	61	77
Kawabata, Kyle	3-1	.750	1.15	33	0	0	0	7	47.0	36	11	6	37
Loewer, Carlton	0-2	.000	7.71	3	3	0	0	0	7.0	10	6	6	5
Nickle, Doug	2-4	.333	2.29	60	0	0	0	28	70.2	60	25	18	70
*Pyc, David	3-0	1.000	0.00	7	0	0	0	0	10.0	7	0	0	9
*Rose, Johnathan	0-1	.000	6.75	8	0	0	0	0	9.1	12	7	7	7
Rutherford, Mark	0-4	.000	9.20	9	9	0	0	0	46.0	64	57	47	23
Shipp, Kevin	7-4	.636	5.51	32	7	0	0	0	83.1	108	56	51	54
*Walker, Adam	9-7	.563	3.93	26	25	3	2	0	149.0	156	80	65	100
Wedel, Jeremy	0-0	.000	1.69	4	0	0	0	0	5.1	4	1	1	3
Westmoreland, Ken	8-4	.667	4.20	20	20	0	0	0	111.1	130	59	52	40

CLEARWATER PHILLIES Playoff Statistics

BATTERS.....	AVG	G	AB	R	H	2B	3B	HR	RBI	BB	SO	SB	CS	SLG	OBP
Antczak, Chuck	1.000	1	1	0	1	0	0	0	0	0	0	0	0	1.000	1.000
Casillas, Uriel286	3	7	0	2	0	0	0	0	0	2	0	1	.286	.286
Collier, Lamonte000	2	1	1	0	0	0	0	0	0	0	0	0	.000	.000
Dominique, Andy300	3	10	2	3	0	0	2	4	1	3	0	0	.900	.417
#Estrada, Johnny.....	.222	3	9	1	2	0	0	0	0	0	0	0	0	.222	.300
Kiil, Skip.....	.100	3	10	1	1	1	0	0	1	1	4	0	1	.200	.167
Michaels, Jason.....	.111	3	9	1	1	1	0	0	0	1	3	0	0	.222	.200
#Perez, Josue.....	.444	3	9	2	4	1	0	0	1	1	1	0	0	.556	.500
#Punto, Nick000	3	9	0	0	0	0	0	1	2	2	0	0	.000	.167
Salazar, Jeremy.....	.000	1	1	0	0	0	0	0	0	0	0	0	0	.000	.000
*Terrell, Jeff273	3	11	2	3	1	0	0	2	0	2	0	0	.364	.273
*Valent, Eric000	3	11	0	0	0	0	0	0	0	2	0	0	.000	.000
Van Iten, Robert.....	.500	2	2	0	1	1	0	0	0	0	0	0	0	1.000	.500
PITCHERS	W-L	PCT	ERA	G	GS	CG	SHO	SV	IP	H	R	ER	BB	SO	
Adair, Derek	0-0	.000	5.40	2	0	0	0	0	3.1	6	3	2	4	2	
Black, Brett	0-0	.000	40.50	1	0	0	0	0	0.2	3	3	3	1	0	
Burger, Rob.....	0-0	.000	4.50	1	0	0	0	0	2.0	2	1	1	1	0	
Cotton, Joe	0-0	.000	2.25	2	0	0	0	0	4.0	3	1	1	0	3	
Duckworth, Brandon	0-1	.000	1.69	1	1	0	0	0	5.1	4	3	1	2	3	
Geary, Geoff	1-0	1.000	3.00	1	1	0	0	0	6.0	6	2	2	2	0	
Nickle, Doug.....	0-0	.000	0.00	1	0	0	0	1	1.0	0	0	0	0	1	
*Rose, Johnathan	0-0	.000	0.00	2	0	0	0	0	0.1	0	0	0	1	1	
*Walker, Adam	0-1	.000	32.40	1	1	0	0	0	1.2	8	6	6	0	2	
Wedel, Jeremy.....	0-0	.000	0.00	2	0	0	0	0	1.2	0	0	0	0	1	
*Left-handed. # Switch hitter.															

*Left-handed, # Switch hitter

1999 MINOR LEAGUE REVIEW

PIEDMONT BOLL WEEVILS (69-71)

Finished fifth in South Atlantic League Central Division second half (33-36), losing a chance for a wild-card berth on the last game of the season; finished third in first half (36-35) ... 11th in team hitting (.244); 1st in ERA (3.02); led SAL in complete games (16) ... Manager: Ken Oberkell.

BATTERS	AVG	G	AB	R	H	2B	3B	HR	RBI	BB	SO	SB	CS	SLG	OBP
Acevedo, Carlos	.282	56	188	22	53	10	0	1	19	11	30	7	2	.351	.318
Avila, Rob	.222	3	9	1	2	1	0	0	0	0	4	0	0	.333	.222
Beverly, Shomari	.197	50	173	18	34	7	0	6	12	11	62	4	2	.341	.253
Bush, Brian	.233	38	129	12	30	3	0	0	7	7	32	4	5	.256	.298
*Carnes, Shayne	.268	106	396	45	106	28	0	10	55	26	78	1	1	.414	.315
Casillas, Uriel	.227	73	225	30	51	11	2	0	20	48	33	4	5	.293	.377
Cody, Ryan	.333	1	3	1	1	0	0	0	0	1	1	0	0	.333	.500
Connell, Jerry	.239	31	109	9	26	9	1	3	15	10	46	1	1	.422	.306
Duncan, Carlos	.217	73	276	41	60	15	3	11	40	19	88	15	4	.413	.283
Espy, Nate	.254	83	295	37	75	18	2	11	38	48	56	3	1	.441	.359
Fajardo, Alejandro	.243	118	444	66	108	16	6	6	43	52	91	44	10	.347	.329
Giron, Alejandro	.287	99	387	43	111	15	6	8	59	15	75	12	6	.419	.316
*Guzman, Carlos	.163	16	49	5	8	2	0	0	5	3	17	2	0	.204	.212
Hannahan, Buzz	.123	22	65	5	8	0	0	0	3	6	12	3	1	.123	.197
Ishida, Takehito	.242	10	33	2	8	1	1	0	0	1	7	0	1	.333	.265
Johnson, Jason	.264	111	447	51	118	21	5	1	31	22	61	27	11	.340	.309
#Machado, Anderson	.233	20	60	7	14	4	2	0	7	7	20	2	1	.367	.324
Padilla, Jorge	.208	44	168	13	35	10	1	3	17	5	44	0	0	.333	.247
#Polidor, Wil	.221	26	95	7	21	3	1	0	7	2	15	0	1	.274	.237
Reyes, Ambiorix	.246	78	256	30	63	7	3	0	15	11	22	14	5	.297	.293
Richardson, Juan	.167	4	12	0	2	1	0	0	2	1	5	0	0	.250	.231
Salazar, Jeremy	.252	98	345	37	87	17	0	10	36	27	90	1	0	.388	.316
Schreimann, Eric	.241	78	257	35	62	10	5	12	37	16	77	1	1	.459	.329
Valdez, Jerry	.222	39	126	11	28	5	0	2	13	11	26	0	0	.310	.286

PITCHERS	W-L	PCT	ERA	G	GS	CG	SHO	SV	IP	H	R	ER	BB	SO
Adair, Derek	2-4	.333	4.70	8	6	1	0	0	38.1	44	28	20	6	15
Bailie, Matt	0-0	.000	1.47	6	1	0	0	1	18.1	13	5	3	7	24
Baisley, Brad	10-7	.588	2.26	23	23	3	2	0	147.2	116	56	37	55	110
Eason, Clay	0-1	.000	2.18	10	0	0	0	2	20.2	13	5	5	11	33
*Espina, Rency	0-2	.000	4.63	15	0	0	0	3	35.0	35	20	18	10	31
Fenus, Justin	2-0	1.000	2.43	10	4	0	0	0	37.0	29	16	10	10	27
Hiles, Cary	3-2	.600	2.21	44	0	0	0	26	61.0	52	20	15	12	84
Keelin, Chris	1-0	1.000	3.00	4	0	0	0	0	6.0	9	6	2	3	2
*Kubes, Greg	11-12	.478	2.62	27	27	4	0	0	164.2	162	65	48	47	147
Montero, Francisco	4-3	.571	3.05	25	9	0	0	2	85.2	84	48	29	20	70
Nunez, Franklin	4-8	.333	3.39	13	13	1	0	0	77.0	69	39	29	25	88
Pilato, Chris	1-2	.333	4.50	4	4	0	0	0	22.0	20	12	11	8	15
Ramos, Fernando	3-6	.333	2.88	38	0	0	0	4	68.2	61	31	22	19	73
*Rose, Johnathan	0-5	.000	6.30	21	1	0	0	1	30.0	40	24	21	17	34
Silva, Carlos	11-8	.579	3.12	26	26	3	1	0	164.1	176	79	57	41	99
Turnbow, Derrick	12-8	.600	3.35	26	26	4	1	0	161.0	130	67	60	53	149
Wedel, Jeremy	5-3	.625	2.16	23	0	0	0	3	50.0	46	19	12	8	40

*Left-handed, # Switch hitter

1999 MINOR LEAGUE REVIEW

BATAVIA MUCKDOGS (42-34)

Won 33 of their last 49 games to finish second in New York-Penn League Pinckney Division (42-34), one game behind Mahoning Valley . . . Qualified for wild-card berth . . . Lost playoffs to Mahoning Valley, 2-0 . . . 9th in team hitting (.249); 6th in ERA (3.84) . . . Manager: Greg Legg.

BATTERS.....AVG	G	AB	R	H	2B	3B	HR	RBI	BB	SO	SB	CS	SLG	OBP
Avila, Rob148	10	27	3	4	3	0	0	2	6	6	0	.259	.343
Batson, Tom298	65	245	52	73	10	4	8	33	35	36	11	.469	.388
Beverly, Shomari243	65	267	35	65	13	7	3	34	16	75	19	.378	.290
Byrd, Marlon296	65	243	40	72	7	6	13	50	28	70	8	.535	.376
Cody, Ryan111	3	9	1	1	1	0	0	0	1	4	0	.222	.200
Collazo, Julio250	5	16	0	4	0	0	0	2	2	6	1	.250	.333
Deitrick, Jeremy265	26	83	16	22	10	0	2	13	5	21	0	.458	.319
Duarte, Justin250	45	140	15	35	8	0	1	20	8	36	0	.329	.301
*Eberly, Rod205	50	171	17	35	5	0	2	18	15	26	0	.269	.269
*Hitchcox, Brian223	54	166	22	37	5	1	2	18	19	14	7	.301	.327
McArthur, Kennon194	31	103	13	20	10	0	2	4	5	31	0	.350	.259
Merhoff, Aaron137	16	51	3	7	2	1	0	6	6	16	0	.216	.228
Muthig, Dean262	31	107	16	28	7	2	1	18	4	28	1	.393	.281
Norrell, Troy250	28	100	16	25	7	2	6	21	8	45	1	.540	.312
#O'Neill, Daniel189	34	106	11	20	2	0	1	8	14	27	7	.236	.289
Padilla, Jorge252	65	238	28	60	10	1	3	30	22	79	2	.340	.331
Reyes, Ambiorix234	25	77	4	18	1	0	0	5	3	7	6	.247	.263
Richardson, Juan125	7	24	1	3	0	0	1	2	2	8	0	.250	.222
Rojas, Alex284	45	176	38	50	6	3	0	16	15	37	39	.352	.351
Schley, Joe197	36	71	15	14	3	1	1	7	16	24	8	.310	.352
*Sitzman, Jay296	49	169	33	50	75	5	2	22	9	37	15	.420	.328

PITCHERS.....W-L	PCT	ERA	G	GS	CG	SHO	SV	IP	H	R	ER	BB	SO
Alston, Travis	1 - 0	1.000	4.22	15	3	0	0	32.0	35	19	15	17	29
Baillie, Matt	2 - 2	.500	4.15	10	0	0	0	3	17.1	15	8	4	23
Brookman, Ryan	1 - 0	1.000	0.46	14	0	0	0	1	19.2	17	5	1	13
*Brooks, Frank	7 - 3	.700	2.91	16	12	1	1	0	77.1	64	26	25	33
Dagley, Corey	5 - 5	.500	4.27	15	12	0	0	0	65.1	77	35	31	44
*Espina, Rendy	0 - 1	.000	36.00	1	0	0	0	0	1.0	5	4	4	1
Fry, Justin	4 - 0	1.000	1.35	25	0	0	0	6	33.1	18	5	5	10
Keelin, Chris	1 - 0	1.000	5.06	14	0	0	0	0	21.1	19	18	12	16
Lawson, Jarrod	0 - 4	.000	8.31	4	4	0	0	0	17.1	27	19	16	12
Madson, Ryan	5 - 5	.500	4.72	15	15	0	0	0	87.2	80	51	46	43
*Outlaw, Mark	1 - 1	.500	1.62	23	0	0	0	4	33.1	26	10	6	9
Pautz, Brad	8 - 4	.667	4.06	13	13	2	2	0	77.2	77	37	35	30
Pilato, Chris	0 - 0	.000	4.50	11	0	0	0	0	14.0	15	8	7	9
Serrano, Elio	0 - 4	.000	4.12	19	3	0	0	1	39.1	38	22	18	20
Smith, Chad	0 - 0	.000	10.80	3	0	0	0	0	5.0	9	8	6	1
Tucker, Brad	0 - 1	.000	3.81	17	1	0	0	0	26.0	24	15	11	11
Wilson, Mike	5 - 3	.625	3.64	13	13	1	0	0	84.0	66	42	34	29
Zipser, Mike	2 - 1	.667	2.76	9	0	0	0	0	16.1	17	9	5	6

BATAVIA MUCKDOGS Playoff Statistics

BATTERS	AVG	G	AB	R	H	2B	3B	HR	RBI	BB	SO	SB	CS	SLG	OBP
Batson, Tom125	2	8	1	1	0	0	0	0	0	2	0	0	.125	.222
Beverly, Shomari375	2	8	0	3	0	0	0	1	0	0	0	1	.375	.375
Byrd, Marlon625	2	8	3	5	0	0	0	1	1	1	1	0	.625	.667
Collazo, Julio000	2	5	0	0	0	0	0	0	0	1	0	0	.000	.000
Duarte, Justin125	2	8	0	1	0	0	0	0	1	4	0	0	.125	.222
*Hitchcox, Brian286	2	7	1	2	0	0	0	0	0	1	0	0	.286	.375
Norrell, Troy000	2	6	0	0	0	0	0	0	1	3	0	0	.000	.250
Padilla, Jorge250	2	8	1	2	0	1	0	2	1	2	0	0	.500	.333
Richardson, Juan000	1	1	0	0	0	0	0	0	0	1	0	0	.000	.000
*Sitzman, Jay222	2	9	1	2	0	0	0	1	0	3	0	0	.222	.222

*Left-handed, # Switch hitter

1999 MINOR LEAGUE REVIEW

BATAVIA MUCKDOGS Playoff Statistics (continued)

PITCHERS.....	W-L	PCT	ERA	G	GS	CG	SHO	SV	IP	H	R	ER	BB	SO
Brookman, Ryan.....	0-0	.000	0.00	1	0	0	0	0	2.0	1	0	0	0	2
Fry, Justin.....	0-0	.000	0.00	1	0	0	0	0	1.0	0	0	0	0	2
Madson, Ryan.....	0-1	.000	6.75	1	1	0	0	0	4.0	4	5	3	4	2
*Outlaw, Mark.....	0-1	.000	18.00	1	0	0	0	0	1.0	2	2	2	1	2
Pautz, Brad.....	0-0	.000	9.00	1	1	0	0	0	6.0	8	6	6	0	3
Serrano, Elio.....	0-0	.000	9.00	1	0	0	0	0	1.0	2	1	1	1	1
Smith, Chad.....	0-0	.000	0.00	1	0	0	0	0	1.0	1	0	0	0	0
Zipser, Mike.....	0-0	.000	9.00	1	0	0	0	0	1.0	2	1	1	0	2

GULF COAST LEAGUE PHILLIES (26-34)

Finished fourth in Northern Division (26-34) ... 7th in team hitting (.248); 14th in ERA (4.85) ... Manager: Ramon Aviles.

BATTERS.....	AVG	G	AB	R	H	2B	3B	HR	RBI	BB	SO	SB	CS	SLG	OBP
Avila, Rob.....	.328	16	58	6	19	3	0	2	5	4	10	2	0	.483	.391
Bishop, Bennie.....	.232	28	82	9	19	4	1	0	9	7	23	4	1	.305	.289
*Bradley, Wade.....	.000	2	5	0	0	0	0	0	0	0	3	0	0	.000	.000
Collazo, Julio.....	.256	52	176	34	45	3	0	0	7	33	36	25	1	.273	.391
Deitrick, Jeremy.....	.353	5	17	3	6	2	1	0	3	0	2	0	1	.588	.353
Delgado, Dario.....	.324	19	71	12	23	3	1	2	17	5	16	1	2	.479	.380
Driggers, Richard.....	.229	17	48	6	11	2	0	0	3	1	11	1	0	.271	.245
Eagle, Todd.....	.128	14	39	1	5	1	0	0	3	1	5	1	0	.154	.171
*Eberly, Rodney.....	.192	7	26	4	5	1	0	0	3	4	5	1	0	.231	.300
Ishida, Takehito.....	.318	27	85	8	27	11	0	1	14	9	11	1	1	.482	.385
Jewson, Benjamin.....	.238	31	101	5	24	3	0	0	11	9	32	1	0	.267	.313
#Machado, Anderson.....	.259	43	143	26	37	6	3	2	12	15	38	6	3	.385	.335
Merhoff, Aaron.....	.321	22	78	10	25	6	2	1	12	10	15	2	1	.487	.389
O'Neill, Daniel.....	.333	10	27	6	9	3	1	0	4	10	7	2	0	.519	.526
Prince, Tom.....	.238	7	21	3	5	3	0	0	3	4	0	0	0	.381	.385
*Rauls, Ian.....	.303	51	175	31	53	8	0	0	17	34	32	27	8	.349	.433
Richardson, Juan.....	.226	46	164	27	37	14	0	5	23	11	46	7	5	.402	.290
Rivera, Erick.....	.150	31	100	8	15	4	0	2	10	4	32	0	2	.250	.187
Rodeheaver, Roger.....	.236	40	123	14	29	7	1	1	14	16	36	4	1	.333	.349
Serrano, Elio.....	.200	2	5	2	1	0	0	0	1	3	1	0	0	.200	.444
#Serrano, Hector.....	.115	10	26	0	3	0	0	0	1	4	14	0	0	.115	.258
*Tosca, Dan.....	.236	50	157	19	37	8	0	4	22	22	38	3	1	.363	.332
#Van Vark, Wade.....	.208	34	106	6	22	1	0	0	6	12	26	4	2	.217	.298
Wigand, Tom.....	.148	15	27	8	4	0	0	0	2	10	11	2	3	.148	.400

PITCHERS.....	W-L	PCT	ERA	G	GS	CG	SHO	SV	IP	H	R	ER	BB	SO
Ascencio, Miguel.....	1-4	.200	5.97	9	5	0	0	0	28.2	35	24	19	16	14
*Brito, Eude.....	0-1	.000	5.02	12	3	0	0	0	28.2	39	22	16	19	23
Burger, Rob.....	1-1	.500	2.78	9	2	0	0	0	22.2	19	8	7	15	31
*Carey, Ben.....	2-2	.500	3.66	17	4	0	0	0	39.1	40	20	16	15	35
*Espina, Rendy.....	1-0	1.000	0.00	2	0	0	0	1	1.0	1	0	0	0	1
Herrera, Carlos.....	0-3	.000	4.37	12	5	0	0	0	45.1	46	30	22	25	40
Jimenez, Ronal.....	6-2	.750	3.51	20	0	0	0	4	33.1	29	13	13	16	30
Legette, Richard.....	2-1	.667	7.26	12	6	0	0	0	31.0	34	26	25	23	23
Loewer, Carlton.....	0-0	.000	0.00	1	1	0	0	0	2.0	2	0	0	0	2
McGinnis, Ronald.....	0-0	.000	22.50	4	0	0	0	0	4.0	9	10	10	8	2
Myers, Brett.....	2-1	.667	2.33	7	5	0	0	0	27.0	17	8	7	7	30
Perez, Franklin.....	3-4	.429	6.31	12	7	0	0	0	41.1	44	36	29	27	35
Rivera, Erick.....	0-0	.000	27.00	1	0	0	0	0	1.0	3	3	3	2	0
Rodriguez, Alejandro.....	1-1	.500	2.63	5	5	0	0	0	24.0	24	9	7	8	22
*Rose, Johnathan.....	2-1	.667	2.50	5	2	0	0	0	18.0	15	5	5	7	17
Silverio, Carlos.....	1-0	1.000	5.59	5	1	0	0	0	9.2	12	6	6	5	8
Smith, Chad.....	3-5	.375	2.88	22	2	0	0	8	34.1	29	19	11	9	31
*Staples, Dave.....	0-3	.000	7.12	15	2	0	0	0	36.2	45	31	29	13	38
Tejeda, Robinson.....	1-3	.250	4.27	12	9	0	0	0	46.1	47	27	22	27	39
Thrasher, Jesse.....	0-1	.000	15.12	5	1	0	0	0	8.1	15	16	14	15	6
Zipser, Mike.....	0-1	.000	4.00	6	0	0	0	0	9.0	11	5	4	5	11

*Left-handed. # Switch hitter

1999 MINOR LEAGUE REVIEW

DOMINICAN SUMMER LEAGUE (40-27-1)

La Vega Phillies won the Cibao Division (40-27-1) and defeated the Devil Rays and Mets in the playoffs to win the championship . . . Manager: Alex Taveras.

BATTERS.....	AVG	G	AB	R	H	2B	3B	HR	RBI	BB	SO	SB	E
Arias, Edison.....	.176	47	125	18	22	3	2	0	12	13	17	9	13
#Cuevas, Orlando226	35	106	18	24	3	1	0	12	19	12	8	7
Delagado, Dario387	19	75	22	29	7	0	1	15	10	14	4	7
Delarosa, Frank.....	.347	44	167	31	58	12	7	3	44	14	16	4	7
Estrella, Edwin158	13	38	6	6	0	0	0	4	6	15	1	0
Fermin, Jose321	65	237	44	76	13	1	1	33	23	35	14	9
Galvez, Wilson265	22	49	7	13	3	0	0	4	3	13	0	4
Jhonson, Yoan.....	.226	54	186	40	42	12	4	2	38	31	56	22	5
Lantigua, Hector.....	.294	59	204	36	60	13	3	4	34	18	12	6	20
Mata, Ambioris221	48	145	22	32	9	0	2	22	11	35	4	4
Mateo, Samuel207	36	92	11	19	1	2	1	10	9	22	3	11
#Mota, Francisco.....	.264	34	72	11	19	2	1	0	8	4	28	7	0
Ortega, Gregorio286	29	112	26	32	6	0	3	11	12	13	7	3
Peralta, Ariel.....	.105	15	38	3	4	0	1	0	1	2	10	1	2
Perdomo, Carlos.....	.180	20	50	4	9	3	0	0	2	7	9	1	2
Rodriguez, George....	.000	24	0	0	0	0	0	0	0	1	0	0	1
Ruiz, Carlos.....	.305	60	226	39	69	15	5	4	35	9	11	3	31
#Salas, Obed.....	.311	34	135	30	42	6	1	2	23	15	26	26	8
Soto, Claudio.....	.313	62	240	59	75	16	4	4	36	36	40	37	7

PITCHERS.....	W-L	ERA	G	GS	CG	SHO	SV	IP	H	R	ER	HR	BB	SO
Alejo, Robert.....	2-0	3.14	10	0	0	0	0	14.1	13	7	5	1	3	9
Arias, Francisco.....	3-3	4.63	17	10	0	0	0	70.0	74	45	36	5	5	48
Arias, Omar.....	5-2	3.24	21	0	0	0	2	41.2	49	20	15	4	4	27
Astacio, Ezequiel.....	5-2	2.67	12	12	0	0	0	64.0	50	24	19	4	11	42
*Bido, Franklin.....	4-0	4.03	13	7	0	0	1	44.2	42	22	20	2	0	23
*Carvajal, Pedro.....	0-4	4.24	13	7	0	0	0	40.1	39	29	19	3	0	45
Franco, Martire.....	3-0	1.50	23	0	0	0	5	24.0	18	7	4	2	3	31
Gonzalez, Carlos.....	0-0	2.45	1	0	0	0	0	3.2	4	2	1	0	0	6
Matel, Natanuel.....	0-0	3.48	6	1	0	0	0	10.1	13	12	4	1	3	7
Medina, Cecillo.....	4-1	2.41	15	2	0	0	0	41.0	33	16	11	1	1	26
Ramirez, Elizardo.....	1-0	6.75	12	1	0	0	1	20.0	26	17	15	1	4	9
Rodriguez, George.....	3-2	1.10	24	0	0	0	7	41.0	15	11	5	0	4	32
Sanchez, Emilio.....	3-1	3.08	7	7	1	0	0	38.0	25	15	13	3	2	28
Santana, Rafael.....	6-2	2.99	12	12	0	0	0	69.1	61	32	23	8	6	71
Serracin, Roger.....	4-2	3.22	16	3	1	1	3	36.1	31	13	13	1	1	31
Silverio, Carlos.....	4-1	1.85	6	6	2	2	0	34.0	25	13	7	0	0	26
Washington, Edward.....	0-0	27.50	2	0	0	0	0	0.2	1	3	2	0	0	0

VENEZUELA SUMMER LEAGUE (33-26)

La Victoria Phillies, a co-op team with Milwaukee and San Francisco, finished second (33-26), one game shy of the playoffs.

BATTERS.....	AVG	G	AB	R	H	2B	3B	HR	RBI	BB	SO	SB	CS	SLG	E
Alvarez, José.....	.220	22	50	6	11	2	0	0	4	3	8	0	0	.260	1
Brito, Henry.....	.236	50	174	20	41	3	1	1	17	12	35	7	3	.282	7
Durán, Deudis.....	.230	49	148	24	34	3	1	7	28	23	26	8	4	.405	10
Herrera, Ronald.....	.235	28	81	7	19	7	0	0	5	4	15	0	0	.321	4
Morales, Enio.....	.270	48	174	22	47	9	1	1	20	6	15	7	0	.351	9
Rivero, Luis.....	.262	33	107	25	28	8	1	1	12	12	27	3	1	.383	3

PITCHERS.....	W-L	ERA	G	GS	CG	SHO	SV	IP	R	ER	HR	BB	SO
Abache, Andrius.....	5-2	1.61	14	9	1	0	0	61.1	19	11	3	23	61
Hernández, Yoél.....	2-2	3.32	14	11	0	0	1	59.2	27	22	3	29	57
*Oberto, Orlando.....	4-1	3.63	23	0	0	0	4	39.2	16	16	5	21	44
Butto, Francisco.....	5-2	4.37	15	4	0	0	1	47.1	24	23	1	32	43
Wool, Will.....	0-0	7.50	10	1	0	0	0	12.0	10	10	1	19	11

*Left-handed, # Switch hitter

1999 MINOR LEAGUE REVIEW

PITCHERS AND PLAYERS OF THE MONTH

April	LHP	Anthony Shumaker	OF	Eric Valent
May	LHP	Greg Kubes	OF	Skip Kiil
June	RHP	Brad Baisley	1B	Pat Burrell
July	LHP	Frank Brooks	OF	Marlon Byrd
August	RHP	Cliff Politte	OF	Eric Valent

MINOR LEAGUE ALL-STARS

Scranton/Wilkes-Barre, International League
OF Jon Zuber

Reading, Eastern League
1B Pat Burrell

Clearwater, Florida State League
In-season: OF Skip Kiil, OF Rusty McNamara, RHP Kyle Kawabata, RHP Brandon Duckworth
Post-Season: OF Eric Valent

Piedmont, South Atlantic League
RHP Cary Hiles, RHP Carlos Silva, LHP Greg Kubes, OF Jason Johnson

Batavia, New York-Penn League
LHP Frank Brooks, LHP Mark Outlaw, OF Marlon Byrd



THE MINOR LEAGUE PLAYERS

ABACHE, ANDRIUS JOSE...RHP...HT: 6-0; WT: 176...B-T: R-R...BORN: April 19, 1981, El Tigre, VZ...RESIDES: El Tigre, VZ...EDUCATION: Unidad Educativa Guanipa HS...OBTAINED: Signed as an amateur free agent 4/30/99...1999: Made pro debut with La Victoria Phillies in the Venezuelan Summer League.

YEAR	CLUB	W-L	ERA	G	GS	CG	SHO	SV	IP	H	R	ER	HR	HB	BB	SO	WP	BK
1999	Phillies, VSL	5-2	1.61	14	9	1	0	0	61.1	—	11	9	3	6	23	61	3	0

ABREU, NIELSEN RAMON...INF...HT: 5-11; WT: 160...B-T: R-R...BORN: April 1, 1981, Maracay, VZ...RESIDES: Aragua, VZ...EDUCATION: Creacion Sorocalma HS...MISC: Younger brother of Phillies outfielder Bobby Abreu...OBTAINED: Signed as an amateur free agent 9/24/99 for the 2000 season...1999: Made pro debut in Florida Instructional League.

ACEVEDO, CARLOS FERMIN...OF...HT: 6-0; WT: 167...B-T: R-R...BORN: January 31, 1981, Santo Domingo, DR...RESIDES: Santo Domingo...EDUCATION: 1996 graduate Nuestra Senora Del Socorro HS...OBTAINED: Signed as an amateur free agent 9/24/97...1998: Made pro debut at Martinsville (R)...5 hits, 6 at bats vs Danville 8/23...3rd in Appalachian League in at bats...Led AppyL outfielders in total chances (138), putouts (124)...Youngest Phillies player in Florida Instructional League...1999: Began season in extended spring training...Promoted to Clearwater 6/2...Outrighted to Piedmont 6/19.

YEAR	CLUB	AVG	G	AB	R	H	2B	3B	HR	RBI	SH	SF	HP	BB	SO	SB	CS	E
1998	Martinsville	.237	64	249	31	59	11	3	1	25	0	0	1	12	32	6	6	9
1999	Clearwater	.286	12	42	4	12	2	1	0	6	0	0	0	3	7	2	1	3
	Piedmont	.282	56	186	22	53	10	0	1	19	0	2	0	11	30	7	2	7

ADAIR, DEREK WILLIAM...RHP...HT: 6-4; WT: 190...B-T: R-R...BORN: August 25, 1975, Albertson, NY...RESIDES: Albertson...EDUCATION: 1994 graduate Mineola HS (Garden City, NY); attended St. John's U...MISC: Played Little League, Connie Mack ball...OBTAINED: Phillies 7th round pick in June, 1997 draft...High School: 8-0, 0.13 ERA as a junior; 8-1, 1.13 ERA as a senior...1997: Led St. John's staff with 9-2 record; 2nd with 2.32 ERA...16-10 college career with 18 CG in 33 GS...Made pro debut at Batavia (A)...4th in New York-Penn League in ERA; 1st in BB/9 IP ratio, 0.48...Tied with teammate Joe Cotton for most wins, Phillies short-season pitcher (7)...1-0, 2.57 ERA in playoffs...NYPL All-Star...1998: Threw 2-hitter 5/8 vs Tampa, 5-0 W...DL 6/12-7/4; 7/20-rest of season (strained right shoulder)...Surgery 8/20 (right shoulder impingement)...1999: Began season on rehab...Reinstated from DL 6/13, assigned to Piedmont (A)...Pitched 6.1 innings in first post-operation start (6/19)...Pitched a complete game 3-hitter for first post-op win 7/2...Promoted to Clearwater (A) 8/8.

YEAR	CLUB	W-L	ERA	G	GS	CG	SHO	SV	IP	H	R	ER	HR	HB	BB	SO	WP	BK
1997	Batavia	7-3	2.11	13	12	1	0	0	76.2	71	29	18	4	2	4	53	0	0
1998	Clearwater	7-3	5.12	14	13	1	1	0	77.1	81	47	44	9	1	10	55	4	1
1999	Piedmont	2-4	4.70	8	6	1	0	0	38.1	44	28	20	4	0	6	15	2	2
	Clearwater	1-0	3.21	9	0	0	0	0	14.0	16	5	5	0	0	1	9	0	0

ALMANZAR, RICHARD MANUEL...SS...HT: 5-10; WT: 155...B-T: R-R...BORN: April 3, 1976, San Francisco de Macoris, DR...RESIDES: San Francisco de Macoris...EDUCATION: Attended Colegio San Vincente...OBTAINED: Originally signed as a non-drafted free agent by Detroit...signed with the Phillies as a minor league free agent 1/7/00...1993: Made pro debut in Dominican Summer League...1994: Set DSL record with 105 stolen bases in 65 games...1995: Played at Lakeland (A)...Sent to Fayetteville (A)...1996: Named to Baseball America's Class-A all-star team...Publication also named him the best defensive second baseman and baserunner in the Florida State League...1997: Selected by Baseball America as the best defensive second baseman in the Southern League...1998: Selected from San Diego in the minor league Rule 5 draft 12/14...1999: Played at West Tennessee (AA) and Iowa (AAA).

YEAR	CLUB	AVG	G	AB	R	H	2B	3B	HR	RBI	SH	SF	HP	BB	SO	SB	CS	E
1993	Tigers, DSL	.311	62	222	46	69	9	1	1	30	1	2	2	32	12	42	14	—
1994	Tigers, DSL	.319	65	238	72	76	10	3	1	37	0	2	10	59	14	#105	31	—
1995	Fayetteville	.247	80	308	47	76	12	1	0	16	9	0	7	29	32	39	15	12
	Lakeland	.307	42	140	29	43	9	0	1	14	5	0	4	18	20	11	9	5
1996	Lakeland	.306	124	471	81	144	22	2	1	36	12	3	8	49	49	53	19	19
1997	Jacksonville	.243	103	387	55	94	20	2	5	35	11	0	3	37	43	20	6	17
1998	Toledo	.209	104	306	36	64	16	1	1	16	4	2	3	28	30	11	7	17
1999	West Tenn.	.305	42	151	27	46	7	0	2	16	2	0	1	18	19	13	7	6
	Iowa	.215	33	93	13	20	2	3	1	4	2	0	0	6	7	6	1	3

#Tied for League Lead

ALSTON, ROBERT TRAVIS (TRAVIS)...RHP...HT: 6-2; WT: 195...B-T: R-R...BORN: July 24, 1976, Orlando, FL...RESIDES: Birmingham, AL...EDUCATION: 1994 graduate Winter Park HS; 1999 graduate Samford U (business management)...MISC: Played Little League ball...OBTAINED: Signed as an amateur free agent 6/3/99...1999: Made pro debut at Batavia (A).

YEAR	CLUB	W-L	ERA	G	GS	CG	SHO	SV	IP	H	R	ER	HR	HB	BB	SO	WP	BK
1999	Batavia	1-0	4.22	15	3	0	0	32.0	35	19	19	15	1	1	17	29	6	0

ALVAREZ, CLEMENTE RAFAEL...C..HT: 5-11; WT: 180...B-T: R-R...BORN: May 18, 1968, Anzoategui, VZ...RESIDES: Anzoategui...OBTAINED: Signed as a minor league free agent 3/19/99; originally signed as a non-drafted free agent 10/18/86 by the White Sox...1994: Granted free agency 10/17...1995: Signed by Expos 3/11...Granted free agency 10/16...1996: Out of baseball...1997: Once again signed with White Sox 4/18...Granted free agency 10/17...1998: Spent the year out of baseball...1999: Made Phillies debut at Scranton/Wilkes Barre (AAA)...Sent to Reading (AA) 5/10...Placed on DL 5/21 (sprained right thumb)...Reinstated from DL 6/7...Had 2-HR game 7/16 vs Altoona...Promoted back to SWB 7/21...sent to Reading 7/27.

YEAR	CLUB	AVG	G	AB	R	H	2B	3B	HR	RBI	SH	SF	HP	BB	SO	SB	CS	E
1987	White Sox, GCL	.182	25	55	8	10	1	0	0	4	0	0	0	7	8	1	1	2
1988	South Bend	.073	15	41	0	3	0	0	0	1	0	0	0	3	19	0	0	0
	Ulica	.235	53	132	15	31	5	1	0	14	4	1	2	11	36	5	2	3
1989	South Bend	.222	86	230	22	51	15	0	0	22	9	1	0	16	59	4	1	8
1990	Sarasota	.160	37	119	9	19	4	1	1	9	2	0	0	8	24	0	0	5
	South Bend	.236	48	127	14	30	5	0	2	12	5	2	1	20	38	2	1	4
1991	Sarasota	.206	71	194	14	40	10	2	1	22	7	1	4	20	41	3	2	5
1992	Birmingham	.142	57	169	7	24	8	0	1	10	3	0	2	10	52	1	1	0
1993	Birmingham	.225	35	111	8	25	4	0	1	8	1	1	1	11	28	0	4	6
	White Sox, GCL	.000	2	5	0	0	0	0	0	0	0	0	0	1	2	0	1	0
	Nashville	.207	11	29	1	6	0	0	0	2	2	0	0	1	4	0	0	0
1994	Nashville	.215	87	223	18	48	8	1	3	14	12	2	2	17	48	0	2	1
1995	Ottawa	.231	50	143	15	33	7	0	4	20	3	0	2	10	34	0	0	4
1986	Did Not Play																	
1997	Winston-Salem	.250	2	4	0	1	0	0	0	1	0	0	1	0	2	0	0	1
	Birmingham	.202	79	242	29	49	10	1	3	23	3	1	5	27	49	0	0	1
1998	Did Not Play																	
1999	Reading	.176	48	142	12	25	5	1	2	12	5	1	0	11	38	1	1	3
	Scranton	.250	9	28	4	7	4	0	0	6	0	0	0	3	9	0	0	0

ALVAREZ, JOSE...C..HT: 5-11; WT: 172...B-T: R-R...BORN: September 26, 1982, Caracas, VZ...RESIDES: Caraballeda, VZ...EDUCATION: Liceo Aranda HS...OBTAINED: Signed as an amateur free agent 4/21/99...1999: Made pro debut with La Victoria Phillies in the Venezuelan Summer League.

YEAR	CLUB	AVG	G	AB	R	H	2B	3B	HR	RBI	SH	SF	HP	BB	SO	SB	CS	E
1999	Phillies, VSL	.220	22	50	6	11	2	0	0	4	—	—	—	3	8	0	0	—

ARIAS, OMAR EUCLIDES...RHP...HT: 6-2; WT: 167...B-T: R-R...BORN: September 7, 1980, Sabana Grande Palenque, DR...RESIDES: San Cristobal, DR...OBTAINED: Signed as an amateur free agent 10/16/97.

YEAR	CLUB	W-L	ERA	G	GS	CG	SHO	SV	IP	H	R	ER	HR	HB	BB	SO	WP	BK
1998	Phillies, DSL	4-3	3.92	13	12	2	0	0	57.1	66	29	25	2	1	15	41	4	0
1999	Phillies, DSL	5-2	3.24	21	0	0	0	2	41.2	49	20	15	4	4	4	27	1	0

ASCENCIO, MIGUEL DEPAULA...RHP...HT: 6-2; WT: 160...B-T: R-R...BORN: September 29, 1980, Villa Mella, DR...RESIDES: La Victoria, DR...EDUCATION: Liceo Tiro Al Blanco HS...OBTAINED: Signed as an amateur free agent 3/2/98...1998: Made pro debut with La Vega Phillies...1999: Played with Gulf Coast Phillies (R).

YEAR	CLUB	W-L	ERA	G	GS	CG	SHO	SV	IP	H	R	ER	HR	HB	BB	SO	WP	BK
1998	Phillies, DSL	0-2	6.55	11	4	0	0	0	22.0	39	29	16	—	—	12	7	—	—
1999	Phillies, GCL	1-4	5.97	9	5	0	0	0	28.2	35	24	19	1	2	16	14	1	0

ASTACIO, F. EZEQUIEL...RHP...HT: 6-3; WT: 156...B-T: R-R...BORN: November 4, 1980, Hato Mayor, DR...RESIDES: Hato Mayor...EDUCATION: Liceo Vespertino Yerba Buena HS...OBTAINED: Signed as an amateur free agent 2/2/98...1998: Made pro debut with La Vega Phillies in the Dominican Summer League...1999: Played with La Vega.

YEAR	CLUB	W-L	ERA	G	GS	CG	SHO	SV	IP	H	R	ER	HR	HB	BB	SO	WP	BK
1998	Phillies, DSL	0-3	7.71	15	4	0	0	0	21.0	26	29	18	—	—	22	16	—	—
1999	Phillies, DSL	5-2	2.67	12	12	0	0	0	64.0	50	24	19	4	11	11	42	4	1

AVILA, ROBERT...C...HT: 5-11; WT: 200...B-T: R-R...BORN: September 4, 1978, Eureka, CA...RESIDES: Fresno, CA...EDUCATION: 1996 graduate Hoover High School (Fresno); attended Fresno City College; attended The Master's College (Santa Clarita, CA)...MISC: Played Little League. Babe Ruth, Connie Mack, and American Legion ball...HOBBIES: Fishing, volleyball, body surfing...OBTAINED: Phillies 18th round pick in June, 1999 draft...COLLEGE: Named NAIA All-American while at Master's...1999: Made pro debut at Batavia (A) 6/16...Sent to Gulf Coast (R) 7/1...Collected 4 hits 8/13 vs Gulf Coast Yankees...Sent back to Batavia 8/15...Promoted to Piedmont 8/20.

YEAR	CLUB	AVG	G	AB	R	H	2B	3B	HR	RBI	SH	SF	HP	BB	SO	SB	CS	E
1999	Batavia	.148	10	27	3	4	3	0	0	2	0	0	2	6	6	0	0	3
	Phillies, GCL	.328	16	58	6	19	3	0	2	5	0	0	2	4	10	2	0	0
	Piedmont	.222	3	9	1	2	1	0	0	0	0	0	0	0	4	0	0	1

BAILIE, MATTHEW DAVID (Matt)...RHP...HT: 5-10; WT: 195...B-T: R-R...BORN: October 1, 1975, Portland, OR...RESIDES: Aloha, OR...EDUCATION: 1994 graduate Hillsboro HS (Hillsboro, OR); attended Oregon State U...MISC: Played Little League, American Legion, Semi-pro (Aloha Knights) ball...HOBBIES: Collecting sports cards, playing basketball...OBTAINED: Phillies 22nd round pick in June, 1998 draft; previously drafted by Kansas City, 61st, 1994...College Career: P-1B-2B at Oregon State; four-year letterman...1998: Senior...315, 9 HR, 51 RBI; 3-0, 3 SV, 0.59 ERA, 10 games...On 4/21 at Portland, doubled and scored winning run in top of 10th, pitched perfect inning in bottom of 10th for the save; career: 275, 25 HR, 144 RBI (OSU record); 3-0, 0.98 ERA...Began pro career at Martinsville (R)...Tied 3rd in Appalachian League in saves (9)...Tied 2nd in ApplY in Rolands Relief Man Award with 31 points...Promoted to Piedmont (A) 8/26...1999: Began season in extended spring training...Promoted to Clearwater 5/13...Sent back to ext. spring 5/24...Began New York-Penn league season with Batavia...Sent to Piedmont 8/8...Promoted to Reading (A) 9/3...Started and earned the win in his Eastern League debut, 9/4 vs Harrisburg.

YEAR	CLUB	W-L	ERA	G	GS	CG	SHO	SV	IP	H	R	ER	HR	HB	BB	SO	WP	BK
1998	Martinsville	4-2	2.84	24	0	0	0	9	31.2	33	13	10	2	2	6	36	1	2
	Piedmont	0-0	0.00	2	0	0	0	0	2.1	3	0	0	0	0	3	2	0	0
1999	Clearwater	0-0	3.00	2	0	0	0	0	3.0	2	1	1	0	0	3	5	0	0
	Batavia	2-2	4.15	10	0	0	0	3	17.1	15	8	8	1	2	4	23	4	0
	Piedmont	0-0	1.47	6	1	0	0	1	18.1	13	5	3	0	0	7	24	1	0
	Reading	1-0	0.00	1	1	0	0	0	6.0	3	0	0	0	0	1	6	0	0

BAILEY, BRAD MICHAEL...RHP...HT: 6-9; WT: 205...B-T: R-R...BORN: August 24, 1979, Dade City, FL...RESIDES: Tampa, FL...EDUCATION: 1998 graduate Land O'Lakes HS (Tampa)...MISC: Played Little League, American Legion ball...HOBBIES: Beach, music...OBTAINED: Phillies 2nd round pick in June, 1998 draft...1998: Turned down baseball-basketball scholarship at University of South Florida (Tampa) to sign pro ball; contract included a college scholarship...Made pro debut at Martinsville (R)...Florida Instructional League...1999: Recorded 7 consecutive wins from 5/16-7/16...Struck out 11 in 7.1 innings 7/16 vs Columbia...Threw complete game no-hitter 8/12 vs Hagerstown, won 3-0 walked 4 and struck out 12...Led all Phillies pitchers in ERA...Ranked 5th among all minor league pitchers in ERA...Finished 3rd in South Atlantic League in ERA and was tied for 2nd in shutouts...Shut down 8/17 through end of the season with elbow and shoulder inflammation...Named 5th-best prospect in the SAL by *Baseball America*...Named Phillies Organizational Pitcher of the Week on 3 occasions...Named Phillies Organizational Player of the Month for June (3-0, 0.75, 9 BB, 23 K)...Opponents hit .220 vs him...Pitched 6 innings or more in 17 of his 23 starts...Did not allow 10 hits or more in a game all season...Named Phillies 2nd-best prospect by *Baseball America*...FIL for second year.

YEAR	CLUB	W-L	ERA	G	GS	CG	SHO	SV	IP	H	R	ER	HR	HB	BB	SO	WP	BK
1998	Martinsville	3-2	3.58	7	7	0	0	0	27.2	27	12	11	2	2	4	14	2	0
1999	Piedmont	10-7	2.26	23	23	3	2	0	147.2	116	56	37	5	14	55	110	6	2

BARNETTE, JASON EDWARD...OF...HT: 6-2; WT: 180...B-T: L-L...BORN: October 19, 1976, Tuscaloosa, AL...RESIDES: Hoover, AL...EDUCATION: 1995 graduate of McCadry HS; attended Central Alabama and Samford Colleges...OBTAINED: Signed as an amateur free agent 7/19/99 for the 2000 season.

BATISTA, ANTONIO...RHP...HT: 6-4; WT: 180...B-T: R-R...BORN: June 13, 1982, Cristobal, Barahona, DR...RESIDES: Higuey, DR...OBTAINED: Signed as an amateur free agent 8/12/99 for the 2000 season.

BATSON, THOMAS REED (Tom)...3B...HT: 5-11; WT: 180...B-T: R-R...BORN: February 9, 1977, Houston, TX...RESIDES: Alvin, TX...EDUCATION: 1995 graduate of Alvin High School; attended Wharton (TX) JC; attended Northwestern State U...MISC: Played Little League and Connie Mack ball...HOBBIES: Fishing, golf, hunting...OBTAINED: Phillies 28th round pick in June, 1999 draft...1999: Made pro debut in Batavia (A) on 6/19...Named Phillies Organizational Player of the Week 7/12-18...Led Muckdogs in batting average, hits, runs and walks...Collected 4 hits 7/15 vs Williamsport...Scored 4 runs 7/21 vs Williamsport...Tallied 21 multiple-hit games.

YEAR	CLUB	AVG	G	AB	R	H	2B	3B	HR	RBI	SH	SF	HP	BB	SO	SB	CS	E
1999	Batavia	.288	65	245	52	73	10	4	8	33	2	3	3	35	36	11	5	11

BEECH, MATTHEW LUCAS (Matt)...LHP...HT: 6-2; WT: 195...B-T: L-L...BORN: January 20, 1972, Oakland, CA...RESIDES: Clearwater, FL...EDUCATION: 1990 graduate of Tom C. Clark HS; 1992 graduate of Navarro JC (Associate's degree in General Education); attended U of Houston...MISC: Played Little League, Babe Ruth, and American Legion ball...HOBBY: Paintball...OBTAINED: Phillies 7th round pick in June, 1994 draft...1994: Selected by Phillies in 7th round of June draft...Began 1st pro season at Batavia, finished at Spartanburg...Combined to strike out 110 in 88.1 innings...Threw a 3-hitter for Spartanburg, 7/22 vs Charleston-WV...Struck out 47 in 6 August starts...South Atlantic League Pitcher of the Week ending 8/20, threw a 2-hit, 10-strikeout shutout, 8/18 vs Fayetteville...Struck out 15 in 2-0 loss at Greensboro, 9/3 (6.0 IP). 2nd-highest total in all minors...1995: Began season with Clearwater (A)...Went 6-1, 1.41 ERA in final 8 starts...Promoted to Reading (AA), 6/22...Did not allow more than 4 ER in any double-A start...Went 1-0 in EL playoffs...Combined for 155 strikeouts to lead Phillies organization...1996: Paul Owens Award winner as best pitcher in Phillies minor league system...Began season at Reading...Struck out season-high 12 batters 4/10 vs Harrisburg (most SO by a Reading pitcher in the '90s)...Struck out 11, 7/17 vs Binghamton...Eastern League All-Star...Struck out 132, most by a Reading pitcher since Jason Grimsley had 134 in 1989...Promoted to Scranton (AAA), 7/25...At time of promotion led EL in strikeouts, tied for lead in wins (11) and was 2nd in innings (133.1)...Phillies Minor League and Howe Sportsdate Pitcher of the Month for July (5 starts with Reading, 1 win with Scranton), 6-0, 1.34 ERA, 6 GS, 40.1 IP, 9 BB, 46 SO...Finished 4th in EL with 3.17 ERA...Ranked 9th among all minor leaguers with .209 opp avg...Contract purchased by Phillies, 8/8...Defeated Braves in ML debut, 8/8 at ATL, 4-1...1st ML hit was RBI single off Danny Darwin, 9/11 at HOU...Played winter ball for Arecibo, PR where he suffered a sprained ligament in his left elbow...1997: Made just 1 spring appearance because of a sprained ligament in left elbow suffered in winter ball...Optioned to Clearwater after spring training...Made one start (5.2 IP, 0 ER, 9 SO) and was promoted to Scranton...Established new club record with 13 strikeouts (no BB), 4/28 at Columbus...Went 3-1, 5.70 ERA in 5 starts, before 5/4 recall to Phillies...Made 1st start for Phils, 5/8 at STL, threw 4.0 innings, allowing just 1 run on 1 hit - doubled in the top of the 5th inning and sprained his ankle rounding 3rd base ending his outing and placing him on the DL...Activated 5/26, starting 2nd game of DH at CIN...Beech broke his losing streak with a 5-0 shutout, 8/12 at COL - 1st win since his ML debut, 8/9/96...Had a career-high 16.2 scoreless winning streak, 8/7-18...Tied for 5th in the NL with 25 HR allowed...Ranked 2nd among NL rookies with 120 strikeouts, 4th in starts (24) and 5th in innings (136.2)...Held liabilities to a .222 average...Had 11 quality starts, 7 after the All-Star break...1998: Finished 2nd on club in strikeouts (22) and 5th in innings (21.0) in spring training...Struck out 7 in final spring game, tied for most in one outing...Despite that, was still one of the final outs going into the season...Recalled by Phillies, 4/10, to replace injured Billy Brewer - had not appeared in a minor league game...Earned 1st win of the season, 5/11 vs LA (5-2); also had career-high 2 hits in game...Tied career high with 6.0 IP and struck out a career-high 11, 6/15 vs PIT, 1st career double-digit strikeout game...Went 2-2, 3.31 ERA (12 ER, 32.2 IP) in 5 June starts...Did not strike out a batter, 7/24 (1) vs FLA...only career game without a strikeout...Struck out 10 on 7/30 vs LA...Averaged 8.7 SO per 9 IP, would have ranked among NL leaders with enough innings to qualify...Season ended on 8/10 when he was placed on DL with a sprained ligament in his left elbow...Had ulnar collateral ligament reconstructive surgery on the elbow, 9/11, by Dr. Lewis Yocum in LA...1999: Began season rehabbing from elbow surgery...Shut down for entire season after making 2 starts for Clearwater...Unconditionally released 10/1...Re-signed a minor league contract 11/10/99.

(BEECH CONTINUED)

YEAR	CLUB	W-L	ERA	G	GS	CG	SHO	SV	IP	H	R	ER	HR	HB	BB	SO	WP	BK
1994	Batavia	2-1	1.93	4	3	0	0	0	18.2	9	4	4	0	4	12	27	0	0
	Spartanburg	4-4	2.58	10	10	4	1	0	69.2	51	23	20	7	3	23	83	5	3
1995	Clearwater	9-4	4.19	15	15	0	0	0	86.0	87	45	40	5	3	30	85	6	0
	Reading	2-4	2.96	14	13	0	0	0	79.0	67	33	26	7	6	33	70	4	1
1996	Reading	11-6	3.17	21	21	0	0	0	133.1	108	57	47	16	4	32	132	9	0
	Scranton	2-0	2.40	2	2	0	0	0	15.0	9	6	4	3	0	1	14	0	0
	PHILLIES	1-4	6.97	8	8	0	0	0	41.1	49	32	32	8	3	11	33	0	0
1997	Clearwater	0-0	0.00	1	1	0	0	0	5.2	1	1	0	0	0	4	9	0	0
	Scranton	3-1	5.70	5	5	0	0	0	30.0	24	20	19	5	0	10	36	2	0
	PHILLIES	4-9	5.07	24	24	0	0	0	136.2	147	81	77	25	5	57	120	6	2
1998	PHILLIES	3-9	5.15	21	21	0	0	0	117.0	126	78	67	19	4	63	113	8	0
1999	Clearwater	0-0	7.71	2	2	0	0	0	4.2	7	5	4	0	0	2	3	0	0
ML	TOTALS	8-22	5.37	53	53	0	0	0	295.0	322	191	176	52	12	131	266	14	2

BEVERLY, SHOMARI... OF...HT: 6-0; WT: 165...**B-T:** R-R...**BORN:** February 16, 1978, San Leandro, CA...**RESIDES:** Alameda, CA...**EDUCATION:** 1997 graduate Encinal HS (Alameda)...**SS** Jimmy Rollins was a teammate in 1996...**MISC:** Brother, Demetrius, played in Phillies organization; great-grandfather, Charley, pitched for Kansas City Monarchs, 1924-36...**OBTAINED:** Phillies 3rd round pick in June, 1997 draft...**1997:** Made pro debut at Martinsville (R)...Florida Instructional League...**1998:** Tied for 3rd in Appalachian League in triples (6)...Led all Phillies short-season minor leaguers in triples...Florida Instructional League for 2nd straight year...**1999:** Began season in Piedmont...Sent to Batavia 6/19...Hit safely in 16 straight games for Batavia (7/10-25)...Led all Phillies short season minor leaguers in triples (7) for 2nd straight season; also finished tied for 3rd in NY-Penn League in triples...Collected 4 hits 8/17 vs Williamsport...Led Batavia in at bats and doubles...Batted .375 in the playoffs.

YEAR	CLUB	AVG	G	AB	R	H	2B	3B	HR	RBI	SH	SF	HP	BB	SO	SB	CS	E
1997	Martinsville	.256	34	125	13	32	5	0	2	13	0	0	1	5	37	9	5	3
1998	Batavia	.207	9	29	2	6	1	0	0	1	0	0	0	1	9	0	1	3
	Martinsville	.311	44	177	37	55	13	6	1	25	1	2	2	13	51	12	5	0
1999	Piedmont	.197	50	173	18	34	7	0	6	12	1	0	2	11	62	4	2	7
	Batavia	.243	65	267	35	65	13	7	3	34	0	1	2	16	75	19	4	8

BIDO, FRANKLIN... LHP...HT: 5-11; WT: 162...**B-T:** L-L...**BORN:** February 23, 1982, Monte Plata, DR...**RESIDES:** Monte Plata...**EDUCATION:** Liceo Dr. Julio Abreu Puello...**OBTAINED:** Signed as an amateur free agent 1/30/99...**1999:** Made pro debut with La Vega Phillies in the Dominican Summer League.

YEAR	CLUB	W-L	ERA	G	GS	CG	SHO	SV	IP	H	R	ER	HR	HB	BB	SO	WP	BK
1999	Phillies, DSL	4-0	4.03	13	7	0	0	1	44.2	42	22	20	2	0	0	23	4	0

BRANNAN, RYAN JAMES... RHP...HT: 6-3; WT: 225...**B-T:** R-R...**BORN:** April 27, 1975, Ann Arbor, MI...**RESIDES:** Huntington Beach, CA...**EDUCATION:** 1993 graduate Huntington Beach HS; attended U of Miami (FL); transferred to Long Beach State for Jr. year...**MISC:** Played Connie Mack, Cape Cod ball...**HOBBIES:** Fishing, camping, golf...**OBTAINED:** Phillies 4th round pick in June, 1996 draft; previously drafted by Toronto, 38th, 1993...**1994:** Invited to Olympic trials before enrolling at U. Miami in the fall...**1996:** Baseball America: #1 reliever in southern California...4-1, 1.81 ERA, 60 SO, 50 IP, 14 SV at Long Beach State; led Big Western Conference in saves and ERA; All-Big Western Conference...Attended Olympic trials...Signed 9/6 and reported to Florida Instructional League...**1997:** Made pro debut at Clearwater (A)...Allowed only one earned run in 21 appearances (0.33 ERA) before promotion to Reading (AA) 5/23...Had 26 scoreless inning streak (20 appearances) 5/1-6/11...Phillies Pitcher of the Month (May), 0-0, 0.00 ERA, 14 G, 7 SV, 18.1 IP...Selected to Florida State League All-Star Game, but couldn't play because of promotion...At Reading, recorded saves in 4 consecutive outings 6/7-11 and in 3 straight appearances, 3 times...Overall, was scored upon in only 15 appearances...Led Phillies minor leaguers in games and saves...Tied 2nd in Eastern League in saves...2nd in EL Rolaids Relief Points (64)...Overall, finished 6th in all minors, Rolaids Relief Man Award, 94 points...Baseball America: best relief pitcher in EL...Relief pitcher on Howe Sportsdata All-Prospect team...Paul Owens Award winner as best pitcher in Phillies minor league system; other closer to win the award was Ricky Bottalico (1993)...Arizona Fall League, Grand Canyon...**1998:** Went to big league camp as non-roster pitcher...Began season at Scranton (AAA), sent to Reading (AA) on 5/25...Picked up saves in 3 consecutive appearances, 6/18-26...Finished season with 15 strikeouts in last 16 innings...RH batters hit .239 vs him at Reading...Pitched for Sun Cities Solar Sox, Arizona Fall League...**1999:** Began season as a starter in Clearwater...Made 13 starts...Won 3 consecutive starts from 5/19-24...Moved to bullpen on 6/23...In 15 relief appearances he was 1-0 with a 2.41 ERA and opponents hit just .186 vs him...Promoted to Reading 8/24.

YEAR	CLUB	W-L	ERA	G	GS	CG	SHO	SV	IP	H	R	ER	HR	HB	BB	SO	WP	BK
1997	Clearwater	0-0	0.33	21	0	0	0	10	27.1	20	2	1	0	0	8	25	2	2
	Reading	4-2	3.10	45	0	0	0	20	52.1	52	18	18	2	5	20	39	3	2
1998	Scranton	1-1	7.56	16	0	0	0	2	16.2	21	18	14	0	3	13	12	3	0
	Reading	5-4	3.56	41	0	0	0	6	55.2	55	31	22	5	4	29	42	4	1
1999	Clearwater	4-4	4.89	28	13	0	0	0	77.1	86	63	42	8	13	40	39	10	1
	Reading	0-0	16.62	5	0	0	0	0	4.1	9	8	8	0	1	4	1	1	0

BRAVO, MAHLER DEOLIS... RHP...HT: 6-2; WT: 172...**B-T:** R-R...**BORN:** January 15, 1982, Guiría, VZ...**RESIDES:** El Tigre, VZ...**EDUCATION:** Liceo Santísima Trinidad HS...**OBTAINED:** Signed as an amateur free agent 9/17/99 for the 2000 season.

BRITO, ANYELO... INF...HT: 6-1; WT: 170...**B-T:** R-R...**BORN:** August 15, 1983, Bonao, DR...**RESIDES:** Bonao...**OBTAINED:** Signed as an amateur free agent 9/29/99 for the 2000 season.

BRITO, EUDE EZEQUIEL... LHP...HT: 6-0; WT: 160...**B-T:** L-L...**BORN:** August 19, 1981, Sabana de La Mar, DR...**RESIDES:** Sabana de La Mar...**EDUCATION:** Liceo Virginia Pou HS...**OBTAINED:** Signed as an amateur free agent 7/3/98...**1999:** Made pro debut with Gulf Coast Phillies (R).

YEAR	CLUB	W-L	ERA	G	GS	CG	SHO	SV	IP	H	R	ER	HR	HB	BB	SO	WP	BK
1999	Phillies, GCL	0-1	5.02	12	3	0	0	0	28.2	39	22	16	0	0	19	23	4	1

BRITO, HENRY OSWALDO...OF. HT: 6-2...WT: 175...B-T: R-R...BORN: April 21, 1982, La Guaira, VZ...RESIDES: Maiquetia, VZ...EDUCATION: Colegio Santa Ana HS...OBTAINED: Signed as an amateur free agent 4/21/99...1999: Made pro debut with La Victoria Phillies in the Venezuelan Summer League.

YEAR	CLUB	AVG	G	AB	R	H	2B	3B	HR	RBI	SH	SF	HP	BB	SO	SB	CS	E
1999	Phillies, VSL	.236	50	174	20	41	3	1	1	17	5	1	0	12	35	7	3	—

BROOKMAN, RYAN S...RHP. HT: 6-0; WT: 190...B-T: R-R...BORN: February 24, 1977, Tomah, WI...RESIDES: Tomah...EDUCATION: 1995 graduate of Tomah High School (baseball, football, hockey); attended U. of Wisconsin at Whitewater...MISC: Played Little League and American Legion ball...HOBBIES: Sports...OBTAINED: Phillies 37th round pick in June, 1999 draft...1999: Made pro debut at Batavia (A)...Only allowed 1 earned run in 14 appearances...Earned his 1st win in relief on 7/7.

YEAR	CLUB	W-L	ERA	G	GS	CG	SHO	SV	IP	H	R	ER	HR	HB	BB	SO	WP	BK
1999	Batavia	1-0	0.46	14	0	0	0	1	19.2	17	5	1	0	0	7	13	3	1

BROOKS, FRANK J...LHP. HT: 6-1; WT: 195...B-T: L-L...BORN: September 6, 1978, Brooklyn, NY...RESIDES: Brooklyn...EDUCATION: 1996 graduate of Sheershead Bay HS (football, baseball); attended St. Peter's (NJ) College...MISC: Played Little League, Babe Ruth, Connie Mack, and American Legion ball...OBTAINED: Phillies 13th round pick in June, 1999 draft...1999: Made pro debut at Batavia (A) 6/18...Moved into starting rotation on 7/3...Was 4-0, 2.19 in first 6 starts...Pitched a complete-game shutout (8/31) to clinch the New York-Penn League Pinckney Division wild card...Finished 7th in the league in ERA...Named to Pinckney Division All-Star team...Florida Instructional League.

YEAR	CLUB	W-L	ERA	G	GS	CG	SHO	SV	IP	H	R	ER	HR	HB	BB	SO	WP	BK
1999	Batavia	7-3	2.91	16	12	1	1	0	77.1	64	26	25	2	2	33	58	2	6

BRYANT, MATTHEW LEE (Originally)...SS. HT: 6-0; WT: 185...B-T: R-R...BORN: April 28, 1975, Denver, CO...RESIDES: Denver...EDUCATION: Attended Arkansas State University...OBTAINED: Originally signed as a non-drafted free agent with Pittsburgh 1/28/98...Acquired by Phillies in trade on 1/13/00...1997: Signed by Canton of the Independent Frontier League...1998: Signed by Pittsburgh and placed on the Augusta (A) roster in the South Atlantic League...Promoted to Lynchburg (A) of the Carolina League...1999: Began the season with Altoona (AA)...Placed on DL 5/8...Reinstated from DL, and was sent to Lynchburg 6/28...Returned to DL 7/3 and was reinstated 8/7.

YEAR	CLUB	AVG	G	AB	R	H	2B	3B	HR	RBI	SH	SF	HP	BB	SO	SB	CS	E
1997	Canton (Ind.)	.326	64	224	40	73	15	1	5	53	5	4	0	22	36	5	0	17
1998	Augusta	.299	58	177	24	53	4	1	2	18	2	4	2	26	29	1	5	5
	Lynchburg	.277	51	177	20	49	7	1	2	13	0	0	0	17	38	1	1	8
1999	Altoona	.250	12	24	1	6	0	0	0	1	0	0	0	2	7	0	0	1
	Lynchburg	.284	26	102	9	29	4	0	0	11	1	0	0	11	12	4	1	3

BURNHAM, GARY ROBERT, JR...OF-1B. HT: 5-11; WT: 200...B-T: L-L...BORN: October 13, 1974, Hartford, CT...RESIDES: Windsor, CT...EDUCATION: 1993 graduate South Windsor HS (football, baseball, hockey); attended Clemson University...MISC: Played Little League, Babe Ruth, American Legion ball...HS All-American, 1993...Ralph Glensanti Jr. & Sr., uncle & grandfather, played pro ball...Played amateur baseball in CT with Ricky Bottalico...HOBBIES: An accomplished artist, weightlifting...OBTAINED: Phillies 22nd round pick in June, 1997; previously drafted by Cubs, 22nd, 1993 and Oakland, 40th, 1996...1995: 27 doubles broke Billy McMillon's single-season record at Clemson; batted .375 in College World Series...1996: Baseball America: 56th-best college prospect, pre-season...Batted .290, 24 2B, 56 RBI for Clemson...389 in CWS...During CWS, he threw a fair ball to a fan and wound up being one of the ESPY nominees...Hit .301, 3 HR, 17 RBI, for Falmouth, Cape Cod League...1997: Led Clemson in hitting (.381), added 15 HR, 82 RBI; batted safely in 50 of last 55 games...Hit .361 in ACC Tournament, .571 in NCAA regional; All-Regional for 3rd straight year...Clemson totals: 77 doubles, school record; 340, 3rd-best; 209 RBI, 2nd-best...Made pro debut at Batavia (A)...Used as a DH, 1B (12 games), LF (27)...2nd in New York-Penn League in total bases (139), hits, doubles; 5th in hitting...Led all Phillies short-season minor leaguers in average, hits, total bases, doubles...NYPAL All-Star (DH)...Florida Instructional League...1998: Played at Clearwater (A)...Games: 1B (114), OF (1), DH (24)...1st in Florida State League in games, 3rd in triples, 4th in extra-base hits (51), 5th in runs...Led FSL first basemen in fielding %, .994...93 runs broke Clearwater's single-season record, Steve Solomon (88, 1994)...Had three 4-hit games...Hit .343 in August, 486 in 9-game hit streak which ended the season...1999: Played at Reading (AA)...Collected 4 hits, 4/14 vs Akron...Hit .346 (18-52) for April...Played 4 positions (1B, LF, RF, DH) and pitched one inning...Led team in pinch-hit at bats (16)...Established career high in HR...FSL.

YEAR	CLUB	AVG	G	AB	R	H	2B	3B	HR	RBI	SH	SF	HP	BB	SO	SB	CS	E
1997	Batavia	.325	73	289	44	94	22	4	5	45	1	2	5	30	47	3	1	2
1998	Clearwater	.296	138	513	93	152	33	10	8	70	0	7	14	63	76	10	4	7
1999	Reading	.249	116	354	47	88	20	0	12	49	6	1	15	41	49	11	3	8

BURTON, DARREN SCOTT...OF. HT: 6-1; WT: 185...B-T: B-R...BORN: September 16, 1972, Somerset, KY...RESIDES: Somerset...EDUCATION: 1990 graduate Pulaski County HS (KY)...MISC: Played Little League, Babe Ruth, American Legion ball...HOBBIES: Golf, hunting, fishing...OBTAINED: Re-signed as a minor league free agent 12/15/96; originally drafted by Kansas City, 3th...1991: Led Midwest League in games and at bats...Led Royals farm system in runs and hits while leading Appleton in steals...1992: Helped lead Baseball City (A) to Florida State League playoff championship round...Led Wilmington in games and runs...On 4/20 vs Salem, became 1st Blue Rocks player to homer at Frawley Stadium...Led Royals farm system in hits...Voted by managers as Carolina League's 7th-best prospect...1995: Began season with Wichita (AA)...After appearing in 41 games, was claimed off waivers by Cincinnati 6/16...However, before ever playing in the Reds organization, was claimed off waivers by the Cubs 6/22...Played for Orlando (AA)...After the season, was claimed off waivers by the Royals 11/27...1996: Hit .459 during 11-game hit streak 4/9-21...Homered in both games of DH 4/30 vs Indianapolis...Finished 2nd on club with 11 outfield assists...Signed by Phillies as a minor league free agent 12/10...1997: Began season at Scranton (AAA)...Had slow start, batting just .224 (19-85) in April and .167 (12-72) in May...Rebounded to hit .346 (27-78) in June with 19 RBI...Hit safely in 9 straight, 5/31-6/18 (.441) and in 16 of 17, 5/31-6/26 (.403), 3 HR, 17 RBI...Raised average from .197 to .257 in 17 games...Had career-best 5 hits 6/14 vs Toledo...Had 3 HR, 7 RBI in 4-game stretch 6/14-17...Due to roster limitations, was sent to Reading (AA) to play every day 7/7...Appeared in 45 games at Reading, batting .315 with 8 HR, 34 RBI...Hit 2 HR, 4 RBI 8/5 vs New Haven...Had 13-game hit streak 8/2-14 (377), 3 HR, 10 RBI...Ended season with 9-game hit streak 8/24-9/1 (.429) raising average from .293 to .315...Combined totals at AAA and AA: .277, 115 G, 27 2B, 16 HR, 73 RBI, 16 OF assists...1998: Invited to big league spring training camp as a non-roster player...Set career high in homers...Homered from each side of the plate, 4/23 at Rochester...Tied career high with 13-game hit streak 8/8-20...Hit .384, 8 HR, 25 RBI from 7/25 through rest of the season...Limited to DH and PH after 8/21 because of a shoulder injury...Granted free agency...Re-signed by Phillies as a minor league free agent for 2nd straight winter...1999: Homered in 3 consecutive games 7/3-5...Collected 30 of his 63 RBI in July...Drove in 13 runs in 5 games 7/2-6...Batted .455 with the bases loaded...Named Phillies Minor League Player of the Week 6/28.

(BURTON CONTINUED)

YEAR	CLUB	AVG	G	AB	R	H	2B	3B	HR	RBI	SH	SF	HP	BB	SO	SB	CS	E
1990	Royals, GCL	.207	15	58	10	12	0	1	0	2	1	2	0	4	17	6	0	1
1991	Applenton	.269	*134	*532	78	143	32	6	2	51	4	6	1	45	122	38	12	9
1992	Baseball City	.246	123	431	54	106	15	6	4	36	4	3	6	49	93	16	14	5
1993	Wilmington	.277	134	549	82	152	23	5	10	45	13	4	1	48	111	30	10	9
1994	Memphis	.255	97	373	55	95	12	3	3	37	4	5	1	35	53	10	6	4
1995	Wichita	.239	41	163	13	39	9	1	1	20	9	0	1	12	27	6	6	3
	Orlando	.306	62	222	40	68	16	2	4	21	0	0	0	27	42	7	4	2
1996	Omaha	.270	129	463	75	125	28	5	15	67	9	4	6	59	82	7	7	4
1997	Scranton	.249	70	253	34	63	16	3	8	39	1	4	3	19	40	3	0	3
	Reading	.315	45	184	23	58	11	3	8	34	2	3	3	9	39	1	1	3
1998	Scranton	.266	117	394	56	105	21	3	18	64	2	3	6	53	83	9	0	8
1999	Scranton	.262	118	409	61	107	30	3	13	63	3	4	5	44	86	7	2	5

*League leader

BUSH, BRIAN ROBERT...OF...HT: 6-1; WT: 180...B-T: R-R...BORN: January 3, 1977, Warren, OH...RESIDES: Warren...EDUCATION: 1995 graduate of Howland HS; attended University of Michigan...OBTAINED: Phillies 12th round pick in June, 1999 draft...1999: Made pro debut at Piedmont (A).

YEAR	CLUB	AVG	G	AB	R	H	2B	3B	HR	RBI	SH	SF	HP	BB	SO	SB	CS	E
1999	Piedmont	.233	38	129	12	30	3	0	0	7	1	0	5	7	32	4	5	2

BYRD, MARLON JERRARD...OF...HT: 6-0; WT: 225...B-T: R-R...BORN: August 30, 1977, Boynton Beach, FL...RESIDES: Marietta, GA...EDUCATION: 1995 graduate of Sprayberry HS (All-State football, baseball); graduated Georgia Perimeter College...MISC: Played Little League, Babe Ruth, Connie Mack, and semi-pro ball...HOBBIES: Golf, tennis, weightlifting...OBTAINED: Phillies 10th round pick in June, 1999 draft...1999: Made pro debut in Batavia (A)...Led team in total bases (130), home runs, RBI, and slugging % (.535)...Among New York-Penn League leaders in HR (3rd), RBI (5th), and slugging % (4th)...Hit safely in first 5 pro games (7-17, 412)...Named Phillies organizational Player of the Month for July (.350, 8 HR, 23 RBI)...Batted .459 during a 10-game stretch 6/29-7/9...Collected 4 hits, 2 HR (4 RBI) 7/27 vs St. Catherine's...Compiled a .625 avg (5-8) in the playoffs...Named to NYPL Pinckney Division All-Star team...Florida Instructional League.

YEAR	CLUB	AVG	G	AB	R	H	2B	3B	HR	RBI	SH	SF	HP	BB	SO	SB	CS	E
1999	Batavia	.296	65	243	40	72	7	6	13	50	0	3	5	28	70	8	2	7

BUTTO, FRANCISCO LUIS...RHP...HT: 6-1; WT: 170...B-T: R-R...BORN: May 11, 1982, Melurín, VZ...RESIDES: Maturín...OBTAINED: Signed as an amateur free agent 2/9/99...1999: Made pro debut with La Victoria Phillies in the Venezuelan Summer League.

YEAR	CLUB	W-L	ERA	G	GS	CG	SHO	SV	IP	H	R	ER	HR	HB	BB	SO	WP	BK
1999	Phillies, VSL	5-2	4.37	15	4	0	0	1	47.1	—	24	23	0	3	32	43	5	—

CABRERA, CARLOS EDUARDO...RHP...HT: 6-4; WT: 174...B-T: R-R...BORN: February 19, 1983, Santiago, DR...RESIDES: Santiago...EDUCATION: Liceo Gregorio...OBTAINED: Signed as an amateur free agent 7/2/99 for 2000 season.

CAREY, CHARLES BENJAMIN (Ben)...LHP...HT: 6-1; WT: 175...B-T: L-L...BORN: January 1, 1979, Oceanside, CA...RESIDES: San Luis Obispo, CA...EDUCATION: 1997 graduate of San Luis Obispo HS (football, basketball, baseball); attended Cuesta College (CA)...MISC: Played Little League, Babe Ruth, Connie Mack, and semi-pro ball...Vince Ferraro, grandfather, played pro ball in NY Giants system...HOBBIES: Surfing, fishing, wiffle ball...OBTAINED: Phillies 34th round pick in June, 1999 draft...1999: Made pro debut with Gulf Coast Phillies 6/21...Recorded 1st win on 7/13 vs GCL Royals.

YEAR	CLUB	W-L	ERA	G	GS	CG	SHO	SV	IP	H	R	ER	HR	HB	BB	SO	WP	BK
1999	Phillies, GCL	2-2	3.66	17	4	0	0	0	39.1	40	20	16	1	4	15	35	2	0

CAPPUCCIO, CARMINE...OF...HT: 6-3; WT: 200...B-T: L-R...BORN: February 1, 1970, Everett, MA...RESIDES: Winter Park, FL...EDUCATION: Attended Rollins College...MISC: 1992 Division II All-American...Rollins' all-time leading hitter .371...OBTAINED: Signed as a previously released player 10/29; originally drafted by the White Sox in 9th round of June, 1992 draft...1992: Split season between Utica (A) and South Bend (A)...1993: Began season with Sarasota (A)...Sent to South Bend...Named to Midwest League post-season All-Star team...Finished 4th in MWL batting race...1994: Played at Prince William (A)...Among Carolina League leaders in batting average (9th) and doubles (5th)...Named to CL mid-season All-Star Team...1995: Began season at Birmingham (AA)...Named Southern League and Sox organizational Player of the Week 5/1-7...Hit 2 HR, 5/3 vs Knoxville...Promoted to Nashville (AAA) 5/21...Hit 2 HR, 7/24 vs Iowa...1996: Played at Nashville...Tallied 29 multi-hit games...Was 3-for-3 (3B, 2 HR, 4 RBI, 3 R) 6/4 vs New Orleans; 11 total bases was a team season high...1997: Played at Nashville...1998: Released 1/6...Signed by Boston 3/19...Released 3/30...1999: Played with New Jersey in the Independent Northern League...Led the club in 7 offensive categories (AVG, H, 2B, HR, RBI, slugging %, and on-base %)...Named Independent League Player of the Year by Baseball America.

YEAR	CLUB	AVG	G	AB	R	H	2B	3B	HR	RBI	SH	SF	HP	BB	SO	SB	CS	E
1992	Utica	.276	22	87	15	24	4	2	0	13	0	1	1	6	10	5	0	1
	South Bend	.291	49	182	23	53	9	2	0	19	1	1	1	21	21	2	3	2
1993	Sarasota	.189	24	90	9	17	2	2	1	12	0	0	0	4	10	3	0	0
	South Bend	.305	101	383	59	117	26	5	4	52	0	1	6	42	56	2	6	7
1994	Prince William	.292	101	401	71	117	30	1	12	60	2	4	9	25	53	8	4	5
1995	Birmingham	.278	65	248	34	69	13	3	4	38	3	2	2	22	21	2	2	2
	Nashville	.273	66	216	30	59	14	0	5	24	1	1	1	29	26	0	2	2
1996	Nashville	.273	120	407	55	111	22	3	10	61	3	2	6	25	48	1	3	2
1997	Nashville	.220	55	177	22	39	11	0	4	21	1	2	0	16	24	1	0	0
1999	New Jersey (IND)	.349	80	301	59	105	28	1	17	75	—	—	—	30	37	0	1	0

CARNES, MICHAEL SHAYNE (Shayne)...1B-OF...HT: 6-2; WT: 200...B-T: L-L...BORN: September 16, 1976, Birmingham, AL...RESIDES: Birmingham...EDUCATION: 1994 graduate of Pleasant Grove HS where he was part of the state champion baseball team in his Jr. and Sr. years; attended U of Alabama-Birmingham...MISC: Played Little League ball...HOBBIES: Country music, baseball on PlayStation...OBTAINED: Phillies 24th round pick in June, 1998 draft...1997: Hit .369, 11 HR, 49 RBI at UAB...Northwood League (summer collegiate) batting champion, .395...1998: Made pro debut at Batavia (A)...Games: 1B (61), OF (5)...Batted .402 in August; had two 4-hit games and an 11-game hit streak in the same month...2nd in New York-Penn League in runs, 5th in hitting and on-base % (.410)...NYPL League All-Star, 1st team...Florida Instructional League...1999: Played at Piedmont (A)...Led the team in doubles, RBI, and total bases (164)...Tallied two 4-for-4 games 7/21 (2 2B) and 8/9 (HR, 2B, 2 RBI)...Batted .340 for August (35-103).

YEAR	CLUB	AVG	G	AB	R	H	2B	3B	HR	RBI	SH	SF	HP	BB	SO	SB	CS	E
1998	Batavia	.329	66	237	52	78	15	0	6	38	0	1	4	29	48	3	0	8
1999	Piedmont	.268	106	396	45	106	28	0	10	55	0	2	2	26	78	1	1	4

CARVER, STEVEN GRADY (Steve)...1B...HT: 6-3; WT: 227...B-T: L-R...BORN: September 27, 1972, Houston, TX...RESIDES: Palm Harbor, FL...EDUCATION: 1991 graduate of The Bollis School; 1995 graduate of Stanford U with a bachelor's degree in Psychology...MISC: Played Little League, Babe Ruth, and American Legion ball...HOBBIES: Golf, weightlifting...OBTAINED: Phillies 4th round pick in June, 1995 draft...1995: Hit .304 in 56 games at Batavia (A) with 7 HR, 41 RBI...NY-Penn League All-Star...Finished 5th in NYPL in slugging % (.479)...1996: Reached career highs in virtually every category while at Clearwater (A)...Led club in HR (17) and RBI (79)...Finished tied 2nd in Florida State League in HR, tied for 3rd in RBI and extra-base hits (49) and was 5th in slugging (.468) and doubles (32)...FSL Player of Week, 5/20-26...26 RBI in May were tops in league...Had 5 RBI, 5/30 vs Dunedin; also had back-to-back 4 RBI games in May...Hit .364 with 3 HR, 6 RBI in play-offs...Played 67 games at 1B, 31 at 3B and 5 in LF...1997: Spent 1st season at Reading (AA)...Despite limited play due to injuries, still tallied 15 HR and 43 RBI in just 79 games...Hit grand slam vs Norwich, 4/26...Had 21 RBI in 21 games in April...On DL, 5/5-18 (strained right rib cage)...Had 10-game hit streak, 5/26-6/6 (.324)...Fractured left elbow after making diving catch, 7/4 at Akron...On DL, 7/5-8/21...Amazingly returned 8/22, appearing in 10 more games...Appeared in 39 games in RF, 35 in LF and 2 as DH...Was 1-for-1 as a pinch-hitter with a HR and walk...Homered in back-to-back games 3 times...1998: Spent majority of season at Reading (AA) as the everyday 1st baseman...Appeared in 127 games and led club with career highs in HR (21) and RBI (88)...Named in-season Eastern League All-Star...RBI total was tied for 3rd in EL...Hit .300 in April with 21 RBI...Tallied 3 HR and 12 RBI in 2-game span, 4/19-20...Went 5-for-5 with 2 doubles, 2 HR and 8 RBI, 4/20 vs Harrisburg, setting career highs in hits, RBI and total bases (13)...EL Player of the Week for 4/20-26 (.360, 2 HR, 13 RBI)...Collected 4 RBI, 4/23 vs Portland...Had season-long 11-game hit streak, 7/19-30 (.395, 17-43)...Had 4 games with 4 or more RBI...Hit .400 (6-15, 18 RBI) with bases loaded and .302 (38-126) with runners in scoring position...1999: Played at Scranton...Collected 3 doubles 5/18 vs Richmond.

YEAR	CLUB	AVG	G	AB	R	H	2B	3B	HR	RBI	SH	SF	HP	BB	SO	SB	CS	E
1995	Batavia	.304	56	217	35	66	13	2	7	41	1	1	0	17	29	2	1	8
1996	Clearwater	.276	117	436	59	121	32	0	17	79	0	4	1	52	89	1	1	18
1997	Reading	.262	79	282	41	74	11	3	15	43	0	1	3	36	69	2	2	7
1998	Reading	.260	127	458	63	119	17	0	21	88	0	4	2	64	108	0	3	12
	Scranton	.304	8	23	3	7	2	0	1	4	0	0	0	2	10	0	1	0
1999	Scranton	.236	98	288	33	68	18	1	11	38	2	0	1	34	101	2	0	6

CASILLAS, URIEL...SS/2B...HT: 5-11; WT: 185...B-T: R-R...BORN: August 22, 1975, Los Angeles, CA...RESIDES: Downey, CA...EDUCATION: 1993 graduate Downey HS; attended Cal State-LA...MISC: Played Little League, Babe Ruth, American Legion ball...10th of 16 children in the family...HOBBIES: Collecting baseball memorabilia, watching sports...OBTAINED: Phillies 37th round pick in June, 1997 draft...College: Batted .308, .283, .280 and .285 in 4 years at Cal State-LA; played infield and outfield positions...1997: Made pro debut at Martinsville (R)...2nd in Appalachian League in hit by pitch (12)...1st among AppyL 2nd basemen in double plays (31)...1998: Began season in Piedmont (A)...Promoted to Clearwater 7/15...Sent back to Piedmont 7/30...Returned to Clearwater 8/12...Led Piedmont in on-base % (.377)...Batted .286 in Florida State League playoffs.

YEAR	CLUB	AVG	G	AB	R	H	2B	3B	HR	RBI	SH	SF	HP	BB	SO	SB	CS	E
1997	Martinsville	.268	60	220	42	59	12	1	1	26	3	2	12	23	29	5	3	12
1998	Batavia	.224	60	219	37	49	9	0	4	31	3	4	7	32	47	3	2	12
1999	Piedmont	.227	73	225	30	51	11	2	0	20	2	1	7	48	33	4	5	22
	Clearwater	.283	32	113	23	32	5	0	0	24	4	1	9	17	10	4	2	8

CEDENO, BLAS VICENTE...RHP...HT: 6-0; WT: 165...B-T: R-R...BORN: November 15, 1972, Campo Carabobo, VZ...RESIDES: Campo Carabobo...OBTAINED: Originally signed as a non-drafted free agent with the Tigers 10/31/90...Signed with the Phillies as a minor league free agent 3/19/99...1991: Made pro debut with Bristol (R)...1992: Began season at Bristol and was promoted to Fayetteville (A)...1993: Pitched at Fayetteville...1994: Played at Lakeland (A) and Trenton (AA)...1995: Spent entire season with Jacksonville (AA)...1996: Began season with Lakeland and was later promoted to Jacksonville...1997: Released 3/26...Signed with the Cubs 6/2...Assigned to Rockford (A)...Released 10/17...1998: Played with New Jersey of Northeast Independent League...1999: Began season with Clearwater (A)...Promoted to Reading (AA) 5/24...Sent back to Clearwater 6/15...Returned to Reading 8/9.

YEAR	CLUB	W-L	ERA	G	GS	CG	SHO	SV	IP	H	R	ER	HR	HB	BB	SO	WP	BK	
1991	Bristol	1-4	3.80	14	2	0	0	0	45.0	47	36	19	7	2	18	37	3	4	
1992	Bristol	8-2	2.01	13	13	3	2	0	80.2	64	21	18	2	5	41	77	6	0	
	Fayetteville	0-1	3.00	2	1	1	0	1	9.0	3	3	0	0	0	4	12	0	0	
1993	Fayetteville	6-6	3.15	28	22	1	1	0	148.2	145	64	52	11	11	55	103	6	0	
1994	Lakeland	1-0	1.29	5	0	0	0	0	14.0	9	3	2	1	0	4	16	1	0	
	Trenton	1-3	2.58	34	0	0	0	3	52.1	50	18	15	5	2	27	40	4	0	
1995	Jacksonville	3-2	3.46	48	5	0	0	0	80.2	71	34	31	7	1	36	53	2	1	
1996	Lakeland	1-1	5.51	10	0	0	0	0	16.1	17	10	10	3	1	7	11	2	0	
	Jacksonville	0-0	5.40	26	2	0	0	2	46.2	63	34	28	7	3	26	30	3	0	
1997	Rockford	3-3	2.90	22	0	0	0	6	0	40.1	36	19	13	3	1	14	25	0	0
1998	New Jersey	1-6	4.47	12	7	0	0	1	48.1	62	34	24	3	3	14	37	7	0	
1999	Clearwater	4-4	4.21	34	0	0	0	1	57.2	63	33	27	5	1	17	42	4	0	
	Reading	2-2	4.26	19	0	0	0	0	31.2	30	16	15	5	0	12	18	0	0	

CODY, RYAN PATRICK. C. HT: 6-1; WT: 203..B-T: R-R..BORN: June 13, 1978, Portland, OR..RESIDES: Vancouver, WA..EDUCATION: 1997 graduate Fort Vancouver HS (WA)..OBTAINED: Phillies 40th round pick in June, 1997 draft...1998: DL 7/29-8/8 (cut right index finger)...1999: Began season at Batavia (A)...Promoted to Piedmont 6/14...Placed on DL 3/30 (sore right shoulder)...Shoulder surgery 9/1.

YEAR	CLUB	AVG	G	AB	R	H	2B	3B	HR	RBI	SH	SF	HP	BB	SO	SB	CS	E
1997	Martinsville	.237	26	76	9	18	4	0	1	8	0	0	1	8	21	0	1	1
1998	Martinsville	.218	24	87	10	19	6	1	4	18	0	0	0	9	19	1	0	1
1999	Piedmont	.333	1	3	1	1	0	0	0	0	0	0	0	1	1	0	0	0
	Batavia	.111	3	9	1	1	1	0	0	0	0	0	0	1	4	0	0	0

COLLAZO, JULIO C...IF.. HT: 5-10; WT: 155..B-T: R-R..BORN: December 24, 1980, Ponce, PR..RESIDES: Ponce..EDUCATION: 1998 graduate Sup. Jardines de Ponce HS; Mississippi Delta CC..MISC: Played Little League, Connie Mack ball...HOBBIES: Listening to music...OBTAINED: Phillies 9th round pick in June, 1999 draft...1999: Made pro debut with Gulf Coast Phillies 6/19...2nd, GCL in stolen bases behind teammate Ian Rauls...3rd, GCL in SB %; successful on 25 of 26 attempts...Ended season with a streak of 19 straight SB...Ranked 1st among all GCL shortstops in fielding % (.956)...Promoted to Piedmont 8/27.

YEAR	CLUB	AVG	G	AB	R	H	2B	3B	HR	RBI	SH	SF	HP	BB	SO	SB	CS	E
1999	Phillies, GCL	.256	52	176	34	45	3	0	0	7	3	0	6	33	36	25	1	9
	Piedmont	.250	5	16	0	4	0	0	0	2	1	0	0	2	6	1	0	1

COLLIER, LA MONTE...INF.. HT: 5-9; WT: 185..B-T: R-R..BORN: April 1, 1975, St. Louis, MO..RESIDES: St. Louis..EDUCATION: 1993 graduate Pattonville HS (Maryland Heights, MO); attended Jefferson College; 1997 graduate Southeast Missouri State U (Engineering)...MISC: Played Little League, American Legion, Metro Collegiate ball..OBTAINED: Phillies 34th round pick in June, 1997 draft...1997: Hit .426, 6 HR, 43 RBI, 24 SB at SMSU; led Ohio Valley Conference in hitting...Made pro debut at Martinsville (R)...2nd, Appalachian League in walks...1999: Played at Clearwater (A)...Batted .347 (25-72) for July.

YEAR	CLUB	AVG	G	AB	R	H	2B	3B	HR	RBI	SH	SF	HP	BB	SO	SB	CS	E
1997	Martinsville	.252	62	222	49	56	7	2	2	23	3	1	2	47	50	14	9	22
1998	Clearwater	.259	25	81	7	21	2	1	0	5	1	0	0	3	15	1	1	5
	Piedmont	.318	45	154	21	49	11	2	1	30	4	2	1	24	38	4	3	24
1999	Clearwater	.264	104	318	50	84	11	3	0	28	6	5	5	49	60	4	3	39

COTTON, JOSEPH P. III...RHP.. HT: 6-2; WT: 185..B-T: R-R..BORN: March 25, 1975, Akron, OH..RESIDES: Uniontown, OH..EDUCATION: 1993 graduate Archbishop Hoban HS (Akron); attended Bowling Green State U...MISC: Played Little League, Babe Ruth, American Legion ball...Uncle, Fred Hatfield, was an infielder in the majors with Detroit and Cleveland...HOBBIES: Golf, outdoor activities...OBTAINED: Phillies 18th round pick in June, 1996 draft...1996: DL 8/10-end of season (strained right shoulder)...1997: Among Phillies short-season pitchers, tied Batavia (A) teammate Derek Adair for most wins, led in starts, innings and strikeouts...2nd in New York-Penn League innings...1999: Began season on DL 4/8 (strained right groin)...Reinstated from DL on 5/1 and assigned to Clearwater (A)...Was 3-0 with a 0.76 ERA in first 19 appearances...Opponents posted a .168 average vs him.

YEAR	CLUB	W-L	ERA	G	GS	CG	SHO	SV	IP	H	R	ER	HR	HB	BB	SO	WP	BK
1996	Batavia	2-4	4.27	9	9	0	0	0	46.1	43	23	22	2	1	19	37	4	0
1997	Batavia	7-4	2.99	15	15	0	0	0	96.1	90	38	32	10	7	29	74	6	0
1998	Piedmont	6-8	4.42	44	0	0	0	5	77.1	73	48	38	14	6	16	79	3	0
1999	Clearwater	5-3	1.95	38	3	0	0	1	69.1	41	17	15	5	1	15	43	1	0

CUEVAS, ORLANDO A...INF.. HT: 5-11; WT: 155..B-T: S-R..BORN: November 24, 1980, Sabana Grande de Palenque, DR..RESIDES: San Cristobal, DR..OBTAINED: Signed as an amateur free agent 10/16/97...1998: DL 7/6-rest of season (fractured right shoulder).

YEAR	CLUB	AVG	G	AB	R	H	2B	3B	HR	RBI	SH	SF	HP	BB	SO	SB	CS	E
1998	Phillies, DSL	.125	5	16	3	2	1	0	0	0	0	0	0	0	2	0	0	—
1999	Phillies, DSL	.226	35	106	18	24	3	1	0	12	0	0	5	19	12	8	4	7

DAGLEY, COREY...RHP.. HT: 6-2; WT: 180..B-T: R-R..BORN: April 15, 1977, Centralia, IL..RESIDES: Centralia..EDUCATION: 1995 graduate Centralia HS; attended McKendree College...MISC: Played Little League, American Legion ball...HOBBIES: Golf, watching sports...OBTAINED: Signed as an amateur free agent 6/10/98...1998: Made pro debut in Batavia (A)...1999: Pitched at Batavia (A).

YEAR	CLUB	W-L	ERA	G	GS	CG	SHO	SV	IP	H	R	ER	HR	HB	BB	SO	WP	BK
1998	Batavia	1-5	4.86	18	5	0	0	0	50.0	53	31	27	3	3	11	37	1	0
1999	Batavia	5-5	4.27	15	12	0	0	0	65.1	77	35	31	1	6	19	44	5	1

DANIELS, JOHN...RHP.. HT: 6-3; WT: 182..B-T: S-R..BORN: February 7, 1974, Carson City, NV..RESIDES: Little Chute, WI..EDUCATION: Mt. San Antonio College...OBTAINED: Signed as a minor league free agent on 11/3/99; originally drafted by the Mariners in 16th round of June, 1993 draft...1993: Made pro debut at Peoria (R)...1994: Pitched at Bellingham (A)...1995: Played at Wisconsin (A)...1996: Pitched at St. Petersburg (A)...1997: Released 3/20...Signed with Tampa Bay 3/24...Loaned to Mariners 4/29-6/3/98...Led the TB organization and Florida State League in saves...Named to FSL post-season All-Star team...1998: Loaned to Mariners 6/29-7/4...Tied for 4th in FSL in saves...Finished 2nd in organization with 20 saves...1999: Signed with Devil Rays and split season between Orlando (AA) and Durham (AAA).

YEAR	CLUB	W-L	ERA	G	GS	CG	SHO	SV	IP	H	R	ER	HR	HB	BB	SO	WP	BK
1993	Peoria	3-4	3.40	13	8	0	0	0	53.0	46	30	20	0	5	13	50	8	2
1994	Bellingham	2-2	3.70	20	2	0	0	1	41.1	49	22	17	4	4	21	42	3	2
1995	Wisconsin	4-5	2.66	39	0	0	0	7	74.1	63	28	22	5	6	22	60	2	0
1996	Lancaster	3-5	3.30	43	0	0	0	8	95.1	91	51	35	9	8	30	100	3	0
1997	St. Petersburg	4-4	2.64	55	0	0	0	29	61.1	53	24	18	4	3	14	72	3	0
1998	Orlando	1-2	5.30	11	0	0	0	0	18.2	14	12	11	4	2	9	19	0	0
	Durham	2-0	1.86	4	0	0	0	1	9.2	4	2	2	1	0	3	9	1	0
	St. Petersburg	4-2	1.77	34	0	0	0	19	40.2	31	12	8	3	4	11	46	4	1
1999	Orlando	3-2	1.90	38	0	0	0	14	52.0	33	14	11	2	4	15	40	3	1
	Durham	2-0	4.89	21	0	0	0	0	35.0	37	13	19	19	4	9	25	2	0

DEITRICK, JEREMY MICHAEL... C...HT: 6-0; WT: 210...B-T: R-R...BORN: September 14, 1976, Williamsport, PA...RESIDES: Williamsport...EDUCATION: 1994 graduate Williamsport HS; attended Penn State U...MISC: Played Little League, American Legion, Northeast Collegiate ball...OBTAINED: Phillies 39th round pick in June, 1998 draft...High School: Led team to 3 straight district baseball titles...Also lettered in football; nominated for Big 33 classic...College Career: C-OF-3B at Penn State during 4-year career...1997: Junior: .325, 10 HR...1998: Senior: .276; personal catcher for PSU ace Nate Bump...Began pro career at Martinsville (R)...1999: Began season with Gulf Coast Phillies (R)...Promoted to Batavia 7/1...Collected 5 hits and drove in 7 runs, 7/29 vs St. Catherine's (2B, HR).

YEAR	CLUB	AVG	G	AB	R	H	2B	3B	HR	RBI	SH	SF	HP	BB	SO	SB	CS	E
1998	Martinsville	.292	8	24	5	7	0	0	0	5	0	0	1	3	5	0	1	2
1999	Phillies, GCL	.353	5	17	3	6	2	1	0	3	0	0	0	0	2	0	1	0
	Batavia	.265	26	83	16	22	10	0	2	13	0	1	2	5	21	0	0	3

DELGADO, DARIO ENRIQUE... INF...HT: 6-1; WT: 186...B-T: R-R...BORN: March 30, 1980, Santo Domingo, DR...RESIDES: Santo Domingo...EDUCATION: Attended Colegio Episcopal San Andiles HS...OBTAINED: Signed as an amateur free agent 5/27/97...1999: Began season with La Vega Phillies in the Dominican Summer League...Promoted to Gulf Coast Phillies 8/4...Hit a combined .356 (52-46) in 38 games.

YEAR	CLUB	AVG	G	AB	R	H	2B	3B	HR	RBI	SH	SF	HP	BB	SO	SB	CS	E
1997	Phillies, DSL	.276	67	275	41	76	15	1	5	43	0	2	3	23	37	4	2	—
1998	Phillies, DSL	.242	51	182	16	44	9	1	2	27	1	1	6	14	24	2	4	—
1999	Phillies, DSL	.387	19	75	22	29	7	0	1	15	0	2	4	10	14	4	4	7
	Phillies, GCL	.324	19	71	12	23	3	1	2	17	0	1	2	5	16	1	2	4

DELOS SANTOS, ESTEBAN... INF...HT: 6-1; WT: 160...B-T: S-R...BORN: December 26, 1982, Santo Domingo, DR...RESIDES: Santo Domingo...EDUCATION: Liceo Emma Balaguer HS...OBTAINED: Signed as an amateur free agent 8/12/99 for the 2000 season.

DIAZ, JASIL JAFET... C...HT: 6-1; WT: 175...B-T: S-R...BORN: September 30, 1982, Santo Domingo, DR...RESIDES: Bonao, DR...EDUCATION: Centro Educacional Bonao HS...OBTAINED: Signed as an amateur free agent 11/1/99 for the 2000 season.

DODD, ROBERT WAYNE... LHP...HT: 6-3; WT: 188...B-T: L-L...BORN: March 14, 1973, Kansas City, KS...RESIDES: Plano, TX...EDUCATION: 1991 graduate Plano HS; attended McLennan CC (Waco, TX); U of Florida...MISC: Played Little League, Connie Mack ball...HOBBIES: Golf, coaching, music, cards...OBTAINED: Phillies 14th round pick in June, 1994 draft...Amateur: Pitched in Connie Mack World Series; member of USA Junior College National Team...1995: Began season at Clearwater (A); promoted to Reading (AA) 9/3...1996: Began season at Reading; promoted to Scranton (AAA) 5/28; returned to Reading 6/12; back to Scranton 6/22...DL 7/6-end of season (back surgery)...1997: Reading's Pitcher of the Year as selected by his teammates...2nd in Eastern League in games (63), 2nd-highest in Reading history to Wayne Gomes' 87 (1996)...Among EL relievers, 4th in SO/9 IP ratio (10.53) and 5th, lowest opp. average (.213)...Phillies Pitcher of the Month (July)...EL Pitcher of the Week 7/26-8/1...Arizona Fall League, Mesa...1998: Began season at Scranton (AAA); promoted to Phillies 5/22; returned to Scranton 6/17...Was winner in Phils 6/17 game; won next day for Scranton vs Richmond. Home plate umpire Greg Gibson officiated both games...Allowed runs in only 3 of last 16 outings...1999: Began in Reading...Led all Phillies minor leaguers in wins (14)...Led Reading in wins with 10, all in relief...Tallied 3 wins in 3 consecutive appearances twice...Did not allow a run in first 5 appearances...Named Eastern League Rolaids Relief Man for June (3-0, 4 saves, 1.15 ERA, 23 IP, 5 BB, 27 SO)...Promoted to Scranton 8/9...Moved into starting rotation on 8/17...Went 4-0, 1.09 ERA as a starter...AAA opponents batted .181 vs him...Struck out 9 in 6.2 innings, 8/23 vs Ottawa.

YEAR	CLUB	W-L	ERA	G	GS	CG	SHO	SV	IP	H	R	ER	HR	HB	BB	SO	WP	BK
1994	Batavia	2-4	2.25	14	7	0	0	1	52.0	42	16	13	0	2	14	44	4	0
1995	Clearwater	8-7	3.16	26	26	0	0	0	151.0	145	61	53	4	1	58	110	3	7
	Reading	0-0	0.00	1	0	0	0	0	1.1	0	0	0	0	0	2	0	0	0
1996	Reading	2-3	3.56	18	5	0	0	0	43.0	41	21	17	4	3	24	35	0	1
	Scranton	0-0	8.10	8	2	0	0	0	20.0	32	21	18	4	1	9	12	1	0
1997	Reading	9-4	3.25	63	0	0	0	6	80.1	61	29	29	8	0	21	94	1	0
1998	PHILLIES	1-0	7.20	4	0	0	0	0	5.0	7	6	4	1	1	1	4	1	1
	Scranton	4-1	3.24	42	0	0	0	6	41.2	37	15	15	4	1	19	41	0	0
1999	Reading	10-2	3.83	42	0	0	0	5	80.0	78	38	34	8	3	23	79	1	2
	Scranton	4-0	0.91	6	4	1	0	1	29.2	19	5	3	1	1	6	23	0	0
ML	TOTALS	1-0	7.20	4	0	0	0	0	5.0	7	6	4	1	1	1	4	1	1

DUARTE, JUSTIN R... 1B...HT: 6-2; WT: 210...B-T: R-R...BORN: September 14, 1976, Los Angeles, CA...RESIDES: Azusa, CA...EDUCATION: 1994 graduate Charter Oak HS (baseball, football); graduated Azusa Pacific U (baseball, football)...MISC: Played Little League, Babe Ruth, American Legion ball...Enrique Duarte, grandfather, played pro ball...OBTAINED: Phillies 22nd round pick in June, 1999 draft...1999: Made pro debut in Batavia (A)...Placed on DL 6/26 (right arm inflammation).

YEAR	CLUB	AVG	G	AB	R	H	2B	3B	HR	RBI	SH	SF	HP	BB	SO	SB	CS	E
1999	Batavia	.250	45	140	15	35	8	0	1	20	1	2	3	8	36	0	0	4

DURAN, DEUDIS JOSE... INF...HT: 5-9; WT: 170...B-T: S-R...BORN: July 5, 1981, Maracaibo, VZ...RESIDES: Maracaibo...EDUCATION: Escuela Basica Sn. Martin De Lobos HS...OBTAINED: Signed as an amateur free agent 4/30/99...1999: Made pro debut with La Victoria Phillies in the Venezuelan Summer League.

YEAR	CLUB	AVG	G	AB	R	H	2B	3B	HR	RBI	SH	SF	HP	BB	SO	SB	CS	E
1999	Phillies, VSL	.230	49	148	24	34	3	1	7	28	1	2	2	23	26	8	4	—

DRIGGERS, RICHARD A. JR... OF...HT: 6-2; WT: 185...B-T: R-R...BORN: June 9, 1999, Charleston, SC...RESIDES: Goose Creek, SC...EDUCATION: 1999 graduate Goose Creek HS (football, baseball)...MISC: Played Little League and American Legion ball...HOBBY: Sports...OBTAINED: Signed as an amateur free agent 6/9/99...1999: Made pro debut with Gulf Coast Phillies (R).

YEAR	CLUB	AVG	G	AB	R	H	2B	3B	HR	RBI	SH	SF	HP	BB	SO	SB	CS	E
1999	Phillies, GCL	.229	17	48	6	11	2	0	0	3	1	0	0	1	11	1	0	0

EAGLE, TODD...C...HT: 6-2; WT: 190...B-T: R-R...BORN: August 2, 1980, San Pablo, CA...RESIDES: Albany, CA...EDUCATION: 1999 graduate of Albany High School (football, wrestling, baseball)...MISC: Played Little League...HOBBIES: Baseball, church, video games...OBTAINED: Phillies 23rd round pick in June, 1999 draft...1999: Made pro debut with Gulf Coast Phillies (R).

YEAR	CLUB	AVG	G	AB	R	H	2B	3B	HR	RBI	SH	SF	HP	BB	SO	SB	CS	E
1999	Phillies, GCL	.128	14	39	1	5	1	0	0	3	0	0	1	1	5	1	0	5

EASON, ROGER CLAY (Clay)...RHP...HT: 5-11; WT: 175...B-T: R-R...BORN: November 18, 1975, Dunn, NC...RESIDES: Dunn...EDUCATION: 1993 graduate Triton HS (Dunn); attended Emmanuel College, North Carolina State U...MISC: Played Little League, Babe Ruth, American Legion ball...HOBBIES: Hunting, fishing, Sega...OBTAINED: Phillies 38th round pick in June, 1997 draft...1996: 4-3, league-leading 1.27 ERA, for Maryland of Clark Griffith Collegiate League...1997: 10-2, 2.18 ERA at NC State; led Atlantic Coast Conference in ERA...Made pro debut at Batavia (A)...Lowest ERA (0.92) among all Phillies short-season relievers...1998: Pitched at Piedmont (A)...DL 6/7-7/8 (strained right elbow)...Florida Instructional League...1999: Began the season in Piedmont (A)...Allowed 1 run in first 15.1 innings...Struck out 16 in first 3 appearances (9 innings)...Promoted to Clearwater (A) 5/24...Moved to Reading (AA) 7/6...Sent back to Clearwater 7/12...Returned to Reading 8/9.

YEAR	CLUB	W-L	ERA	G	GS	CG	SHO	SV	IP	H	R	ER	HR	HB	BB	SO	WP	BK
1997	Batavia	0-1	0.92	20	0	0	9	1	29.1	18	6	3	1	1	11	29	2	1
1998	Piedmont	3-1	3.72	34	2	0	0	0	65.1	53	32	27	8	2	22	67	4	0
1999	Piedmont	0-1	2.18	10	0	0	0	2	20.2	13	5	5	2	1	11	33	0	0
	Clearwater	1-1	4.00	18	0	0	0	0	27.0	26	18	12	3	0	17	31	4	1
	Reading	0-2	10.38	10	1	0	0	1	13.0	14	15	15	4	6	14	13	4	0

EBERLY, RODNEY JACOB...3B...HT: 6-2; WT: 205...B-T: L-R...BORN: October 30, 1975, Omaha, NE...RESIDES: Omaha...EDUCATION: 1994 graduate Clarinda Community HS (IA); attended Highland (KS) CC, U of Alabama-Birmingham...MISC: Brothers, Ryan (Yankees) and Rick (Blue Jays), played pro ball; played semi-pro ball for Clarinda A's...HOBBIES: Hunting, fishing...OBTAINED: Signed as an amateur free agent 10/28/98; previously drafted by Cardinals, 12th, 1996...1999: Made pro debut at Batavia (A).

YEAR	CLUB	AVG	G	AB	R	H	2B	3B	HR	RBI	SH	SF	HP	BB	SO	SB	CS	E
1999	Batavia	.205	50	171	17	35	5	0	2	18	1	5	2	15	26	0	0	10

ESPY, NATHAN BLAKE (Nate)...1B...HT: 6-3; WT: 215...B-T: R-R...BORN: April 24, 1978, Atlanta, GA...RESIDES: Pensacola, FL...EDUCATION: 1996 graduate BT Washington HS (Pensacola); 1998 graduate of Lurleen B. Wallace JC (AA)...MISC: Played Little League, Cape Cod, American Legion, Northeast Collegiate ball...HOBBIES: Anything associated with sports...OBTAINED: Phillies 18th round pick in June, 1998 draft...1998: Hit in 21 straight games (.493), 6/19-7/10; 37 hits, 24 RBI...Had a pair of 4-hit games and a pair of 2-HR games...Drove in 6 runs, 8/1 vs Elizabethton...Hit 6 HR in August...Appalachian League rankings: 1st in slugging % (.630), 2nd in on-base % (.479), 2nd in walks, 3rd in hitting, tied 3rd in HR, doubles, extra-base hits (34); 4th in RBI and total bases (143)...Led all Phillies short-season minor leaguers in hitting, hits, total bases, homers, RBI...Appy All-Star...Florida Instructional League...1999: Played at Piedmont (A)...Had 5 RBI 5/3 vs Augusta (3-5, 2B)...Placed on DL 7/18 (broken left ankle)...Had surgery 7/22 and missed remainder of season.

YEAR	CLUB	AVG	G	AB	R	H	2B	3B	HR	RBI	SH	SF	HP	BB	SO	SB	CS	E
1998	Martinsville	.361	66	227	50	82	20	1	13	56	1	4	4	51	55	2	2	7
1999	Piedmont	.254	83	295	37	75	18	2	11	38	0	1	1	48	56	3	1	5

FENUS, JUSTIN R...RHP...HT: 6-2; WT: 200...B-T: R-R...BORN: May 19, 1975, Evanston, WY...RESIDES: Mountainview, WY...EDUCATION: 1993 graduate Mountainview HS; attended U of North Alabama...OBTAINED: Phillies 36th round pick in June, 1995 draft...1999: Played at Piedmont (A)...Placed on DL 6/11 (right elbow)...Reinstated from DL 9/14.

YEAR	CLUB	W-L	ERA	G	GS	CG	SHO	SV	IP	H	R	ER	HR	HB	BB	SO	WP	BK
1996	Martinsville	2-7	6.04	14	8	0	0	0	44.2	46	33	30	5	3	29	26	9	4
1997	Batavia	3-5	4.45	15	7	0	0	0	54.2	54	34	27	2	5	30	26	6	1
1998	Piedmont	10-8	5.11	30	24	0	0	0	135.2	169	90	77	14	5	45	81	11	5
1999	Piedmont	2-0	2.43	10	4	0	0	0	37.0	29	16	10	1	2	10	27	0	0

FERMIN, JOSE...OF...HT: 6-3; WT: 190...B-T: R-R...BORN: November 10, 1981, Santo Domingo, DR...RESIDES: Santo Domingo...EDUCATION: Centro Educacional Cedi HS...OBTAINED: Signed as an amateur free agent 1/26/99...1999: Made pro debut with La Vega Phillies.

YEAR	CLUB	AVG	G	AB	R	H	2B	3B	HR	RBI	SH	SF	HP	BB	SO	SB	CS	E
1999	Phillies, DSL	.321	65	237	44	76	13	1	1	33	3	1	3	23	35	14	3	9

FESH, SEAN MICHAEL...LHP...HT: 6-2; WT: 165...B-T: L-L...BORN: November 11, 1972, Danbury, CT...RESIDES: Bethel, CT...EDUCATION: 1991 graduate of Bethel HS...MISC: Played Little League, Babe Ruth ball...HOBBIES: Fishing...OBTAINED: Signed by Phillies as a minor league free agent 1/6/93...1991: Selected by HOU in 61st round of June draft...Made pro debut for Astros Gulf Coast League (R)...1992: Began season in Gulf Coast League...Finished a combined shutout with Tyrone Narcisse and Juan Holiday...Promoted to Osceola (A) of the Florida State League, 7/18...Returned to GCL, 7/25...1993: Played entire season with Asheville (A) of the South Atlantic League...Led teammates with career-high 10 wins, 20 saves and 65 games...SAL All-Star...1994: Began season at Osceola...Finished 2 combined shutouts: one with Hector Mercado and Chuck Smith; the other with Tyrone Narcisse...Promoted to Jackson (AA), 6/16...Sent to Osceola, 6/28, but returned to Jackson, 7/15...Appeared in a total of 20 games with Jackson, including his only pro start...Combined for a career-high 51 strikeouts...1995: Began season at Tucson (AAA) of the Pacific Coast League...Traded to SD, 5/1, becoming player to be named later to complete 11-player trade made 12/28/94...Assigned to Las Vegas (AAA), also of the PCL...Appeared in 30 games...Finished the season on the DL, 7/26-9/14...Had ligament transplant surgery on his left elbow in mid-August by Dr. Yan Froneck in La Hoya, CA...1996: Began season on the DL, recovering from surgery of previous season...Activated, 8/6, appearing in just 7 games for Memphis (AA)...1997: Began season with Rancho Cucamonga (A) of the California League...Appeared in 4 games before being released by SD, 4/19...Signed by Mets, 5/10, assigned to Pittsfield (A), but did not appear in a game there...Transferred to Binghamton (AA), 5/16...Granted free agency, 10/17...1998: Signed with Phillies as a minor league free agent, 5/11, and was assigned to extended spring training...Joined Reading (AA), 5/22...Promoted to Scranton (AAA), 8/2...Made 8 appearances for the Red Barons, allowing just 2 hits, no runs, in last 6 games...Returned to Reading, 8/26...Led Reading in saves (9)...Did not allow a run in final 15 games (13.2 IP, 4 H, 5 BB, 10 SO, 5 saves) and did not allow a hit or run in final 7 games (6.1 IP, 3 BB, 11 SO)...Did not pitch after 8/22, due to a strained left hamstring...Played for Sun Cities in Arizona Fall League...1999: Re-signed with Phillies 1/6...Pitched at Scranton...Did not allow a run in 9 consecutive appearances 5/26-6/16...Re-signed with Phillies 10/22.

(FISH CONTINUED)

YEAR	CLUB	W-L	ERA	G	GS	CG	SHO	SV	IP	H	R	ER	HR	HB	BB	SO	WP	BK
1991	Astros, GCL	0-0	2.19	6	0	0	0	0	12.1	5	4	3	0	0	11	7	4	0
1992	Astros, GCL	1-0	1.73	18	0	0	0	6	36.1	25	7	7	0	4	8	35	4	0
	Osceola	0-1	1.69	3	0	0	0	0	5.1	5	3	1	0	0	1	5	3	0
1993	Asheville	10-6	3.61	65	0	0	0	20	82.1	75	39	33	4	5	37	49	4	1
1994	Osceola	2-4	2.54	43	0	0	0	11	49.2	50	27	14	2	6	24	32	2	0
	Jackson	1-2	4.21	20	1	0	0	0	25.2	34	17	12	2	0	11	19	2	0
1995	Tucson	1-0	1.35	10	0	0	0	0	13.1	11	2	2	0	0	3	7	0	0
	Las Vegas	2-1	3.32	30	0	0	0	1	38.0	53	21	14	2	3	16	18	1	1
1996	Memphis	1-1	5.63	7	0	0	0	0	8.0	7	5	5	2	0	7	5	0	0
1997	Rancho Cucamonga	0-1	11.57	4	0	0	0	0	4.2	10	7	6	2	1	3	5	0	0
	Binghamton	3-1	3.25	45	0	0	0	4	55.1	60	26	20	3	2	24	37	2	3
1998	Reading	3-1	1.36	31	0	0	0	9	33.0	19	8	5	1	5	19	41	1	2
	Scranton	0-0	3.00	8	0	0	0	0	6.0	3	2	2	0	1	4	4	0	0
1999	Scranton	4-3	4.39	45	0	0	0	1	53.1	50	29	26	5	0	31	38	4	0

FRANCIA, DAVID ANTHONY (Dave)...OF...HT: 6-0; WT: 167...B-T: L-L...BORN: April 16, 1975, St. Petersburg, FL...RESIDES: Mobile, AL...EDUCATION: 1994 graduate St. Paul's HS (Mobile); attended U of South Alabama...MISC: Played Little League, American Legion ball...HOBBIES: Water sports, hunting, fishing...OBTAINED: Phillies 8th round pick in June, 1996 draft...High School: Star running back/wide receiver; had scholarship offer from Alabama, but chose baseball...1995: Played baseball at U South Alabama with Marlon Anderson; hit .314, 4 HR, 28 RBI...Played for Mat-Su Miners, Alaska Summer League...342, 8 HR, 26 RBI, 15 SB...1996: Hit .346, 6 HR, 45 RBI, 20 SB at U South Alabama...Began pro career at Batavia (A)...Led Phillies short-season minor leaguers in runs, hits, triples...5th in New York-Penn League in hits, 10th in hitting...1st in NYPL...10th among all short-season minor leaguers, TPA/SO ratio, 11.92...Florida Instructional League...1997: Began season at Piedmont (A)...Phillies Player of the Month (April)...South Atlantic League All-Star (in-season)...Led SAL in hit by pitch (19)...Promoted to Clearwater (A) 8/11...1998: Began season at Clearwater...DL 4/9-29 (laceration right index finger)...Promoted to Reading (AA) 6/21...Surgery 9/29 (left elbow)...1999: Played at Reading (AA)...Tallied 29 multiple-hit games...Had game-tying RBI single in bottom of 12th and game-winning RBI on a bunt single in bottom of 13th, 5/28 vs New Britain, 15-14 win...Hit .400 as a pinch-hitter (4-10); tied 1st on the team in pinch hits (4)...9 outfield assists tied him with Reggie Taylor for team lead and 10th in Eastern League.

YEAR	CLUB	AVG	G	AB	R	H	2B	3B	HR	RBI	SH	SF	HP	BB	SO	SB	CS	E
1996	Batavia	.289	69	280	45	81	14	5	4	29	2	2	6	8	25	16	6	2
1997	Piedmont	.300	112	424	72	127	24	7	9	65	4	8	19	25	61	39	12	3
	Clearwater	.280	21	75	5	21	3	1	0	10	3	0	1	6	7	5	2	2
1998	Clearwater	.278	48	194	33	54	13	0	6	23	2	2	7	12	30	13	4	3
	Reading	.238	68	269	29	64	12	4	3	20	3	2	2	13	41	6	7	1
1999	Reading	.271	107	339	41	92	22	5	4	43	6	1	13	21	57	13	4	6

FRANCO, MARTINE...RHP...HT: 6-0; WT: 170...B-T: R-R...BORN: May 20, 1981, Bani, DR...RESIDES: Bani...EDUCATION: Liceo El Limonal HS...OBTAINED: Signed as an amateur free agent 7/1/98...1998: Made pro debut with La Vega Phillies in the Dominican Summer League...1999: Pitched for La Vega.

YEAR	CLUB	W-L	ERA	G	GS	CG	SHO	SV	IP	H	R	ER	HR	HB	BB	SO	WP	BK
1998	Phillies, DSL	3-2	2.93	14	2	0	0	0	28.2	19	14	10	3	2	7	29	0	1
1999	Phillies, DSL	3-0	1.50	23	0	0	0	5	24.0	18	7	4	2	3	3	31	2	1

FRY, JUSTIN M...RHP...HT: 6-3; WT: 195...B-T: R-R...BORN: August 20, 1976, Munhall, PA...RESIDES: Munhall...EDUCATION: 1994 graduate Steel Valley HS (ba ball, basketball); attended Ohio State U...MISC: Played Little League, Babe Ruth, Connie Mack, American Legion, Cape Cod (Jayhawk) ball...OBTAINED: Phillies 2 round pick in June, 1999 draft; previously drafted by Boston 1997, and Pittsburgh 1998...1999: Made pro debut in Batavia (A)...Led the team in appearances...saves...Struck out 13 of 13 first 18 batters he faced...Did not allow a run in last 16 appearances (19.2 IP)...Held opponents to a .157 average.

YEAR	CLUB	W-L	ERA	G	GS	CG	SHO	SV	IP	H	R	ER	HR	HB	BB	SO	WP	E
1999	Batavia	4-0	1.35	25	0	0	0	6	33.1	18	5	5	1	2	10	59	6	

GALLARDO, STALIN EDUARDO...RHP...HT: 5-10; WT: 180...B-T: R-R...BORN: August 2, 1979, Lara, VZ...RESIDES: Lara...EDUCATION: Graduate Re Villavicencio HS...OBTAINED: Signed as an amateur free agent 9/18/97...1998: DL 6/24-7/18 (inflammation right shoulder)...Winter ball: Occidente, VZ...1999: Pla on DL 6/18 (labrum, right shoulder)...Surgery 6/17.

YEAR	CLUB	W-L	ERA	G	GS	CG	SHO	SV	IP	H	R	ER	HR	HB	BB	SO	WP	BK
1998	Martinsville	0-0	2.25	2	0	0	0	0	4.0	6	3	1	1	0	1	4	0	0
1999	(Injured - Did not play)																	

GARCIA, YULIEN RAMON...SS...HT: 5-9; WT: 160...B-T: R-R...BORN: May 17, 1981, Barcelona, Anzoategui, VZ...RESIDES: Guanta, Anzoategui, VZ...EDUCATION: Liceo Manuel Reyes Bravo HS...OBTAINED: Signed as an amateur free agent 8/2/99 for the 2000 season.

GEARY, GEOFFREY MICHAEL (Geoff)...RHP...HT: 6-0; WT: 175...B-T: R-R...BORN: August 26, 1976, Buffalo, NY...RESIDES: El Cajon, CA...EDUCATION: 1994 graduate Grossmont HS (El Cajon); attended San Diego Mesa College and U of Oklahoma...MISC: Played Little League, Connie Mack, American Legion, semi-pro and Alaska League baseball...HOBBIES: Fishing, bike riding, surfing...OBTAINED: Phillies 15th round pick in June, 1998 draft; originally drafted by Milwaukee, 41st, 1997...1997: 4-3, 2.20 ERA at U of Oklahoma...Led Big 12 in ERA...1998: Made pro debut at Batavia (A)...Reached double figures in strikeouts in 4 of 15 starts, two 10-0 games and back-to-back 12-0 games, 7/11 (Erie) and 7/16 (Utica)...5-0, 1.17 ERA in August...Topps Player of the Month in New York-Penn League...Walked 14, struck out 101...Opponents average, .222...Led league in ERA, Innings; 2nd in strikeouts; tied 2nd in wins; tied 3rd in BB/9 IP ratio, 1.33, allowed fewest base runners, 9 IP, 8.68...NYPL All-Star, 1st team...Led all Phillies short-season minor leaguers in wins, ERA, shutouts, innings, strikeouts; tied for most starts...Earned Batavia's lone win (8-1), 9/4, in 2-1 playoff series loss to Auburn, (7.0 IP, 4 H, 12 SO)...Florida Instructional League...1999: Pitched at Clearwater (A)...Started year 5-0, giving him 13 consecutive wins without a loss dating back to 1998...1.16 BB/9 inn ranked 4th among Florida State League starters...Earned the win in Clearwater's 3-2 play-off victory 9/8 vs Dunedin (6 IP, 6 H, 2 R, 2 ER, 2 BB, 5 SO)...FIL for 2nd year.

YEAR	CLUB	W-L	ERA	G	GS	CG	SHO	SV	IP	H	R	ER	HR	HB	BB	SO	WP	BK
1998	Batavia	9-1	1.60	16	15	1	1	0	95.1	78	20	17	5	0	14	101	3	0
1999	Clearwater	10-5	3.95	24	19	2	0	0	139.0	175	77	61	11	5	31	77	6	3

GIRON, ALEJANDRO...OF..HT: 6-2; WT: 180...**B-T:** R-R...**BORN:** April 26, 1979, Santo Domingo, DR...**RESIDES:** Santo Domingo...**EDUCATION:** 1995 graduate Liceo Nocturno Haras Nacionales HS...**OBTAINED:** Signed as an amateur free agent 10/3/95...**1996:** 4th in Dominican Summer League in hitting...**1999:** Played at Piedmont (A)...Led team in RBI...Established or tied career highs in every offensive category...Named Phillies Minor League Player of the Week 5/31-6/6...Tallied 35 multiple hit games (11 games of 3 hits or more)...Had 3 consecutive 3-hit games 7/30-8/1...Florida Instructional League...Played for Espigodo in the Dominican Winter League.

YEAR	CLUB	AVG	G	AB	R	H	2B	3B	HR	RBI	SH	SF	HP	BB	SO	SB	CS	E
1996	Phillies, DSL	.326	66	273	31	89	15	4	1	37	3	1	4	16	26	10	5	12
1997	Martinsville	.302	54	202	26	61	15	1	1	27	6	9	9	11	40	6	5	14
1998	Piedmont	.228	51	180	14	41	5	2	0	19	0	1	0	9	34	8	4	2
1999	Piedmont	.287	99	387	43	111	15	6	8	59	7	6	1	15	75	12	6	14

HABIG, KIETH...INF..HT: 6-0; WT: 165...**B-T:** R-R...**BORN:** October 23, 1973, Grand Forks, ND...**RESIDES:** Boise, ID...**EDUCATION:** General Education degree from Lewis & Clark State U...**OBTAINED:** Signed as a free agent 2/5/00...**1996:** Member of NAIA National Championship team...**1997:** Signed with Independent League Richmond...Had career-high 104 hits...**1998:** Led team in average; 2nd on team in runs and hits...**1999:** Played for Independent League St. Paul.

YEAR	CLUB	AVG	G	AB	R	H	2B	3B	HR	RBI	SH	SF	HP	BB	SO	SB	CS	E
1997	Richmond	.353	75	295	68	104	18	2	9	51	2	5	10	33	26	8	2	18
1998	Michigan	.083	6	12	2	1	0	0	0	1	0	0	0	2	0	0	0	0
	Richmond	.356	77	289	87	103	19	4	25	89	0	4	14	57	25	7	4	13
1999	St. Paul	.297	85	337	68	100	28	4	12	52	3	5	5	37	30	2	6	6

HANNAHAN, LEONARD BISANZ (Buzz)...2B..HT: 6-2; WT: 182...**B-T:** R-R...**BORN:** June 29, 1976, St. Paul, MN...**RESIDES:** St. Paul...**EDUCATION:** 1994 graduate Cretin-Derham HS (St. Paul); attended St. Thomas College...**MISC:** Played Little League, Babe Ruth, American Legion, semi-pro (St. Paul, MN) ball...**HOBBY:** Involved in Big Brother-Big Sister program while in MN...**OBTAINED:** Phillies 31st round pick in June, 1998 draft...**1998:** Made pro debut at Martinsville (R).

YEAR	CLUB	AVG	G	AB	R	H	2B	3B	HR	RBI	SH	SF	HP	BB	SO	SB	CS	E
1998	Martinsville	.274	55	197	38	54	8	1	0	20	1	0	5	42	31	14	6	14
1999	Piedmont	.123	22	65	5	8	0	0	0	3	0	0	0	6	12	3	1	4

HARRIS, BRIAN NEIL...2B..HT: 5-10; WT: 171...**B-T:** S-R...**BORN:** April 28, 1975, Indianapolis, IN...**RESIDES:** Carmel, IN...**EDUCATION:** 1993 graduate Carmel HS; attended Mississippi State U, Galveston JC and Indiana U...**MISC:** Played Little League, Babe Ruth ball...played amateur ball with Scott Rolan on Indiana Bulls...**HOBBY:** Golf...**OBTAINED:** Phillies 8th round pick in June, 1997 draft; previously drafted by Pittsburgh, 45th, 1993...**College Career:** Played one season each at MSU and Galveston JC, and two at Indiana...**1997:** Hit .328 at Indiana, 6 HR, 37 RBI, 50 SB in 59 attempts...Hit .353 in the Big Ten to lead Indiana...Led Big Ten in steals (50); ranked 4th in NCAA in steals (59)...Made pro debut at Batavia (A)...DL 7/3-18 (contusion left chest)...Florida Instructional League...**1998:** Began season at Clearwater (A)...Went 5-5, 6/7 vs Tampa...Promoted to Reading (AA) 8/23...**1999:** Played in Reading (AA)...Hit game-winning 2-run HR in bottom of 9th, 7/9 vs Bowie...4th in Eastern League in fielding % among 2nd basemen (.973)...**FIL.**

YEAR	CLUB	AVG	G	AB	R	H	2B	3B	HR	RBI	SH	SF	HP	BB	SO	SB	CS	E
1997	Batavia	.311	51	148	31	46	7	1	0	19	3	1	4	31	27	11	6	12
1998	Clearwater	.277	118	437	55	121	17	6	5	85	6	9	9	47	56	20	13	14
	Reading	.250	11	40	5	10	0	1	0	4	0	1	0	5	7	0	1	2
1999	Reading	.221	119	380	42	84	13	3	5	41	7	6	1	48	58	9	5	14

HERNANDEZ, YOEL ALEJANDRO...RHP..HT: 6-2; WT: 170...**B-T:** R-R...**BORN:** April 15, 1982, Ciudad Bolivar, VZ...**RESIDES:** Ciudad Bolivar...**OBTAINED:** Signed as an amateur free agent 11/5/98...**1999:** Made pro debut with La Victoria Phillies in the Venezuelan Summer League.

YEAR	CLUB	W-L	ERA	G	GS	CG	SHO	SV	IP	H	R	ER	HR	HB	BB	SO	WP	BK
1999	Phillies, VSL	2-2	3.32	14	11	0	0	1	59.2	—	27	22	3	6	29	57	5	1

HERRERA, CARLOS DELA CRUZ...RHP..HT: 6-0; WT: 145...**B-T:** R-R...**BORN:** May 3, 1981, Santo Domingo, DR...**RESIDES:** Santo Domingo...**EDUCATION:** Attended Liceo Sabana Centro HS...**OBTAINED:** Signed as an amateur free agent 7/8/97...**1999:** Played with Gulf Coast Phillies (R)...Starting pitcher in Phillies GCL debut.

YEAR	CLUB	W-L	ERA	G	GS	CG	SHO	SV	IP	H	R	ER	HR	HB	BB	SO	WP	BK
1998	Phillies, DSL	2-4	2.49	17	9	1	0	0	65.0	59	36	18	—	—	29	50	—	—
1999	Phillies, GCL	0-3	4.37	12	5	0	0	0	45.1	46	30	22	4	6	25	40	2	0

HERRERA, RONALD LEONARDO...C..HT: 6-2; WT: 175...**B-T:** S-R...**BORN:** La Victoria, Aragua, VZ...**RESIDES:** Santo Domingo, DR...**OBTAINED:** Signed as an amateur free agent 1/26/99...**1999:** Made pro debut with La Victoria Phillies in the Venezuelan Summer League.

YEAR	CLUB	AVG	G	AB	R	H	2B	3B	HR	RBI	SH	SF	HP	BB	SO	SB	CS	E
1999	Phillies, VSL	.235	28	81	7	19	7	0	0	5	1	1	2	4	15	0	0	—

HILES, CARY L...RHP..HT: 5-10; WT: 173...**B-T:** R-R...**BORN:** November 29, 1975, Toledo, OH...**RESIDES:** Memphis, TN...**EDUCATION:** 1994 graduate Kirby HS (Memphis); attended Jackson State JC, U of Memphis...**MISC:** Earned 2 wins and a save in 1994 Connie Mack World Series...**HOBBY:** Baseball...**OBTAINED:** Phillies 23rd round pick in June, 1998 draft...**High School:** Senior: .414, 20 steals; 4-1, 40 IP, 53 SO at Kirby HS...**College Career:** OF-P for 2 years at Jackson St. (1995-96); .357, 53 steals (school record); JC All-American (1996)...**1997:** Junior at U Memphis: .344; 1-2, 4.32 ERA...**1998:** Senior: .318; 2-3, 5 SV, 3.21 ERA...Made pro debut at Batavia (A)...4th among New York-Penn League relievers, SO/9 IP Ratio, 13.35...Led all Phillies short-season minor leaguers in saves...Florida Instructional League; didn't allow a run in 11 G, 11.1 IP...**1999:** Played at Piedmont (A)...Led team and finished 2nd in South Atlantic League in saves...Finished 2nd in SAL's Rolands Relief Man Award with 80 points...Named SAL All-Star...Ranked 3rd in SAL in SO/9 IP (12.39)...Did not allow a run in 11 straight appearances 5/26-7/1 (13.2 innings)...**FIL.**

YEAR	CLUB	W-L	ERA	G	GS	CG	SHO	SV	IP	H	R	ER	HR	HB	BB	SO	WP	BK
1998	Batavia	2-2	2.97	25	0	0	0	10	30.1	27	11	10	0	1	13	45	4	1
1999	Piedmont	3-2	2.21	44	0	0	0	26	61.0	52	20	15	3	2	12	84	6	0

HITCHCOX, SAMUEL BRIAN...SS...HT: 5-11; WT: 175...B-T: L-R...BORN: July 21, 1978, Crossville, TN...RESIDES: Dayton, OH...EDUCATION: 1996 graduate Rhea County HS (baseball, basketball); attended Samford (AL) University...MISC: Played Little League, American Legion ball...HOBBIES: Golf, weightlifting...OBTAINED: Phillies 25th round pick in June, 1999 draft...1999: Made pro debut at Batavia (A).

YEAR	CLUB	AVG	G	AB	R	H	2B	3B	HR	RBI	SH	SF	HP	BB	SO	SB	CS	E
1999	Batavia	.223	54	166	22	37	5	1	2	18	1	3	8	19	14	7	1	18

HOLZEMER, MARK...LHP...HT: 6-0; WT: 185...B-T: L-L...BORN: August 20, 1969, Littleton, CO...RESIDES: Highlands Ranch, CO...EDUCATION: 1987 graduate of J.K. Mullan HS; attended Seminole (OK) JC...MISC: Junior College 1st team All-American...OBTAINED: Signed as a minor league free agent 11/13/89; originally drafted by the Angels in 4th round of June, 1987 draft...1988: Made pro debut at Bend (A)...1989: Pitched at Quad City (A)...1990: Pitched at Midland (AA)...Placed on DL 7/2 until end of season (strained left shoulder)...1991: Began the season with Midland...Had two stints on the DL with a strained left shoulder...Sent to Palm Springs (A) 6/26...1992: Began year at Palm Springs...Promoted to Midland 5/4...Moved to Edmonton (AAA) 6/15...Made 1st relief appearance of career snapping a streak of 89 consecutive starts...1993: Invited to major league camp but optioned to Vancouver 4/4...Won 6 of his final 7 decisions...Recalled to Angels 8/20...Made ML debut 8/21 vs MIL (6 IP, 9 H, 5 R, 5 ER, 3 BB, 2 SO)...1994: Spent entire season at Vancouver...On DL 4/11-5/2 (strained left groin)...1995: Began season with Vancouver...Had two different stints with the Angels 7/17-8/6 and 9/1 through end of the season...1996: Made Angels opening day roster...Recorded 1st ML win 4/10 vs TOR...Placed on DL 6/10-9/1 (strained left shoulder)...Granted free agency 10/15...Signed with Mariners 12/11...1997: Spent most of the season with Tacoma (AAA)...Had 3 different stints with the Mariners...Recorded 1st ML save, 7/23 vs CLE...Granted free agency 10/16...1998: Signed with the Athletics 5/1...Began season in Edmonton (AAA)...Promoted to Oakland 8/10...Recorded 2nd ML win 9/13 vs MIN...1999: Recorded season-high 6 SO twice, 8/31 at Tucson and 9/5 at Vancouver.

YEAR	CLUB	W-L	ERA	G	GS	CG	SHO	SV	IP	H	R	ER	HR	HB	BB	SO	WP	BK
1988	Bend	4-6	5.24	13	13	1	1	0	68.2	59	51	40	3	6	47	72	8	5
1989	Quad City	12-7	3.36	25	25	3	1	0	139.1	122	68	52	4	5	64	131	12	4
1990	Midland	1-7	5.26	15	15	1	0	0	77.0	92	55	45	10	6	41	54	6	0
1991	Midland	0-0	1.42	2	2	0	0	0	6.1	3	2	1	0	1	5	7	2	0
	Palm Springs	0-4	2.86	6	6	0	0	0	22.0	15	14	7	1	1	16	19	1	1
1992	Palm Springs	3-2	3.00	5	5	2	0	0	30.0	23	10	10	2	3	13	32	0	0
	Midland	2-5	3.83	7	7	2	0	0	44.2	45	22	19	4	1	13	26	3	1
	Edmonton	5-7	6.67	17	16	4	0	0	89.0	114	69	66	12	7	55	49	6	1
1993	Vancouver	9-6	4.82	24	23	2	0	0	145.2	158	94	78	9	4	70	80	5	5
	CALIFORNIA	0-3	8.87	5	4	0	0	0	23.1	34	24	23	2	3	13	10	1	0
1994	Vancouver	5-10	6.60	29	17	0	0	0	177.1	144	93	86	19	6	58	77	15	0
1995	Vancouver	3-2	2.47	28	4	0	0	2	54.2	45	18	15	2	3	24	35	2	0
	CALIFORNIA	0-1	5.40	12	0	0	0	0	8.1	11	6	5	1	1	7	5	0	0
1996	CALIFORNIA	1-0	8.76	25	0	0	0	0	24.2	35	28	24	7	3	8	20	0	0
	Lake Elsinore	0-1	2.38	9	3	0	0	0	11.1	10	3	3	0	1	4	10	0	0
1997	Tacoma	1-0	2.20	37	0	0	0	13	41.0	32	10	10	1	0	10	38	1	0
	SEATTLE	0-0	6.60	14	0	0	0	1	9.0	9	6	6	0	0	8	7	0	0
1998	Edmonton	1-1	3.23	30	0	0	0	6	39.0	41	15	14	2	3	11	27	2	0
	OAKLAND	1-0	5.59	13	0	0	0	0	9.2	13	6	6	1	1	3	3	1	0
1999	Colorado Springs	3-2	5.69	41	1	0	0	1	55.1	77	39	35	10	6	24	49	2	0
ML	TOTALS	2-4	7.68	69	4	0	0	1	75.0	102	70	64	11	8	39	45	2	0

HUFF, LAWRENCE RICHARD (Larry)...SS/2B/3B...HT: 6-0; WT: 175...B-T: R-R...BORN: January 24, 1972, Landstuhl, Germany...RESIDES: Palm Harbor, FL...EDUCATION: 1990 graduate Las Vegas HS; had an appointment to the Air Force Academy but chose baseball; attended Cal State-Los Angeles...MISC: Played American Legion ball...OBTAINED: Phillies 32nd round pick in June, 1994 draft...1994: Tied Cal State-LA record with 81 career steals; played 2B, 3B, RF, SS...Began pro career at Martinsville (R); promoted to Batavia (A) 8/4...1995: South Atlantic League All-Star (in-season) as a 2nd baseman...Collected 5 hits, 6/27 vs Greensboro...5th in SAL in hits, walks...SAL Player of the Week, 6/25-7/2...1996: Games: 2B (88), 3B (41)...Hit .370 in June...Tied Clearwater record for steals (37, Harvey Brumfield, 1986)...5th in Florida State League in steals...1997: Spent entire season at Reading (AA)...Games: 3B (98), 2B (8), SS (11), LF (6), P (1)...DL 4/22-5/2 (strained right wrist)...Stole 3 bases, including home, 8/24 at Harrisburg...Co-recipient, with Aaron Royster, of the Eugene Shirk Award (community service)...1998: Led Eastern League in hitting 4/25-5/12 and 5/14-5/26...Phillies Minor League Player of the Month (April)...446, 25 H, 2 HR, 8 RBI...DL 6/21-rest of season (torn labrum in left shoulder)...Selected to AA All-Star Game but scratched because of injury...Surgery 6/19 (left shoulder anterior labrum)...1999: Began season in Reading (AA)...Hit safely in 11 consecutive games 7/19-7/30 (15-40 .375)...Reached base in 15 consecutive games 4/20-5/5...Game-winning RBI 6/19 vs Portland (2-1 win)...Stole 4 bases, 6/26 at Binghamton...Ranked 2nd in EL in SB% (.824)...Tallied two 4-hit games (5/28 vs New Britain, 8/24 vs Bowie)...Established career highs in doubles, RBI, and stolen bases...Had 2 hits in 5 consecutive games...Tied for team lead in doubles with Pat Burrell...Co-recipient of Charlie Wagner Unsung Hero Award...Promoted to Scranton 8/29...Battled .474 in International League playoffs vs Charlotte (9-19, 2B, 5 RBI)...Florida Instructional League.

YEAR	CLUB	AVG	G	AB	R	H	2B	3B	HR	RBI	SH	SF	HP	BB	SO	SB	CS	E
1994	Martinsville	.252	39	143	24	36	2	1	1	7	1	0	6	29	20	17	4	7
	Batavia	.224	20	67	13	15	1	0	0	2	2	0	0	12	10	5	0	4
1995	Piedmont	.272	130	481	86	131	26	4	1	51	7	4	10	74	64	26	8	27
1996	Clearwater	.273	128	483	73	132	17	5	0	37	10	4	5	60	65	37	11	19
1997	Reading	.284	124	425	58	112	21	3	5	41	6	0	5	36	57	24	7	20
1998	Reading	.338	40	136	26	46	7	2	7	25	1	1	5	19	15	10	2	4
1999	Reading	.260	121	427	72	111	28	3	3	54	6	8	10	60	69	28	6	23
	Scranton	.235	9	17	4	4	2	0	0	1	0	0	0	5	2	0	0	0

JACOBSON, RUSSELL EUGENE (Russ)...C...HT: 6-3; WT: 210...B-T: R-R...BORN: October 14, 1977, Phoenix, AZ...RESIDES: Scottsdale, AZ...EDUCATION: 1996 graduate of Horizon HS; attended University of Miami (FL)...OBTAINED: Phillies 3rd round pick in June, 1999 draft...1999: Member of U of Miami (FL) National Championship team...Hit .380, 14 HR, 41 RBI in 40 games before missing the rest of season with a broken wrist...Made pro debut in Florida Instructional League.

JACQUEZ, THOMAS PATRICK...(pronounced ha-KEZ)...**LHP**...**HT:** 6-2; **WT:** 195...**B-T:** L-L...**BORN:** December 29, 1975, Stockton, CA...**RESIDES:** Stockton...**EDUCATION:** 1994 graduate Lincoln HS (Stockton); attended UCLA...**MISC:** Played Little League, Babe Ruth, American Legion ball; Father, Pat, pitched in 2 games for White Sox (1971)...**HOBBIES:** Music, guitar, golf, computers...**OBTAINED:** Phillies 6th round pick in June, 1997 draft...**1996:** 2-1, 2.14 ERA for Cotuit, Cape Cod League...**1997:** No. 2 pitcher on UCLA team which went to College World Series...10-4, 3.12 ERA, .227 average against...Fanned 14, 2/28 vs Washington in Hormel Foods Classic tournament...Led Pac-10 in IP (116.1); 2nd in ERA (2.94)...**All-Pac-10** Southern Division 1st team...Made pro debut at Batavia (A)...Promoted to Piedmont (A) 7/18...Florida Instructional League...**1998:** Threw 1-hitter, 7/24 vs Brevard County, 2-0 W...3rd in Florida State League in innings; 1st in hits and total plate appearances (740)...Played for Delaware Stars, Maryland Fall League, 4-0, 1.41 ERA, .111 average against; 6th in league in ERA, 2nd in wins...**1999:** Began season in Reading (AA)...Recorded wins in first 3 starts...Made 1st relief appearance 6/19 at Portland...Earned 1st save as a pro 7/26 vs Bowie...Promoted to Scranton (AAA) 8/29...Co-recipient of the Eugene L. Shirk Community Service Award...Florida Instructional League.

YEAR	CLUB	W-L	ERA	G	GS	CG	SHO	SV	IP	H	R	ER	HR	HB	BB	SO	WP	BK
1997	Batavia	2-1	2.42	4	4	0	0	0	22.1	20	6	6	0	3	2	20	0	0
	Piedmont	2-4	4.97	8	8	0	0	0	41.2	45	29	23	2	3	13	26	1	0
1998	Clearwater	9-11	4.30	29	28	2	1	0	169.2	215	102	81	12	3	31	108	5	4
1999	Reading	6-5	5.28	38	14	0	0	1	122.2	149	84	72	20	11	32	68	1	0
	Scranton	0-1	2.45	3	0	0	0	0	3.2	4	1	1	0	0	0	4	0	0

JEAN, ROBERTO...**RHP**...**HT:** 6-0; **WT:** 164...**B-T:** R-R...**BORN:** June 16, 1983, San Pedro de Macoris, DR...**RESIDES:** San Pedro de Macoris...**OBTAINED:** Signed as an amateur free agent 7/2/99 for 2000 season.

JHONSON, YOAN CRISTIAN...**OF**...**HT:** 5-11; **WT:** 185...**B-T:** R-R...**BORN:** May 17, 1979, Sabana De La Mar, DR...**RESIDES:** Sabana De La Mar...**EDUCATION:** Attended Lico Virginia Pou HS...**OBTAINED:** Signed as an amateur free agent 2/6/97.

YEAR	CLUB	AVG	G	AB	R	H	2B	3B	HR	RBI	SH	SF	HP	BB	SO	SB	CS	E
1997	Phillies, DSL	.282	36	142	20	40	9	4	6	27	0	0	3	19	45	3	5	—
1998	Martinsville	.242	11	33	3	8	0	0	0	2	1	0	1	2	10	1	0	4
1999	Phillies, DSL	.226	54	186	40	42	12	4	2	38	1	3	3	31	56	22	4	5

JIMENEZ, RONAL DANIEL...**RHP**...**HT:** 5-11; **WT:** 155...**B-T:** R-R...**BORN:** November 11, 1980, Valencia Carabobo, VZ...**RESIDES:** Valencia Carabobo...**EDUCATION:** Attended Lisandro Alvarado HS...**OBTAINED:** Signed as an amateur free agent 9/16/97...**1998:** Tied 2nd in Venezuela Summer League in wins...**1999:** Played with Gulf Coast Phillies (R)...Led team in wins, all in relief.

YEAR	CLUB	W-L	ERA	G	GS	CG	SHO	SV	IP	H	R	ER	HR	HB	BB	SO	WP	BK
1998	Phillies, VSL	7-1	3.04	19	4	0	0	0	47.1	39	20	16	1	3	14	42	3	1
1999	Phillies, GCL	6-2	3.51	20	0	0	0	4	33.1	29	13	13	2	1	16	30	1	0

JOHNSON, BARRY CHRISTOPHER...**RHP**...**HT:** 6-4; **WT:** 200...**B-T:** R-R...**BORN:** August 21, 1969, Wichita, KS...**RESIDES:** Joliet, IL...**EDUCATION:** Attended U of Arizona...**OBTAINED:** Signed as a minor league free agent 11/5/96; originally signed as an amateur free agent by Montreal, 6/13/91...**1992:** Released by Expos 1/16; signed by White Sox 3/9...**1993:** Combined for 7-0 record between A and AA...**1996:** Led all White Sox minor leaguers in ERA...**1997:** Traded by White Sox to Pittsburgh for SS Ovidio Frías 5/21; granted free agency 10/17; signed by Texas 11/19...**1998:** Began season at Oklahoma City (AAA); released 8/7; signed by Tucson (AAA) 8/20; granted free agency 10/16; signed by Phillies 11/3...**1999:** Played at Scranton (AAA)...Established career highs in starts, innings pitched, and strikeouts...Threw 1st career shutout 6/10 vs Rochester (9 IP, 7 H, 1 BB, 3 SO)...Made 18 starts and 13 relief appearances...Struck out 10, 7/7 vs Louisville.

YEAR	CLUB	W-L	ERA	G	GS	CG	SHO	SV	IP	H	R	ER	HR	HB	BB	SO	WP	BK
1991	Expos, GCL	0-2	3.86	7	1	0	0	0	11.2	10	9	5	0	4	6	11	3	0
1992	South Bend	7-5	3.79	16	16	5	0	0	109.1	111	56	46	5	6	23	74	8	1
1993	Sarasota	5-0	0.66	18	1	0	0	1	54.1	33	5	4	1	2	8	35	1	0
	Birmingham	2-0	3.32	13	1	0	0	1	21.2	27	11	8	2	0	6	16	2	1
1994	Birmingham	6-2	3.23	51	4	0	0	1	97.2	100	51	35	7	2	30	67	2	0
1995	Birmingham	7-4	1.85	47	0	0	0	0	78.0	64	21	18	1	2	15	53	2	1
1996	Birmingham	0-0	0.00	9	0	0	0	4	10.2	2	0	0	0	0	1	15	0	0
	Nashville	7-2	2.80	38	8	0	0	0	103.0	93	38	32	11	1	39	68	4	0
1997	Nashville	4-1	3.55	14	0	0	0	2	25.1	24	10	10	1	0	11	10	3	0
	Calgary	5-2	4.13	34	1	0	0	1	56.2	55	30	26	7	1	23	51	3	0
1998	Oklahoma City	2-8	6.63	31	7	1	0	1	77.1	96	66	57	13	3	21	54	3	0
	Tucson	0-1	6.94	5	0	0	0	0	11.2	18	12	9	2	1	5	10	1	0
1999	Scranton	6-10	5.02	31	18	1	1	0	136.1	157	83	76	10	1	49	88	6	0

JOHNSON, JASON ALEXANDER...**OF**...**HT:** 6-1; **WT:** 170...**B-T:** R-R...**BORN:** August 21, 1977, Pomona, CA...**RESIDES:** Collinsville, VA...**EDUCATION:** 1995 graduate Montclair HS; attended Chaffey (CA) College...**MISC:** Played Little League, American Legion ball...**OBTAINED:** Phillies 12th round pick in June, 1996 draft; previously drafted by Cincinnati, 21st, 1995...**1996:** Made pro debut at Martinsville (R)...Led Phillies short-season minor leaguers in steals...Florida Instructional League...**1997:** Played at Batavia (A)...Led all Phillies short-season minor leaguers in triples, steals...Florida Instructional League...**1998:** DL 8/3-rest of season; surgery 8/6 (left shoulder rotator cuff tear)...**1999:** Started season with a 10-game hit streak 4/8-18...Led Piedmont in at bats, hits, and triples...Named to South Atlantic League All-Star team...FIL for 2nd year.

YEAR	CLUB	AVG	G	AB	R	H	2B	3B	HR	RBI	SH	SF	HP	BB	SO	SB	CS	E
1996	Martinsville	.272	55	213	29	58	5	2	0	13	0	1	2	14	27	20	6	7
1997	Batavia	.294	60	238	40	70	11	5	0	28	3	5	3	17	26	20	7	2
1998	Piedmont	.267	106	446	63	119	14	3	1	45	6	1	5	36	58	32	12	6
1999	Piedmont	.264	111	447	51	118	21	5	1	31	5	2	8	22	61	27	11	8

KAWABATA, KYLE CEICHI... RHP...HT: 6-0; WT: 204...B-T: R-R...BORN: January 2, 1974, Honolulu, HI...RESIDES: Kailua, HI...EDUCATION: 1991 graduate Kailua HS; 1996 graduate Washington State U (Social Sciences)...MISC: Played Little League, American Legion ball...HOBBIES: Fishing, basketball, golf...OBTAINED: Phillies 30th round pick in June, 1995 draft...1995: 11-3, 2.76 ERA at Washington State...All Pac-10 Southern Conference...Began pro career at Batavia (A)...30 SO in 32.2 IP...1996: Allowed no earned runs in 14 consecutive games 7/3-8/17, picking up 13 saves...Led New York-Penn League in saves...Tied 2nd for most saves, among all minor leaguers in August, 9...2nd in Rolaids Relief Man Award points for NYPL...Opponents hit .200, lowest among Phillies minor leaguers...Tied 1st for saves, all short-season minor leaguers...1997: Led Piedmont (A) in saves...Winter ball: Hilo (HI)...1998: Began season at Clearwater (A)...Picked up 15 saves in first 21 outings...Led all minor leaguers with 10 saves in April...Promoted to Reading (AA) 7/9; returned to Clearwater 7/31...2nd in Florida State League in saves; 4th in games...FSL All-Star, both in-season and post-season...Saves broke Clearwater's single-season record (Brian Stumpf, 26, 1996)...2nd in FSL for Rolaids Relief Man Award with 101 points, which ranked 4th in all minors...1999: Began season at Clearwater (A)...Promoted to Reading (AA) 6/20...Placed on DL 6/28 (strain, right rotator cuff)...Reinstated from DL 7/22...Placed back on DL 8/8 (torn right rotator cuff)...Season-ending surgery 9/13.

YEAR	CLUB	W-L	ERA	G	GS	CG	SHO	SV	IP	H	R	ER	HR	HB	BB	SO	WP	BK
1995	Batavia	2-0	3.58	18	0	0	0	0	32.2	34	16	13	3	3	5	30	2	1
1996	Batavia	1-2	1.93	25	0	0	0	20	28.0	21	7	6	2	1	7	24	2	0
1997	Piedmont	9-5	1.44	44	0	0	0	16	82.2	45	14	10	2	2	13	75	5	0
1998	Clearwater	4-3	2.64	53	0	0	0	33	64.2	63	25	19	3	4	16	49	3	1
	Reading	1-0	3.68	7	0	0	0	0	7.1	14	8	3	1	0	2	2	1	0
1999	Clearwater	3-1	1.15	33	0	0	0	7	47.0	36	11	6	2	2	10	37	3	0
	Reading	0-0	6.00	8	0	0	0	0	12.0	20	9	8	2	0	2	7	0	0

* League Leader

KEELIN, CHRISTOPHER... RHP...HT: 6-2; WT: 190...B-T: R-R...BORN: March 3, 1977, Garfield, N.J...RESIDES: Sussex, N.J...EDUCATION: Vernon Twp. HS (football, basketball, baseball); attended Montclair (NJ) State U...MISC: Played Little League, Babe Ruth, American Legion, A.C.B.L., Coastal Plains Leg. (NC) ball...HOBBIES: Fishing, watching movies...OBTAINED: Phillies 16th round pick in June, 1999 draft...1999: Made pro debut at Batavia (A)...Promoted to Piedmont (A) 8/21.

YEAR	CLUB	W-L	ERA	G	GS	CG	SHO	SV	IP	H	R	ER	HR	HB	BB	SO	WP	BK
1999	Batavia	1-0	5.06	14	0	0	0	0	21.1	19	18	12	2	5	16	27	3	1
	Piedmont	1-0	3.00	4	0	0	0	0	6.0	9	6	2	1	0	3	2	0	0

KERSHNER, JASON ASHLEY... LHP...HT: 6-2; WT: 165...B-T: L-L...BORN: December 19, 1976, Scottsdale, AZ...RESIDES: Scottsdale...EDUCATION: 1995 graduate Saguaro HS (Scottsdale)...MISC: Played Little League, Mickey Mantle, Sandy Koufax, Connie Mack ball...HOBBY: Listening to country music...OBTAINED: Phillies 12th round pick in June, 1995 draft...1995: Struck out 64 in 63.0 innings...1996: Led Piedmont (A) in wins...Tied 1st in South Atlantic League in starts with teammate David Coggin and 3 others...Florida Instructional League...1997: DL 5/28-7/3 (inflamed left elbow)...1999: Played at Reading (AA)...Led team in saves...Ranked 2nd in Eastern League in appearances...Held left-handed hitters to a .197 avg...Recorded a save in three consecutive games 9/1-4...Played for the Peoria Javelinas in the Arizona Fall League.

YEAR	CLUB	W-L	ERA	G	GS	CG	SHO	SV	IP	H	R	ER	HR	HB	BB	SO	WP	BK
1995	Martinsville	4-2	5.14	13	13	0	0	0	63.0	67	42	36	10	5	29	64	6	0
1996	Piedmont	11-9	3.75	28	#28	2	1	0	168.0	154	81	70	12	3	59	156	12	1
1997	Clearwater	5-10	3.90	22	16	0	0	1	99.1	113	49	43	9	4	21	51	2	0
1998	Clearwater	3-3	4.01	41	8	0	0	3	94.1	108	57	42	8	6	25	85	8	0
1999	Reading	4-4	5.73	57	2	0	0	8	92.2	99	67	59	14	5	40	86	5	0

#Tied for League Lead

KILL, HARRY JAMES III (Skip)... OF...HT: 6-0; WT: 172...B-T: R-R...BORN: April 10, 1974, Loweville, N.Y...RESIDES: Santa Clara, CA...EDUCATION: 1992 graduate Merced HS (CA), where he was all-state, 1992; attended Merced JC, Cal State-Fullerton...MISC: Played Little League, American Legion ball...HOBBIES: Golf, fishing, surfing, snow skiing...OBTAINED: Phillies 27th round pick in June, 1996 draft...1997: DL 6/8-7/2 (fractured right ring finger)...1999: Played at Clearwater (A)...Hit safely in 15 straight games 5/1-5/15 (.411, 23-56)...Reached base in 34 consecutive games 4/16-5/19...Led Florida State League in on-base % (.436); finished 2nd in slugging % (.538), 4th in SB % (.826)...Missed the month of June with left AC joint injury...Placed on DL 7/8 (sprained left AC joint)...Reinstated from DL 7/27...Named Phillies Organizational Player of the Month for May (.328, 38-for-116, 7 HR, 18 RBI)...Named FSL All-Star...Led team in SB...Hit grand slam, 4/20 vs Daytona...Connected for 2 HR, 5/24 vs Vero Beach (3-4, 3B, 5 RBI, 4 R).

YEAR	CLUB	AVG	G	AB	R	H	2B	3B	HR	RBI	SH	SF	HP	BB	SO	SB	CS	E
1997	Piedmont	.226	82	261	48	59	15	3	7	34	3	3	13	35	74	13	2	0
1998	Clearwater	.275	116	397	90	109	31	3	14	70	6	4	5	70	109	23	6	4
1999	Clearwater	.296	86	305	74	91	15	8	14	55	5	3	7	70	101	24	4	2

KNOLL, RANDY GEORGE... RHP...HT: 6-4; WT: 190...B-T: R-R...BORN: March 21, 1977, Corona, CA...RESIDES: Tampa, FL...EDUCATION: 1995 graduate Corona HS...OBTAINED: Phillies 3rd round pick in June, 1995 draft...1995: Winless in 17.1 innings...1996: Began season at Piedmont (A)...Threw 6 wild pitches, 4/7 vs Greensboro...Struck out 7 in a row 5/3 vs Delmarva in 13 SO, 3-0 win...Led staff in ERA...2nd in South Atlantic League in ERA, 5th in opp. average, starters...203...SAL All-Star (in-season)...Shutouts tied for SAL and Phillies minors high with teammate David Coggin...Selected as pitcher with best control by SAL managers...Promoted to Clearwater (A) 8/7...1-0 in the playoffs, 0.60 ERA, 15 IP, 16 SO...Led all Phillies minor leaguers in innings, ERA and opponents average, among starters (.206)...4th in all minors in ERA; tied 2nd all minors in shutouts...8th in all minors, opponents average...4th in ERA among all Class A pitchers (2.20)...1997: DL 4/3-13 (lower back strain) and 5/6-rest of season (inflamed right shoulder)...1998: DL 4/6-5/29 (right shoulder surgery); 6/17-7/9 (bursitis right shoulder); 7/20-rest of season (impingement right shoulder)...Surgery 8/11 (shoulder reconstruction)...1999: Missed entire season due to injury.

YEAR	CLUB	W-L	ERA	G	GS	CG	SHO	SV	IP	H	R	ER	HR	HB	BB	SO	WP	BK
1995	Martinsville	0-3	8.83	6	6	0	0	0	17.1	21	18	17	1	0	9	22	8	0
1996	Piedmont	10-7	2.09	22	22	3	#3	0	151.0	111	48	35	7	6	31	144	20	2
	Clearwater	1-0	3.05	4	4	0	0	0	20.2	17	8	7	2	0	2	19	0	0
1997	Clearwater	1-2	4.45	5	5	0	0	0	30.1	33	18	15	0	2	7	20	3	1
1998	Clearwater	1-3	6.20	5	5	0	0	0	20.1	31	17	14	6	0	11	14	1	0

1999 (Injured - Did not play)

#Tied for League Lead

KNUPFER, JASON LEWIS...SS...HT: 6-0; WT: 185...**B-T:** R-R...**BORN:** September 21, 1974, Redwood City, CA...**RESIDES:** Redwood City...**EDUCATION:** 1992 graduate Woodside HS (Redwood City); attended Canada JC (CA), California State U-Long Beach...**MISC:** Played Little League, Babe Ruth, American Legion ball...**HOB-BIES:** Fishing, golf...**OBTAINED:** Phillies 13th round pick in June, 1996 draft...1996: Tied 1st, Big West Conference in hitting...339; All-Big West Conference...Began pro career at Batavia (A)...Florida Instructional League...1997: DL 4/21-5/22 (fractured right wrist)...1998: Played entire year at Reading (AA) at 2B (54), 3B (2), DH (3)...DL 5/10-6/26 (strained right hamstring)...1999: Played at Clearwater (A)...Placed on DL 4/30 (torn left ACL)...Season-ending surgery 6/8.

YEAR	CLUB	AVG	G	AB	R	H	2B	3B	HR	RBI	SH	SF	HP	BB	SO	SB	CS	E
1996	Batavia	.280	66	218	32	61	5	1	1	24	3	2	4	25	43	5	5	16
1997	Clearwater	.258	108	365	56	94	15	0	1	40	7	5	4	49	70	5	8	26
1998	Reading	.218	63	193	27	42	7	2	0	15	4	4	3	27	46	2	1	6
1999	Clearwater	.289	15	45	13	13	2	0	0	3	3	0	0	12	5	1	0	4

KUBES, GREGORY JOE (Greg)...*(pronounced KU-bess)*...**LHP**...HT: 6-6; WT: 205...**B-T:** R-L...**BORN:** November 10, 1976, Wharton, TX...**RESIDES:** East Bernard, TX...**EDUCATION:** 1995 graduate East Bernard ISD HS; attended Sam Houston State U...**MISC:** Cousin, Dave Palvas, played in Montreal Expos system...Played Little League, Babe Ruth ball...**HOB-BIES:** Fishing, hunting, water sports...**OBTAINED:** Phillies 14th round pick in June, 1998 draft...1997: 9-3, 3.44 ERA at Sam Houston State...All-Southland Conference...Conference's Pitcher of the Year...1998: Made pro debut at Batavia (A)...Won first 4 decisions...New York-Penn League All-Star, 2nd team...Florida Instructional League...1999: Pitched at Piedmont (A)...5th in ERA and tied 1st in South Atlantic League in CG with teammate Derrick Turnbow...Led team in games started and innings pitched...Posted 5 straight wins 4/26-5/24...Struck out 7 or more 12 times...Recorded 12 strikeouts 5/24 vs Savannah (9 IP) 7 H, 1 R, 1 ER, 1 BB)...Named to SAL All-Star team...FIL.

YEAR	CLUB	W-L	ERA	G	GS	CG	SHO	SV	IP	H	R	ER	HR	HB	BB	SO	WP	BK
1998	Batavia	7-3	3.23	15	12	0	0	0	75.1	72	33	27	1	0	23	79	4	3
1999	Piedmont	11-12	2.62	27	27	4	0	0	164.2	162	65	48	4	3	47	147	4	0

LANTIGUA, HECTOR HOLGUIN...**INF**...HT: 5-10; WT: 160...**B-T:** R-R...**BORN:** October 2, 1960, La Vega, DR...**RESIDES:** La Vega...**EDUCATION:** Escuela Padra Lamarche...**OBTAINED:** Signed as an amateur free agent 11/14/96...1999: Made pro debut with La Vega Phillies.

YEAR	CLUB	AVG	G	AB	R	H	2B	3B	HR	RBI	SH	SF	HP	BB	SO	SB	CS	E
1999	Phillies, DSL	.294	59	204	36	60	13	3	4	34	1	2	9	18	12	6	5	20

LAWSON, JARROD MICHAEL...**RHP**...HT: 6-4; WT: 195...**B-T:** R-R...**BORN:** April 2, 1979, Farmington, MO...**RESIDES:** Potosi, MO...**EDUCATION:** 1998 graduate of Potosi HS, where he played basketball, football and baseball...**MISC:** Played Little League, Babe Ruth, American Legion ball...**HOB-BY:** Golfing...**OBTAINED:** Phillies 7th round pick in June, 1998 draft...1998: Made pro debut at Martinsville (R)...Florida Instructional League...1999: Played at Batavia (A)...Placed on DL 7/27 (inflammation, right shoulder)...Surgery 8/2 (SLAP repair and capsular shrinkage).

YEAR	CLUB	W-L	ERA	G	GS	CG	SHO	SV	IP	H	R	ER	HR	HB	BB	SO	WP	BK
1998	Martinsville	4-3	4.04	13	13	0	0	0	62.1	65	40	28	3	4	26	38	1	3
1999	Batavia	0-4	8.31	4	4	0	0	0	17.1	27	19	16	2	1	12	11	9	0

LEGETTE, RICHARD ALLEN...**RHP**...HT: 6-2; WT: 210...**B-T:** L-R...**BORN:** February 6, 1981, Charleston, SC...**RESIDES:** Summerville, SC...**EDUCATION:** Stratford HS (SC), played baseball, football...**MISC:** Played Little League, Babe Ruth, Connie Mack, and American Legion ball...**OBTAINED:** Phillies 11th round pick in June, 1999 draft...1999: Made pro debut with Gulf Coast Phillies (R).

YEAR	CLUB	W-L	ERA	G	GS	CG	SHO	SV	IP	H	R	ER	HR	HB	BB	SO	WP	BK
1999	Phillies, GCL	2-1	7.26	12	6	0	0	1	31.0	34	26	25	2	0	23	23	2	1

MACHADO, ANDERSON JAVIER...**INF**...HT: 5-11; WT: 165...**B-T:** S-R...**BORN:** January 25, 1981, Caracas, VZ...**RESIDES:** Caracas...**EDUCATION:** 1997 graduate Liceo De Aplicacion HS, played baseball and basketball...**OBTAINED:** Signed as an amateur free agent 1/14/98...1999: Began season with Gulf Coast Phillies (R)...Batted .350 through first 20 games...Tied 1st in GCL in sacrifice hits...Promoted to Clearwater (A) 7/9...Sent back to GC Phillies 7/12...Promoted to Piedmont 8/14...Florida Instructional League.

YEAR	CLUB	AVG	G	AB	R	H	2B	3B	HR	RBI	SH	SF	HP	BB	SO	SB	CS	E
1998	Phillies, DSL	.201	68	215	26	44	7	0	0	17	2	1	6	30	44	4	6	—
1999	Phillies, GCL	.259	43	143	26	37	6	3	2	12	7	1	2	15	38	6	3	8
	Clearwater	.000	1	2	0	0	0	0	0	0	0	0	0	1	0	0	0	0
	Piedmont	.233	20	60	7	14	4	2	0	7	1	0	1	7	20	2	1	5

MACHI, JEAN MANUEL...**RHP**...HT: 6-0; WT: 160...**B-T:** R-R...**BORN:** February 1, 1983, El Tigre Anzotegui, VZ...**RESIDES:** Valle De La Pasqua, Guarico, VZ...**EDUCATION:** Liceo Jose Rafael Revenga HS...**OBTAINED:** Signed as an amateur free agent 2/1/99 for the 2000 season.

MADSON, RYAN MICHAEL...**RHP**...HT: 6-6; WT: 180...**B-T:** L-R...**BORN:** August 28, 1980, Long Beach, CA...**RESIDES:** Moreno Valley, CA...**EDUCATION:** 1998 graduate Valley View (Moreno County) HS with a 3.5 GPA...**MISC:** Played Pony League ball...Uncle, Steve Barr, was in Boston Red Sox and Texas Rangers systems from 1969-1975...**OBTAINED:** Phillies 9th round pick in June, 1998 draft...1998: Made pro debut at Martinsville (R)...Florida Instructional League...1999: Pitched at Batavia (A)...Led all Phillies short-season minor leaguers in innings, strikeouts...Named Phillies 10th-best prospect by *Baseball America*...FIL.

YEAR	CLUB	W-L	ERA	G	GS	CG	SHO	SV	IP	H	R	ER	HR	HB	BB	SO	WP	BK
1998	Martinsville	3-3	4.83	12	10	0	0	0	54.0	57	38	29	5	2	20	52	9	1
1999	Batavia	5-5	4.72	15	15	0	0	0	87.2	80	51	46	5	10	43	75	10	0

MARIN, DIOMAR RAMON...**RHP**...HT: 6-3; WT: 185...**B-T:** R-R...**BORN:** January 3, 1983, San Felix, Bolivar, VZ...**RESIDES:** Maturin, Monagas, VZ...**EDUCATION:** Liceo Jose Silverio Gonzalez, VZ...**OBTAINED:** Signed as an amateur free agent 8/9/99 for the 2000 season.

MATA, AMBIBORIS...OF...HT: 6-2; WT: 175...B-T: R-R...BORN: December 21, 1981, Esperanza, DR...RESIDES: San Pedro de Macoris, DR...EDUCATION: Liceo Ana Josefa Puello HS...OBTAINED: Signed as an amateur free agent 3/24/99...1999: Made pro debut with La Vega Phillies.

YEAR	CLUB	AVG	G	AB	R	H	2B	3B	HR	RBI	SH	SF	HP	BB	SO	SB	CS	E
1999	Phillies, DSL	.221	48	145	22	32	9	0	2	22	0	1	4	11	35	4	8	4

MATEO, NATANAEL FULGENCIO...RHP...HT: 6-1; WT: 160...B-T: R-R...BORN: December 16, 1961, Hato Mayor, DR...RESIDES: Hato Mayor...EDUCATION: Liceo Vespertino Yenia Buena HS...OBTAINED: Signed as an amateur free agent 11/7/98...1999: Made pro debut with La Vega Phillies.

YEAR	CLUB	W-L	ERA	G	GS	CG	SHO	SV	IP	H	R	ER	HR	HB	BB	SO	WP	BK
1999	Phillies, DSL	0-0	3.48	6	1	0	0	0	10.1	13	12	4	1	3	3	7	3	0

MATEO, SAMUEL HEREDIA...INF...HT: 6-0; WT: 163...B-T: S-R...BORN: April 7, 1982, Azua, DR...RESIDES: Azua...OBTAINED: Signed as an amateur free agent 5/27/99...1999: Made pro debut with La Vega Phillies.

YEAR	CLUB	AVG	G	AB	R	H	2B	3B	HR	RBI	SH	SF	HP	BB	SO	SB	CS	E
1999	Phillies, DSL	.207	36	92	11	19	1	2	1	10	2	0	3	9	22	3	1	11

MATOS, ANEDYS...RHP...HT: 6-0; WT: 165...B-T: R-R...BORN: July 2, 1999, Azua, DR...RESIDES: Azua...OBTAINED: Signed as an amateur free agent 7/2/99 for the 2000 season.

MC ARTHUR, JOE KENNON...C...HT: 6-3; WT: 196...B-T: S-R...BORN: October 23, 1979, Birmingham, AL...RESIDES: Sylacauga, AL...EDUCATION: 1996 graduate Sylacauga HS (National Honor Society)...MISC: Father, Joe McArthur, played in Cleveland Indians and Detroit Tigers systems from 1969-1971...Played Little League, Babe Ruth ball...HOBBIES: Working out, playing other sports...OBTAINED: Phillies 5th round pick in June, 1998 draft...1998: Made pro debut in Martinsville (R)...Florida Instructional League...1999: Played at Batavia (A)...Placed on DL 6/30 (separated/inflamed right shoulder)...Reinstated from DL 7/27.

YEAR	CLUB	AVG	G	AB	R	H	2B	3B	HR	RBI	SH	SF	HP	BB	SO	SB	CS	E
1998	Martinsville	.214	38	126	18	27	2	2	5	17	1	2	6	8	56	0	0	10
1999	Batavia	.194	31	103	13	20	10	0	2	4	0	0	4	5	31	0	0	7

MC NAMARA, JAMES RUSSELL (Rusty)...INF...HT: 5-9; WT: 190...B-T: R-R...BORN: January 23, 1975, West Covina, CA...RESIDES: Riverside, CA...EDUCATION: 1993 graduate Riverside Poly, 4-year honor roll student; attended Riverside CC, Oklahoma State U...MISC: Played Little League ball...OBTAINED: Phillies 21st round pick in June, 1997 draft...1996: Hit .362, 19 HR, 89 RBI at OSU...1997: Hit .387 and led OSU in HR (24), RBI (93)...Fifth in NCAA in hits (109); 8th in total bases (216)...Led Conference in RBI...First person in Big 12 history to play all 9 positions in a game...Baseball America: All-American (3B), 1st team; All-Big 12, 1st team; Big 12 Academic team...OSU career leader in HBP (61); 2nd to Pete Incaviglia, total bases, season (285-216)...Made pro debut at Batavia (A)...Hit .409 in the playoffs...Led all Phillies short-season minor leaguers in runs and RBI...3rd in New York-Penn League in at bats and hits...NYPL All-Star (utility)...Florida Instructional League...1998: Games at Clearwater (A): 3B (121), 2B (7), DH (5), OF (1)...Had 2-HR game, 5/28 at Lakeland and 5-RBI game 9/2 at Ft. Myers...Phillies Minor League Player of the Month (May)...386, 42 H, 3 HR, 29 RBI...Had two 10-game hit streaks and a pair of 5-hit games...Florida State League All-Star, in-season...Tied for 2nd in FSL in doubles and at bats; 3rd in RBI...154 hits broke Clearwater's single-season record (Ron Jones, 153, 1986) and 94 RBI broke club record (Jeff Key, 87, 1997)...1999: Played 4 positions at Clearwater 1B, 3B, OF, DH...Put together hit streaks of 9, 10 and 11 games...27 multi-hit games...Batted .400 in May; (48-120) collected 2 or more hits in 16 of 32 games...Batted .304 with runners in scoring position...FSL All-Star, in-season...Promoted to Reading (AA) 6/21...Played 5 positions: 1B, 2B, 3B, OF, DH...1st AA hit, 6/28 vs Trenton...Combined totals: 293 (132-451), 21 2B, 3 3B, 8 HR, 63 RBI.

YEAR	CLUB	AVG	G	AB	R	H	2B	3B	HR	RBI	SH	SF	HP	BB	SO	SB	CS	E
1997	Batavia	.312	72	295	55	92	17	0	6	54	0	6	10	15	33	3	3	19
1998	Clearwater	.291	134	529	78	154	36	1	9	94	3	9	14	23	44	14	7	43
1999	Clearwater	.321	89	274	40	88	12	2	3	43	2	2	9	29	22	5	3	16
	Reading	.249	50	177	26	44	9	1	5	20	4	0	4	17	22	0	2	6

MEDINA, CECILIO...RHP...HT: 5-11; WT: 170...B-T: R-R...BORN: March 22, 1980, Sanchez, DR...RESIDES: Sabana De La Mar, DR...EDUCATION: Liceo Abigail Mejia HS...OBTAINED: Signed as an amateur free agent 8/7/97...1998: Made pro debut with La Vega Phillies.

YEAR	CLUB	W-L	ERA	G	GS	CG	SHO	SV	IP	H	R	ER	HR	HB	BB	SO	WP	BK
1998	Phillies, DSL	0-0	5.71	10	0	0	0	2	17.1	17	13	11	—	—	12	7	—	—
1999	Phillies, DSL	4-1	2.41	15	2	0	0	0	41.0	33	16	11	1	1	12	26	4	0

MERHOFF, AARON KAMATH...OF...HT: 6-2; WT: 220...B-T: R-R...BORN: November 11, 1975, Portland, OR...RESIDES: Klamath, OR...EDUCATION: 1994 graduate Klamath Union HS (football, baseball, basketball); 1999 graduate Texas Lutheran U...MISC: Played Little League, Babe Ruth, American Legion ball...Two-time NAIA All-American, and Academic All-American...HOBBIES: Hunting, fishing, outdoors...OBTAINED: Phillies 21st round pick in June, 1999 draft...1999: Made pro debut at Batavia (A).

YEAR	CLUB	AVG	G	AB	R	H	2B	3B	HR	RBI	SH	SF	HP	BB	SO	SB	CS	E
1999	Batavia	.137	16	51	3	7	2	1	0	6	0	0	0	6	16	0	0	0

MEZA, JOEL RAMON...RHP...HT: 6-0; WT: 170...B-T: R-R...BORN: October 15, 1982, Barquisimeto, Lara, VZ...RESIDES: Barquisimeto, Lara...EDUCATION: Liceo Rafael Villavicencio HS...OBTAINED: Signed as an amateur free agent 11/15/99 for the 2000 season.

MICHAELS, JASON DREW...OF...HT: 6-0; WT: 204...B-T: R-R...BORN: May 4, 1976, Tampa, FL...RESIDES: Tampa...EDUCATION: 1994 graduate Tampa Jesuit HS; 1996 graduate of Okaloosa-Walton JC (AA); attended U of Miami...MISC: Grandfather, John Michaels, played in the Cincinnati system in the 1930's...Played Little League, American Legion ball...HOBBIES: Working out, playing other sports...OBTAINED: Phillies 4th round pick in June, 1998 draft; previously drafted by San Diego, 49th, 1994; Tampa Bay, 44th, 1996; St. Louis, 15th, 1997...College: In 1998, second at U of Miami in HR (19), RBI (65) while batting .384; hit .500, 2 HR, 5 RBI in Atlantic Regional and 273 in College World Series...In 1997, led Miami in hitting (.411), RBI (89), doubles (32), total bases (189), extra-base hits (50)...Set Miami single-season record in doubles...Tied for 2nd in doubles in NCAA...Led outfielders with 10 assists...Most Outstanding Player in Atlantic Regional, .375, 2 HR, 11 RBI; College World Series, .412, 1 HR, 2 RBI...In 1996: Junior College, .421, 9 HR, 45 RBI; year before, .321, 8 HR, 45 RBI...High School: Hit .411 as a senior, .421 as a junior and 444 in 10 games as a sophomore...Attended same school as Lou Piniella, Dave Magadan, Brad Radke...1998: Made pro debut at Batavia (A)...Hit .083, no HR, RBI in 6 June games and ended as Phillies Minor League Player of the Month (August), .321, 11 HR, 34 RBI...Had two 2-HR games and a 5-RBI game, all in August...Tied 3rd in New York-Penn League in homers; 5th in RBI; 2nd in HR ratio/AB (1/21.36)...Florida Instructional League...1999: Played at Clearwater (A)...Among Florida State League leaders in 3 categories: tied 7th hitting, tied 4th runs and 5th in on-base % (.396)...Tallied 38 multi-hit games...Reached base safely in 22 consecutive games 6/10-7/8...Hit .320 for August (.33-.103)...Shut down 7/18 (right shoulder inflammation)...Returned to lineup 8/3 and DH'd for rest of season...Collected 4 hits in a game 4 times: 4/10 (vs Sarasota), 5/7 (vs Tampa Bay), 6/27 (vs Brevard), 8/31 (vs Dunedin)...

YEAR	CLUB	AVG	G	AB	R	H	2B	3B	HR	RBI	SH	SF	HP	BB	SO	SB	CS	E
1998	Batavia	.268	67	235	45	63	14	3	11	49	0	2	4	40	69	4	2	5
1999	Clearwater	.305	122	452	91	138	31	6	14	65	1	5	3	68	103	10	7	1

MONTERO, FRANCISCO...RHP...HT: 6-2; WT: 165...B-T: R-R...BORN: January 6, 1976, Barahona, DR...RESIDES: Santo Domingo, DR...OBTAINED: Signed as an amateur free agent 2/3/94...1997: Florida Instructional League...1998: 1st in South Atlantic League, BB/9 IP ratio (1.12)...1999: Pitched at Piedmont (A)...Allowed 1 ER in first 9 appearances (0.47 ERA, 19.1 innings).

YEAR	CLUB	W-L	ERA	G	GS	CG	SHO	SV	IP	H	R	ER	HR	HB	BB	SO	WP	BK
1994	Phillies, DSL	0-4	7.45	12	5	0	0	0	29.0	38	30	24	2	0	14	10	2	4
1995	Phillies, DSL	4-2	3.69	29	0	0	0	2	53.2	50	26	22	0	8	29	34	1	1
1996	Martinsville	0-2	6.46	21	0	0	0	0	39.0	58	38	28	5	7	18	28	4	0
1997	Martinsville	3-5	4.09	14	14	0	0	0	77.0	79	49	35	4	3	22	47	2	1
1998	Piedmont	5-8	4.05	20	20	1	0	0	120.0	145	68	54	13	7	15	68	3	0
1999	Piedmont	4-3	3.05	25	9	0	0	0	85.2	84	48	29	13	2	20	70	2	0

MORALES, ENIO RAFAEL...3B...HT: 5-10; WT: 175...B-T: R-R...BORN: June 17, 1981, Acarigua, VZ...RESIDES: Coro, VZ...EDUCATION: U.E. Rafael Calles Sierra HS...OBTAINED: Signed as an amateur free agent 5/12/99...1999: Made pro debut with La Victoria Phillies in the Venezuelan Summer League.

YEAR	CLUB	AVG	G	AB	R	H	2B	3B	HR	RBI	SH	SF	HP	BB	SO	SB	CS	E
1999	Phillies, VSL	.270	48	174	22	47	9	1	1	20	2	0	1	6	15	7	0	—

MUTHIG, DEAN JOSEPH...3B...HT: 5-11; WT: 205...B-T: R-R...BORN: August 24, 1977, Clintonville, WI...RESIDES: Embarrass, WI...EDUCATION: 1995 graduate of Clintonville HS (baseball, basketball, football); Carthage College (WI)...MISC: Played Little League and American Legion ball...HOBBIES: Sports...OBTAINED: Phillies 33rd round pick in June, 1999 draft...1999: Made pro debut at Batavia (A).

YEAR	CLUB	AVG	G	AB	R	H	2B	3B	HR	RBI	SH	SF	HP	BB	SO	SB	CS	E
1999	Batavia	.262	31	107	156	28	7	2	1	18	0	3	0	4	28	1	0	1

MYERS, BRETT...RHP...HT: 6-4; WT: 215...B-T: R-R...BORN: August 17, 1980, Jacksonville, FL...RESIDES: Jacksonville...EDUCATION: 1999 graduate of Englewood (FL) HS...OBTAINED: Phillies 1st round pick (12th overall) in June, 1999 draft...1999: Senior year was 8-2 with 0.80 ERA, in 78 innings he allowed 25 hits, walked 34 and struck out 131...Made pro debut with Gulf Coast Phillies (R)...Recorded 1st win 8/7 vs GCL Yankees...Opposing batters hit just .177 against him...Named Phillies 3rd-best prospect by Baseball America...Florida Instructional League.

YEAR	CLUB	W-L	ERA	G	GS	CG	SHO	SV	IP	H	R	ER	HR	HB	BB	SO	WP	BK
1999	Phillies, GCL	2-1	2.33	7	5	0	0	0	27.0	17	8	7	0	2	7	30	2	0

NUNEZ, FRANKLIN...RHP...HT: 6-0; WT: 175...B-T: R-R...BORN: January 18, 1977, Nagua, DR...RESIDES: Rincon, DR...EDUCATION: Escuela Cano Abajo HS...OBTAINED: Signed as an amateur free agent 6/20/98; originally signed by Dodgers in 1994 and released in 1996, did not play 1996-97...1998: began season at Martinsville (R)...Florida Instructional League...1999: Played at Piedmont (A)...Struck out 8 or more in 6 of 13 starts...Struck out 10 in a game, 3 times...Placed on DL 7/13 and shut down for rest of season (sore right shoulder)...Led all Phillies minor leaguers in strikeouts at time of injury (88)...FIL for 2nd straight year...Pitched for S.P. de Macons in the Dominican Winter League.

YEAR	CLUB	W-L	ERA	G	GS	CG	SHO	SV	IP	H	R	ER	HR	HB	BB	SO	WP	BK
1995	Dodgers, DSL	1-0	7.36	12	1	0	0	0	22.0	27	25	18	0	3	20	17	2	0
1998	Martinsville	2-2	2.49	6	4	0	0	0	25.1	23	10	7	0	2	8	19	2	3
1998	Phillies, DSL	0-2	2.8	5	5	1	0	0	33.0	23	14	8	1	0	14	37	3	1
1999	Piedmont	4-8	3.39	13	13	1	0	0	77.0	69	39	29	4	6	25	88	2	1

NYE, RYAN CRAIG...RHP...HT: 6-2; WT: 212...B-T: R-R...BORN: June 24, 1973, Bixby, MS...RESIDES: Fort Smith, AR...EDUCATION: 1991 graduate of Cameron HS; attended Westark CC and Texas Tech U...MISC: Played Little League, Babe Ruth, and American Legion ball...HOBBIES: Hunting, fishing, golf...OBTAINED: Phillies 2nd round pick in June, 1994 draft...1994: Selected by Phillies in 2nd round of June draft...Began pro career at Batavia (A)...Struck out 12, 7/27 vs Ulica...Tied for 5th in New York-Penn League in wins; 7th in ERA...Opponents average (.185) was lowest in NYPL...Phillies Pitcher of Month for August, 2-0, 1.89 ERA, 32 SO...1995: Named Phillies 9th-best prospect by Baseball America...Finished 2nd in Florida State League in complete games; 3rd in wins and innings...7-1 in last 9 starts, including 4-0, 1.84 in final 4...1996: Began season at Reading (AA)...Eastern League and Phillies Minor League Pitcher of the Week, 6/3-9...5-0, 1.88 ERA in 8 starts, 5/17-6/19...Struck out 10 or more in 3 straight starts...Was leading EL in wins (8) and strikeouts (90), when promoted to Scranton (AAA), 6/23...Phillies Minor League Pitcher of the Month for June, 4-0, 1.52 ERA, 5 BB, 39 SO in 4 starts for Reading...He and Matt Beech led all Phillies minor leaguers in wins (13)...3-0, 3.73 ERA in last 5 Scranton starts...1997: Spent majority of season with Scranton (AAA)...Finished 2nd on staff in strikeouts (85) and starts (17), and 3rd in innings (109.1)...Threw a season-high 8.0 innings twice, 4/8 vs Norwich and 5/22 vs Columbus...Missed a start, 4/15, due to an intestinal virus and a start, 5/16, with a twisted ankle...Struck out a season-high 7, 4 times...After 9 starts, recalled by Phillies, 6/7...Lost ML debut and 1st ML start, 6/7 at PIT (3.2 IP)...Fared much better in 2nd ML start, 6/14 vs TOR, throwing career-high 7.0 innings, but still lost 3-2...Moved to bullpen, 6/17...Left 2nd relief appearance, 6/22 vs ATL, with strained abdominal muscle...On DL, 6/23-7/18...Optioned to Scranton, 7/18...Threw 6 or more innings in each of his last 6 starts...1998: Began season at Scranton (AAA), where he made 5 starts, 1-3, 3.38

(NYE CONTINUED)

ERA...Threw 7.0 innings in 3 of the 5 starts (6.2 and 4.1 in the others)...Walked 9 and struck out 24...Had contract purchased by the Phillies, 5/9 to replace Garrett Stephenson...Made one app, 5/13 at LA (1.0 IP, 3 ER)...Optioned back to Scranton, 5/14...Struck out a season-high 10, 6/3 at Columbus...On DL with strained groin muscle, 7/4-28...Threw two 2-hit shutouts, 8/13 vs Toledo, 3-0 (2 BB, 7 SO) and 8/29 vs Ottawa, 6-0 (0 BB, 6 SO), earning International League Pitcher of the Week each time...Final 2 starts, and 3 of last 5, were complete-game efforts...Finished tied for 8th among all Triple-A pitchers with 3 complete games, tied for 1st with 2 shutouts...Finished tied for 2nd on staff in wins and strikeouts (118); 3rd in starts and innings...Played winter ball for Caguas, PR, 2-2, 3.34 ERA in 5 starts...1999: Pitched at Scranton...Made 4 starts before being placed on DL 4/29 (right shoulder inflammation)...Reinstated from DL 6/16...Made 4 appearances out of the bullpen before rejoining the starting rotation 7/3...Placed back on DL 8/3 (right shoulder inflammation)...Had season-ending surgery 8/13.

YEAR	CLUB	W-L	ERA	G	GS	CG	SHO	SV	IP	H	R	ER	HR	HB	BB	SO	WP	BK
1994	Batavia	7-2	2.64	13	12	1	0	0	71.2	84	27	21	3	6	15	71	2	1
1995	Clearwater	12-7	3.40	27	27	5	1	0	167.0	164	71	63	8	6	33	116	4	3
1996	Reading	8-2	3.84	14	14	0	0	0	86.2	76	41	37	9	6	30	90	3	1
	Scranton	5-2	5.02	14	14	0	0	0	80.2	97	52	45	10	3	30	51	1	1
1997	Scranton	4-10	5.52	17	17	0	0	0	109.1	117	70	67	20	2	32	85	2	1
	PHILLIES	0-2	8.25	4	2	0	0	0	12.0	20	11	11	2	2	9	7	0	0
1998	Scranton	9-6	4.05	23	22	3	#2	0	140.0	139	73	63	8	7	49	118	7	2
	PHILLIES	0-0	27.00	1	0	0	0	0	1.0	3	3	3	1	0	0	3	0	0
1999	Scranton	5-4	5.10	14	10	0	0	0	65.1	69	41	37	8	2	20	63	2	0
ML	TOTALS	0-2	9.69	5	2	0	0	0	13.0	23	14	14	3	2	9	10	0	0

Tied for League Lead

OBERTO, ORLANDO JUNIOR...LHP...HT: 6-1; WT: 165...B-T: L-L...BORN: December 30, 1981, Barquisimeto, Lara, VZ...**RESIDES:** Sarare Lara, VZ...**EDUCATION:** Monsenor Salvador Montes De Oca HS...**OBTAINED:** Signed as an amateur free agent 10/13/98...1999: Made pro debut in the Venezuelan Summer League.

YEAR	CLUB	W-L	ERA	G	GS	CG	SHO	SV	IP	H	R	ER	HR	HB	BB	SO	WP	BK
1999	Phillies, VSL	4-1	3.63	23	0	0	0	4	39.2	—	16	16	5	3	21	44	6	0

OETTING, TODD...C...HT: 6-2; WT: 200...B-T: R-R...BORN: December 4, 1980, Jefferson City, MO...**RESIDES:** Jefferson City...**EDUCATION:** 1999 graduate of Jefferson City HS...**MISC:** Played Little League, Babe Ruth, American Legion ball...Tom Henke, cousin, played pro ball with Toronto and St. Louis...**HOBBIES:** Basketball...**OBTAINED:** Phillies 41st round pick in June, 1999 draft...1999: Played in Florida Instructional League.

O'NEILL, DANIEL...OF...HT: 6-1; WT: 180...B-T: R-L...BORN: December 1, 1976, Urbana, IL...**RESIDES:** Champaign, IL...**EDUCATION:** 1995 graduate of Champaign Central HS (baseball, football); attended U of Illinois...**MISC:** Played Little League, American Legion ball...**OBTAINED:** Phillies 27th round pick in June, 1999 draft...1999: Made pro debut at Batavia (A).

YEAR	CLUB	AVG	G	AB	R	H	2B	3B	HR	RBI	SH	SF	HP	BB	SO	SB	CS	E
1999	Batavia	.189	34	106	11	20	2	0	1	8	1	0	1	14	27	7	2	2

OUTLAW, MARK ALLEN...LHP...HT: 5-11; WT: 180...B-T: L-L...BORN: January 2, 1977, Waco, TX...**RESIDES:** Waco...**EDUCATION:** Baylor (TX) University...**OBTAINED:** Phillies 15th round pick in June, 1999 draft...1999: Made pro debut in Batavia (A)...Allowed 5 runs (4 earned) in one inning of work in debut; only allowed 2 ER the rest of the season, 0.66 ERA...Did not allow a run in 10 straight appearances (14 innings) 6/23-7/25...Named New York-Penn League All-Star...Florida Instructional League.

YEAR	CLUB	W-L	ERA	G	GS	CG	SHO	SV	IP	H	R	ER	HR	HB	BB	SO	WP	BK
1999	Batavia	1-1	1.62	23	0	0	0	4	33.1	26	10	6	1	0	9	45	5	0

PADILLA, JORGE...OF...HT: 6-2; WT: 200...B-T: R-R...BORN: August 11, 1979, Rio Piedras, PR...**RESIDES:** Carolina, PR...**EDUCATION:** 1998 graduate Florida Air Academy (Melbourne, FL)...**OBTAINED:** Phillies 3rd round pick in June, 1998 draft...1998: Made pro debut at Martinsville (R)...Collected 4 hits (including 2B, HR), 6 RBI, 8/13 vs Danville...Hit safely in 13 of 14 games when he dislocated finger sliding into first base 8/17; didn't play rest of season...Florida Instructional League...1999: Began season at Piedmont (A)...Sent to Batavia 6/12 (A)...Went 5-5, 7/27 vs St. Catherine's (2 2B, HR, 2 RBI)...F.L.L...Played for Caguas in the Puerto Rican Winter League.

YEAR	CLUB	AVG	G	AB	R	H	2B	3B	HR	RBI	SH	SF	HP	BB	SO	SB	CS	E
1998	Martinsville	.358	23	90	10	32	3	0	5	25	3	1	4	4	24	2	0	2
1999	Piedmont	.208	44	168	13	35	10	1	3	17	0	1	4	5	44	0	0	3
	Batavia	.252	65	238	28	60	10	1	3	30	1	2	7	22	79	2	1	6

PAULINO, JOHAN MANUEL...RHP...HT: 5-11; WT: 154...B-T: R-R...BORN: September 6, 1982, Sabana G. De Palenque, DR...**RESIDES:** Sabana G. De Palenque...**OBTAINED:** Signed as an amateur free agent 7/2/99 for the 2000 season.

PAUTZ, BRAD M...RHP...HT: 6-3; WT: 190...B-T: R-R...BORN: January 3, 1977, Green Bay, WI...**RESIDES:** Reedsville, WI...**EDUCATION:** 1995 graduate Reedsville HS (football, baseball, basketball); attended U of Minnesota...**MISC:** Played Little League, American Legion ball...**HOBBIES:** Fishing...**OBTAINED:** Phillies 4th round pick in June, 1999 draft; previously drafted by Milwaukee 1995, Minnesota 1998...1999: Made pro debut in Batavia (A)...Led New York-Penn League in shutouts, tied 2nd in wins and complete games...Led all Phillies short-season minor leaguers in wins...Pitched 6 or more innings in 10 of 13 starts...Last 3 starts, 3-0 record, 0.88 ERA, 13 hits, 2 runs, 18 strikeouts in 20.1 innings...Pitched complete-game 2-hit shutout, 8/6 vs Williamsport...Florida Instructional League.

YEAR	CLUB	W-L	ERA	G	GS	CG	SHO	SV	IP	H	R	ER	HR	HB	BB	SO	WP	BK
1999	Batavia	8-4	4.06	13	13	2	2	0	77.2	77	37	35	4	1	30	58	4	1

* League Leader

PERDOMO, CARLOS JOSE...C...HT: 6-1; WT: 190...B-T: R-R...BORN: May 21, 1982, San Pedro de Macoris, DR...**RESIDES:** San Pedro de Macoris...**EDUCATION:** Liceo Gaston Fernando Deligre...**OBTAINED:** Signed as an amateur free agent 3/27/99...1999: Made pro debut with La Vega Phillies in the Dominican Summer League.

YEAR	CLUB	AVG	G	AB	R	H	2B	3B	HR	RBI	SH	SF	HP	BB	SO	SB	CS	E
1999	Phillies, DSL	.180	20	50	4	9	3	0	0	2	1	0	1	7	9	1	0	2

PEREZ, FRANKLIN LEONIDAS...RHP...HT: 6-2; WT: 175...B-T: R-R...BORN: June 10, 1981, Bani, DR...**RESIDES:** Bani...**OBTAINED:** Signed as an amateur free agent 12/11/97...**1998:** Made debut for La Vega Phillies in Dominican Summer League...**Florida Instructional League...1999:** Pitched with Gulf Coast Phillies (R).

YEAR	CLUB	W-L	ERA	G	GS	CG	SHO	SV	IP	H	R	ER	HR	HB	BB	SO	WP	BK
1998	Phillies, DSL	4-5	3.39	17	11	0	0	0	63.2	54	42	24	—	—	38	43	—	—
1999	Phillies, GCL	3-4	6.31	12	7	0	0	0	41.1	44	36	29	2	5	27	35	6	0

PIERCE, KIRK MARCUS...C...HT: 6-3; WT: 200...B-T: R-R...BORN: May 26, 1973, Scottsdale, AZ...**RESIDES:** Murietta, CA...**EDUCATION:** 1991 graduate of Westminster HS; attended Long Beach State U...**MISC:** Played Little League and American Legion ball...**HOBBIES:** Fishing, water sports, golf...**OBTAINED:** Phillies 9th round pick in June 1995 draft...**1995:** Began pro career at Batavia (A)...On DL, 8/7-30 (separated left shoulder)...**1996:** Spent entire season at Piedmont (A)...Suffered a sprained right knee early in the season...On DL, 4/9-5/23...Threw out 42% of base stealers...**1997:** On Clearwater (A) roster, but missed most of season after fracturing left leg in home plate collision...On DL, 5/8 through remainder of season...**1998:** Began season at Reading (AA)...Hit in season-high 7 straight, 4/21-5/2...**428...** Caught all 19 innings in 6-5 win, 6/14 vs Trenton...Went 4-4 on 7/3 at Harrisburg...On DL with a sprained ligament in his right elbow, 7/13-8/15...Threw out 33% (33-100) of base stealers...Promoted to Scranton (AAA), 9/2...Got 1st and only triple-A hit in final start, 9/5 vs Pawtucket...Threw out 2 of 6 base stealers (33.3%)...Finished with combined career-high totals in nearly every offensive category...**1999:** Played entire season at Reading...Drove in 5 runs, 4/20 vs Erie (2-4, HR)...Hit 2 doubles in 10th inning of 13-5 win, 5/13 vs Bowie...Placed on DL 7/1 (fractured right hand)...Reinstated from DL 7/24...Had pinch-hit game-winning single in the top of 9th, 7/25 vs Binghamton...Florida Instructional League.

YEAR	CLUB	AVG	G	AB	R	H	2B	3B	HR	RBI	SH	SF	HP	BB	SO	SB	CS	E
1995	Batavia	.218	30	101	18	22	5	1	0	7	1	0	6	10	23	0	0	5
1996	Piedmont	.253	67	198	22	50	12	0	2	28	1	2	12	22	43	0	1	5
1997	Clearwater	.265	24	68	9	18	1	1	1	5	1	0	3	3	13	0	0	1
1998	Reading	.253	80	265	31	67	12	0	6	29	2	1	4	41	63	0	0	8
	Scranton	.077	4	13	2	1	0	0	0	0	2	0	1	3	2	0	0	3
1999	Reading	.259	83	255	37	66	10	0	9	40	0	5	10	42	56	4	4	5

PILATO, JOHN CHRISTOPHER III (Chris)...RHP...HT: 6-3; WT: 170...B-T: R-R...BORN: September 8, 1977, Rochester, NY...**RESIDES:** Rochester...**EDUCATION:** 1995 graduate McQuaid Jesuit (Rochester) HS; attended Boston College, Villanova University...**MISC:** Played Little League, American Legion, Northeastern Collegiate ball...**HOBBIES:** Golf, guitar...**OBTAINED:** Phillies 16th round pick in June, 1998 draft...**College:** Began at Boston College, transferred to Villanova after 1996 season...**1997:** Junior; 4-3, 5.14 ERA; opponents hit .219...**1998:** Senior; 4-6, 7.60 ERA, 69 SO, 60 IP...Began pro career at Batavia (A)...**1999:** Began season at Batavia (A)...Promoted to Piedmont 8/9.

YEAR	CLUB	W-L	ERA	G	GS	CG	SHO	SV	IP	H	R	ER	HR	HB	BB	SO	WP	BK
1998	Batavia	4-4	4.12	19	12	0	0	3	67.2	57	34	31	5	3	28	63	8	0
1999	Batavia	0-0	4.50	11	0	0	0	0	14.0	15	8	7	0	3	9	18	7	1
	Piedmont	1-2	4.50	4	4	0	0	0	22.0	20	12	11	0	0	8	15	2	0

PUNTO, NICHOLAS PAUL (Nick)...SS...HT: 5-9; WT: 170...B-T: B-R...BORN: November 8, 1977, San Diego, CA...**RESIDES:** Mission Viejo, CA...**EDUCATION:** 1996 graduate Trabuco Hills HS (Mission Viejo); attended Saddleback CC...**MISC:** Played Little League, Babe Ruth, Connie Mack, American Legion ball; father, Lou Punto, was drafted by the Boston Red Sox organization...**HOBBIES:** Golf, weightlifting, ping pong...**OBTAINED:** Phillies 21st round pick in June, 1998 draft; previously drafted by Minnesota Twins, 33rd, 1997...**1998:** Made pro debut at Batavia (A)...4th in New York-Penn League in at bats; 5th in walks; led NYPL shortstops in double plays (45)...Led all Phillies short-season minor leaguers in games, at bats...Florida Instructional League...**1999:** Tied 7th, with teammate Jason Michaels, in Florida State League in hitting, 3rd in on-base %...Tallied 38 multi-hit games (12 games, 3 hits or more)...Twice named Phillies organizational Player of the Week...10-game hit streak 5/3-5/12...Collected 2 hits in 5 consecutive games...Surgery 7/20 (meniscus repair on left knee)...FIL.

YEAR	CLUB	AVG	G	AB	R	H	2B	3B	HR	RBI	SH	SF	HP	BB	SO	SB	CS	E
1998	Batavia	.247	72	279	51	69	9	4	1	20	0	1	1	42	48	19	7	27
1999	Clearwater	.305	106	400	65	122	18	6	1	48	3	5	3	67	53	16	6	24

RAMIREZ, ELIZARDO...RHP...HT: 6-0; WT: 145...B-T: R-R...BORN: January 28, 1983, Villa Mella, DR...**RESIDES:** Santo Domingo, DR...**EDUCATION:** Liceo Pedregal HS...**OBTAINED:** Signed as an amateur free agent 7/2/99 for the 2000 season.

RAMOS, FERNANDO ANTONIO...RHP...HT: 6-1; WT: 180...B-T: R-R...BORN: May 3, 1976, Moca, DR...**RESIDES:** Moca...**EDUCATION:** Attended 3ero Bach HS...**OBTAINED:** Signed as an amateur free agent 10/8/93...**1997:** 3rd in Appalachian League in saves, Rolands Relief Man Award (25 points) and opponents average, reliever, .143...**1998:** Florida Instructional League...**1999:** Played at Piedmont (A)...Established career highs in innings, appearances, and strikeouts...Played for Aguilas in the Dominican Winter League.

YEAR	CLUB	W-L	ERA	G	GS	CG	SHO	SV	IP	H	R	ER	HR	HB	BB	SO	WP	BK
1994	Phillies, DSL	3-5	4.79	16	8	0	0	0	62.0	68	36	33	6	0	25	36	5	3
1995	Phillies, DSL	2-5	6.27	15	8	0	0	0	56.0	75	49	39	4	6	16	31	5	0
1996	Phillies, DSL	1-1	3.06	15	0	0	0	3	17.2	13	14	6	0	0	13	14	2	0
1997	Martinsville	2-3	2.05	24	0	0	0	9	26.1	13	8	6	0	1	12	25	1	0
1998	Piedmont	3-2	3.35	26	0	0	0	2	48.1	41	19	18	4	0	12	53	1	0
1999	Piedmont	3-6	2.88	38	0	0	0	4	68.2	61	31	22	12	1	19	73	4	0

REYES, AMBIORIX...SS...HT: 5-11; WT: 166...B-T: S-R...BORN: February 6, 1979, Rancho Viejo, DR...**RESIDES:** La Vega, DR...**EDUCATION:** 1996 graduate Liceo Hector Garcia HS...**OBTAINED:** Signed as an amateur free agent 6/26/96...**1997:** Led La Vega Phillies in steals...Florida Instructional League...**1998:** FIL for 2nd straight year...**1999:** Played at Piedmont (A).

YEAR	CLUB	AVG	G	AB	R	H	2B	3B	HR	RBI	SH	SF	HP	BB	SO	SB	CS	E
1996	Phillies, DSL	.267	40	135	20	36	5	0	0	15	1	0	5	8	8	9	3	—
1997	Phillies, DSL	.300	68	283	58	85	7	3	0	37	3	3	6	31	15	33	9	—
1998	Martinsville	.223	62	215	35	48	3	2	0	21	2	2	5	16	24	12	3	17
1999	Piedmont	.246	78	258	30	63	7	3	0	15	3	0	6	11	22	14	5	31

RICHARDSON, JUAN MIGUEL... INF..HT: 6-1; WT: 175...B-T: R-R...BORN: January 10, 1981, Bani, DR...RESIDES: Bani...EDUCATION: Liceo Quija Quieta HS...OBTAINED: Signed as an amateur free agent 7/1/98...1998: Played with Gulf Coast Phillies (R)...Led team in doubles, home runs, and RBI...Tied 5th in GCL in home runs...Finished 1st among GCL 3rd basemen in fielding % (.914) and putouts (37)...Promoted to Piedmont (A) 7/23...Sent back to GC Phillies 7/3.

YEAR	CLUB	AVG	G	AB	R	H	2B	3B	HR	RBI	SH	SF	HP	BB	SO	SB	CS	E
1998	Phillies, DSL	.309	45	152	21	47	10	0	6	33	—	—	—	22	20	4	7	—
1999	Phillies, GCL	.226	46	164	27	37	14	0	5	23	1	3	5	11	46	7	5	9

RIVERA, ERICK... OF..HT: 6-2; WT: 200...B-T: R-R...BORN: May 22, 1981, Utuado, PR...RESIDES: Utuado...EDUCATION: 1999 graduate Luis Munoz Rivera HS (baseball, basketball, volleyball)...MISC: Played Little League, Connie Mack ball...OBTAINED: Phillies 42nd round pick in June, 1999 draft...1999: Made pro debut with Gulf Coast Phillies (R).

YEAR	CLUB	AVG	G	AB	R	H	2B	3B	HR	RBI	SH	SF	HP	BB	SO	SB	CS	E
1999	Phillies, GCL	.150	31	100	8	15	4	0	2	10	0	2	1	4	32	0	2	4

RIVERO, LUIS DANIEL... OF..HT: 6-1; WT: 178...B-T: R-R...BORN: October 10, 1980, Cumana Sucre, VZ...RESIDES: Manicure Sucre, VZ...EDUCATION: Unidad Educativa Manicure HS...OBTAINED: Signed as an amateur free agent 7/8/98...1999: Made pro debut with La Victoria Phillies in the Venezuelan Summer League.

YEAR	CLUB	AVG	G	AB	R	H	2B	3B	HR	RBI	SH	SF	HP	BB	SO	SB	CS	E
1999	Phillies, VSL	.282	33	107	25	28	8	1	1	12	2	0	2	12	27	3	1	—

RODRIGUEZ, ALEJANDRO ALFONSO... RHP..HT: 5-11; WT: 155...B-T: S-R...BORN: October 13, 1980, Sucre, VZ...RESIDES: Barcelona, VZ...EDUCATION: Attended Liceo Jose Alfredo Candona HS...OBTAINED: Signed as an amateur free agent 9/10/97...1998: Florida Instructional League...1999: Pitched with Gulf Coast Phillies (R)...Pitched in 5 games due to arm injury.

YEAR	CLUB	W-L	ERA	G	GS	CG	SHO	SV	IP	H	R	ER	HR	HB	BB	SO	WP	BK
1998	Phillies, DSL	3-2	5.36	13	4	0	0	0	40.1	41	31	24	1	7	18	23	2	1
1999	Phillies, GCL	1-1	2.63	5	5	0	0	0	24.0	24	9	7	2	1	8	22	3	2

RODRIGUEZ, GEORGE DE JESUS... RHP..HT: 6-0; WT: 170...B-T: R-R...BORN: December 1, 1979, Loma De Cabrera, DR...RESIDES: Loma De Cabrera...OBTAINED: Signed as an amateur free agent 12/4/96...1998: Converted from a catcher to a pitcher...Florida Instructional League...1999: Led DSL Phillies in saves...Allowed only 1 walk in 41 innings pitched.

YEAR	CLUB	AVG	G	AB	R	H	2B	3B	HR	RBI	SH	SF	HP	BB	SO	SB	CS	E
1997	Phillies, DSL	.246	35	122	15	30	5	0	2	17	—	—	—	7	26	5	3	—

YEAR	CLUB	W-L	ERA	G	GS	CG	SHO	SV	IP	H	R	ER	HR	HB	BB	SO	WP	BK
1998	Phillies, DSL	3-3	3.00	23	0	0	0	6	27.0	16	14	9	—	—	23	30	—	—
1999	Phillies, DSL	3-2	1.10	24	0	0	0	7	41.0	33	16	11	0	4	1	26	1	0

ROJAS, ALEJANDRO ABRUE... SS..HT: 5-9; WT: 150...B-T: S-R...BORN: March 2, 1978, La Vega, DR...RESIDES: La Vega...EDUCATION: Attended Colegio Agustiniño HS...OBTAINED: Signed as an amateur free agent 7/15/95...1996: 2nd in Dominican Summer League in steals...Florida Instructional League...1997: Made debut in the States at Martinsville (R)...Sent to La Vega Phillies 7/14...1998: Led all Phillies short-season minor leaguers in steals...3rd in South Atlantic League in SB % (92.0); 5th in steals...1999: Played at Batavia (A)...2nd in New York-Penn League in stolen bases...Stole 15 consecutive bases in first 16 games...11 multi-SB games...Collected 5 hits, 4 RBI, 7/11 vs Auburn...Tallied two 9-game hit streaks (6/26-7/6, 3/25 and 7/11-8/8, 4/10)...Surgery on fractured left thumb 7/22...Placed on DL 7/23.

YEAR	CLUB	AVG	G	AB	R	H	2B	3B	HR	RBI	SH	SF	HP	BB	SO	SB	CS	E
1996	Phillies, DSL	.241	51	187	33	45	7	4	0	18	3	1	3	38	25	30	11	—
1997	Martinsville	.180	15	50	4	9	1	0	0	0	0	0	0	1	18	1	2	5
	Phillies, DSL	.266	28	109	27	29	2	1	0	9	1	0	2	20	18	11	0	—
1998	Martinsville	.239	50	180	24	43	7	0	1	15	3	0	1	24	44	23	2	10
1999	Batavia	.284	45	176	38	50	6	3	0	16	2	0	3	15	37	39	7	8

ROSE, JONATHAN BRADFORD... LHP..HT: 6-4; WT: 230...B-T: L-L...BORN: August 18, 1976, Burlington, NC...RESIDES: Haw River, NC...EDUCATION: 1994 graduate Eastern Alamance HS (NC); attended Tallahassee CC (FL)...OBTAINED: Signed as an amateur free agent 10/15/97...1997: Florida Instructional League...1999: Began season at Piedmont (A)...Sent to Gulf Coast Phillies (R) 7/1...Sent back to Piedmont 7/23...Promoted to Clearwater (A) 8/9.

YEAR	CLUB	W-L	ERA	G	GS	CG	SHO	SV	IP	H	R	ER	HR	HB	BB	SO	WP	BK
1996	Martinsville	3-0	3.99	22	0	0	0	2	38.1	29	22	17	4	3	11	48	7	0
1999	Piedmont	0-5	6.30	21	1	0	0	1	30.0	40	24	21	5	1	17	34	5	0
	Phillies, GCL	2-1	2.50	5	2	0	0	0	18.0	15	5	5	1	0	7	17	1	0
	Clearwater	0-1	6.75	8	0	0	0	0	9.1	12	7	7	3	0	6	7	1	0

ROYSTER, AARON LOUIS... OF..HT: 6-1; WT: 215...B-T: R-R...BORN: November 30, 1972, Chicago, IL...RESIDES: Chicago...EDUCATION: 1990 graduate Morgan Park HS (IL); attended North Missouri State U where he was President of Omega Psi Phi Fraternity...National Honor Society in HS; Dean's List at NMSU...MISC: Played Little League, Babe Ruth, American Legion ball...HOBBIES: Fishing, video games, basketball, country music...OBTAINED: Phillies 35th round pick in June, 1994 draft...1994: Was headed for U of Iowa for MBA degree, but chose pro baseball...NMSU career totals: 33 HR, 122 RBI; hit .444 in senior year and had uniform number (28) retired...Began pro career at Martinsville (R)...Appalachian League Player of the Week, 8/14-20...1995: South Atlantic League All-Star (in-season)...Hit .370, 1 HR, 5 RBI in the playoffs...Led SAL outfielders in fielding % (.991)...1996: Began season at Clearwater (A)...Had three 4-RBI games...Florida State League All-Star (in-season)...Grand slam (1)...Led FSL in RBI when promoted to Reading (AA) 6/23...Combined for 80 RBI as did Bobby Estalella; 2nd to Dan Held's 92 among Phillies minor leaguers...Career high in homers; matched totals of 1st two years...1997: Spent entire season at Reading (AA)...For 3rd straight year, was selected for in-season All-Star game...Tied Reading club record with 7 RBI, 6/9 at Portland (joined Ozzie Virgil, Tom Lombarski and John Vukovich)...Hit 2 homers, 6/9 at Portland and the next night vs Binghamton...DL 8/10-21 (strained left side)...Co-recipient of Eugene Shirk Award with Larry Huff (community service)...1998: Played entire

(ROYSTER CONTINUED)

season at Reading...DL 5/15-6/6 (fractured right wrist, collision outfield wall)...Received Community Service Award for 2nd straight year...1999: Began season in Reading (AA)...Had 5-hit, 2-HR game, 8/19 vs Binghamton...Sent to Clearwater 5/10...Collected 4 hits 5/14 vs Kissimmee...Sent back to Reading 5/24.

YEAR	CLUB	AVG	G	AB	R	H	2B	3B	HR	RBI	SH	SF	HP	BB	SO	SB	CS	E
1994	Martinsville	.274	54	168	31	46	11	2	7	39	0	1	2	28	47	7	4	2
1995	Piedmont	.264	126	489	73	129	23	3	8	58	0	4	7	39	106	22	9	2
1996	Clearwater	.280	72	289	35	81	10	2	11	60	3	2	3	23	56	4	3	4
	Reading	.257	65	230	42	59	11	0	4	20	3	1	5	30	56	4	5	1
1997	Reading	.257	112	412	59	106	18	5	15	62	0	2	1	53	104	2	3	4
1998	Reading	.256	112	430	67	110	27	4	7	55	0	0	2	57	117	3	1	5
1999	Reading	.290	91	310	53	90	17	2	8	48	2	3	3	48	90	11	5	0
	Clearwater	.317	11	41	6	13	2	2	0	5	0	0	0	3	10	1	0	0

RUIZ, CARLOS JOAQUIN...C...HT: 5-10; WT: 185...B-T: R-R...BORN: January 22, 1980, David Chiriqui, Panama...RESIDES: David Chiriqui...EDUCATION: Instituto David Chiriqui...OBTAINED: Signed as amateur free agent 12/4/98...1999: Made pro debut with La Vega Phillies in the Dominican Summer League (R).

YEAR	CLUB	AVG	G	AB	R	H	2B	3B	HR	RBI	SH	SF	HP	BB	SO	SB	CS	E
1999	Phillies, DSL	.305	60	226	39	69	15	5	4	35	0	2	8	9	11	3	7	8

RUTHERFORD, MARK...RHP...HT: 6-2; WT: 211...B-T: R-R...BORN: November 9, 1974, Livonia, MI...RESIDES: Livonia...EDUCATION: 1993 graduate Livonia Churchill HS; attended Eastern Michigan U...MISC: Played Little League, Connie Mack ball...HOBBIES: Water skiing, golf...OBTAINED: Phillies 12th round pick in June, 1997 draft...1997: Led EMU in wins (9-3); as a DH, .388, 11 homers, 48 RBI...All-MAC 1st team as pitcher; 2nd team as DH...4-year totals: 17-12, .318 average...Made pro debut at Batavia (A)...Promoted to Piedmont (A) 7/5...1998: Won first 6 decisions at Clearwater (A)...Led Florida State League in ERA (2.65)...Florida Instructional League...Baseball America: best control in FSL...DL 7/7-7/20; 7/31-rest of season (inflammation right shoulder)...FSL All-Star, both in-season and post-season...1999: Began season on DL, 4/8 (rehabbing from post-season surgery on right shoulder)...Reinstated from DL 6/21 and assigned to Clearwater roster...First post-surgical start 6/23 vs Jupiter (5 IP, 4 H, 2 R, 2 ER, 1 BB, 4 SO)...Promoted to Reading (AA) 8/13...Won 1st Eastern League start 8/14 vs Trenton (5 IP, 2 H, 1 R, 0 ER, 6 BB, 1 SO)...EL opponents hit .177 vs him...Florida Instructional League.

YEAR	CLUB	W-L	ERA	G	GS	CG	SHO	SV	IP	H	R	ER	HR	HB	BB	SO	WP	BK
1997	Batavia	2-1	0.75	3	2	0	0	0	12.0	10	5	1	4	1	3	11	3	0
	Piedmont	1-4	2.47	9	9	0	0	0	58.1	42	17	16	0	0	9	47	3	0
1998	Clearwater	8-5	2.65	18	18	0	0	0	119.0	94	40	35	11	5	20	71	3	1
1999	Clearwater	0-4	9.20	9	9	0	0	0	46.0	64	57	47	6	2	25	23	1	1
	Reading	1-0	0.98	4	4	0	0	0	18.1	11	3	2	1	0	9	10	1	0

SALAS, OBED M....OF...HT: 6-0; WT: 165...B-T: S-R...BORN: June 5, 1980, Santo Domingo, DR...RESIDES: Santo Domingo...EDUCATION: Liceo Alma Rosa HS...OBTAINED: Signed as an amateur free agent 12/30/97...1998: Made pro debut for La Vega Phillies in the Dominican Summer League.

YEAR	CLUB	AVG	G	AB	R	H	2B	3B	HR	RBI	SH	SF	HP	BB	SO	SB	CS	E
1998	Phillies, DSL	.299	44	147	29	44	3	2	2	18	0	1	7	19	33	27	12	—
1999	Phillies, DSL	.311	34	135	30	42	6	1	2	23	2	0	5	15	26	26	7	8

SALAZAR, JEREMY ANDREW...C...HT: 6-0; WT: 190...B-T: R-R...BORN: March 18, 1976, Lafayette, LA...RESIDES: Breaux Bridge, LA...EDUCATION: 1994 graduate Northside HS (Lafayette); attended Florida State U...MISC: Played Connie Mack, American Legion, Cape Cod ball...HOBBIES: Fishing, hunting, golfing...OBTAINED: Phillies 19th round pick in June, 1998 draft...College: Four-year starter at FSU...1995: Freshman: .250, 2 HR, 16 RBI...1996: Sophomore: .280, 5 HR, 36 RBI; 500 in 3 College World Series games...1997: Junior: .297, 7 HR, 29 RBI; drove in 8 runs, 4/26 vs Georgia Tech...1998: Senior: .337, 19 HR, 91 RBI; All-ACC Team; 2 HR, 6 RBI in College World Series game vs Arizona State...Began pro career at Batavia (A); threw out 33.8% base stealers...Promoted to Piedmont (A) 7/18; threw out 36.8% base stealers...Florida Instructional League...1999: Played majority of season at Piedmont...Threw out 41.7% of attempted base stealers; 1st among South Atlantic League catchers...Promoted to Clearwater (A) 9/3...Made Florida State League debut 9/4 and went 3-6 (2B, RBI)...F.L. for 2nd year.

YEAR	CLUB	AVG	G	AB	R	H	2B	3B	HR	RBI	SH	SF	HP	BB	SO	SB	CS	E
1998	Batavia	.279	20	68	6	19	5	0	2	18	0	0	1	4	21	0	0	0
	Piedmont	.285	41	156	20	45	10	0	2	19	0	1	4	23	39	1	0	2
1999	Piedmont	.252	98	345	37	87	17	0	10	36	1	4	7	27	90	1	0	13
	Clearwater	.300	2	10	1	3	1	0	0	1	0	0	0	0	2	0	0	0

SANCHEZ, EMILIO ANTONIO...RHP...HT: 6-3; WT: 180...B-T: R-R...BORN: July 20, 1980, Santiago, DR...RESIDES: Sosua, Puerto Plata, DR...EDUCATION: Liceo Gregorio Luperon HS...OBTAINED: Signed as an amateur free agent 6/30/99...1999: Made pro debut with La Vega Phillies in the Dominican Summer League.

YEAR	CLUB	W-L	ERA	G	GS	CG	SHO	SV	IP	H	R	ER	HR	HB	BB	SO	WP	BK
1999	Phillies, DSL	3-1	3.08	7	7	1	0	0	38.0	25	15	13	3	2	8	28	4	0

SANTOS, MIGUEL A....1B/OF...HT: 6-2; WT: 185...B-T: R-R...BORN: September 15, 1982, La Victoria, DR...RESIDES: Hacienda Estrella, DR...EDUCATION: Liceo La Campana HS...OBTAINED: Signed as an amateur free agent 9/27/99 for the 2000 season.

SCHLEY, JOSEPH D..OF..HT: 5-9; WT: 165...B-T: S-R...BORN: July 5, 1976, Joliet, IL...RESIDES: Shorewood, IL...EDUCATION: 1995 graduate Providence Catholic HS (football, baseball); attended Southern Illinois U...MISC: Played Little League, Babe Ruth, Connie Mack, American Legion ball...HOBBIES: Video games, sports...OBTAINED: Phillies 24th round pick in June, 1999 draft...1999: Made pro debut at Batavia (A).

YEAR	CLUB	AVG	G	AB	R	H	2B	3B	HR	RBI	SH	SF	HP	BB	SO	SB	CS	E
1999	Batavia	.197	36	71	15	14	3	1	1	7	3	0	1	16	24	8	3	1

SCHREIMANN, ERIC DAVID...C...HT: 6-1; WT: 205...B-T: R-R...BORN: April 22, 1975, Jefferson City, MO...RESIDES: Jefferson City...EDUCATION: 1994 graduate Jefferson City HS...MISC: Played Babe Ruth, American Legion, USA Olympic Jr. National (1993) ball...OBTAINED: Phillies 6th round pick in June, 1994 draft...1994: All-American, 2-time Missouri Baseball Player of the Year and 3-time All-State selectee...Hit .534 in junior year, .390 as a senior...Turned down baseball scholarship to U of Missouri to sign...Began pro career at Martinsville (R)...Tore ligament in right elbow on throw to second in 1st pro game...1995: Dislocated right thumb early in spring training which delayed the start of his season...Began season at Martinsville; promoted to Batavia (A) 8/9; promoted to Piedmont (A) 8/26...1996: Surgery on right elbow 11/18...1997: DL all season (recovering from right elbow surgery)...1998: DL all season; surgery 4/8 (right elbow)...1999: Returned to field for first time in 2 seasons...Played at Piedmont (A)...Hit 2 HR in game 6/28 vs Hickory...Led Piedmont in HR...Collected 4 hits 7/30 vs Charleston, WV...Florida Instructional League.

YEAR	CLUB	AVG	G	AB	R	H	2B	3B	HR	RBI	SH	SF	HP	BB	SO	SB	CS	E
1994	Martinsville	.170	51	165	17	28	11	0	1	19	1	2	2	11	27	4	2	14
1995	Martinsville	.299	38	127	12	38	7	0	2	18	2	1	13	10	20	3	1	2
	Batavia	.269	15	52	9	14	1	0	4	13	0	1	7	1	7	0	1	0
	Piedmont	.174	7	23	1	4	1	0	0	1	0	1	0	1	4	0	0	1
1996	Piedmont	.253	91	297	44	75	13	1	7	33	4	2	26	29	66	3	1	9
1997	(Injured - Did Not Play)																	
1998	(Injured - Did Not Play)																	
1999	Piedmont	.241	78	257	35	62	10	5	12	37	1	3	19	16	77	1	1	5

SERRACIN, ROGER ANTONIO..RHP...HT: 6-0; WT: 150...B-T: R-R...BORN: May 19, 1979, Alanje Chiriqui, Panama...RESIDES: Panama City, Panama...EDUCATION: 1994 graduate Richard Nawnman HS...OBTAINED: Signed as an amateur free agent 3/18/98...1998: Made pro debut with La Vega Phillies in the Dominican Summer League.

YEAR	CLUB	W-L	ERA	G	GS	CG	SHO	SV	IP	H	R	ER	HR	HB	BB	SO	WP	BK
1998	Phillies, DSL	4-2	1.78	11	2	0	0	0	25.1	21	12	5	1	3	9	23	2	1
1999	Phillies, DSL	4-2	3.22	16	3	1	1	3	36.1	31	13	13	1	1	1	31	3	2

SERRANO, ELIO...RHP...HT: 6-3; WT: 215...B-T: R-R...BORN: December 4, 1978, Carabobo, VZ...RESIDES: Valencia Carabobo...EDUCATION: 1995 graduate U.E. Jacinto Lara II HS...OBTAINED: Signed as an amateur free agent 1/17/96...1996: 3rd in Dominican Summer League in strikeouts...1998: DL 7/3-30; surgery 7/6 (left knee)...Winter ball: Occidente, VZ...1999: Played at Batavia (A)...Played for Pastora in the Venezuelan Winter League.

YEAR	CLUB	W-L	ERA	G	GS	CG	SHO	SV	IP	H	R	ER	HR	HB	BB	SO	WP	BK
1996	Phillies, DSL	5-4	4.01	15	14	1	0	0	85.1	76	63	38	—	—	49	71	—	—
1997	Martinsville	1-5	5.93	21	0	0	0	1	41.0	46	34	27	10	2	16	40	3	1
1998	Batavia	3-2	2.55	13	3	0	0	1	35.1	28	13	10	1	2	10	26	2	1
1999	Batavia	0-4	4.12	19	3	0	0	1	39.1	38	22	18	3	3	20	29	2	0

SERRANO, HECTOR...C...HT: 6-0; WT: 180...B-T: S-R...BORN: July 12, 1979, Arecibo, PR...RESIDES: Arecibo...EDUCATION: 1999 graduate Juan Ponce de Leon (PR) HS (baseball, basketball)...MISC: Played Little League, Connie Mack ball...HOBBIES: Hunting, swimming...OBTAINED: Phillies 20th round pick in June, 1999 draft...1999: Made pro debut with Gulf Coast League Phillies (R).

YEAR	CLUB	AVG	G	AB	R	H	2B	3B	HR	RBI	SH	SF	HP	BB	SO	SB	CS	E
1999	Phillies, GCL	.115	10	26	0	3	0	0	0	1	1	0	1	4	14	0	0	1

SIAT, GABRIEL GUILLERMO..RHP...HT: 5-11; WT: 165...B-T: R-R...BORN: October, 18, 1982, Caracas, VZ...RESIDES: Carrizal, Miranda, VZ...EDUCATION: Instituto Viquegi HS...OBTAINED: Signed as an amateur free agent 8/15/99 for the 2000 season.

SILVA, CARLOS..RHP...HT: 6-4; WT: 225...B-T: R-R...BORN: April, 23, 1979, Bolivar, VZ...RESIDES: Bolivar...EDUCATION: 1996 graduate U.E. General Ezequiel Zamora Bolivar HS...OBTAINED: Signed as an amateur free agent 3/22/96...1996: Made pro debut in Martinsville (R) at 17 years of age...Florida Instructional League...1999: Pitched at Piedmont (A)...Tied 2nd in South Atlantic League in complete games...Pitched 7 innings or more in 13 of 26 starts...5-1, 1.12 ERA in first 9 starts, only loss during that stretch he pitched 8 innings, 0 earned runs...Twice named Phillies organizational Pitcher of the Week...Named to SAL in-season All-Star team...FIL...Pitched for Caribes in the Venezuelan Winter League.

YEAR	CLUB	W-L	ERA	G	GS	CG	SHO	SV	IP	H	R	ER	HR	HB	BB	SO	WP	BK
1996	Martinsville	0-0	4.00	7	1	0	0	0	18.0	20	11	8	1	1	5	16	0	0
1997	Martinsville	2-2	5.15	11	11	0	0	0	57.2	66	46	33	9	1	14	31	6	3
1998	Martinsville	1-4	5.05	7	7	1	0	0	41.0	48	24	23	2	2	4	21	3	2
	Batavia	2-3	6.35	9	7	0	0	0	45.1	61	37	32	4	2	9	27	2	0
1999	Piedmont	11-8	3.12	26	26	3	1	0	164.1	176	79	57	6	9	41	99	8	2

SILVERA, ANDRES...2B...HT: 6-0; WT: 170...B-T: R-R...BORN: July 23, 1981, Caracas, Dto. Federal, VZ...RESIDES: Caracas...EDUCATION: Liceo Centro Docente HS...OBTAINED: Signed as an amateur free agent 6/2/99 for the 2000 season.

SILVERIO, CARLOS AUGUSTO...RHP...HT: 6-2; WT: 180...B-T: R-R...**BORN:** April 1, 1979, Altamira, DR...**RESIDES:** Altamira...**EDUCATION:** Liceo San Francisco De Asia...**OBTAINED:** Signed as amateur free agent 5/15/99...1999: Began season with La Vega Phillies of the Dominican Summer League...Led team in complete games and shutouts...Promoted to the States and assigned to Gulf Coast Phillies (R) 7/16...Sent back to La Vega Phillies 8/27.

YEAR	CLUB	W-L	ERA	G	GS	CG	SHO	SV	IP	H	R	ER	HR	HB	BB	SO	WP	BK
1999	Phillies, DSL	4-1	1.85	6	6	2	2	0	34.0	25	13	7	0	0	7	26	0	0
	Phillies, GCL	1-0	5.59	5	1	0	0	0	9.2	12	6	6	1	0	5	8	1	0

SITZMAN, JAMES...OF...HT: 6-3; WT: 195...B-T: L-L...**BORN:** March 13, 1978...**RESIDES:** Scottsdale, AZ...**EDUCATION:** 1996 graduate of Horizon High School; Arizona State University...**OBTAINED:** Phillies 32nd round pick in June, 1999 draft...1999: Made pro debut at Batavia (A)...Collected 4 hits in a game twice; 7/29 vs St. Caltherines (4-5, 2B, 2 RBI), 9/1 vs Mahoning Valley (4-6, 2 R, SB).

YEAR	CLUB	AVG	G	AB	R	H	2B	3B	HR	RBI	SH	SF	HP	BB	SO	SB	CS	E
1999	Batavia	.296	49	169	33	50	5	5	2	22	0	4	1	9	37	15	5	0

SMITH, CHAD LINN...RHP...HT: 5-9; WT: 200...B-T: R-R...**BORN:** August 11, 1977, Marion, IN...**RESIDES:** Gas City, IN...**EDUCATION:** 1995 graduate Mississinewa HS (baseball, basketball, football, tennis); attended U of Indiana...**OBTAINED:** Phillies 30th round pick in June, 1999 draft...1999: Made pro debut with Gulf Coast Phillies (R)...Led GCL Phillies in saves and appearances...Tied 3rd in GCL in saves...Promoted to Batavia (A) 8/24.

YEAR	CLUB	W-L	ERA	G	GS	CG	SHO	SV	IP	H	R	ER	HR	HB	BB	SO	WP	BK
1999	Phillies, GCL	3-5	2.88	22	2	0	0	8	34.1	29	19	11	2	1	9	31	1	0
	Batavia	0-0	10.80	3	0	0	0	0	5.0	9	8	6	1	0	1	8	3	0

SOTO, CLAUDIO...INF...HT: 5-11; WT: 155...B-T: R-R...**BORN:** June 19, 1980, Santo Domingo, DR...**RESIDES:** San Cristobal, DR...**OBTAINED:** Signed as an amateur free agent 8/7/97...1999: Led La Vega Phillies in at bats, runs, doubles, walks, and stolen bases...Named MVP of Dominican Summer League Playoffs.

YEAR	CLUB	AVG	G	AB	R	H	2B	3B	HR	RBI	SH	SF	HP	BB	SO	SB	CS	E
1998	Phillies, DSL	.192	62	214	25	41	4	1	6	27	4	1	8	29	57	20	10	—
1999	Phillies, DSL	.313	62	240	59	75	16	4	4	36	1	5	2	36	40	37	—	7

STAPLES, DAVID ROY...LHP...HT: 6-4; WT: 197...B-T: L-L...**BORN:** April 6, 1978, Scranton, PA...**RESIDES:** Moscow, PA...**EDUCATION:** 1997 graduate Scranton HS; 1999 graduate Lackawanna JC...**OBTAINED:** Signed as an amateur free agent 8/17/98...1999: Made pro debut with Gulf Coast Phillies (R).

YEAR	CLUB	W-L	ERA	G	GS	CG	SHO	SV	IP	H	R	ER	HR	HB	BB	SO	WP	BK
1999	Phillies, GCL	0-3	7.12	15	2	0	0	0	36.2	45	31	29	4	6	13	38	3	0

STEVENS, KRISTOPHER SCOTT (Kris)...LHP...HT: 6-2; WT: 188...B-T: R-L...**BORN:** September 19, 1977, Fontana, CA...**RESIDES:** Fontana...**EDUCATION:** 1996 graduate Fontana HS...**MISC:** Played Little League, American Legion ball...**OBTAINED:** Phillies 3rd round pick in June, 1996 draft...1996: *Baseball America*: High School All-American, 2nd team...Began pro career at Martinsville (R)...Promoted to Batavia (A) 8/20...Florida Instructional League...1997: Began season at Piedmont (A)...Pitched 2-hitter 4/20 vs Delmarva, 4-0...South Atlantic League All-Star (in-season)...Promoted to Clearwater 6/19...Still led SAL in shutouts (3)...Combined to win 12 games, most among Phillies minor leaguers; overall ERA (3.26) and shutouts also topped Phils minor leaguers...1998: Began season at Clearwater (A), 2-2, 1.55 ERA, 5 GS when promoted to Reading (AA) 5/1...Youngest player on the R-Phils...Struck out 10 in 7 IP, 6/14 vs Trenton, no decision in 6-5, 19-inning win...Eastern League Pitcher of the Week 8/17-23...LH batters hit .231...Tied 2nd in Eastern League in walks...Florida Instructional League...1999: Missed season with a torn left ACL, placed on DL 4/9...Season-ending surgery 4/9.

YEAR	CLUB	W-L	ERA	G	GS	CG	SHO	SV	IP	H	R	ER	HR	HB	BB	SO	WP	BK
1996	Martinsville	1-4	3.64	10	10	0	0	0	47.0	54	23	19	2	1	10	41	2	1
	Batavia	1-1	8.10	3	3	0	0	0	13.1	16	12	12	2	0	6	11	0	0
1997	Piedmont	6-4	2.22	14	14	3	*3	0	89.1	66	30	22	2	3	31	72	4	0
	Clearwater	6-3	4.56	13	13	0	0	0	71.0	80	42	36	4	3	30	53	3	0
1998	Clearwater	2-2	1.55	5	5	0	0	0	29.0	20	6	5	0	0	7	14	4	0
	Reading	8-11	5.77	25	24	1	1	0	146.2	163	99	94	9	3	70	113	6	2
1999	Reading	(Injured - Did not Play)																

*League Leader

SUERO, SERGIDO...RHP...HT: 6-2; WT: 169...B-T: R-R...**BORN:** September 4, 1981, Las Matas, De Farfan, DR...**RESIDES:** Santo Domingo, DR...**OBTAINED:** Signed as an amateur free agent 9/23/99 for the 2000 season.

TAMARES, NOVEL...LHP...HT: 6-1; WT: 157...B-T: L-L...**BORN:** November 20, 1982, San Pedro de Macoris, DR...**RESIDES:** San Pedro de Macoris...**EDUCATION:** Liceo Gaston Fernando Dellgus HS...**OBTAINED:** Signed as amateur free agent 7/2/99 for the 2000 season.

TEJEDA, ROBINSON GARCIA...RHP...HT: 6-3; WT: 188...B-T: R-R...**BORN:** 3/24/82, Bari, DR...**RESIDES:** Bari...**EDUCATION:** Liceo Club de Leones...**OBTAINED:** Signed as amateur free agent 11/24/98...1999: Made pro debut with Gulf Coast Phillies (R).

YEAR	CLUB	W-L	ERA	G	GS	CG	SHO	SV	IP	H	R	ER	HR	HB	BB	SO	WP	BK
1999	Phillies, GCL	1-3	4.27	12	9	0	0	0	46.1	47	27	22	5	2	27	39	1	1

TERRELL, JEFFREY WAYNE...INF...HT: 6-1; WT: 175...B-T: S-R...BORN: October 22, 1974, Encino, CA...RESIDES: Blue Springs, MO...EDUCATION: 1993 graduate Tri-City Christian, Blue Springs (National Honor Society); attended Master's College (CA), U of Missouri-Columbia...MISC: Played Little League, American League, AABC ball...Father, Jerry (9 years in majors), an uncle, Sam, and brother, Jim, all played pro ball...HOBBIES: Studying the Bible, American history...OBTAINED: Phillies 20th round pick in June, 1997 draft; previously drafted by Kansas City, 46th, 1993...1997: Hit .333, 22 doubles as 2nd baseman at Missouri; one of three sons of ex-big league players on the team: Torre Tyson, (father, Mike), and Brian Jorgensen (father, Mike)...3-year average: .295...Made pro debut at Batavia (A)...1998: Reached base in 35 consecutive games at Piedmont (A) during July-August...1999: Played at Clearwater (A)...Totalled 10 games with 3 hits or more...Had back-to-back 3-hit games, 7/24-25 vs Charlotte...3rd-toughest to strike out in Florida State League (1/10 AB)...Hit .360 in July (27-75).

YEAR	CLUB	AVG	G	AB	R	H	2B	3B	HR	RBI	SH	SF	HP	BB	SO	SB	CS	E
1997	Batavia	.220	52	159	20	35	4	1	0	17	5	1	1	16	38	3	1	9
1998	Piedmont	.291	118	392	71	114	15	6	0	47	6	3	6	62	55	18	7	32
1999	Clearwater	.283	109	385	63	109	18	4	2	45	3	5	5	42	44	13	7	28

THOMAS, EVAN W...RHP...HT: 5-10; WT: 171...B-T: R-R...BORN: June 14, 1974, Miami, FL...RESIDES: Pembroke Pines, FL...EDUCATION: 1992 graduate Miramar HS (Miami); attended Miami Dade North and Florida International U...MISC: Played Little League, Big League, Khoury League ball...HOBBY: Fishing...OBTAINED: Phillies 10th round pick in June, 1995 draft...1995: Finished 15-2, 1.70 ERA, 146 SO in 127 IP at FIU; All-Trans America Conference; Conference Player of the Year...Baseball America: College All-American, 2nd team...1996: Finished 10-3, 1.78 ERA, 220 SO, 146 IP; led all college pitchers in strikeouts and SO/9 IP ratio, (13.50); All-Trans America Conference and Conference Player of the Year for 2nd year running...NCAA Division I All-American Team by Collegiate Baseball and Baseball America...Attended Olympic baseball team tryouts; one of final cuts on for August (6)...Was 5-0, 1.85 ERA 8/3-25...Led all Phillies short-season minor leaguers in wins...Tied 2nd in New York-Penn League and all short-season pitchers in wins...Florida Instructional League...1997: Began season at Clearwater (A)...Struck out 12, 4/17 at Brevard Co. and 5/25 vs Tampa...Phillies Minor League Pitcher of the Month (April)...Promoted to Reading (AA), 6/11...Combined 172 strikeouts led all Phillies minor leaguers...1998: Began season at Reading (AA)...Phillies Minor League Pitcher of the Month (July), 2-1, 1.96 ERA, 6 GS, 41 SO, 46.0 IP...Twice Pitcher of the Week in Eastern League, 6/22-28, 8/24-30...Led EL in shutouts; tied for 7th in ERA...Promoted to Scranton 7/9; returned to Reading 7/26...Batted .269, 1 HR, 3 RBI at Reading...FIL for 2nd time...1999: Spent entire season at Reading...Started season in the bullpen...Recorded 1st save, 4/29 vs Altoona...3-1 in 21 games as a reliever...Placed on DL 6/21 (sore back)...Reinstated from DL 6/28...Moved into the rotation 7/1; posted a 6-4 record...Struck out 6 or more in 7 of last 13 starts...Led team in innings pitched and strikeouts...Played for Zulia in the Venezuelan Winter League.

YEAR	CLUB	W-L	ERA	G	GS	CG	SHO	SV	IP	H	R	ER	HR	HB	BB	SO	WP	BK
1996	Batavia	10-2	2.78	13	13	0	0	0	81.0	60	29	25	3	5	23	75	6	0
1997	Clearwater	5-5	2.44	13	12	2	0	0	84.2	68	30	23	7	3	23	89	3	2
	Reading	3-6	4.12	15	15	0	0	0	83.0	98	51	38	10	7	32	83	3	2
1998	Reading	8-5	3.35	24	24	3	*3	0	158.1	180	66	59	12	4	44	134	3	1
	Scranton	0-1	8.00	2	2	0	0	0	9.0	9	8	8	1	0	6	5	0	0
1999	Reading	9-5	3.25	36	15	1	0	3	127.1	123	53	46	7	5	50	127	2	0

* League Leader

THRASHER, JESSE D...RHP...HT: 6-3; WT: 225...B-T: R-R...BORN: December 20, 1980, St. Joseph, MO...RESIDES: St. Joseph...EDUCATION: Benton HS (Football, basketball, baseball)...MISC: Played Little League, American Legion ball...Donald Thrasher, grandfather, played pro ball for Boston Red Sox and St. Louis...HOBBIES: Hunting, fishing...OBTAINED: Phillies 8th round pick in June, 1999 draft...1999: Made pro debut with Gulf Coast Phillies (R).

YEAR	CLUB	W-L	ERA	G	GS	CG	SHO	SV	IP	H	R	ER	HR	HB	BB	SO	WP	BK
1999	Phillies GCL	0-1	15.12	5	1	0	0	0	8.1	15	16	14	1	2	15	6	0	0

TOSCA, DANIEL S...C...HT: 6-0; WT: 180...B-T: L-R...BORN: November 1, 1980, Tampa, FL...RESIDES: Seffner, FL...EDUCATION: 1999 graduate Durant (FL) HS...MISC: Played Little League, American Legion, AAU Junior Olympic ball...HOBBIES: Fishing, hunting...OBTAINED: Phillies 6th round pick in June, 1999 draft...1999: Made pro debut with Gulf Coast Phillies (R)...Promoted to Clearwater 8/19...Sent back to GCL 8/20.

YEAR	CLUB	AVG	G	AB	R	H	2B	3B	HR	RBI	SH	SF	HP	BB	SO	SB	CS	E
1999	Phillies GCL	.236	50	157	19	37	8	0	4	22	0	3	2	22	38	3	1	3

TUCKER, BRADLEY...RHP...HT: 6-2; WT: 200...B-T: R-R...BORN: November 11, 1976, Fresno, CA...RESIDES: Fresno...EDUCATION: 1994 graduate Bullard HS; attended Pepperdine U...MISC: Played Little League, Babe Ruth, American Legion ball...Played in the Alaskan League (1997), Northwoods League (1995)...Ben Tucker, brother, currently playing in San Francisco organization...HOBBIES: Golf, fishing, listening to music...OBTAINED: Phillies 17th round pick in June, 1999 draft...Previously drafted by Chicago Cubs 1997...1999: Made pro debut at Batavia (A).

YEAR	CLUB	W-L	ERA	G	GS	CG	SHO	SV	IP	H	R	ER	HR	HB	BB	SO	WP	BK
1999	Batavia	0-1	3.81	17	1	0	0	0	26.0	24	15	11	4	3	11	15	0	1

VALDEZ, GERARDO (Jerry)...C...HT: 5-11; WT: 185...B-T: R-R...BORN: June 6, 1974, El Paso, TX...RESIDES: El Paso...EDUCATION: 1993 graduate Socorro HS (El Paso); attended Cochise JC and Fort Hays State U...MISC: Played Little League, Babe Ruth ball...HOBBIES: Playing basketball; watching SportsCenter...OBTAINED: Phillies 25th round pick in June, 1997 draft...1996: Hit .421 for Fort Hays State, 3rd in conference...1997: Hit .397, 20 homers, 96 RBI at FHSU; set school records for HR, 2B (28), TB (184), RBI and career HR (36)...Division II All-American...Made pro debut at Martinsville (R)...Homered in 1st pro at bat...1998: Played at Batavia (A)...New York-Penn League All-Star, 2nd team...1999: Played at Piedmont (A).

YEAR	CLUB	AVG	G	AB	R	H	2B	3B	HR	RBI	SH	SF	HP	BB	SO	SB	CS	E
1997	Martinsville	.272	34	125	21	34	7	0	1	11	0	0	4	7	27	0	2	4
1998	Batavia	.271	60	214	29	58	13	1	8	40	0	2	6	24	41	0	1	3
1999	Piedmont	.222	39	126	11	28	5	0	2	13	1	2	1	11	26	0	0	2

VALENT, ERIC CHRISTIAN......HT: 6-0; WT: 191...**B-T:** L-L...**BORN:** April 4, 1977, La Mirada, CA...**RESIDES:** Anaheim, CA...**EDUCATION:** 1995 graduate Canyon (Anaheim) HS; attended UCLA where an older brother, Royce, is an undergraduate assistant coach...**MISC:** Played Little League, Connie Mack, Cape Cod ball...**HOB-BIES:** Exercising, movies, reading, music...**OBTAINED:** Phillies supplemental selection in 1st round (42nd overall) in June, 1998 draft; previously drafted by Detroit, 26th, 1995...**1997:** Batted .339, 27 HR, 91 RBI at UCLA; shared Pac-10 Conference RBI lead with Troy Glaus...All Pac-10 Southern Conference...Hit .345, 7 HR, 34 RBI for Team USA...**1998:** Hit .336, 30 homers, 73 RBI at UCLA...Led Bruins in homers, RBI, runs scored (69) and slugging % (.800)...Named Pac-10 Southern Conference Player of the Year...He was 3rd player in Pac-10 history to hit 30 or more homers in a season, joining Mark McGwire and Troy Glaus...30 homers tied him for 2nd highest in NCAA Division I baseball; trailed only Delaware's Kevin Mench (33)...First team All-American by Baseball America and Collegiate Baseball...Also named to Pac-10 All-Academic 1st team, after being on 2nd team a year ago...Made pro debut at Piedmont (A)...Went 3-5 in 1st pro game, 7/10...1st pro homer was a grand slam, 7/23 vs Columbus (3rd pro game)...Phillies Minor League Player of the Month (July)...435, 21 games, 8 HR, 28 RBI...859 slugging...Hit 2 HR, 7/29 vs Augusta...Promoted to Clearwater (A) after 3 weeks at Piedmont...Homered in 3 straight games, 8/14 (DH) - 15, 8 RBI...Had 15-game hit streak (.345, 2 HR, 13 RBI), 8/17-9/2...Played for Delaware Stars, Maryland Fall League...262, 2 HR; led club with 8 doubles, 20 RBI...**1999:** Played entire season in Clearwater...Finished in top 5 in the Florida State League in 5 offensive categories; 1st RBI, 2nd extra-base hits (60), tied 4th runs, 5th in hits and triples...FSL post-season All-Star...106 RBI broke Clearwater Phillies record for RBI in a season (Rusty McNamara, 94, 1998)...Twice named Phillies Minor League Player of the Month (April & August)...Tallied 38 multi-hit games...Hit 2 HR in a game 3 times; 4/9 (vs Sarasota), 4/30 (vs Lakeland), 8/31 (vs Dunedin)...Hit for the cycle 8/10 vs Lakeland (4-5, 1 RBI, 2 R)...Homered in 3 consecutive games (8/10-12) going 10-14...Named Phillies Minor League Player of the Week 4/12...Had 5 RBI 4/9 (vs Sarasota), 4/30 (vs Lakeland)...Named the Phillies' 5th-best prospect by Baseball America...Played for Peoria Javelinas in the Arizona Fall League.

YEAR	CLUB	AVG	G	AB	R	H	2B	3B	HR	RBI	SH	SF	HP	BB	SO	SB	CS	E
1998	Piedmont	.427	22	89	24	38	12	0	8	28	0	1	0	14	19	0	0	2
	Clearwater	.264	34	125	24	33	8	1	5	25	0	1	3	16	29	1	2	0
1999	Clearwater	.288	134	520	91	150	31	9	20	*106	1	10	5	58	110	5	3	9

* League Leader

VAN ITEN, ROBERT ALAN......HT: 6-1; WT: 186...**B-T:** L-R...**BORN:** July 1, 1977, Independence, MO...**RESIDES:** Independence...**EDUCATION:** 1996 graduate Truman HS (Independence)...**MISC:** Played American Legion ball; uncle, Fred Van Iten, played in St. Louis Cardinals organization...**HOBBIIES:** Fishing, hunting...**OBTAINED:** Phillies 17th round pick in June, 1996 draft...**1996:** Began pro career at Martinsville (R)...Florida Instructional League...**1997:** Led Martinsville in hitting and RBI...Florida Instructional League...**1998:** Led South Atlantic League 1st baseman in fielding %, .988...**1999:** Played 4 positions (1B, 3B, LF, DH) for Clearwater (A)...Hit 2 HR, 6/28 vs Brevard...FLL

YEAR	CLUB	AVG	G	AB	R	H	2B	3B	HR	RBI	SH	SF	HP	BB	SO	SB	CS	E
1996	Martinsville	.239	33	113	9	27	4	0	1	9	0	2	2	4	21	0	1	4
1997	Martinsville	.309	55	204	29	63	9	0	5	35	0	3	3	5	27	3	2	3
1998	Piedmont	.260	121	461	60	120	18	2	4	58	1	2	8	53	89	0	1	11
1999	Clearwater	.264	98	345	48	91	16	1	5	51	4	7	4	31	63	3	4	14

VAN VARK, WADE......HT: 6-4; WT: 185...**B-T:** S-R...**BORN:** March 25, 1977, Pella, IA...**RESIDES:** Pella...**EDUCATION:** 1995 graduate Pella Community HS (base-ball, basketball, football)...1999 graduate Central College (IA)...**MISC:** Played Little League, Babe Ruth, semi-pro ball...**HOBBIIES:** Collecting sports memorabilia, golf...**OBTAINED:** Phillies 31st round pick in June, 1999 draft...**1999:** Made pro debut with Gulf Coast Phillies (R).

YEAR	CLUB	AVG	G	AB	R	H	2B	3B	HR	RBI	SH	SF	HP	BB	SO	SB	CS	E
1999	Phillies, GCL	.208	34	106	6	22	1	0	0	6	1	1	2	12	26	4	2	4

VELASQUEZ, FELIX MIGUEL......HT: 5-11; WT: 158...**B-T:** S-R...**BORN:** October 25, 1982, San Jose De Guanip, VZ...**RESIDES:** Valle De La Pascua, VZ...**EDUCATION:** Liceo Jose Rafael Revenga HS...**OBTAINED:** Signed as an amateur free agent on 11/16/99 for the 2000 season.

VIVAS, MARIO ENRIQUE......HT: 6-0; WT: 168...**B-T:** L-L...**BORN:** April 9, 1982, Barquisimelo, Lara, VZ...**RESIDES:** Barquisimelo, Lara...**EDUCATION:** Liceo Mario Briceño Iragorry HS...**OBTAINED:** Signed as an amateur free agent 8/15/99 for the 2000 season.

WALKER, ADAM CORBETT......HT: 6-7; WT: 205...**B-T:** L-L...**BORN:** May 28, 1976, Albuquerque, NM...**RESIDES:** Albuquerque...**EDUCATION:** 1994 graduate La Lueva HS (Albuquerque); attended Yavapai JC (AZ); U of Mississippi...**MISC:** Played Little League, American Legion ball...**HOBBIIES:** Biking, working out...**OBTAINED:** Phillies 27th round pick in June, 1997 draft; previously drafted by California, 28th, 1994; Seattle, 31st, 1995 and 45th, 1996...**Amateur:** Was 9-1 as a senior in high school; 14-6 in 2 years at Yavapai...**1997:** Made pro debut at Martinsville (R)...Florida Instructional League...**1998:** Pitched at Piedmont (A)...Struck out 12 in opening day start...Didn't win a game in '97 and didn't lose a regular season game in '98, 9-0 in 15 starts...South Atlantic League All-Star, in-season...Reached double digits in strikeouts 6 times, including a pair of 13s, 4/17 vs Cape Fear and 8/23 vs Asheville...Fanned 114 in 84.0 innings...Opponents batted .194...Lost 2nd playoff game, 3-2, 9/2 to Cape Fear, which eliminated Piedmont...DL 4/26-7/8 (strained left elbow)...Led all Phillies minor leaguers in ERA...Florida Instructional League...**1999:** Pitched in Clearwater (A)...Began season 4-0, running his streak to 13 regular-season wins without a loss...Led team in starts, complete games, shutouts, innings and strikeouts...Notched 2 complete-game shutouts: 7/9 vs Dunedin (9 IP, 3 H, 1 BB, 9 SO) and 6/7 vs St. Petersburg (9 IP, 6 H, 2 BB, 1 SO)...Named Phillies Minor League Player of the Week 7/5...FLL for 2nd straight year.

YEAR	CLUB	W-L	ERA	G	GS	CG	SHO	SV	IP	H	R	ER	HR	HB	BB	SO	WP	BK
1997	Martinsville	0-5	6.28	21	2	0	0	2	28.2	32	28	20	1	4	11	30	5	0
1998	Piedmont	9-0	2.04	15	15	0	0	0	84.0	60	21	19	2	3	21	114	7	1
1999	Clearwater	8-7	3.93	26	25	3	2	0	149.0	156	80	65	2	1	52	100	0	0

WEDEL, JEREMY......HT: 6-0; WT: 195...**B-T:** R-R...**BORN:** November 27, 1976, Wasco, CA...**RESIDES:** Wasco...**EDUCATION:** 1994 graduate Wasco Union HS; attended Armstrong Atlantic State U...**MISC:** Played Little League, Kansas Jayhawk League ball...**OBTAINED:** Phillies 20th round pick in June, 1998 draft...**1998:** Made pro debut at Batavia (A)...5-1, 3.69 ERA in August...4th in New York-Penn League in innings...Tied for most starts for all Phillies short-season minor leaguers with Geoff Geary...**1999:** Began season in extended spring...Promoted to Clearwater (A) 5/13...Sent to Piedmont (A) 5/24...Did not allow an earned run in 7 consecutive appearances 6/28-7/31 (16.2 innings)...Promoted to Clearwater 9/3.

YEAR	CLUB	W-L	ERA	G	GS	CG	SHO	SV	IP	H	R	ER	HR	HB	BB	SO	WP	BK
1998	Batavia	7-6	4.38	16	15	1	0	0	88.1	102	48	43	3	3	15	65	1	0
1999	Piedmont	5-3	2.16	23	0	0	0	3	50.0	46	19	12	2	3	8	40	2	0
	Clearwater	0-0	1.69	4	0	0	0	0	5.1	4	1	1	0	0	1	3	0	0

WESTMORELAND, KENNETH NEAL II (Ken)...RHP...HT: 6-1; WT: 215...B-T: R-R...**BORN:** February 26, 1975, Decatur, AL...**RESIDES:** Decatur...**EDUCATION:** 1993 graduate Austin (Decatur) HS; attended Northwest CC (AL), U of Alabama-Huntsville...**MISC:** Played American Legion, National Baseball Congress (Hartsville Expos) ball...**HOBBIES:** Working out, basketball, riding jet skis...**OBTAINED:** Phillies 10th round pick in June, 1998 draft; previously drafted by Cleveland, 34th, 1993...**1998:** Junior at UAH: 4-3, 3.71 ERA, 73 IP, 68 IP...Made pro debut at Batavia (R)...Lost and won 3 straight decisions after which he was promoted to Piedmont (A) 7/23...Phillies Minor League Player of the Month (July), 5-1 combined between Batavia-Piedmont, 1.53 ERA, 6 GS, 39 SO, 35.2 IP...Florida Instructional League...**1999:** Played at Clearwater (A)...Compiled a 7-0 record and 2.57 ERA in first 13 starts...Won 13 straight games from 7/8-8/26/99...Placed on DL 8/23 (sore right elbow).

YEAR	CLUB	W-L	ERA	G	GS	CG	SHO	SV	IP	H	R	ER	HR	HB	BB	SO	WP	BK
1998	Batavia	3-1	1.43	7	7	0	0	0	37.2	33	10	6	0	0	5	39	0	1
	Piedmont	3-0	1.93	5	5	0	0	0	32.2	27	11	7	3	0	17	41	0	0
1999	Clearwater	8-4	4.20	20	20	0	0	0	111.1	130	59	52	7	3	40	40	9	0

WILSON, MICHAEL JAMES (Mike)...RHP...HT: 6-6; WT: 220...B-T: R-R...**BORN:** June 12, 1980, South Bend, IN...**RESIDES:** Las Vegas, NV...**EDUCATION:** 1998 graduate Granite Hills HS (El Cajon, CA)...**MISC:** Played Little League...**HOBBIES:** Computers, television production...**OBTAINED:** Phillies 8th round selection in June, 1998 draft...**Amateur:** 4-year varsity letterman in basketball and baseball; Player of the Year, basketball and baseball, 1997-1998...Holds all Granite Hills HS basketball scoring records as well as records in total rebounds, steals, assists and blocked shots...**1998:** Made pro debut at Martinsville (R)...Florida Instructional League...**1999:** Pitched at Batavia (A)...Won season opener by pitching a 1-hitter, 6/16 vs Jamestown (8 IP, 1 R, 1 ER, 3 BB, 6 SO)...Struck out 11, 7/1 vs St. Catharines...Shut down 8/31 (right shoulder inflammation)...FIL for 2nd straight year.

YEAR	CLUB	W-L	ERA	G	GS	CG	SHO	SV	IP	H	R	ER	HR	HB	BB	SO	WP	BK
1998	Martinsville	1-3	4.81	9	7	0	0	0	39.1	40	25	21	6	0	13	40	8	0
1999	Batavia	5-3	3.64	13	13	1	0	0	84.0	66	42	34	7	10	29	73	5	0

WOODS, KENNETH MONTEITH (Kenny)...OF...HT: 5-10; WT: 175...B-T: R-R...**BORN:** August 2, 1970, Los Angeles, CA...**RESIDES:** Los Angeles...**EDUCATION:** Graduated from Pacific Palisades HS (CA); attended Santa Monica JC, and Lewis and Clark State College...**OBTAINED:** Signed as a minor free agent 11/3/99; originally drafted by the Giants in 15th round of June, 1992 draft.

YEAR	CLUB	AVG	G	AB	R	H	2B	3B	HR	RBI	SH	SF	HP	BB	SO	SB	CS	E
1992	Everett	.253	64	257	50	65	9	1	0	31	1	0	7	35	46	20	17	15
1993	Clinton	.281	108	320	56	90	10	1	4	44	7	2	4	41	55	30	5	10
1994	San Jose	.298	90	336	58	100	18	3	6	49	3	3	4	45	43	15	7	13
1995	Shreveport	.254	89	209	30	53	11	0	3	23	2	1	1	23	29	4	5	17
1996	Phoenix	.279	56	208	32	58	12	1	2	13	0	3	1	19	29	3	4	6
	Shreveport	.279	83	287	35	80	17	1	1	29	4	6	4	29	35	14	10	21
1997	Phoenix	1.000	1	1	0	1	0	0	0	1	0	0	0	0	0	0	0	0
	Shreveport	.300	104	293	41	88	14	2	2	32	4	3	3	28	40	6	4	16
1998	Shreveport	.307	94	335	44	103	20	2	4	33	0	3	2	28	31	8	9	19
	Fresno	.364	23	44	9	16	5	0	0	5	1	0	1	2	8	0	0	3
1999	Fresno	.324	124	469	77	152	23	4	6	73	2	9	3	33	45	19	4	27

WOOL, WILL JOSE...RHP...HT: 6-1; WT: 170...B-T: R-R...**BORN:** October 6, 1981, Los Teques Miranda, VZ...**RESIDES:** Miranda...**EDUCATION:** 1998 graduate of Institulo Vitegual High School...**OBTAINED:** Signed as an amateur free agent 6/15/99...**1999:** Made pro debut with La Victoria in the Venezuelan Summer League.

YEAR	CLUB	W-L	ERA	G	GS	CG	SHO	SV	IP	H	R	ER	HR	HB	BB	SO	WP	BK
1999	Phillies, VSL	0-0	7.50	10	1	0	0	0	12.0	—	10	10	1	—	19	11	—	—

ZAMORA, PETER ANDREW (Pete)...LHP...HT: 6-3; WT: 185...B-T: L-L...**BORN:** August 13, 1975, Carmichael, CA...**RESIDES:** Mission Viejo, CA...**EDUCATION:** Attended UCLA...**OBTAINED:** Selected in 1999 Rule 5 Draft from the Dodgers...Originally drafted by LA in 20th round of June, 1997 draft...**1997:** Made pro debut with Great Falls (R)...Struck out 18 over 15 scoreless innings in first 3 pro starts...**1998:** Played at San Bernardino (A)...Had 27.1 scoreless inning streak stopped on 6/24...Promoted to San Antonio (AA)...**1999:** Played at San Antonio.

YEAR	CLUB	W-L	ERA	G	GS	CG	SHO	SV	IP	H	R	ER	HR	HB	BB	SO	WP	BK
1997	Great Falls	2-5	2.58	13	10	1	0	2	70.0	59	27	20	3	3	30	73	3	1
1998	San Bernardino	4-1	2.09	25	5	0	0	6	82.0	43	21	19	1	4	33	77	3	2
	San Antonio	3-8	4.46	12	12	0	0	0	65.2	71	52	33	6	1	27	47	1	1
1999	San Antonio	2-1	6.08	35	0	0	0	3	63.2	79	48	43	5	4	30	41	4	1

ZIPSER, MICHAEL ADAM...RHP...HT: 6-0; WT: 215...B-T: R-R...**BORN:** September 14, 1976, Northridge, CA...**RESIDES:** Las Vegas, NV...**EDUCATION:** 1994 graduate Cimarron-Memorial HS (Las Vegas); attended UNLV...**MISC:** Played Little League, Babe Ruth, American Legion, AAABA, Kansas Jayhawk League ball...**HOBBIES:** Golf, guitar...**OBTAINED:** Phillies 26th round pick in June, 1998 draft...**1998:** Junior at UNLV: 5-5 record...Made pro debut at Batavia (A)...**1999:** Began season on Batavia roster...Placed on DL 6/18 (right shoulder inflammation)...Rehab assignment with Gulf Coast Phillies...Reinstated on DL 8/9 and rejoined Batavia.

YEAR	CLUB	W-L	ERA	G	GS	CG	SHO	SV	IP	H	R	ER	HR	HB	BB	SO	WP	BK
1998	Batavia	0-1	2.67	19	0	0	0	3	27.0	26	10	8	1	1	8	33	3	0
1999	Gulf Coast	0-1	4.00	6	0	0	0	0	9.0	11	5	4	1	0	5	11	0	0
	Batavia	2-1	2.76	9	0	0	0	0	16.1	17	9	5	0	2	6	16	0	0



Phillies

2000 PHILLIES

<i>Clubhouse Personnel.....</i>	<i>162</i>
<i>Coaches' Biographies.....</i>	<i>167-172</i>
<i>Francona's Biography</i>	<i>166</i>
<i>Medical Crew.....</i>	<i>161-162</i>
<i>Non-Roster Player Biographies.....</i>	<i>262-279</i>
<i>Player Biographies</i>	<i>172-261</i>
<i>Roster.....</i>	<i>163-165</i>

2000

MEDICAL CREW



MICHAEL G. CICCOTTI, MD - DIRECTOR OF MEDICAL SERVICES

Born: Scranton, PA, 11/3/60 . . . Home: Penn Valley, PA . . . Married Patricia Ann McDade; four children, Michael, Matthew, Emily and Caroline.

Second season with the Phillies . . . Graduate of the College of the Holy Cross in Worcester, MA and Georgetown University School of Medicine in Washington, DC . . . Completed an Orthopaedic Residency Training at Thomas Jefferson University Hospital followed by a Fellowship in Sports Medicine at the Kerlan-Jobe Sports Clinic in Los Angeles, CA . . . Served as Team Physician Assistant for all the Los Angeles Professional Sports Teams and the University of Southern California Athletic Program while in LA . . . Returned to the Rothman Institute and Thomas Jefferson University where he is an orthopaedic sports medicine specialist and serves as Clinical Associate Professor of Orthopaedic Surgery, Co-Director of the Orthopaedic Residency Program, Director of the Sports Medicine Fellowship Program and Chief of the Division of Sports Medicine at Thomas Jefferson University . . . Has served as orthopaedic consultant for the US Women's National Soccer Team, the Philadelphia Flyers Hockey Team and the Philadelphia Eagles Football Team . . . Recognized by the Pennsylvania Orthopaedic Society, the Eastern Orthopaedic Society, the American Academy of Orthopaedic Surgeons and the American Orthopaedic Society for Sports Medicine for his contributions to orthopaedic research and sports medicine . . . Named as one of the Top Doctors in Philadelphia as well as one of the Best Doctors in America . . . Also currently serves as Team Physician for St. Joseph's University, the Philadelphia Marathon, and the Philadelphia Distance Run.



JOHN M. MCSHANE, MD - ASSISTANT DIRECTOR OF MEDICAL SERVICES

Born: Philadelphia, PA, 5/13/59 . . . Home: Wayne, PA . . . Married, wife's name is Colleen; two children, Brendan, Casey.

Second year as Assistant Team Physician . . . Earned a BS degree in Biology from Villanova University . . . Graduate of Temple University School of Medicine in 1987, went on to serve a Family Medicine Residency and a Sports Medicine Fellowship at the University of California in Los Angeles, CA . . . Assistant Professor of the Department of Family Medicine at Thomas Jefferson University . . . Director of Sports Medicine Fellowship Program at Thomas Jefferson University . . . Director of Sports Medicine at Riddle Memorial Hospital . . . Member of several societies including: American Medical Society of Sports Medicine, American College of Sports Medicine, American Academy of Family Physicians, American Medical Association.



JEFF COOPER - TRAINER

Born: Wilmington, DE, 12/30/51 . . . Home: Wilmington, DE . . . Married Alice Denise Bennett; two daughters, Sarah (7/8/81) and Amanda (10/10/83).

Twentieth year as Phils head trainer and longest stint as head trainer in Phillies history . . . He worked five years as assistant under Don Seger beginning in 1976; accepted the head trainer position in 1981 . . . Began career as a trainer in the Phillies system in 1970 with the Pulaski farm club . . . Also worked at Reading and Caguas, PR . . . Graduate of Conrad High School . . . Holds BS degree in Physical Education from the University of Delaware . . . MS Degree in Athletic Training from Indiana State University . . . Certified member of the National Athletic Trainers Association, 1976 . . . Member of the American College of Sports Medicine and the National Strength and Conditioning Association . . . Member: Steering Committee of the Baseball and Spitting Tobacco Initiative of Major League Baseball, National Cancer Institute, National Institute of Dental Research . . . Member: National Advisory Board of the National Spit Tobacco Education Program, Oral Health America . . . Consultant: Physiotherapy Association, Memphis, TN . . . Served two terms as President, PBATS (Professional Baseball Athletic Trainers Society), 1990-1993 . . . Selected to serve as National League trainer at the 1985, 1991 and 1996 All-Star Games . . . Received University of Delaware Presidential Citation for Outstanding Achievement in 1993 . . . Received MLB Athletic Training Staff of the Year award for 1994.

PHILLIES TRAINERS

1941-45	Leo Miller	1963-68	Joe Liscio
1946-47	Dusty Cooke	1969-80	Don Seger
1948-62	Frank Wiechec	1981-	Jeff Cooper

MEDICAL CREW



MARK ANDERSEN - ASSISTANT TRAINER

Born: Philadelphia, PA, 6/18/59 ... Home: West Chester, PA ... Married Victoria Andre; one daughter, Rachel Vaughn (9/10/92).

Fifteenth year as Phillies assistant trainer, beginning in 1986 ... First worked as student trainer with the Phillies from 1981-83 ... Worked at Spartanburg (1984), Peninsula (1985) and Zulia of the Venezuelan Winter League (1985-87) ... Served as athletic trainer for Phillies Dream Weeks, 1986-97 ... Graduate of Abington (PA) High School ... Graduate of East Stroudsburg State University with a BS degree in Physical Education ... Certified member of the National Athletic Trainers Association, 1983 ... Member of the Pennsylvania Athletic Trainers Society and the National Strength and Conditioning Association ... Received MLB Athletic Training Staff of the Year award for 1994 ... Selected to serve as National League trainer at the 1998 All-Star Game.



SCOTT HOFFMAN - CONDITIONING COORDINATOR

Born: Lowville, NY, 4/8/67 ... Home: Palm Harbor, FL ... Single.

Hired by the Phillies on August 25, 1995 as Conditioning Coordinator ... Was the minor league strength and conditioning coach for the Cleveland Indians organization, 1991-95 ... Graduated from Springfield College in 1989 with a BS degree in Health and Fitness ... Held an internship with the US Naval Academy in 1989 ... Was a graduate assistant at the University of Akron, 1990-91 ... Member of National Strength and Conditioning Association (NSCA) and is Certified Strength and Conditioning Specialist (CSCS).

CLUBHOUSE PERSONNEL



FRANK COPPENBARGER MANAGER, EQUIPMENT AND TEAM TRAVEL

Born: Decatur, IL, 4/9/56 ... Home: Cherry Hill, NJ ... Married Christine Riemer; one daughter, Caitlyn Sangita (8/29/90); one son, John Roy (7/11/94).

Twelfth year as Phillies equipment manager, beginning in 1989. Aided Traveling Secretary, Eddie Ferenz, with Team Travel in 1999, taking over the reins in 2000. Served as Equipment Manager for Major League Baseball's tour of Japan in 1998 ... Began his career in baseball helping out in the clubhouse and as batboy, 1967-1974, for the Decatur Giants of the Midwest League ... Was Equipment Manager for Davenport (1977) and Salinas (1978) of the California Angels organization ... Worked for Springfield, St. Louis Cardinals' triple-A club, 1979-81 ... Promoted to assistant clubhouse manager for St. Louis, 1981-88 ... Graduate of Stephen Decatur High School (IL) ... Attended Millikin University (IL).

Joe Dunn is the Assistant Clubhouse Manager and is responsible for the umpire's room. Phil Sheridan serves as Clubhouse Assistant. Kevin Steinhour is manager of the Visiting Clubhouse.



EDDIE FERENZ

A special "Thank You" goes out to Eddie Ferenz for his 30 years of service as Traveling Secretary for the Phillies. Eddie originally joined the Phillies in 1966 as the Public Address announcer at Connie Mack Stadium. He became Traveling Secretary in October 1969 and moves into a part-time position for the 2000 season.

2000 PHILLIES NON-ROSTER INVITEES

PITCHERS (6)		B-T	HT	WT	BORN	BIRTHPLACE	RESIDENCE	1999 CLUB	W-L	ERA	G	GS	CG	SHO	SV	IP	H	R	ER	BB	SO	ML SER	
70	Bullinger, Kirk	R-R	6-2	170	10/28/69	New Orleans, LA	Gretna, LA	Trenton	1-1	0.53	17	0	0	0	0	10	17.0	6	2	1	5	16	0.042
								Pawtucket	0-2	2.39	35	0	0	0	15	37.2	37	14	10	13	27		
								BOSTON	0-0	4.50	4	0	0	0	0	2.0	2	1	1	2	0		
50	Grahe, Joe	R-R	6-0	208	8/14/67	W. Palm Beach, FL	Palm Bch Gardens, FL	Reading	0-0	0.90	7	0	0	0	4	10.0	7	3	1	2	12	4.170	
								Scranton	3-1	3.00	23	4	0	0	10	36.0	38	15	12	15	25		
								PHILLIES	1-4	3.86	13	5	0	0	0	32.2	40	16	14	17	16		
71	Looney, Brian	L-L	5-10	180	9/26/69	New Haven, CT	Cheshire, CT	Toledo	3-0	6.22	47	1	0	0	2	55.0	51	38	38	44	52	0.030	
								Scranton	1-0	3.94	3	3	0	0	0	16.0	19	9	7	6	12		
48	Perez, Yorkis	S-L	6-0	212	9/30/67	Bajos de Haina, DR	Bajos de Haina, DR	PHILLIES	3-1	3.94	35	0	0	0	0	32.0	29	15	14	15	26	5.112	
								Anaheim	5-11	5.42	28	26	0	0	0	147.2	165	101	89	82	73	4.040	
22	Sparks, Steve	R-R	6-0	180	7/2/65	Tulsa, OK	Sugarland, TX	CHICAGO (AL)	0-1	7.55	40	0	0	0	0	39.1	63	36	33	11	35	1.030	
								Charlotte	2-0	3.52	14	0	0	0	1	15.1	15	7	6	3	15		
CATCHERS (3)		B-T	HT	WT	BORN	BIRTHPLACE	RESIDENCE	1999 CLUB	AVG	G	AB	R	H	2B	3B	HR	RBI	BB	SO	SB	CS	ML SER	
79	Dominique, Andy	R-R	6-0	224	10/30/75	Tarzana, CA	Granada Hills, CA	Clearwater	.255	130	487	77	124	29	5	14	92	69	84	3	3	0.000	
								Clearwater	.277	98	346	35	96	15	0	9	52	14	26	1	0	0.000	
76	Estrada, Johnny	S-R	5-11	209	6/27/76	Hayward, CA	Fresno, CA	Erie	.213	62	211	19	45	9	0	3	18	13	38	0	2	0.000	
								Edmonton	.294	5	17	3	5	0	0	1	2	3	3	0	0		
INFELDERS (5)		B-T	HT	WT	BORN	BIRTHPLACE	RESIDENCE	1999 CLUB	AVG	G	AB	R	H	2B	3B	HR	RBI	BB	SO	SB	CS	ML SER	
15	Doster, Dave	R-R	5-10	181	10/8/70	Fort Wayne, IN	New Haven, IN	PHILLIES	.196	99	97	9	19	2	0	3	10	12	23	1	0	1.076	
								Oklahoma	.104	22	67	4	7	1	0	0	2	5	12	0	0	0.032	
74	Forbes, P.J.	R-R	5-10	160	9/22/67	Pittsburg, KS	Pittsburg, KS	Rochester	.264	88	349	49	92	16	1	0	19	26	40	5	0		
								Edmonton	.260	83	296	31	77	17	1	4	40	19	43	2	2	2.062	
80	Rose, Pete Jr.	L-R	6-1	180	11/16/69	Cincinnati, OH	Cincinnati, OH	New Jersey (Ind)	.300	81	303	70	91	27	1	15	53	42	29	7	0	0.028	
								Richmond	.293	100	355	49	104	25	1	12	53	35	84	0	1	0.091	
OUTFIELDERS (3)		B-T	HT	WT	BORN	BIRTHPLACE	RESIDENCE	1999 CLUB	AVG	G	AB	R	H	2B	3B	HR	RBI	BB	SO	SB	CS	ML SER	
77	Leach, Jalal	L-L	6-2	200	3/14/69	San Francisco, CA	Novato, CA	Fresno	.294	116	371	58	109	19	5	15	75	27	67	8	7	0.000	
								Vero Beach	.279	62	201	24	56	14	1	2	22	21	29	14	11	0.000	
64	Perez, Josue	S-R	6-0	180	8/12/77	Habana, Cuba	Santo Domingo, DR	Clearwater	.247	23	93	15	23	2	0	0	6	7	17	6	1		
								Edmonton	.279	96	348	60	97	15	1	12	45	47	70	1	1	0.122	
75	Pritchett, Chris	L-R	6-4	185	1/31/70	Merced, CA	Modesto, CA	ANAHEIM	.156	20	45	3	7	1	0	1	2	2	9	1	1		

2000 PHILLIES ROSTER

Manager: Terry Francona (7)

Coaches: Galen Cisco (40), Chuck Cottier (3), Hal McPae (56), Brad Mills (9), John Vukovich (16), Ramon Henderson (59)

PITCHERS (20)	B-T	HT	WT	BORN	BIRTHPLACE	RESIDENCE
30 Aldred, Scott	L-L	6-4	220	6/12/68	Flint, MI	Fenton, MI
43 Ashby, Andy	R-R	6-1	202	7/11/67	Kansas City, MO	Pittston, PA
46 Barrios, Manuel	R-R	6-0	185	9/21/74	Cabecera, Panama	Rock Island, IL
45 Brantley, Jeff	R-R	5-10	197	9/5/63	Florence, AL	Clinton, MS
62 Brester, Jason	L-L	6-3	190	12/7/76	Lincoln, NE	Houston, TX
55 Brock, Chris	R-R	6-0	185	2/5/71	Orlando, FL	Altamonte Springs, FL
49 Brownson, Mark	L-R	6-2	185	6/17/75	Lake Worth, FL	Wellington, FL
34 Byrd, Paul	R-R	6-1	184	12/3/70	Louisville, KY	Alpharetta, GA
72 Cogglin, David	R-R	6-4	205	10/30/76	Covina, CA	Upland, CA
61 Gomes, Wayne	R-R	6-2	227	1/15/73	Hampton, VA	Cherry Hill, NJ
42 Jackson, Mike	R-R	6-2	225	12/22/64	Houston, TX	Spring, TX
65 Nickle, Doug	R-R	6-4	210	10/2/74	Sonoma, CA	Sonoma, CA
31 Person, Robert	R-R	6-0	194	10/6/69	St. Louis, MO	St. Louis, MO
35 Politte, Cliff	R-R	5-11	185	2/27/74	St. Louis, MO	St. Louis, MO
44 Reyes, Carlos	S-R	6-0	190	4/4/69	Miami, FL	San Diego, CA
38 Schilling, Curt	R-R	6-4	231	11/14/66	Anchorage, AK	Philadelphia, PA
52 Schrenk, Steve	R-R	6-3	215	11/20/68	Great Lakes, IL	Parish, FL
37 Shumaker, Anthony	L-L	6-5	219	5/14/73	Tucson, AZ	Kokomo, IN
47 Telemaco, Amaury	R-R	6-3	222	1/19/74	Higway, DR	La Romana, DR
54 Wolf, Randy	L-L	6-0	194	8/22/76	Canoga Park, CA	West Hills, CA

CATCHERS (3)	B-T	HT	WT	BORN	BIRTHPLACE	RESIDENCE
14 Bennett, Gary	R-R	6-0	208	4/17/72	Waukegan, IL	Waukegan, IL
24 Lieberthal, Mike	R-R	6-0	190	1/18/72	Glendale, CA	Westlake Village, CA
12 Prince, Tom	R-R	5-11	206	8/13/64	Kankakee, IL	Bradenton, FL

INFELDERS (9)	B-T	HT	WT	BORN	BIRTHPLACE	RESIDENCE
16 Anderson, Marlon	L-R	5-11	198	1/6/74	Montgomery, AL	Prattville, AL
26 Arias, Alex	R-R	6-3	202	11/20/67	New York, NY	Hollywood, FL
2 Brocna, Pico	L-L	6-2	203	4/18/70	Turners Falls, MA	Watertown, CT
67 Duncan, Carlos	R-R	6-1	185	6/30/77	San Pedro de Macoris, DR	San Pedro de Macoris, DR
23 Jordan, Kevin	R-R	6-1	201	10/9/69	San Francisco, CA	Queensland, Australia
19 Martinez, Felix	S-R	6-0	180	5/18/74	Nagua, DR	Republica, DR
8 Relaford, Desi	S-R	5-9	174	9/16/73	Valdosta, GA	Jacksonville, FL
17 Rolen, Scott	R-R	6-4	226	4/4/75	Jasper, IN	Holmes Beach, FL
68 Rollins, Jimmy	S-R	5-8	154	11/27/78	Oakland, CA	Alameda, CA

OUTFIELDERS (8)	B-T	HT	WT	BORN	BIRTHPLACE	RESIDENCE
53 Abreu, Bobby	L-R	6-0	197	3/11/74	Aragua, Venezuela	Aragua, Venezuela
33 Burrell, Pat	R-R	6-4	225	10/10/76	Eureka Springs, AR	Boulder Creek, CA
25 Ducey, Rob	L-R	6-2	183	5/24/65	Toronto, Ontario	Palm Harbor, FL
5 Gant, Ron	R-R	6-0	196	3/2/65	Victoria, TX	Alpharetta, GA
6 Glanville, Doug	R-R	6-2	172	8/25/70	Hackensack, NJ	Teaneck, NJ
29 Magee Jr, Wendell	R-R	6-0	220	8/3/72	Hattiesburg, MS	Birmingham, AL
11 Selfick, Kevin	R-R	5-10	182	2/10/71	Oak Lawn, IL	Orland Park, IL
63 Taylor, Reggie	L-R	6-1	178	1/12/77	Newberry, SC	Newberry, SC

a - Rehab Assignment

2000 PHILLIES ROSTER

Team Physician: Dr. Michael Ciccotti Trainer: Jeff Cooper Assistant Trainer: Mark Andersen Conditioning Coordinator: Scott Hoffman

1999 CLUB	W-L	ERA	G	GS	CG	SHO	SV	IP	H	R	ER	BB	SO	ML SER
TAMPA BAY	3-2	5.18	37	0	0	0	0	24.1	26	15	14	14	22	5.058
PHILLIES	1-1	3.90	29	0	0	0	1	32.1	33	15	14	15	19	
SAN DIEGO	14-10	3.80	31	31	4	3	0	206.0	204	95	87	54	132	8.021
Indianapolis	2-7	5.28	49	8	0	0	0	90.1	94	60	53	35	73	0.036
PHILLIES	1-2	5.19	10	0	0	0	5	8.2	5	6	5	8	11	11.061
Carolina	2-6	5.76	11	11	0	0	0	59.1	71	45	38	26	44	0.000
Reading	7-5	3.76	16	16	3	1	0	105.1	105	48	44	26	87	
SAN FRAN.	6-8	5.48	19	19	0	0	0	106.2	124	69	65	41	76	1.147
Col. Springs	6-6	6.20	17	16	2	0	0	103.0	120	75	71	24	81	0.051
COLORADO	0-2	7.89	7	7	0	0	0	29.2	42	26	26	8	21	
PHILLIES	15-11	4.60	32	32	1	0	0	199.2	205	119	102	70	106	3.116
Reading	2-5	7.50	9	9	0	0	0	42.0	55	37	35	20	21	0.000
PHILLIES	5-5	4.26	73	0	0	0	19	74.0	70	38	35	56	58	2.108
CLEVELAND	3-4	4.06	72	0	0	0	39	68.2	60	32	31	26	55	13.059
Clearwater	2-4	2.29	60	0	0	0	28	70.2	60	25	18	23	70	0.000
TORONTO	0-2	9.82	11	0	0	0	2	11.0	9	12	12	15	12	3.082
Dunedin - a	0-0	3.00	1	1	0	0	0	3.0	4	1	1	1	3	
PHILLIES	10-5	4.27	31	22	0	0	0	137.0	130	72	65	70	127	
Reading	9-8	3.63	37	13	1	0	5	109.0	112	45	44	33	97	0.091
PHILLIES	1-0	7.13	13	0	0	0	0	17.2	19	14	14	15	15	
SAN DIEGO	2-4	3.72	65	0	0	0	1	77.1	76	38	32	24	57	5.140
PHILLIES	15-6	3.54	24	24	8	1	0	180.1	159	74	71	44	152	9.134
Scranton	3-1	2.93	32	0	0	0	2	43.0	38	17	14	21	34	0.093
PHILLIES	1-3	4.29	32	2	0	0	1	50.1	41	24	24	14	36	
Reading	4-3	1.78	10	10	1	0	0	60.2	48	17	12	17	60	0.028
Scranton	3-5	5.72	14	14	1	0	0	89.2	119	60	57	32	49	
PHILLIES	0-3	5.96	8	4	0	0	0	22.2	23	17	15	14	17	
ARIZONA	1-0	7.50	5	0	0	0	0	6.0	7	5	5	6	2	3.008
Tucson - a	0-3	5.09	13	12	0	0	0	17.2	21	11	10	6	17	
PHILLIES	3-0	5.55	44	0	0	0	0	47.0	45	29	29	20	41	
ARI/PHI	4-0	5.77	49	0	0	0	0	53.0	52	34	34	26	43	
Scranton	4-5	3.61	12	12	0	0	0	77.1	73	36	31	29	72	0.115
PHILLIES	6-9	5.55	22	21	0	0	0	121.2	126	78	75	67	116	

1999 CLUB	AVG	G	AB	R	H	2B	3B	HR	RBI	BB	SO	SB	CS	ML SER
PHILLIES	.273	36	88	7	24	4	0	1	21	4	11	0	0	1.093
PHILLIES	.300	145	510	84	153	33	1	31	96	44	86	0	0	5.005
PHILLIES	.167	4	6	1	1	0	0	0	0	1	1	0	0	7.082
Phillies, GCL - a	.238	7	21	3	5	3	0	0	3	4	0	0	0	
Clearwater - a	.364	9	33	5	12	0	0	2	9	3	3	1	0	
Scranton - a	.091	7	22	2	2	0	0	1	1	3	5	1	0	

1999 CLUB	AVG	G	AB	R	H	2B	3B	HR	RBI	BB	SO	SB	CS	ML SER
PHILLIES	.252	129	452	48	114	26	4	5	54	24	61	13	2	1.020
PHILLIES	.303	118	347	43	105	20	1	4	48	36	31	2	2	7.053
PHILLIES	.278	157	619	90	172	29	4	24	102	54	132	8	5	5.122
Piedmont	.217	73	276	41	60	15	3	11	40	19	88	15	4	0.000
PHILLIES	.285	120	347	36	99	17	3	4	51	24	34	0	0	4.055
Wichita	.269	87	327	57	88	22	2	4	37	37	43	19	12	0.125
Omaha	.304	8	23	2	7	5	0	0	2	2	6	0	1	
KANSAS CITY	.143	6	7	1	1	0	0	0	0	0	0	0	0	
PHILLIES	.242	65	211	31	51	11	2	1	26	19	34	4	3	2.064
Clearwater - a	.286	2	7	1	2	0	0	0	1	1	1	0	0	
PHILLIES	.268	112	421	74	113	28	1	26	77	67	114	12	2	3.060
Reading	.273	133	532	81	145	21	8	11	56	51	47	24	12	0.000
Scranton	.077	4	13	0	1	1	0	0	0	1	1	1	0	

1999 CLUB	AVG	G	AB	R	H	2B	3B	HR	RBI	BB	SO	SB	CS	ML SER
PHILLIES	.335	152	546	118	183	35	11	20	93	109	113	27	9	2.165
Reading	.333	117	417	84	139	28	6	28	90	79	103	3	1	0.000
Scranton	.152	10	33	4	5	0	0	1	4	4	8	0	1	
PHILLIES	.261	104	188	29	49	10	2	8	33	38	57	2	1	6.158
PHILLIES	.260	138	516	107	134	27	5	17	77	85	112	13	3	11.065
PHILLIES	.325	150	628	101	204	38	6	11	73	48	82	34	2	3.075
Scranton	.283	142	566	95	160	34	2	20	79	55	124	10	8	0.148
PHILLIES	.357	12	14	4	5	1	0	2	5	1	4	0	0	
PHILLIES	.278	111	209	28	58	15	3	1	11	29	24	9	4	3.136
Reading	.266	127	526	75	140	17	10	15	61	18	79	38	20	0.000

THE MANAGER



#7 TERRY FRANCONA

B-T: L-L

HT: 6-1; WT: 185

AGE: 40, turns 41 on April 22

BORN: April 22, 1959, Aberdeen, SD

RESIDES: Philadelphia, PA

CONTRACT STATUS: Signed a two-year contract, 10/30/96, and a one-year contract extension, 12/11/97, taking him through the 1999 season. On 8/12/98, he signed another contract extension taking him through the 2000 season, followed by a two-year extension on 9/12/99 taking him through 2002.

MANAGING/COACHING CAREER: Named the 48th manager of the Phillies on October 30, 1996. . . At 40 is still the youngest manager in the majors. . . Teams have shown steady improvement since his 1st year in 1997. . . Their 77 wins in 1999 were highest since the NL pennant-winning 1993 Phillies who won 97. . . Reached a high of 13 games over .500 (61-48) on 8/6, before tough final two months. . . In 1998, the young club went 44-43 prior to the All-Star break, the club's first winning record at the break since 1995 (39-29), and was in the wild card race until mid-August. . . In 1997, the rookie manager survived a rough 1st half (24-61) to lead club to a 44-33 record in the 2nd half, good for 3rd-best in the NL. . . Finished a respectable 68-94, one game better than the 1996 squad. . . Spent the 1996 season as the Detroit Tigers third base coach (hired 12/5/95). . . Began coaching career in the Chicago White Sox organization in 1991 as a hitting instructor for Sarasota of the Gulf Coast Rookie League. . . Landed 1st manager's job in 1992 at South Bend (A) where he finished with a 73-64 record. . . Also coached Grand Canyon of the Arizona Fall League in 1992. . . From 1993-95, managed Birmingham (AA). . . In 1993, led the Barons to the Southern League title, defeating both Nashville and Knoxville, respectively, in best-of-five playoff series. . . Earned '93 Southern League and *Baseball America's* Minor League Manager of the Year honors. . . Voted Top Managerial Prospect among minor league managers by *Baseball America* in 1994; Michael Jordan played for his Birmingham club that season. . . Managed Scottsdale of the Arizona Fall League in '94 (22-27 finish). . . Managed in the Dominican Winter League in 1995-96, guiding Aguilas to a 26-21 regular season mark; advanced to Caribbean World Series and finished tied for 2nd. . . Had a 296-266 (.527) career record as a minor league manager.

PLAYING CAREER: Hit .274 as a first baseman/outfielder during a 10-year major league career. . . Played for Expos, Cubs, Reds, Indians and Brewers. . . Montreal's 1st round pick in the June, 1980 draft. . . Hit a combined .350 at Memphis and Denver in 1981 to earn promotion to majors, 8/18/81. . . Hit 1st ML HR, 9/16/81 vs STL (off Bruce Sutter). . . Hit .333 in 5-game Division Series vs Phillies in 1981. . . Hit .321 in 46 games in 1982 before suffering right knee injury, 6/16 (underwent surgery). . . Hit career-best .346 in 58 games in 1984 before injuring left knee, 6/14 (underwent surgery). . . Hit .311 in 62 games for Cleveland in 1988, including a career-best 12-game hit streak, 8/21-9/9 (.340, 17-50). . . Pitched in 5 games for Louisville in 1991, his final pro season (1 ER in 7.2 IP, 2 BB, 6 SO).

PERSONAL: Terry Jon Francona. . . Married Jacque Lang (1/9/82); four children, Nick (7/11/85), Alyssa (4/7/87), Leah (1/27/89) and Jamie (11/25/94). . . 1977 graduate of New Brighton (PA) High School; hit .769 during his junior year (1976). . . Attended University of Arizona where he played baseball. . . Toured Italy with Team USA in 1978. . . In 1980 was Sporting News College Player of the Year and earned Golden Spikes Award as the outstanding amateur player in the USA. . . Hit .401 in regular season and then .458 during College World Series to earn MVP honors. . . His father Tito Francona played 15 years (1956-70) in the major leagues as a first baseman/outfielder, including a portion of the 1967 season with the Phillies. . . Hobby: Golf.

FRANCONA'S MANAGERIAL RECORD

YEAR	CLUB	LEAGUE	W-L	POSITION (1st half/2nd half)
1992	South Bend	Midwest	73-64	3rd/2nd
1993	Birmingham	Southern	78-65	2nd/1st
1994	Birmingham	Southern	65-74	4th/5th
1995	Birmingham	Southern	80-64	4th/2nd
1997	PHILLIES	NATIONAL	68-94	5th, East
1998	PHILLIES	NATIONAL	75-87	3rd, East
1999	PHILLIES	NATIONAL	77-85	3rd, East
TOTALS			516-533	.492
ML TOTALS			220-266	.453

TERRY FRANCONA'S PLAYING RECORD

YEAR	CLUB	AVG	G	AB	R	H	2B	3B	HR	RBI	BB	SO	SB
1980	Memphis	.300	60	210	20	63	13	2	1	23	10	20	1
1981	Memphis	.348	41	161	20	56	8	1	0	18	7	18	0
	Denver	.352	93	355	53	125	17	9	1	58	16	22	7
	MONTREAL	.274	34	95	11	26	0	1	1	8	5	6	1
1982	MONTREAL	.321	46	131	14	42	3	0	0	9	8	11	2
1983	MONTREAL	.257	120	238	21	59	11	1	3	22	6	20	0
1984	MONTREAL	.346	58	214	18	74	19	2	1	18	5	12	0
1985	MONTREAL	.267	107	281	19	75	15	1	2	31	12	12	5
1986	CHICAGO (NL)	.250	86	124	13	31	3	0	2	8	6	8	0
	Iowa	.250	17	60	7	15	3	2	0	8	4	5	1
1987	CINCINNATI	.227	102	207	16	47	5	0	3	12	10	12	2
1988	Colorado Springs	.323	68	235	29	76	15	5	0	32	13	18	0
	CLEVELAND	.311	62	212	24	66	8	0	1	12	5	18	0
1989	MILWAUKEE	.232	90	233	26	54	10	1	3	23	8	20	2
1990	MILWAUKEE	.000	3	4	1	0	0	0	0	0	0	0	0
1991	Louisville	.263	86	285	29	75	9	3	6	30	12	23	1
AL	TOTALS	.267	155	449	51	120	18	1	4	35	13	38	2
NL	TOTALS	.276	553	1282	112	354	56	5	12	108	52	81	10
ML	TOTALS	.274	708	1731	163	474	74	6	16	143	65	119	12

DIVISION SERIES RECORD

YEAR	CLUB, OPP	AVG	G	AB	R	H	2B	3B	HR	RBI	BB	SO	SB
1981	MTL, PHI	.333	5	12	0	4	0	0	0	0	2	2	2

LEAGUE CHAMPIONSHIP SERIES RECORD

YEAR	CLUB, OPP	AVG	G	AB	R	H	2B	3B	HR	RBI	BB	SO	SB
1981	MTL, LA	.000	2	1	0	0	0	0	0	0	0	1	0

THE COACHING STAFF



#40 GALEN CISCO PITCHING INSTRUCTOR

B-T: R-R

HT: 5-11; WT: 205

AGE: 62, turns 63 on March 7

BORN: March 7, 1937, St. Mary's, OH

RESIDES: St. Mary's, OH

MANAGING/COACHING CAREER: Named Phillies pitching coach on November 20, 1996 . . . His young staffs have shown steady improvement since his first season in 1997, despite suffering through injuries in 1998 and 1999 . . . Spent the 1996 season as pitching coach in the Padres organization for the Las Vegas Stars (AAA), after an 8-year career in the Blue Jays organization . . . Pitching coach for the Blue Jays from 1990-1995, guiding staff to AL-leading 3.50 ERA in 1991 and AL-leading 95 wins in 1993 . . . Was pitching coach at Syracuse (AAA) 1988-89, except for stint as interim pitching coach for the Blue Jays in 1988 . . . Spent 1985-87 as pitching coach for the Padres and 1980-84 in the same position for the Expos . . . Finished playing career in 1970 and had first job as pitching coach for Kansas City, 1971-79.

PLAYING CAREER: Former pitcher, mainly a reliever . . . Played 13 years of pro ball, including almost seven years in the majors with the Red Sox (1961-62; 67), Mets (1962-65) and Royals (1969) . . . Began his career in 1958 in the Red Sox organization . . . Played for two expansion teams in his career, joining the Mets in 1962 and the Royals in 1969 . . . Did not have any post-season experience until his coaching career, making it to the World Series in 1992 and 1993.

PERSONAL: Galen Bernard Cisco . . . Married Martha Howerton (12/1/57); two sons, Chip (9/5/58) and Jeff (12/13/62) - both played professional baseball . . . Graduate of Memorial High School (St. Mary's, OH) . . . Graduated from Ohio State University, earning a BS degree in Education . . . Played football at OSU; was captain of team that defeated Oregon, 10-7 in 1958 Rose Bowl . . . Baseball roommate was Frank Howard . . . Hobbies: Golf and flying model airplanes.

(continued on the next page)

GALEN CISCO'S MAJOR LEAGUE PLAYING RECORD

YEAR	CLUB	W-L	ERA	G	GS	CG	SHO	SV	IP	H	R	ER	BB	SO
1961	BOSTON	2-4	6.75	17	8	0	0	0	52.1	67	40	39	26	39
1962	BOSTON	4-7	6.72	23	9	1	0	0	83.0	95	66	62	50	43
	NEW YORK (NL)	1-1	3.32	4	2	1	0	0	19.1	15	7	7	11	13
1963	NEW YORK (NL)	7-15	4.33	51	17	1	0	0	155.2	165	88	75	64	81
1964	NEW YORK (NL)	6-19	3.61	36	25	5	2	0	191.2	182	85	77	54	78
1965	NEW YORK (NL)	4-8	4.50	35	17	1	1	0	112.1	119	63	56	51	58
1967	BOSTON	0-1	3.68	11	0	0	0	0	22.1	21	10	9	8	8
1969	KANSAS CITY	1-1	3.68	15	0	0	0	1	22.1	17	11	9	15	18
AL	TOTALS	7-13	5.98	66	17	1	0	1	180.0	200	127	119	99	108
NL	TOTALS	18-43	4.04	126	61	8	3	0	479.0	481	243	215	180	230
ML	TOTALS	25-56	4.62	192	78	9	3	1	659.0	681	370	334	279	338



#3 **CHUCK COTTIER** **BENCH COACH** (pronounced KAH-tee-air)

B-T: R-R

HT: 5-11; WT: 175

AGE: 64

BORN: January 8, 1936, Delta, CO

RESIDES: Edmonds, WA

MANAGING/COACHING CAREER: 2000 will be his fourth season with the Phillies . . .

Named Phillies bench coach on November 11, 1996 . . . Spent the 1996 season as the advance scout for the World Champion Yankees . . . In 1995 was bench coach for Phil Regan and the Orioles . . . Coached for 7 years for the Cubs (1988-94), as the first base coach for 6 years, then a defensive coordinator in 1994 . . . Managed the Seattle Mariners from September 1, 1984-May 9, 1986, posting a 98-119 record . . . Coached third base for 6 seasons, 3 with the Mariners (1982-84) and 3 with Mets (1979-81) . . . Managed over 4 seasons in the Pirates and Angels organizations . . . First managerial stint came in 1971 for Niagara Falls (A), which he left after an 8-3 record because of an Achilles tendon injury . . . Returned to Niagara in 1972 and moved to Pirates' Charleston (A) club in 1973 . . . Spent 1977-78 managing in the Angels system.

PLAYING CAREER: Former infielder, mainly a second baseman . . . Played 16 years of pro ball, including parts of 9 seasons with Milwaukee Braves (1959-60), Detroit (1961), Washington (1961-65) and California (1968-69) . . . Began career in the Orioles organization in 1954 . . . Had 2 homers, 8/6/63, to beat the Yankees and Whitey Ford, Ford's only loss in 12 lifetime decisions vs Washington.

PERSONAL: Charles Keith Cottier (Chuck) . . . Married Laurie Delson; one daughter, Cody (5/10/82) . . . Graduate of Grand Junction High School (CO), where he lettered in baseball, basketball, football and wrestling . . . Hobbies: Golf, racquetball.

CHUCK COTTIER'S MAJOR LEAGUE PLAYING RECORD

YEAR	CLUB	AVG	G	AB	R	H	2B	3B	HR	RBI	BB	SO	SB
1959	MILWAUKEE	.125	10	24	1	3	1	0	0	1	3	7	0
1960	MILWAUKEE	.227	95	229	29	52	8	0	3	19	14	21	1
1961	DETROIT	.286	10	7	2	2	0	0	0	1	1	1	0
	WASHINGTON	.234	101	337	37	79	14	4	2	34	30	51	9
1962	WASHINGTON	.242	136	443	50	107	14	6	6	40	44	57	14
1963	WASHINGTON	.205	113	337	30	69	16	4	5	21	24	63	2
1964	WASHINGTON	.168	73	137	16	23	6	2	3	10	19	33	2
1965	WASHINGTON	.000	7	1	1	0	0	0	0	0	0	0	0
1968	CALIFORNIA	.194	33	67	2	13	4	1	0	1	2	15	0
1969	CALIFORNIA	.000	2	2	0	0	0	0	0	0	0	0	0
ML	TOTALS	.220	580	1584	168	348	63	17	19	127	137	248	28



#59 RAMON HENDERSON BULLPEN COACH

B-T: R-R

HT: 5-11; WT: 175

AGE: 36, turns 37 on August 18

BORN: August 18, 1963, Monicion, DR

RESIDES: Phoenixville, PA

MANAGING/COACHING CAREER: 2000 will be his third season as bullpen coach. The 1998 season was his first in the major leagues. Has spent his entire career in the Phillies organization, dating back to 1982 when he was a player. Began his coaching career with Princeton Patriots in 1990, the year immediately following his playing career. Coached at Clearwater (1991-92), made his managerial debut with Martinsville (1993-96) and coached at Reading (AA) in 1997. Coached and managed in Dominican Instructional League (1995-98).

PLAYING CAREER: Former infielder who played third and second base. Eight-year pro who spent entire career in Phillies system. Signed by the Phillies as an amateur free agent, 6/10/82. Re-signed with the Phillies as a minor league free agent, 12/14/88.

PERSONAL: Ramon Gaspar Henderson. Married Sally Beckman (5/14/88); three children: Ashley Carmen (10/10/88), Jason Ramon (9/24/91) and Christian Juan (10/30/95), and a fourth due in March. 1982 graduate of Juan Pablo Duarte High School (DR). Hobbies: Golf and pool.

RAMON HENDERSON'S PLAYING RECORD

YEAR	CLUB	AVG	G	AB	R	H	2B	3B	HR	RBI	BB	SO	SB
1982	Helena	.235	18	34	2	8	1	0	0	0	3	8	0
1983	Spartanburg	.298	65	198	36	59	11	1	2	21	23	40	7
1984	Peninsula	.265	115	378	57	100	19	0	10	51	51	78	2
1985	Peninsula	.188	72	218	21	41	8	1	1	18	17	57	2
	Reading	.244	17	45	3	11	2	0	0	4	3	5	1
1986	Reading	.279	85	269	33	75	12	1	3	28	24	37	6
1987	Reading	.261	75	226	28	59	20	1	0	27	19	34	6
1988	Maine	.190	54	126	8	24	1	1	2	11	14	36	1
1989	Reading	.217	92	290	31	63	9	0	0	22	31	56	1



#56 HAL McRAE HITTING INSTRUCTOR

B-T: R-R

HT: 5-11; WT: 185

AGE: 54, turns 55 on July 10

BORN: July 10, 1945, Avon Park, FL

RESIDES: Bradenton, FL

MANAGING/COACHING CAREER: Named Phillies hitting instructor, November 11, 1996. Young teams have shown improvement each year since he began in 1997. Club hit .275 in 1999, fourth highest average in the NL and highest for a Phillies team since a league-leading .279 in 1977. Team hit .293 with 635 RBI with runners in scoring position in 1999. .269 with 521 RBI in 1998 and .257 with 484 RBI in 1997. Prior to Phillies, had same position with the Cincinnati Reds since October 21, 1994. Managed the Kansas City Royals from May 24, 1991 through the 1994 season, finishing with a .286-.277 (.508) record. Had winning records in 3 of his 4 seasons as manager. Member of American League All-Star Game coaching staff in 1992. Became 4th ML manager to have his son (Brian) playing under him. Was Montreal Expos hitting coach from 1990 until his appointment to Kansas City manager's post. Was minor league hitting instructor in the Pirates system 1988-89. Was player/hitting coach during final season in majors for Kansas City in 1987.

PLAYING CAREER: Played 23 years of pro baseball with 19 seasons in the majors with the Reds and Royals. Cincinnati's 6th pick in the June, 1965 draft. Made ML debut in 1968 and reached the majors to stay in 1970. Played in the '70 and '72 post-seasons with the Reds. Traded to Kansas City with Wayne Simpson for Roger Nelson and Richie Scheinblum, 11/30/72. Played for the Royals from 1973-87, hitting over .300 six times, including a career-high .332 in 1976, good for 2nd in the AL behind teammate George Brett (.333). Led majors and set club record with 133 RBI in 1982. 3-time All-Star (1975, '76, '82) and 3-time Designated Hitter of the Year (1976, '80, '82). Royals Player of the Year twice (1974, '82). Played in 8 LCS and 4 World Series. Set LCS record for most runs in a 5-game series (6) and tied record for career doubles (7). Hit .400 (18-45) in 17 World Series games.

PERSONAL: Harold Abraham McRae. Married Johncyna (Jo) Williams (4/21/67); two sons, Brian (9/27/67) and Cullen (4/15/73); one daughter, Leah (10/30/77). Graduate of Douglas High School (Sebring, FL) where he played baseball, basketball and football. Attended Florida A & M University where he played baseball. Hobbies: Baseball and golf.

(continued on the next page)

HAL McRAE'S MAJOR LEAGUE PLAYING RECORD

YEAR	CLUB	AVG	G	AB	R	H	2B	3B	HR	RBI	BB	SO	SB
1968	CINCINNATI	.196	17	51	1	10	1	0	0	2	4	14	1
1970	CINCINNATI	.248	70	165	18	41	6	1	8	23	15	23	0
1971	CINCINNATI	.264	99	337	39	89	24	2	9	34	11	35	3
1972	CINCINNATI	.278	61	97	9	27	4	0	5	26	2	10	0
1973	KANSAS CITY	.234	106	338	36	79	18	3	9	50	34	38	2
1974	KANSAS CITY	.310	148	539	71	167	36	4	15	88	54	68	11
1975	KANSAS CITY	.306	126	480	58	147	38	6	5	71	47	47	11
1976	KANSAS CITY	.332	149	527	75	175	34	5	8	73	64	43	22
1977	KANSAS CITY	.298	#162	641	104	191	54	11	21	92	59	43	18
1978	KANSAS CITY	.273	156	623	90	170	39	5	16	72	51	62	17
1979	KANSAS CITY	.288	101	393	55	113	32	4	10	74	38	46	5
1980	KANSAS CITY	.297	124	489	73	145	39	5	14	83	29	56	10
1981	KANSAS CITY	.272	101	389	38	106	23	2	7	36	34	33	3
1982	KANSAS CITY	.308	159	613	91	189	#46	8	27	*133	55	61	4
1983	KANSAS CITY	.311	157	589	84	183	41	6	12	82	50	68	2
1984	KANSAS CITY	.303	106	317	30	96	13	4	3	42	34	47	0
1985	KANSAS CITY	.259	112	320	41	83	19	0	14	70	44	45	0
1986	KANSAS CITY	.252	112	278	22	70	14	0	7	37	18	39	0
1987	KANSAS CITY	.313	18	32	5	10	3	0	1	9	5	1	0
AL	TOTALS	.293	1837	6568	873	1924	449	63	169	1012	616	697	105
NL	TOTALS	.257	247	650	67	167	35	3	22	85	32	82	4
ML	TOTALS	.290	2084	7218	940	2091	484	66	191	1097	648	779	109

* League Leader

Tied for League Lead

DIVISION SERIES RECORD

YEAR	CLUB, OPP	AVG	G	AB	R	H	2B	3B	HR	RBI	BB	SO	SB
1981	KC, OAK	.091	3	11	0	1	1	0	0	0	1	1	0

LEAGUE CHAMPIONSHIP SERIES RECORD

YEAR	CLUB, OPP	AVG	G	AB	R	H	2B	3B	HR	RBI	BB	SO	SB
1970	CIN, PIT	.000	2	4	0	0	0	0	0	0	0	2	0
1972	CIN, PIT	.000	1	0	0	0	0	0	0	0	0	0	0
1976	KC, NYY	.118	5	17	2	2	1	1	0	1	1	4	0
1977	KC, NYY	.444	5	18	6	8	3	0	1	2	3	1	0
1978	KC, NYY	.214	4	14	0	3	0	0	0	2	2	2	1
1980	KC, NYY	.200	3	10	0	2	0	0	0	0	1	3	0
1984	KC, DET	1.000	2	2	0	2	1	0	0	1	0	0	0
1985	KC, TOR	.261	6	23	1	6	2	0	0	3	1	6	0
LCS	TOTALS	.261	28	88	9	23	7	1	1	9	8	18	1

WORLD SERIES RECORD

YEAR	CLUB, OPP	AVG	G	AB	R	H	2B	3B	HR	RBI	BB	SO	SB
1970	CIN, BAL	.455	3	11	1	5	2	0	0	3	0	1	0
1972	CIN, OAK	.444	5	9	1	4	1	0	0	2	0	0	0
1980	KC, PHI	.375	6	24	3	9	3	0	0	1	2	2	0
1985	KC, STL	.000	3	1	0	0	0	0	0	0	1	1	0
WS	TOTALS	.400	17	45	5	18	6	0	0	6	3	4	0

ALL-STAR GAME RECORD

YEAR	CLUB, SITE	AVG	G	AB	R	H	2B	3B	HR	RBI	BB	SO	SB
1975	AL, MIL	.000	1	1	0	0	0	0	0	0	0	0	0
1976	AL, PHI	.000	1	1	0	0	0	0	0	0	0	0	0
1982	AL, MTL	.000	1	0	0	0	0	0	0	0	1	0	0
ASG	TOTALS	.000	3	2	0	0	0	0	0	0	1	0	0



#9 BRAD MILLS FIRST BASE COACH

B-T: L-R

HT: 6-0; WT: 190

AGE: 43

BORN: January 19, 1957, Exeter, CA

RESIDES: Visalia, CA

MANAGING/COACHING CAREER: 2000 will be his fourth season with the Phillies . . . Made his major league coaching debut in 1997, after being named Phillies first base coach November 1, 1996 . . . Managed Peoria in the Arizona Fall League in 1999 . . . Became first manager of the Colorado Springs Sky Sox (AAA), enjoying his 4th season there in 1996 . . . Led Sky Sox to Pacific Coast League playoffs in 1994 and 1995, earning title in 1995 . . . Earned Colorado organization's Player Development Man-of-the-Year Award in 1995 . . . Prior to joining Colorado, managed in Cubs organization for 6 years . . . First triple-A experience came in 1992 with Iowa . . . Stepped directly into managing following an 8-year playing career that ended in 1986 with Iowa.

PLAYING CAREER: Eight-year pro with parts of 4 seasons in the majors with the Expos . . . Primarily a third baseman, also played second and first base . . . Expos' top left-handed pinch-hitter in 1982, hitting only career ML HR, 8/10 vs Cubs . . . Became Nolan Ryan's 3,509th career strikeout victim on 4/27/83, breaking Walter Johnson's all-time record.

PERSONAL: James Bradley Mills (Brad) . . . Married Rhonda Kinney (8/21/78); three children: Taylor Candice (6/28/81), Rochelle Cathleen (1/18/83) and Beau Bradley (8/15/86) . . . 1975 graduate of Exeter High School (CA) . . . Graduated from College of the Sequoias . . . Attended University of Arizona for 2 years, where he was a roommate of Terry Francona . . . Named 2nd-team All-American in 1978, hitting .435 with a .638 slugging % . . . Was 3rd-team All-American in 1979, hitting .361 with a .598 slugging % . . . Hobbies: Golf and reading.

BRAD MILLS' MAJOR LEAGUE PLAYING RECORD

YEAR	CLUB	AVG	G	AB	R	H	2B	3B	HR	RBI	BB	SO	SB
1980	MONTREAL	.300	21	60	1	18	1	0	0	8	5	6	0
1981	MONTREAL	.238	17	21	3	5	1	0	0	1	2	1	0
1982	MONTREAL	.224	54	67	6	15	3	0	1	2	5	11	0
1983	MONTREAL	.250	14	20	1	5	0	0	0	1	2	3	0
ML	TOTALS	.256	106	168	11	43	5	0	1	12	14	21	0



#18 JOHN VUKOVICH THIRD BASE COACH

B-T: R-R

HT: 6-1; WT: 190

AGE: 52, turns 53 on July 31

BORN: July 31, 1947, Sacramento, CA

RESIDES: Voorhees, NJ

MANAGING/COACHING CAREER: 2000 will be his fourth season as Phillies third base coach . . . Has been a coach for the Phillies since the 1988 season, serving initially as the club's first base coach, then dugout assistant and spring training coordinator (1993-96) . . . Served as a coach for the Chicago Cubs for 6 years (1982-87) in various capacities including first base, third base and dugout . . . Also worked with Cub infielders and hitters . . . Was interim manager for one day, June 13, 1986 between Jim Frey and Gene Michael, winning one and losing one in a doubleheader . . . Named Phillies interim manager September 23, 1988 when Lee Elia was fired, and posted a 5-4 record.

PLAYING CAREER: Played 16 years of pro baseball, including parts of 10 seasons in the major leagues with the Phillies, Brewers and Reds . . . Originally drafted by the Phils in 1966 . . . Involved in a 7-player trade after the 1972 season, going to Milwaukee . . . Traded to Cincinnati in 1975 and was a member of the Reds' World Series Champion team . . . Returned to Phillies organization in 1976 where he played until 1981 (member of the 1980 World Champion team) . . . Also a member of 3 league champions in the minor leagues (Spartanburg, 1967; Eugene, 1972; and Oklahoma City, 1970 - under manager Lee Elia) . . . Led his league four times in fielding by a third baseman.

PERSONAL: John Christopher Vukovich . . . Married Bonnie Loughran; two children, Nicole (10/4/74) and Vincent (5/6/80) . . . Graduate of Amador County High School (Sutter Creek, CA) . . . Graduate of American River College (Sacramento) with an Associate's degree in Physical Education . . . Hobbies: Hunting and fishing.

(continued on the next page)

JOHN VUKOVICH'S MAJOR LEAGUE PLAYING RECORD

YEAR	CLUB	AVG	G	AB	R	H	2B	3B	HR	RBI	BB	SO	SB
1970	PHILLIES	.125	3	8	1	1	0	0	0	0	1	0	0
1971	PHILLIES	.166	74	217	11	36	5	0	0	14	12	34	2
1973	MILWAUKEE	.125	55	128	10	16	3	0	2	9	9	40	0
1974	MILWAUKEE	.188	38	80	5	15	1	0	3	11	1	16	2
1975	CINCINNATI	.211	31	38	4	8	3	0	0	2	4	5	0
1976	PHILLIES	.125	4	8	2	1	0	0	1	2	0	2	0
1977	PHILLIES	.000	2	2	0	0	0	0	0	0	0	1	0
1979	PHILLIES	.200	10	15	0	3	1	0	0	1	0	3	0
1980	PHILLIES	.161	49	62	4	10	1	1	0	5	2	7	0
1981	PHILLIES	.000	11	1	0	0	0	0	0	0	0	1	0
ML	TOTALS	.161	277	559	37	90	14	1	6	44	29	109	4

THE PLAYERS



#53 BOBBY ABREU RF

(pronounced uh-BRAY-yew)

B-T: L-R

HT: 6-0; WT: 197

AGE: 25, turns 26 on March 11

BORN: March 11, 1974, Aragua, VZ

RESIDES: Aragua, VZ

ML SERVICE: 2 years, 165 days

HOW OBTAINED: Acquired from Tampa Bay Devil Rays for Kevin Stocker, 11/18/97.

1999 SEASON: Had fine all-around season, reaching career highs in every offensive category335 avg ranked 3rd in NL and was highest by a Phillie since Tony Gonzalez hit .339 in 1967446 on-base % ranked 3rd in NL and was highest by a Phillie since Rich Ashburn's .449 mark in 1955 ... 11 triples were tied for 1st in NL; 1st Phillie to lead or tie for NL lead in triples since Juan Samuel (15) in 1987 ... Ranked 5th in NL in walks (109) and tied for 5th in runs (118) ... Had 20 HR and 27 SB, becoming 6th Phillie in history to reach 20 in each category; 1st since Von Hayes in 1989 ... Was 1 of 3 players in the majors with at least 10 doubles, triples, HR and SB; was the 13th player in club history to accomplish the feat and the 1st since Juan Samuel, who did it a club-record 4 times (1984-87) ... Ended season reaching base safely via hit or walk in 52 of last 54 games ... Hit 1st career grand slam, 4/16 vs FLA (Rafael Medina) ... Hit 1st career inside-the-park HR, 5/14 vs NYM ... Scored career-high 4 runs, 7/29 vs FLA ... Had career-high 5 hits, 8/8 vs ARI ... Had career-high and club-best 14-game hit streak, 8/17-9/1, .434 (23-53), 14 runs, 3 HR, 16 RBI ... Had career-high 6 RBI and tied career-high 2 HR (3rd time), 8/24 vs SD ... Had 8 OF assists and ranked 11th among NL OF in fielding % (.989, 3 E, 271 TC) ... Had club-best .346 avg with runners in scoring position ... Underwent arthroscopic surgery to remove loose bodies from right elbow, 10/4, performed by Dr. Michael Cicciotti ... **MISC:** Has .458 (11-24) career avg with bases loaded with 33 RBI.

CAREER: Nine-year pro ... **1990:** Signed by Astros as a non-drafted free agent, 8/21 ... **1991:** Hit .301 in 1st pro season while in the Gulf Coast League (R) ... Had 10 SB in his 56 games ... Led league with 13 OF assists ... **1992:** Hit .292 at Asheville and finished among Astros organizational leaders in runs (81), AB (480), hits (140) and walks (63) ... Earned South Atlantic League Player of the Week honors, 6/15-21, as an 18-year-old ... Tallied 15 assists ... **1993:** Moved up to Osceola (A) ... Set club record with a Florida State League-high 17 triples in 129 games ... Also led club with 21 doubles and 18 assists ... **1994:** Advanced to Jackson (AA) where he hit .303 in 118 games ... Reached career bests in doubles (25), HR (16) and RBI (73) ... Led Texas League with .530 slugging % ... 2nd-youngest player in league at 20 years of age ... Finished 3rd in TL in triples (9), tied for 4th in extra-base hits (50), tied for 5th in HR and 8th in batting ... HR and RBI totals led club ... Had 2 HR in 5-4 win, 7/9 vs San Antonio ... Drew 4 walks, 5/14 vs El Paso ... Best month was July when he hit .366 (30-82); 2nd-best in league ... **1995:** Spent 1st season in triple-A at Tucson ... At 21 was club's youngest player ... Named Astros' 5th-best prospect and Pacific Coast League's 4th-best prospect by *Baseball America* ... Hit .304, reaching the .300 mark for the 3rd time in 5 pro seasons ... Led all professional baseball in triples, matching his career best (17) ... Also led Pacific Coast League in OF assists (18), 2nd in walks (67) and tied for 5th in extra-base hits (51) ... His 75 RBI was 3rd-best in Astros farm system ... **1996:** Spent full season at Tucson, hitting .285 with 24 stolen bases in 132 games ... Named Astros' 3rd-best prospect and PCL's 5th-best prospect by *Baseball America* ... Again led PCL in triples (16) ... Hit .512 (22-43) in 10 games, 4/24-5/3; hit .387 (24-62), 3 HR, 15 RBI in 17-game stretch, 6/9-23 ... Led Astros minor leaguers in runs (86), triples, walks (83) and OF assists (15) ... Recalled by Astros, 9/1 ... Appeared in 15 games for HOU with 4 starts (3 in LF, 1 in RF) ... Collected 1st ML hit (single) as a pinch-hitter, 9/24 vs NYM (Bobby Jones) ... Had 1st ML RBI, 9/28 vs FLA ... Played winter ball for Magallanes; led all batters with a .588 average in Caribbean World Series ... **1997:** Rated by *Baseball America* as HOU's 3rd-best prospect ... Astros Opening Day right fielder ... Hit safely in first 9 games (.290, 9-31) and in 14 of first 18 games, .300 (15-50) to open season ... Hit 1st two ML HR, 4/28 vs COL (Wright and Reed) ... On DL, 5/23-6/30, with a fractured hamate bone in right hand ... Had 2 rehab stints at New Orleans (AAA) and Jackson (AA) ... Activated from DL, 7/1 ... Optioned to New Orleans (AAA), 7/16 ... Had two 6-game hit streaks at New Orleans: 6/29-7/21 (.417, 10-24) and 7/29-8/3 (.458, 11-24) ... Recalled, 8/31 ... Hit .306 (11-36) in 16 games after recall ... Hit 3rd HR of season, 9/28 vs PIT ... Was 4-for-9 (.444) as a pinch-hitter ... Hit .349 (15-43) with runners in scoring position and .316 (24-76) with runners on base ... Was 3rd overall pick in the Expansion Draft by Tampa Bay, 11/18 ... Traded to Phillies for Kevin Stocker, 11/18 ... Played winter ball for Caracas, VZ ... **1998:** Led Phillies in hitting (.312) and on-base % (.409)427 avg with runners in scoring position.

tion was tops in the majors ... His .320 avg (33-103) vs LHP ranked 6th in NL among LH hitters ... 17 assists were 3rd in NL and most by a Phillie since Glenn Wilson's 18 in '87 ... Twice collected season-best 4 hits: 4/7 vs FLA (4-4, 2 BB) and 5/6 vs COL (4-5, 3 RBI) ... Had 2nd career 2-HR game, 5/28 at CHI ... Had season-high 12-game hit streak, 6/13-25, .404 (19-47), 1 HR, 12 RBI ... Had season-high 4 RBI, 6/21 at CHI ... Average was .300 or higher the entire season ... Played winter ball for Caracas, VZ ... **MISC:** Had .291 career avg in 734 minor league games with 70 triples and 84 SB ... Reached double figures in assists in 5 of his 7 minor league seasons.

PERSONAL: Bob Kelly Abreu ... Single; one daughter, Emily Paola ... Signed by Astros at the age of 16 ... Has played winter ball in Venezuela each season since 1994 ... Younger brothers Dennis (Cubs) and Nielsen (Phillies) are both minor league infielders ... Hobby: Listening to salsa music.

BOBBY ABREU'S CAREER RECORD

YEAR	CLUB	AVG	G	AB	R	H	2B	3B	HR	RBI	SH	SF	HP	BB	SO	SB	CS	E
1991	Astros, GCL	.301	56	183	21	55	7	3	0	20	2	3	1	17	27	10	6	3
1992	Asheville	.292	135	480	81	140	21	4	8	48	0	3	3	63	79	15	11	11
1993	Osceola	.283	129	474	62	134	21	*17	5	55	1	3	1	51	90	10	14	8
1994	Jackson	.303	118	400	61	121	25	9	16	73	0	6	3	42	81	12	10	4
1995	Tucson	.304	114	415	72	126	24	*17	10	75	0	8	1	67	120	16	14	7
1996	Tucson	.285	132	484	86	138	14	*16	13	68	2	2	2	83	111	24	18	7
1997	HOUSTON	.227	15	22	1	5	1	0	0	1	0	0	0	2	3	0	0	0
	HOUSTON	.250	59	188	22	47	10	2	3	26	0	0	1	21	48	7	2	2
	Jackson - a	.167	3	12	2	1	0	0	0	0	0	0	0	1	5	0	0	0
	New Orleans	.268	47	194	25	52	9	4	2	22	1	3	0	21	49	7	4	1
1998	PHILLIES	.312	151	497	68	155	29	6	17	74	4	4	0	84	133	19	10	8
1999	PHILLIES	.335	152	546	118	183	35	11	20	93	0	4	3	109	113	27	9	3
ML	TOTALS	.311	377	1253	209	390	75	19	40	194	4	8	4	216	297	53	21	13

* League Leader a - Rehabilitation Assignment

DIVISION SERIES RECORD

YEAR	CLUB, OPP	AVG	G	AB	R	H	2B	3B	HR	RBI	SH	SF	HP	BB	SO	SB	CS	E
1997	HOU, ATL	.333	3	3	0	1	0	0	0	0	0	0	0	0	2	1	0	0

ABREU'S CAREER BATTING BREAKDOWN

1999						Career				
AVG	AB	H	HR	RBI		AVG	AB	H	HR	RBI
.360	25	9	0	3	Arizona	.404	52	21	2	11
.333	48	16	0	7	Atlanta	.290	100	29	0	8
.333	30	10	1	5	Chicago	.418	67	28	4	19
.267	30	8	0	3	Cincinnati	.268	71	19	0	8
.450	20	9	1	5	Colorado	.347	75	26	6	19
.404	47	19	2	10	Florida	.344	122	42	3	15
.300	20	6	2	7	Houston	.310	42	13	4	14
.387	31	12	1	6	Los Angeles	.344	64	22	2	10
.320	25	8	0	3	Milwaukee	.250	52	13	0	4
.325	40	13	2	5	Montreal	.256	86	22	4	10
.273	44	12	2	5	New York	.302	96	29	2	10
—	—	—	—	—	Philadelphia	.211	19	4	0	2
.269	26	7	1	2	Pittsburgh	.270	74	20	4	14
.240	25	6	0	3	St. Louis	.268	71	19	0	10
.441	34	15	3	11	San Diego	.370	73	27	3	16
.370	27	10	2	7	San Francisco	.297	64	19	2	9
.381	21	8	0	3	Baltimore	.321	28	9	0	3
.214	14	3	1	2	Boston	.231	26	6	1	3
.250	12	3	1	1	New York	.222	18	4	1	1
.438	16	7	0	3	Tampa Bay	.286	28	8	0	3
.182	11	2	1	2	Toronto	.400	25	10	2	5
.311	74	23	2	11	Mar/April	.301	226	68	4	30
.375	72	27	5	14	May	.300	230	69	9	35
.310	100	31	6	13	June	.318	195	62	8	29
.356	104	37	2	19	July	.319	188	60	3	27
.404	99	40	3	23	August	.354	192	68	8	39
.258	97	25	2	13	Sept/Oct	.284	222	63	8	34
.342	275	94	13	57	Home	.314	633	199	26	111
.328	271	89	7	36	Road	.308	620	191	14	83
.305	167	51	5	25	Day	.313	383	120	12	65
.348	379	132	15	68	Night	.310	870	270	28	129
.305	200	61	4	24	Grass	.305	466	142	9	60
.353	346	122	16	69	Turf	.315	787	248	31	134

(continued on the next page)

ABREU'S CAREER BATTING BREAKDOWN (CONTINUED)

1999					Career					
AVG	AB	H	HR	RBI		AVG	AB	H	HR	RBI
.323	279	90	13	45	Pre-ASG	.299	699	209	21	101
.348	267	93	7	48	Post-ASG	.327	554	181	19	93
.298	141	42	0	20	vs LHP	.292	277	81	0	38
.348	405	141	20	73	vs RHP	.317	976	309	40	156
.346	136	47	7	74	RISP	.375	285	107	11	146
.455	11	5	1	17	RISP (loaded)	.458	24	11	1	33
.000	1	0	0	0	Pinch-hitting	.240	25	6	0	4
.320	25	8	0	3	DH	.320	25	8	0	3

ABREU'S CAREER TRANSACTIONS

- Signed by Houston Astros as a free agent, August 21, 1990.
- On disabled list with fractured hamate bone in right hand, May 23-June 30, 1997; included rehabilitation assignments to Jackson, June 23-26 and New Orleans, June 27-30.
- Selected by Tampa Bay Devil Rays in 3rd round of Major League Expansion Draft, November 18, 1997.
- Traded to Philadelphia, November 18, 1997 for Kevin Stocker (ss).

ABREU'S CAREER STATS BY BALLPARK

	AVG	AB	H	HR	RBI		AVG	AB	H	HR	RBI
Bank One	.321	28	9	0	2	County	.258	31	8	0	1
Turner	.273	55	15	0	3	Olympic	.273	44	12	2	5
Wrigley	.412	34	14	3	13	Shea	.340	50	17	1	6
Cinergy	.321	28	9	0	3	Veterans	.319	524	167	23	96
Coors	.324	34	11	3	8	Three Rivers	.276	29	8	1	5
Pro Player	.283	60	17	1	6	Busch	.258	31	8	0	8
Astrodome	.280	132	37	4	19	Qualcomm	.378	37	14	0	5
Dodger	.212	33	7	0	3	3Com	.273	33	9	0	3
Oriole Park	.583	12	7	0	0	Yankee	.167	6	1	0	0
Fenway	.227	22	5	1	2	Tropicana	.438	16	7	0	3
						SkyDome	.571	14	8	1	3

ABREU'S CAREER FIELDING

	PCT	G	PO	A	E	TC	DP
Outfield	.980	352	622	29	13	664	1

ABREU'S GAME HIGHS

HITS: 5, 8/8/99 vs ARI ... **RUNS:** 4, 7/29/99 vs FLA ... **DOUBLES:** 2, 5/21/98 vs STL; 7/29/99 vs FLA, ... **TRIPLES:** 1 ... **HOME RUNS:** 2, 4/28/97 vs COL; 5/28/98 at CHI; 8/24/99 vs SD ... **RBI:** 6, 8/24/99 vs SD ... **STOLEN BASES:** 2, 6 times, last: 9/26/99 vs NYM ... **HITTING STREAK:** 14 games, 8/17-9/1/99 ... **PINCH-HR:** None ... **GRAND SLAMS:** 1, 4/16/99 vs FLA (Medina) ... **INSIDE-THE-PARK HR:** 1, 5/14/99 vs NYM.

**#30 SCOTT ALDRED LHP****B-T:** L-L**HT:** 6-4; **WT:** 220**AGE:** 31, turns 32 on June 12**BORN:** June 12, 1968, Flint, MI**RESIDES:** Fenton, MI**ML SERVICE:** 5 years, 58 days**HOW OBTAINED:** Acquired from Tampa Bay Devil Rays, 7/24/99, as the player to be named later for Marty Barnett, 7/20/99.

1999 SEASON: Began season with Devil Rays ... Earned 5-4 win, 4/11 vs BOS (0.1 IP), halting ML record at 50 appearances without a win, loss or save ... Did not allow a run in his first 14 games (7.2 IP), through 5/7 ... Did not allow a hit in his first 11 games ... Earned win, 7/2 at TOR, his 1st road win since 4/10/87 at DET (with MIN) ... Traded to the Phillies, 7/24 ... Made Phillies debut, 7/25 vs ATL - 1st appearance in 10 days ... Threw season-high 3.0 innings, 7/27 vs FLA ... Had a career-longest 10.2 scoreless inning streak, 7/27-8/15, covering 9 games ... Picked up 1st win as a Phillie, 8/18 at STL (2.0 IP) ... Picked up 1st ML save, 9/24 vs NYM, 1.0 IP, 1 SO ... Had a 1.72 ERA (3 ER in 15.2 IP) in 14 games at the Vet.

CAREER: 13-year pro ... **1986:** Selected by DET in 16th round of June draft ... **1987:** Began pro career as a starter at Fayetteville ... **1988:** Started career-high 25 games for Lakeland (A) in Florida State League ... **1989:** Won a career-high 10 games and threw a career-high 3 complete games at London (AA) ... **1990:** Began season at Toledo (AAA) ... Ranked 4th in International League in strikeouts (133) ... Went 0-6, 2.86 ERA in final 8 starts prior to recall by DET, 9/4 ... Collected 1st ML win in ML debut, 9/9 at MIL ... **1991:** Began season at Toledo ... Had 2 stints in majors with DET ... Lost his 1st ML complete game, 9/3 at SEA, 1-0 ... **1992:** Began season with DET ... Went 2-6, 6.99 ERA in 12 starts before optioned to Toledo, 6/13 ... Made 13 starts at triple-A (16 games) ... Recalled 9/3 ... Selected by COL in 1st round of Expansion Draft ... **1993:** Made the Rockies inaugural team ... Threw 1st wild pitch in club history ... Claimed off waivers by MTL, 4/29 ... Made 3 appearances prior to going on DL with sore left elbow, 5/15-9/10 ... Released, 9/13 ... Had surgery on elbow, 10/7, performed by Dr. James Andrews ... **1994:** Missed entire season recovering from elbow surgery ... **1995:** Signed by DET as a free agent, 2/19 ... Limited to 15 minor league appearances due to left forearm strain ... **1996:** Began season with DET ... Made 1st start since 8/4/92 on 4/3 at MIN ... Started Tigers' home opener, 4/9 vs SEA ... Lost 4 straight decisions between 4/3-5/11 ... Claimed off waivers by MIN, 5/28 ... Picked up 1st win since 5/14/93 on 6/5 vs CAL ... Had career-high 3-game win streak, 6/5-17 ... **1997:** Began season with MIN ... Won 1st decision, 4/10 at DET, 7-3 ... Lost 10 of next 11 decisions, with lone win an 11-5 victory, 5/16 vs BOS ... Outrighted to Salt Lake City (AAA), 6/22 ... Won 3 straight starts, 7/10-20 ... On DL, 8/7 through remainder of season after having surgery to repair broken bone in his foot ... Signed by TB as a free agent, 12/19 ... **1998:** Began season at Durham (AAA) ... Promoted to TB, 5/15 ... 1st time in career he pitched solely out of the bullpen ... Was only lefty out of bullpen for majority of season ... Had career-low 3.73 ERA ... Did not allow a run in the month of June (7.2 IP) ... Longest outing was 3.0 innings, 6/3 at NYY ... Had 14 straight scoreless games, 6/3-7/9 (10.1 IP) ... 40 of 48 appearances were scoreless ... Lefties hit .207 (12-58) against him.

PERSONAL: Scott Phillip Aldred ... Married Stacey Woodruff (8/12/89); three daughters, Lindsey (3/4/90), Courtney (10/21/93) and Kiley (12/13/98) ... 1986 graduate of Hill McCoy High School (MI), where he played baseball, basketball and football ... Hobbies: Fishing and hunting.

SCOTT ALDRED'S CAREER RECORD

YEAR	CLUB	W-L	ERA	G	GS	CG	SHO	SV	IP	H	R	ER	HR	HB	BB	SO	WP	BK
1987	Fayetteville	4-9	3.57	21	20	0	0	0	111.0	101	56	44	5	3	69	91	8	1
1988	Lakeland	8-7	3.56	25	25	1	1	0	131.1	122	61	52	6	8	72	102	5	4
1989	London	10-6	3.84	20	20	3	1	0	122.0	98	55	52	11	5	59	97	9	2
1990	Toledo	6-15	4.90	29	29	2	0	0	158.0	145	93	86	16	4	81	133	10	4
	DETROIT	1-2	3.77	4	3	0	0	0	14.1	13	6	6	0	1	10	7	0	0
1991	Toledo	8-8	3.92	22	20	2	0	1	135.1	127	65	59	7	4	72	95	5	4
	DETROIT	2-4	5.18	11	11	1	0	0	57.1	58	37	33	9	0	30	35	3	1
1992	DETROIT	3-8	6.78	16	13	0	0	0	65.0	80	51	49	12	3	33	34	1	0
	Toledo	4-6	5.13	16	13	3	0	0	86.0	92	57	49	13	2	47	81	6	0
1993	COLORADO	0-0	10.80	5	0	0	0	0	6.2	10	10	8	1	1	9	5	1	0
	MONTREAL	1-0	6.75	3	0	0	0	0	5.1	9	4	4	1	0	1	4	1	0
1994	Injured - Did Not Pitch																	
1995	Lakeland	4-2	3.19	13	7	0	0	2	67.2	57	25	24	3	3	19	64	2	0
	Jacksonville	1-0	0.00	2	2	0	0	0	12.0	9	0	0	0	0	1	11	0	0
1996	DETROIT	0-4	9.35	11	8	0	0	0	43.1	60	52	45	9	3	26	36	6	1
	MINNESOTA	6-5	5.09	25	17	0	0	0	122.0	134	73	69	20	3	42	75	4	0
1997	MINNESOTA	2-10	7.68	17	15	0	0	0	77.1	102	66	66	20	3	28	33	7	0
	Salt Lake	3-3	7.03	7	7	0	0	0	39.2	56	39	31	4	16	16	23	7	0
1998	Durham	2-4	5.35	7	7	0	0	0	35.1	44	26	21	3	4	14	19	4	0
	TAMPA BAY	0-0	3.73	48	0	0	0	0	31.1	33	13	13	1	2	12	21	2	0
1999	TAMPA BAY	3-2	5.18	37	0	0	0	0	24.1	26	15	14	1	2	14	22	1	0
	PHILLIES	1-1	3.90	29	0	0	0	1	32.1	33	15	14	1	0	15	19	3	0
AL	TOTALS	17-35	6.10	169	67	1	0	0	435.0	506	313	295	72	17	195	263	24	2
NL	TOTALS	2-1	5.28	37	0	0	0	1	44.1	52	29	26	3	1	25	28	5	0
ML	TOTALS	19-36	6.03	206	67	1	0	1	479.1	558	342	321	75	18	220	291	29	2

ALDRED'S CAREER TRANSACTIONS

- Selected by Detroit Tigers in 16th round of June, 1986 draft.
- Selected by Colorado Rockies in 1st round of 1992 Expansion Draft.
- Claimed by Montreal Expos off waivers from Colorado Rockies, April 29, 1993.
- On disabled list with a sore left elbow, May 15-September 10, 1993.
- Missed entire 1994 season recovering from elbow surgery.
- Signed by Detroit Tigers as a free agent, February 19, 1995.
- Claimed by Minnesota Twins off waivers from Detroit Tigers, May 28, 1996.
- Signed by Tampa Bay Devil Rays as a free agent, December 19, 1997.
- Traded to Philadelphia, July 24, 1999, as the player to be named later for Marty Barnett, July 20, 1999.

(continued on the next page)

MAJOR LEAGUE HITTING TOTALS

YEAR	AVG	AB	R	H	2B	3B	HR	RBI	SH	SF	HP	BB	SO	SB	CS	E
1999/Career	.000	1	0	0	0	0	0	0	0	0	0	0	1	0	0	0

ALDRED'S CAREER PITCHING BREAKDOWN

1999						Career				
W-L-S	ERA	G	IP	ER		W-L-S	ERA	G	IP	ER
0-0-0	3.86	5	4.2	2	Arizona	0-0-0	3.86	5	4.2	2
0-0-0	5.40	4	5.0	3	Atlanta	0-0-0	5.06	6	5.1	3
0-0-0	2.25	3	4.0	1	Cincinnati	0-0-0	2.25	3	4.0	1
0-1-0	18.00	1	2.0	4	Colorado	0-1-0	18.00	1	2.0	4
0-0-0	4.05	5	6.2	3	Florida	0-0-0	11.17	9	9.2	12
0-0-0	0.00	2	1.1	0	Houston	0-0-0	0.00	2	1.1	0
0-0-0	0.00	2	1.1	0	Los Angeles	0-0-0	0.00	2	1.1	0
0-0-0	0.00	2	1.1	0	Milwaukee	3-3-0	3.89	8	37.0	16
0-0-0	0.00	2	2.0	0	Montreal	0-0-0	0.00	4	4.0	0
0-0-1	13.50	4	2.2	4	New York	1-0-1	5.40	8	10.0	6
—	—	—	—	—	Philadelphia	0-0-0	0.00	1	1.0	0
—	—	—	—	—	Pittsburgh	0-1-0	13.50	1	4.0	6
1-0-0	3.00	2	3.0	1	St. Louis	1-0-0	3.00	2	3.0	1
0-0-0	4.50	2	2.0	1	San Diego	0-0-0	4.50	2	2.0	1
0-0-0	0.00	1	2.1	0	San Francisco	0-0-0	2.08	2	4.1	1
0-0-0	27.00	3	0.1	1	Anaheim	1-1-0	5.11	11	37.0	21
0-0-0	0.00	2	1.1	0	Baltimore	0-5-0	4.76	12	45.1	24
1-0-0	0.00	4	2.2	0	Boston	3-1-0	3.77	14	28.2	12
0-0-0	0.00	1	1.0	0	Chicago	1-2-0	6.43	6	21.0	15
0-0-0	54.00	2	0.1	2	Cleveland	1-0-0	4.84	7	22.1	12
0-0-0	0.00	2	1.1	0	Detroit	1-1-0	6.87	10	18.1	14
1-0-0	0.00	3	0.2	0	Kansas City	3-2-0	5.65	14	28.2	18
0-1-0	13.50	2	2.0	3	Minnesota	0-5-0	9.55	9	21.2	23
0-0-0	6.75	2	1.1	1	New York	2-4-0	8.85	18	40.2	40
0-0-0	0.00	1	0.1	0	Oakland	0-0-0	2.82	9	22.1	7
0-0-0	0.00	3	1.2	0	Seattle	1-3-0	8.20	16	37.1	34
0-1-0	6.75	4	2.2	2	Texas	0-4-0	8.65	13	34.1	33
1-0-0	0.00	2	2.2	0	Toronto	1-3-0	4.82	11	28.0	15
1-0-0	0.00	10	6.2	0	Mar/April	2-6-0	7.14	32	85.2	68
1-1-0	7.11	15	6.1	5	May	5-11-0	7.02	42	100.0	78
0-1-0	8.59	8	7.1	7	June	3-6-0	6.89	30	65.1	50
1-0-0	2.61	8	10.1	3	July	2-3-0	7.11	27	62.0	49
1-1-0	3.95	13	13.2	6	August	2-2-0	5.31	35	59.1	35
0-0-1	5.11	12	12.1	7	Sept/Oct	5-8-1	3.45	40	107.0	41
2-0-1	2.00	34	27.0	6	Home	9-16-1	6.63	107	234.2	173
2-3-0	6.67	32	29.2	22	Road	10-20-0	5.44	99	244.2	148
2-2-0	4.50	16	14.0	7	Day	5-14-0	7.22	60	138.1	111
2-1-1	4.43	50	42.2	21	Night	14-22-1	5.54	146	341.0	210
1-2-0	8.02	24	21.1	19	Grass	10-24-0	6.19	96	282.0	194
3-1-1	2.29	42	35.1	9	Turf	9-12-1	5.79	110	197.1	127
3-2-0	5.25	36	24.0	14	Pre-ASG	11-25-0	7.09	112	268.0	211
1-1-1	3.86	30	32.2	14	Post-ASG	8-11-1	4.68	94	211.1	110
—	—	—	—	—	Starter	13-32-0	6.66	67	337.2	250
4-3-1	4.45	66	56.2	28	Reliever	6-4-1	4.51	139	141.2	71

ALDRED'S CAREER STATS BY BALLPARK

	W-L-S	ERA	G	IP	ER		W-L-S	ERA	G	IP	ER
Bank One	0-0-0	9.00	2	2.0	2	Olympic	1-0-0	5.06	4	5.1	3
Turner	0-0-0	4.50	3	4.0	2	Shea	0-0-0	8.31	3	4.1	4
Cinergy	0-0-0	0.00	2	2.0	0	Veterans	0-0-1	1.62	15	16.2	3
Mile High	0-0-0	19.64	3	3.2	8	Busch	1-0-0	3.00	2	3.0	1
Coors	0-1-0	18.00	1	2.0	4	3Com	0-0-0	2.08	2	4.1	1
Pro Player	0-0-0	10.80	2	1.2	2						
Astrodome	0-0-0	0.00	1	0.2	0						

ALDRED'S CAREER STATS BY BALLPARK (CONTINUED)

	W-L-S	ERA	G	IP	ER		W-L-S	ERA	G	IP	ER
Bank One	0-0-0	9.00	2	2.0	2	Olympic	1-0-0	5.06	4	5.1	3
Edison	0-1-0	6.75	3	10.2	8	Metrodome	4-9-0	7.59	26	104.1	88
Memorial	0-0-0	1.29	1	7.0	1	Yankee	2-2-0	6.14	9	29.1	20
Oriole Park	0-2-0	3.60	4	15.0	6	Cashman (LV)	0-0-0	0.00	1	1.2	0
Fenway	1-1-0	2.40	6	15.0	4	Coliseum	0-0-0	3.19	5	5.2	2
Corniskey (new)	0-2-0	7.50	3	12.0	10	Kingdome	0-2-0	5.48	7	21.1	13
Jacobs	0-0-0	6.75	4	10.2	8	Tropicana	2-0-0	4.10	47	26.1	12
Tiger	3-10-0	7.32	24	98.1	80	Arlington (old)	0-0-0	17.18	1	3.2	7
Kauffman	1-1-0	3.14	6	14.1	5	Arlington (new)	0-2-0	10.57	5	7.2	9
						SkyDome	1-1-0	4.20	7	15.0	7

ALDRED'S CAREER FIELDING

POS	PCT	G	PO	A	E	TC	DP
Pitcher	.965	206	20	62	3	85	5

ALDRED'S GAME HIGHS

LOW-HIT CG: 4, 9/3/91 at SEA ... **STRIKEOUTS:** 8, 8/22/96 vs TEX; 9/1/96 at MIL ... **WALKS:** 5, 4 times, last: 4/25/96 vs MIN ... **LONGEST OUTING:** starter - 8.1 inn, 9/24/91 vs CLE; 9/12/96 vs OAK ... reliever - 5.1 inn, 9/23/92 at NYY; 7/30/96 vs BAL ... **WINNING STREAK:** 3 games, twice in 1996 ... **LOSING STREAK:** 5 games, twice in 1997 ... **SCORELESS STREAK:** 10.2 inn, 7/27-8/15/99.



#16 MARLON ANDERSON 28

B-T: L-R

HT: 5-11; WT: 198

AGE: 26

BORN: January 6, 1974, Montgomery, AL

RESIDES: Prattville, AL

ML SERVICE: 1 year, 20 days

HOW OBTAINED: Phillies 2nd round pick in June, 1995 draft.

1999 SEASON: Spent 1st full season in majors as Phils starting 2nd baseman ... Made 121 starts, all at 2nd base ... After committing 7 errors in first 17 games, made just 4 in last 104 games ... Did not commit an error during the months of May, June and July ... 72-game errorless streak (5/1-8/17) was 2nd-longest by a 2nd baseman in the majors in '99 (Edgardo Alfonzo, 75-game streak) ... Went 3-for-4 with 3 RBI in season-opener, 7-4 win, 4/5 at ATL ... Had 8 RBI in first 10 games and 18 RBI in first 25 games ... Had two 10-game hit streaks: 5/1-16 (.333, 14-42, HR, 9 RBI) and 7/20-31 (.353, 12-34) ... Collected career highs in hits (5) and runs (4), 7/3 vs CHI; hit total tied club high for '99 ... Hit HR off 3B Gary Gaetti, 7/3 vs CHI, becoming 1st Phillie to homer off non-pitcher since 7/24/25 when Russ Wrightstone hit one off Braves SS Bob Smith ... Hit 430' HR off John Smoltz in 9-2 win, 7/30 at ATL ... Hit .326 (31-95) in last 28 games ... Finished 5th among NL rookies in doubles (26), 4th in SB (13) and 7th in RBI (54) ... 54 RBI were the most by a Phillies 2nd baseman since Tommy Herr had 60 in 1990 ... Hit .322 with runners in scoring position.

CAREER: Five-year pro ... **1995:** Named College All-American, 1st team by *Baseball America* ... Phillies 2nd round pick in June 1995 draft ... Began pro career at Batavia (A) ... Led New York-Penn League 2nd basemen in fielding % (.965) ... Tied for 2nd in NYPL in runs (52), 4th in hits (92) ... Hit .545 in the playoffs ... NYPL All-Star ... Named #2 prospect in NYPL by *Baseball America* ... **1996:** Phillies' #3 prospect by *Baseball America* ... Began season at Clearwater (A) ... Led Florida State League in stolen base % (.963, 26-27, including first 25) ... FSL All-Star (in-season) ... Had 4 SB, 4/29 vs Daytona ... Led FSL with 23-game hit streak, 4/26-5/18, .343; streak of reaching base in 32 straight games also ended on 5/18 ... 3rd in FSL in hits (70) and stolen bases (26) when promoted to Reading (AA), 6/10 ... Eastern League Player of the Week, 7/22-28, .448 ... Led all Phillies minor leaguers in hits (156) ... Combined stolen base totals: 43 in 53 attempts ... Combined at bats: 571 ... Selected as 2nd baseman on *USA Today* 1997 All-Prospect Team with 3B Scott Rolen ... Played for Peoria in Arizona Fall League, hit .315 but left after 14 games with right elbow injury; underwent arthroscopic elbow surgery to remove loose bodies, 11/8 ... **1997:** Spent entire season at Reading ... Led EL in at bats (553), a Reading record; 4th in SB (27) and 5th in hits (147) ... Also led club in runs (88) and finished 2nd in games (137) ... Led EL 2nd basemen in games, total chances (748), putouts (323), assists (396) and errors (29) ... Committed 29 errors, but had streak of 34 consecutive errorless games, 5/31-7/4 ... Started 91 consecutive games at 2nd base, 8/13/96-6/24/97 ... Had Reading's longest hit streak, 14 games (.359) and RBI streak (8 games), also had streaks of 10 and 12 games ... Started triple play, 7/3/97 vs Bowie ... Played for Grand Canyon in Arizona Fall League, hit .289 in 37 games ... Finished 5th in the league in RBI (33) and 4th in SB (10) ... **1998:** Paul Owens Award winner for best player in the Phillies minor league system ... Also named Red Barons Player of the Year after setting Scranton (AAA) club records for hits (176), runs (104), singles (114), triples (14), extra-base hits (62) and total bases (284) ... Named International League Rookie of the Year ... Led IL in hits and triples, was 2nd in runs, 3rd in total bases and 5th in

(continued on the next page)

(Anderson continued)

extra-base hits ... Hit total was most in IL since '84; triples were most since '89 ... Rebounded from slow start, hitting .187 (14-75) in April, then .324 the rest of the way ... Set club record with 4 SB, 5/14 at Louisville ... Also led club in RBI (86) and SB (24) ... Phillies Minor League Player of the Month for July (.342, 24 RBI) ... Twice had career-high 5 RBI: 7/2 at Buffalo & 8/11 vs Toledo ... Recalled by Phillies, 9/8 ... Made ML debut as a pinch-hitter, 9/8 vs NYM ... Became 1st Phillie and just 6th NL player ever to hit a pinch-HR in his 1st ML AB ... 1st Phillie to homer in 1st ML plate app since Ed Sanicki, 9/14/49 at PIT ... Went 2-for-4 with a double in 1st ML start (2B), 9/9 vs NYM ... Made 9 starts, all at 2B (.324, 12-37) ... Finished 3rd in Arizona Fall League in batting (.317) playing for Sun Cities; selected MVP of AFL playoffs; named to AFL coaches and managers Most Likely To Succeed Team.

PERSONAL: Marlon Ordell Anderson ... Single ... 1992 graduate of Prattville High School (AL), where he played baseball and football ... Attended University of South Alabama, where he played baseball ... Hit .357, 13 HR, 38 RBI, 31 SB in 1994; All-Sun Belt Conference ... In 1995, hit .362, 7 HR, 46 RBI, 31 SB; 1st in SBC in hits (89) and doubles (18); All-Sun Belt Conference; SBC Player of the Year ... Played Little League baseball ... Hobbies: Movies, music, Sega, cards.

MARLON ANDERSON'S CAREER RECORD

YEAR	CLUB	AVG	G	AB	R	H	2B	3B	HR	RBI	SH	SF	HP	BB	SO	SB	CS	E
1995	Batavia	.295	74	312	52	92	13	4	3	40	2	4	4	15	20	22	8	14
1996	Clearwater	.272	60	257	37	70	10	3	2	22	4	0	2	14	18	26	1	16
	Reading	.274	75	314	38	86	14	3	3	28	3	1	1	26	44	17	9	18
1997	Reading	.266	137	*553	88	147	18	6	10	62	9	1	10	42	77	27	15	29
1998	Scranton	.306	136	575	104	*176	32	*14	16	86	5	5	7	28	77	24	12	28
	PHILLIES	.326	17	43	4	14	3	0	1	4	0	1	0	1	6	2	0	1
1999	PHILLIES	.252	129	452	48	114	26	4	5	54	4	2	2	24	61	13	2	11
ML	TOTALS	.259	146	495	52	128	29	4	6	58	4	3	2	25	67	15	2	12

* League Leader

ANDERSON'S CAREER TRANSACTIONS

—Selected by Philadelphia in 2nd round of June, 1995 draft.

ANDERSON'S CAREER BATTING BREAKDOWN

1999						Career				
AVG	AB	H	HR	RBI		AVG	AB	H	HR	RBI
.130	23	3	0	1	Arizona	.130	23	3	0	1
.286	42	12	1	10	Atlanta	.286	47	14	1	10
.467	30	14	1	3	Chicago	.467	30	14	1	3
.158	19	3	0	0	Cincinnati	.167	24	4	0	0
.333	30	10	0	3	Colorado	.333	30	10	0	3
.231	39	9	0	4	Florida	.241	54	13	0	4
.294	17	5	0	1	Houston	.294	17	5	0	1
.217	23	5	0	2	Los Angeles	.217	23	5	0	2
.313	16	5	0	4	Milwaukee	.313	16	5	0	4
.174	46	8	1	5	Montreal	.204	54	11	1	7
.258	31	8	0	3	New York	.324	37	12	1	5
.381	21	8	0	6	Pittsburgh	.320	25	8	0	6
.211	19	4	0	2	St. Louis	.211	19	4	0	2
.258	31	8	1	4	San Diego	.258	31	8	1	4
.214	14	3	0	0	San Francisco	.214	14	3	0	0
.158	19	3	0	1	Baltimore	.158	19	3	0	1
.000	6	0	0	0	Boston	.000	6	0	0	0
.400	5	2	0	3	New York	.400	5	2	0	3
.091	11	1	0	0	Tampa Bay	.091	11	1	0	0
.300	10	3	1	2	Toronto	.300	10	3	1	2
.169	71	12	0	9	Mar/April	.169	71	12	0	9
.264	91	24	2	14	May	.264	91	24	2	14
.257	70	18	1	9	June	.257	70	18	1	9
.301	73	22	2	11	July	.301	73	22	2	11
.200	65	13	0	2	August	.200	65	13	0	2
.305	82	25	0	9	Sept/Oct	.312	125	39	1	13
.299	234	70	4	29	Home	.306	252	77	5	33
.202	218	44	1	25	Road	.210	243	51	1	25
.250	120	30	1	14	Day	.262	141	37	1	15
.253	332	84	4	40	Night	.257	354	91	5	43
.219	160	35	1	21	Grass	.228	180	41	1	21
.271	292	79	4	33	Turf	.276	315	87	5	37

ANDERSON'S CAREER BATTING BREAKDOWN CONTINUED

1999						Career				
AVG	AB	H	HR	RBI		AVG	AB	H	HR	RBI
.248	258	64	4	37	Pre-ASG	.248	258	64	4	37
.258	194	50	1	17	Post-ASG	.270	237	64	2	21
.297	64	19	0	10	vs LHP	.284	67	19	0	10
.245	388	95	5	44	vs RHP	.255	428	109	6	48
.322	115	37	2	48	RISP	.333	123	41	3	52
.313	16	5	0	13	RISP (loaded)	.313	16	5	0	13
.000	5	0	0	0	Pinch-hitting	.182	11	2	1	2

ANDERSON'S CAREER STATS BY BALLPARK

	AVG	AB	H	HR	RBI		AVG	AB	H	HR	RBI
Bank One	.125	16	2	0	1	Dodger	.167	6	1	0	0
Turner	.321	28	9	1	8	County	.385	13	5	0	4
Wrigley	.222	9	2	0	0	Olympic	.136	22	3	0	1
Cinergy	.182	11	2	0	0	Shea	.250	16	4	0	3
Coors	.375	16	6	0	3	Veterans	.306	252	77	5	33
Pro Player	.147	34	5	0	0	Three Rivers	.250	12	3	0	2
Astrodome	.143	7	1	0	1	Busch	.250	12	3	0	2
						Qualcomm	.143	7	1	0	0
						3Com	.250	8	2	0	0
Orlando Park	.111	9	1	0	0	Tropicana	.091	11	1	0	0
Fenway	.000	6	0	0	0						

ANDERSON'S CAREER FIELDING

	PCT	G	PO	A	E	TC	DP
2nd Base	.979	130	248	314	12	574	65

ANDERSON'S GAME HIGHS

HITS: 5, 7/3/99 vs CHI ... **RUNS:** 4, 7/3/99 vs CHI ... **DOUBLES:** 2, 5/2/99 vs MTL; 7/23/99 (1) vs ATL ... **TRIPLES:** 1 ... **HOME RUNS:** 1 ... **RBI:** 3, 4/5/99 at ATL; 6/8/99 vs NYY; 9/22/99 at MIL ... **STOLEN BASES:** 2, 7/6/99 vs MIL; 7/23/99 (1) vs ATL ... **HITTING STREAK:** 10 games, 5/1-16/99; 7/20-31/99 ... **PINCH-HR:** 9/8/98 vs NYM (1st ML plate app) ... **GRAND SLAMS:** None ... **INSIDE-THE-PARK HR:** None.



#26 ALEX ARIAS INF

B-T: R-R

HT: 6-3; WT: 202

AGE: 32, turns 33 on November 20

BORN: November 20, 1967, New York, NY

RESIDES: Hollywood, FL

ML SERVICE: 7 years, 53 days

HOW OBTAINED: Signed by Phillies as a free agent, 12/24/97.

CONTRACT STATUS: Signed a two-year contract, 10/19/98, taking him through the 2000 season.

1999 SEASON: Reached career highs in avg, G, AB, R, H, 2B, HR, RBI & BB ... Had NL's top pinch-hitting avg (min. 20 AB) with a .545 clip (12-for-22) ... Began season hitting safely in first 6 PH AB, becoming 1st player with 6 consecutive pinch-hits since Matt Franco (NYM) in 1997 ... Had GW, 9th-inn, 2-run single off Ugueth Urbina in 8-6 win, 4/25 at MTL ... Became everyday shortstop, 6/17, due to a wrist injury to Desi Relaford ... Hit .295 (71-241) in 71 games while Relaford was on DL, 6/17-9/13 ... Had 47-game errorless streak, 7/9-9/11 ... Twice matched career high with 8-game hit streaks: 7/7-21, .333 and 9/12-23, .591, 13-22 ... Had back-to-back 3-RBI games, 8/23-24 vs SD ... Made 1 start/app at 2nd base, 9/19 at NYM ... Had GW, 8th-inn 2-run single in 6-5 season finale win vs MTL, 10/3 ... Hit .436 (17-39) in final 13 games, raising his avg from .286 to .303 ... Hit .343 (35-102) with runners in scoring position ... Had .355 (60-169) road avg ... Committed just 4 errors in 95 games and 330 total chances at SS (87 starts) for the season988 fielding % would have ranked 2nd among NL shortstops if he had enough games to qualify ... Had just 31 SO in 347 AB (once every 11.2 AB) ... **MISC:** Has .324 (58-179) career avg as a pinch-hitter.

(continued on the next page)

CAREER: 13-year pro ... 1987: Cubs 3rd pick in June draft ... Made pro debut at Wytheville (R) of the Appalachian League ... Hit .296 in 61 games with 16 SB ... 1988: Totaled career-best 41 SB at Charleston (A) ... South Atlantic League mid-season and post-season All-Star ... 1989: 1st career HR as a pro was grand slam, 6/17 vs Springfield (in 93rd AB) ... Midwest League All-Star shortstop ... Led all shortstops in putouts (210), assists (408), chances (655) and double plays (83) ... Offensively, led league in triples with career-best 11, was 2nd in at bats (506) and 3rd in hits (140) ... 1990: Promoted to Charlotte (AA) ... Led club in hits (103), sacrifice bunts (9), was 2nd in at bats (419) and runs (55) ... 1991: Southern League mid-season and post-season All-Star shortstop ... Led league shortstops in fielding % (.950), games (134), putouts (203), assists (351) and double plays (81)275 average was tops among league shortstops ... 26 doubles were a career high ... 1992: Named Cubs Triple-A Player of the Year while at Iowa ... Hit .279 in 106 games with 5 HR, 40 RBI ... Recalled by Cubs, 5/8 ... Made ML debut as pinch-runner, 5/12 vs HOU ... Optioned to Iowa, 5/20 ... Recalled to majors, 8/26 ... Became Cubs everyday shortstop due to others' injuries ... Collected 1st ML hit in 2nd start, 9/7 at PIT (RBI double off Tim Wakefield) ... Went 5-for-5, 9/8 at PIT ... Had 8-game hit streak (9/9-17), hitting .357 (10-28) ... Traded to FLA with Gary Scott (inf) for Greg Hibbard (lhp), 11/17 ... 1993: Made Marlins club out of spring training as reserve infielder ... Spent 1st full season in majors ... Hit 1st ML HR, 4/20 vs ATL off Greg Maddux ... Overall, made 61 starts (30-2B, 18-3B, 13-SS) ... Hit .286 (62-217) in his starts ... Played winter ball for Aguilas, DR, where he was an All-Star and named Rookie of the Year after leading league in hitting (.371) ... 1994: Marlins' top pinch-hitter, .333 (9-27) ... Led club with 9 pinch-hits and tied for lead with 6 pinch-RBI ... Hit .455 (5-11) in the pinch in July ... Made 22 starts, 18 at SS, 4 at 3B ... Had career-high 4 RBI, 4/9 at SD (1st start of season) ... 1995: Starting shortstop on Opening Day ... On 5/29 vs HOU, went 4-for-4 and reached safely in all 5 plate app (HBP) ... Was 12-for-38 (.316) as a pinch-hitter ... Set club record with 12th pinch-hit of season, 8/26 vs HOU ... 12 pinch-hits were tied for 6th in NL ... Made 44 starts overall, 28 at SS, 12 at 3B and 4 at 2B ... Had GW, RBI-single in 9th inning of 5-4 win, 6/3 vs CHI ... Had Marlins 2nd-ever inside-the-park HR, 6/2 vs CHI ... Hit .333 (11-33) with RISP and 2 outs ... 1996: Played career-high 100 games ... Hit .357 (10-28) as a pinch-hitter ... Tied Andre Dawson for club lead with 8 pinch-RBI, the most in club history ... 5th among NL pinch-hitters with .419 on-base % ... Appeared at 1st base, 7/4 at PHI, giving him appearances at all 4 infield positions in his career ... Made 46 starts, 28 at 3B, 18 at SS ... Led club with .417 (10-24) avg in June ... Tied career-high 8-game hit streak, 5/4-11 (.366, 11-30) ... Had 3rd career 4-hit game, 9/10 at NY ... 1997: Appeared in 37 games at 3rd base (9 starts) and 11 games at shortstop (7 starts) ... Committed just 2 errors (1 at SS, 1 at 3B) ... NL's 5th-best pinch-hitter, .346 (9-26, HR, 4 RBI) ... Also, had .414 on-base % in the pinch ... On DL, 6/14-7/1, with strained left hamstring ... Hit 1st career pinch-HR (solo), 6/7 at COL ... Went 2-for-3 in 6 post-season games with Marlins ... Played winter ball for Aguilas, DR ... Signed by Phillies as a free agent, 12/24 ... Left Marlins as their career leader in pinch-hits (44), pinch-AB (143) and pinch-RBI (22) ... 1998: Appeared in 56 games, 38 at SS, 4 at 3B and 1 at 2B ... Made 27 starts, all at shortstop ... Reached in all 6 plate app, 4/7 vs FLA (3 hits, 3 walks) ... Went 4-for-5, 6/6 at TOR ... Started triple play, 8/30 at SF (caught Jeff Kent's line drive, threw to Mark Lewis at 2nd, who relayed to Rico Brogna at 1st) ... Matched career-high 5 hits and had career-best 3 doubles, 9/12 vs PIT (5-for-5).

PERSONAL: Alejandro Arias ... Married Toni Scott (10/12/95); one son, Alex, Jr. (3/25/96); one daughter, Alexandria (3/26/97) ... 1987 graduate of George Washington High (NY) ... Played Pony League baseball ... Hobbies: Fishing, movies.

ALEX ARIAS' CAREER RECORD

YEAR	CLUB	AVG	G	AB	R	H	2B	3B	HR	RBI	SH	SF	HP	BB	SO	SB	CS	E
1987	Wytheville	.296	61	233	41	69	7	0	0	24	0	1	1	27	29	16	6	16
1988	Charleston	.258	127	472	57	122	12	1	0	33	10	3	3	54	44	41	12	32
1989	Peoria	.277	136	506	74	140	10	*11	2	64	9	2	7	49	67	31	6	37
1990	Charlotte	.246	119	419	55	103	16	3	4	38	9	3	2	42	53	12	5	42
1991	Charlotte	.275	134	488	69	134	26	0	4	47	3	3	3	47	42	23	9	29
1992	Iowa	.279	106	409	52	114	23	3	5	40	3	1	1	44	27	14	3	11
	CHICAGO (NL)	.293	32	99	14	29	6	0	7	1	0	2	11	13	0	0	4	
1993	FLORIDA	.269	96	249	27	67	5	1	2	20	1	3	3	27	18	1	1	6
1994	FLORIDA	.239	59	113	4	27	5	0	0	15	1	1	1	9	19	0	1	2
1995	FLORIDA	.269	94	216	22	58	9	2	3	26	3	3	2	22	20	1	0	9
1996	FLORIDA	.277	100	224	27	62	11	2	3	26	1	1	3	17	28	2	0	7
1997	FLORIDA	.247	74	93	13	23	2	0	1	11	4	0	3	12	12	0	1	2
1998	PHILLIES	.293	56	133	17	39	8	0	1	16	1	1	1	13	18	2	0	2
1999	PHILLIES	.303	118	347	43	105	20	1	4	48	1	2	4	36	31	2	2	4
ML TOTALS		.278	629	1474	167	410	66	6	14	169	13	11	19	147	159	8	5	36

* League Leader

DIVISION SERIES RECORD

YEAR	CLUB, OPP	AVG	G	AB	R	H	2B	3B	HR	RBI	SH	SF	HP	BB	SO	SB	CS	E
1997	FLA, SF	1.000	1	1	0	1	0	0	0	1	0	0	0	0	0	0	0	0

LEAGUE CHAMPIONSHIP SERIES RECORD

YEAR	CLUB, OPP	AVG	G	AB	R	H	2B	3B	HR	RBI	SH	SF	HP	BB	SO	SB	CS	E
1997	FLA, ATL	1.000	3	1	0	1	0	0	0	0	0	0	0	0	0	0	0	0

WORLD SERIES RECORD

YEAR	CLUB, OPP	AVG	G	AB	R	H	2B	3B	HR	RBI	SH	SF	HP	BB	SO	SB	CS	E
1997	FLA, CLE	.000	2	1	1	0	0	0	0	0	0	0	0	0	0	0	0	0

ARIAS' CAREER TRANSACTIONS

- Selected by Chicago Cubs in 3rd round of June, 1987 draft.
- Traded to Florida with Gary Scott (inf), November 17, 1992, for Greg Hibbard (lhp).
- Signed by Philadelphia as a free agent, December 24, 1997.

ARIAS' CAREER BATTING BREAKDOWN

1999						Career				
AVG	AB	H	HR	RBI		AVG	AB	H	HR	RBI
.200	20	4	0	0	Arizona	.240	25	6	0	1
.160	25	4	1	1	Atlanta	.243	115	28	2	14
.385	26	10	0	3	Chicago	.277	119	33	3	15
.286	21	6	0	1	Cincinnati	.202	114	23	0	5
.273	11	3	0	0	Colorado	.303	99	30	2	18
.375	32	12	1	8	Florida	.375	56	21	1	12
.368	19	7	0	4	Houston	.327	101	33	0	13
.227	22	5	0	4	Los Angeles	.207	58	12	0	7
.450	20	9	0	4	Milwaukee	.385	26	10	0	4
.313	16	5	0	5	Montreal	.242	99	24	0	9
.125	16	2	0	0	New York	.256	129	33	1	12
—	—	—	—	—	Philadelphia	.361	97	35	1	11
.318	22	7	0	3	Pittsburgh	.367	109	40	0	9
.407	27	11	0	2	St. Louis	.236	127	30	1	14
.300	20	6	1	6	San Diego	.230	61	14	1	12
.211	19	4	1	2	San Francisco	.224	85	19	2	5
.300	10	3	0	0	Baltimore	.273	11	3	0	0
.333	9	3	0	1	Boston	.385	13	5	0	2
.000	1	0	0	0	New York	.000	2	0	0	0
.500	8	4	0	3	Tampa Bay	.444	9	4	0	3
.000	3	0	0	1	Toronto	.368	19	7	0	3
.323	31	10	1	7	Mar/April	.280	175	49	2	31
.370	27	10	1	4	May	.290	241	70	4	24
.228	57	13	0	3	June	.268	224	60	2	19
.329	82	27	1	14	July	.292	243	71	1	30
.270	74	20	1	10	August	.222	230	51	3	28
.329	76	25	0	10	Sept/Oct	.302	361	109	2	37
.253	178	45	4	33	Home	.285	681	194	9	99
.355	169	60	0	15	Road	.272	793	216	5	70
.286	119	34	2	16	Day	.268	553	148	8	59
.311	228	71	2	32	Night	.284	921	262	6	110
.341	132	45	0	8	Grass	.279	907	253	9	105
.279	215	60	4	40	Turf	.277	567	157	5	64
.313	144	45	2	20	Pre-ASG	.283	732	207	8	89
.296	203	60	2	28	Post-ASG	.274	742	203	6	80
.253	95	24	0	9	vs LHP	.257	401	103	1	34
.321	252	81	4	39	vs RHP	.286	1073	307	13	135
.343	102	35	2	44	RISP	.282	412	116	4	153
.111	9	1	0	4	RISP (loaded)	.238	42	10	0	25
.545	22	12	0	9	Pinch-hitting	.324	179	58	1	32

ARIAS' CAREER STATS BY BALLPARK

	AVG	AB	H	HR	RBI		AVG	AB	H	HR	RBI
Bank One	.267	15	4	0	0	Dodger	.148	27	4	0	1
Atlanta-Fulton	.350	40	14	0	6	County	.474	19	9	0	2
Turner	.200	20	4	0	1	Olympic	.167	48	8	0	4
Wrigley	.212	118	25	2	9	Shea	.237	76	18	0	4
Cinergy	.172	58	10	0	1	Veterans	.271	291	79	5	46
Mile High	.389	18	7	0	6	Three Rivers	.385	65	25	0	3
Coors	.235	34	8	2	5	Busch	.286	70	20	1	8
Pro Player	.305	407	124	4	55	Qualcomm	.227	22	5	0	5
Astrodome	.315	54	17	0	4	3Com	.235	51	12	0	2
Oriole Park	.250	4	1	0	0	Tropicana	.500	8	4	0	3
Fenway	.385	13	5	0	2	SkyDome	.438	16	7	0	2

(continued on the next page)

ARIAS' CAREER FIELDING

	PCT	G	PO	A	E	TC	DP
1st Base	1.000	1	1	0	0	1	0
2nd Base	.989	39	68	110	2	180	18
3rd Base	.960	161	63	151	9	223	17
Shortstop	.974	268	336	596	25	957	115

ARIAS' GAME HIGHS

HITS: 5, 9/12/92 at PIT; 9/12/98 vs PIT ... **RUNS:** 3, 9/16/92 vs PHI; 7/5/93 at ATL ... **DOUBLES:** 3, 9/12/98 vs PIT ... **TRIPLES:** 1 ... **HOME RUNS:** 1 ... **RBI:** 4, 4/9/94 at SD ... **STOLEN BASES:** 1 ... **HITTING STREAK:** 8 games, 4 times, last: 9/12-23/99 ... **GRAND SLAMS:** None ... **INSIDE-THE-PARK HR:** 1, 6/2/95 vs CHI ... **PINCH-HR:** 6/7/97 at COL.

**#43 ANDY ASHBY RHP****B-T:** R-R**HT:** 6-1; **WT:** 202**AGE:** 32, turns 33 on July 11**BORN:** July 11, 1967, Kansas City, MO**RESIDES:** Pittston, PA**ML SERVICE:** 8 years, 21 days**HOW OBTAINED:** Acquired from San Diego Padres for Carlton Loewer, Steve Montgomery and Adam Eaton, 11/10/99.**CONTRACT STATUS:** Signed a two-year contract, 2/12/95 ... Signed a three-year extension, 5/7/97, taking him through the 2000 season.

1999 SEASON: Led Padres with 14 wins and 4 complete games ... Threw 200 innings (206.0) and started 30 games (31) for 3rd straight season ... Tied for ML lead with Scott Erickson in shutouts (3), tied for 5th in NL in complete games ... Opening Night starter for 2nd time, 4/4 vs COL in Monterrey, Mexico, tied career shortest 1.0 inning in 8-2 loss ... Threw 1st complete game and shutout, 4/16 vs LA, beating Kevin Brown, 3-0 ... On DL, 6/7-24 with a protruding disk in his lower back ... Won 1st start off DL, 6/24 at LA, 2-1 ... Shut out Rockies, 7/1-0, 7/4 at COL, just 8th CG SHO in Coors Field history ... Named to 2nd straight NL All-Star team, retired only batter (Omar Vizquel) faced ... Allowed Mark McGwire's 500th HR, 8/5 at STL ... Allowed career-high 14 hits, 8/10 at NYM in 4-3 loss ... Threw last complete game, 8/31 vs CHI, a 7-3 win ... **MISC:** Currently ranks 4th on Padres all-time lists in wins (70), 6th in ERA (3.60), 5th in innings (1,210.0), 5th in starts (185), 3rd in strikeouts (827) and 4th in winning % (.530).

CAREER: 14-year pro ... **1986:** Signed by Phillies as an amateur free agent, 5/4 ... Began pro career as a starter and reliever for Bend ... Had 2 saves ... Did not pitch in relief again until 1992 ... **1987:** Split season between Spartanburg (A) and Utica (A) ... Combined for 103 strikeouts ... **1988:** Split season between Spartanburg and Batavia (A) ... Held opponents to a .161 average ... On DL with Spartanburg, 4/7-7/10 ... **1989:** Pitched for Spartanburg (A) and Clearwater (A) ... Led all Phillies minor leaguers with a combined 2.39 ERA and 144 strikeouts ... On Spartanburg DL again, 4/6-26 ... **1990:** Spent entire season at Reading (AA) ... Paul Owens Award winner for Best Pitcher in Phillies Minor Leagues ... Led club in wins (10), strikeouts (94) and complete games (4) ... Threw 30 consecutive scoreless innings in August ... Eastern League Pitcher of the Week, 8/13-19; threw a 2-hit shutout, 8/14 at Harrisburg ... **1991:** Broke right hand in February, limiting him to 1 spring appearance ... First season at triple-A with Scranton ... Recalled by Phillies, 6/8 ... Made ML debut, 6/10 in start vs CIN ... Became 11th ML pitcher, 1st Phillie to strike out the side on 9 pitches, 6/15 vs CIN ... Optioned, 6/16 ... Finished tied for International League lead with career-high 6 complete games and 3 shutouts; ranked 5th with 113 strikeouts ... Led club in wins (11), innings (161.1) and strikeouts ... Threw a 1-hitter, 2-hitter, 3-hitter and had team's longest scoreless streak, 25.1 innings ... Recalled a 2nd time, 9/5 ... Earned 1st ML win, 9/24 at CHI ... **1992:** Fractured right thumb on line drive by Mackey Sasser in 3rd start of season, 4/26 vs NYM ... On DL, 4/27-8/11 ... Was 0-3, 3.00 ERA in 7 rehab starts (2 stints) at Scranton, 7/8-8/2 and 8/6-10 ... Made 1st ML relief appearance, 8/7 vs NYM (1.1 IP), 1st relief appearance since 1st pro season ... Selected by COL in 1st round (25th selection) of expansion draft, 11/17 ... **1993:** Began season in Rockies rotation ... Went 0-3, 6.14 ERA in 7 starts before moving to bullpen ... Earned only ML save, 5/25 at HOU ... Optioned to Colorado Springs (AAA), 6/26 ... Traded to SD, 7/27 ... Struck out season-high 9, 8/10 vs HOU (8.0 IP) ... **1994:** First full ML season ... Finished tied for 4th in NL in complete games (4), 9th in innings (164.1) ... Held opponents to a .233 average, 6th-best in NL ... Was 0-5 after 10 starts, despite a 2.85 ERA ... **1995:** Won Clyde McCullough Award as Padres Pitcher of the Year ... Led team and finished 3rd in NL in ERA (2.94), tied for 4th in starts (31) and tied for 8th in strikeouts (150); also led club in wins (12) ... With Joey Hamilton, formed 1st Padres tandem to finish in top 5 in ERA since Ed Whitson and Bruce Hurst finished 4th and 5th in 1989 ... Threw 1st career shutout, 6/18 at PIT, 4 hits, 10 strikeouts ... Threw 2nd shutout, 8/11 vs STL (1), 5 hits, career-high 11 strikeouts ... Threw 19.0 scoreless innings, 8/5-21 ... Did not allow an extra-base hit in 4+ starts, 8/5-31 (24 singles) ... Ranked 2nd in majors with 17 sacrifices, most by a Padre since Roberto Alomar had 17 in 1989 ... **1996:** Led teammates with 3.23 ERA despite 3 stints on DL with shoulder problems ... Would have ranked 9th in NL in ERA, but fell 11.1 innings shy of qualifying ... Allowed just 2.03 BB per 9 IP; walked more than 2 just twice in 24 starts ... Made 1st Opening Day start, 4/1 at CHI, ND in 5-4, 10-inning win (7.0 IP, 4 ER) ... Earned 1st win, 4/11 vs ATL, 2-1, snapping Greg Maddux' 18-game road win streak ... Went 4-4, 4/16 at COL, becoming only 3rd pitcher in '90s to record 4-hit game ... Threw lone complete game of season, 4/22 at FLA ... Used as pinch-hitter, 4/23 at FLA, sacrificed ... Struck out season-high 8 batters twice, 5/14 vs NYM and 5/31 at PHI ... On DL with

right shoulder strain, 6/6-22 ... Made 2 starts before returning to DL with tendinitis in right shoulder, 6/29-7/15 ... Made 3 more start before being shut down for 3rd time, 7/27-9/1 ... Had ND in 7-5 loss in Game 3 of Division Series vs STL ... **1997:** Led club in starts (30), strikeouts (144), complete games (2) and innings (200.2) ... Ranked tied for 6th in NL with 2.2 BB per 9 IP ... Walked 2 or less in 24 of 30 starts ... Left start, 5/19 at CIN with right elbow strain after just one inning ... On DL, 5/20-6/15 ... Came within 3 outs of 1st no-hitter in Padres history, 9/5 vs ATL, 6-2 win; allowed lead off single to Kenny Lofton to break up no-hit bid ... Tied career-high 11 strikeouts, 9/17 vs COL, 5-4 win ... **1998:** Finest ML season, reaching career highs in wins (17), strikeouts (151), innings (226.2), starts (33) and complete games (5) ... His 3.34 ERA ranked 11th in the NL, complete games were tied for 6th ... Threw 3 straight complete games, 5/25-6/4, becoming 1st Padre to do so since Dennis Rasmussen in 1988 ... Tied career-best 5-game win streak, 5/30-6/19 ... Needed just 75 pitches in complete-game 7-2 win, 7/5 vs COL, fewest pitches needed in 9.0 CG since records were kept in 1988 ... Named to 1st All-Star team, allowed 1 run on 1 hit (HR by Ivan Rodriguez), 1 walk in 1.0 inning at COL ... Became NL's 1st 16-game winner, 8/12, but finished season 1-3 ... Went 0-1, 4.58 ERA in 4 post-season starts ... Had 2 ND in NLCS vs ATL (Games 1 and 5), 2.08 ERA ... Lost Game 2 of World Series at NYY.

PERSONAL: Andrew Jason Ashby ... Married Tracy Tighe; four daughters, Eastin Marie (10/31/95), Madison Anné (6/12/97), Taryn Drew (8/15/98) and Ashton Andi (9/20/99) ... 1985 graduate of Park Hill High School (MO) ... Attended Crowder Junior College ... Played Little League baseball ... Began Andy Ashby Strikes Out Cancer program in 1996, through which he donates \$100 per strikeout to the American Cancer Society ... Hobbies: Fishing and golf.

ANDY ASHBY'S CAREER RECORD

YEAR	CLUB	W-L	ERA	G	GS	CG	SHO	SV	IP	H	R	ER	HR	HB	BB	SO	WP	BK
1986	Bend	1-2	4.95	16	6	0	0	2	60.0	56	40	33	3	2	34	45	3	1
1987	Spartanburg	4-6	5.60	13	13	1	0	0	64.1	73	45	40	8	2	38	52	9	1
	Ufica	3-7	4.05	13	13	0	0	0	60.0	56	38	27	3	1	36	51	7	0
1988	Balavia	3-1	1.61	6	6	2	1	0	44.2	25	11	8	3	1	16	32	0	2
	Spartanburg	1-1	2.70	3	3	0	0	0	16.2	13	7	5	0	0	7	16	2	3
1989	Spartanburg	5-9	2.87	17	17	3	1	0	106.2	95	48	34	8	5	49	100	8	0
	Clearwater	1-4	1.24	6	6	2	1	0	43.2	28	9	6	0	0	21	44	4	1
1990	Reading	10-7	3.42	23	23	4	1	0	139.2	134	65	53	3	4	48	94	10	2
1991	Scranton	11-11	3.46	26	26	#6	#3	0	161.1	144	78	62	12	9	60	113	7	0
	PHILLIES	1-5	6.00	8	8	0	0	0	42.0	41	28	28	5	3	19	26	6	0
1992	PHILLIES	1-3	7.54	10	8	0	0	0	37.0	42	31	31	6	1	21	24	2	0
	Scranton -a	0-3	3.00	7	7	1	0	0	33.0	23	13	11	4	3	14	18	4	0
1993	COLORADO	0-4	8.50	20	9	0	0	1	54.0	89	54	51	5	3	32	33	2	3
	Colorado Springs	4-2	4.10	7	6	1	0	0	41.2	45	25	19	2	3	12	35	3	2
	SAN DIEGO	3-6	5.48	12	12	0	0	0	69.0	79	46	42	14	1	24	44	4	0
1994	SAN DIEGO	6-11	3.40	24	24	4	0	0	164.1	145	75	62	16	3	43	121	5	0
1995	SAN DIEGO	12-10	2.84	31	31	2	2	0	192.2	180	79	63	17	11	62	150	7	0
1996	SAN DIEGO	9-5	3.23	24	24	1	0	0	150.2	147	60	54	17	3	34	85	3	0
1997	SAN DIEGO	9-11	4.13	30	30	2	0	0	200.2	207	108	92	17	5	49	144	3	0
1998	SAN DIEGO	17-9	3.34	33	33	5	1	0	226.2	223	90	84	23	7	58	151	7	0
1999	SAN DIEGO	14-10	3.80	31	31	4	*3	0	206.0	204	95	87	26	7	54	132	6	0
ML	TOTALS	72-74	3.98	223	210	18	6	1	1343.0	1357	666	594	146	35	396	910	45	3

* League Leader # Tied for League Lead a - Rehabilitation Assignment

DIVISION SERIES RECORD

YEAR	CLUB, OPP	W-L	ERA	G	GS	CG	SHO	SV	IP	H	R	ER	HR	HB	BB	SO	WP	BK
1996	SD, STL	0-0	6.75	1	1	0	0	0	5.1	7	4	4	1	0	1	5	1	0
1998	SD, HOU	0-0	6.75	1	1	0	0	0	4.0	6	3	3	0	1	1	4	0	0
DS	TOTALS	0-0	6.75	2	2	0	0	0	9.1	13	7	7	1	1	2	9	1	0

LEAGUE CHAMPIONSHIP SERIES RECORD

YEAR	CLUB, OPP	W-L	ERA	G	GS	CG	SHO	SV	IP	H	R	ER	HR	HB	BB	SO	WP	BK
1998	SD, ATL	0-0	2.08	2	2	0	0	0	13.0	14	3	3	1	0	2	5	0	0

WORLD SERIES RECORD

YEAR	CLUB, OPP	W-L	ERA	G	GS	CG	SHO	SV	IP	H	R	ER	HR	HB	BB	SO	WP	BK
1998	SD, NYY	0-1	13.50	1	1	0	0	0	2.2	10	7	4	1	0	1	1	0	0

ALL-STAR GAME RECORD

YEAR	CLUB, SITE	W-L	ERA	G	GS	CG	SHO	SV	IP	H	R	ER	HR	HB	BB	SO	WP	BK
1998	NL, COL	0-0	9.00	1	0	0	0	0	1.0	1	1	1	1	0	1	0	0	0
1999	NL, BOS	0-0	0.00	1	0	0	0	0	0.1	0	0	0	0	0	0	0	0	0
ASG	TOTALS	0-0	6.75	2	0	0	0	0	1.1	1	1	1	1	0	1	0	0	0

(continued on the next page)

ASHBY'S CAREER TRANSACTIONS

- Signed by Philadelphia as a free agent, May 4, 1986.
- On disabled list with a fractured right thumb, April 27-August 11, 1992, included rehabilitation assignments to Scranton, July 8-August 2 and August 6-10.
- Selected by Colorado Rockies in 1st round (25th overall) of expansion draft, November 17, 1992.
- Traded to San Diego Padres, July 27, 1993, as the player to be named later with Brad Ausmus (c) and Doug Bochiler (rhp) for Bruce Hurst (lhp) and Greg W. Harris (rhp), July 26, 1993.
- On disabled list with a right shoulder strain, June 6-22, 1996.
- On disabled list with tendinitis in right shoulder, June 29-July 15, 1996.
- On disabled list with a frayed labrum in right shoulder, July 27-September 1, 1996.
- On disabled list with a right elbow strain, May 20-June 15, 1997.
- On disabled list with a protruding disk in his lower back, June 7-24, 1999.
- Traded to Philadelphia for Carlton Loewer (rhp), Steve Montgomery (rhp) and Adam Eaton (rhp), November 10, 1999.

MAJOR LEAGUE HITTING TOTALS

	AVG	AB	R	H	2B	3B	HR	RBI	SH	SF	HP	BB	SO	SB	CS	E
1999	.129	62	3	8	2	0	0	2	7	0	0	3	25	0	0	2
Career	.136	396	18	54	13	0	0	15	63	1	0	11	165	1	0	7

ASHBY'S CAREER PITCHING BREAKDOWN

1999						Career				
W-L-S	ERA	G	IP	ER		W-L-S	ERA	G	IP	ER
0-1-0	9.00	1	5.0	5	Arizona	2-2-0	2.57	4	28.0	8
0-2-0	5.79	2	14.0	9	Atlanta	4-4-0	4.54	12	77.1	39
2-0-0	1.80	3	20.0	4	Chicago	7-2-0	3.68	18	110.0	45
1-1-0	3.46	2	13.0	5	Cincinnati	4-9-0	5.30	18	91.2	54
1-1-0	5.40	2	10.0	6	Colorado	7-4-0	4.81	14	91.2	49
1-0-0	6.75	1	5.1	4	Florida	3-3-0	2.88	12	72.0	23
0-1-0	8.10	2	10.0	9	Houston	7-5-1	3.71	16	89.2	37
2-0-0	1.19	3	22.2	3	Los Angeles	8-2-0	2.05	19	118.2	27
1-0-0	1.29	1	7.0	1	Milwaukee	1-0-0	6.75	2	10.2	8
0-1-0	6.43	1	7.0	5	Montreal	1-6-0	5.65	13	73.1	46
1-1-0	4.15	2	13.0	6	New York	5-7-0	4.10	20	116.1	53
—	—	—	—	—	Philadelphia	1-7-0	5.14	11	61.1	35
2-0-0	1.20	2	15.0	2	Pittsburgh	7-6-0	2.93	17	113.2	37
1-0-0	6.75	3	18.2	14	St. Louis	6-6-0	4.12	17	107.0	49
—	—	—	—	—	San Diego	0-0-0	5.06	3	5.1	3
1-1-0	3.21	2	14.0	5	San Francisco	6-8-0	4.54	18	113.0	57
1-0-0	1.13	1	8.0	1	Anaheim	1-0-0	1.13	1	8.0	1
—	—	—	—	—	Oakland	1-0-0	6.00	2	12.0	8
0-1-0	2.30	2	15.2	4	Seattle	0-2-0	1.59	3	22.2	4
0-0-0	4.70	1	7.2	4	Texas	1-1-0	4.79	3	20.2	11
4-1-0	2.61	5	31.0	9	Mar/April	14-8-0	2.98	35	229.0	76
1-2-0	5.70	5	30.0	19	May	10-14-1	3.93	42	236.0	103
2-1-0	1.69	4	26.2	5	June	14-9-0	3.80	37	215.2	91
2-1-0	3.40	6	42.1	16	July	11-12-0	3.97	33	208.1	92
4-2-0	4.19	6	43.0	20	August	13-14-0	4.30	35	217.2	104
1-3-0	4.91	5	33.0	18	Sept/Oct	10-17-0	4.89	41	235.2	128
5-6-0	4.20	15	100.2	47	Home	36-31-0	3.60	107	672.2	269
9-4-0	3.42	16	105.1	40	Road	36-43-1	4.36	116	670.1	325
6-3-0	3.08	11	76.0	26	Day	25-24-0	3.88	79	470.1	203
8-7-0	4.22	20	130.0	61	Night	47-50-1	4.03	144	872.2	391
12-9-0	3.69	28	188.0	77	Grass	60-46-0	3.67	169	1051.1	429
2-1-0	5.00	3	18.0	10	Turf	12-28-1	5.09	54	291.2	165
8-4-0	3.19	16	104.1	37	Pre-ASG	42-34-1	3.55	122	741.0	292
6-6-0	4.43	15	101.2	50	Post-ASG	30-40-0	4.51	101	602.0	302
14-10-0	3.80	31	206.0	87	Starter	72-74-0	3.90	210	1329.2	576
—	—	—	—	—	Reliever	0-0-1	12.15	13	13.1	18

ASHBY'S CAREER STATS BY BALLPARK

	W-L-S	ERA	G	IP	ER		W-L-S	ERA	G	IP	ER
Bank One	0-2-0	4.85	2	13.0	7	County	0-0-0	17.18	1	3.2	7
Atlanta-Fulton	0-1-0	12.15	2	6.2	9	Olympic	1-4-0	4.54	6	33.2	17
Turner	1-1-0	3.13	3	23.0	8	Shea	3-4-0	3.98	9	54.1	24
Wrigley	3-1-0	4.17	10	54.0	25	Veterans	2-9-0	5.94	17	89.1	59
Cinergy	2-5-0	7.82	9	38.0	33	Three Rivers	3-5-0	3.80	10	66.1	28
Mile High	0-3-0	8.91	11	34.1	34	Busch	1-4-0	5.71	7	41.0	28
Coors	3-1-0	5.97	5	31.2	21	Aloha	1-0-0	2.57	1	7.0	2
Pro Player	2-2-0	2.66	6	47.1	14	Monterrey	0-1-0	54.00	1	1.0	6
Astrodome	3-3-1	3.73	8	41.0	17	Qualcomm	34-24-0	3.05	87	592.1	201
Dodger	6-1-0	1.81	11	69.2	14	3Com	5-2-0	3.57	10	63.0	25
Edison	1-0-0	1.13	1	8.0	1	Coliseum	1-0-0	6.00	2	12.0	8
Safeco	0-0-0	2.35	1	7.2	2	Arlington (new)	0-1-0	10.80	1	5.0	6

ASHBY'S GAME HIGH STRIKEOUTS

Has 6 double-digit strikeout games in his career

11, 3 times last: 6/9/98 vs CIN

10, 3 times last: 6/24/98 vs SEA

ASHBY'S CAREER FIELDING

POS	PCT	G	PO	A	E	TC	DP
Pitcher	.977	223	97	205	7	309	13

ASHBY'S GAME HIGHS

LOW-HIT CG: 2, 9/5/97 vs ATL... **SHUTOUTS:** 6 times, last: 7/4/99 at COL... **STRIKEOUTS:** 11, 3 times, last: 6/9/98 vs CIN... **WALKS:** 8, 5/7/95 vs SF... **LONGEST OUTING:** 9 inn, 17 times, last: 7/4/99 at COL... **WINNING STREAK:** 5 games, 5/9-6/28/96 and 5/30-6/19/98... **LOSING STREAK:** 6 games, 4/24-8/5/93.



#46 MANUEL BARRIOS RHP

B-T: R-R

HT: 6-0; WT: 185

AGE: 25, turns 26 on September 21

BORN: September 21, 1974, Cabecera, Panama

RESIDES: Rock Island, IL

ML SERVICE: 36 days

HOW OBTAINED: Claimed by Phillies off waivers from the Cincinnati Reds, 10/22/99.

1999 SEASON: Spent entire season at Indianapolis (AAA)... Set career highs in Innings (90.1), hits (94), runs (60) and earned runs (53)... His 73 strikeouts fell 7 shy of career best set in 1997 (80)... Began season pitching out of bullpen, 2-2, 3.93 ERA in 41 games... Had a 0.71 ERA in final 16 relief appearances... Moved into starting rotation, 7/30, going 0-5, 7.39 ERA in 8 starts... Best start was 8/29 vs Louisville, 7.0 IP, 1 ER, 3 BB, 4 SO... Claimed by Phillies off waivers, 10/22.

CAREER: Seven-year pro... **1993:** Signed by HOU as a non-drafted free agent, 1/27... Played 1st pro season for San Pedro de Macoris in the Dominican Summer League, almost exclusively as a starter... **1994:** First pro season in the States, played for Quad Cities (A)... **1995:** Led HOU organization in saves (23) at Quad Cities... Ranked tied for 3rd in Midwest League in games finished (48) and tied for 4th in saves... **1996:** Spent season at Jackson (AA), where he led Texas League in relief points (73) and games finished (53), tied for 2nd in games (60)... Also ranked 2nd in TL and led HOU organization for 2nd straight season in saves (23)... TL All-Star... On suspended list, 9/4-8... **1997:** Pitched for New Orleans (AAA) of the American Association... Ranked 3rd in league in games (57)... Allowed just 1 run in 24.2 innings from 4/23-6/1... Recalled by HOU, 9/6... Made ML debut, 9/16 vs SD (1.0 IP)... In 2nd game, set career highs with 2.0 IP and 2 SO... Traded to FLA, 11/11... **1998:** Began season at Charlotte (AAA)... Was 2-0 in 18 games when recalled by FLA, 5/3... Made Marlins debut, 5/4 vs SF (1.0 IP, 2 H, Kent HR)... Optioned back to AAA next day, but was recalled again, 5/14... Made 2nd Marlins app, 5/14 at CIN (1.2 IP)... Traded to LA, 5/15, and was optioned to Albuquerque (AAA)... Went 1-3 in 19 games when promoted to LA, 6/27... Made Dodgers debut, 7/3 at SF (1.0 IP)... Returned to AAA, 7/4... Made 3 starts (2 at Albuquerque and 1 at Charlotte), 1st starts since 1st pro season in DSL... Claimed by FLA off waivers, 8/10... Traded to Reds, 12/2.

(continued on the next page)

(Barrios continued)

PERSONAL: Manuel Antonio Barrios . . . Married, wife's name is Pamela; one daughter, Sadie (3/2/97), one son, Anthony Manuel (2/10/00).

MANUEL BARRIOS' CAREER RECORD

YEAR	CLUB	W-L	ERA	G	GS	CG	SHO	SV	IP	H	R	ER	HR	HB	BB	SO	WP	BK
1993	DSL, Astros	6-1	4.63	13	12	2	0	0	77.2	77	57	40	1	5	23	59	11	-
1994	Quad Cities	0-6	5.95	43	0	0	0	4	65.0	73	44	43	4	7	23	63	8	2
1995	Quad Cities	1-5	2.25	50	0	0	0	23	52.0	44	16	13	1	4	17	55	1	0
1996	Jackson	6-4	2.37	60	0	0	0	23	68.1	60	29	18	4	3	29	69	3	0
1997	New Orleans	4-8	3.27	57	0	0	0	0	82.2	70	32	30	5	1	34	77	2	0
	HOUSTON	0-0	12.00	2	0	0	0	0	3.0	6	4	4	0	0	3	3	0	0
1998	Charlotte	2-0	3.70	18	1	0	0	0	24.1	19	10	10	3	1	9	22	0	0
	FLORIDA	0-0	3.38	2	0	0	0	0	2.2	4	1	1	1	0	2	1	0	0
	Albuquerque	1-3	6.00	20	2	0	0	0	36.0	47	25	24	7	2	15	33	4	0
	LOS ANGELES	0-0	0.00	1	0	0	0	0	1.0	0	0	0	0	0	2	0	0	0
1999	Indianapolis	2-7	5.28	49	8	0	0	0	90.1	94	60	53	8	7	35	73	9	2
ML	TOTALS	0-0	6.75	5	0	0	0	0	6.2	10	5	5	1	0	7	4	0	0

BARRIOS' CAREER TRANSACTIONS

- Signed by Houston Astros as an amateur free agent, January 27, 1993.
- Traded to Florida Marlins with Oscar Hernandez (rhp) and a player to be named later (Mark Johnson) for Moises Alou (of), November 11, 1997.
- Traded to Los Angeles Dodgers with Bobby Bonilla (inf), Charles Johnson (c), Jim Eisenreich (of) and Gary Sheffield (of) for Mike Piazza (c) and Todd Zeile (3b), May 15, 1998.
- Claimed by Florida Marlins off waivers, August 10, 1998.
- Traded to Cincinnati Reds for Guillermo Garcia (c), December 2, 1998.
- Claimed by Philadelphia off waivers, October 22, 1999.

BARRIOS' CAREER PITCHING BREAKDOWN

	W-L-S	ERA	Career G	IP	ER
Cincinnati	0-0-0	0.00	1	1.2	0
Pittsburgh	0-0-0	9.00	1	2.0	2
San Diego	0-0-0	18.00	1	1.0	2
San Francisco	0-0-0	4.50	2	2.0	1
May	0-0-0	3.38	2	2.2	1
July	0-0-0	0.00	1	1.0	0
Sept/Oct	0-0-0	12.00	2	3.0	4
Home	0-0-0	11.25	3	4.0	5
Road	0-0-0	0.00	2	2.2	0
Day	0-0-0	12.00	2	3.0	4
Night	0-0-0	2.45	3	3.2	1
Grass	0-0-0	4.50	2	2.0	1
Turf	0-0-0	7.71	3	4.2	4
Pre-ASG	0-0-0	2.45	3	3.2	1
Post-ASG	0-0-0	12.00	2	3.0	4
Reliever	0-0-0	6.75	5	6.2	5

BARRIOS' CAREER STATS BY BALLPARK

	W-L-S	ERA	G	IP	ER
Cinergy	0-0-0	0.00	1	1.2	0
Pro Player	0-0-0	9.00	1	1.0	1
3Com	0-0-0	0.00	1	1.0	0
Astrodome	0-0-0	12.00	2	3.0	4

BARRIOS' CAREER FIELDING

POS	PCT	G	PO	A	E	TC	DP
Pitcher	—	5	0	0	0	0	0

BARRIOS' GAME HIGHS

STRIKEOUTS: 2, 9/28/97 vs PIT . . . LONGEST OUTING: 2.0 inn, 9/28/97 vs PIT.



#14 GARY BENNETT C

B-T: R-R

HT: 6-0; WT: 208

AGE: 27, turns 28 on April 17

BORN: April 17, 1972, Waukegan, IL

RESIDES: Waukegan, IL

ML SERVICE: 1 year, 93 days

HOW OBTAINED: Signed by Phillies as a minor league free agent, 12/27/97.

1999 SEASON: First full season in the majors, thanks in part to a wrist injury to Tom Prince in spring training ... Made 19 starts in 32 appearances at catcher ... Had 17 RBI in 19 starts ... Had a career-high 7-game hit streak, 5/1-6/23, during which he hit .357 (10-28) with 8 RBI ... Had a career-high 3 hits twice, 6/23 vs PIT and 8/5 at FLA ... Tied a Phillies record with 2 sacrifice flies, 7/19 at TB ... Hit 1st ML HR (3-run), 8/5 at FLA (Nunez), also had a career-high 4 RBI in the game ... Committed 4 errors, but 3 of them in one game, 9/1 at SF.

CAREER: 10-year pro ... 1990: Phillies 11th round pick in June draft ... Began pro career at Martinsville (R) ... 1991: Spent 2nd pro season at Martinsville ... 1992: Had best fielding % among catchers (.994) in NY-Penn League for Batavia (A) ... 1993: Began season at Spartanburg (A), appearing in 42 games ... Promoted to Clearwater (A), appearing in 17 games ... 1994: Began season at Clearwater, throwing out 30% of base stealers ... Promoted to Reading (AA) after 19 games, 5/12 ... Led Eastern League with 22 passed balls ... Threw out 27% of base stealers ... 1995: Spent majority of season at Reading, catching 82 games ... Hit .340, 10 RBI in 17 games in May ... Had 2 three-hit games, 5/7 vs Harrisburg and 5/28 at Norwich ... Had a season-best 4 RBI, 8/9 vs Trenton ... Had 14 multiple-hit games ... Ranked 1st among EL catchers with 13 double plays ... Threw out 36% (37-104) of base stealers ... Promoted to Scranton (AAA), 8/25, where he caught 7 games ... Contract purchased by Phillies, 9/3 ... Made 1st and only ML appearance, pinch-hitting, 9/24 vs CIN (struck out) becoming Phils record 50th player of season ... 1996: Set Scranton record for home runs by a catcher (8) ... Hit 2 HR, 6/2 at Toledo ... Hit .296 vs LHP ... Threw out 35% (43-121) of base stealers ... Contract purchased by Phillies, 8/23 ... Went 2-4 in 1st ML start, 8/25 at SD, collecting 1st ML hit (single off Scott Sanders) and RBI ... Became 51st player for Phils, setting new club record ... Made 5 starts for Phils; reached base safely in 4 of those 5 starts ... Played winter ball for Zulia, VZ ... 1997: Signed with Boston as a minor league free agent, 2/10 ... Spent entire season with Pawtucket (AAA) ... Caught 65 of the 71 games played; started other 6 games at first base ... Did not make an error at first base ... Split time behind the plate with Walt McKeel, had a .985 fielding % ... Hit .302 (13-43) in 14 games in May with 3 of his 4 home runs ... Had season-high 4 RBI, 5/26 vs Rochester and 5/31 at Scranton; hit 2 HR, 2 2B, 8 RBI in that 3-game span, 5/26-31 ... Played winter ball for Zulia, VZ ... Re-signed by Phils as a minor league free agent, 12/27 ... 1998: Back-up catcher to Bobby Estalella at Scranton (AAA) ... Became starting catcher when Estalella was promoted, 7/25 ... Tied game with 9th-inning 2-run HR, 8/8 at Rochester ... Established new club record with 3 HR and 13 total bases, 8/16 at Buffalo; final HR was grand slam in 14th inning off Huck Flenner in 15-10 win ... Had 5 RBI, 8/19 vs Rochester ... Became 9th Red Baron to reach double digits in HR with his career-high 10th, 8/29 vs Ottawa ... Had just 21 HR in 8 seasons prior to '98 ... Threw out 34% of base stealers (24-70) ... Contract purchased by Phillies, 9/1 ... Came in as a defensive replacement, 9/5 at MIL (0-2), then hit in 5 straight (all starts), 9/6-22 ... Had 1st ML 2-RBI game, 9/22 at CIN ... Played winter ball for Escogido, DR.

PERSONAL: Gary David Bennett, Jr. ... Married Ruby Guerra (10/31/98) ... 1990 graduate of Waukegan East High School (IL), where he was All-Conference in football and baseball ... Captain of HS football and baseball teams ... Illinois State Scholar ... Played Little League, Pony, Colt and American Legion baseball ... Hobby: Collecting baseball cards.

GARY BENNETT'S CAREER RECORD

YEAR	CLUB	AVG	G	AB	R	H	2B	3B	HR	RBI	SH	SF	HP	BB	SO	SB	CS	E
1990	Martinsville	.269	16	52	3	14	2	1	0	10	0	1	0	4	15	0	1	3
1991	Martinsville	.235	41	136	15	32	7	0	1	16	1	1	5	17	26	0	1	2
1992	Batavia	.205	47	146	22	30	2	0	0	12	3	0	2	15	27	2	1	2
1993	Spartanburg	.254	42	126	18	32	4	1	0	15	2	1	1	12	22	0	2	2
	Clearwater	.327	17	55	5	18	0	0	1	6	2	0	1	3	10	0	1	0
1994	Clearwater	.236	19	55	6	13	3	0	0	10	0	1	0	8	6	0	0	1
	Reading	.231	63	208	13	48	9	0	3	22	3	3	0	14	26	0	1	2
1995	Reading	.236	86	271	27	64	11	0	4	40	3	2	3	22	36	0	0	4
	Scranton	.150	7	20	1	3	0	0	0	1	1	0	0	2	2	0	0	0
	PHILLIES	.000	1	1	0	0	0	0	0	0	0	0	0	0	1	0	0	0
1996	Scranton	.248	91	286	37	71	15	1	8	37	3	3	3	24	43	1	0	7
	PHILLIES	.250	6	16	0	4	0	0	0	1	0	0	0	2	6	0	0	0
1997	Pawtucket	.214	71	224	16	48	7	1	4	22	1	1	2	18	39	1	1	8
1998	Scranton	.255	86	282	33	72	18	0	10	40	2	4	2	25	41	0	0	1
	PHILLIES	.290	9	31	4	9	0	0	0	3	0	1	0	5	5	0	0	0
1999	PHILLIES	.273	36	88	7	24	4	0	1	21	0	2	0	4	11	0	0	4
ML	TOTALS	.272	52	136	11	37	4	0	1	25	0	3	0	11	23	0	0	4

(continued on the next page)

BENNETT'S CAREER TRANSACTIONS

—Selected by Philadelphia in 11th round of June, 1990 draft.

—Signed by Boston Red Sox as a minor league free agent, February 10, 1997.

—Signed by Philadelphia as a minor league free agent, December 27, 1997.

BENNETT'S CAREER BATTING BREAKDOWN

1999					Career				
AVG	AB	H	HR	RBI	AVG	AB	H	HR	RBI
.000	1	0	0	0	Arizona	.000	1	0	0
.125	8	1	0	1	Atlanta	.250	12	3	0
.000	1	0	0	0	Chicago	.000	3	0	0
.000	1	0	0	0	Cincinnati	.143	7	1	0
.000	3	0	0	0	Colorado	.000	3	0	0
.364	11	4	1	5	Florida	.200	20	4	1
.250	4	1	0	0	Houston	.167	6	1	0
.154	13	2	0	1	Los Angeles	.154	13	2	0
.222	9	2	0	2	Milwaukee	.267	15	4	0
.333	6	2	0	1	Montreal	.385	13	5	0
—	—	—	—	—	New York	.333	3	1	0
.444	9	4	0	3	Pittsburgh	.462	13	6	0
.500	6	3	0	3	St. Louis	.500	6	3	0
.500	2	1	0	0	San Diego	.429	7	3	0
.333	6	2	0	3	San Francisco	.333	6	2	0
.000	0	0	0	0	Boston	.000	0	0	0
.250	4	1	0	0	New York	.250	4	1	0
.250	4	1	0	2	Tampa Bay	.250	4	1	0
.000	4	0	0	1	Mar/April	.000	4	0	0
.286	14	4	0	4	May	.286	14	4	0
.333	18	6	0	4	June	.333	18	6	0
.214	28	6	0	5	July	.214	28	6	0
.357	14	5	1	5	August	.389	18	7	1
.300	10	3	0	2	Sept/Oct	.259	54	14	0
.280	50	14	0	8	Home	.294	68	20	0
.263	38	10	1	13	Road	.250	68	17	1
.154	26	4	0	3	Day	.220	50	11	0
.323	62	20	1	18	Night	.302	86	26	1
.286	28	8	1	11	Grass	.275	51	14	1
.267	60	16	0	10	Turf	.271	85	23	0
.279	43	12	0	9	Pre-ASG	.279	43	12	0
.267	45	12	1	12	Post-ASG	.269	93	25	1
.273	22	6	0	4	vs LHP	.212	33	7	0
.273	66	18	1	17	vs RHP	.291	103	30	1
.441	34	15	1	21	RISP	.364	44	16	1
.500	2	1	0	2	RISP (loaded)	.250	4	1	0
.571	7	4	0	0	Pinch-hitting	.444	9	4	0

BENNETT'S CAREER STATS BY BALLPARK

	AVG	AB	H	HR	RBI		AVG	AB	H	HR	RBI
Bank One	.000	1	0	0	0	Dodger	.250	4	1	0	0
Turner	.500	4	2	0	0	County	.273	11	3	0	2
Cinergy	.200	5	1	0	2	Veterans	.294	68	20	0	8
Coors	.000	3	0	0	0	Three Rivers	.167	6	1	0	0
Pro Player	.188	16	3	1	6	Busch	.400	5	2	0	2
Astrodome	.000	2	0	0	0	Qualcomm	.500	4	2	0	1
						3Com	.333	3	1	0	2
Fenway	.000	0	0	0	0	Tropicana	.250	4	1	0	2

BENNETT'S CAREER FIELDING

	PCT	G	PO	A	E	TC	DP	PB
Catcher	.983	46	214	13	4	231	0	4

BENNETT'S GAME HIGHS

HITS: 3, 6/23/99 vs PIT; 8/5/99 at FLA . . . RUNS: 1 . . . DOUBLES: 1 . . . TRIPLES: None . . . HOME RUNS: 1 . . . RBI: 4, 8/5/99 at FLA . . .
 HITTING STREAK: 7 games, 5/1-6/23/99.



#45 JEFF BRANTLEY RHP

B-T: R-R

HT: 5-10; WT: 197

AGE: 36, turns 37 on September 5

BORN: September 5, 1963, Florence, AL

RESIDES: Clinton, MS

ML SERVICE: 11 years, 61 days

HOW OBTAINED: Acquired from St. Louis Cardinals with Ron Gant and Cliff Politte for Ricky Bottalico and Garrett Stephenson, 11/19/98. Re-signed as a free agent, 12/7/99.

1999 SEASON: First season with Phillies . . . Picked up 1st save as a Phillie in season opener, 4/5 at ATL . . . Saved each of Phillies' first 4 wins . . . Allowed 1st run of the season in his 5th appearance, 4/16 vs FLA . . . Missed 10 games following that game with a weakness, or inflammation, of his right shoulder . . . Only win was 4/27 vs CIN (1-0 in 10 inn) . . . In 2nd game back, 4/28 vs CIN, left with a sore right shoulder . . . Placed on DL, 4/29 . . . Activated from DL, 5/16, picking up 5th save that day vs NYM . . . Blew only save opportunity, 5/19 at MTL . . . Season ended when placed on DL, 5/24 with a torn labrum in his right shoulder . . . Had arthroscopic surgery by Dr. Craig Morgan to repair the labrum, 5/26.

CAREER: 15-year pro . . . **1985:** Selected by SF in 6th round of June draft . . . Won 8 of 10 decisions in 14 games with 3 complete games in 1st pro season at Fresno (A) . . . **1986:** Tied for Texas League lead with career-high 8 complete games for Shreveport (AA) . . . Also had career bests in shutouts (3) and strikeouts (125) . . . **1987:** Made 2 starts for Shreveport, then was promoted to Phoenix (AAA) . . . Combined for career highs in starts (30) and innings (182.0) . . . **1988:** Won a career-high 9 games for Phoenix before recall to SF, 8/3 . . . Made ML debut in relief, 8/5 at ATL (2.0 IP, 0 ER) . . . Earned 1st ML save and singled in 1st ML plate app, 8/14 at LA (3.0 IP) . . . Optioned to Phoenix, 8/18 . . . Recalled again, 8/29 . . . Made 1st ML start, 9/7 vs ATL (5.0 IP of 4-1 loss) . . . **1989:** Made ML team out of spring training . . . Ranked 8th in NL in relief innings (93.0) . . . Made 24 consecutive appearances (35.0 IP) without allowing a home run, 9/29/88-6/4/89 . . . Optioned to Phoenix, 6/9; recalled, 6/25 . . . Earned 1st ML win, 6/9 vs CHI, throwing a career-high (in relief) 5.0 innings; also scored 1st career run . . . Had a streak of wins in 5 straight app (through 7/13) and 6 consecutive decisions (through 7/19) . . . Became 1st Giant to start 6-0 since Juan Marichal opened 1966 with 10 straight wins . . . Snapped win streak in only start of season, 8/7 vs CIN . . . Had 3 scoreless app in NLCS (5.0 IP) vs CHI . . . Also appeared in 3 games of World Series vs OAK . . . **1990:** Ranked 9th in NL in saves (19) in 24 opportunities . . . Held opponents to .155 average with runners in scoring position . . . Allowed 3 homers in 86.2 innings . . . Had 32-game homerless streak, 9/8/89-5/29/90 . . . Despite pitching exclusively out of the bullpen, batted 11 times, 2-7 with 4 sacrifice bunts and knocked in 1st career runs, 4/12 at ATL . . . Did not allow a run in 12 games (19.0 innings) in May (4 saves) . . . Selected to NL All-Star team; got the loss . . . **1991:** Had 15 saves in 19 opportunities, finishing tied for 10th in NL Rolaids Relief Man standings (43 points) . . . Pitched in a career-high 67 games . . . Opponents hit .225; .160 with runners in scoring position . . . Went 3-0, 1.20 ERA in June (15.0 IP) and 0.93 in August (19.1 IP) . . . Went 2-1 with 10 saves and a 2.41 ERA in 35 games after the All-Star break (52.1 IP) with a .199 opp avg . . . Struck out 6 in 3 innings to save 4-1 win, 10/4 vs LA, knocking the Dodgers out of 1st place . . . **1992:** Opponents hit just .207 vs him and below .200 in April (.133), May (.186), June (.184) and September (.163) . . . Had 12, 1 scoreless innings, 4/19-5/13 (2 H, 12 SO) . . . Replaced Dave Burba in rotation, 9/13 at LA . . . Finished season in rotation, allowing just 1 run in 4 starts (11 H, 27 SO) . . . 3 of 4 starts were combined shutouts . . . Earned 1st win as a starter, 3-0, 9/19 vs LA (6.0 IP) . . . Had career-high 9 strikeouts, 9/24 vs ATL . . . Finished season with 19.2 scoreless inning streak . . . **1993:** Began season in rotation (3-5, 4.86 ERA in 12 starts) . . . Had 1st career 2-hit game, 4/26 at PHI (2 RBI) . . . Moved to bullpen and set-up role in mid-June . . . Went 2-1, 3.55 ERA in 41 relief app, holding opponents to a .199 avg . . . **1994:** Signed with CIN as a free agent, 1/6 . . . Earned 15 saves, spread among every team except COL . . . Held opponents to .202 avg . . . Pitched in 300th career game on Opening Day, 4/3 vs STL . . . **1995:** Finished 9th in NL in saves (28) in 32 opportunities and tied for 8th in games finished (49) . . . Finished 6th in Rolaids Relief Man standings (78 points) . . . Rated by Elias Sports Bureau as top reliever in NL . . . Picked up 10 saves in 11 games, 6/5-7/2, including 8 straight from 6/17 . . . Struck out season-high 4, twice, 6/21 vs ATL and 6/28 at PHI . . . Recorded 500th career strikeout, 8/26 at PIT . . . Pitched in 400th career game, 9/19 vs MTL . . . Appeared in first 5 of Reds' 7 post-season games (5.2 IP) . . . Earned 1st post-season save in Game 2 of NLCS, 10/4 at LA . . . **1996:** Missed spring training after breaking sesamoid bone in right foot . . . Activated from DL, 4/6 . . . Earned club-record 44 saves, tying Todd Worrell for NL high . . . Converted 44 of 49 opportunities and won Rolaids Relief Man award (120 points tied with SD's Trevor Hoffman, but had better save %) . . . Opponents hit .215 . . . Led bullpen with 76 strikeouts in 71.0 innings . . . Earned his 100th career save, 8/10 at SD . . . Earned lone victory, 6/18 at HOU . . . Finished season with 9.2 consecutive scoreless innings (8 games) . . . Became 1st Red to reach 40 saves, 9/20 vs STL . . . Member of MLB All-Stars touring Japan (1.35 ERA in 4 games) . . . **1997:** Had a 0.75 ERA with 5 saves in spring training, but left 13th app with a sore right shoulder . . . Placed on DL, 3/27-4/14 . . . Worked a perfect 9th in 1st game back, 4/18 at PIT . . . Earned only save of season, 5/3 at SF . . . Blew 1st save, 5/4 at SF - 1st blown save since 8/14/96 . . . Earned lone win, 5/6 at LA . . . Left 13th app with a sore shoulder . . . Season ended 6/11 with arthroscopic surgery to repair his labrum and a quarter-sized hole in the posterior capsule of his right shoulder . . . Traded to STL, 11/10 . . . **1998:** Earned 14 saves in 22 opportunities for Cardinals and led staff with 33 games finished . . . Began season on DL with a sore right forearm . . . Made 2 rehab appearances at Arkansas, 1.2 innings . . . Activated, 4/9, earning 1st save of season that day at COL . . . Suffered 1st blown save, 5/12 vs MIL . . . Pitched in 500th career game, 6/2 at LA (earned save #9) . . . Retired 6 straight batters in season-high 2.0 innings to earn 10th save, 6/8 at CWS . . . Earned 14th and final save, 8/9 vs CHI, striking out Sammy Sosa for final out . . . Traded to Phillies, 11/19.

PERSONAL: Jeffrey Hoke Brantley . . . Married Cindy Murphy (8/18/84); one daughter, Emily (6/7/88) and one son, Murphy (11/13/90) . . . 1981 graduate of W.A. Berry High School (AL), where he lettered in baseball, football and wrestling . . . Attended Mississippi State, where he was named All-American in 1985 as member of 4th-place finishers at College World Series . . . Annually runs baseball clinics in Pensacola, FL, Jackson, MS and Clinton, MS . . . Supports Mississippi Arts Alliance, the Jackson Symphony and the Des Arts ministry . . . Makes regular visits to Children's Hospital and Methodist Rehab Center . . . Spokesperson of "Don't Drink and Drive" campaign sponsored by Mississippi Governor's Office.

(continued on the next page)

JEFF BRANTLEY'S CAREER RECORD

YEAR	CLUB	W-L	ERA	G	GS	CG	SHO	SV	IP	H	R	ER	HR	HB	BB	SO	WP	BK
1985	Fresno	8-2	3.33	14	13	3	0	0	94.2	83	39	35	4	1	37	85	7	0
1986	Shreveport	8-10	3.48	26	26	#8	3	0	165.2	139	78	64	13	6	68	125	11	2
1987	Shreveport	0-1	3.09	2	2	0	0	0	11.2	12	7	4	1	1	4	7	1	0
	Phoenix	6-11	4.65	29	28	2	0	0	170.1	187	110	88	13	11	82	111	5	7
1988	Phoenix	9-5	4.33	27	19	1	0	0	122.2	130	65	59	6	5	39	83	2	8
	SAN FRANCISCO	0-1	5.66	9	1	0	0	1	20.2	22	13	13	2	1	6	11	0	1
1989	SAN FRANCISCO	7-1	4.07	59	1	0	0	0	97.1	101	50	44	10	2	37	69	3	2
	Phoenix	1-1	1.26	7	0	0	0	3	14.1	6	2	2	1	1	6	20	0	0
1990	SAN FRANCISCO	5-3	1.56	55	0	0	0	19	86.2	77	18	15	3	3	33	61	0	3
1991	SAN FRANCISCO	5-2	2.45	67	0	0	0	15	95.1	78	27	26	8	5	52	81	6	0
1992	SAN FRANCISCO	7-7	2.95	56	4	0	0	7	91.2	67	32	30	8	3	45	86	3	1
1993	SAN FRANCISCO	5-6	4.28	53	12	0	0	0	113.2	112	60	54	19	7	46	76	3	4
1994	CINCINNATI	6-6	2.48	50	0	0	0	15	65.1	46	20	18	6	0	28	63	1	0
1995	CINCINNATI	3-2	2.82	56	0	0	0	28	70.1	53	22	22	11	1	20	62	2	2
1996	CINCINNATI	1-2	2.41	66	0	0	0	#44	71.0	54	21	19	7	0	28	76	2	0
1997	CINCINNATI	1-1	3.86	13	0	0	0	1	11.2	9	5	5	2	2	7	16	2	0
1998	ST. LOUIS	0-5	4.44	48	0	0	0	14	50.2	40	26	25	12	1	18	48	1	0
	Arkansas - a	0-0	0.00	2	0	0	0	0	1.2	0	0	0	0	0	1	3	0	0
1999	PHILLIES	1-2	5.19	10	0	0	0	5	8.2	5	6	5	0	0	8	11	0	0
ML	TOTALS	41-38	3.17	542	18	0	0	149	783.0	664	300	276	88	25	328	660	23	13

Tied for League Lead a - Rehabilitation Assignment

DIVISION SERIES RECORD

YEAR	CLUB, OPP	W-L	ERA	G	GS	CG	SHO	SV	IP	H	R	ER	HR	HB	BB	SO	WP	BK
1995	CIN, LA	0-0	6.00	3	0	0	0	1	3.0	5	2	2	1	0	0	2	0	0

LEAGUE CHAMPIONSHIP SERIES RECORD

YEAR	CLUB, OPP	W-L	ERA	G	GS	CG	SHO	SV	IP	H	R	ER	HR	HB	BB	SO	WP	BK
1989	SF, CHI (NL)	0-0	0.00	3	0	0	0	0	5.0	1	0	0	0	0	2	3	1	0
1995	CIN, ATL	0-0	0.00	2	0	0	0	0	2.2	0	0	0	0	0	2	1	0	0
LCS	TOTALS	0-0	0.00	5	0	0	0	0	7.2	1	0	0	0	0	4	4	1	0

WORLD SERIES RECORD

YEAR	CLUB, OPP	W-L	ERA	G	GS	CG	SHO	SV	IP	H	R	ER	HR	HB	BB	SO	WP	BK
1989	SF, OAK	0-0	4.15	3	0	0	0	0	4.1	5	2	2	1	0	3	1	0	1

ALL-STAR GAME RECORD

YEAR	CLUB, SITE	W-L	ERA	G	GS	CG	SHO	SV	IP	H	R	ER	HR	HB	BB	SO	WP	BK
1990	NL, CHI (NL)	0-1	54.00	1	0	0	0	0	0.1	2	2	2	0	0	0	0	0	0

BRANTLEY'S CAREER TRANSACTIONS

- Selected by Montreal Expos in 13th round of June, 1984 draft, but did not sign.
- Selected by San Francisco Giants in 6th round of June, 1985 draft.
- Signed by Cincinnati Reds as a free agent, January 6, 1994.
- On disabled list with a fractured sesamoid bone in right foot, March 19-April 6, 1996.
- On disabled list with a sore right shoulder, March 27-April 14, 1997.
- On disabled list with a torn labrum and quarter-sized hole in the posterior capsule of the right shoulder, May 20, 1997 through remainder of season.
- Traded to St. Louis Cardinals, November 10, 1997, for Dmitri Young (1b).
- On disabled list with a sore right forearm, March 26-April 8, 1998; included rehabilitation assignment to Arkansas, April 5-8.
- Traded to Philadelphia with Ron Gant (of) and Cliff Politte (rhp), November 19, 1998, for Ricky Bottalico (rhp) and Garrett Stephenson (rhp).
- On disabled list with an inflammation of his right shoulder, April 29-May 16, 1999.
- On disabled list with a torn labrum in his right shoulder, May 24, 1999 through remainder of season.
- Re-signed by Philadelphia as a free agent, December 7, 1999.

MAJOR LEAGUE HITTING TOTALS

	AVG	AB	R	H	2B	3B	HR	RBI	SH	SF	HP	BB	SO	SB	CS	E
1999	Did not bat															
Career	.119	67	5	8	1	0	0	5	11	0	0	2	23	0	0	3

BRANTLEY'S CAREER PITCHING BREAKDOWN

1999						Career				
W-L-S	ERA	G	IP	ER		W-L-S	ERA	G	IP	ER
0-0-2	0.00	2	2.1	0	Arizona	0-1-2	10.13	4	2.2	3
—	—	—	—	—	Atlanta	5-4-11	3.53	52	86.2	34
1-1-0	9.00	2	1.0	1	Chicago	5-3-15	2.91	41	58.2	19
—	—	—	—	—	Cincinnati	2-4-3	4.84	27	48.1	26
0-0-2	3.00	3	3.0	1	Colorado	0-0-6	1.08	16	16.2	2
—	—	—	—	—	Florida	0-1-6	3.08	21	26.1	9
—	—	—	—	—	Houston	7-7-14	3.67	51	73.2	30
—	—	—	—	—	Los Angeles	5-5-9	3.76	48	76.2	32
0-1-0	81.00	1	0.1	3	Milwaukee	0-0-0	3.86	4	4.2	2
0-0-1	0.00	2	2.0	0	Montreal	4-1-10	2.19	41	65.2	16
—	—	—	—	—	New York	2-1-11	3.49	38	49.0	19
—	—	—	—	—	Philadelphia	1-1-17	3.47	44	59.2	23
—	—	—	—	—	Pittsburgh	2-4-12	1.96	46	69.0	15
—	—	—	—	—	St. Louis	2-0-11	2.82	34	44.2	14
—	—	—	—	—	San Diego	4-4-11	2.51	49	71.2	20
—	—	—	—	—	San Francisco	2-2-9	4.32	23	25.0	12
—	—	—	—	—	Chicago	0-0-1	0.00	1	2.0	0
—	—	—	—	—	Kansas City	0-0-1	0.00	1	1.0	0
—	—	—	—	—	Minnesota	0-0-0	0.00	1	1.0	0
1-1-4	2.84	7	6.1	2	Mar/April	4-5-20	3.20	81	121.0	43
0-1-1	11.57	3	2.1	3	May	9-9-28	3.15	104	157.1	55
—	—	—	—	—	June	11-9-29	3.30	91	128.1	47
—	—	—	—	—	July	8-5-34	3.27	99	126.2	46
—	—	—	—	—	August	4-7-23	2.98	96	136.0	45
—	—	—	—	—	Sept/Oct	5-3-15	3.17	71	113.2	40
1-1-1	6.00	4	3.0	2	Home	23-16-66	3.18	263	382.2	135
0-1-4	4.76	6	5.2	3	Road	18-22-83	3.17	279	400.1	141
0-0-3	0.00	4	4.0	0	Day	21-10-48	2.65	203	295.0	87
1-2-2	9.64	6	4.2	5	Night	20-28-101	3.49	339	488.0	189
0-0-4	0.00	5	5.1	0	Grass	26-21-75	3.10	325	493.0	170
1-2-1	13.50	5	3.1	5	Turf	15-17-74	3.29	217	290.0	106
1-2-5	5.19	10	8.2	5	Pre-ASG	28-24-90	3.16	310	447.2	157
—	—	—	—	—	Post-ASG	13-14-59	3.19	232	335.1	119
—	—	—	—	—	Starter	6-7-0	4.26	18	93.0	44
1-2-5	5.19	10	8.2	5	Reliever	35-31-149	3.03	524	690.0	232

BRANTLEY'S CAREER STATS BY BALLPARK

	W-L-S	ERA	G	IP	ER		W-L-S	ERA	G	IP	ER
Bank One	0-1-0	40.50	2	0.2	3	Dodger	3-1-6	3.15	25	40.0	14
Atlanta-Fulton	2-3-4	4.54	29	41.2	21	County	0-0-0	0.00	1	2.0	0
Turner	0-0-2	0.00	3	4.0	0	Olympic	2-1-7	2.70	22	33.1	10
Wrigley	0-2-10	3.13	23	31.2	11	Shea	0-1-4	3.63	17	22.1	9
Cinergy	5-8-40	3.45	109	140.2	54	Veterans	2-2-11	4.79	27	35.2	19
Mile High	0-0-0	0.00	3	3.0	0	Three Rivers	1-2-6	1.33	20	27.0	4
Coors	0-0-3	0.00	4	4.0	0	Busch	1-1-12	4.30	40	46.0	22
Pro Player	0-0-4	2.03	10	13.1	3	Qualcomm	3-3-7	2.58	30	45.1	13
Astrodome	4-4-7	3.78	24	33.1	14	3Com	18-9-25	2.78	151	256.0	79
Comiskey (new)	0-0-1	0.00	1	2.0	0	Metrodome	0-0-0	0.00	1	1.0	0

BRANTLEY'S CAREER FIELDING

POS	PCT	G	PO	A	E	TC	DP
Pitcher	.976	542	43	80	3	126	4

BRANTLEY'S GAME HIGHS

STRIKEOUTS: 9, 9/24/92 vs ATL ... **LONGEST OUTING:** starter - 7.2 inn, 4/15/93 vs CHI ... reliever - 5.0 inn, 6/29/89 vs CHI ... **WINNING STREAK:** 6 games, 6/29-7/19/89 ... **LOSING STREAK:** 5 games, 5/30-7/18/98 ... **SCORELESS STREAK:** 19.2 inn, 9/13-30/92.



#62 JASON BRESTER LHP

B-T: L-L

HT: 6-3; WT: 190

AGE: 23, turns 24 on December 7

BORN: December 7, 1976, Lincoln, NE

RESIDES: Houston, TX

HOW OBTAINED: Claimed by Phillies off waivers from the Colorado Rockies, 6/14/99.

1999 SEASON: Began season with Carolina (AA) of Southern League . . . Was 2-6, 5.76 ERA in 11 starts when placed on waivers . . . Claimed by Phillies and assigned to Reading (AA), 6/14 . . . Threw complete game in 2-1 win, 8/21 vs Binghamton (10 SO) . . . Struck out season-high 12, 9/1 vs Altoona . . . Threw 2-hit complete game in season finale, 9/6 vs Harrisburg . . . Pitched for Peoria in Arizona Fall League.

CAREER: Five-year pro . . . **1995:** Selected by SF in 2nd round of June draft . . . Began pro career at Bellingham (R) . . . **1996:** Pitched at Burlington (A), leading club in starts (27), innings (157.0) and strikeouts (143) . . . **1997:** Led California League and Giants organization in strikeouts (172) in just 142.1 innings for San Jose (A) . . . Struck out 10 or more 5 times, including season-high 12, 8/6 vs Modesto (6.2 IP) . . . Struck out 30 in 3-game stretch, 8/6-11 (17.2 IP) . . . Allowed just 4 HR and held opposition to 4 runs or less in 18 of 26 starts . . . Did not miss a turn in the rotation . . . **1998:** Youngest player invited to SF's spring camp . . . Suffered strained left elbow in spring and began season on DL for Shreveport (AA) . . . Activated, 5/4 . . . Struck out season-high 10, 7/31 vs Arkansas (8.0 IP, 2 H, 1 R) . . . Made 19 starts before becoming the player to be named later, 8/17 in a trade with COL, 7/31 . . . Joined New Haven (AA), making 1st appearance in relief, 8/19 at Reading (1.0 IP, 3 SO) . . . Moved into rotation and won 2 of 4 starts.

PERSONAL: Jason Scott Brester . . . Single . . . 1995 graduate of Edison High School (WA), where he played baseball, going 25-4, 0.89 ERA, 311 strikeouts in 188.1 innings . . . Threw back-to-back no-hitters during his Junior season and earned Washington's 1995 Gatorade Player of the Year.

JASON BRESTER'S CAREER RECORD

YEAR	CLUB	W-L	ERA	G	GS	CG	SHO	SV	IP	H	R	ER	HR	HB	BB	SO	WP	BK
1995	Bellingham	1-0	4.13	8	6	0	0	0	24.0	23	11	11	3	1	12	17	0	0
1996	Burlington	10-9	3.96	27	27	0	0	0	157.0	139	78	69	14	3	64	143	13	1
1997	San Jose	9-9	4.24	26	26	0	0	0	142.1	164	80	67	4	3	52	172	10	7
1998	Shreveport	2-8	3.82	19	19	0	0	0	113.0	117	58	48	11	0	44	79	4	2
	New Haven	2-0	1.59	5	4	0	0	0	22.2	22	7	4	0	1	7	15	3	1
1999	Carolina	2-6	5.76	11	11	0	0	0	59.1	71	45	38	8	2	26	44	3	3
	Reading	7-5	3.76	16	16	3	1	0	105.1	105	48	44	8	2	26	87	6	2

*League Leader

BRESTER'S CAREER TRANSACTIONS

—Selected by San Francisco Giants in 2nd round of June, 1995 draft.

—Traded to Colorado Rockies, August 17, 1998, as the player to be named later, with Darryl Hamilton (of) and James Stoops (rhp), for Ellis Burks (of), July 31.

—Claimed by Philadelphia off waivers from Colorado Rockies, June 14, 1999.



#55 CHRIS BROCK RHP

B-T: R-R

HT: 6-0; WT: 185

AGE: 29

BORN: February 5, 1971, Orlando, FL

RESIDES: Altamonte Springs, FL

ML SERVICE: 1 year, 147 days

HOW OBTAINED: Acquired from San Francisco Giants for Bobby Estalella, 12/12/99.

1999 SEASON: Made Opening Day roster for 1st time in career ... Earned 1st ML win, 4/9 vs SD, 8-3 (7.0 IP, 5 SO) ... Threw a career-high 8.0 innings, 6/9 vs ANA ... Worked at least 6.0 innings in 12 of 19 starts ... Averaged 3.5 BB per 9 IP, 2nd lowest among club starters, behind Kirk Rueter's 2.7 ... Allowed 2 or less walks in 12 of 19 starts ... Season ended when he suffered torn anterior cruciate ligament in left knee, 7/23 vs CIN, while legging out infield single in 2nd inning; remained in game through 6th inning ... Had surgery to repair ligament, 8/12 by Dr. Gary Fanton at Stanford Hospital.

CAREER: Eight-year pro ... **1992:** Selected by ATL in 12th round of June draft ... Began pro career at Idaho Falls (R) of the Pioneer League ... Ranked 4th in league in ERA (2.31) and tied for 2nd in starts (15) ... Club's Pitcher of the Month for July and August ... **1993:** Split season between Macon (A) and Durham (A), combining to go 12-7, 2.60 ERA in 26 starts ... Shared Macon's Pitcher of the Month honors for April with Darrell May ... Threw 3-hit complete game, 6/1 vs Augusta, in 3-1 win ... Promoted to Durham, 7/1 ... **1994:** Spent entire season at Greenville (AA) of the Southern League ... Won just once in first 16 games ... On DL with tendinitis in right shoulder, 5/9-26 ... Howe Sportsdata Pitcher of the Week in the SL for 7/25-31, 2-0, 0.53 ERA, 17.0 IP, 7 H, 1 ER, 22 SO ... Threw 2-hit 4-0 shutout, 7/30 at Nashville, striking out season-high 12 ... Finished tied for 2nd in SL in shutouts (2) ... **1995:** Invited to ML camp ... Was not able to join Richmond (AAA) until 5/1 due to work stoppage ... Was a starter and reliever; first extensive period out of bullpen in career ... Lost first 5 triple-A decisions, earned 1st win, 6/16 vs Columbus ... On DL with tendinitis in right rotator cuff, 7/26 through remainder of season ... **1996:** 2nd season at Richmond ... Finished tied for 5th in International League in starts (25) and tied for 4th in complete games (3) ... Was tied for 3rd among all triple-A pitchers with .239 opp avg ... Led staff in innings (150.1) and strikeouts (112) ... Struck out club-high 12, 7/22 (1) vs Syracuse (8.0 IP) ... Hit .241 (7-29), 2 RBI ... **1997:** Began season at Richmond ... Went 5-0, 1.91 ERA in 6 April starts ... Threw 7.0 shutout innings, 6/3 at Toledo (ND) ... Contract purchased by ATL, 6/10 ... Made ML debut, 6/11 at COL (4.0 IP, 7 H, 3 ER), a Braves 9-6 loss ... Went 0-0, 5.70 ERA in 5 starts, when optioned to Richmond, 7/26 ... Recalled again, 9/2 ... Made 1st ML relief appearance, 9/21 vs MTL (1.0 IP) ... Final start was 9/26 at NYM, season-high 6.0 IP ... Granted free agency, 11/26 ... Signed by SF, 12/20 ... **1998:** Began season with Fresno (AAA) ... Led club with 112 strikeouts ... Club Player of the Month for April (4-0, 3.04 ERA) ... Pitched in Triple-A All-Star Game, 7/8 at Norfolk (2.0 IP, 2 H, 2 ER) ... Had career-best 11-3 record when recalled to SF, 7/17 to replace injured Shawn Estes ... Ended up ranking 3rd in Pacific Coast League in wins and 5th in ERA (3.29) ... Threw longest ML career relief outing, 9/14 at ARI, 4.2 IP with career-high 5 strikeouts.

PERSONAL: Terence Christopher Brock (Chris) ... Married Beverly Hatcher (1/22/94); one son, Christopher Thomas (10/31/98) ... 1988 graduate of Lyman High School (FL) ... 1992 graduate of Florida State University with a degree in Accounting ... Played Little League ... Hobby: Golf.

CHRIS BROCK'S CAREER RECORD

YEAR	CLUB	W-L	ERA	G	GS	CG	SHO	SV	IP	H	R	ER	HR	HB	BB	SO	WP	BK
1992	Idaho Falls	6-4	2.31	15	15	1	0	0	78.0	61	27	20	3	3	48	72	12	8
1993	Macon	7-5	2.70	14	14	1	0	0	80.0	61	37	24	3	2	33	92	8	1
	Durham	5-2	2.51	12	12	1	0	0	79.0	63	28	22	7	5	35	67	6	0
1994	Greenville	7-6	3.74	25	23	2	2	0	137.1	128	68	57	9	5	47	94	8	3
1995	Richmond	2-8	5.40	22	9	0	0	0	60.0	68	37	36	2	1	27	43	1	2
1996	Richmond	10-11	4.67	26	25	3	0	0	150.1	137	95	78	20	6	61	112	9	0
1997	Richmond	10-6	3.28	19	19	0	0	0	112.2	94	47	41	9	1	46	80	8	1
	ATLANTA	0-0	5.58	7	6	0	0	0	30.2	34	23	19	2	0	19	16	2	1
1998	Fresno	11-3	3.29	17	17	2	0	0	115.0	111	47	42	11	11	33	112	8	1
	SAN FRANCISCO	0-0	3.90	13	0	0	0	0	27.2	31	13	12	3	0	7	19	0	0
1999	SAN FRANCISCO	6-8	5.48	19	19	0	0	0	106.2	124	69	65	18	4	41	76	8	2
ML	TOTALS	6-8	5.24	39	25	0	0	0	165.0	189	105	96	23	4	67	111	10	3

BROCK'S CAREER TRANSACTIONS

- Selected by Atlanta Braves in 12th round of June, 1992 draft.
- Signed by San Francisco Giants as a free agent, December 20, 1997.
- On disabled list with torn left anterior cruciate ligament, July 26, 1999 through remainder of season.
- Traded to Philadelphia, December 12, 1999, for Bobby Estalella (C).

(continued on the next page)

MAJOR LEAGUE HITTING TOTALS

	AVG	AB	R	H	2B	3B	HR	RBI	SH	SF	HP	BB	SO	SB	CS	E
1999	.200	35	4	7	0	0	0	4	4	0	0	3	8	0	0	1
Career	.184	49	4	9	0	0	0	5	4	0	0	3	10	0	0	2

BROCK'S CAREER PITCHING BREAKDOWN

1999						Career				
W-L-S	ERA	G	IP	ER		W-L-S	ERA	G	IP	ER
0-1-0	6.00	1	6.0	4	Arizona	0-1-0	5.06	2	10.2	6
1-0-0	0.00	1	5.1	0	Atlanta	1-0-0	0.00	2	8.1	0
0-0-0	18.00	1	3.0	6	Chicago	0-0-0	9.00	3	8.0	8
0-0-0	4.50	1	6.0	3	Cincinnati	0-0-0	3.86	2	7.0	3
0-1-0	10.61	2	9.1	11	Colorado	0-1-0	9.45	3	13.1	14
0-1-0	6.35	1	5.2	4	Florida	0-1-0	7.04	2	7.2	6
1-0-0	2.70	1	6.2	2	Houston	1-0-0	1.93	2	9.1	2
1-0-0	4.38	2	12.1	6	Los Angeles	1-0-0	5.40	3	13.1	8
1-0-0	2.57	1	7.0	2	Milwaukee	1-0-0	2.57	1	7.0	2
0-1-0	9.00	1	6.0	6	Montreal	0-1-0	4.32	5	16.2	8
0-1-0	6.35	1	5.2	4	New York	0-1-0	5.82	3	17.0	11
—	—	—	—	—	Philadelphia	0-0-0	6.75	4	12.0	9
1-0-0	1.50	1	6.0	1	St. Louis	1-0-0	3.86	2	7.0	3
1-1-0	4.73	2	13.1	7	San Diego	1-1-0	4.73	2	13.1	7
0-1-0	2.25	1	8.0	2	Anaheim	0-1-0	2.25	1	8.0	2
0-0-0	5.40	1	5.0	3	Oakland	0-0-0	5.40	1	5.0	3
0-1-0	27.00	1	1.1	4	Texas	0-1-0	27.00	1	1.1	4
2-1-0	4.26	4	25.1	12	Mar/April	2-1-0	4.26	4	25.1	12
3-3-0	4.25	6	36.0	17	May	3-3-0	4.25	6	36.0	17
0-2-0	7.71	5	25.2	22	June	0-2-0	6.75	8	40.0	30
1-2-0	6.41	4	19.2	14	July	1-2-0	6.11	10	35.1	24
—	—	—	—	—	August	0-0-0	3.46	6	13.0	5
—	—	—	—	—	Sept/Oct	0-0-0	4.70	5	15.1	8
4-3-0	4.38	12	72.0	35	Home	4-3-0	4.47	21	94.2	47
2-5-0	7.79	7	34.2	30	Road	2-5-0	6.27	18	70.1	49
2-3-0	4.98	8	47.0	26	Day	2-3-0	4.92	18	67.2	37
4-5-0	5.88	11	59.2	39	Night	4-5-0	5.46	21	97.1	59
6-7-0	5.27	18	100.2	59	Grass	6-7-0	5.38	34	147.1	88
0-1-0	9.00	1	6.0	6	Turf	0-1-0	4.08	5	17.2	8
6-7-0	5.26	17	99.1	58	Pre-ASG	6-7-0	5.07	21	119.0	67
0-1-0	8.59	2	7.1	7	Post-ASG	0-1-0	5.67	18	46.0	29
6-8-0	5.48	19	106.2	65	Starter	6-8-0	5.55	25	136.1	84
—	—	—	—	—	Reliever	0-0-0	3.77	14	28.2	12

BROCK'S CAREER STATS BY BALLPARK

	W-L-S	ERA	G	IP	ER		W-L-S	ERA	G	IP	ER
Bank One	0-0-0	3.86	1	4.2	2	Dodger	1-0-0	6.43	2	7.0	5
Turner	0-0-0	7.20	3	10.0	8	Olympic	0-1-0	5.54	3	13.0	8
Wrigley	0-0-0	9.00	1	1.0	1	Shea	0-1-0	5.82	3	17.0	11
Coors	0-1-0	13.50	2	7.1	11	Veterans	0-0-0	0.00	1	2.0	0
Pro Player	0-0-0	9.00	1	2.0	2	Busch	1-0-0	1.50	1	6.0	1
Astrodome	0-0-0	0.00	1	2.2	0	Qualcomm	0-1-0	5.68	1	6.1	4
						3Com	4-3-0	4.15	18	84.2	39
						Arlington (new)	0-1-0	27.00	1	1.1	4

BROCK'S CAREER FIELDING

POS	PCT	G	PO	A	E	TC	DP
Pitcher	.950	39	18	20	2	40	2

BROCK'S GAME HIGHS

STRIKEOUTS: 5, twice, last: 9/14/98 at ARI ... LONGEST OUTING: starter - 8.0 inn, 6/9/99 vs ANA ... reliever - 4.2 inn, 9/14/98 at ARI ... WINNING STREAK: 2 games, twice, last: 5/7-12/99 ... LOSING STREAK: 3 games, 5/30-6/15/99.



#2 RICO BROGNA 1B

B-T: L-L

HT: 6-2; WT: 203

AGE: 29, turns 30 on April 18

BORN: April 18, 1970, Turners Falls, MA

RESIDES: Watertown, CT

ML SERVICE: 5 years, 122 days

HOW OBTAINED: Acquired from New York Mets for Toby Borland and Ricardo Jordan, 11/27/96.

CONTRACT STATUS: Signed a one-year contract extension, 8/11/98 and another one-year extension, 8/18/99, taking him through the 2000 season.

1999 SEASON: Reached career highs in runs (90), hits (172), AB (619), HR (24) and G (157) ... AB total ranked 7th in the NL ... Led club in games and RBI (102) ... Became 1st Phillies 1st baseman to have back-to-back 100-RBI seasons (104 in '98); 1st Phillie since Darren Daulton, 1992-93 (109, 105 respectively) ... Became just 2nd Phillie since Mike Schmidt (club-record 14 straight) with 3 consecutive 20-HR seasons; other was Scott Rolen, 1997-99 ... Had 11-game hit streak, 4/21-5/3, 340 (16-47), 3 HR, 8 RBI ... Drove in a run in club-best 8 consecutive games, 7/28-8/5 (14 RBI) ... Had 5-RBI game, 8/21 vs LA, including GW RBI in bottom of 11th ... Collected a career-high 7 RBI and tied high with 2 HR, 8/25 vs SD; most RBI by a Phillie since Greg Luzinski had 7, 6/11/77 at ATL ... Had back-to-back 4-hit games (8/24-25) and three 4-hit games in a 5-game span, 8/21-25; hit .682 (15-22), 5 2B, 3 HR, 15 RBI ... Homered in 3 straight games, 9/3-5 (all vs CIN) ... Hit .313 (51-163) in last 40 games with 8 HR, 34 RBI ... Finished 2nd among NL 1st basemen in assists (123) and 5th in fielding % (.995) ... Ended season with 49-game errorless streak ... Had arthroscopic surgery to repair labral tear in right shoulder by Dr. Michael Ciccotti, 10/20 ... Had arthroscopic surgery by Dr. Ciccotti on right knee, 1/28/00.

CAREER: 12-year pro ... **1988:** Tigers 1st pick (26th overall) in June draft ... Began pro career at Bristol (R) ... **1989:** Named Florida State League's top fielding 1st baseman by *Baseball America* ... Led Lakeland (A) with 20 doubles, was 2nd with 51 RBI ... **1990:** Major contributor in London's (AA) Eastern League title drive ... EL All-Star ... Led EL in HR (21); tied for lead in RBI (77); 2nd in total bases (218) ... Led EL in assists, putouts, double plays and total chances ... Hit 2 grand slams, the 1st off Ben McDonald on 5/14 ... **1991:** Began season at Toledo (AAA) ... After slow start, was optioned to London, 6/2 ... Returned to Toledo, 9/3 ... **1992:** Began season again at Toledo ... Recalled by DET, 8/7 ... Made ML debut, 8/8 vs TOR, doubling in 1st ML at bat (Dave Stieb) ... Hit 1st ML HR, 8/11 vs NYY (Melillo Perez) ... Optioned back to Toledo, 8/24 ... **1993:** Spent entire season at Toledo ... Led club with 132 hits and 30 doubles ... **1994:** Traded to Mets, 3/31 ... Had 4 hits, 4/14 vs Charlotte and 4 RBI, 4/29 vs Syracuse ... Went 5-6, 4 runs for Norfolk (AAA), 6/5 vs Toledo ... Recalled by Mets, 6/20 ... Had 1st NL hit, 6/26 vs PIT (Paul Wagner) ... Had a 15-game hit streak, 7/22-8/7, .446; it was longest hit streak by a Met rookie since Mike Vail's 23-game streak in 1975 ... Had a career-high 5 hits, 7/25 at STL ... Hit a homer in 3 straight games, 6/28-7/2 ... **1995:** Hit 1st HR ever at Coors Field, 4/26 off Bill Swift ... Led NL 1st basemen with .998 fielding % (made just 3 errors in 1,208 chances) ... Hit .435 (10-23) during 6-game stretch (9/12-17) with 5 HR, 11 RBI ... Had 1st multiple-HR game of career with a career-best 5 RBI, 9/17 vs PHI (1st HR was 1st ML grand slam off Mike Williams) ... Finished season strong with 19 RBI in final 19 games ... Had four 7-game hit streaks ... **1996:** Partially tore the medial collateral ligament in his right knee running out a grounder in a split-squad game in spring training, 3/5 vs FLA ... Underwent an MRI, 3/7 and missed remainder of spring ... Appeared in 52 games (49 starts) for the Mets ... Had 2nd career 2-HR game, 5/11 vs CHI ... Missed 9 games, 5/30-6/8 after receiving a cortisone shot in his right shoulder ... On DL, 6/20 with a small labral tear of his right shoulder ... Season ended 7/1 after undergoing arthroscopic surgery by Dr. David Altchek and Dr. David Dines to repair the torn labrum ... Joined Mets Instructional League in Port St. Lucie, 9/19 ... Traded to Phillies, 11/27 ... **1997:** In 1st season with Phillies, reached career bests in games (148), at bats (543), doubles (36), RBI (81) and SB (12) ... Prior to '97, had just 1 SB (in '94) ... Tied for 2nd on club in HR (20); 2nd in RBI ... Was outstanding defensively, finishing 6th among NL 1st basemen with a .994 fielding % ... Had 14-game hit streak, 4/28-5/11, .322 (19-59), 2 HR, 8 doubles, 13 RBI ... Hit 2nd career grand slam, 5/2 at COL (Mark Thompson) ... Had 2 HR in game twice, 5/19 vs HOU & 8/15 at HOU ... Underwent arthroscopic surgery on right knee, 9/29 in NY by Dr. David Altchek ... **1998:** Again reached career highs in RBI (104), games (153), AB (565) and runs (77), tied career best in doubles (36) ... 104 RBI were the most by a Phils 1st baseman since 1932 when Don Hurst had 143 (club record for a 1st baseman) ... Became 1st Phils 1st baseman to reach 100 RBI since 1966 when Bill White drove in 103 ... Twice matched season-high 5 RBI: 4/13 vs ATL and 5/27 at CHI ... Had four 2-HR games: 4/13 vs ATL, 4/28 at CIN, 7/2 at NYY, 9/8 vs NYM ... Had at least 1 RBI in a team-best 8 straight games, 7/24 (2-8/11 RBI) ... Hit in a season-high 8 straight games, 8/10-20 (1), .352 (12-34) ... 10 sacrifice flies were tied for 1st in NL996 fielding % ranked 3rd among NL 1st basemen ... Committed just 5 errors in 1,384 total chances ... Committed 1st error, 5/27 at CHI, snapping 80-game errorless streak, dating back to 8/17/97.

PERSONAL: Rico Joseph Brogna ... Married Melissa Shuhart (12/12/92); one daughter, Alexa Grace (10/17/97) ... 1988 graduate of Watertown High School (CT), where he was an All-American in football and baseball ... Heavily recruited as quarterback by Clemson University ... Was quarterback coach in fall of 1994 for Taft School in Waterbury, CT ... Head freshman basketball coach at Watertown High School ... Has been able to overcome the physical challenges of spinal arthritis known as ankylosing spondylitis (AS) and has become a national spokesman for Spondylitis Association of America ... Initiated "Scoring for Spondylitis: Rico's RBI Challenge" in 1999, a program to raise money for SAA based on his RBI production ... Donated \$10,200 and program raised over \$40,000 for the cause in the initial year ... Hobbies: Bass fishing and reading.

(continued on the next page)

RICO BROGNA'S CAREER RECORD

YEAR	CLUB	AVG	G	AB	R	H	2B	3B	HR	RBI	SH	SF	HP	BB	SO	SB	CS	E
1988	Bristol	.254	60	209	37	53	11	2	7	33	2	1	2	25	42	3	4	6
1989	Lakeland	.235	128	459	47	108	20	7	5	51	3	3	2	38	82	2	4	13
1990	London	.262	137	488	70	128	21	3	*21	#77	3	5	3	50	100	1	2	13
1991	Toledo	.220	41	132	13	29	6	1	2	13	1	0	1	4	26	2	0	5
	London	.273	77	293	40	80	13	1	13	51	3	5	0	25	59	0	1	6
1992	Toledo	.261	121	387	45	101	19	4	10	58	4	5	1	31	85	1	1	9
	DETROIT	.192	9	26	3	5	1	0	1	3	0	0	0	3	5	0	0	1
1993	Toledo	.273	129	483	55	132	30	3	11	59	4	4	2	31	94	7	5	8
1994	Norfolk	.242	67	258	33	63	14	5	12	37	1	3	1	15	62	1	3	3
	NEW YORK (NL)	.351	39	131	16	46	11	2	7	20	1	0	0	6	29	1	0	1
1995	NEW YORK (NL)	.289	134	495	72	143	27	2	22	76	2	2	2	39	111	0	0	3
1996	NEW YORK (NL)	.255	55	188	18	48	10	1	7	30	0	4	0	19	50	0	0	2
1997	PHILLIES	.252	148	543	68	137	36	1	20	81	0	4	0	33	116	12	3	7
1998	PHILLIES	.265	153	565	77	150	36	3	20	104	0	10	0	49	125	7	7	5
1999	PHILLIES	.278	157	619	90	172	29	4	24	102	0	4	2	54	132	8	5	7
AL	TOTALS	.192	9	26	3	5	1	0	1	3	0	0	0	3	5	0	0	1
NL	TOTALS	.274	686	2541	341	696	149	13	100	413	3	24	4	200	563	28	15	25
ML	TOTALS	.273	695	2547	344	701	150	13	101	416	3	24	4	203	568	28	15	26

* League Leader # Tied for League Lead

BROGNA'S CAREER TRANSACTIONS

- Selected by Detroit Tigers in 1st round (26th overall pick) in June, 1988 draft.
- Traded to New York Mets, March 31, 1994, for Alan Zinter (1b).
- On disabled list with a torn labrum in his right shoulder, June 20, 1996 through remainder of season.
- Traded to Philadelphia, November 27, 1996, for Toby Borland (rhp) and Ricardo Jordan (lhp).

BROGNA'S CAREER BATTING BREAKDOWN

1999						Career				
AVG	AB	H	HR	RBI		AVG	AB	H	HR	RBI
.185	27	5	0	1	Arizona	.218	55	12	2	7
.259	54	14	2	9	Atlanta	.286	210	60	8	34
.343	35	12	2	9	Chicago	.299	144	43	8	36
.364	33	12	4	8	Cincinnati	.277	159	44	10	27
.200	35	7	2	4	Colorado	.272	169	46	7	32
.364	55	20	4	18	Florida	.279	190	53	7	38
.192	26	5	0	1	Houston	.295	149	44	8	25
.364	33	12	2	9	Los Angeles	.286	161	46	6	32
.345	29	10	0	3	Milwaukee	.200	65	13	0	5
.283	46	13	1	6	Montreal	.234	171	40	7	22
.209	43	9	3	8	New York	.280	118	33	7	19
—	—	—	—	—	Philadelphia	.304	56	17	5	12
.269	26	7	0	3	Pittsburgh	.314	156	49	1	17
.205	39	8	0	0	St. Louis	.273	194	53	6	28
.395	38	15	3	12	San Diego	.276	210	58	10	32
.207	29	6	0	1	San Francisco	.273	150	41	4	17
.136	22	3	0	1	Baltimore	.190	42	8	0	6
.250	12	3	0	0	Boston	.235	34	8	0	3
—	—	—	—	—	Detroit	.125	8	1	0	1
—	—	—	—	—	Kansas City	.000	9	0	0	0
.357	14	5	1	4	New York	.286	49	14	4	10
.286	14	4	0	4	Tampa Bay	.296	27	8	0	8
—	—	—	—	—	Texas	.500	2	1	0	0
.222	9	2	0	1	Toronto	.231	39	9	1	5
.286	91	26	4	14	Mar/April	.278	374	104	15	64
.229	109	25	3	10	May	.260	461	120	20	81
.283	99	28	3	16	June	.266	433	115	12	61
.296	108	32	3	19	July	.293	474	139	19	82
.320	103	33	5	25	August	.277	458	127	17	73
.257	109	28	6	18	Sept/Oct	.262	367	96	18	55

BROGNA'S CAREER BATTING BREAKDOWN (CONTINUED)

1999						Career					
AVG	AB	H	HR	RBI		AVG	AB	H	HR	RBI	
.303	297	90	14	55	Home	.289	1222	353	55	215	
.255	322	82	10	47	Road	.259	1345	348	46	201	
.279	183	51	8	39	Day	.272	750	204	25	128	
.278	436	121	16	63	Night	.274	1817	497	76	288	
.250	248	62	9	33	Grass	.265	1327	351	53	201	
.296	371	110	15	69	Turf	.282	1240	350	48	215	
.261	329	86	11	44	Pre-ASG	.265	1396	370	54	224	
.297	290	86	13	58	Post-ASG	.283	1171	331	47	192	
.263	186	49	9	33	vs LHP	.233	626	146	15	87	
.284	433	123	15	69	vs RHP	.286	1941	555	86	329	
.276	181	50	7	76	RISP	.278	708	197	24	298	
.125	16	2	0	7	RISP (loaded)	.234	64	15	2	50	
.000	1	0	0	0	Pinch-hitting	.107	28	3	0	1	
					DH	.500	2	1	0	0	

BROGNA'S CAREER STATS BY BALLPARK

	AVG	AB	H	HR	RBI		AVG	AB	H	HR	RBI
Bank One	.179	28	5	1	1	Dodger	.286	84	24	5	18
Atlanta-Fulton	.333	33	11	1	4	County	.224	49	11	0	4
Turner	.205	78	16	3	12	Olympic	.262	84	22	3	12
Wrigley	.324	68	22	3	21	Shea	.305	449	137	22	73
Cinergy	.256	82	21	4	13	Veterans	.279	861	240	36	153
Coors	.253	91	23	3	15	Three Rivers	.329	79	26	0	8
Pro Player	.217	92	20	3	14	Busch	.301	113	34	3	13
Astrodome	.292	65	19	2	12	Qualcomm	.200	100	20	5	13
						3Com	.247	85	21	3	10
Oriole Park	.174	23	4	0	3	Yankee	.333	12	4	2	2
Fenway	.276	29	8	0	3	Tropicana	.286	14	4	0	4
Tiger	.217	23	5	1	4	Arlington (old)	.500	2	1	0	0
Kauffman	.000	9	0	0	0	SkyDome	.214	14	3	1	4

BROGNA'S CAREER FIELDING

	PCT	G	PO	A	E	TC	DP
1st Base	.996	679	5438	541	26	6005	502

BROGNA'S GAME HIGHS

HITS: 5, 7/25/94 at STL ... **RUNS:** 3, 8 times, last: 8/25/99 vs SD ... **DOUBLES:** 2, 9 times, last: 8/25/99 vs SD ... **TRIPLES:** 1 ... **HOME RUNS:** 2, 9 times, last: 8/25/99 vs SD ... **RBI:** 7, 8/25/99 vs SD ... **STOLEN BASES:** 2, 4/8/98 vs FLA ... **HITTING STREAK:** 15 games, 1994 ... **GRAND SLAMS:** 1, 9/17/95 vs PHI (Mike Williams); 5/2/97 at COL (Mark Thompson).



#49 MARK BROWNSON RHP

B-T: L-R

HT: 6-2; WT: 185

AGE: 24, turns 25 on June 17

BORN: June 17, 1975, Lake Worth, FL

RESIDES: Wellington, FL

ML SERVICE: 51 days

HOW OBTAINED: Claimed by the Phillies off waivers from the Colorado Rockies, 11/18/99.

1999 SEASON: Began season at Colorado Springs (AAA) ... Opening day starter for 2nd straight year ... Threw 1st complete game, 5/11 at New Orleans with season-high 13 strikeouts ... Recalled to COL, 5/18, making 1st ML start of season that day vs CIN, ND in 5-3 loss (5.1 IP, 3 ER), with season-high 6 strikeouts ... Longest outing was 7.0 innings (1 ER), 6/2 at ATL, ND in 3-2 win ... Lasted just 1.0 inning in final start, 6/26 at SD, 13-6 loss ... Optioned back to triple-A, 6/28 ... Threw 2nd complete game in final start, 8/17 vs Iowa ... Placed on DL, 8/21 through remainder of season with an inflammation of right elbow ... Despite missed time, ranked 2nd on club with 103.0 innings and 81 strikeouts.

(continued on the next page)

(Brownson continued)

CAREER: Six-year pro ... **1994:** Struck out 72 and walked just 6 in 1st pro season at Chandler ... Averaged 11.9 strikeouts per 9 IP ... **1995:** Began season at Asheville, starting and relieving ... Made one start at New Haven (AA), 7/28, before heading to Salem (A) to finish season, mainly in relief ... **1996:** Began season in bullpen at New Haven (AA) ... Moved into rotation in mid-June ... Struck out 10 or more, 4 times, including two 12-strikeout games ... Struck out 118 in 105.0 innings (10.1 ratio) as a starter ... Pitched for Peoria in Arizona Fall League, 2-1, 3.95 ERA, 12 games (7 starts), 41.0 IP, 7 BB, 46 SO ... **1997:** First full season as a starter and 2nd with New Haven ... Led Eastern League in innings (184.2), finished 2nd in strikeouts (170) ... Averaged more than 8 strikeouts per 9 IP, while walking just 55 (less than 3 per 9 IP) ... Struck out 11 or more, 3 times ... Threw 2nd complete game in final start, 9/1 vs Akron, 3-hitter, 2 runs, 0 BB, career-high 14 strikeouts ... **1998:** Began season at Colorado Springs (AAA) ... Was 6-8, 5.13 ERA in 20 starts when recalled by COL to replace injured John Thomson ... Made ML debut, 7/21 at HOU, throwing a complete-game 4-hit shutout to win 5-0; had a no-hitter until pitcher Mike Hampton led off 6th inning with a double ... Became just 72nd ML pitcher in the 20th century (74th overall) to throw a CG SHO in his ML debut; first since Pedro Astacio, 7/2/92 vs PHI ... Did not fare as well in 2nd start, 7/27 vs PIT (4.1 IP, 7 ER), ND in 8-7, 13-inning win ... Optioned back to AAA, 7/28 ... Made one more start for Sky Sox before being shut down for season ... Had arthroscopic surgery to remove a bone spur on right elbow, 8/19, by Dr. Andy Motz.

PERSONAL: Mark Phillip Brownson ... Single ... 1993 graduate of Wellington High School (FL), where he played baseball ... Attended Palm Beach Community College for one year, where he played baseball.

MARK BROWNSON'S CAREER RECORD

YEAR	CLUB	W-L	ERA	G	GS	CG	SHO	SV	IP	H	R	ER	HR	HB	BB	SO	WP	BK
1994	Chandler	4-1	1.66	19	4	0	0	3	54.1	48	18	10	2	3	6	72	2	2
1995	Asheville	6-7	4.01	23	12	0	0	1	98.2	106	52	44	12	4	29	94	4	2
	New Haven	0-0	1.50	1	1	0	0	0	6.0	4	2	1	1	0	1	4	0	0
	Salem	2-1	4.02	9	1	0	0	1	15.2	16	8	7	0	1	10	9	4	0
1996	New Haven	8-13	3.50	37	19	1	0	3	144.0	141	73	56	10	6	43	155	7	2
1997	New Haven	10-9	4.19	29	29	2	0	0	*184.2	172	101	86	24	14	55	170	5	2
1998	Colorado Springs	6-8	5.34	21	21	3	0	0	124.2	131	85	74	22	14	37	82	2	3
	COLORADO	1-0	4.73	2	2	1	1	0	13.1	16	7	7	2	1	2	8	0	0
1999	Colorado Springs	6-6	6.20	17	16	2	0	0	103.0	120	75	71	24	7	24	81	6	2
	COLORADO	0-2	7.89	7	7	0	0	0	29.2	42	26	26	8	1	8	21	2	0
ML	TOTALS	1-2	6.91	9	9	1	1	0	43.0	58	33	33	10	2	10	29	2	0

* League Leader

BROWNSON'S CAREER TRANSACTIONS

—Selected by Colorado Rockies in 30th round of June, 1993 draft.

—Claimed by Philadelphia off waivers from Colorado Rockies, November 18, 1999.

MAJOR LEAGUE HITTING TOTALS

	AVG	AB	R	H	2B	3B	HR	RBI	SH	SF	HP	BB	SO	SB	CS	E
1999	.111	9	1	1	0	0	0	0	2	0	0	0	2	0	0	1
Career	.071	14	1	1	0	0	0	0	2	0	0	0	0	0	0	0

BROWNSON'S CAREER STATS BY BALLPARK

	W-L-S	ERA	G	IP	ER		W-L-S	ERA	G	IP	ER
Turner	0-0-0	1.29	1	7.0	1	Veterans	0-0-0	5.79	1	4.2	3
Coors	0-1-0	9.70	5	21.1	23	Qualcomm	0-1-0	54.00	1	1.0	6
Astrodome	1-0-0	0.00	1	9.0	0						

BROWNSON'S CAREER FIELDING

POS	PCT	G	PO	A	E	TC	DP
Pitcher	.875	9	2	5	1	8	0

BROWNSON'S GAME HIGHS

LOW-HIT CG: 4, 7/21/98 at HOU ... **SHUTOUTS:** 7/21/98 at HOU ... **STRIKEOUTS:** 7, 7/21/98 at HOU ... **LONGEST OUTING:** 9.0 inn, 7/21/98 at HOU.

BROWNSON'S CAREER PITCHING BREAKDOWN

1999						Career				
W-L-S	ERA	G	IP	ER		W-L-S	ERA	G	IP	ER
0-0-0	10.38	1	4.1	5	Arizona	0-0-0	10.38	1	4.1	5
0-0-0	1.29	1	7.0	1	Atlanta	0-0-0	1.29	1	7.0	1
0-0-0	5.06	1	5.1	3	Cincinnati	0-0-0	5.06	1	5.1	3
—	—	—	—	—	Houston	1-0-0	0.00	1	9.0	0
0-0-0	5.79	1	4.2	3	Philadelphia	0-0-0	5.79	1	4.2	3
—	—	—	—	—	Pittsburgh	0-0-0	14.54	1	4.1	7
0-1-0	54.00	1	1.0	6	San Diego	0-1-0	54.00	1	1.0	6
0-0-0	2.70	1	6.2	2	San Francisco	0-0-0	2.70	1	6.2	2
0-1-0	81.00	1	0.2	6	Seattle	0-1-0	81.00	1	0.2	6
0-0-0	6.91	3	14.1	11	May	0-0-0	6.91	3	14.1	11
0-2-0	8.80	4	15.1	15	June	0-2-0	8.80	4	15.1	15
—	—	—	—	—	July	1-0-0	4.73	2	13.1	7
0-1-0	8.47	4	17.0	16	Home	0-1-0	9.70	5	21.1	23
0-1-0	7.11	3	12.2	10	Road	1-1-0	4.15	4	21.2	10
0-0-0	10.38	1	4.1	5	Day	0-0-0	10.38	1	4.1	5
0-2-0	7.46	6	25.1	21	Night	1-2-0	6.52	8	38.2	28
0-2-0	8.28	6	25.0	23	Grass	0-2-0	9.20	7	29.1	30
0-0-0	5.79	1	4.2	3	Turf	1-0-0	1.98	2	13.2	3
0-2-0	7.89	7	29.2	26	Pre-ASG	0-2-0	7.89	7	29.2	26
—	—	—	—	—	Post-ASG	1-0-0	4.73	2	13.1	7
0-2-0	7.89	7	29.2	26	Starter	1-2-0	6.91	9	43.0	33



#33 PAT BURRELL OF/1B (pronounced BURL)

B-T: R-R

HT: 6-4; WT: 225

AGE: 23, turns 24 on October 10

BORN: October 10, 1976, Eureka Springs, AR

RESIDES: Boulder Creek, CA

HOW OBTAINED: Phillies 1st round pick (1st overall) in June, 1998 draft.

CONTRACT STATUS: Signed a five-year contract, 7/24/98, taking him through the 2003 season.

1999 SEASON: Paul Owens Award winner as Phillies top minor league player... Spent most of season at Reading (AA), where he was named MVP... Hit .333 in 117 games with 84 runs, 28 doubles, 28 HR, 90 RBI and 79 BB... Finished 2nd in Eastern League in slugging % (.631) and 3rd in batting, HR, on-base % (.438) and extra-base hits (62)... Finished with 2nd-highest avg in Reading history... HR total was tied for 4th in Reading history... Joined Greg Luzinski as the only Reading players ever to hit at least 25 HR while batting over .320... Selected to EL All-Star team (post-season) and named EL Rookie of the Year... Began season as 1st baseman, but beginning 7/16 also saw some duty in LF... Overall, appeared in 85 games at 1st base and 27 in LF... Missed 12 games with deep left knee laceration, 5/11-22... Phillies Minor League Player of the Month for June (.353, 6 HR, 20 RBI, .667 slg)... Played in inaugural Major League Baseball All-Star Futures Game at Fenway Park... Played in double-A All-Star Game in Mobile, AL... Homered in 4 straight games, 8/5-7... EL Player of the Month for July (.360, 9 HR, 31 BB, .750 slg)... Named co-winner of Eugene L. Shirk Award for Community Service with LHP Thomas Jacquez... Promoted to Scranton (AAA), 8/29... Hit .522 for Scranton in the post-season with 3 HR and 8 RBI in 5 games... Lost a 4th HR when a deep drive hit a bird, 9/9 at Charlotte, turning a would-be HR into a "fowl" single... Combined, led all Phillies minor leaguers in batting (.320), total bases (271), HR (29) and was 3rd in RBI (94)... Hit .296 for Peoria in Arizona Fall League with 7 HR, 24 RBI; finished 3rd in league in HR and tied for 2nd in extra-base hits (18).

CAREER: Two-year pro... At University of Miami: Career .442 average ranks 7th on NCAA's all-time list... Career .888 slugging % ranks 2nd all-time in NCAA behind Pete Incaviglia (Oklahoma State), .915... School Totals: .442, 61 HR, 187 RBI, 170 BB, 94 SO, 162 games... School Rankings: 61 homers are 2nd to Phil Lane (62, 1982-84); 187 RBI are 4th... 1996: As a freshman, 1st-team All-American by *Collegiate Baseball*, *Baseball America*... One of finalists for Golden Spikes Award... First freshman to win NCAA batting title (.484)... Hit 23 HR, drove in 64 runs in 60 games... Most Outstanding Player in Central I Regional, .772, 4 HR, 8 RBI, 1.611 slugging %, 5 games... MOP in College World Series, .500, 2 HR, 8 RBI, 1.071 slugging % in 4 games; other freshmen who won award: Jerry Taub (Tulsa, 1971) and Paul Carey (Stanford, 1987)... 1997: As a sophomore, named 1st-team All-American by *Collegiate Baseball*, *Baseball America*, *The Sporting News*... Hit .409, 21 HR, 76 RBI, 67 games... Played in College World Series, .200... Played 3B-1B for Team USA; hit .343 in 34 games and led team with 12 HR, 42 RBI... 1998: Hit .600, 3 HR, 6 RBI in first 3 games... Missed 38 games with a stress reaction to the lowest ver-

(continued on the next page)

(Burrell continued)

tebra in the lumbar of his back; played against North Carolina on 3/21 and didn't return again until 5/21 in the Atlantic I Regional Tournament ... Finished with .432 average, 17 HR, 47 RBI in 35 games ... Most Outstanding Player of the Regional Tourney. .412, 5 HR, 9 RBI, 1.263 slugging %; homered against Bowling Green in 1st at bat (5/21) since 3/21 ... Played in College World Series and homered in 1st at bat ... Pro Career ... 1998: Signed 7/24 and made pro debut at Clearwater (A), 7/31 vs Dunedin (1-4, RBI) ... Hit 1st professional HR, 8/7 at Daytona ... Florida State League Player of the Week, 8/31-9/6 (.375, 4 HR, 16 RBI, 8 G) ... In 5-game span, 8/29-9/2: .500, 5 HR, 13 RBI, including 4 H, 5 RBI, 9/1 at St. Petersburg and 2 HR, 5 RBI at Ft. Myers the next day ... Appeared in 22 games at 1B, 14 as DH, 1 as PH ... 1 error in 22 games at 1st base ... Played in the Florida Instructional League ... On 10/28, won Golden Spikes Award as the nation's top amateur player ... Named Phils #1 prospect for 1999 by Baseball America.

PERSONAL: Pat Burrell ... Single ... 1995 graduate Bellarmine High School (San Jose, CA) ... Hit .374 as a junior and gave up football (quarterback) to concentrate on baseball after that year ... Batted .369 as a senior, 11 HR, 29 RBI; California Coaches Association Player of the Year ... Attended University of Miami, business administration major ... Made charitable donations to his high school, college and Phillies Charities, Inc. after signing with the Phillies.

PAT BURRELL'S CAREER RECORD

YEAR	CLUB	AVG	G	AB	R	H	2B	3B	HR	RBI	SH	SF	HP	BB	SO	SB	CS	E
1998	Clearwater	.303	37	132	29	40	7	1	7	30	0	2	0	27	22	2	0	1
1999	Reading	.333	117	417	84	139	28	6	28	90	0	2	0	79	103	3	1	12
	Scranton	.152	10	33	4	5	0	0	1	4	0	0	1	4	8	0	1	0

BURRELL'S CAREER TRANSACTIONS

—Selected by Boston Red Sox in 43rd round of June, 1995 draft, but did not sign.

—Selected by Philadelphia in 1st round (1st overall pick) of June, 1998 draft.



#34 PAUL BYRD RHP

B-T: R-R

HT: 6-1; WT: 184

AGE: 29, turns 30 on December 3

BORN: December 3, 1970, Louisville, KY

RESIDES: Louisville, KY

ML SERVICE: 3 years, 116 days

HOW OBTAINED: Claimed by the Phillies off waivers from the Atlanta Braves, 8/14/98.

1999 SEASON: First full season with the Phillies ... Reached career bests in every category ... Led the NL with 17 hit batsmen, ranked among leaders with 34 home runs allowed ... Earned an 11-1 win in his 100th career game, 5/5 vs SD ... Threw his only complete game of the season, 5/11 at STL, a 9-4 victory ... Had two career-high 4-game win streaks, 5/5-22 and 6/2-17; won 8 of 9 games, 4/25-6/17, 2.79 ERA (25 ER in 80.2 IP) ... Struck out a career-high 9, 6/12 vs TOR, surpassing previous high of 7 ... Ranked among NL leaders in wins, innings, winning % and opponents average at the All-Star break ... Selected to 1st NL All-Star team, but did not play in the game in BOS ... Missed 2 starts, 8/9 and 8/18 due to back spasms ... Had MRI on back, 8/16 and was examined by back specialist, Dr. Todd Albert, 8/17; results were negative ... Was one of 3 Phillies pitchers with 10 wins or more ... His 15 wins were a ML and professional high (had EL-leading 14 wins for Canton-Akron in 1992) ... Held right-handers to a .234 average ... Fell 0.1 inning shy of 200 innings pitched.

CAREER: Nine-year pro ... **1991:** Selected by CLE in 4th round of June draft ... Struck out 62 in 62.2 innings with Kinston (A) ... **1992:** Spent entire season as a starter at Canton-Akron (AA) ... Led Eastern League in wins (14) ... Had 4 complete games in 24 starts ... **1993:** Spent most of season at Charlotte (AAA) ... Missed nearly a month of play midway through the season, due to a strained right forearm muscle ... Made 2 rehab app at Canton-Akron (1 start) ... **1994:** Split season between Canton-Akron and Charlotte ... Combined for 63 walks and 121 strikeouts ... Traded to Mets, 11/18 ... **1995:** Began season as a starter at Norfolk (AAA) ... Went 2-5, 3.41 ERA (71.1 IP, 27 ER), 19 BB, 51 SO in 10 starts ... Final 12 appearances came in relief, 1-0, 1 save, 0.00 ERA (15.2 IP, 0 ER) with 2 BB, 10 SO ... Contract purchased by Mets, 7/28 ... Made ML debut, 7/28 vs PIT (0.2 IP, 4 ER) ... 1st ML win was 8/21 vs SF (5-4, 11-inning win), 1.0 IP, 1 BB, 2 SO ... Other win was 9/9 at MTL, 2.2 IP, 1 H, 3 SO ... Allowed just 2 ER in last 12 games (14.1 IP), lowering ERA from 3.52 to 2.05 ... **1996:** Made just one spring appearance for Mets, 3/1 vs ATL ... Placed on DL, 3/25 with herniated disc ... Made 5 rehab appearances with Norfolk, 5/27-6/9, 2-0, 1 save, 7.2 IP, 3 ER ... Activated, 6/9 ... First game was 6/11 vs ATL - got the loss in 13-inning defeat ... Only win of season was 7/3 vs PHI, 1.1 IP, 1 H ... Threw 9.0 shutout innings, 7/26-8/12 (7 games) ... Traded to Braves, 11/25 ... **1997:** Pitched effectively for the Braves in first 11 games through 5/11, 13.0 IP, 3 ER, 1.38 ERA ... Was scored upon in 7 of next 11 games, 5/13-7/3, 13.2 IP, 13 ER ... Optioned to Richmond, 7/12 where he made 3 starts (2-1, 3.18) before being recalled, 7/30 ... Made 8 appearances for the Braves after the recall, including 4 starts ... Went 1-3, 4.66 ERA (10 ER in 19.1 IP) in the 4 starts ... Threw career-high 6.0 innings in first start, 7/31 at FLA (5 H, 1 ER, 1 BB, 4 SO), but lost 1-0 ... Opponents hit just .235 (47-200) ... **1998:** Began season at Richmond (AAA) ... Made 2 starts (0-1, 11.0 IP, 5 ER) before recall to Braves, 4/19 ... Made 1 relief appearance for ATL, 4/19 at COL (2.0 IP, 3 ER) ... Optioned back to Richmond shortly afterwards, where he made 17 starts with 2 complete games ... The 2 CG: 5/12 (2) at Syracuse (6.0 IP, 3 ER) and 5/23 vs Norfolk (9.0 IP, 1 ER) ... Struck out 84 and walked just 35 ... Held right-handers to a .207 average ... Struck out a season-high 8, twice, 4/14 vs Durham

and 5/18 vs Buffalo ... Claimed by the Phillies off waivers, 8/14 ... Made Phillies debut on 1st day with team, 8/17; 1st start since 9/24/97 at PHI (with ATL) ... Threw 1st ML CG and shutout in that start vs HOU defeating Randy Johnson, 4-0 ... No runner reached 2nd base ... Had an RBI single to knock in 1st run of game ... Became the 1st Phillies pitcher since Mike Krukow on 4/11/82 (1-0 vs MTL) to throw a CG SHO in his 1st game with the club ... Threw a CG in 2nd start, 8/22 vs COL, winning 6-1 ... Earned NL Player of the Week honors for 8/17-23 ... Made 8 starts for the Phillies, 5-2, 2.29 ERA ... With Phillies, held opponents to a .204 average (.200 vs LHP; .207 vs RHP) ... **MISC:** Is 20-13 in 40 career starts in his Phillies career with a 4.01 ERA (116 ER in 254.2 IP).

PERSONAL: Paul Gregory Byrd ... Married Kym Yip; two sons, Grayson (6/16/96) and Colby Joshua (11/26/97) ... 1991 graduate of Louisiana State University with a degree in Economics ... Helped lead the school to the College World Series 3 straight years ... Pitched for Tigers' 1991 NCAA championship team ... Compiled a 31-11 career mark at LSU ... Earned All-American honors as a sophomore (17-6) ... Also received All-SEC honors.

PAUL BYRD'S CAREER RECORD

YEAR	CLUB	W-L	ERA	G	GS	CG	SHO	SV	IP	H	R	ER	HR	HB	BB	SO	WP	BK
1991	Kinston	4-3	3.16	14	11	0	0	0	62.2	40	27	22	7	0	36	62	6	7
1992	Canton-Akron	*14-6	3.01	24	24	4	0	0	152.1	124	68	51	4	4	74	118	10	0
1993	Charlotte	7-4	3.89	14	14	1	1	0	81.0	80	43	35	9	6	30	54	4	1
	Canton-Akron	0-0	3.60	2	1	0	0	0	10.0	7	4	4	1	0	3	8	1	0
1994	Canton-Akron	5-9	3.81	21	20	4	1	0	139.1	135	70	59	10	2	52	106	1	1
	Charlotte	2-2	3.93	9	4	0	0	1	36.2	33	19	16	5	0	11	15	3	0
1995	Norfolk	3-5	2.79	22	10	1	0	6	87.0	71	29	27	6	5	21	16	1	0
	NEW YORK (NL)	2-0	2.05	17	0	0	0	0	22.0	18	6	5	1	1	7	26	1	2
1996	Norfolk - a	2-0	3.52	5	0	0	0	1	7.2	4	3	3	0	0	4	8	0	0
	NEW YORK (NL)	1-2	4.24	38	0	0	0	0	46.2	48	22	22	7	0	21	31	3	0
1997	ATLANTA	4-4	5.26	31	4	0	0	0	53.0	47	34	31	6	4	28	37	3	1
	Richmond	2-1	3.18	3	3	0	0	0	17.0	14	6	6	2	1	1	14	1	0
1998	Richmond	5-5	3.69	17	17	2	0	0	102.1	92	44	42	9	2	36	84	3	1
	ATLANTA	0-0	13.50	1	0	0	0	0	2.0	4	3	3	0	0	1	1	0	0
	PHILLIES	5-2	2.29	8	8	2	1	0	55.0	41	16	14	6	0	17	38	2	0
	ATL/PHI	5-2	2.68	9	8	2	1	0	57.0	45	19	17	6	0	18	39	2	0
1999	PHILLIES	15-11	4.60	32	32	1	0	0	199.2	205	119	102	34	*17	70	106	11	3
ML	TOTALS	27-19	4.21	127	44	3	1	0	378.1	363	200	177	54	22	144	239	20	6

* League Leader a - Rehabilitation Assignment

ALL-STAR GAME RECORD

YEAR	CLUB SITE	W-L	ERA	G	GS	CG	SHO	SV	IP	H	R	ER	HR	HB	BB	SO	WP	BK
1999	NL, BOS																	

BYRD'S CAREER TRANSACTIONS

—Selected by Cleveland Indians in 4th round of June, 1991 draft.

—Traded to New York Mets with Dave Mlicki (p), Jerry Dipoto (p) and a player to be named later (Jesus Azuaje, inf), November 18, 1994, for Jeromy Burnitz (of) and Joe Roa (p).

—On disabled list with a bulging disc in his back, March 25-June 9, 1996; included rehabilitation assignment to Norfolk, May 27-June 9.

—Traded to Atlanta Braves with a player to be named later (Andy Zwickert), November 25, 1996, for Greg McMichael (p).

—Claimed by Philadelphia off waivers from Atlanta Braves, August 14, 1998.

MAJOR LEAGUE HITTING TOTALS

	AVG	AB	R	H	2B	3B	HR	RBI	SH	SF	HP	BB	SO	SB	CS	E
1999	.127	55	6	7	0	0	0	4	11	0	0	5	11	0	0	6
Career	.179	83	7	12	0	0	0	6	13	0	1	6	20	0	0	9

BYRD'S CAREER FIELDING

POS	PCT	G	PO	A	E	TC	DP
Pitcher	.885	127	24	45	9	78	4

BYRD'S GAME HIGHS

LOW-HIT CG: 4, 8/17/98 vs HOU ... **SHUTOUTS:** 8/17/88 vs HOU ... **STRIKEOUTS:** 9, 6/12/99 vs TOR ... **LONGEST OUTING:** starter - 9.0 inn, 8/17/98 vs HOU; 8/22/98 vs COL; 5/11/99 at STL ... **reliever** - 3.0 inn, 3 times, last: 6/22/97 at PHI ... **WINNING STREAK:** 4 games, 5/5-22/99 and 6/2-17/99 ... **LOSING STREAK:** 4 games, 8/29-9/19/99.

(continued on the next page)

BYRD'S CAREER PITCHING BREAKDOWN

1999					Career					
W-L-S	ERA	G	IP	ER		W-L-S	ERA	G	IP	ER
0-0-0	2.57	1	7.0	2	Arizona	0-0-0	2.57	1	7.0	2
2-1-0	4.76	4	22.2	12	Atlanta	2-2-0	3.73	10	31.1	13
1-0-0	12.60	1	5.0	7	Chicago	1-0-0	7.36	6	11.0	9
0-1-0	8.38	2	9.2	9	Cincinnati	1-1-0	4.91	9	18.1	10
0-2-0	6.75	2	12.0	9	Colorado	1-3-0	5.46	8	28.0	17
1-0-0	1.17	1	7.2	1	Florida	2-2-0	3.41	11	34.1	13
0-1-0	7.20	2	10.0	8	Houston	1-2-0	3.31	12	35.1	13
0-1-0	4.50	1	6.0	3	Los Angeles	0-2-0	4.96	8	16.1	9
1-1-0	5.59	2	9.2	6	Montreal	3-1-0	4.70	8	23.0	12
3-1-0	4.62	4	25.1	13	New York	5-1-0	4.34	8	37.1	18
—	—	—	—	—	Philadelphia	1-1-0	3.46	8	13.0	5
0-1-0	3.95	2	13.2	6	Pittsburgh	1-1-0	2.51	11	28.2	8
1-0-0	3.00	1	9.0	3	St. Louis	1-0-0	9.26	4	11.2	12
3-0-0	2.61	3	20.2	6	San Diego	3-1-0	3.86	10	32.2	14
1-0-0	1.29	1	7.0	1	San Francisco	3-0-0	1.80	7	15.0	3
0-1-0	9.00	1	5.0	5	Baltimore	0-1-0	9.00	1	5.0	5
0-1-0	6.75	1	6.2	5	Boston	0-1-0	6.75	1	6.2	5
—	—	—	—	—	Detroit	0-0-0	27.00	1	1.0	3
1-0-0	2.25	1	8.0	2	New York	1-0-0	2.25	1	8.0	2
0-0-0	4.05	1	6.2	3	Tampa Bay	0-0-0	4.05	1	6.2	3
1-0-0	1.13	1	8.0	1	Toronto	1-0-0	1.13	1	8.0	1
2-2-0	4.40	5	30.2	15	Mar/April	3-2-0	4.25	13	42.1	20
4-1-0	3.08	5	38.0	13	May	5-1-0	4.40	14	45.0	22
4-1-0	2.76	6	42.1	13	June	5-2-0	3.32	19	62.1	23
2-2-0	5.94	6	36.1	24	July	3-4-0	4.99	19	57.2	32
2-1-0	4.21	4	25.2	12	August	5-4-0	3.51	29	82.0	32
1-4-0	8.44	6	26.2	25	Sept/Oct	6-6-0	4.85	33	89.0	48
8-7-0	4.92	17	100.2	55	Home	16-11-0	4.56	68	199.1	101
7-4-0	4.27	15	99.0	47	Road	11-8-0	3.82	59	179.0	76
6-2-0	3.89	11	71.2	31	Day	9-3-0	3.96	41	125.0	55
9-9-0	4.99	21	128.0	71	Night	18-16-0	4.33	86	253.1	122
6-3-0	4.14	10	67.1	31	Grass	11-9-0	4.35	82	173.2	84
9-8-0	4.83	22	132.1	71	Turf	16-10-0	4.09	45	204.2	93
11-5-0	3.94	18	121.0	53	Pre-ASG	15-6-0	4.34	51	164.0	79
4-6-0	5.61	14	78.2	49	Post-ASG	12-13-0	4.12	76	214.1	98
15-11-0	4.60	32	199.2	102	Starter	21-16-0	4.14	44	274.0	126
—	—	—	—	—	Reliever	6-3-0	4.40	83	104.1	51

BYRD'S CAREER STATS BY BALLPARK

	W-L-S	ERA	G	IP	ER		W-L-S	ERA	G	IP	ER
Bank One	0-0-0	2.57	1	7.0	2	Dodger	0-1-0	2.45	4	7.1	2
Allianta-Fulton	0-0-0	0.00	2	2.0	0	Olympic	2-0-0	2.57	5	14.0	4
Turner	4-2-0	5.36	20	42.0	25	Shea	2-2-0	4.43	30	40.2	20
Wrigley	0-0-0	0.00	2	3.0	0	Veterans	14-9-0	4.24	27	153.0	72
Cinergy	0-0-0	3.60	4	10.0	4	Three Rivers	0-0-0	0.00	4	13.0	0
Coors	0-2-0	9.82	5	11.0	12	Busch	1-0-0	7.36	2	11.0	9
Pro Player	2-1-0	1.01	7	26.2	3	Monterrey	0-0-0	6.00	2	3.0	2
Astrodome	0-1-0	11.25	4	8.0	10	Qualcomm	1-0-0	3.52	3	7.2	3
						3Com	1-0-0	1.59	3	5.2	1
Fenway	0-1-0	6.75	1	6.2	5	Tropicana	0-0-0	4.05	1	6.2	3



#72 DAVID COGGIN RHP

B-T: R-R

HT: 6-4; WT: 205

AGE: 23, turns 24 on October 30

BORN: October 30, 1976, Covina, CA

RESIDES: Upland, CA

HOW OBTAINED: Phillies supplemental pick between rounds 1 and 2 (30th pick overall) of June, 1995 draft.

1999 SEASON: Earned 2 wins in ML spring training . . . Spent entire season with Reading (AA), but made just 9 starts, due to injuries . . . Earned 1st win, 4/30 vs Harrisburg (6.0 IP, 2 ER) . . . On DL, 5/10-6/5 with strained left hamstring . . . Struck out a season-high 6 in season-high 7.0 innings, 6/16 vs New Haven (7-1 win) . . . Returned to DL, 6/24 with a torn labrum in his right shoulder . . . Had season-ending surgery to repair SLAP lesion, 7/12, by Dr. Michael Ciccotti in Philadelphia.

CAREER: Five-year pro . . . **1995:** Supplemental pick between 1st and 2nd rounds (30th pick overall), as compensation for STL's signing of Danny Jackson . . . Made pro debut at Martinsville (R) . . . **1996:** Rated as Phillies' #2 prospect by *Baseball America* . . . Struck out 23 in 25.0 innings, allowing just one run and one walk in a span of 3 starts in June, including a 2-hitter, 6/7 vs Charleston, WV . . . South Atlantic League Pitcher of the Week, 6/2-8 . . . His 3 shutouts were tied for 3rd among all minor leaguers, tied with Randy Knoll for most among all Phillies minor leaguers and was 2nd in SAL . . . His 28 starts were tied with Jason Kershner and 3 others for 1st in SAL . . . Rated as 4th-best prospect in SAL by *Baseball America* . . . Pitched in Florida Instructional League . . . **1997:** Spent entire season at Clearwater (A) . . . Tied Rob Burger for most wins (11) on staff . . . Went undefeated in August, 4-0, 2.27 ERA . . . Went 6-0 in final 9 starts with 52 strikeouts in 64.2 innings . . . 13 of his 27 starts were quality starts . . . Led all Florida State League pitchers in fielding %, (1.000 in 43 chances); finished 2nd in walks (86) . . . Pitched in Florida Instructional League . . . **1998:** Spent entire season at Reading (AA) . . . Made 2 starts (9.0 IP, 2 ER) prior to being placed on DL with an inflammation of his right shoulder, 4/20-5/25 . . . Went 1-2, 2.47 ERA in first 9 starts . . . Got 1st double-A hit, 6/11 vs Binghamton . . . Struck out a season-high 7, 7/6 vs Akron . . . Threw season-high 8.0 innings twice, 7/23 vs Norwich and 8/13 vs New Haven . . . Threw a shutout for 7.0 innings, 8/24 at New Haven, his final start before being shut down with tightness in his right shoulder . . . Pitched in Florida Instructional League.

PERSONAL: David Raymond Coggin . . . Single . . . 1995 graduate of Upland High School . . . Turned down football scholarship at Clemson University (quarterback) to sign; also visited BYU, USC and Florida . . . Played Little League and American Legion baseball . . . Hobby: Card collecting.

DAVID COGGIN'S CAREER RECORD

YEAR	CLUB	W-L	ERA	G	GS	CG	SHO	SV	IP	H	R	ER	HR	HB	BB	SO	WP	BK
1995	Martinsville	5-3	3.00	11	11	0	0	0	48.0	45	25	16	1	5	31	37	8	1
1996	Piedmont	9-12	4.31	28	#28	3	3	0	169.1	156	87	81	12	7	46	129	12	1
1997	Clearwater	11-8	4.70	27	27	3	2	0	155.0	160	96	81	12	9	86	110	24	1
1998	Reading	4-8	4.14	20	20	0	0	0	108.2	106	58	50	8	8	62	65	14	0
1999	Reading	2-5	7.50	9	9	0	0	0	42.0	55	37	35	8	3	20	21	6	0

Tied for League Lead

COGGIN'S CAREER TRANSACTIONS

—Selected by Philadelphia as supplemental pick between 1st and 2nd rounds (30th pick overall) of June, 1995 draft.



#25 ROB DUCEY OF

B-T: L-R

HT: 6-2; WT: 183

AGE: 34, turns 35 on May 24

BORN: May 24, 1965, Toronto, Ontario

RESIDES: Palm Harbor, FL

ML SERVICE: 6 years, 158 days

HOW OBTAINED: Signed by the Phillies as a free agent, 12/22/98.

CONTRACT STATUS: Signed a two-year contract extension, 9/20/99, taking him through the 2001 season.

1999 SEASON: Appeared in a career-high 104 games in 1st season as a Phillie ... Also reached career highs in HR (8) and RBI (33) ... Hit .083 (2-24) in first 15 games and .287 (47-164), 7 HR, 29 RBI in 89 games after 5/6 ... Made 39 starts, 24 in LF, 7 in RF, 6 in CF and 2 at DH ... Had 5 HR, 22 RBI in his starts ... Was error-free in 58 games in the OF (90 chances) ... Had 4 hits, 5/9 at COL, including GW, 9th-inning HR in 10-8 victory ... Led club with 2 pinch-HR, 8/15 at CIN & 8/30 at SF ... Hit 1st career leadoff HR, 8/23 vs SD ... Had career highs in hits (5) and runs (4), 8/24 vs SD ... Went 8-for-14 (.571), 5 R, HR, 4 RBI in a 3-game span (8/23-25) filling in for injured Doug Glanville ... Reached base safely via hit or walk in 69 of last 169 plate app for a .408 on-base % (37 H, 32 BB); finished with .383 on-base %.

CAREER: 16-year pro ... **1984:** Signed by TOR as a non-drafted free agent, 5/16 ... Began pro career with Medicine Hat of the Pioneer League ... Won R. Howard Webster Award as club's MVP after hitting .302 in 63 games, 12 HR, 49 RBI, 13 SB ... Finished 3rd in league in HR ... **1985:** Tied for 3rd in South Atlantic League in at bats (529) while at Florence (A) ... Tallied career-high 86 RBI ... **1986:** Began season at Ventura (A) ... Hit .337 in 47 games, 12 HR, 38 RBI ... Promoted to Knoxville (AA) ... Hit .308 at double-A in 88 games, 11 HR, 58 RBI ... Combined Ventura-Knoxville totals: .318, 23 HR, 96 RBI ... Won the James O'Neill Award, given annually by the Canadian Baseball Hall of Fame to the top Canadian baseball player ... **1987:** Began season with Syracuse (AAA) ... Called up to TOR, 4/29 ... Made ML debut, 5/1 vs TEX, becoming 3rd Canadian to play for the Blue Jays ... Optioned to Syracuse, 5/31 ... Jays Minor League Player of the Month for August ... Ended up tied for International League lead in triples (10), 5th in on-base % (.388) ... Recalled for 2nd time by TOR, 9/1 ... Hit 1st ML HR, 9/14 vs BAL (Mike Kinnunen) ... **1988:** Spent most of season at Syracuse, appearing in 90 games for the Chiefs ... Contract purchased by TOR, 8/2 ... Had 1st career 4-hit game, 9/26 vs BOS ... Hit .406 (13-32) in Sept-Oct for the Jays ... Ended up hitting .315 in 27 games for Blue Jays ... **1989:** Opened season with ML club for 1st time after leading the Jays in batting (.448) in spring training ... Placed on DL with a sprained right knee, 6/9, after running into dislodged outfield fence during batting practice at the Skydome ... Began rehab assignment with Syracuse, 7/5, but re-injured knee and remained on DL ... Began 2nd rehab stint with Syracuse, 8/24 ... Activated from DL, 9/2 ... Was on Jays post-season roster ... **1990:** Spent full season at Syracuse, where he led club in doubles (32) and walks (60) ... Called up to TOR in Sept ... Hit .302 in 19 games (18 starts) ... Was 6-for-12 (.500) with runners in scoring position ... **1991:** Hit .293 in 72 games at Syracuse when recalled by TOR, 6/28 ... Spent rest of season with big club, appearing in 39 games ... Only HR of season was 10th-inning GW solo blast vs MIN on the last day of the regular season ... Appeared in 1 game of the ALCS ... **1992:** Began season with TOR ... Traded to Angels with Greg Myers for Mark Eichorn, 7/30 ... Finished season with Angels, appearing in 31 games (15 starts) ... **1993:** Spent most of season at Oklahoma City (AAA) ... Tied for American Association lead in triples (10) ... Led club in runs (68), hits (118) and stolen bases (17); 2nd in HR (17) and RBI (56)303 avg was 7th in league ... Promoted to TEX, where he made 24 starts ... Hit safely in 11 of first 14 games with the Rangers, .333 (16-48) ... Was error-free in 53 chances in the OF ... **1994:** Opened season with TEX ... Outrighted to Oklahoma City, 4/28 ... Collected 9 triples, 17 HR and 65 RBI in just 115 games for the 89ers ... Contract purchased by TEX, 9/1, but did not appear in a game ... Given unconditional release, 10/14 ... Signed with Nippon Ham Fighters of Japan's Pacific League in December ... **1995:** Hit 25 HR in 117 games for Nippon ... HR total was most of his pro career ... **1996:** In 2nd season in Japan, set new pro career high with 26 HR in 120 games ... **1997:** Signed by Seattle to a minor league contract, 1/22 ... Began season at Tacoma (AAA) ... Hit .324 in 23 games with the Rainiers before contract was purchased by SEA ... Was 1-for-2 in Mariners debut, 5/3 vs MIL, his 1st game in majors since 1994 ... Stole HR from Rafael Palmeiro, 5/10 at BAL, going over the LF wall ... HR 5/12 at MIL was his 1st in majors since 10/2/93 ... Tied club record with 3 doubles, 6/26 vs Anaheim ... On DL, 8/6-21, with bruised right foot ... Went 2-for-4 with 2 doubles in 1st game off DL, 8/23 vs NYY ... 9th-inning solo HR 9/9 vs KC (Hipoalto Pichardo) was GW in 4-3 victory ... Went 2-for-4 in 2 games of the Division Series vs BAL22 of his 40 hits went for extra bases524 slugging % was 3rd on club behind Ken Griffey, Jr. and Edgar Martinez ... Named Mariners "Unsung Hero" (as selected by Mariners coaches) by the Seattle chapter of the BBWAA ... **1998:** Appeared in a career-high 97 games for the Mariners as their 4th outfielder ... Began season on DL with a torn medial meniscus in his left knee; officially on DL, 3/27-4/20 ... Had career-high 4 RBI and matched career high with 4 hits, 4/22 vs KC ... Hit game-tying, 9th-inning HR, 8/22 vs CWS ... Best month was August when he hit .294 with 3 HR ... 19 of his final 31 hits went for extra bases ... Had season-ending knee surgery, 9/23; torn medial meniscus in his right knee was repaired by Dr. Larry Pedegana.

PERSONAL: Robert Thomas Ducey ... Married, wife's name is Yanitza (former Miss Venezuela); two sons, Thomas (4/16/90) and Aaron (9/15/93) ... 1983 graduate of Glenview Park High School (Ontario) ... Attended Seminole Community College (FL) where he played baseball.

ROB DUCEY'S CAREER RECORD

YEAR	CLUB	AVG	G	AB	R	H	2B	3B	HR	RBI	SH	SF	HP	BB	SO	SB	CS	E
1984	Medicine Hat	.302	63	235	49	71	10	3	12	49	1	1	1	41	61	13	6	6
1985	Florence	.251	134	529	78	133	22	2	13	86	3	7	1	49	103	12	4	9
1986	Ventura	.337	47	178	36	60	11	3	12	38	1	2	1	21	24	17	5	2
	Knoxville	.308	88	344	49	106	22	3	11	58	0	4	0	29	59	7	7	6
1987	Syracuse	.284	100	359	62	102	14	#10	10	60	0	5	3	61	89	8	7	6
	TORONTO	.188	34	48	12	9	1	0	1	6	0	1	0	8	10	2	0	0
1988	Syracuse	.266	90	317	40	81	14	4	7	42	2	4	3	43	81	7	6	4
	TORONTO	.315	27	54	15	17	4	1	0	6	2	2	0	5	7	1	0	0
1989	TORONTO	.211	41	76	5	16	4	0	0	7	1	0	0	9	25	2	1	0
	Syracuse - a	.103	10	29	0	3	0	1	0	3	0	1	0	10	13	0	0	1
1990	Syracuse	.267	127	438	53	117	32	7	7	47	1	1	4	60	87	13	9	13
	TORONTO	.302	19	53	7	16	5	0	0	7	0	1	1	7	15	1	1	0
1991	Syracuse	.293	72	266	53	78	10	3	8	40	4	2	0	51	58	5	7	0
	TORONTO	.235	39	68	8	16	2	2	1	4	1	0	0	6	26	2	0	4
1992	TORONTO	.048	23	21	3	1	1	0	0	0	0	0	0	0	10	0	1	0
	CALIFORNIA	.237	31	59	4	14	3	0	0	2	0	1	0	5	12	2	3	2
1993	Oklahoma City	.303	105	389	68	118	17	#10	17	56	0	4	1	46	97	17	9	7
	TEXAS	.282	27	85	15	24	6	3	2	9	2	2	0	10	17	2	3	0
1994	TEXAS	.172	11	29	1	5	1	0	0	1	0	0	0	2	1	0	0	2
	Oklahoma City	.268	115	403	69	108	27	9	17	65	0	3	5	75	91	9	5	4
1995	Nippon (Japan)	.249	117	425	61	106	19	4	25	61				54	103	7	—	
1996	Nippon (Japan)	.246	120	427	68	105	17	5	26	59				86	90	3	—	
1997	Tacoma	.324	23	74	8	24	8	0	0	11	0	0	3	8	15	0	0	3
	SEATTLE	.287	76	143	25	41	15	2	5	10	0	2	0	6	31	3	3	1
1998	SEATTLE	.240	97	217	30	52	18	2	5	23	0	1	9	23	61	4	3	4
1999	PHILLIES	.261	104	188	29	49	10	2	8	33	0	1	0	38	57	2	1	0
AL	TOTALS	.247	425	853	125	211	60	10	14	75	6	10	9	81	215	19	15	13
NL	TOTALS	.261	104	188	29	49	10	2	8	33	0	1	1	38	57	2	1	0
ML	TOTALS	.250	529	1041	154	260	70	12	22	108	6	11	10	119	272	21	16	13

Tied for League Lead a - Rehabilitation Assignment

DIVISION SERIES RECORD

YEAR	CLUB, OPP	AVG	G	AB	R	H	2B	3B	HR	RBI	SH	SF	HP	BB	SO	SB	CS	E
1997	SEA, BAL	.500	2	4	0	2	0	0	0	1	0	0	0	0	0	0	0	0

LEAGUE CHAMPIONSHIP SERIES RECORD

YEAR	CLUB	AVG	G	AB	R	H	2B	3B	HR	RBI	SH	SF	HP	BB	SO	SB	CS	E
1989	TOR, MIN	.000	0	0	0	0	0	0	0	0	0	0	0	0	0	0	0	0
1991	TOR, OAK	.000	1	1	0	0	0	0	0	0	0	0	0	0	0	0	0	0
LCS	TOTALS	.000	1	1	0	0	0	0	0	0	0	0	0	0	0	0	0	0

DUCEY'S CAREER TRANSACTIONS

- Signed by Toronto Blue Jays as a non-drafted free agent, May 16, 1984.
- On disabled list with sprained right knee, June 9-September 2, 1989; included rehabilitation assignments to Syracuse, July 5-14 and August 24-September 2.
- Traded to California Angels with Greg Myers for Mark Eichhorn, July 30, 1992.
- Signed by Texas Rangers as a minor league free agent, December 18, 1992.
- Signed by Nippon Ham Fighters (Japan) as a free agent, December, 1994.
- Contract purchased by Seattle Mariners, May 3, 1997.
- On disabled list with bruised right foot, August 5-21, 1997.
- On disabled list with torn medial meniscus in left knee, March 27-April 20, 1998.
- Signed by Philadelphia as a free agent, December 22, 1998.

(continued on the next page)

DUCEY'S CAREER BATTING BREAKDOWN

1999						Career				
AVG	AB	H	HR	RBI		AVG	AB	H	HR	RBI
.143	14	2	0	1	Arizona	.211	19	4	0	2
.000	6	0	0	0	Atlanta	.000	6	0	0	0
.000	6	0	0	1	Chicago	.000	6	0	0	1
.167	12	2	1	1	Cincinnati	.167	12	2	1	1
.400	15	6	2	3	Colorado	.348	23	8	2	4
.222	18	4	1	3	Florida	.222	18	4	1	3
.400	10	4	0	0	Houston	.400	10	4	0	0
.214	14	3	0	2	Los Angeles	.280	25	7	0	3
.000	5	0	0	0	Milwaukee	.203	69	14	2	7
.200	15	3	0	1	Montreal	.200	15	3	0	1
.500	4	2	0	2	New York	.500	4	2	0	2
.111	9	1	0	0	Pittsburgh	.111	9	1	0	0
.000	7	0	0	1	St. Louis	.000	7	0	0	1
.444	18	8	1	4	San Diego	.379	29	11	1	5
.429	7	3	1	2	San Francisco	.333	21	7	1	2
—	—	—	—	—	Anaheim	.161	56	9	0	1
.400	10	4	2	5	Baltimore	.247	85	21	3	15
.286	7	2	0	1	Boston	.280	50	14	0	6
—	—	—	—	—	Chicago	.145	55	8	1	1
—	—	—	—	—	Cleveland	.280	50	14	1	5
—	—	—	—	—	Detroit	.344	32	11	1	5
—	—	—	—	—	Kansas City	.213	89	19	3	11
—	—	—	—	—	Minnesota	.266	64	17	2	5
1.000	1	1	0	3	New York	.298	57	17	1	8
—	—	—	—	—	Oakland	.268	71	19	1	4
—	—	—	—	—	Seattle	.263	38	10	0	3
.400	10	4	0	3	Tampa Bay	.324	34	11	1	8
—	—	—	—	—	Texas	.306	49	15	0	2
—	—	—	—	—	Toronto	.211	38	8	0	2
.111	18	2	1	3	Mar/April	.181	105	19	2	9
.323	31	10	2	7	May	.229	218	50	4	24
.368	19	7	1	5	June	.274	117	32	1	11
.195	41	8	1	7	July	.214	112	24	1	11
.357	42	15	3	10	August	.287	174	50	7	22
.189	37	7	0	1	Sept/Oct	.270	315	85	7	31
.278	97	27	3	21	Home	.254	552	140	8	55
.242	91	22	5	12	Road	.245	489	120	14	53
.215	79	17	2	8	Day	.235	358	84	7	28
.294	109	32	6	25	Night	.258	683	176	15	80
.246	65	16	4	8	Grass	.249	466	116	12	42
.268	123	33	4	25	Turf	.250	575	144	10	66
.256	78	20	5	18	Pre-ASG	.227	472	107	8	48
.264	110	29	3	15	Post-ASG	.269	569	153	14	60
.143	7	1	0	2	vs LHP	.224	134	30	2	15
.265	181	48	8	31	vs RHP	.254	907	230	20	93
.357	42	15	4	28	RISP	.243	243	59	6	87
1.000	3	3	0	7	RISP (loaded)	.263	19	5	0	16
.186	43	8	2	4	Pinch-hitting	.183	104	19	2	6
.400	5	2	1	2	DH	.133	15	2	1	2

DUCEY'S CAREER STATS BY BALLPARK

	AVG	AB	H	HR	RBI		AVG	AB	H	HR	RBI
Bank One	.167	12	2	0	1	County	.206	34	7	2	4
Turner	.000	3	0	0	0	Olympic	.000	6	0	0	0
Wrigley	.000	1	0	0	0	Shea	.000	1	0	0	0
Cinergy	.250	4	1	1	1	Veterans	.278	97	27	3	21
Coors	.500	16	8	2	3	Three Rivers	.000	5	0	0	0
Pro Player	.286	7	2	0	0	Busch	.000	5	0	0	0
Astrodome	1.000	1	1	0	0	Qualcomm	.143	7	1	0	1
Dodger	.167	6	1	0	0	3Com	.313	16	5	1	2

DUCEY'S CAREER STATS BY BALLPARK (CONTINUED)

	AVG	AB	H	HR	RBI		AVG	AB	H	HR	RBI
Edison International	.222	72	16	0	2	Metrodome	.294	34	10	2	5
Memorial	.500	4	2	0	0	Yankee	.320	25	8	1	3
Oriole Park	.219	32	7	1	4	Coliseum	.148	27	4	1	1
Fenway	.353	34	12	0	6	Kingdome	.259	201	52	2	13
Comiskey (new)	.000	20	0	0	0	Tropicana	.320	25	8	1	7
Cleveland	.250	16	4	0	3	Arlington (old)	.300	60	18	2	4
Jacobs	.500	4	2	0	1	Arlington (new)	.258	31	8	0	0
Tiger	.429	14	6	1	4	Exhibition	.228	79	18	1	9
Kauffman	.190	42	8	1	4	SkyDome	.220	100	22	0	9

DUCEY'S CAREER FIELDING

	PCT	G	PO	A	E	TC	DP
Outfield	.979	411	582	16	13	611	4
Third Base	.000	1	0	0	0	0	0

DUCEY'S GAME HIGHS

HITS: 5, 8/24/99 vs SD ... **RUNS:** 4, 8/24/99 vs SD ... **DOUBLES:** 3, 6/26/97 vs ANA ... **TRIPLES:** 1 ... **HOME RUNS:** 1 ... **RBI:** 4, 4/22/98 vs KC ... **STOLEN BASES:** 1 ... **HITTING STREAK:** 5 games, 1988, 1998, 1999 ... **GRAND SLAMS:** None ... **PINCH-HR:** 2 times, 8/15/99 at CIN; 8/30/99 at SF.



#67 CARLOS DUNCAN INF

B-T: R-R

HT: 6-1; **WT:** 207

AGE: 22, turns 23 on June 30

BORN: June 30, 1977, San Pedro de Macoris, DR

RESIDES: San Pedro de Macoris, DR

HOW OBTAINED: Signed as an amateur free agent, 11/12/94.

1999 SEASON: Was limited to just 73 games due to shoulder injury ... Had two 4-RBI games: 4/22 vs Columbus and 5/16 vs 20 Augusta ... Had 14-game hit streak, 4/20-5/13 ... On DL 4/24-5/3 with inflammation in his right shoulder ... Activated from DL, 5/4 ... Returned to lineup but continued to experience discomfort in his shoulder ... Examined by Phillies Team Physician Dr. Michael Ciccotti, 7/20 ... Returned to DL, 7/22 and sent to Clearwater for workout program ... Missed remainder of season while undergoing a rehab program for his shoulder ... Despite short season, still managed 11 HR and 40 RBI for the Boll Weevils ... Played in Florida Instructional League.

CAREER: Five-year pro ... **1994:** Signed by Phillies as an amateur free agent, 11/12 (17 yrs old) ... **1995:** Began pro career playing for the Phillies entry in the Dominican Summer League, appearing in 51 games, primarily at 3rd base ... **1996:** Raised avg 29 points from .231 to .260 in 2nd season in DSL ... In 61 games at 3rd base, tallied 7 HR, 35 RBI, 23 SB (SB total was tied for 4th in DSL) ... Played in Florida Instructional League ... **1997:** Played in the States for the first time at Martinsville ... Appeared in 54 games at shortstop ... Led club in HR (13) and was 3rd in Appalachian League in HR/AB ratio (1/15.7) ... After the season, worked at 3rd base and 2nd base in the Florida Instructional League ... **1998:** Began season at Piedmont ... Appeared in 32 games (28 at 3B, 4 at SS) before being outrighted to Batavia, 5/13 (reported to extended spring until the start of Batavia's season, 6/15) ... Appeared in 71 games as Muckdogs 3rd baseman ... Named NY-Penn League's Top Prospect in a survey of league managers ... Named to NYPL All-Star team ... Finished tied for 1st in NYPL in runs (55), 2nd in doubles (23) and extra-base hits (32) ... Phillies Minor League Player of the Week, 6/15-21 (.348, 8-23, 2 HR, 4 RBI) ... Hit .333 (19-57) in 13 games in June, 7 2B, 3 HR, 9 RBI ... Collected 4 hits and 4 RBI, 7/18 at Pittsfield ... Scored a run in 12 consecutive games, 8/2-13; tied for 3rd-longest run-scored streak in the minors ... Hit .615 (8-13) in NYPL Playoffs vs Auburn ... Named Phils' 6th-best prospect by Baseball America.

PERSONAL: Jan Carlos Duncan ... Single ... 1994 graduate of 2do Bach High School ... Is a younger brother of former Phillie Mariano Duncan.

(continued on the next page)

CARLOS DUNCAN'S CAREER RECORD

YEAR	CLUB	AVG	G	AB	R	H	2B	3B	HR	RBI	SH	SF	HP	BB	SO	SB	CS	E
1995	Phillies, DSL	.231	51	182	27	42	7	4	0	25	1	7	1	20	44	8	7	28
1996	Phillies, DSL	.260	61	227	44	59	8	1	7	35	0	2	10	20	51	23	8	28
1997	Martinsville	.260	54	204	38	53	8	4	13	33	0	2	2	14	62	11	5	29
1998	Piedmont	.198	32	111	20	22	3	2	3	12	1	1	1	15	47	8	1	2
	Batavia	.264	71	276	#55	73	23	4	5	43	0	0	6	29	101	13	4	24
1999	Piedmont	.217	73	276	41	60	15	3	11	40	1	4	8	19	88	15	4	26

Tied for League Lead

DUNCAN'S CAREER TRANSACTIONS

—Signed by Philadelphia as an amateur free agent, November 12, 1994.



#5 RON GANT OF

B-T: R-R

HT: 6-0; WT: 196

AGE: 34, turns 35 on March 2

BORN: March 2, 1965, Victoria, TX

RESIDES: Alpharetta, GA

ML SERVICE: 11 years, 65 days

HOW OBTAINED: Acquired from St. Louis Cardinals with Jeff Brantley and Cliff Politte for Ricky Bottalico and Garrett Stephenson, 11/19/98.

CONTRACT STATUS: Signed a five-year contract, 12/23/95.

1999 SEASON: Had productive season in 1st year as a Phillie, finishing 2nd on club in runs (107) and walks (85) ... Became 1st Phillies left fielder to reach 100 runs since Lefty O'Doul (122) in 1930 ... Career-high 85 walks ranked 11th in NL ... Hit .132 (9-68) in April, then .279 (125-448), 96 R, 15 HR, 73 RBI, 73 BB rest of season ... Hit 1st HR of season, 4/21 at ARI, #250 of career; 457' blast (Todd Stottlemire) was 2nd-longest ever hit at Bank One Ballpark ... Hit 3rd career inside-the-park HR, 4/28 vs CIN ... Hit game-tying solo HR in 9th inning of 10-8 win, 5/9 at COL in 5,000th career at bat ... Had 2 assists in 4-3 win, 5/31 vs SF ... Matched career-high 4 hits, 6/4 at BAL ... Collected 2 hits in an inning twice: 7/3 vs CHI (1st inn, 2B, 3B, 3 RBI) and 9/22 at MIL (8th inn, 1B, 2B, 2 RBI) ... Had season-high 5 RBI, 7/17 at BOS ... Hit game-tying, 2-run HR (Randy Johnson) in 8th inning of 10-inning, 4-2 win, 8/6 vs ARI ... Had 9th career 2-HR game, 8/9 vs STL ... Had 4 HR, 9 RBI in 5-game span, 8/6-11 ... Scored 900th career run, 9/23 at MIL ... Finished 3rd among NL OF in fielding %, .993; made just 2 errors in 269 total chances with 7 assists ... Hit .311 with runners in scoring position, .371 (26-70) after 6/27 ... Stole 13 bases in 16 attempts and has been successful in 21 of 24 attempts over last 2 seasons.

CAREER: 17-year pro ... **1983:** Selected by ATL in 4th round of June draft ... Played 1st pro season at shortstop for the Braves in the Gulf Coast League (R) ... **1984:** Promoted to Anderson (A) of South Atlantic League ... Played 2nd base, leading SAL with 75 double plays ... **1985:** Played for Sumter (A) of SAL ... Moved to outfield for 1st time ... also played shortstop and 2nd base ... **1986:** Played for Durham (A) of Carolina League ... Led organization with CL-leading 26 HR, 102 RBI and 108 runs ... Led CL with 271 total bases ... In addition, reached career highs in average (.277), stolen bases (35) and slugging % (.529) ... Played entire season at 2nd base ... Named CL Utility Infielder of the Year and CL All-Star ... Named Class-A All-Star by *Baseball America* ... **1987:** Promoted to Greenville (AA) of Southern League ... Played only at 2nd base, where he won fielding title with .973 fielding % and led SL in pullouts (328), assists (434), chances (783) and double plays (108) ... SL All-Star ... Recalled by ATL, 9/1 ... Made ML debut, 9/6 vs MTL ... Got 1st ML hit, 9/8 vs SD ... Hit 1st ML home run, 9/24 vs HOU (Nolan Ryan) ... **1988:** Finished 4th in NL Rookie of the Year voting ... Led ML rookies in home runs (19), RBI (60), runs (85), extra-base hits (55) and triples (8) ... Led team in runs and triples and was 2nd in homers, steals (19) and total bases (247) ... Hit in 9 straight games, 8/1-10, .359 (14-39) ... **1989:** Opened season starting at 3rd base, but returned to Sumter, 6/21 to learn outfield ... Played center field, hitting .385 over 12 games ... Promoted to Richmond (AAA), 7/4, hitting .262, 11 HR, 27 RBI in 63 games ... International League Player of the Week, 7/23-29 ... Recalled, 9/6 ... Made 14 outfield starts, 12 in CF and 2 in RF ... **1990:** Spent entire season in majors ... Named Comeback Player of the Year by *USA Today* and *Sports Illustrated* ... Had 32 homers and 33 steals, making him 12th 30-30 player (18th occurrence) in ML history, 8th (11th) in NL ... Finished 3rd in NL in total bases (310) and extra-base hits (69), 4th in slugging % (.539) and runs (107), tied for 4th in multi-hit games (55), 6th in homers, and tied for 8th in doubles (34) ... Had career-high 3 steals, 5/2 at MTL ... Hit safely in 16 of 17 games, 5/16-6/4, .455 (30-66), 5 HR, 13 RBI, which raised avg to .353 ... Had 2 HR and a career-high 6 RBI, 7/5 vs NYM ... NL Player of the Week, 8/20-26 ... **1991:** Named to *Sporting News* Silver Slugger Team after finishing 3rd in NL in homers (32) ... Finished 6th in NL MVP voting ... Also, tied for 9th in NL in steals (34), becoming 3rd player to post consecutive 30-30 seasons (Willie Mays 1956-57 and Bobby Bonds 1977-78) ... Finished 5th in NL in RBI (105); 4th season with club high ... Ranked 2nd in NL in extra-base hits (70), 5th in runs (101), tied for 5th in doubles (35), 8th in slugging % (.496) and in total bases (278) ... Led majors with 21 game-winning hits ... Hit 9 homers in May, tied for NL lead, including 4 in 5 games, 5/27-31 ... Hit inside-the-park HR, 7/20 at STL ... Got 500th career hit, 8/28 vs NYM ... Set NLCS record with 7 steals in series vs PIT; tied records with 3 in Game 2, 10/10 and 2 in 3rd inning ... Hit .267 in World Series vs MIN ... Went 3-4, triple, RBI and 3 runs in Game 5 win ... **1992:** With 32 steals and 80 RBI, became 1st player in club history to record 3

straight 30-steal, 80-RBI seasons, and the 5th Brave this century to drive in 80+ runs in 3 straight years ... Tied career high with 3 steals, 6/7 at SD ... Named to 1st All-Star Team ... Hit 2 HR, 6 RBI in NLCS vs PIT ... Hit 4th grand slam in NLCS history in Game 2 ... Had 1 steal in NLCS and 2 in the World Series vs TOR (none caught), giving him 11 straight thefts, all-time post-season record ... 1993: Finished 5th in NL MVP voting ... Reached career highs and ranked 3rd in NL in homers (36), 5th in RBI (117) ... Ranked 3rd in NL in runs (113) and total bases (309) and tied for 7th in extra-base hits (67) ... Stole 26 bases, 4th straight season with 25+ steals ... Hit 2 HR in a game, 3 times: 5/27 at CIN, 6/12 vs CIN and 7/5 vs FLA ... Hit safely in 12 straight, 7/23-8/4321 (17-53), 4 HR, 12 RBI ... Tied career-high 6 RBI, 9/11 at SD ... Hit 1st regular season grand slam, 9/14 vs CIN ... Had 3 RBI in NLCS vs PHI and 3 doubles, including NLCS record-tying 2 in Game 2 ... 1994: Missed entire season with multiple compound fracture of right leg suffered in dirt bike accident, 2/3 ... Released by ATL in spring training ... Signed by CIN, 6/21 ... 1995: Finished 9th in NL in home runs (29), 6th in walks (74) and 7th in slugging % (.554) which increased career mark to .476 ... Finished season with 67 straight errorless games in left field (110 chances) ... Won 2 games vs ATL with extra-inning homers, 5/12 in 11th (solo) and 5/14 in 10th (2-run) ... Drove in 5 runs, pushing career total past 500, and tied career high with 4 hits, 5/20 vs COL ... Hit extra-inning game-winning solo homer in 10th, 5/22 vs HOU ... Hit 2 HR, 6/9 at HOU ... Hit 4th extra-inning game-winning HR, 6/11 at HOU, ML record and 5th game-winning hit in extra innings ... Hit 2 HR with 4 RBI, 6/12 at COL ... NL All-Star for 2nd time in career ... Hit 2nd career grand slam, 8/20 vs HOU ... Hit 2-run HR in 3rd inning to start 10-1 rout in final game of NL Division Series sweep vs LA ... Had 2 infield singles in Game 1 of NLCS vs ATL ... Signed by STL as a free agent, 12/23 ... 1996: Hit 30 homers for STL, most by Cardinal left fielder since Stan Musial hit 32 in 1951 and most by any Cardinal since Jack Clark's 35 in 1987 ... His 30-HR season was 16th in Cardinals history ... Had only pinch-hit of season, 5/8 vs SF, a grand slam ... On DL with strained right hamstring, 5/11-6/14 ... Reached base in season-high 19 straight games, 7/1-23 ... Had 11th career multi-homer game, 7/12 at CHI, hitting 2 of club's record-tying 7 HR ... Hit 2nd grand slam of season, 8/2 at NYM ... Hit 200th career home run, 8/15 vs LA ... Had season-high 4 walks, 9/19 vs CHI ... Suffered torn left rotator cuff, 8/30 vs COL, sliding into home plate ... Hit .357 (10-35) in post-season and led club with .600 slugging %, 3 HR and 8 RBI in 10 games ... Stole 2 bases, 10/1 vs SD in Division Series opener ... Hit 3-run double to put STL ahead in Game 2, 10/3 ... Homered to start rally in 6th inning of Game 3 win and scored winning run ... Had 3 hits in Game 2 of NLCS vs ATL, 10/10, making 26th career NLCS outfield appearance to break Andy Van Slyke's record (raised mark to 31) ... Became 2nd Cardinal to homer twice in post-season game (Willie McGee, 1982 World Series), knocking in all 3 runs in Game 3 win in NLCS, 10/12 ... Scored 17th career NLCS run on 2nd HR, tying Pete Rose's record ... 1997: Hit 12 homers with 40 RBI prior to the All-Star break, but only 5 homers and 22 RBI after ... Hit 2nd career inside-the-park homer, 4/20 vs SD at Aloha Stadium; 1st inside-the-park homer by a Cardinal since 1986 ... Tied career-high 4 hits, 5/24 at SF and 8/19 at MTL ... Hit 2 homers, 9/2 vs CWS ... 1998: Finished 3rd on team with 26 homers; 6th career 20-homer season ... Hit .375 (6-16) in the pinch and tied for team lead with 2 pinch-homers (4/17 vs PHI, 3-run and 8/15 vs PIT, solo) ... Homered in 3 straight games at MTL, 4/21-23 ... Hit 5 homers in 9 starts from 5/11-21, including 3 straight games at PHI, 5/19-21 ... Homered in 4 straight games (7/11-14) and in 6 of 7 games, 6/18-7/14 (6 HR, 14 RBI) ... On DL with a strained right hamstring, 8/21-7/10 ... Hit 2-run HR to tie game in 1st game back, 7/11 vs HOU ... Hit 20th HR, 8/21 at NYM, marking 1st time in STL history the Cardinals had 4 players with 20 or more homers (McGwire, Lankford, Jordan) ... Had 8th career 2-HR game, 9/20 at MIL with a season-high 4 RBI.

PERSONAL: Ronald Edwin Gant ... Married Heather Campbell; one son, Ryan Edwin (4/1/95), one daughter, Alexis (7/31/98) ... 1983 graduate of Victoria High School (TX), where he played baseball and football ... Named baseball team MVP as a senior ... Played Little League ... Hobbies: Golf, fishing and weightlifting.

RON GANT'S CAREER RECORD

YEAR	CLUB	AVG	G	AB	R	H	2B	3B	HR	RBI	SH	SF	HP	BB	SO	SB	CS	E
1983	Braves, GCL	.233	56	193	32	45	2	2	1	14	0	1	0	41	34	4	6	22
1984	Anderson	.237	105	359	44	85	14	6	3	38	0	6	1	29	65	13	5	31
1985	Sumter	.256	102	305	46	78	14	4	7	37	1	0	2	33	59	19	10	10
1986	Durham	.277	137	512	*108	142	31	10	*26	*102	2	6	3	78	85	35	9	26
1987	Greenville	.247	140	527	78	130	27	3	14	82	3	7	2	59	91	24	4	21
	ATLANTA	.265	21	83	9	22	4	0	2	9	1	1	0	1	11	4	2	3
1988	Richmond	.311	12	45	3	14	2	2	0	4	0	1	0	2	10	1	1	5
	ATLANTA	.259	146	563	85	146	28	8	19	60	2	4	3	46	118	19	10	31
1989	ATLANTA	.177	75	260	26	46	8	3	9	25	2	2	1	20	63	9	6	17
	Sumter	.385	12	39	13	15	4	1	1	5	0	0	0	11	3	4	2	2
	Richmond	.262	63	225	42	59	13	2	11	27	0	1	0	29	42	7	2	5
1990	ATLANTA	.303	152	575	107	174	34	3	32	84	1	4	1	50	86	33	16	8
1991	ATLANTA	.251	154	561	101	141	35	3	32	105	0	5	5	71	104	34	15	6
1992	ATLANTA	.259	153	544	74	141	22	6	17	80	0	6	7	45	101	32	10	4
1993	ATLANTA	.274	157	606	113	166	27	4	36	117	0	7	2	67	117	26	9	11
1994	Injured - Did Not Play																	
1995	CINCINNATI	.276	119	410	79	113	19	4	29	88	1	5	3	74	108	23	8	3
1996	ST. LOUIS	.246	122	419	74	103	14	2	30	82	1	4	3	73	98	13	4	5
1997	ST. LOUIS	.229	139	502	68	115	21	4	17	62	0	1	1	58	162	14	6	6
1998	ST. LOUIS	.240	121	383	60	92	17	1	26	67	0	2	2	51	92	8	0	5
1999	PHILLIES	.260	138	516	107	134	27	5	17	77	0	3	1	85	112	13	3	2
ML	TOTALS	.257	1497	5422	903	1393	256	43	266	856	8	44	29	641	1172	228	89	101

* League Leader

(continued on the next page)

(Gant continued)

DIVISION SERIES RECORD

YEAR	CLUB, OPP	AVG	G	AB	R	H	2B	3B	HR	RBI	SH	SF	HP	BB	SO	SB	CS	E
1995	CIN, LA	.231	3	13	3	3	0	0	1	2	0	0	0	0	3	0	0	0
1996	STL, SD	.400	3	10	3	4	1	0	1	4	0	0	1	2	0	2	0	0
DS	TOTALS	.304	6	23	6	7	1	0	2	6	0	0	1	2	3	2	0	0

LEAGUE CHAMPIONSHIP SERIES RECORD

YEAR	CLUB, OPP	AVG	G	AB	R	H	2B	3B	HR	RBI	SH	SF	HP	BB	SO	SB	CS	E
1991	ATL, PIT	.259	7	27	4	7	1	0	1	3	0	1	1	2	4	#7	0	0
1992	ATL, PIT	.182	7	22	5	4	0	0	2	6	1	1	0	4	4	1	0	0
1993	ATL, PHI	.185	6	27	4	5	3	0	0	3	0	0	0	2	9	0	1	1
1995	CIN, ATL	.188	4	16	1	3	0	0	0	1	0	0	1	0	3	0	0	0
1996	STL, ATL	.240	7	25	3	6	1	0	2	4	0	0	0	2	6	0	0	0
LCS	TOTALS	.214	31	117	17	25	5	0	5	17	1	2	2	10	26	8	1	1

Tied NLCS single-series record

WORLD SERIES RECORD

YEAR	CLUB, OPP	AVG	G	AB	R	H	2B	3B	HR	RBI	SH	SF	HP	BB	SO	SB	CS	E
1991	ATL, MIN	.267	7	30	3	8	0	1	0	4	0	0	0	2	3	1	0	0
1992	ATL, TOR	.125	4	8	2	1	1	0	0	0	0	0	0	1	2	2	0	0
WS	TOTALS	.237	11	38	5	9	1	1	0	4	0	0	0	3	5	3	0	0

ALL-STAR GAME RECORD

YEAR	CLUB, SITE	AVG	G	AB	R	H	2B	3B	HR	RBI	SH	SF	HP	BB	SO	SB	CS	E
1992	NL, SD	.000	1	2	0	0	0	0	0	0	0	0	0	0	0	0	0	0
1995	NL, TEX	.000	1	2	0	0	0	0	0	0	0	0	0	0	1	0	0	0
ASG	TOTALS	.000	2	4	0	0	0	0	0	0	0	0	0	0	1	0	0	0

GANT'S CAREER TRANSACTIONS

- Selected by Atlanta Braves in 4th round of June, 1983 draft.
- Released by Atlanta Braves, March 15, 1994.
- Signed by Cincinnati Reds as a free agent, June 21, 1994.
- On disabled list with a multiple compound fracture of the right leg, June 21, 1994 through remainder of season.
- Signed by St. Louis Cardinals as a free agent, December 23, 1995.
- On disabled list with strained right hamstring, May 11-June 14, 1996.
- Traded to Philadelphia with Jeff Brantley (rhp) and Cliff Politte (rhp), November 19, 1998, for Ricky Bottalico (rhp) and Garrett Stephenson (rhp).

GANT'S CAREER STATS BY BALLPARK

	AVG	AB	H	HR	RBI		AVG	AB	H	HR	RBI
Bank One	.231	13	3	1	1	Dodger	.242	240	58	6	25
Atlanta-Fulton	.272	1591	432	82	258	County	.309	55	17	4	16
Turner	.167	48	8	2	3	Olympic	.260	200	52	9	33
Wrigley	.206	194	40	6	21	Shea	.262	206	54	11	40
Cinergy	.247	413	102	25	70	Veterans	.260	430	112	17	66
Mile High	.333	30	10	3	9	Three Rivers	.234	192	45	4	25
Coors	.384	86	33	5	14	Busch	.246	847	208	50	140
Pro Player	.213	89	19	2	10	Aloha	.333	6	2	1	1
Astrodome	.266	282	75	13	45	Qualcomm	.251	215	54	10	34
						3Com	.233	240	56	13	33
Oriole Park	.417	12	5	0	1	Tropicana	.100	10	1	0	1
Fenway	.333	12	4	2	7	Comiskey (new)	.000	1	0	0	0
Kauffman	.300	10	3	0	3						

GANT'S CAREER FIELDING

	PCT	G	PO	A	E	TC	DP
2nd Base	.964	142	340	437	29	806	99
3rd Base	.899	75	44	142	21	207	14
Outfield	.979	1208	2366	50	51	2467	10

GANT'S CAREER BATTING BREAKDOWN

AVG	AB	1999				AVG	AB	Career		
		H	HR	RBI				H	HR	RBI
.294	17	5	2	3	Arizona	.257	35	9	3	5
.174	46	8	0	4	Atlanta	.224	196	44	12	30
.310	29	9	1	7	Chicago	.239	368	88	14	53
.208	24	5	2	3	Cincinnati	.238	466	111	32	72
.286	28	8	2	2	Colorado	.337	199	67	11	43
.114	35	4	0	3	Florida	.189	185	35	8	26
.200	20	4	0	1	Houston	.272	534	145	28	94
.280	25	7	0	0	Los Angeles	.230	461	106	14	48
.333	39	13	1	9	Milwaukee	.316	79	25	5	18
.242	33	8	1	4	Montreal	.246	403	99	16	57
.286	42	12	2	8	New York	.269	413	111	17	75
—	—	—	—	—	Philadelphia	.271	354	96	21	60
.222	18	4	0	3	Pittsburgh	.229	358	82	17	51
.265	34	9	3	9	St. Louis	.288	316	91	16	51
.333	33	11	1	4	San Diego	.275	451	124	21	64
.276	29	8	0	3	San Francisco	.266	507	135	27	90
.368	19	7	0	2	Baltimore	.368	19	7	0	2
.333	12	4	2	7	Boston	.333	12	4	2	7
—	—	—	—	—	Chicago	.182	11	2	2	2
—	—	—	—	—	Cleveland	.000	4	0	0	0
—	—	—	—	—	Kansas City	.300	10	3	0	3
—	—	—	—	—	Minnesota	.125	8	1	0	0
.182	11	2	0	0	New York	.182	11	2	0	0
.100	10	1	0	1	Tampa Bay	.100	10	1	0	1
.417	12	5	0	4	Toronto	.417	12	5	0	4
.132	68	9	2	4	Mar/April	.201	678	136	28	95
.306	85	26	5	14	May	.262	949	249	56	172
.306	98	30	2	15	June	.276	899	248	46	135
.247	93	23	2	18	July	.257	920	236	46	145
.247	89	22	5	15	August	.254	948	241	46	154
.289	83	24	1	11	Sept/Oct	.275	1028	283	44	155
.255	235	60	6	33	Home	.259	2634	683	136	431
.263	281	74	11	44	Road	.255	2788	710	130	425
.236	144	34	5	20	Day	.229	1438	329	61	211
.269	372	100	12	57	Night	.267	3984	1064	205	645
.262	221	58	9	33	Grass	.255	3732	953	189	591
.258	295	76	8	44	Turf	.260	1690	440	77	265
.260	281	73	9	38	Pre-ASG	.252	2805	708	142	443
.260	235	61	8	39	Post-ASG	.262	2617	685	124	413
.300	130	39	5	22	vs LHP	.261	1525	398	73	252
.246	386	95	12	55	vs RHP	.255	3897	995	193	604
.311	122	38	4	60	ISP	.264	1411	373	59	583
.231	13	3	0	14	RISP (loaded)	.328	116	38	4	113
.000	1	0	0	0	Pinch-hitting	.194	72	14	3	18
.444	9	4	0	1	DH	.308	13	4	0	1

GANT'S GAME HIGHS

HITS: 4, 12 times, last: 6/4/99 at BAL ... **RUNS:** 4, 4 times, last: 7/21/93 vs STL ... **DOUBLES:** 2, 11 times, last: 9/13/99 at HOU ... **TRIPLES:** 2, 6/17/88 vs HOU ... **HOME RUNS:** 2, 9 times, last: 8/9/99 vs STL ... **RBI:** 6, 7/5/90 vs NYM; 9/11/93 at SD ... **STOLEN BASES:** 3, 5/2/90 at MTL; 6/7/92 at SD ... **HITTING STREAK:** 13 games, 1990 ... **GRAND SLAMS:** 1, 4 times, last: 8/2/96 at NYM ... **PINCH-HR:** 3 times, last: 8/15/98 vs PIT ... **PINCH-GRAND SLAMS:** 5/8/96 vs SF ... **INSIDE-THE-PARK HR:** 1, 3 times, 7/20/91 at STL; 4/20/97 vs SD (at Aloha Stadium); 4/28/99 vs CIN.



#6 DOUG GLANVILLE CF

B-T: R-R

HT: 6-2; WT: 172

AGE: 29, turns 30 on August 25

BORN: August 25, 1970, Hackensack, NJ

RESIDES: Teaneck, NJ

ML SERVICE: 3 years, 75 days

HOW OBTAINED: Acquired from Chicago Cubs for Mickey Morandini, 12/23/97.

CONTRACT STATUS: Signed a three-year contract, 10/28/98, taking him through the 2001 season.

1999 SEASON: Reached career highs in average, hits, HR, 2B, RBI & SB ... Finished 2nd in NL in hits (204), 3rd in multi-hit games (62), tied for 7th in batting (.325) and tied for 3rd in AB (628) ... Became 1st Phillie to reach 200 hits since Pete Rose (208) in 1979 and 1st RH Phillie since Dave Cash's NL-leading 213 in 1975; was 1st Phils outfielder with 200 hits since Rich Ashburn's NL-best 215 in 1958 ... 73 RBI were tied for 1st among NL leadoff hitters with HOU's Craig Biggio ... Scored 101 runs, becoming 1st Phillie with back-to-back 100-run seasons since Dave Hollins (1992-93) and 1st Phils OF since Rich Ashburn (1953-54) ... Had majors' top stolen base % (94%) with a career-high 34 SB in 36 attempts ... Had GW RBI in 9th inn of 2-1 win, 4/17 vs FLA and in 10th inn of 1-0 win, 4/27 vs CIN ... Had career-high 4 RBI, 3 times: 4/28 vs CHI, 7/2 vs CHI, 7/29 vs FLA ... Hit 2 leadoff HR: 5/2 vs LA and 7/15 at BOS (has 3 in career) ... Tied for team-longest with runs scored in 7 straight, 5/4-12 ... Had 10 RBI in 6-game span, 6/4-9 ... Had two 4-hit games: 6/4 at BAL and 7/17 at BOS ... Hit safely in 17 of 18 games, 6/29-7/21, .437 (38-87) ... Hit .330 (94-285) after the All-Star break ... Had career-high 5 hits, 9/15 at HOU ... Led club and was tied for 6th in NL with 13 OF assists and 3rd with 406 total chances.

CAREER: Nine-year pro ... **1991:** Cubs 1st round pick (12th overall) in June draft ... Began pro career at Geneva (A) ... Had fast start, hitting .439 in his first 10 games ... Had 5 hits, 8/1 at Watertown ... Hit .303 for the season in 36 games with 17 steals ... **1992:** Appeared in 120 games at Winston-Salem (A) ... Led Carolina League outfielders in putouts (239) and total chances (312) ... **1993:** Began season at Daytona (A), where he hit .293 in 61 games with 18 SB ... Promoted to Orlando (AA), 6/17, where he appeared in 73 games, hitting 9 HR ... Combined totals for the season were: .277, 89 R, 11 HR, 61 RBI, 33 SB ... **1994:** Spent season at Daytona ... Was 5th-toughest to fan in Southern League, once every 10.8 plate app. (49 SO, 529 PA) ... Led league outfielders in chances (339) and putouts (322) ... Committed just 3 errors for a .991 fielding % ... **1995:** Promoted to Iowa (AAA), where he spent entire season ... Played 51 games in RF, 47 in CF and 3 in LF ... Had .982 fielding % (4 errors, 221 chances) ... **1996:** Began season at Iowa ... Had 21-game hit streak, 5/9-31, hitting .330 (29-88) ... Recalled by Cubs, 6/9 ... Made ML debut, 6/9 vs MTL, starting in left field (0-4) ... Collected first 2 ML hits, 6/10 at PHI (Terry Mulholland) ... Appeared in 28 games before being optioned back to Iowa, 7/27308 final avg ranked 6th in American Association ... Struck out just 35 times, averaging 1 SO per 11.3 plate app, 4th-lowest ratio in league ... Ended Iowa season with 17-game hit streak (.338, 23-68) ... Recalled by Cubs, 9/3 ... Hit 1st ML HR, 9/11 vs MTL (Jeff Fassero) ... Was 6-for-19 (.316) as a pinch-hitter ... Appeared in 21 games after September recall ... For the season, appeared in 19 games in LF, 9 in CF and 8 in RF ... **1997:** Hit .300 in 1st full season in majors ... 1st Cubs right-handed batter to hit .300 since Ryne Sandberg in '93 (.309) ... NL's 5th-toughest batter to fan, 46 SO in 510 plate app (1 per 11.1 PA)359 (14-39) clip with 0-2 count was 2nd in NL behind Tony Gwynn (.400); .277 (52-188) avg with 2 strikes was 4th-best in NL ... Led club with 25 infield hits (had 4 bunt singles) ... Made 57 starts as leadoff batter, hitting .316 (77-244) with 40 runs (2nd-best avg in NL among leadoff hitters) ... Hit 1st career leadoff HR, 5/25 at CIN (Pete Schourek) ... Had 6 straight multi-hit games, 6/28-7/3, hitting .538 (14-26), 1 HR, 7 R ... Had 10-game hit streak, 7/11-20 (.341, 14-41) ... Collected career-high 3 RBI, 4/26 vs PIT ... 12 assists was tied for 5th in NL ... Made 79 starts in LF, 25 in CF ... **1998:** 1st season as a Phillie ... Led NL in at bats (678); 1st Phillie to lead NL since Juan Samuel (655) in 1987 and most at bats by a Phillie since Samuel led the majors with a club-record 701 in 1984 ... Led club and was 10th in NL in hits (189) and 9th in multi-hit games (57) ... 189 hits were the most by a RH Phillie since Juan Samuel's 191 in 1984 ... 14 OF assists was tied for 5th in NL995 fielding % ranked 5th among NL outfielders (had just 2 errors in 158 games and 376 total chances); 3rd in NL in both putouts (360) and total chances ... Had 4 hit streaks of 14 or more games ... Career-best 18-game streak, 5/1-20, was tied for 3rd-longest in NL355 (27-76) ... From 4/13-5/20, hit safely in 32 of 33 games (.357) and from 4/13-6/17, hit safely in 54 of 58 games (.364) ... Hit .403 (31-76) during 17-game hit streak, 6/30-6/17 ... Had 1st career 2-HR game, 6/6 at TOR.

PERSONAL: Douglas Metunwa (Doug) Glanville ... Single ... 1988 graduate of Teaneck (NJ) High School, where he was All-State and twice All-County in baseball ... 1992 graduate of the University of Pennsylvania with bachelor's degree in Science and Engineering; was 1991 GTE Academic All-America and a *Baseball America* 2nd-team pre-season All-America selection ... Hobbies: Reading, music.

GLANVILLE'S CAREER TRANSACTIONS

—Selected by Chicago Cubs in 1st round (12th pick overall) of June, 1991 draft.

—Traded to Philadelphia, December 23, 1997, for Mickey Morandini (2b).

DOUG GLANVILLE'S CAREER RECORD

YEAR	CLUB	AVG	G	AB	R	H	2B	3B	HR	RBI	SH	SF	HP	BB	SO	SB	CS	E
1991	Geneva	.303	36	152	29	46	8	0	2	12	3	1	1	11	25	17	3	0
1992	Winston-Salem	.258	120	485	72	125	18	4	4	36	9	2	4	40	78	32	9	7
1993	Daytona	.293	61	239	47	70	10	1	2	21	4	0	3	28	24	18	15	7
	Orlando	.264	73	296	42	78	14	4	9	40	6	5	2	12	41	15	7	5
1994	Orlando	.263	130	483	53	127	22	2	5	52	10	7	5	24	49	26	20	3
1995	Iowa	.270	112	419	48	113	16	2	4	37	7	4	3	16	64	13	9	4
1996	Iowa	.308	90	373	53	115	23	3	3	34	7	3	2	12	35	15	10	3
	CHICAGO (NL)	.241	49	83	10	20	5	1	1	10	2	1	0	3	11	2	0	1
1997	CHICAGO (NL)	.300	146	474	79	142	22	5	4	35	9	2	1	24	46	19	11	3
1998	PHILLIES	.279	158	*678	106	189	28	7	8	49	5	4	6	42	89	23	6	2
1999	PHILLIES	.325	150	628	101	204	38	6	11	73	5	5	6	48	82	34	2	8
ML	TOTALS	.298	503	1863	296	555	93	19	24	167	21	12	13	117	228	78	19	14

* League Leader

GLANVILLE'S CAREER BATTING BREAKDOWN

1999					Career					
AVG	AB	H	HR	RBI		AVG	AB	H	HR	RBI
.303	33	10	0	0	Arizona	.290	69	20	0	3
.245	53	13	0	2	Atlanta	.234	124	29	0	4
.455	33	15	2	10	Chicago	.394	71	28	2	12
.306	36	11	1	6	Cincinnati	.273	128	35	3	15
.355	31	11	1	5	Colorado	.333	87	29	2	10
.367	49	18	1	10	Florida	.291	134	39	1	17
.333	27	9	1	2	Houston	.287	101	29	1	4
.313	32	10	1	3	Los Angeles	.315	111	35	2	7
.353	34	12	1	2	Milwaukee	.295	78	23	1	5
.213	47	10	0	4	Montreal	.252	135	34	1	10
.354	48	17	0	5	New York	.299	137	41	1	13
—	—	—	—	—	Philadelphia	.273	44	12	0	1
.241	29	7	0	3	Pittsburgh	.308	117	36	1	15
.382	34	13	1	5	St. Louis	.333	117	39	3	15
.261	23	6	1	4	San Diego	.264	106	28	1	11
.182	33	6	0	0	San Francisco	.229	109	25	0	3
.414	29	12	0	5	Baltimore	.409	44	18	0	5
.600	15	9	1	2	Boston	.364	33	12	1	2
—	—	—	—	—	Chicago	.000	4	0	0	0
—	—	—	—	—	Cleveland	.500	10	5	1	2
—	—	—	—	—	Kansas City	.583	12	7	1	2
—	—	—	—	—	Minnesota	.400	10	4	0	1
.462	13	6	0	5	New York	.269	26	7	0	5
.375	16	6	0	0	Tampa Bay	.333	27	9	0	1
.231	13	3	0	0	Toronto	.379	29	11	2	4
.299	87	26	1	12	Mar/April	.291	237	69	4	30
.307	101	31	3	13	May	.316	294	93	5	26
.327	113	37	1	15	June	.307	323	99	3	29
.358	120	43	3	17	July	.327	361	118	5	38
.341	88	30	0	5	August	.287	321	92	3	19
.311	119	37	3	11	Sept/Oct	.257	327	84	4	25
.286	304	87	5	39	Home	.299	922	276	11	91
.361	324	117	6	34	Road	.296	941	279	13	76
.315	184	58	6	23	Day	.307	711	218	16	67
.329	444	146	5	50	Night	.293	1152	337	8	100
.373	244	91	5	28	Grass	.301	936	282	11	75
.294	384	113	6	45	Turf	.294	927	273	13	92
.321	343	110	6	48	Pre-ASG	.311	946	294	14	96
.330	285	94	5	25	Post-ASG	.285	917	261	10	71
.250	140	35	2	11	vs LHP	.265	506	134	8	45
.346	488	169	9	62	vs RHP	.310	1357	421	16	122
.338	130	44	4	62	RISP	.294	384	113	5	137
.308	13	4	0	10	RISP (loaded)	.379	29	11	0	25
.000	1	0	0	0	Pinch-hitting	.276	29	8	0	5

(continued on the next page)

GLANVILLE'S CAREER STATS BY BALLPARK

	AVG	AB	H	HR	RBI		AVG	AB	H	HR	RBI
Bank One	.306	36	11	0	2	County	.250	52	13	1	3
Turner	.200	65	13	0	2	Olympic	.238	63	15	0	7
Wrigley	.309	327	101	3	28	Shea	.348	69	24	0	8
Cinergy	.257	74	19	1	7	Veterans	.296	659	195	8	64
Coors	.340	47	16	2	7	Three Rivers	.345	58	20	1	8
Pro Player	.268	56	15	0	3	Busch	.412	51	21	2	7
Astrodome	.244	41	10	1	2	Qualcomm	.279	61	17	1	5
Dodger	.294	51	15	0	0	3Com	.226	53	12	0	1
Oriole Park	.500	16	8	0	5	Yankee	.077	13	1	0	0
Fenway	.400	25	10	1	2	Tropicana	.375	16	6	0	0
Comiskey (new)	.000	4	0	0	0	SkyDome	.500	18	8	2	4
Jacobs	.500	10	5	1	2						

GLANVILLE'S CAREER FIELDING

	PCT	G	PO	A	E	TC	DP
Outfield	.987	479	1027	40	14	1081	9

GLANVILLE'S GAME HIGHS

HITS: 5, 9/15/99 at HOU ... **RUNS:** 3, 9 times, last: 9/15/99 at HOU ... **DOUBLES:** 2, 8 times, last: 10/1/99 vs MTL ... **TRIPLES:** 1 ... **HOME RUNS:** 2, 6/6/98 at TOR ... **RBI:** 4, 3 times, last: 7/29/99 vs FLA ... **STOLEN BASES:** 2, 5/7/99 at COL; 5/29/99 vs COL ... **HITTING STREAK:** 18 games, 5/1-20/98 ... **INSIDE-THE-PARK HR:** None ... **GRAND SLAMS:** None ... **PINCH-HR:** None.

**#61 WAYNE GOMES RHP****B-T:** R-R**HT:** 6-2; **WT:** 227**AGE:** 27**BORN:** January 15, 1973, Hampton, VA**RESIDES:** Cherry Hill, NJ**ML SERVICE:** 2 years, 108 days**HOW OBTAINED:** Phillies 1st round pick (4th overall) in June, 1993 draft.

1999 SEASON: Began season as set-up man for Jeff Brantley ... Earned opportunities to save when Brantley was lost for the year ... Despite not starting season as closer, led club with 19 saves, although total was lowest to lead club since Kent Tekulve's 14 in 1985 ... Also led club and finished tied for 8th in NL with a career-high 73 games; 7th with 58 games finished ... Blew 1st save opportunity, 4/17 vs FLA, but picked up 2-1 win ... Earned 1st save (and just 2nd of career), 4/24 at MTL ... Earned a save in 6 straight appearances, 6/16-25 ... Converted 12 straight save opportunities, 4/24-7/6 ... Had a career-high 8.1 scoreless inning streak, 5/16-31 ... Earned last save, 9/25 vs NYM, 1st save in over a month (14 appearances) ... Struck out season-high 4 in last appearance, 10/1 vs MTL ... Held opponents to a .186 average with runners in scoring position ... Allowed just 5 of 26 inherited runners to score.

CAREER: Seven-year pro ... **1993:** Phillies 1st pick (4th overall) in June draft ... Joined Batavia (A) for 5 games, 8/16, 1-0, 1.23 ERA ... Promoted to Clearwater (A) where he saved 4 games in 9 appearances, 1.17 ERA ... **1994:** Named Phillies' 4th-best prospect by *Baseball America* ... First experience as a starter ... Was tied for 2nd in Florida State League in walks (82) and 4th among starters in SO per 9 IP (8.91) ... Struck out a career-high 102 in 23 games (22 starts) ... On DL, 5/12-28 and 5/28-6/23 with a right groin strain ... Threw 1st career CG shutout in final start, 9/3 vs Lakeland, a 4-hitter ... **1995:** Named Phillies' 2nd-best prospect by *Baseball America* ... First season at Reading (AA) ... Placed on DL, 5/12 with strained abductor muscle; activated, 5/23 ... Returned to DL, 5/29-6/23 ... Eastern League Pitcher of the Week, 7/3-9 ... Struck out a season-high 10, 7/4 vs Harrisburg and 7/20 at Trenton ... Ranked 3rd among EL starters in strikeouts per 9 IP (8.77) ... Pitched for Tempe in the Arizona Fall League, 0-2, 5.97 ERA in 12 games, 7 starts ... **1996:** Named Phillies' 8th-best prospect by *Baseball America* ... 2nd season at Reading, returned to relief role ... Appeared in Eastern League-leading 67 games, 2nd among all minor leaguers and 1st among all double-A relievers ... Among double-A relievers, led with 11.05 SO per 9 IP ratio, was 4th with .222 opponents average ... His 24 saves tied Toby Borland's 1991 record and ranked 3rd in EL; also ranked 3rd in Rolaids Relief points ... Phillies minor league Co-Pitcher of the Week, 6/3-9 ... EL managers named him as pitcher with best breaking ball ... **1997:** Began season with Scranton (AAA) ... Earned 1st triple-A win, 4/5 vs Richmond (3.0 IP, season-high 6 SO) ... Picked up 1st triple-A save, 4/22 vs Ottawa ... Earned saves in 3 straight appearances, 6/6-11, prior to recall to Phillies, 6/13 ... Earned 1st ML win in ML debut, 6/13 vs TOR (1.0 IP, 1 H), Phils' 1st inter-league game ... Led Phillies bullpen with 5 wins ... Threw career-best 3.0 innings, 6/22 vs ATL ... **1998:** Finished 2nd among NL relievers with a career-high 9 wins, behind only SD's Dan Miceli (10) ... His 71 appearances ranked 10th in the NL ... One of a record 3 Phillies to pitch in at least 65 games (Leiter and Spradlin) ... Tied his career high with 3.0 innings pitched, 4/24 vs STL and 5/25 at MTL ... After stranding first 9 inherited runners, allowed one to score on 6/10 vs BAL; allowed just 5 of 21 total inherited runners to score ... Struck out a career-high 6, 7/31 vs SF (2.0 IP) ... Earned 1st save of ML career, 8/21 vs ARI (1.1 IP, 1 BB, 1 SO).

PERSONAL: Wayne M. Gomes... Married Melissa Gilbert (11/7/97) ... 1990 graduate of Pheobus High School (Hampton, VA), where he was an All-Peninsula selection ... 1995 graduate of Old Dominion University where he is the all-time leader with 16 saves; struck out 55 in just 26.2 innings in 1993 ... Selected to 1st-team All-Colonial Athletic Association ... In 1992, named by *Baseball America* as top pitching prospect from Cape Cod League, where he was named to All-Star team ... Was 1st-team Freshman All-American selection by *Collegiate Baseball Magazine* in 1991 ... Hobbies: Listening to music, dancing, cleaning cars.

WAYNE GOMES' CAREER RECORD

YEAR	CLUB	W-L	ERA	G	GS	CG	SHO	SV	IP	H	R	ER	HR	HB	BB	SO	WP	BK
1993	Batavia	1-0	1.23	5	0	0	0	0	7.1	1	1	1	0	0	8	11	0	1
	Clearwater	0-0	1.17	9	0	0	0	4	7.2	4	1	1	0	0	9	13	2	0
1994	Clearwater	6-8	4.74	23	21	1	1	0	104.1	85	63	55	5	3	82	102	27	4
1995	Reading	7-4	3.96	22	22	1	1	0	104.2	89	54	46	8	1	70	102	6	6
1996	Reading	0-4	4.48	*67	0	0	0	24	64.1	53	35	32	7	1	48	79	14	0
1997	Scranton	3-1	2.37	26	0	0	0	7	38.0	31	11	10	2	0	24	36	2	0
	PHILLIES	5-1	5.27	37	0	0	0	0	42.2	45	26	25	4	1	24	24	2	0
1998	PHILLIES	9-6	4.24	71	0	0	0	1	93.1	94	48	44	9	3	35	86	6	0
1999	PHILLIES	5-5	4.26	73	0	0	0	19	74.0	70	38	35	5	2	56	58	3	1
ML	TOTALS	19-12	4.46	181	0	0	0	20	210.0	209	112	104	18	6	115	168	11	1

* League Leader

GOMES' CAREER TRANSACTIONS

—Selected by Philadelphia in 1st round (4th overall pick) of June, 1993 draft.

MAJOR LEAGUE HITTING TOTALS

	AVG	AB	R	H	2B	3B	HR	RBI	SH	SF	HP	BB	SO	SB	CS	E
1999	.000	1	0	0	0	0	0	0	0	0	0	0	1	0	0	0
Career	.000	5	0	0	0	0	0	0	0	0	0	1	4	0	0	1

GOMES' CAREER PITCHING BREAKDOWN

1999						Career				
W-L-S	ERA	G	IP	ER		W-L-S	ERA	G	IP	ER
1-0-0	0.00	3	4.0	0	Arizona	1-0-1	8.59	7	7.1	7
0-0-2	3.00	7	6.0	2	Atlanta	0-0-2	2.70	15	16.2	5
0-0-1	0.00	3	1.2	0	Chicago	1-0-1	1.69	10	10.2	2
0-0-0	11.57	3	2.1	3	Cincinnati	0-0-0	7.20	9	10.0	8
0-0-1	0.00	3	2.1	0	Colorado	0-1-1	4.91	7	7.1	4
1-0-1	3.60	5	5.0	2	Florida	3-0-1	6.97	17	20.2	16
1-1-0	9.00	3	4.0	4	Houston	2-2-0	7.36	9	11.0	9
1-1-1	13.50	5	4.2	7	Los Angeles	1-1-1	6.75	10	9.1	7
1-0-1	4.91	4	3.2	2	Milwaukee	3-1-1	3.09	10	11.2	4
0-0-2	2.89	7	9.1	3	Montreal	3-1-2	2.21	16	20.1	5
0-0-1	1.59	6	5.2	1	New York	0-0-1	2.19	12	12.1	3
0-0-2	4.91	3	3.2	2	Pittsburgh	0-0-2	5.40	6	6.2	4
0-1-2	5.79	5	4.2	3	St. Louis	0-2-2	3.95	10	13.2	6
0-0-2	0.00	4	3.2	0	San Diego	1-0-2	2.19	10	12.1	3
0-2-2	4.50	5	6.0	3	San Francisco	1-3-2	4.66	13	19.1	10
0-0-0	5.40	3	1.2	1	Baltimore	0-0-0	2.08	7	4.1	1
0-0-1	0.00	1	1.1	0	Boston	1-0-1	11.25	4	4.0	5
0-0-0	0.00	1	1.0	0	New York	0-0-0	3.86	2	2.1	1
0-0-0	3.86	1	2.1	1	Tampa Bay	0-1-0	4.15	3	4.1	2
0-0-0	9.00	1	1.0	1	Toronto	2-0-0	3.18	4	5.2	2
1-0-1	5.40	12	11.2	7	Mar/April	1-0-1	5.14	22	28.0	16
0-0-3	2.13	12	12.2	3	May	3-1-3	2.84	27	31.2	10
0-1-7	3.65	14	12.1	5	June	4-3-7	3.62	35	37.1	15
1-0-4	1.80	9	10.0	2	July	5-0-4	3.14	33	43.0	15
2-2-3	6.75	15	14.2	11	August	3-5-4	7.59	35	40.1	34
1-2-1	4.97	11	12.2	7	Sept/Oct.	3-3-1	4.25	29	29.2	14
4-3-10	3.86	37	39.2	17	Home	11-6-11	4.22	92	111.0	52
1-2-9	4.72	36	34.1	18	Road	8-6-9	4.73	89	99.0	52
0-1-5	3.09	24	23.1	8	Day	6-4-5	3.86	60	70.0	30
5-4-14	4.80	49	50.2	27	Night	13-8-15	4.76	121	140.0	74

(continued on the next page)

(Games continued)

GOMES' CAREER PITCHING BREAKDOWN (CONTINUED)

1999					Career					
W-L-S	ERA	G	IP	ER		W-L-S	ERA	G	IP	ER
0-2-8	4.15	27	21.2	10	Grass	4-5-8	4.81	66	67.1	36
5-3-11	4.30	46	52.1	25	Turf	15-7-12	4.29	115	142.2	68
2-1-12	3.63	42	39.2	16	Pre-ASG	10-4-12	3.57	94	108.1	43
3-4-7	4.98	31	34.1	19	Post-ASG	9-8-8	5.40	87	101.2	61
5-5-19	4.26	73	74.0	35	Reliever	19-12-20	4.46	181	210.0	104

GOMES' CAREER STATS BY BALLPARK

	W-L-S	ERA	G	IP	ER		W-L-S	ERA	G	IP	ER
Bank One	0-0-0	6.00	3	3.0	2	County	1-1-0	4.05	6	6.2	3
Turner	0-0-0	4.50	6	4.0	2	Olympic	2-0-1	2.25	9	12.0	3
Wrigley	1-0-1	2.84	6	6.1	2	Shea	0-0-0	0.00	5	5.1	0
Cinergy	0-0-0	3.86	4	4.2	2	Veterans	11-6-11	4.22	92	111.0	52
Coors	0-1-1	5.40	4	3.1	2	Three Rivers	0-0-0	6.00	3	3.0	2
Pro Player	0-0-1	9.00	10	11.0	11	Busch	0-1-1	4.91	3	3.2	2
Astrodome	1-1-0	9.00	5	7.0	7	Qualcomm	0-0-2	0.00	5	6.2	0
Dodger	0-0-1	0.00	4	2.2	0	3Com	1-2-0	6.48	6	8.1	6
Oriole Park	0-0-0	4.50	4	2.0	1	Yankee	0-0-0	6.75	1	1.1	1
Fenway	1-0-1	12.00	3	3.0	4	Tropicana	0-0-0	3.86	1	2.1	1
						SkyDome	1-0-0	3.38	1	2.2	

GOMES' CAREER FIELDING

POS	PCT	G	PO	A	E	TC	DP
Pitcher	.970	181	19	13	1	33	0

GOMES' GAME HIGHS

STRIKEOUTS: 6, 7/31/98 vs SF ... **LONGEST OUTING:** 3.0 inn, 3 times, last: 5/25/98 at MTL ... **WINNING STREAK:** 3 games, 8/27-9/28/97; 5/22-6/1/98, 7/4-7/24/98 ... **LOSING STREAK:** 3 games, 8/15-9/6/98 ... **SCORELESS STREAK:** 8.1 inn, 5/16-31/99.



#42 MIKE JACKSON RHP

B-T: R-R

HT: 6-2; WT: 225

AGE: 35, turns 36 on December 22

BORN: December 22, 1964, Houston, TX

RESIDES: Spring, TX

ML SERVICE: 13 years, 59 days

HOW OBTAINED: Signed by Phillies as a free agent, 12/1/99.

1999 SEASON: Indians closer for 2nd straight season ... Finished 4th in AL with 39 saves (in 43 chances), 3rd with 90.7 save ratio and tied for 7th with 72 games ... Ranked 7th among AL relievers with .177 (11-62) avg with runners in scoring position ... Saves a career-best 24 straight opportunities, 8/1/98-6/2/99 ... Earned career save #100, 4/11 at MIN ... 1st blown save came, 6/4 vs CHI ... Saved 13 straight, 7/26-9/11 ... Appeared in career game #800, 7/3 vs KC, to become one of 24 pitchers in history to appear in 800 games or more ... Ranks 20th among all pitchers and 4th among active pitchers with 835 career games, behind Jesse Orosco, John Franco and Paul Assenmacher ... Had career-best 24.2 scoreless inning streak, 8/2/98-4/17/99 ... Pitched in 2 games in Division Series vs BOS (2.0 IP, 1 ER).

CAREER: 16-year pro ... **1984:** Selected by Phillies in 2nd round of June draft, secondary phase ... Began pro career at Spärlanburg (A) ... Set a career-high with 7 wins ... **1985:** Split season between starting and relieving for Peninsula (A) ... Earned 1st pro save ... Threw a pro-high 125.1 innings ... **1986:** Began season at Reading (AA) ... Promoted to Portland (AAA), 7/4 ... Was unscored upon in first 7 outings ... Contract purchased by Phillies, 8/8 ... Made ML debut, 8/22 vs NYM in relief (1.0 IP, 0 H, 0 R) ... **1987:** Began season in Phillies bullpen ... Allowed just 1 run and struck out 17 in first 8 games (13.1 innings) ... Optioned to Maine (AAA), 5/1 ... Recalled, 5/8, after 2 starts ... Made 1st ML start, 5/12 vs HOU ... Earned 1st ML win, 6/7 vs MTL, throwing a career-high 8.2 innings; had no-hitter halted in top of 9th on Tim Lincecum's lead off double ... Struck out a career-high 7, 7/6 at CIN ... On DL, 8/6-22, with a strained right shoulder ... Lost final 4 decisions after returning from DL ... Traded to SEA, 12/9 ... **1988:** Led Mariners with 62 games ... Earned 1st AL win, 5/15 at BOS ... Threw a career-high (in relief) 4.2 innings, 4/20 at DET ... **1989:** Struck out a ML-high 94 ... Ranked 6th in AL with team-high 65 games ... **1990:** Led SEA with 63 games ... Was 3-3, 2.96 ERA at the break; 6.82 in 31 2nd-half games ... Underwent surgery to repair torn cartilage in right knee, 11/6 ... **1991:** Finished tied for 2nd in AL in games (72) ... Earned 1st win, 4/17 vs MIN, throwing season-high 3.2 innings ... Went 3-0, 0.95 ERA in May ... Moved into closer's role in June and was successful in first 9 chances ... Earned 13th save, 6/28 at TOR, then blew 4 straight

opportunities ... Finished season with 14 saves in 22 opportunities and a career-high 7 wins ... Traded to SF, 12/11 ... **1992:** Led Giants with 67 games ... Pitched in career inning #500, 4/29 vs STL ... Allowed 14 runs in final 13 games to raise ERA to 3.73 ... **1993:** Led NL with SF club-record 81 games, 6th straight season to lead club and 7th straight to pitch in 55 or more games ... Also led NL with 34 holds, as set-up man for Rod Beck ... Giants went 92-5 when leading after 7.0 innings ... From 4/22-6/27, allowed just 3 ER in 33.1 innings (33 games) ... On DL, 7/24-8/9 with a sprained right knee ... Finished season with 9.2 scoreless innings (11 games) ... Held opponents to a .204 average, right-handers .171 (27-158) ... **1994:** Bothered all season with tendinitis in right elbow ... Had a 1.13 ERA before 1st DL stint, 6/17-7/2 ... Threw just 2.2 innings before returning to DL for remainder of season, 7/6 ... Walked just 11 in 42.1 innings with 51 strikeouts ... **1995:** Signed by CIN as a free agent, 4/8 ... Began season on DL with tendinitis in right shoulder ... Made 3 rehab appearances (2 starts) for Chattanooga, 5/21-30 and 2 (1 start) for Indianapolis, 5/30-6/5 ... Activated, 6/5 ... Retired all 4 batters faced, 6/18 vs MTL to pick up 1st win ... Earned 1st save, 7/7 vs LA ... Missed 13 games with a strained rib cage muscle, 8/25-9/6 ... Did not allow a run in 3 games in Division Series vs LA ... Touched up for 6 runs in 2.1 innings (3 games) in the NLCS vs ATL ... **1996:** Signed by SEA as a free agent, 2/2 ... Ranked 5th in AL with club-leading 73 games ... Finished season as SEA's all-time leader in games (335) and ERA (3.38) ... Surpassed SEA leader Ed Vande Berg with career appearance #273, 4/28 at MIL ... Went 0-0, 3 saves, 1.75 ERA in 37 games after 7/1 ... Allowed more than 1 run in a game just once after 6/29 on Nigel Wilson's 2-run pinch-HR (1st ML hit) on 9/8 at CLE ... Held opponents to a .225 avg (61-271), right-handers .201 (35-174) ... Signed by CLE as a free agent, 12/13 ... **1997:** Finished tied for 11th in AL with 71 games, 8th time in career to have 60+ games ... Closed for CLE from end of April to end of July for struggling Jose Mesa, earning 15 saves in 17 opportunities ... Did not allow a HR until Jose Canseco hit one, 7/25 vs OAK, 44 games (51.1 innings) ... Ranked 6th among AL relievers with .215 opponents avg; 7th overall with a .190 opponents avg with runners on base ... Went 1-0, 0.68 ERA in 13 post-season games, holding opponents to a .196 (9-46) avg ... Won Game 4 of Division Series vs NYY ... Runner-up for ALCS MVP to Marquis Grissom, after not allowing a run in 5 LCS games vs BAL ... **1998:** First season as full-time closer ... Ranked 4th in AL with 40 saves (in 45 opportunities) and a 88.9 save ratio ... Finished 3rd in Rolaids Relief Man standings (110 points), behind Tom Gordon (142) and John Wetteland (120) ... Led AL relievers with a 1.55 ERA, 3rd-lowest in franchise history among pitchers with 60.0 innings ... Finished 2nd among AL relievers with a .143 avg with runners in scoring position ... Ranked 3rd among AL relievers with a .195 (43-221) opponents avg, behind Tom Gordon and Troy Percival ... Saved 17 straight opportunities, 5/14-7/29 ... Finished season with a club-longest 19.1 scoreless inning streak, 20 games beginning 8/5 ... Saved all 4 chances in 4 post-season games, both runs allowed came on a Nomar Garciaparra HR in Game 3 of DS vs BOS ... Member of MLB All-Star team that traveled to Japan in November.

PERSONAL: Michael Ray Jackson ... Married, wife's name is Tammy; one daughter, Lindsey Michelle (8/5/92); one son, Ryan Michael (10/10/94) ... 1983 graduate of Forest Brook High School (TX), where he played baseball and football ... Attended Hill Junior College (TX) ... Hobbies: Swimming, dancing and fishing.

MIKE JACKSON'S CAREER RECORD

YEAR	CLUB	W-L	ERA	G	GS	CG	SHO	SV	IP	H	R	ER	HR	HB	BB	SO	WP	BK
1984	Spärtanburg	7-2	2.68	14	14	0	0	0	80.2	53	35	24	8	7	50	77	4	1
1985	Peninsula	7-9	4.60	31	18	0	0	1	125.1	127	71	64	11	5	53	96	6	7
1986	Reading	2-3	1.66	30	0	0	0	6	43.1	25	9	8	1	1	22	42	4	1
	Portland	3-1	3.18	17	0	0	0	3	22.2	18	8	8	2	1	13	23	5	0
	PHILLIES	0-0	3.38	9	0	0	0	0	13.1	12	5	5	2	2	4	3	0	0
1987	PHILLIES	3-10	4.20	55	7	0	0	1	109.1	88	55	51	16	3	56	93	6	8
	Maine	1-0	0.82	2	2	0	0	0	11.0	9	2	1	0	0	5	13	2	1
1988	SEATTLE	6-5	2.63	62	0	0	0	4	99.1	74	37	29	10	2	43	76	6	6
1989	SEATTLE	4-6	3.17	65	0	0	0	7	99.1	81	43	35	8	6	54	94	1	2
1990	SEATTLE	5-7	4.54	63	0	0	0	3	77.1	64	42	39	8	2	44	69	9	2
1991	SEATTLE	7-7	3.25	72	0	0	0	14	88.2	64	35	32	5	6	34	74	3	0
1992	SAN FRANCISCO	6-6	3.73	67	0	0	0	2	82.0	76	35	34	7	4	33	80	1	0
1993	SAN FRANCISCO	6-6	3.03	*81	0	0	0	1	77.1	58	28	26	7	3	24	70	2	2
1994	SAN FRANCISCO	3-2	1.49	36	0	0	0	4	42.1	23	8	7	4	2	11	51	0	0
1995	CINCINNATI	6-1	2.39	40	0	0	0	2	49.0	38	13	13	5	1	19	41	1	1
	Chattanooga - a	0-0	0.00	3	2	0	0	0	3.0	2	0	0	0	0	0	2	0	0
	Indianapolis - a	0-0	0.00	2	1	0	0	0	2.0	0	0	0	0	0	0	1	0	0
1996	SEATTLE	1-1	3.63	73	0	0	0	6	72.0	61	32	29	11	6	24	70	2	0
1997	CLEVELAND	2-5	3.24	71	0	0	0	15	75.0	59	33	27	3	4	29	74	2	0
1998	CLEVELAND	1-1	1.55	69	0	0	0	40	64.0	43	11	11	4	4	13	55	1	3
1999	CLEVELAND	3-4	4.06	72	0	0	0	39	68.2	60	32	31	11	2	26	55	0	1
AL	TOTALS	29-36	3.25	547	0	0	0	128	644.1	506	265	233	60	32	267	567	10	14
NL	TOTALS	24-25	3.28	288	7	0	0	10	373.1	295	144	136	41	15	147	338	24	11
ML	TOTALS	53-61	3.26	835	7	0	0	138	1017.2	801	409	369	101	47	414	905	34	25

* League Leader a - Rehabilitation Assignment

(continued on the next page)

DIVISION SERIES RECORD

YEAR	CLUB, OPP	W-L	ERA	G	GS	CG	SHO	SV	IP	H	R	ER	HR	HB	BB	SO	WP	BK
1995	CIN, LA	0-0	0.00	3	0	0	0	0	3.2	4	0	0	0	0	0	1	0	0
1997	CLE, NYY	1-0	0.00	4	0	0	0	0	4.1	3	0	0	0	0	1	5	0	0
1998	CLE, BOS	0-0	4.50	3	0	0	0	3	4.0	3	2	2	1	0	1	1	0	0
1999	CLE, BOS	0-0	4.50	2	0	0	0	0	2.0	2	1	1	0	0	1	1	0	0
DS	TOTALS	1-0	1.93	12	0	0	0	3	14.0	12	3	3	1	0	3	8	0	0

LEAGUE CHAMPIONSHIP SERIES RECORD

YEAR	CLUB, OPP	W-L	ERA	G	GS	CG	SHO	SV	IP	H	R	ER	HR	HB	BB	SO	WP	BK
1995	CIN, ATL	0-1	23.14	3	0	0	0	0	2.1	5	6	6	1	0	4	1	0	1
1997	CLE, BAL	0-0	0.00	5	0	0	0	0	4.1	1	0	0	0	0	1	7	0	0
1998	CLE, NYY	0-0	0.00	1	0	0	0	1	1.0	0	0	0	0	0	0	2	0	0
LCS	TOTALS	0-1	7.04	9	0	0	0	1	7.2	6	6	6	1	0	5	10	0	1

WORLD SERIES RECORD

YEAR	CLUB, OPP	W-L	ERA	G	GS	CG	SHO	SV	IP	H	R	ER	HR	HB	BB	SO	WP	BK
1997	CLE, FLA	0-0	1.93	4	0	0	0	0	4.2	5	1	1	0	0	3	4	0	0

JACKSON'S CAREER TRANSACTIONS

- Selected by Philadelphia in 29th round of June, 1983 draft, but did not sign.
- Selected by Philadelphia in 2nd round of January, 1994 draft (secondary phase).
- On disabled list with a strained right shoulder, August 6-22, 1987.
- Traded to Seattle Mariners with Glenn Wilson (of) and Dave Brundage (of) for Phil Bradley (of) and Tim Lincecum (p), December 9, 1987.
- Traded to San Francisco Giants with Bill Swift (p) and Dave Burba (p) for Kevin Mitchell (of) and Mike Remlinger (p), December 11, 1991.
- On disabled list with a sprained right knee, July 24-August 9, 1993.
- On disabled list with tendinitis in his right elbow, June 17-July 2, 1994.
- On disabled list with tendinitis in his right elbow, July 6, 1994 through remainder of season.
- Signed by Cincinnati Reds as a free agent, April 8, 1995.
- On disabled list with tendinitis in his right shoulder, April 20-June 5, 1995; included rehabilitation assignments to Chattanooga, May 21-30 and Indianapolis, May 30-June 5.
- Signed by Seattle Mariners as a free agent, February 2, 1996.
- Signed by Cleveland Indians as a free agent, December 13, 1996.
- Signed by Philadelphia as a free agent, December 1, 1999.

MAJOR LEAGUE HITTING TOTALS

	AVG	AB	R	H	2B	3B	HR	RBI	SH	SF	HP	BB	SO	SB	CS	E
Career	.139	36	3	5	2	0	0	1	4	0	0	1	4	0	0	9

JACKSON'S CAREER PITCHING BREAKDOWN

1999						Career				
W-L-S	ERA	G	IP	ER		W-L-S	ERA	G	IP	ER
—	—	—	—	—	Atlanta	3-2-1	2.40	26	30.0	8
1-1-0	7.71	2	2.1	2	Chicago	4-4-2	5.15	33	36.2	21
1-0-2	3.00	3	3.0	1	Cincinnati	4-2-2	2.03	24	31.0	7
—	—	—	—	—	Colorado	0-0-0	1.23	12	14.2	2
—	—	—	—	—	Florida	2-1-1	5.65	15	14.1	9
0-0-0	0.00	1	1.0	0	Houston	1-3-4	2.90	25	31.0	10
—	—	—	—	—	Los Angeles	0-2-1	4.64	19	21.1	11
1-0-0	0.00	2	2.0	0	Milwaukee	3-2-8	2.37	32	49.1	13
—	—	—	—	—	Montreal	4-3-1	2.60	28	45.0	13
—	—	—	—	—	New York	2-0-2	3.82	30	35.1	15
—	—	—	—	—	Philadelphia	2-2-2	3.31	17	16.1	6
0-0-1	0.00	1	1.0	0	Pittsburgh	1-2-2	2.43	27	33.1	9
—	—	—	—	—	St. Louis	0-3-0	2.81	23	32.0	10
—	—	—	—	—	San Diego	3-2-0	3.75	22	36.0	15
—	—	—	—	—	San Francisco	0-0-0	2.93	7	15.1	5

JACKSON'S CAREER PITCHING BREAKDOWN (CONTINUED)

1999					Career					
W-L-S	ERA	G	IP	ER		W-L-S	ERA	G	IP	ER
0-0-4	6.23	5	4.1	3	Anaheim	3-0-10	4.40	40	43.0	21
0-0-4	4.50	4	4.0	2	Baltimore	3-3-9	4.78	39	43.1	23
0-0-3	1.80	5	5.0	1	Boston	1-3-11	3.76	46	52.2	22
0-0-3	8.10	7	6.2	6	Chicago	0-3-10	3.50	44	46.1	18
—	—	—	—	—	Cleveland	3-2-1	5.15	29	36.2	21
0-0-1	0.00	4	4.0	0	Detroit	2-2-10	2.22	39	44.2	11
0-0-4	1.69	6	5.1	1	Kansas City	3-3-11	2.32	36	42.2	11
0-1-4	5.68	6	6.1	4	Minnesota	5-2-7	2.24	44	56.1	14
0-1-2	7.36	4	3.2	3	New York	1-1-8	2.17	42	45.2	11
0-0-3	2.08	5	4.1	1	Oakland	1-3-8	3.07	44	55.2	19
0-0-3	0.00	5	5.0	0	Seattle	0-1-10	2.89	18	18.2	6
0-0-3	4.50	4	4.0	2	Tampa Bay	0-1-6	3.60	11	10.0	4
0-0-1	4.50	2	2.0	1	Texas	1-6-4	4.60	33	43.0	22
0-1-1	7.71	6	4.2	4	Toronto	1-3-7	2.89	30	37.1	12
0-1-6	3.72	10	9.2	4	Mar/April	5-9-26	2.89	129	158.2	51
0-0-4	7.36	11	11.0	9	May	11-7-18	3.33	135	178.1	66
2-1-5	3.38	13	13.1	5	June	12-10-27	3.58	137	183.2	73
1-2-7	3.86	13	11.2	5	July	16-12-26	3.35	143	166.1	62
0-0-10	1.50	12	12.0	2	August	5-12-23	2.87	143	166.0	53
0-0-7	4.91	13	11.0	6	Sept/Oct	4-11-18	3.50	148	164.2	64
3-3-16	4.33	37	35.1	17	Home	33-25-65	3.11	413	515.2	178
0-1-23	3.78	35	33.1	14	Road	20-36-73	3.42	422	502.0	191
2-0-11	3.50	19	18.0	7	Day	18-15-40	3.03	278	329.1	111
1-4-28	4.26	53	50.2	24	Night	35-46-98	3.37	557	688.1	258
3-4-33	4.47	61	58.1	29	Grass	29-31-100	3.59	483	541.1	216
0-0-6	1.74	11	10.1	2	Turf	24-30-38	2.89	352	476.1	153
3-2-19	4.58	40	39.1	20	Pre-ASG	34-28-82	3.17	450	585.1	206
0-2-20	3.38	32	29.1	11	Post-ASG	19-33-56	3.39	385	432.1	163
—	—	—	—	—	Starter	1-4-0	6.68	7	33.2	25
3-4-39	4.06	72	68.2	31	Reliever	52-57-138	3.15	828	984.0	344

JACKSON'S CAREER STATS BY BALLPARK

	W-L-S	ERA	G	IP	ER		W-L-S	ERA	G	IP	ER
Atlanta-Fulton	1-1-1	1.84	13	14.2	3	County	1-0-4	2.95	13	21.1	7
Wrigley	2-3-2	6.75	18	20.0	15	Olympic	0-2-0	3.44	13	18.1	7
Cinergy	6-1-4	1.25	34	43.1	6	Shea	2-0-0	5.17	16	15.2	9
Mile High	0-0-0	0.00	2	2.0	0	Veterans	2-4-2	2.67	38	70.2	21
Coors	0-0-0	3.86	4	4.2	2	Three Rivers	0-1-1	1.69	14	16.0	3
Pro Player	0-0-1	2.45	6	7.1	2	Busch	0-3-0	2.84	14	19.0	6
Astrodome	1-3-2	3.86	13	16.1	7	Qualcomm	2-1-0	4.15	12	21.2	10
Dodger	0-1-0	7.71	9	7.0	6	3Com	8-5-4	3.25	94	108.0	39
Edison	3-0-7	3.33	22	24.1	9	Metrodome	0-1-5	2.22	23	28.1	7
Memorial	1-1-1	2.08	10	13.0	3	Yankee	1-1-3	2.04	20	17.2	4
Oriole Park	0-0-4	5.40	10	8.1	5	Coliseum	0-2-5	4.50	24	26.0	13
Fenway	1-2-7	4.50	23	28.0	14	Kingdome	14-11-18	3.30	175	231.2	85
Comiskey (old)	0-2-0	2.25	6	8.0	2	Safeco	0-0-2	0.00	2	2.0	0
Comiskey (new)	0-0-5	6.75	17	14.2	11	Tropicana	0-1-0	6.00	4	3.0	2
Cleveland	1-0-1	1.06	10	17.0	2	Arlington (old)	1-2-1	2.70	10	16.2	5
Jacobs	5-6-44	3.69	109	107.1	44	Arlington (new)	0-2-1	6.75	7	6.2	5
Tiger	0-1-4	2.14	18	21.0	5	Exhibition	0-0-0	2.70	2	3.1	1
Kauffman	1-2-5	1.69	17	21.1	4	SkyDome	0-2-4	3.38	13	13.1	5

JACKSON'S CAREER FIELDING

POS	PCT	G	PO	A	E	TC	DP
Pitcher	.955	835	46	144	9	199	12

JACKSON'S GAME HIGHS

STRIKEOUTS: starter - 7, 7/6/87 at CIN . . . reliever - 6, twice, last: 8/5/89 vs OAK . . . **LONGEST OUTING:** starter - 8.2 inn, 6/7/87 vs MTL . . . reliever - 4.2 inn, 4/30/88 at DET . . . **WINNING STREAK:** 4 games, twice, last: 6/23-8/4/90 . . . **LOSING STREAK:** 4 games, 3 times, last: 7/25-9/21/97.



#23 KEVIN JORDAN INF

B-T: R-R

HT: 6-1; WT: 201

AGE: 30, turns 31 on October 9

BORN: October 9, 1969, San Francisco, CA

RESIDES: Birkdale, Queensland, Australia

ML SERVICE: 4 years, 55 days

HOW OBTAINED: Acquired from New York Yankees with Bobby Munoz and Ryan Karp for Terry Mulholland and Jeff Patterson, 2/9/94.

1999 SEASON: Reached career highs in G (120), AB (347), R (36), H (99), 2B (17), 3B (3), RBI (51) and BB (24) ... Made 76 starts, 51 at 3B, 20 at 2B and 5 at 1B ... Hit .303 in his starts ... Best month was July, .404 (23-57) in 19 games with 12 RBI ... Had career-high 4 hits, 7/21 at MIL ... Matched his career-high 9-game hit streak, 7/23-8/1, .486 (17-35), 9 RBI ... Twice collected a career-high 4 RBI: 8/22 vs LA and 8/28 (1) at COL ... Took over as club's everyday 3rd baseman on 8/27 after Rolen was lost for the season due to a back injury ... 5 pinch-hits on the season gave him 34 in his career, moving him into 9th place on club's all-time list ... Had just 34 SO in 347 AB (1 SO per 10.2 AB).

CAREER: 10-year pro ... **1990:** Signed by Yankees in 20th round of June draft by Marti Wolever ... Hit career-best .333 for Oneonta ... Named to Topps Short-A/Rookie League All-Star team ... **1991:** 2nd season of pro ball, played entire season at Ft. Lauderdale ... **1992:** Hit .311 for Prince William of the Carolina League ... Named starting 2nd baseman on CL All-Star team ... Yankee organization Player of the Month for April ... Ranked 4th in organization in average, doubles and triples ... 8 triples established new Prince William/Alexandria franchise record ... Hit in 13 straight, 4/29-5/1 ... Played winter ball in Australia, earning league MVP honors after twice hitting for the cycle and ending with a league-high .390 average ... **1993:** Played his 1st season at Albany (AA) ... Eastern League All-Star ... Led EL in total bases (234) and doubles (33) ... Named 8th-best prospect in EL by *Baseball America* ... Hit 16 home runs, tying total combined from 3 previous seasons ... Scored and knocked in a career-high 87 runs ... Won Australian Winter League batting title (.390) ... **1994:** Traded to PHI, 2/9 ... Had productive 1st season at Scranton (AAA) despite missing 50 games due to injuries ... On DL, 5/1-6/19, with a broken left fibula, and 6/30-7/13, with a strained left hamstring ... Appeared in 76 games at 2nd base and 5 at 3rd ... Struck out just 28 times in 353 plate appearances ... Had 12-game hit streak, 4/12-27 ... Drove in a season-high 4 runs, 7/17 at Pawtucket ... **1995:** Began season at Scranton ... Selected to AAA All-Star team and post-season International League All-Star team ... Suffered a broken nose when hit by a pitch, 6/16; played the following day ... Went 4-for-4, 7/31 at Ottawa ... Phillies Minor League Player of the Month for July, .347 with organization-leading 35 hits and 21 runs, 19 RBI ... Finished 2nd in IL with .976 fielding %, 5th in doubles (29) and 7th with .310 average ... Selected as Phillies' 6th-best prospect by *Baseball America* ... Promoted to Phillies, 8/8 ... Made ML debut, 8/8 vs NYM (PH) ... Made 1st ML start (2B), 8/10 vs NYM ... Got 1st ML hit, 8/15 at HOU (single off Greg Swindell) ... Hit 1st ML HR, a pinch-HR, 8/20 vs SF (Shawn Barton) ... Made 1st ML start at 3B, 9/20 vs FLA ... **1996:** Made club out of spring training after hitting .375 in 20 games with a club-high 7 doubles ... As a result of injury to Gregg Jefferies, saw duty at first base for 1st time since 1991 with Ft. Lauderdale (A) ... Stole 1st 2 bases of ML career, 4/26 at CIN ... From 5/21-28, 6 straight hits were doubles ... Made 28 starts (23 at 1B, 5 at 2B) ... Tore the medial meniscus in his left knee while chasing a pop fly, 6/16 at COL ... Placed on DL, 6/17 through remainder of season ... Had arthroscopic surgery on left knee, 6/21, by Dr. Phillip J. Marone ... Played winter ball for Brisbane, Australia ... **1997:** Began season at Scranton ... Recalled, 4/12 when Rex Hudler was placed on DL ... Remained with big club for remainder of season, setting career highs in virtually every category ... Was club's top pinch-hitter, .283 (13-46) ... 13 pinch-hits were the most by a Phillie since Ricky Jordan's 16 in '93 ... Also led club in pinch-HR (2) and RBI (12) ... Pinch-HR: 5/26 (1) at CIN and 6/10 at MTL ... Had career-high 9-game hit streak, .344 (11-32), 7 RBI, 8/16-31 ... Streak included 7 starts and 2 PH app ... Collected an RBI in 5 straight games, 8/16-25 (1) ... Made 29 starts: 22 at 1B, 5 at 3B, 1 at 2B and 1 as DH ... Played winter ball in Australia ... **1998:** Phils' top pinch-hitter for 2nd season in a row ... Ranked 3rd in NL in pinch-hits (15); hit .278 (15-54) in the pinch with 2 HR, 10 RBI ... Pinch-HR: 4/28 at CIN (3-run GW in 10th) and 8/1 vs SF ... Hit .293 (51-174) in his 45 starts: 18 at 1B, 16 at 2B, 8 as DH, 3 at 3B ... Had two 3-hit games, 6/22 at BOS and 7/2 at NYY ... Served as DH in all 8 interleague games in AL parks (10-33, .303) ... **MISC:** Has 5 career pinch-HR and 34 pinch-hits in his Phillies career.

PERSONAL: Kevin Wayne Jordan ... Married Nina Gorogo (10/14/95); one son, Kevin, Jr. (12/97) ... 1987 graduate of Lowell High School (CA) ... Attended University of Nebraska ... Played Little League and DiMaggio League baseball ... Hobbies: Fishing and reading.

JORDAN'S CAREER TRANSACTIONS

- Selected by New York Yankees in 20th round of June, 1990 draft.
- Traded to Philadelphia with Bobby Munoz (rhp) and Ryan Karp (lhp), February 9, 1994 for Terry Mulholland (lhp) and Jeff Patterson (rhp).
- On disabled list with a torn medial meniscus in his left knee, June 17, 1996 through remainder of season.

KEVIN JORDAN'S CAREER RECORD

YEAR	CLUB	AVG	G	AB	R	H	2B	3B	HR	RBI	SH	SF	HP	BB	SO	SB	CS	E
1990	Oneonta	.333	73	276	47	92	13	7	4	54	0	1	5	23	31	19	6	8
1991	Ft. Lauderdale	.272	121	448	61	122	25	5	4	53	0	6	11	37	66	14	4	16
1992	Prince Wm.	.311	112	438	67	136	29	8	8	63	1	5	3	27	54	6	4	19
1993	Albany	.283	135	513	87	145	*33	4	16	87	0	4	9	41	53	8	4	21
1994	Scranton	.290	81	314	44	91	22	1	12	57	0	7	3	29	28	0	2	15
1995	Scranton	.310	106	410	61	127	29	4	5	60	1	6	8	28	36	3	0	12
	PHILLIES	.185	24	54	6	10	1	0	2	6	0	0	1	2	9	0	0	1
1996	PHILLIES	.282	43	131	15	37	10	0	3	12	3	2	1	5	20	2	1	0
1997	Scranton	.300	7	30	5	9	2	2	0	2	0	0	0	2	6	2	0	0
	PHILLIES	.266	84	177	19	47	8	0	6	30	0	3	0	3	26	0	1	6
1998	PHILLIES	.276	112	250	23	69	13	0	2	27	0	1	2	8	30	0	0	4
1999	PHILLIES	.285	120	347	36	99	17	3	4	51	0	3	6	24	34	0	0	10
ML	TOTALS	.273	383	959	99	262	49	3	17	126	3	9	10	42	119	2	2	21

* League Leader

JORDAN'S CAREER BATTING BREAKDOWN

1999						Career				
AVG	AB	H	HR	RBI		AVG	AB	H	HR	RBI
.185	27	5	0	2	Arizona	.195	41	8	0	4
.400	25	10	0	4	Atlanta	.299	67	20	1	10
.222	18	4	0	0	Chicago	.327	49	16	0	2
.208	24	5	0	6	Cincinnati	.279	61	17	4	17
.320	25	8	2	5	Colorado	.305	59	18	3	8
.444	27	12	0	5	Florida	.315	89	28	2	14
.222	27	6	0	3	Houston	.269	78	21	1	8
.333	18	6	1	4	Los Angeles	.264	72	19	1	8
.273	33	9	0	4	Milwaukee	.289	45	13	0	5
.500	18	9	0	2	Montreal	.390	41	16	1	6
.207	29	6	0	5	New York	.176	68	12	0	9
.200	5	1	0	0	Pittsburgh	.259	27	7	0	2
.429	14	6	0	3	St. Louis	.243	37	9	0	4
.111	9	1	0	0	San Diego	.219	64	14	0	3
.154	26	4	1	4	San Francisco	.260	77	20	4	15
.364	11	4	0	1	Baltimore	.286	14	4	0	1
.500	4	2	0	3	Boston	.368	19	7	0	7
—	—	—	—	—	Detroit	.286	7	2	0	0
.000	5	0	0	0	New York	.211	19	4	0	1
1.000	1	1	0	0	Tampa Bay	.500	6	3	0	1
.000	1	0	0	0	Toronto	.211	19	4	0	1
.348	23	8	0	1	Mar/April	.291	86	25	3	12
.351	37	13	0	4	May	.281	171	48	3	18
.233	43	10	1	3	June	.284	155	44	2	16
.404	57	23	0	13	July	.315	127	40	0	18
.292	72	21	3	14	August	.275	193	53	6	29
.209	115	24	0	16	Sept/Oct	.229	227	52	3	33
.293	174	51	2	25	Home	.263	499	131	10	66
.277	173	48	2	26	Road	.285	460	131	7	60
.316	133	42	4	25	Day	.306	343	105	8	44
.266	214	57	0	26	Night	.255	616	157	9	82
.278	144	40	2	22	Grass	.282	362	102	4	44
.291	203	59	2	29	Turf	.268	597	160	13	82
.287	115	33	1	8	Pre-ASG	.285	445	127	8	47
.284	232	66	3	43	Post-ASG	.263	514	135	9	79
.301	123	37	2	19	vs LHP	.251	335	84	9	50
.277	224	62	2	32	vs RHP	.285	624	178	8	76
.295	105	31	1	44	RISP	.265	291	77	4	104
.500	6	3	0	9	RISP (loaded)	.240	25	6	0	17
.200	25	5	0	2	Pinch-hitting	.245	139	34	5	27
—	—	—	—	—	DH	.297	37	11	0	3

(continued on the next page)

JORDAN'S CAREER STATS BY BALLPARK

	AVG	AB	H	HR	RBI		AVG	AB	H	HR	RBI
Bank One	.182	22	4	0	2	Dodger	.268	41	11	0	3
Atlanta-Fulton	.333	6	2	1	1	County	.294	34	10	0	5
Turner	.500	12	6	0	2	Olympic	.409	22	9	1	4
Wrigley	.333	18	6	0	1	Shea	.103	29	3	0	5
Cinergy	.250	24	6	2	7	Veterans	.263	499	131	10	66
Coors	.333	39	13	2	6	Three Rivers	.375	8	3	0	1
Pro Player	.333	36	12	0	4	Busch	.350	20	7	0	2
Astrodome	.258	31	8	0	4	Qualcomm	.200	25	5	0	1
						3Com	.194	36	7	1	5
Oriole Park	.400	10	4	0	1	Yankee	.308	13	4	0	1
Fenway	.429	14	6	0	5	Tropicana	1.000	1	1	0	0
Tiger	.286	7	2	0	0	SkyDome	.167	12	2	0	0

JORDAN'S CAREER FIELDING

	PCT	G	PO	A	E	TC	DP
1st Base	.997	92	588	40	2	630	53
2nd Base	.975	77	136	179	8	323	46
3rd Base	.938	82	51	115	11	177	12

JORDAN'S GAME HIGHS

HITS: 4, 7/21/99 at MIL ... **RUNS:** 2, 7 times, last: 8/22/99 vs LA ... **DOUBLES:** 2, 5/21/96 at SD; 9/12/97 (2) vs CIN; 4/11/98 vs ATL; 10/1/99 vs MTL ... **HOME RUNS:** 1 ... **RBI:** 4, 8/22/99 vs LA; 8/28/99 (1) at COL ... **HITTING STREAK:** 9 games, 8/16-31/97; 7/23-8/1/99 ... **GRAND SLAMS:** None ... **PINCH-HR:** 5 times, last: 8/1/98 vs SF ... **INSIDE-THE-PARK HR:** None.

**#24 MIKE LIEBERTHAL C****B-T:** R-R**HT:** 6-0; **WT:** 190**AGE:** 28**BORN:** January 18, 1972, Glendale, CA**RESIDES:** Westlake Village, CA**ML SERVICE:** 5 years, 5 days

HOW OBTAINED: Phillies 1st round pick (3rd overall) in June, 1990 draft.
CONTRACT STATUS: Signed a two-year contract, 2/15/98, taking him through 1999 and a three-year contract, 8/20/99, taking him through 2002 with a club option for 2003.

1999 SEASON: Had a career season, reaching highs in nearly every category ... Hit .300, average did not dip under that mark until mid-August ... His 31 HR set a club record for catchers, surpassing Darren Daulton's 27 in 1992 (Stan Lopata had 32 in 1956, but only 26 as catcher) ... Hit 21 HR on the road, tied for 4th-highest in Phils history ... Became just 6th catcher in ML history to have a .300 average and 30 HR; 1st Phillie since Mike Schmidt (.316; 31 HR) in 1991; last Phillie to do it in full season was Greg Luzinski (.309, 39 HR) in 1977 ... Had a career-high 10-game hit streak, 5/2-14, .436 (19-41), 14 R, 5 HR, 9 RBI ... Tied for team lead with 7-game run scored streak, 5/4-12 ... NL Co-Player of the Week with Dante Bichette, 5/17-23, .400 (8-20), 3 HR, 12 RBI ... Had 1st 2-HR game of season, 5/8 at COL ... Hit 2nd career grand slam, 5/19 at MTL (Dustin Hermanson); had 2 HR in the game and career-high 6 RBI ... Had club-leading, career-high 4 extra-base hits (2 doubles, 2 HR), 6/6 at BAL; had 7 consecutive extra-base hits, 6/5-11 (4 2B, 3 HR) ... Tied his career-high 4 hits, 3 times: 5/5 vs SD, 6/6 at BAL, 7/17 at BOS ... Selected to 1st All-Star team; grounded into DP in lone at bat ... Missed 4 games, 7/21-24 after hyper-extending his right elbow ... Earned 1st career Gold Glove, only Phils catcher other than Bob Boone (1978, '79) to win award ... Ranked 1st among all NL catchers with a .997 fielding %, 143 games and 62 assists; 2nd in putouts (881) and total chances (946) ... Fielding % set club record for catchers, passing .994 mark set by Spud Davis (1931) and Ozzie Virgil (1985) ... Had 100-game errorless streak, 5/1-9/96, longest by catcher in ML ... Threw out 32% (31-98) of base stealers ... Also finished 2nd (to Mike Piazza) among all NL catchers in HR and RBI (96) ... Hit .377 (46-122) vs LHP.

CAREER: 10-year pro ... **1990:** Phillies 1st pick in June draft ... **1991:** Hit a career-high .305 at Spartanburg (A) ... South Atlantic League All-Star ... Earned a promotion to Clearwater (A) ... **1992:** Winner of Paul Owens Award for best player in the Phillies minor league system ... Eastern League Player of the Week, 6/8-14 ... Phillies Minor League Player of the Month for June, .348 in 29 games ... EL All-Star ... Threw out 35% (31-89) of base stealers at Reading (AA) ... Promoted to Scranton (AAA), 7/28 ... On DL, 8/31-9/17, with a separat-

ed left shoulder ... 4th-best hitter in the Phillies minor league system ... *Baseball America's* best defensive catcher, 9th-best prospect in the EL and 2nd-best Phillies prospect ... Played for Chandler in Arizona Fall League ... **1993:** Named Phillies' 2nd-best prospect by *Baseball America* ... Ranked 2nd in the International League with a 13.03 plate app per strikeout ratio and 3rd among IL catchers with a .262 average ... Threw out 47% (40-86) of base stealers ... Had an 11-game hit streak, 8/13-27 ... **1994:** Named Phillies' 8th-best prospect by *Baseball America* ... Missed 7 games, 4/24-30 with wrist injury suffered while lifting weights ... Hit in 9 straight, .529 (18-34), 5/20-28 at Scranton ... Hit .260 in 65 games before 6/29 recall after Darren Daulton fractured his right clavicle ... Got 1st ML hit in 1st ML game and start, 6/30 at LA (single off Pedro Astacio) ... Hit .412 (7-17) in first 5 starts and .353 (12-34) in 1st 10 ML games ... Hit 1st ML home run, 7/16 vs LA (Ramon Martinez) ... Optioned back to Scranton, 8/12 ... Threw out 27% (24-89) of base stealers in the IL ... **1995:** Named Phillies' 7th-best prospect by *Baseball America* ... Began season with Phillies, appeared in 1 game, 5/11 vs MTL (PH) ... Optioned to Scranton, 5/15 ... Reached career highs in runs, doubles, triples, RBI and walks ... Struck out just 26 times in 278 AB ... Had 5 RBI, 7/5 vs Rochester; 4 RBI, 8/12 vs Pawtucket ... Recalled by Phillies, 8/26, to replace injured Darren Daulton ... Made 13 starts ... Hit in 7 straight, 9/9-24, .462 (12-26) ... Missed 4 games, 9/20-23, with a contusion on the left forearm, suffered 9/19 vs FLA ... **1996:** First full season in majors ... Had a season-high 3 hits, 5/18 at LA, 5/23 at SD and 5/30 vs LA ... Had a season-high 3 RBI, 6/14 at COL ... Made 41 starts at catcher for the Phils ... Threw out 36% (12-21) of base stealers ... Caught cleat in Astroturf chasing a pop fly, 6/26 at CIN - MRI on left knee, 6/29, revealed a bruise and inflammation ... Extended medial meniscus tear in left knee on 8/18 vs SF ... Placed on DL, 8/23 (retro to 8/19) through remainder of season ... Had surgery by Dr. Ralph Gambardella to repair torn medial meniscus in left knee, 8/30 in LA ... Played winter ball for Arecibo, PR ... **1997:** First season as Phillies regular catcher, played in more games (134) than in any previous pro season and reached career highs in nearly every offensive category ... Had 1st career 2-HR game, 4/4 at SD ... Missed 4 games after suffering a mild sprain of his right thumb, 5/20 at CHI ... Led NL in hitting for July, .400 (32-80) with 10 doubles, 4 HR, 17 RBI and a .675 slugging % ... Had season-high 4 RBI, 3 times, 7/15 at ATL, 8/18 vs SF and 8/25 (1) vs SD ... Had career-high 4 hits and 3 runs, 8/13 at COL ... Hit 1st career grand slam, 8/18 vs SF (Terry Mulholland) ... Had season-best 8-game hit streak, 8/23-9/1 ... Hit 20th HR, 9/16 vs NYM ... Hit .354 (28-79) with runners in scoring position after 6/5; hit .085 (4-47) prior to 6/5 ... Threw out 34% (34-101) of base stealers ... **1998:** Bothered by a sore right elbow in spring training ... An MRI on 3/16 was clear ... Phils Opening Day catcher for 2nd straight year ... Tied career-high 4 RBI, 4/26 vs STL ... Missed 2 games with a sore right elbow, 5/3-4 ... Tied career-high 4 hits, 6/8 vs BAL and 7/19 at NYM ... Hit 1st career pinch-home run, 6/16 vs PIT - the 3-run HR capped a 7-run 9th inning in come-from-behind 8-7 win ... Missed 3 games with an infected index finger on his right hand, 6/26-28 ... Tied club high with 3 extra-base hits, 7/16 at NYM (2 doubles, triple) ... Threw out 34% (17-50) of base stealers ... Placed on the DL, 7/24-9/1 with a stress reaction to the pelvic area, and did not play the remainder of season.

PERSONAL: Michael Scott Lieberthal ... Single ... 1990 graduate of Westlake High School (CA) ... Played Little League, Pony League, Babe Ruth, Connie Mack and American Legion baseball ... Since 1998 has supported a program called Lieby's VIPs, in which he purchases 20 tickets for each home game for children with cancer and their families; in addition, treats children to Halloween Party following season ... Hobbies: Fishing, golf.

MIKE LIEBERTHAL'S CAREER RECORD

YEAR	CLUB	AVG	G	AB	R	H	2B	3B	HR	RBI	SH	SF	HP	BB	SO	SB	CS	E
1990	Martinsville	.228	49	184	26	42	9	0	4	22	0	0	2	11	40	2	0	5
1991	Spartanburg	.305	72	243	34	74	17	0	0	31	0	3	5	23	25	1	3	10
	Clearwater	.288	16	52	7	15	2	0	0	7	1	1	1	3	12	0	0	1
1992	Reading	.286	86	308	30	88	16	1	2	37	1	4	10	19	27	4	1	7
	Scranton	.200	16	45	4	9	1	0	0	4	1	1	1	2	5	0	0	1
1993	Scranton	.262	112	382	35	100	17	0	7	40	1	4	6	24	32	2	0	11
1994	Scranton	.233	84	296	23	69	16	0	1	32	0	3	2	21	29	1	1	9
	PHILLIES	.266	24	79	6	21	3	1	1	5	1	0	1	3	5	0	0	4
1995	Scranton	.281	85	278	44	78	20	2	6	42	2	7	9	44	26	1	4	4
	PHILLIES	.255	16	47	1	12	2	0	0	4	2	0	0	5	5	0	0	1
1996	PHILLIES	.253	50	166	21	42	8	0	7	23	0	4	2	10	30	0	0	3
1997	PHILLIES	.246	134	455	59	112	27	1	20	77	0	7	4	44	76	3	4	12
1998	PHILLIES	.256	86	313	39	80	15	3	8	45	0	5	7	17	44	2	1	8
1999	PHILLIES	.300	145	510	84	153	33	1	31	96	1	8	11	44	86	0	0	3
ML	TOTALS	.268	455	1570	210	420	88	6	67	250	4	24	25	123	246	5	5	31

ALL-STAR GAME RECORD

YEAR	CLUB, SITE	AVG	G	AB	R	H	2B	3B	HR	RBI	SH	SF	HP	BB	SO	SB	CS	E
1999	NL, BOS	.000	1	1	0	0	0	0	0	0	0	0	0	0	0	0	0	0

LIEBERTHAL'S CAREER TRANSACTIONS

- Selected by Philadelphia in 1st round (3rd overall pick) of June, 1990 draft.
- On disabled list with torn medial meniscus of left knee, August 19, 1996 through remainder of season.
- On disabled list with a stress reaction to the pelvic area, July 24-September 1, 1998.

(continued on the next page)

LIEBERTHAL'S CAREER BATTING BREAKDOWN

1999					Career					
AVG	AB	H	HR	RBI		AVG	AB	H	HR	RBI
.143	35	5	0	1	Arizona	.133	45	6	0	3
.378	37	14	1	4	Atlanta	.291	117	34	3	17
.412	34	14	4	8	Chicago	.385	104	40	6	20
.364	33	12	2	7	Cincinnati	.221	104	23	2	9
.290	31	9	3	4	Colorado	.256	82	21	6	12
.441	34	15	4	7	Florida	.308	107	33	5	19
.150	20	3	0	3	Houston	.176	85	15	1	12
.174	23	4	1	2	Los Angeles	.243	103	25	5	8
.286	21	6	0	3	Milwaukee	.205	39	8	0	3
.235	34	8	2	10	Montreal	.242	124	30	6	20
.286	42	12	2	10	New York	.287	115	33	4	22
.143	21	3	0	2	Pittsburgh	.207	92	19	3	15
.310	29	9	3	8	St. Louis	.228	101	23	7	21
.448	29	13	4	7	San Diego	.374	107	40	7	20
.308	26	8	2	6	San Francisco	.268	97	26	7	21
.348	23	8	3	9	Baltimore	.386	44	17	4	12
.417	12	5	0	1	Boston	.371	35	13	0	6
—	—	—	—	—	Detroit	.273	11	3	0	1
.167	6	1	0	0	New York	.160	25	4	1	5
.222	9	2	0	1	Tampa Bay	.222	9	2	0	1
.182	11	2	0	3	Toronto	.208	24	5	0	3
.304	69	21	1	10	Mar/April	.246	256	63	12	45
.352	88	31	8	22	May	.259	294	76	15	41
.294	85	25	8	24	June	.287	275	79	14	52
.325	77	25	4	12	July	.309	301	93	10	43
.256	90	23	6	14	August	.243	226	55	11	41
.277	101	28	4	14	Sept/Oct	.248	218	54	5	28
.273	245	67	10	36	Home	.251	765	192	31	120
.325	265	86	21	60	Road	.283	805	228	36	130
.318	151	48	15	36	Day	.291	471	137	24	82
.292	359	105	16	60	Night	.258	1099	283	43	168
.351	202	71	18	43	Grass	.302	597	180	29	96
.266	308	82	13	53	Turf	.247	973	240	38	154
.308	273	84	18	61	Pre-ASG	.270	909	245	45	153
.291	237	69	13	35	Post-ASG	.265	661	175	22	97
.377	122	46	10	29	vs LHP	.306	350	107	18	70
.276	388	107	21	67	vs RHP	.257	1220	313	49	180
.319	141	45	9	69	RISP	.269	438	118	22	190
.200	15	3	1	14	RISP (loaded)	.208	48	10	2	36
.000	4	0	0	0	Pinch-hitting	.129	31	4	1	5
—	—	—	—	—	DH	.250	4	1	0	0

LIEBERTHAL'S CAREER STATS BY BALLPARK

	AVG	AB	H	HR	RBI		AVG	AB	H	HR	RBI
Bank One	.227	22	5	0	1	Dodger	.224	58	13	2	2
Atlanta-Fulton	.214	14	3	0	0	County	.240	25	6	0	2
Turner	.333	51	17	2	9	Olympic	.274	73	20	5	17
Wrigley	.360	50	18	2	8	Shea	.313	67	21	1	12
Cinergy	.229	48	11	1	5	Veterans	.251	765	192	31	120
Coors	.326	46	15	5	11	Three Rivers	.175	40	7	1	5
Pro Player	.294	51	15	3	8	Busch	.250	44	11	3	10
Astrodome	.167	30	5	0	6	Qualcomm	.367	49	18	3	8
						3Com	.244	45	11	3	8
Oriole Park	.500	22	11	4	10	Yankee	.182	11	2	1	3
Fenway	.355	31	11	0	3	Tropicana	.222	9	2	0	1
Tiger	.273	11	3	0	1	SkyDome	.375	8	3	0	0

LIEBERTHAL'S CAREER FIELDING

Calcher	PCT	G	PO	A	E	TC	DP	PB
	.990	434	2923	210	31	3164	30	37

LIEBERTHAL'S GAME HIGHS

HITS: 4, 6 times, last: 7/17/99 at BOS ... **RUNS:** 3, 4 times, last: 6/6/99 at BAL ... **DOUBLES:** 2, 6 times, last: 6/6/99 at BAL ... **HOME RUNS:** 2, 4 times, last: 6/6/99 at BAL ... **RBI:** 6, 5/19/99 at MTL ... **HITTING STREAK:** 10 games, 5/2-14/99 ... **GRAND SLAMS:** 1, 8/18/97 vs SF ... 5/19/99 at MTL.



#29 WENDELL MAGEE, JR. OF

B-T: R-R

HT: 6-0; WT: 220

AGE: 27, turns 28 on August 3

BORN: August 3, 1972, Hattiesburg, MS

RESIDES: Birmingham, AL

ML SERVICE: 148 days

HOW OBTAINED: Phillies 12th round pick in June, 1994 draft.

1999 SEASON: Spent full season with Scranton (AAA) ... Led club in games, at bats and hits, 2nd in runs and 3rd in doubles ... Phillies Minor League Player of the Week, 5/10-16, .435, 4 2B, 2 HR, 15 RBI ... Went 4-for-6, 5/13 vs Norwich with 2 HR and Scranton-record 8 RBI ... Had 10-game hit streak, 6/1-11, .462 (18-39), 4 HR, 6 RBI ... Red Barons Player of the Month for May (.260, 4 HR, 24 RBI) and June (.349, 10 2B, 7 HR, 14 RBI) ... Tied season-high 4 hits, 7/25 vs Syracuse and 8/6 vs Norfolk ... Won 2nd Player of the Week award, 7/26-8/1, .361, 6 R, HR, 4 RBI ... Was 7-for-18 (.389), 19 RBI with the bases loaded ... Hit .307 (.42-137) with runners in scoring pos. ... Hit .348 (8-23), 2 HR in 5-game playoff vs Charlotte ... Became 1st Red Baron ever with back-to-back 20-HR seasons (24 HR in '98, 20 in '99) ... Holds Scranton career record with 64 HR ... Recalled by Phillies, 9/13 ... Went 2-for-2 with an RBI on 9/14 at HOU after entering the game in the 6th ... Hit 1st career pinch-HR (3-run), 9/20 at MIL ... In lone start (CF), 9/30 vs CHL, made spectacular, bases-loaded catch of a Sammy Sosa drive to the wall in what ended up as a 2-1 Phils win ... Hit 2nd pinch-HR, 10/1 vs MTL ... Went 3-for-9 (.333), 2 HR, 5 RBI as a pinch-hitter.

CAREER: Six-year pro ... **1994:** Phillies 12th round pick in June draft ... Played 1st season of pro ball with Batavia (A) ... Phillies Co-Player of the Month for July (.371, 17 runs, 26 hits, 11 RBI) ... **1995:** Co-winner of Paul Owens Award for best player in the Phillies minors ... Led all Phillies minor leaguers with a combined .338 average and 177 hits for Clearwater (A) and Reading (AA) ... Hits ranked 2nd among ALL minor leaguers ... Phillies Co-Player of the Month for June (.376, 20 runs, 35 hits, 13 RBI) ... In-season and post-season Florida State League All-Star ... Led FSL in hitting, .353, appearing in 96 of Clearwater's 138 games prior to promotion to Reading ... Played for Tempe in Arizona Fall League ... **1996:** Began season at Reading (AA) ... Had season-best 4-hit game, 6/6 vs New Britain ... Hit in 7 straight, 6/18-25, .345 (10-29) ... Promoted to Scranton (AAA), 6/23 ... 1st AAA hit was inside-the-park HR in 1st game, 6/25 vs Rochester ... Had 2-HR game, 7/12 at Syracuse ... Had 4 RBI, 7/28 at Richmond ... Hit grand slam, 8/3 vs Charlotte ... Contract purchased by Phillies, 8/16 ... Made ML debut as a pinch-hitter, 8/16 vs SF ... Collected 1st ML hit (double) & RBI in 1st start (RF), 8/17 vs SF ... Made game-saving, 9th-inning catch, robbing Tim Lincecum of a 2-run HR for final out in 3-1 win, 8/20 at LA ... Hit 1st ML HR, 9/1 vs LA (Hideo Nomo) ... Played for Peoria of the Arizona Fall League finishing 4th with 29 RBI and tied for 4th with 29 runs ... Played winter ball for Arecibo, PR ... **1997:** Had 3-HR, 5-RBI game in spring training, 3/16 at KC ... Began season as Phillies starting center fielder ... Broke 2-2 tie with 8th-inning GW solo HR in 3-2 win, 4/6 at SD ... Broke out of .153 (9-59) slump with 3-hit game, 4/28 vs PIT ... Had an RBI in 4 straight games, 4/26-30 ... Had 5-game hit streak, 4/28-5/2, .419 (8-19) ... Hit .310 (9-29) with runners in scoring position ... Optioned to Scranton, 5/22 ... Made 35 starts for Phils ... Spent remainder of season with Red Barons, appearing in 83 games ... Hit .028 (1-36) in first 11 games; .275 (71-258), 9 HR, 36 RBI in 72 games after 6/5 ... Had 15-game hit streak, 6/21-7/6, .429 (24-56) ... Had 2-HR game, 6/21 at Toledo ... Hit grand slam with club-record 7 RBI, 6/28 vs Pawtucket ... Played in Florida Instructional League ... **1998:** Began season at Scranton ... Set Scranton record with career-high 24 HR, 20 of which were on the road (also a club mark) ... 10 HR in July tied club mark for a month ... Set club mark for extra-base hits (61), that was later broken by Marlon Anderson ... Had team-high 20-game hit streak, 8/2-21, .386 (32-83) ... Had back-to-back 2-HR games, 7/1 at Syracuse and 7/2 at Buffalo ... Phillies Minor League Player of the Week, 7/13-19, .500 (13-26), 2 HR, 8 RBI ... Tied club record with 4 walks, 8/16 at Buffalo ... Selected as starting outfielder on Red Barons 10th Anniversary All-Time Team ... Recalled by Phillies, 8/29, after Gregg Jefferies was traded to Angels ... At time of recall, ranked 2nd in International League in hits (147) and 3rd in extra-base hits ... Homered in 1st at bat/plate app after being recalled, 8/29 at SF ... Matched career high with 3 hits, 9/15 at ATL ... Made 19 starts, all in LF ... Had ligament reconstruction, 10/2, on right thumb, by Dr. Randall Culp in Philadelphia.

PERSONAL: Wendell Errol (Junior) Magee, Jr. ... Single; one son, Joshua ... 1990 graduate of Hattiesburg (MS) High School, where he was MVP of the football team ... Attended Pearl River Junior College and Samford University, where he played football and baseball ... In '93, led Samford with a .376 average and in '94 was Transamerica All-Conference (.382, 8 HR, 38 RBI) ... Played Little League ... Cousin James Brown played professional basketball for the Atlanta Hawks ... Hobbies: Music, fishing and hunting.

(continued on the next page)

WENDELL MAGEE JR'S CAREER RECORD

Year	Club	AVG	G	AB	R	H	2B	3B	HR	RBI	SH	SF	HP	BB	SO	SB	CS	E
1994	Batavia	.279	63	229	42	64	12	4	2	35	1	2	4	16	24	10	2	6
1995	Clearwater	*.353	96	388	67	137	24	5	6	46	1	5	4	33	40	7	10	5
	Reading	.294	39	136	17	40	9	1	3	21	0	4	0	21	17	3	4	5
1996	Reading	.293	71	270	38	79	15	5	6	30	0	0	1	24	40	10	6	3
	Scranton	.284	44	155	31	44	9	2	10	32	0	2	0	21	31	3	1	4
	PHILLIES	.204	38	142	9	29	7	0	2	14	0	0	0	9	33	0	0	2
1997	PHILLIES	.200	38	115	7	23	4	0	1	9	0	2	0	9	20	1	4	4
	Scranton	.245	83	294	39	72	20	1	10	39	0	5	0	30	56	4	7	3
1998	Scranton	.290	126	507	86	147	30	7	24	72	0	5	3	46	102	7	7	11
	PHILLIES	.293	20	75	9	22	6	1	1	11	0	0	0	7	11	0	0	2
1999	Scranton	.283	142	566	95	160	34	2	20	79	1	5	2	55	124	10	8	8
	PHILLIES	.357	12	14	4	5	1	0	2	5	0	0	0	1	4	0	0	0
ML	TOTALS	.228	108	346	29	79	18	1	6	39	0	2	0	26	68	1	4	8

* League Leader

MAGEE'S CAREER TRANSACTIONS

—Selected by Philadelphia in 12th round of June, 1994 draft.

MAGEE'S CAREER BATTING BREAKDOWN

1999					Career					
AVG	AB	H	HR	RBI		AVG	AB	H	HR	RBI
—	—	—	—	—	Atlanta	.571	7	4	0	1
.200	5	1	0	0	Chicago	.182	33	6	1	3
—	—	—	—	—	Cincinnati	.000	9	0	0	1
—	—	—	—	—	Colorado	.214	14	3	0	0
—	—	—	—	—	Florida	.353	17	6	0	1
.500	4	2	0	1	Houston	.267	30	8	0	3
—	—	—	—	—	Los Angeles	.208	53	11	1	4
.333	3	1	1	3	Milwaukee	.375	16	6	1	5
1.000	1	1	1	1	Montreal	.296	27	8	1	6
.000	1	0	0	0	New York	.176	34	6	0	1
—	—	—	—	—	Pittsburgh	.320	25	8	0	5
—	—	—	—	—	St. Louis	.143	7	1	0	1
—	—	—	—	—	San Diego	.097	31	3	1	2
—	—	—	—	—	San Francisco	.209	43	9	1	6
—	—	—	—	—	Mar/April	.208	72	15	1	8
—	—	—	—	—	May	.186	43	8	0	1
—	—	—	—	—	August	.206	63	13	1	8
.357	14	5	2	5	Sept/Oct	.256	168	43	4	22
.333	6	2	1	1	Home	.263	160	42	3	19
.375	8	3	1	4	Road	.199	186	37	3	20
.000	1	0	0	0	Day	.242	91	22	3	15
.385	13	5	2	5	Night	.224	255	57	3	24
.250	4	1	1	3	Grass	.193	145	28	3	15
.400	10	4	1	2	Turf	.254	201	51	3	24
—	—	—	—	—	Pre-ASG	.200	115	23	1	9
.357	14	5	2	5	Post-ASG	.242	231	56	5	30
.500	6	3	2	4	vs LHP	.221	68	15	2	13
.250	8	2	0	1	vs RHP	.230	278	64	4	26
.667	3	2	1	4	RISP	.304	102	31	1	33
.333	9	3	2	5	RISP (loaded)	.111	9	1	0	5
—	—	—	—	—	Pinch-hitting	.273	11	3	2	5

MAGEE'S CAREER FIELDING

	PCT	G	PO	A	E	TC	DP
Outfield	.966	98	219	5	8	232	2

MAGEE'S GAME HIGHS

HITS: 3, 9/18/96 vs FLA; 4/28/97 vs PIT; 9/15/98 at ATL ... RUNS: 1 ... DOUBLES: 1 ... HOME RUNS: 1 ... RBI: 3, 9/20/99 at MIL ...
STOLEN BASES: 1 ... HITTING STREAK: 6 games, 9/21-27/96 ... GRAND SLAMS: None ... PINCH-HR: 2 times, 9/20/99 at MIL; 10/1/99
vs MTL ... INSIDE-THE-PARK HR: None.

MAGEE'S CAREER STATS BY BALLPARK

	AVG	AB	H	HR	RBI		AVG	AB	H	HR	RBI
Turner	.571	7	4	0	1	County	.375	16	6	1	5
Wrigley	.063	16	1	0	0	Shea	.077	13	1	0	1
Cinergy	.000	9	0	0	1	Veterans	.263	160	42	3	19
Coors	.400	5	2	0	0	Three Rivers	.222	9	2	0	1
Pro Player	.250	8	2	0	1	Busch	.250	4	1	0	1
Astrodome	.304	23	7	0	3	Qualcomm	.067	15	1	1	2
Dodger	.125	32	4	0	1	3Com	.207	29	6	1	3



#19 FELIX MARTINEZ INF

B-T: S-R

HT: 6-0; WT: 180

AGE: 25, turns 26 on May 18

BORN: May 18, 1974, Nagua, DR

RESIDES: Republica, DR

ML SERVICE: 125 days

HOW OBTAINED: Claimed by the Phillies off waivers from the Kansas City Royals, 10/6/99.

1999 SEASON: Began season at Wichita (AA), where he hit .269 in 87 games with 22 doubles and 19 steals ... Promoted to Omaha (AAA), where he hit .304 in 8 games before his contract was purchased by Kansas City, 9/1 ... Hit a combined .271 in 95 games ... Upon arriving in KC, served a 5-game suspension carried over from 1998 season ... Appeared in 6 games for KC ... Claimed on waivers by PHI, 10/6 ... Played winter ball for Aguilas, DR.

CAREER: Seven-year pro ... **1993:** Contract was purchased by KC from Hiroshima Toyo Carp Club, 2/26 ... Began pro career in the Gulf Coast League ... Tied for 5th in the league with 57 games played ... Stole 22 bases ... **1994:** Was shortstop for the Carolina League Champion Wilmington Blue Rocks ... Named as having the league's Best Infield Arm by Baseball America ... **1995:** Hit .263 in 127 games in 1st season of AA-ball at Wichita ... Again was named by Baseball America as having the Texas League's Best Infield Arm ... Named league's 8th-best prospect by Baseball America ... Led league with a career-high 44 steals ... Led league shortstops in total chances (643) and putouts (222) ... **1996:** Spent 1st season in AAA at Omaha ... Hit .235 in 118 games with 18 steals ... Named Royals' 6th-best prospect by Baseball America ... **1997:** Spent nearly entire season at Omaha ... Hit .254 in 112 games ... Rated the Best Infield Arm in the American Association by Baseball America ... Recalled by KC, 9/2 ... Made ML debut in a pinch-hit role, 9/3 at CIN ... 1st ML hit was an RBI double off OAK's Billy Taylor in his 1st start, 9/4 ... Overall, appeared in 16 games for KC with 10 starts at shortstop ... Made just 1 error ... Played winter ball for Aguilas, DR ... **1998:** Opened season as KC's starting shortstop ... Struggled offensively, hitting just .161 in April ... Started 25 of the Royals' first 36 games through 5/10 ... Offensive struggles continued as he hit just .129 in 54 games through 6/2 ... Involved in a 6/2 brawl with ANA ... Suspended for 5 games for fighting ... Optioned to Omaha, 6/3 ... Spent remainder of season at Omaha ... Designated for assignment, 9/5.

PERSONAL: Felix Mata Martinez ... Married, wife's name is Anna; one son, Felix, Jr. ... 1993 graduate of Solome Urena (DR).

FELIX MARTINEZ' CAREER RECORD

YEAR	CLUB	AVG	G	AB	R	H	2B	3B	HR	RBI	SH	SF	HP	BB	SO	SB	CS	E
1993	Gulf Coast	.255	57	165	23	42	5	1	0	12	1	0	3	17	26	22	5	30
1994	Wilmington	.268	117	400	65	107	16	4	2	43	12	2	3	30	91	19	8	30
1995	Wichita	.263	127	426	53	112	15	3	3	30	4	1	6	31	71	*44	20	50
1996	Wichita	.235	118	395	54	93	13	4	5	35	10	0	5	44	79	18	10	42
1997	Omaha	.254	112	410	55	104	19	4	2	36	5	1	7	29	86	21	11	36
	KANSAS CITY	.226	16	31	3	7	1	1	0	3	1	0	0	6	8	0	0	1
1998	Omaha	.250	51	164	27	41	8	3	2	16	5	1	1	15	40	6	2	14
	KANSAS CITY	.129	34	85	7	11	1	1	0	5	4	0	1	5	21	3	1	6
1999	Wichita	.269	87	327	57	88	22	2	4	37	8	3	3	37	43	19	12	23
	Omaha	.304	8	23	2	7	5	0	0	2	1	0	0	2	6	0	1	1
	KANSAS CITY	.143	6	7	1	1	0	0	0	0	0	0	0	0	0	0	0	0
ML	TOTALS	.154	56	123	11	19	2	2	0	8	5	0	1	11	29	3	1	7

* League Leader

MARTINEZ' CAREER TRANSACTIONS

—Contract purchased by Kansas City Royals from the Hiroshima Toyo Carp Baseball Club, February 26, 1993.

—Claimed by Philadelphia off waivers from Kansas City Royals, October 6, 1999.

(continued on the next page)

(Martinez continued)

MARTINEZ' CAREER BATTING BREAKDOWN

1999						Career				
AVG	AB	H	HR	RBI		AVG	AB	H	HR	RBI
—	—	—	—	—	Cincinnati	.000	1	0	0	0
—	—	—	—	—	Milwaukee	.250	4	1	0	0
.000	0	0	0	0	Anaheim	.000	4	0	0	0
—	—	—	—	—	Baltimore	.071	14	1	0	0
—	—	—	—	—	Boston	.000	5	0	0	0
—	—	—	—	—	Chicago	.333	6	2	0	0
.000	0	0	0	0	Cleveland	.300	10	3	0	1
.000	0	0	0	0	Detroit	.000	0	0	0	0
—	—	—	—	—	Minnesota	.100	10	1	0	1
—	—	—	—	—	New York	.167	6	1	0	0
.200	5	1	0	0	Oakland	.190	21	4	0	3
.000	0	0	0	0	Seattle	.188	16	3	0	0
—	—	—	—	—	Tampa Bay	.000	6	0	0	0
.000	2	0	0	0	Texas	.143	7	1	0	2
—	—	—	—	—	Toronto	.154	13	2	0	1
—	—	—	—	—	Mar/April	.153	59	9	0	5
—	—	—	—	—	May	.080	25	2	0	0
—	—	—	—	—	June	.000	1	0	0	0
.143	7	1	0	0	Sept/Oct	.211	38	8	0	3
.000	2	0	0	0	Home	.200	70	14	0	7
.200	5	1	0	0	Road	.094	53	5	0	1
.000	2	0	0	0	Day	.167	30	5	0	2
.200	5	1	0	0	Night	.151	93	14	0	6
.143	7	1	0	0	Grass	.165	103	17	0	8
—	—	—	—	—	Turf	.100	20	2	0	0
—	—	—	—	—	Pre-ASG	.129	85	11	0	5
.143	7	1	0	0	Post-ASG	.211	38	8	0	3
.000	1	0	0	0	vs LHP	.152	33	5	0	1
.167	6	1	0	0	vs RHP	.156	90	14	0	7
.000	1	0	0	0	RISP	.182	33	6	0	8
—	—	—	—	—	RISP (loaded)	.000	1	0	0	0
—	—	—	—	—	Pinch-hitting	.000	3	0	0	0

MARTINEZ' CAREER STATS BY BALLPARK

AVG	AB	H	HR	RBI		AVG	AB	H	HR	RBI	
Cinergy	.000	1	0	0	0	County	.250	4	1	0	0
Edison International	.000	3	0	0	0	Coliseum	.154	13	2	0	1
Orion Park	.000	9	0	0	0	Kingdome	.286	7	2	0	0
Comisky (new)	.000	3	0	0	0	Tropicana	.000	1	0	0	0
Kauffman	.200	70	14	0	7	Arlington (new)	.000	1	0	0	0
Metrodome	.000	7	0	0	0	Skydome	.000	4	0	0	0

MARTINEZ' CAREER FIELDING

POS	PCT	G	PO	A	E	TC	DP
Second base	1.000	3	1	2	0	3	1
Shortstop	.960	46	66	102	7	175	30

MARTINEZ' GAME HIGHS

HITS: 2, 3 times, last: 4/20/98 at SEA . . . RUNS: 1 . . . DOUBLES: 1 . . . TRIPLES: 1 . . . HOME RUNS: None . . . RBI: 2, 9/4/97 vs OAK;
4/24/98 vs TEX . . . STOLEN BASES: 1 . . . HITTING STREAK: 2 games, 1998 . . . GRAND SLAMS: None . . . PINCH-HR: None . . . INSIDE-
THE-PARK HR: None.



#78 DOUG NICKLE RHP

B-T: R-R

HT: 6-4; WT: 210

AGE: 25, turns 26 on October 2

BORN: October 2, 1974, Sonoma, CA

RESIDES: Sonoma, CA

HOW OBTAINED: Acquired from Anaheim Angels for Gregg Jefferies, 9/10/98.

1999 SEASON: Spent entire season with Clearwater (A) ... First full season in relief ... Led all Phillies minor leaguers in games (60) and saves (28) ... Finished 1st in Florida State League in games, 2nd in saves ... Longest outing was his 1st, 4/9 vs Sarasota ... Earned 11 saves in May ... Was 1-0, 6 saves, 0.60 ERA (1 ER in 15.0 IP) in 13 games in June; 0-1, 5 saves, 0.75 ERA (1 ER in 12.0 IP) in 11 games in August ... Earned a save in only post-season appearance (1.0 IP, 1 SO) vs Dunedin.

CAREER: Three-year pro ... **1997:** Drafted by ANA in 13th round of June draft ... Began pro career at Boise ... **1998:** Began season at Lake Elsinore (A), as a starter ... Promoted to Cedar Rapids (A), 6/30, where he started and relieved ... Traded to Phillies, 9/10, for Gregg Jefferies ... Joined Phillies Instructional League.

PERSONAL: Douglas A. Nickle ... 1993 graduate of Sonoma Valley High School ... 1997 graduate of University of Cal-Berkeley with a degree in Political Science ... Played Little League, Babe Ruth, American Legion, Cape Cod and semi-pro baseball.

DOUG NICKLE'S CAREER RECORD

YEAR	CLUB	W-L	ERA	G	GS	CG	SHO	SV	IP	H	R	ER	HR	HB	BB	SO	WP	BK
1997	Boise	0-1	6.41	17	2	0	0	0	19.2	27	17	14	3	1	8	22	0	0
1998	Lake Elsinore	3-4	4.48	11	10	1	0	0	66.1	68	40	33	3	3	25	69	13	1
	Cedar Rapids	8-4	3.78	20	7	1	1	0	69.0	66	30	29	2	4	20	59	11	0
1999	Clearwater	2-4	2.29	*60	0	0	0	28	70.2	60	25	18	1	4	23	70	6	0

* League Leader

NICKLE'S CAREER TRANSACTIONS

—Selected by Anaheim Angels in 13th round of June, 1997 draft.

—Traded to Philadelphia, September 10, 1998, for Gregg Jefferies (of).



#31 ROBERT PERSON RHP

B-T: R-R

HT: 6-0; WT: 194

AGE: 30, turns 31 on October 6

BORN: October 6, 1969, St. Louis, MO

RESIDES: St. Louis, MO

ML SERVICE: 3 years, 82 days

HOW OBTAINED: Acquired from Toronto Blue Jays for Paul Spoljaric, 5/5/99.

1999 SEASON: Began season on DL with strained right hamstring ... Made one rehab start at Dunedin (3.0 IP) ... Joined TOR, 4/12 ... Earned 2 saves, 4/16 vs BAL (0.1 IP, 1 SO) and 4/21 vs ANA (1.1 IP, 1 BB, 1 SO) ... Was 0-2, 9.82 ERA with 15 BB and 12 SO in 11 relief appearances for TOR ... Traded to Phillies, 5/5, for Paul Spoljaric ... Made Phillies debut, 5/9 at COL in relief ... Started, 6/1 vs SF (ND, 3.2 IP); 1st ML start since 9/8/97 vs ANA ... Moved permanently into starting rotation, 6/19 at LA, lost 8-1 ... Earned 1st win, 6/26 at CHI, 6-2; 1st ML win since 9/3/98 at MIN and 1st win as a starter since 8/5/97 vs BAL ... Threw 2 combined shutouts: 7/6 vs MIL, 5-hit, 1-0 win (7.0 IP, 4 H, 10 SO) and 7/21 at MIL, 7-hit, 7-0 win (7.2 IP, 7 H, 5 SO) ... Had a career-best 4-game win streak, 7/6-26, 1.26 ERA (4 ER in 28.2 IP) ... Picked up 1st hit (single), 7/26 vs FLA; 1st ML hit since 9/13/96 vs ATL (double) ... Got 1st ML RBI, 7/31 at ATL ... Reached career highs in innings (8.2) and strikeouts (11), 8/20 vs LA; had no-hitter for 6.0 innings, 1st hit was solo HR to Eric Karros to start 7th (had ND in Phils' 8-5 loss) ... Had career-best 13.0 scoreless inning streak, 9/20-30 ... Reached career highs in wins (10), innings (137.0) and strikeouts (127) and tied his high in starts (22) with Phillies ... Became 3rd Phils pitcher in '99 to reach double digits in wins (Schilling 15-6 and Byrd 15-10); 1st time since 1993 when Phils had 5 pitchers with 10 or more wins ... Led club with 8 wins after the All-Star break ... Held right-handers to a .233 (66-283)

(continued on the next page)

(Person continued)

average ... Was 5-1, 3.28 ERA (22 ER in 60.1 IP), 65 strikeouts in 14 games at the Vet ... Went 10-5, 4.14 ERA (58 ER in 126.0 IP) in 22 starts ... Career as a starter: 19-19, 4.83 ERA (178 ER in 331.2 IP).

CAREER: 11-year pro ... 1989: Selected by Indians in June draft ... Started pro career at Burlington of the Appalachian League ... 1990: Made 3 stops including Watertown (NYPL), Kinston (CL) and the Gulf Coast Indians ... Was 2-2, 2.90 ERA with 2 saves in 40.1 innings for the year ... Pitched in 8 games and played all 3 outfield positions for the Gulf Coast Indians ... Hit .087 (4-46), 3 RBI as a utility player (24 games) ... 1991: Traded to White Sox, 6/27 ... Struck out 7.78 batters per 9.0 IP (66 SO/76.1 IP) at South Bend (A) ... 1992: Pitched entire season at Sarasota (A) ... Began season on DL, 4/10-5/13 ... Had a season-high 10 strikeouts, 7/7 vs St. Lucie ... Selected by FLA in the Expansion Draft, 11/17 ... 1993: Spent entire season with High Desert (A) of California League ... His 12 wins were tied for the lead among pitchers in the Marlins organization ... 1994: Traded to Mets, 3/30 ... Spent entire season at Binghamton (AA) of Eastern League ... Was 8-6, 3.36 ERA in 23 games as a starter with 3 complete games and 2 shutouts ... In 150.0 innings, he allowed 117 H, 63 R, 56 ER, 61 BB, 120 SO ... Out of the bullpen, was 1-0 in 5 games ... In his last 7 games (6 starts), went 3-2 with a 1.34 ERA ... Played for Sun Cities Solar Sox of the Arizona Fall League ... Was 3-1, 2.66 ERA, 1 SV, 40.2 IP, 39 SO in 14 games ... 1995: Began season pitching in extended spring ... Joined Binghamton, 5/5 ... His first 19 app were in relief (1-3, 4.70 ERA, 7 SV, 23.0 IP, 20 H, 13 R, 12 ER, 15 BB, 25 SO) ... His last 7 outings were as a starter (4-1, 2.27 ERA, 43.2 IP, 26 H, 14 R, 11 ER, 10 BB, 40 SO) ... Promoted to Norfolk (AAA), 8/10 ... Went 1-1, 4.44 ERA in 4 starts and 1-0 in one relief outing at triple-A ... In International League playoffs, started 2 games for Norfolk, 0-0, 1.38 ERA (13.0 IP, 5 H, 3 R, 2 ER, 10 BB, 14 SO) ... Recalled by Mets, 9/14 ... Made ML debut with 2.0 scoreless innings of relief, 9/18 at ATL ... Threw 3 more scoreless innings, 9/21 at ATL ... Earned 1st ML win in 1st ML start, 9/27 (1) vs CIN, 5-4 (7.0 IP, 3 H, 1 R, 1 ER, 2 BB, 7 SO); was 2-3 with one run scored in the game ... Pitched for Tempe in the Arizona Fall League ... Was 3rd in the AFL with a 2.15 ERA ... Posted a 1-2 record in 11 games, 9 starts, 46.0 IP, 33 H, 15 R, 11 ER, 18 BB, 48 SO ... Also played winter ball for Licey, DR, where he was 0-1, 14.54 ERA in 4 games (1 start) ... 1996: Started season with Mets before being optioned to Norfolk (AAA), 4/27 ... Was 5-0, 3.35 ERA at Norfolk ... Recalled, 6/13 ... Made 13 starts with the Mets, 4-4, 4.48 ERA, 72.1 IP, 66 H, 40 R, 36 ER, 28 BB, 66 SO ... In 14 relief outings he was 0-1 with a 4.67 ERA ... His first 7 games for the Mets were out of the bullpen ... Made 5 straight starts after his recall, 6/13-7/4 (2-2) ... Set career high with 9 strikeouts, 6/23 vs CIN ... Finished season with 8 starts in his final 10 outings ... Went season-high 8.0 innings, 6/23 vs CIN and 9/28 vs PHI ... Pitched winter ball for Licey, DR, where he went 1-2, 3.89 ERA, 8 G, 7 GS, 34.2 IP, 25 H, 20 BB, 27 SO ... Traded to the Blue Jays, 12/20 ... 1997: Set career high in starts (22) ... Was 5-10, 5.61 ERA in his first season with Toronto ... Made 2 appearances, one start, with TOR before being optioned to Syracuse (AAA), 4/17 ... Won only start with Syracuse tossing 7.0 innings without an earned run ... Recalled from Syracuse, 4/25 and returned to rotation making 3 starts before being placed on DL with tendinitis in his right shoulder, 5/8 ... Activated, 5/27 and lost first 2 starts to drop to 0-4 ... Allowed 13 HR in first 14 starts and then did not allow a HR in a season-high 28.2 innings from 7/25 to 8/15 ... Held lefties to a .243 average, 6th-lowest in AL ... Did not start after 9/8 due to right shoulder stiffness ... Had arthroscopic surgery by Dr. James Andrews (Birmingham, AL), 9/12, to remove calcification deposits ... 1998: Opened season with Toronto appearing in 2 games, 0-0, 12.71 ERA in 5.2 IP ... Optioned to Syracuse (AAA), 4/10 ... On DL, 4/16-27, after being involved in a car accident and suffering a neck injury ... Appeared in 9 games, 6 starts, for Syracuse, 3-1, 1 save, 2.20 ERA ... Recalled to Toronto, 6/7 ... Threw season-high 3.2 innings, 6/13 at BAL, earning 2nd win ... Struggled in July allowing earned runs in 6 of 8 appearances ... Was 2-0, 8.23 ERA when optioned to Syracuse to become familiar with the closer's role ... At Syracuse, went 0-2, 5 SV in 11 games (10.0 IP, 4 H, 4 ER, 2 HR, 7 BB, 14 SO) ... Recalled, 9/3 ... Earned 3rd win, 9/3 vs BOS, stranding 2 runners in 11th inning, 0.2 scoreless innings ... Converted his 1st career save in 1st opportunity, 9/6 vs BOS, with a 1-2-3 ninth inning (1 SO) ... Recorded saves in 3 straight games at Yankee Stadium, 9/11, 12 & 13 - in the 3 games allowed 1 hit, struck out 2 ... Finished season as a closer, converting first 5 opportunities and recording 6 saves in 8 chances ... Went 1-0, 6 SV, 4.09 ERA (5 ER in 11.0 IP), 10 SO as the closer ... 4 of the 5 ER came in one outing, 9/17 at DET, 1st blown save ... Played winter ball for Lara, VZ, 1-0, 7 SV, 0.79 ERA in 10 games.

PERSONAL: Robert Alan Person ... Single ... 1987 graduate of University City High School (MO), where he lettered in football and baseball ... Played collegiate baseball at Seminole (OK) Junior College ... Father Rudolph is the Athletic Director at Beaumont High School in St. Louis; great-uncle Red Longley played for the Memphis Red Sox.

PERSON'S CAREER TRANSACTIONS

- Selected by the Cleveland Indians in 25th round of June, 1989 draft.
- Traded to Chicago White Sox, June 27, 1991, for Grady Hall (p).
- Selected by Florida Marlins in 2nd round (47th overall) of Major League Expansion Draft, November 17, 1992.
- Granted free agency, December 19, 1992.
- Re-signed by Florida Marlins, January 8, 1993.
- Traded to New York Mets, March 30, 1994, for Steve Long (rhp).
- Traded to Toronto Blue Jays, December 20, 1996, for John Olerud (1b) and cash, December 20, 1996.
- On disabled list with tendinitis in right shoulder, May 8-27, 1997.
- On disabled list after surgery to remove calcification deposits in right shoulder, September 15, 1997 through remainder of season.
- On disabled list with a strained right hamstring, March 25-April 12, 1999; included rehabilitation assignment to Dunedin, April 9-12.
- Traded to Philadelphia, May 5, 1999, for Paul Spoljaric (lhp).

MAJOR LEAGUE HITTING TOTALS

YEAR	AVG	AB	R	H	2B	3B	HR	RBI	SH	SF	HP	BB	SO	SB	CS	E
1999	.073	41	3	3	0	0	0	1	4	0	1	1	23	0	0	1
Career	.116	69	5	8	1	0	0	1	9	0	1	2	36	0	0	7

ROBERT PERSON'S CAREER RECORD

YEAR	CLUB	W-L	ERA	G	GS	CG	SHO	SV	IP	H	R	ER	HR	HB	BB	SO	WP	BK
1989	Burlington	0-1	3.18	10	5	0	0	1	34.0	23	13	12	1	5	17	19	5	0
1990	Kinston	1-0	2.70	4	3	0	0	0	16.2	17	6	5	0	0	9	7	0	0
	Indians, GCL	0-2	7.36	8	0	0	0	2	7.1	10	7	6	0	0	4	8	1	0
	Watertown	1-0	1.10	5	2	0	0	2	16.1	8	2	2	0	0	7	19	0	0
1991	Kinston	3-5	4.67	11	11	0	0	0	52.0	56	37	27	2	2	42	45	2	1
	Bend	1-1	3.60	2	2	0	0	0	10.0	6	6	4	0	1	5	6	1	0
	South Bend	4-3	3.30	13	13	0	0	0	76.1	50	35	28	3	0	56	66	4	0
1992	Sarasota	5-7	3.59	19	18	1	0	0	105.1	90	48	42	7	1	62	85	7	0
1993	High Desert	12-10	4.69	28	26	4	0	0	169.0	184	115	88	13	4	48	107	9	1
1994	Binghamton	9-6	3.45	31	23	3	2	0	159.0	124	68	61	18	3	68	130	6	0
1995	Binghamton	5-4	3.11	26	7	1	0	7	66.2	46	27	23	4	0	25	65	1	0
	Norfolk	2-1	4.50	5	4	0	0	0	32.0	30	17	16	2	0	13	33	4	0
	NEW YORK (NL)	1-0	0.75	3	1	0	0	0	12.0	5	1	1	1	0	2	10	0	0
1996	Norfolk	5-0	3.35	8	8	0	0	0	43.0	33	16	16	7	1	21	32	1	0
	NEW YORK (NL)	4-5	4.52	27	13	0	0	0	89.2	86	50	45	16	2	35	76	3	0
	Syracuse	1-0	0.00	1	1	0	0	0	7.0	4	1	0	0	0	2	5	0	0
1997	TORONTO	5-10	5.61	23	22	0	0	0	128.1	125	86	80	19	5	60	99	7	0
	Syracuse	3-3	2.29	20	6	1	0	6	59.0	38	17	15	9	1	29	55	3	0
	TORONTO	3-1	7.04	27	0	0	0	6	38.1	45	31	30	9	2	22	31	0	0
1999	TORONTO	0-2	9.82	11	0	0	0	2	11.0	9	12	12	1	4	15	12	2	0
	Dunedin - a	0-0	3.00	1	1	0	0	0	3.0	4	1	1	0	0	1	3	0	0
	PHILLIES	10-5	4.27	31	22	0	0	0	137.0	130	72	65	23	2	70	127	3	1
AL	TOTALS	8-13	6.18	61	22	0	0	8	177.2	179	129	122	29	11	97	142	9	0
NL	TOTALS	15-10	4.19	61	36	0	0	0	238.2	221	123	111	40	4	107	213	6	1
ML	TOTALS	23-23	5.04	122	58	0	0	8	416.1	400	252	233	69	15	204	355	15	1

a - Rehabilitation Assignment

PERSON'S CAREER PITCHING BREAKDOWN

1999						Career				
W-L-S	ERA	G	IP	ER		W-L-S	ERA	G	IP	ER
0-1-0	4.50	1	6.0	3	Arizona	0-1-0	4.50	1	6.0	3
0-1-0	9.82	1	3.2	4	Atlanta	0-1-0	4.42	6	18.1	9
2-0-0	1.46	2	12.1	2	Chicago	2-0-0	1.42	3	12.2	2
1-1-0	9.90	2	10.0	11	Cincinnati	2-2-0	4.34	7	29.0	14
0-0-0	36.00	1	1.0	4	Colorado	0-0-0	15.43	3	2.1	4
2-0-0	1.29	2	14.0	2	Florida	3-1-0	1.74	6	31.0	6
0-0-0	6.00	1	6.0	4	Houston	0-1-0	10.80	4	10.0	12
0-1-0	3.55	2	12.2	5	Los Angeles	0-1-0	3.55	2	12.2	5
2-0-0	1.37	3	19.2	3	Milwaukee	2-0-0	1.74	4	20.2	4
0-0-0	0.00	1	2.0	0	Montreal	1-0-0	3.00	4	18.0	6
1-0-0	2.00	4	9.0	2	New York	1-0-0	3.63	7	17.1	7
—	—	—	—	—	Philadelphia	2-0-0	2.91	4	21.2	7
0-1-0	15.75	1	4.0	7	Pittsburgh	0-1-0	9.20	4	14.2	15
0-0-0	1.50	1	6.0	1	St. Louis	1-1-0	0.57	4	15.2	1
1-0-0	1.13	2	8.0	1	San Diego	1-1-0	6.57	3	12.1	9
0-0-0	7.27	2	8.2	7	San Francisco	1-1-0	8.82	4	16.1	16
0-0-1	3.86	2	2.1	1	Anaheim	0-0-1	7.30	4	12.1	10
0-0-1	7.88	4	8.0	7	Baltimore	2-2-2	5.97	12	37.2	25
1-0-0	4.50	1	6.0	3	Boston	2-0-1	4.32	4	8.1	4
—	—	—	—	—	Chicago	0-1-0	19.29	2	4.2	10
—	—	—	—	—	Cleveland	0-1-0	7.04	3	7.2	6
—	—	—	—	—	Detroit	0-3-1	6.46	5	15.1	11
—	—	—	—	—	Kansas City	1-0-0	1.42	1	6.1	1
—	—	—	—	—	Minnesota	1-0-0	5.30	4	18.2	11
0-1-0	9.00	3	2.0	2	New York	0-1-3	9.00	7	7.0	7
0-0-0	15.00	1	3.0	5	Oakland	1-1-0	6.43	5	21.0	15
0-1-0	20.25	2	1.1	3	Seattle	0-2-0	5.40	3	8.1	5
0-0-0	0.00	2	1.1	0	Tampa Bay	0-0-0	3.38	3	2.2	1
—	—	—	—	—	Texas	0-1-0	9.45	2	6.2	7
0-0-0	0.00	1	1.0	0	Toronto	0-0-0	0.00	1	1.0	0

(continued on the next page)

(Person continued)

PERSON'S CAREER PITCHING BREAKDOWN (CONTINUED)

0-2-2	8.22	9	7.2	7	Mar/April	0-4-2	6.82	21	31.2	24
0-0-0	10.61	7	9.1	11	May	0-2-0	8.46	10	22.1	21
1-1-0	4.71	7	21.0	11	June	7-5-0	4.15	21	86.2	40
4-2-0	3.52	7	38.1	15	July	6-4-0	4.81	27	101.0	54
3-0-0	3.26	6	38.2	14	August	5-5-0	5.48	17	87.0	53
2-2-0	5.18	6	33.0	19	Sept/Oct	5-3-6	4.21	26	87.2	41
5-1-2	3.90	20	67.0	29	Home	12-8-4	4.22	55	200.2	94
5-6-0	5.33	22	81.0	48	Road	11-15-4	5.80	67	215.2	139
4-3-0	5.40	14	43.1	26	Day	8-9-3	5.58	33	111.1	69
6-4-2	4.39	28	104.2	51	Night	15-14-5	4.84	89	305.0	164
4-4-0	4.60	16	60.2	31	Grass	10-14-4	5.25	61	200.2	117
6-3-2	4.74	26	87.1	46	Turf	13-9-4	4.84	61	215.2	116
2-4-2	6.35	26	51.0	36	Pre-ASG	9-12-2	5.33	59	170.2	101
8-3-0	3.80	16	97.0	41	Post-ASG	14-11-6	4.84	63	245.2	132
10-5-0	4.14	22	126.0	58	Starter	20-19-0	4.71	58	332.2	174
0-2-2	7.77	20	22.0	19	Reliever	3-4-8	6.35	64	83.2	59

PERSON'S CAREER STATS BY BALLPARK

	W-L-S	ERA	G	IP	ER		W-L-S	ERA	G	IP	ER
Bank One	0-1-0	4.50	1	6.0	3	Dodger	0-1-0	2.25	1	4.0	1
Atlanta-Fulton	0-0-0	3.52	3	7.2	3	County	1-0-0	2.13	2	12.2	3
Turner	0-1-0	7.71	2	4.2	4	Olympic	1-0-0	0.00	2	9.0	0
Wrigley	1-0-0	1.59	2	5.2	1	Shea	3-2-0	3.21	14	53.1	19
Cinergy	1-0-0	2.45	4	11.0	3	Veterans	6-1-0	3.25	16	72.0	26
Coors	0-0-0	15.43	3	2.1	4	Three Rivers	0-1-0	10.00	2	9.0	10
Pro Player	2-0-0	0.53	4	17.0	1	Busch	1-0-0	0.00	2	9.0	0
Astrodome	0-1-0	10.13	2	8.0	9	Monterrey	0-1-0	16.62	1	4.1	8
						Qualcomm	0-0-0	0.00	1	2.0	0
						3Com	0-1-0	15.43	2	7.0	12
Edison	0-0-0	7.11	2	8.1	5	Metrodome	1-0-0	7.59	3	10.2	9
Oriole Park	1-1-0	6.17	5	23.1	16	Yankee	0-1-3	1.80	5	5.0	1
Fenway	1-0-0	5.40	2	6.2	4	Coliseum	0-1-0	14.40	1	5.0	8
Comiskey (new)	0-1-0	19.29	2	4.2	10	Kingdome	0-1-0	20.25	2	1.1	3
Jacobs	0-1-0	9.00	2	6.0	6	Tropicana	0-0-0	6.75	1	1.1	1
Tiger	0-2-1	9.00	4	8.0	8	SkyDome	4-5-4	5.30	29	93.1	55

PERSON'S CAREER FIELDING

POS	PCT	G	PO	A	E	TC	DP
Pitcher	.870	122	16	31	7	54	1

PERSON'S CAREER HIGHS

STRIKEOUTS: 11 - 8/20/99 vs LA ... **WALKS:** 6 - 8/20/97 at CWS ... **LONGEST OUTING:** starter - 8.2 inn, 8/20/99 vs LA ... reliever - 3.2 inn, 6/13/98 vs BAL ... **WINNING STREAK:** 4 games, 6/26-7/26/99 ... **LOSING STREAK:** 4 games, 4/27-6/1/97 ... **SCORELESS STREAK:** 13.0 inn, 9/20-30/99.



#35 CLIFF POLITTE RHP

(pronounced po-LEET)

B-T: R-R

HT: 5-11; WT: 185

AGE: 26

BORN: February 27, 1974, St. Louis, MO

RESIDES: St. Louis, MO

ML SERVICE: 91 days

HOW OBTAINED: Acquired from St. Louis Cardinals with Jeff Brantley and Ron Gant for Ricky Bottalico and Garrett Stephenson, 11/19/98.

1999 SEASON: Began season as a starter at Reading (AA) ... Lost Reading debut, 4/12 at Akron, 2-1 ... Tied pro-high 10 strikeouts, 5/20 vs Akron; had 1-0 shutout through 8th, but ended up losing 4-1 ... Threw complete game in final start, 6/20 vs Portland, won 2-1, 9.0 IP, 3 H, 1 ER, 5 SO ... Recalled by Phillies, 6/23, after going 3-6, 3.87 ERA, 72 SO in 13 starts ... Made Phillies debut and 1st ML/pro relief appearance, 6/27 at CHI ... Returned to Reading, 7/7, after 3 appearances, 9.64 ERA ... Moved into bullpen ... Won 1st game in relief, 7/25 at Binghamton ... Won 6 straight decisions, 7/25-8/25 ... Earned a save in 3 of 4 appearances, 8/5-14 ... Recalled by Phillies, 9/3 ... Was 9th in Eastern League with 3.63 ERA at time of promotion; fell 5 innings short of qualifying at year's end ... Struck out a career-high 6 (in 3.0 IP), 9/5 vs CIN ... Allowed just 4 hits and did not allow a run in final 6.0 innings (3 games) ... Earned only ML win of season in final game, 10/3 vs MTL (2.0 IP, 2 H) ... Played for Peoria in Arizona Fall League.

CAREER: Four-year pro ... **1995:** Selected by STL in 54th round of June draft ... **1996:** Started for Peoria (A) in 1st pro season ... Ranked 3rd in Cardinals system with 14 wins, 2.59 ERA, 151 strikeouts and a .199 opponents average ... Went 6-0 over 9 starts, 4/21-5/27 ... Threw 7.0 shutout innings, 7/23 vs West Michigan, in 7-1 victory ... **1997:** Named Cardinals Minor League Pitcher of the Year ... Went a combined 15-2, 2.22 ERA at Prince William (A) and Arkansas (AA) ... Led organization in wins and strikeouts (144), 3rd in innings (158) and 5th in opp avg (.216) ... Had best ERA among organization starters ... Began season at Prince Wm (A), winning 11 of 12 starts ... Carolina League Pitcher of the Year ... Led CL in ERA (2.24), winning percentage (.917), opp avg (.203) and base runners per 9 IP (9.12) ... Promoted to Arkansas (AA) in mid-July ... Struck out 10 and retired first 15 in 7-3 win, 8/6 vs Tulsa ... **1998:** Began season in Cardinals rotation ... Had a ND in ML debut, 4/2 vs LA (5.0 IP, 1 ER, 2 H, 3 BB, 4 SO), an 8-5 win ... After 8 starts and a 6.32 ERA was optioned to Memphis (AAA) ... Went 1-4, 7.64 ERA in 10 starts, his 1st time in triple-A ... Optioned to Arkansas (AA) in July ... Threw only complete game and shutout of season, 7/25 at San Antonio ... Struck out a season-high 10, twice, 7/15 vs Wichita (7.0 IP) and 8/4 at Tulsa (6.0 IP) ... Traded to Phillies, 11/19.

PERSONAL: Cliff Anthony Politte ... Single ... 1992 graduate of Vianny High School (MO), where he captained the baseball and soccer teams ... Attended Jefferson JC (MO), earning 1st-team All-America, All-Conference and All-Region honors ... Threw a 5-inning no-hitter in college, striking out 11 of 15 batters ... Hobbies: Golf and boating.

CLIFF POLITTE'S CAREER RECORD

YEAR	CLUB	W-L	ERA	G	GS	CG	SHO	SV	IP	H	R	ER	HR	HB	BB	SO	WP	BK
1996	Peoria	14-6	2.59	25	25	0	0	0	149.2	108	50	43	8	7	47	151	5	1
1997	Prince William	11-1	2.24	19	19	0	0	0	120.1	89	37	30	11	2	31	118	2	2
	Arkansas	4-1	2.15	6	6	0	0	0	37.2	35	15	9	3	0	9	26	0	0
1998	ST. LOUIS	2-3	6.32	8	8	0	0	0	37.0	45	32	26	6	1	18	22	2	1
	Memphis	1-4	7.64	10	10	0	0	0	50.2	71	46	43	10	0	24	42	3	0
	Arkansas	5-3	2.96	10	10	1	1	0	67.0	56	25	22	6	1	16	61	0	0
1999	Reading	9-8	3.63	37	13	1	0	5	109.0	112	45	44	12	5	33	97	2	0
	PHILLIES	1-0	7.13	13	0	0	0	0	17.2	19	14	14	2	0	15	15	2	0
ML	TOTALS	3-3	6.59	21	8	0	0	0	54.2	64	46	40	8	1	33	37	4	1

* League Leader

POLITTE'S CAREER TRANSACTIONS

—Selected by St. Louis Cardinals in 54th round of June, 1995 draft.

—Traded to Philadelphia with Jeff Brantley (rhp) and Ron Gant (of), November 19, 1998, for Ricky Bottalico (rhp) and Garrett Stephenson (rhp).

MAJOR LEAGUE HITTING TOTALS

YEAR	AVG	AB	R	H	2B	3B	HR	RBI	SH	SF	HP	BB	SO	SB	CS	E
Career	.071	14	0	1	0	0	0	0	1	0	0	1	8	0	0	1

(continued on the next page)

(Politte continued)

POLITTE'S CAREER PITCHING BREAKDOWN

1999					Career					
W-L-S	ERA	G	IP	ER		W-L-S	ERA	G	IP	ER
—	—	—	—	—	Atlanta	0-1-0	22.50	1	2.0	5
0-0-0	9.82	2	3.2	4	Chicago	0-0-0	9.45	3	6.2	7
0-0-0	16.20	2	3.1	6	Cincinnati	0-0-0	16.20	2	3.1	6
—	—	—	—	—	Colorado	1-0-0	1.59	1	5.2	1
0-0-0	3.86	3	2.1	1	Houston	0-0-0	3.86	3	2.1	1
—	—	—	—	—	Los Angeles	0-0-0	1.80	1	5.0	1
0-0-0	27.00	1	0.2	2	Milwaukee	0-0-0	27.00	1	0.2	2
1-0-0	0.00	2	4.0	0	Montreal	1-1-0	2.89	3	9.1	3
0-0-0	0.00	1	0.2	0	New York	0-1-0	11.12	2	5.2	7
—	—	—	—	—	Philadelphia	1-0-0	9.00	1	5.0	5
0-0-0	3.00	2	3.0	1	Pittsburgh	0-0-0	3.00	2	3.0	1
—	—	—	—	—	San Francisco	0-0-0	1.50	1	6.0	1
—	—	—	—	—	Mar/April	2-1-0	3.67	5	27.0	11
—	—	—	—	—	May	0-2-0	13.50	3	10.0	15
0-0-0	12.27	2	3.2	5	June	0-0-0	12.27	2	3.2	5
0-0-0	0.00	1	1.0	0	July	0-0-0	0.00	1	1.0	0
1-0-0	6.23	10	13.0	9	Sept/Oct	1-0-0	6.23	10	13.0	9
1-0-0	5.23	6	10.1	6	Home	2-1-0	6.85	9	22.1	17
0-0-0	9.82	7	7.1	8	Road	1-2-0	6.40	12	32.1	23
1-0-0	6.75	5	8.0	6	Day	2-0-0	3.90	9	27.2	12
0-0-0	7.45	8	9.2	8	Night	1-3-0	9.33	12	27.0	28
0-0-0	18.00	3	3.0	6	Grass	2-2-0	7.53	10	34.2	29
1-0-0	4.91	10	14.2	8	Turf	1-1-0	4.95	11	20.0	11
0-0-0	9.64	3	4.2	5	Pre-ASG	2-3-0	6.70	11	41.2	31
1-0-0	6.23	10	13.0	9	Post-ASG	1-0-0	6.23	10	13.0	9
—	—	—	—	—	Starter	2-3-0	6.32	8	37.0	26
1-0-0	7.13	13	17.2	14	Reliever	1-0-0	7.13	13	17.2	14

POLITTE'S CAREER STATS BY BALLPARK

	W-L-S	ERA	G	IP	ER		W-L-S	ERA	G	IP	ER
Wrigley	0-0-0	13.50	2	4.2	7	Olympic	0-1-0	5.06	1	5.1	3
Coors	1-0-0	1.59	1	5.2	1	Shea	0-1-0	11.12	2	5.2	7
Astrodome	0-0-0	6.75	2	1.1	1	Veterans	1-0-0	5.23	6	10.1	6
County	0-0-0	27.00	1	0.2	2	Three Rivers	0-0-0	3.00	2	3.0	1
						Busch	1-1-0	8.25	3	12.0	11
						3Com	0-0-0	1.50	1	6.0	1

POLITTE'S CAREER FIELDING

POS	PCT	G	PO	A	E	TC	DP
Pitcher	.900	21	4	5	1	10	0

POLITTE'S GAME HIGHS

STRIKEOUTS: 6, 9/5/99 vs CIN ... **LONGEST OUTING:** starter - 6.0 Inn, 4/12/98 at SF, ... reliever - 3.0 Inn, 9/5/99 vs CIN ... **WINNING STREAK:** 2 games, 1998 ... **LOSING STREAK:** 3 games, 1998.



#12 TOM PRINCE C

B-T: R-R

HT: 5-11; WT: 206

AGE: 35, turns 36 on August 13

BORN: August 13, 1964, Kankakee, IL

RESIDES: Bradenton, FL

ML SERVICE: 7 years, 82 days

HOW OBTAINED: Signed by the Phillies as a free agent, 12/15/98.

CONTRACT STATUS: Signed a two-year contract, 12/15/98.

1999 SEASON: Began season on DL after tearing ligaments in left wrist while swinging a bat in spring training. Underwent surgery to repair the 2 torn ligaments, 3/29, by Dr. Randall Culp. Had rehab assignments at 3 levels. Hit .238 in 7 games, 5 at catcher, for Gulf Coast Phillies (R), in 1st rehab assignment. 2nd rehab assignment was with Clearwater (A). Hit .364, 2 HR, 9 RBI in 9 games all at catcher. Finished rehab with 7 games, 6 at catcher, at Scranton (AAA), .091, 1 HR, 1 RBI, 8/12-26. Stole 1st base in 5 years, 8/17 vs Pawtucket. Left team, 8/26 to be with ailing father. Joined Phillies and activated from DL, 9/3. Played in 1st Phillies game as defensive replacement, 9/4 vs CIN. Only hit of season came on 9/8 vs HOU, 1-for-1 as defensive replacement. Made only ML start, 9/13 at HOU, his last game of season.

CAREER: 16-year pro. 1983: Drafted twice by ATL (Jan. and June), did not sign. 1994: Signed by PIT in January draft. Began pro career at Watertown (A). Optioned to Bradenton (R), 7/8. 1985: Spent season with Macon (A) of South Atlantic League. Led all SAL catchers in games (124), putouts (810), assists (101), total chances (930) and double plays (10). 1986: Spent season with Prince William (A) of Carolina League. Finished 3rd in CL in doubles (34) and led CL catchers in games (121), putouts (821), total chances (954) and tied for lead in assists (113). 1987: Spent season at Harrisburg (AA) of Eastern League. EL post-season All-Star. Led all EL catchers in games (113), putouts (622), assists (88), total chances (721) and double plays (9). Threw out 39% of base stealers (56-144). Hit .333 (11-33), 4 HR in 9 post-season games. Hit solo HR with 2 outs in bottom of ninth to tie deciding game of semi-final series vs Reading (Harrisburg went on to win). Hit homers in first 2 games of EL Championship. Contract was purchased by PIT, 9/14. Made ML debut, 9/22 at MTL. 1st career hit was 2-run HR (Bob Ojeda), 9/27 at NYM. 1988: Began season at Buffalo (AAA). Selected to the first Triple-A All-Star Game. Recalled by PIT, 7/28. Appeared in 29 games, making 21 starts. 1989: Began season at Buffalo. Recalled by PIT, 4/17, when Mike Lavalliere went on the DL. Appeared in 21 games, making 16 starts before being optioned back to Buffalo, 6/8. Hit 2 HR, 7 RBI (including a grand slam), 7/31 at Louisville. 1990: Began season in majors with PIT. Appeared in 3 games before option to Buffalo, 4/30. Player of the Month for July, .247 (23-93), 4 HR, 19 RBI. Started a team-high 88 games behind the plate and threw out 30% of base stealers (30-99). Recalled 9/5, finishing the season 1-for-10 in 4 games. 1991: Began season with PIT. Went 0-1 in his lone game before being outrighted to Buffalo, 4/18. Made 78 starts at AAA. Threw out 57% (32-57) of base stealers and picked off 9 runners. Had contract purchased by PIT, 7/27. Was hitting .333 (4-12) before going on DL, 8/13 with a bruised right shoulder. Activated, 9/1. Hit 2nd ML HR, 9/9 at SF (off Dave Righetti). 1992: Began season with PIT, appearing in 18 games (8 starts) before being outrighted to Buffalo, 5/29. Led all American Association catchers in double plays (12). Threw out 43% (28-65) of base stealers at AAA. Contract purchased by PIT, 9/16. 1993: First full season in the majors, 4th straight year he opened the season with PIT. Played in a career-high 66 games (50 starts). Hit .375 (3-8) in 9 pinch-hit app. Had 3 infield singles, including bunt single, 5/16 at CHI. Hit 1st/only career inside-the-park home run, 5/27 vs FLA with a career-high 3 RBI. Also had 3 RBI, 8/27 vs SD. Signed by LA as a free agent, 11/8. 1994: Hit .333 (2-6) in 3 games with LA after contract was purchased from Albuquerque (AAA), 4/9. Made Dodger debut as starting catcher, 4/14 at STL. Optioned to AAA, 4/22. Pacific Coast League Player of the Week, 5/22-28. Hit a career-high 20 HR for Albuquerque. 1995: Began season with Albuquerque. Contract purchased, 5/15. Only multiple-hit game and 1st Dodger HR came on 5/25 at NYM. On DL, 6/4-7/10, with a left thigh contusion and concussion from a home plate collision with Mets' Jose Vizcaino on 6/3. 1996: Began season with Albuquerque. Hit .411 with 7 HR, 22 RBI in 32 games when contract was purchased by LA, 5/19. Made 15 starts (40 games), Dodgers went 11-4 in those starts. Tied career-high 3 hits, 8/4 vs ATL. Laid down 4 successful suicide squeeze bunts: 7/2 at SD (scored Greg Gagne), 7/25 at FLA (Mike Busch), 8/4 vs ATL (Wayne Kirby), 8/25 vs NYM (Gagne). Hit .421 (8-19) in final 10 games. 1997: Reached career highs in HR (3) and RBI (14). 23 of 47 games were starts. Threw out 71% (15-21) of base stealers. Had streak of 8 straight CS halted, 7/3 at ANA when Darin Erstad stole second. Knocked in game-winning run in 15th inning on a 2-out infield hit, 4/7 vs NYM. Tied career-high 3 hits twice, 4/13 at PIT and 9/15 at STL. Homered in consecutive games for 1st time in career, 7/22-23 vs NYM. Hit 3rd HR, 9/2 at TEX. 1998: Of his 37 games with LA, 22 were starts. Hit in 10 of those starts. Did not commit an error in 32 games and 191 total chances behind the plate. Threw out 46% (11-24) of base stealers; 28.5% (66-231) in his career. Got 2nd career triple, 4/13 vs HOU; last was in 1995. Tied career high with 5-game hit streak, 6/19-7/16. Went 2-4 as a pinch-hitter with 2 walks. Signed by Phillies as a free agent, 12/15.

PERSONAL: Thomas Albert Prince. Married Gail Goodwin (11/11/89); one son, John (7/13/92); one daughter, Shannon (7/7/96). 1982 graduate of Bradley Bourbonnais High School (IL), where he played baseball and football. Was All-Conference and All-Chicago in baseball. Attended Kankakee Community College. Hobbies: Hunting and fishing.

(continued on the next page)

TOM PRINCE'S CAREER RECORD

YEAR	CLUB	AVG	G	AB	R	H	2B	3B	HR	RBI	SH	SF	HP	BB	SO	SB	CS	E
1984	Watertown	.203	23	69	6	14	3	0	2	13	1	0	1	9	13	0	0	1
	Bradenton	.229	18	48	4	11	0	0	1	6	0	0	1	8	10	1	0	2
1985	Macon	.208	124	360	60	75	20	1	10	42	1	5	12	96	92	13	3	19
1986	Prince William	.253	121	395	59	100	34	1	10	47	3	2	7	50	74	4	5	20
1987	Harrisburg	.307	113	365	41	112	23	2	6	54	4	2	8	51	46	6	3	11
	PITTSBURGH	.222	4	9	1	2	1	0	1	2	0	0	0	0	2	0	0	0
1988	Buffalo	.260	86	304	35	79	16	0	14	42	3	1	7	23	53	3	6	12
	PITTSBURGH	.176	29	74	3	13	2	0	0	6	2	0	0	4	15	0	0	2
1989	Buffalo	.202	65	183	21	37	8	1	6	33	1	4	2	22	30	2	3	5
	PITTSBURGH	.135	21	52	1	7	4	0	0	5	0	1	0	6	12	1	1	4
1990	Buffalo	.225	94	284	38	64	13	0	7	37	3	3	5	39	46	4	7	8
	PITTSBURGH	.100	4	10	1	1	0	0	0	0	0	0	0	1	2	0	1	0
1991	Buffalo	.208	80	221	29	46	8	3	6	32	2	3	7	37	31	3	4	5
	PITTSBURGH	.265	26	34	4	9	3	0	1	2	0	0	1	7	3	0	0	1
1992	Buffalo	.262	75	244	34	64	17	0	9	35	2	4	8	20	35	3	1	7
	PITTSBURGH	.091	27	44	1	4	2	0	0	5	0	2	0	6	9	1	1	2
1993	PITTSBURGH	.196	66	179	14	35	14	0	2	24	2	3	7	13	38	1	1	5
1994	Albuquerque	.285	103	330	61	94	31	2	20	54	2	3	12	51	67	2	2	9
	LOS ANGELES	.333	3	6	2	2	0	0	0	1	0	0	0	1	3	0	0	0
1995	LOS ANGELES	.200	18	40	3	8	2	1	1	4	0	0	0	4	10	0	0	1
	Albuquerque	.318	61	192	30	61	15	0	7	36	1	0	2	27	41	0	0	4
1996	Albuquerque	.411	32	95	24	39	5	1	7	22	0	0	2	15	14	0	2	1
	LOS ANGELES	.297	40	64	6	19	6	0	1	11	3	2	2	6	15	0	0	1
1997	LOS ANGELES	.220	47	100	17	22	5	0	3	14	4	1	3	5	15	0	0	1
1998	LOS ANGELES	.185	37	81	7	15	5	1	0	5	2	0	2	7	24	0	0	0
1999	PHILLIES	.167	4	6	1	1	0	0	0	0	0	0	0	1	1	0	0	0
	Phillies, GCL - a	.238	7	21	3	5	3	0	0	3	0	0	1	4	0	0	0	0
	Clearwater - a	.364	9	33	5	12	0	0	2	9	1	0	1	3	3	1	0	1
	Scranton - a	.091	7	22	2	2	0	0	1	1	1	0	1	3	5	1	0	0
ML	TOTALS	.197	326	699	61	138	44	2	9	79	13	9	15	61	149	3	4	17

a - Rehabilitation Assignment

DIVISION SERIES RECORD

YEAR	CLUB, OPP	AVG	G	AB	R	H	2B	3B	HR	RBI	SH	SF	HP	BB	SO	SB	CS	E
1996	LA, ATL	Did Not Play																

PRINCE'S CAREER TRANSACTIONS

- Selected by Atlanta Braves in 8th round of January, 1983 draft, but did not sign.
- Selected by Atlanta Braves in 4th round (secondary phase) of June, 1983 draft, but did not sign.
- Selected by Pittsburgh Pirates in 4th round (secondary phase) of January, 1984 draft.
- On disabled list with a bruised right shoulder, August 13-31, 1991.
- Signed by Los Angeles Dodgers as a free agent, November 8, 1993.
- On disabled list with a concussion and left thigh contusion, June 4-July 10, 1995.
- Signed by Philadelphia as a free agent, December 15, 1998.
- On disabled list after undergoing surgery to repair torn ligaments in left wrist, March 23-September 3, 1999; included rehabilitation assignments to Gulf Coast Phillies, July 21-29, Clearwater, July 29-August 10, and Scranton, August 10-29.

PRINCE'S CAREER STATS BY BALLPARK

	AVG	AB	H	HR	RBI		AVG	AB	H	HR	RBI
Bank One	.250	4	1	0	0	Dodger	.222	99	22	2	15
Atlanta-Fulton	.133	30	4	0	0	County	.000	0	0	0	0
Turner	.091	11	1	0	0	Olympic	.152	33	5	0	2
Wrigley	.240	25	6	1	5	Shea	.268	56	15	2	7
Cinergy	.273	22	6	0	1	Veterans	.169	59	10	0	4
Mile High	.000	4	0	0	0	Three Rivers	.180	178	32	2	23
Coors	.333	12	4	0	0	Busch	.208	48	10	0	4
Pro Player	.136	22	3	0	2	Qualcomm	.143	28	4	0	3
Astrodome	.167	24	4	0	5	3Com	.190	21	4	1	5
Edison International	.500	6	3	0	1	Kingdome	.000	2	0	0	0
Coliseum	.286	7	2	0	0	Arlington (new)	.250	8	2	1	2

PRINCE'S CAREER BATTING BREAKDOWN

AVG	1999					Career				
	AB	H	HR	RBI		AVG	AB	H	HR	RBI
—	—	—	—	—	Arizona	.143	7	1	0	0
—	—	—	—	—	Atlanta	.143	63	9	0	2
—	—	—	—	—	Chicago	.182	44	8	1	9
.000	3	0	0	0	Cincinnati	.214	42	9	0	2
—	—	—	—	—	Colorado	.250	20	5	0	0
—	—	—	—	—	Florida	.152	33	5	1	7
.333	3	1	0	0	Houston	.209	43	9	0	7
—	—	—	—	—	Los Angeles	.400	5	2	0	1
—	—	—	—	—	Milwaukee	.000	2	0	0	0
—	—	—	—	—	Montreal	.125	56	7	0	2
—	—	—	—	—	New York	.259	108	28	4	15
—	—	—	—	—	Philadelphia	.169	83	14	0	8
—	—	—	—	—	Pittsburgh	.320	25	8	0	4
—	—	—	—	—	St. Louis	.200	65	13	0	5
—	—	—	—	—	San Diego	.149	47	7	1	6
—	—	—	—	—	San Francisco	.188	32	6	1	8
—	—	—	—	—	Anaheim	.500	6	3	0	1
—	—	—	—	—	Oakland	.286	7	2	0	0
—	—	—	—	—	Seattle	.000	3	0	0	0
—	—	—	—	—	Texas	.250	8	2	1	2
—	—	—	—	—	Mar/April	.170	94	16	0	12
—	—	—	—	—	May	.182	132	24	2	18
—	—	—	—	—	June	.179	95	17	1	8
—	—	—	—	—	July	.239	92	22	2	10
—	—	—	—	—	August	.204	147	30	1	16
.167	6	1	0	0	Sept/Oct	.209	139	29	3	15
.250	4	1	0	0	Home	.179	257	46	4	34
.000	2	0	0	0	Road	.208	442	92	5	45
.000	1	0	0	0	Day	.185	249	46	2	24
.200	5	1	0	0	Night	.204	450	92	7	55
—	—	—	—	—	Grass	.219	351	77	7	42
.167	6	1	0	0	Turf	.175	348	61	2	37
—	—	—	—	—	Pre-ASG	.187	347	65	3	42
.167	6	1	0	0	Post-ASG	.207	352	73	6	37
.000	3	0	0	0	vs LHP	.190	273	52	3	21
.333	3	1	0	0	vs RHP	.202	426	86	6	58
.000	4	0	0	0	RISP	.258	182	47	3	69
—	—	—	—	—	RISP (loaded)	.200	15	3	0	7
—	—	—	—	—	Pinch-hitting	.229	35	8	0	2

PRINCE'S CAREER FIELDING

	PCT	G	PO	A	E	TC	DP	PB
Catcher	.988	289	1274	133	17	1424	19	20
First Base	1.000	1	1	0	0	1	0	
Third Base	—	1	0	0	0	0	0	

PRINCE'S GAME HIGHS

HITS: 3, 4 times, last: 9/15/97 at STL... RUNS: 2, several times, last: 7/22/97 vs NYM... DOUBLES: 2, 7/4/93 at CIN; 8/30/98 vs NYM...
 TRIPLES: 1... HOME RUNS: 1... RBI: 3, twice, last: 8/27/93 vs SD... HITTING STREAK: 5 games, 3 times, last: 6/19-7/16/98... INSIDE-
 THE-PARK HR: 1, 5/27/93 vs FLA.



#8 DESI RELAFORD SS

B-T: S-R

HT: 5-9; WT: 174

AGE: 26, turns 27 on September 16

BORN: September 16, 1973, Valdosta, GA

RESIDES: Jacksonville, FL

ML SERVICE: 2 years, 64 days

HOW OBTAINED: Acquired from Seattle Mariners for Terry Mulholland, 7/31/96.

1999 SEASON: Had solid start, hitting .321 in April ... Had career-high 12-game hit streak, 4/6-24, .350 (14-40), 9 RBI ... Lone HR was 434' blast, 5/9 at COL ... Missed 80 games after tearing a ligament in his right wrist ... Underwent surgery, 6/25, performed by Dr. Randall Culp (hand specialist) ... On DL, 6/17-9/12 ... Had 7-game rehab assignment, playing 2 games at Clearwater (A) and then 5 post-season games for Scranton (AAA) ... Hit .348 (8-23) in playoffs for Scranton ... Reinstated from DL, 9/13 ... Made 1st start, 9/14 at HOU ... For the season, hit .305 with runners in scoring position ... Was 5-for-11 (.455) with the bases loaded with 11 RBI.

CAREER: Nine-year pro ... **1991:** Selected by Seattle in 4th round of June draft ... Played 1st season of pro ball with Tempe ... **1992:** Led all Carolina League shortstops in assists (382) for Peninsula ... **1993:** Tied for Southern League lead among shortstops in errors (35) for Jacksonville ... Played for Sun Cities in the Arizona Fall League; hit .219 with 13 RBI in 45 games ... Named Mariners' #4 prospect by *Baseball America* ... **1994:** Began season at Jacksonville, but was sent to Riverside, 5/14 ... Had a season-best 6 RBI, 5/22 at High Desert ... Stole 14 straight without getting caught, 4/10-5/31, including 9 straight at Jacksonville ... Named starting shortstop on California League All-Star team ... Finished 2nd in CL in on-base % (.429), 4th in runs (95) and tied for 4th in batting (.310) and walks (78) ... Named #2 prospect in CL by *Baseball America* ... Played for Peoria in the Arizona Fall League, hit .309 with 2 HR, 18 RBI in 48 games and stole 21 in 24 attempts ... AFL Player of the Week, 10/24-30, .480 (12-25) ... Led AFL in games, AB (178) and hits (55); 2nd in runs (37) and stolen bases ... **1995:** Split season between Port City and Tacoma ... Named Seattle's 4th-best prospect and Southern League's 9th-best prospect by *Baseball America* (#92 among top 100 prospects) ... Had an 11-game hit streak, 6/9-20, .352 (17-47) ... Southern League All-Star ... Promoted to Tacoma (AAA), 8/3 ... Was 25-for-34 in stolen base attempts at Port City; 6-for-6 at Tacoma ... Named "Best Defensive Shortstop" (AA) and "Most Exciting Player" (AA) by Southern League managers ... **1996:** Began season with Tacoma ... Named Mariners' 3rd-best prospect by *Baseball America*, Infielder with Best Arm and Best Athlete ... Played both shortstop (19 games) and 2nd base (73 games) for Tacoma ... Traded to Phillies, 7/31, for Terry Mulholland ... Made ML debut, starting at shortstop in 2nd game of DH, 8/1 vs STL ... Collected 1st ML hit (single) in same game (Andy Benes) ... After 3 starts (1 at SS, 2 at 2B) was optioned to Scranton (AAA) ... Had 3 hits (HR, 2B, 1B), 8/27 vs Ottawa ... Appeared in 21 games for Scranton before being recalled by Phillies, 9/3 ... 1st ML run was 9th-inning GW in 4-3 win, 9/22 vs NYM (stole 1st ML base in same inning) ... Made 9 starts for Phils, 6 at SS and 3 at 2B ... Played for Peoria in the AFL, finishing tied for 4th in runs (29) and 7th in average (.302) ... AFL Hitter of the Week, 10/28-11/2 (.435) ... **1997:** Spent entire season with Scranton ... Named International League's Best Defensive Shortstop and Best Infield Arm by *Baseball America* poll of managers ... Led league shortstops in assists (373), double plays (81) and chances (587), while finishing 2nd in putouts (160) ... Committed just 12 of his 34 errors in the 2nd half of the season ... Led Scranton in stolen bases (29), at bats (517), hits (138) and games (131) and was 2nd in both doubles (34) and runs (82) ... 2nd in IL in SB and 4th in AB ... Had 3 RBI, 4/3 vs Richmond and 5/10 vs Ottawa ... Had 10-game hit streak, 6/7-17 ... Set club record for HR by a shortstop with 9 ... Red Barons Player of the Month for July (.306, 4 HR, 16 RBI, 7 SB) ... On DL, 5/22-6/1 with strained left hamstring ... Recalled by Phillies, 9/2 ... Appeared in 15 games, making 10 starts, all at shortstop ... Committed 1 error in 12 games at shortstop (44 TC) ... **1998:** Spent 1st full season in the majors as Phils everyday shortstop ... Hit 1st ML HR, 4/26 vs STL (John Frascatore) ... Hit .458 (11-24) during 7-game hit streak, 4/24-5/2 ... Made 1st error, 5/1 vs HOU ... Had back-to-back 3-hit games, 5/20 vs STL and 5/22 at MTL (6-for-9) ... Career-high 11-game hit streak, 6/1-16 (.385, 15-39) was tied for tops among NL rookies ... Collected career highs in hits (4) and RBI (4), 7/4 vs MIL; also had GW RBI-single in 9th inning of 6-5 win ... Hit .298 in 72 games before the All-Star break ... Hit 1st career HR batting RH, 9/10 vs NYM (Al Leiter) ... Had 8-game hit streak, 9/13-22 (.343, 11-32).

PERSONAL: Desmond Lamont (Desi) Relaford ... Single ... 1991 graduate of Sandalwood High School (FL), where he received All-State honors in baseball ... Turned down full scholarship to the University of Tennessee to sign with Mariners ... Hobbies: Music, golf, video games and books.

RELAFord'S CAREER TRANSACTIONS

- Selected by Seattle Mariners in 4th round of June, 1991 draft.
- Traded to Philadelphia, July 31, 1996, for Terry Mulholland (lhp).
- On disabled list with torn ligament in right wrist, June 17-September 12, 1999; included rehabilitation assignment to Clearwater, September 4-5, and Scranton, September 8-12.

DESI RELAFORD'S CAREER RECORD

YEAR	CLUB	AVG	G	AB	R	H	2B	3B	HR	RBI	SH	SF	HP	BB	SO	SB	CS	E
1991	Tempe	.270	46	163	36	44	7	3	0	18	1	5	1	22	24	17	2	18
1992	Peninsula	.216	130	445	53	96	18	1	3	34	4	6	1	39	88	27	7	52
1993	Jacksonville	.244	133	472	49	115	16	4	9	47	6	4	7	50	103	16	12	32
1994	Jacksonville	.203	37	143	24	29	7	3	3	11	2	2	0	22	28	10	1	4
	Riverside	.310	99	374	95	116	27	5	5	59	3	6	4	78	78	27	6	36
1995	Port City	.287	90	352	51	101	11	2	7	27	2	0	2	41	58	25	9	30
	Tacoma	.239	30	113	20	27	5	1	2	7	0	2	0	13	24	6	0	6
1996	Tacoma	.205	93	317	27	65	12	0	4	32	4	3	1	23	58	10	6	20
	PHILLIES	.175	15	40	2	7	2	0	0	1	1	0	0	3	9	1	0	2
	Scranton	.235	21	85	12	20	4	1	1	11	1	1	1	8	19	7	1	6
1997	Scranton	.267	131	517	82	138	34	4	9	53	4	5	7	43	77	29	8	34
	PHILLIES	.184	15	38	3	7	1	2	0	6	1	0	0	5	6	3	0	1
1998	PHILLIES	.245	142	494	45	121	25	3	5	41	10	6	3	33	87	9	5	24
1999	PHILLIES	.242	65	211	31	51	11	2	1	26	6	0	6	19	34	4	3	14
	Clearwater - a	.286	2	7	1	2	0	0	0	1	0	0	0	1	1	0	0	1
ML	TOTALS	.238	237	783	81	186	39	7	6	74	18	6	9	60	136	17	8	41

a - Rehabilitation Assignment

RELA Ford'S CAREER BATTING BREAKDOWN

1999						Career				
AVG	AB	H	HR	RBI		AVG	AB	H	HR	RBI
.286	7	2	0	0	Arizona	.250	36	9	1	3
.300	20	6	0	5	Atlanta	.206	68	14	0	7
.143	7	1	0	0	Chicago	.227	44	10	0	3
.375	8	3	0	1	Cincinnati	.256	39	10	1	6
.316	19	6	1	3	Colorado	.255	47	12	1	3
.333	9	3	0	2	Florida	.239	46	11	0	9
.111	9	1	0	0	Houston	.167	36	6	0	3
.500	6	3	0	2	Los Angeles	.200	35	7	0	3
.125	8	1	0	0	Milwaukee	.205	39	8	1	7
.345	29	10	0	4	Montreal	.293	75	22	0	7
.147	34	5	0	1	New York	.183	109	20	1	7
—	—	—	—	—	Pittsburgh	.250	28	7	0	2
.125	8	1	0	1	St. Louis	.389	36	14	1	5
.200	15	3	0	3	San Diego	.214	42	9	0	3
.222	9	2	0	0	San Francisco	.250	32	8	0	1
.250	8	2	0	3	Baltimore	.333	21	7	0	3
—	—	—	—	—	Boston	.111	9	1	0	1
.111	9	1	0	1	New York	.190	21	4	0	1
—	—	—	—	—	Tampa Bay	.500	10	5	0	0
.167	6	1	0	0	Toronto	.200	10	2	0	0
.321	53	17	0	10	Mar/April	.308	120	37	2	19
.266	79	21	1	12	May	.259	170	44	2	18
.162	37	6	0	4	June	.274	113	31	0	7
—	—	—	—	—	July	.205	88	18	1	10
—	—	—	—	—	August	.176	102	18	0	2
.167	42	7	0	0	Sept/Oct	.200	190	38	1	18
.245	102	25	0	15	Home	.259	394	102	4	44
.239	109	26	1	11	Road	.216	389	84	2	30
.306	49	15	1	12	Day	.255	212	54	2	25
.222	162	36	0	14	Night	.231	571	132	4	49
.225	80	18	1	9	Grass	.205	293	60	1	23
.252	131	33	0	17	Turf	.257	490	126	5	51
.260	169	44	1	26	Pre-ASG	.283	421	119	5	48
.167	42	7	0	0	Post-ASG	.185	362	67	1	26
.250	44	11	0	7	vs LHP	.241	191	46	1	17
.240	167	40	1	19	vs RHP	.236	592	140	5	57
.305	59	18	0	24	RISP	.238	193	46	0	63
.455	11	5	0	11	RISP (loaded)	.400	25	10	0	23
—	—	—	—	—	Pinch-hitting	.100	10	1	0	2

(continued on the next page)

(Relaford continued)

RELAFORD'S CAREER STATS BY BALLPARK

	AVG	AB	H	HR	RBI		AVG	AB	H	HR	RBI
Bank One	.235	17	4	0	2	Dodger	.053	19	1	0	1
Atlanta-Fulton	.000	4	0	0	0	County	.103	29	3	0	3
Turner	.296	27	8	0	2	Olympic	.271	48	13	0	2
Wrigley	.214	28	6	0	3	Shea	.190	58	11	0	3
Cinergy	.278	18	5	1	4	Veterans	.259	394	102	4	44
Coors	.238	21	5	1	2	Three Rivers	.333	9	3	0	1
Pro Player	.286	21	6	0	2	Busch	.267	15	4	0	1
Astrodome	.118	17	2	0	0	Qualcomm	.240	25	6	0	0
						3Com	.000	8	0	0	0
Origle Park	.250	8	2	0	3	Yankee	.273	11	3	0	0
Fenway	.500	2	1	0	1	SkyDome	.250	4	1	0	0

RELAFORD'S CAREER FIELDING

	PCT	G	PO	A	E	TC	DP
2nd Base	1.000	4	8	11	0	19	4
Shortstop	.957	221	311	608	41	960	120

RELAFORD'S GAME HIGHS

HITS: 4, 7/4/98 vs MIL... **RUNS:** 2, several times, last: 9/21/99 at MIL... **DOUBLES:** 2, 4/23/99 at MTL... **TRIPLES:** 1... **HR:** 1... **RBI:** 4, 7/4/98 vs MIL... **STOLEN BASES:** 2, 5/2/99 vs LA... **HITTING STREAK:** 12 games, 4/6-24/99... **PINCH-HR:** None... **GRAND SLAMS:** None... **INSIDE-THE-PARK HR:** None.



#44 CARLOS REYES RHP

B-T: S-R

HT: 6-0; WT: 190

AGE: 30, turns 31 on April 4

BORN: April 4, 1969, Miami, FL

RESIDES: Tampa, FL

ML SERVICE: 5 years, 140 days

HOW OBTAINED: Claimed by Phillies off waivers from the San Diego Padres, 10/6/99.

1999 SEASON: Signed by SD, 2/5... Threw a career-high 65 games, 2nd on club to Dan Miceli's 66... Led bullpen with 77.1 innings and was 3rd in games finished (23)... Earned lone save, 4/12 at CHI, 1st since 4/22/98 at CHI... Threw a season-high 2.2 innings, 5/5 at PHI... Tied bullpen high with 5 strikeouts, 5/11 vs FLA (2.0 IP)... Earned 1st win, 5/28 at MIL (1.2 IP)... Went 2-1, 2.96 ERA in 36 games before the All-Star break; 0-3, 4.83 ERA after... Walked just 3 batters in first 21 games (27.1 IP), but allowed 21 in 44 remaining games (50.0 IP)... Pitched in 4 straight games, 8/27-30, 3.0 scoreless innings.

CAREER: Nine-year pro... **1991:** Signed by ATL as a non-drafted free agent, 6/21... Played first pro ball in Gulf Coast League... Fell 2.1 innings shy to qualify to finish 5th in GCL in ERA (1.77)... **1992:** Combined for 2.24 ERA in 100.1 innings at Macon (A) and Durham (A)... Finished with 7 saves and 90 strikeouts in 44 games... **1993:** Combined to go 9-1 with 3 saves, 2.55 ERA at Greenville (AA) and Richmond (AAA)... Selected by OAK in Rule 5 draft, 12/13... **1994:** Made ML club out of spring training... Made ML debut, 4/7 at MIL in relief, allowed just 1 run in bases-loaded no out situation... Made 1st ML start, 5/22 vs CHI... Earned 1st ML save, 6/18 at TEX... Had ND, 6/29 vs CAL, despite allowing just 2 hits in 8.0 scoreless innings... On DL, 7/18-8/4 with a strained gluteus muscle... Made 3 rehab appearances with Modesto, 7/25-30... Held lefties to a .211 average, .242 overall... **1995:** Spent entire season with A's, pitching almost exclusively out of the bullpen... Had a 3.75 ERA going into All-Star break... Earned 1st ML win, 8/1 vs TEX (in relief)... **1996:** Set career highs in wins (7), innings (122.1) and strikeouts (78) with OAK... Led club in strikeouts... A's Opening Day starter, 4/1 vs TOR (at Cashman Field in Las Vegas due to renovations at Coliseum), striking out career-high 7, but lost 9-6... Went 4-2, 3.76 ERA in 36 games in relief, 3-7, 6.02 as a starter... Went 3-0, 3.13 ERA after the All-Star break... Granted free agency, 12/20... **1997:** Signed by NYY, 1/30... Pitched one game for Columbus (AAA) before release, 4/8... Signed by OAK, 4/10... Assigned to Edmonton (AAA) where he went 2-0, 3.48 ERA in 5 games (4 starts)... Contract purchased by OAK, 5/12... On DL, 8/21-9/12 with patellar tendinitis in left knee... Rehabbed at Edmonton, 9/3-12, helping them to Pacific Coast League Championship... Had a 3.86 ERA in 5 games upon return... Stranded 17 of 21 base runners... Granted free agency, 10/15... Signed by SD, 11/7... **1998:** First season to pitch solely out of bullpen... Earned 1st NL save, 4/22 at CHI, 1st save since 6/18/94 with OAK... Earned 1st win as a Padre, 4/25 vs PIT in 16th... Traded to BOS, 6/21... Did not allow a run in first 4 games (6.0 IP)... Threw season-high 4.0 innings twice, 7/23 vs TOR and 8/16 vs MIN... Released, 12/14.

PERSONAL: Carlos Alberto Reyes ... Married Annalee O'Brien (6/19/99); two daughters, Chelsea (6/4/93) and Taylor (8/23/95) ... 1987 graduate of Tampa Catholic High School ... Attended Brevard Community College and Florida Southern College ... Went 22-7 with 5 saves in 2 seasons at Florida Southern ... Played Little League and Boys baseball ... Hobby: Fishing.

CARLOS REYES' CAREER RECORD

YEAR	CLUB	W-L	ERA	G	GS	CG	SHO	SV	IP	H	R	ER	HR	HB	BB	SO	WP	BK
1991	Braves, GCL	3-2	1.77	20	0	0	0	5	45.2	44	15	9	0	0	9	37	1	3
1992	Macon	2-3	2.10	23	0	0	0	2	60.0	57	16	14	2	5	11	57	2	0
	Durham	2-1	2.43	21	0	0	0	5	40.2	31	11	11	1	0	10	33	2	0
1993	Greenville	8-1	2.06	33	2	0	0	2	70.0	64	22	16	5	3	24	57	3	0
	Richmond	1-0	3.77	18	1	0	0	1	28.2	30	12	12	2	3	11	30	2	1
1994	OAKLAND	0-3	4.15	27	9	0	0	1	78.0	71	38	36	10	2	44	57	3	0
	Modesto - a	0-0	0.00	3	3	0	0	0	5.0	2	0	0	0	0	0	3	1	0
1995	OAKLAND	4-6	5.09	40	1	0	0	0	69.0	71	43	39	10	5	28	48	5	0
1996	OAKLAND	7-10	4.78	46	10	0	0	0	122.1	134	71	65	19	2	61	78	2	1
1997	Columbus	0-0	18.00	1	1	0	0	0	2.0	5	4	4	0	1	0	2	0	0
	Edmonton	2-0	3.48	5	4	1	0	0	31.0	30	14	12	2	0	3	23	0	0
	OAKLAND	3-4	5.82	37	6	0	0	0	77.1	101	52	50	13	2	25	43	2	1
1998	SAN DIEGO	2-2	3.58	22	0	0	0	1	27.2	23	11	11	4	2	6	24	0	1
	BOSTON	1-1	3.52	24	0	0	0	0	38.1	35	15	15	2	1	14	23	3	0
1999	SAN DIEGO	2-4	3.72	65	0	0	0	1	77.1	76	38	32	11	0	24	57	7	1
AL	TOTALS	15-24	4.79	174	26	0	0	1	385.0	412	219	205	54	12	172	249	15	2
NL	TOTALS	4-6	3.58	87	0	0	0	2	105.0	99	49	43	15	2	30	81	7	2
ML	TOTALS	19-30	4.56	261	26	0	0	3	490.0	511	268	248	69	14	202	330	22	4

a - Rehabilitation Assignment

REYES' CAREER TRANSACTIONS

- Signed by Atlanta Braves as an amateur free agent, June 21, 1991.
- Selected by Oakland Athletics in annual major league draft, December 13, 1993.
- On disabled list with strained gluteus muscle, July 18-August 4, 1994; included rehabilitation assignment to Modesto, July 25-30.
- Signed by New York Yankees as a minor league free agent, January 30, 1997.
- Signed by Oakland Athletics as a minor league free agent, April 10, 1997.
- On disabled list with patellar tendinitis in left knee, August 21-September 12, 1997; included rehabilitation assignment to Edmonton, September 3-12.
- Signed by San Diego Padres as a minor league free agent, November 7, 1997.
- Traded to Boston Red Sox with Dario Veras (rhp) and Mandy Romero (c), June 21, 1998, for Jim Leyritz (c) and Ethan Faggett (of).
- Signed by San Diego Padres as a minor league free agent, February 5, 1999.
- Claimed by Philadelphia off waivers from San Diego Padres, October 6, 1999.

MAJOR LEAGUE HITTING TOTALS

	AVG	AB	R	H	2B	3B	HR	RBI	SH	SF	HP	BB	SO	SB	CS	E
Career	—	0	0	0	0	0	0	0	1	0	0	0	0	0	0	2

REYES' CAREER PITCHING BREAKDOWN

1999					Career					
W-L-S	ERA	G	IP	ER		W-L-S	ERA	G	IP	ER
0-1-0	4.05	7	6.2	3	Arizona	0-1-0	2.79	9	9.2	3
0-1-0	40.50	2	0.2	3	Atlanta	0-1-0	20.25	3	1.1	3
0-0-0	1.93	3	4.2	1	Chicago	0-0-1	1.35	5	6.2	1
0-0-0	0.00	3	3.1	0	Cincinnati	0-0-0	0.00	3	3.1	0
0-0-1	4.70	6	7.2	4	Colorado	0-0-1	5.91	7	10.2	7
0-0-0	4.50	2	4.0	2	Florida	0-0-0	4.26	4	6.1	3
0-0-0	1.69	4	5.1	1	Houston	0-1-0	3.72	6	9.2	4
0-1-0	9.00	5	6.0	6	Los Angeles	0-1-0	7.71	6	7.0	6
1-0-0	3.18	6	5.2	2	Milwaukee	2-1-0	5.68	17	25.1	16
0-1-0	6.00	3	3.0	2	Montreal	0-1-0	4.50	4	4.0	2
0-0-0	3.86	4	4.2	2	New York	0-0-0	2.70	5	6.2	2
0-0-0	2.25	6	8.0	2	Philadelphia	1-0-0	1.38	9	13.0	2
0-0-0	0.00	1	1.0	0	Pittsburgh	1-0-0	3.68	6	7.1	3
0-0-0	0.00	3	3.1	0	St. Louis	0-0-0	0.00	3	3.1	0
—	—	—	—	—	San Diego	1-0-0	2.25	2	4.0	1
0-0-0	3.24	6	8.1	3	San Francisco	0-0-0	2.92	10	12.1	4

(continued on the next page)

(Reyes continued)

REYES' CAREER PITCHING BREAKDOWN (CONTINUED)

1999						Career				
W-L-S	ERA	G	IP	ER		W-L-S	ERA	G	IP	ER
—	—	—	—	—	Anaheim	1-1-0	6.48	15	25.0	18
—	—	—	—	—	Baltimore	2-4-0	5.36	18	42.0	25
—	—	—	—	—	Boston	0-1-0	6.53	8	20.2	15
—	—	—	—	—	Chicago	2-2-0	3.78	13	33.1	14
—	—	—	—	—	Cleveland	1-2-0	3.18	12	28.1	10
—	—	—	—	—	Detroit	1-2-0	3.81	10	28.1	12
—	—	—	—	—	Kansas City	0-2-0	4.91	10	25.2	14
—	—	—	—	—	Minnesota	1-2-0	3.14	10	28.2	10
—	—	—	—	—	New York	0-3-0	7.24	13	27.1	22
0-0-0	0.00	1	1.1	0	Oakland	0-0-0	2.35	3	7.2	2
1-0-0	3.38	2	2.2	1	Seattle	1-1-0	2.64	15	30.2	9
—	—	—	—	—	Tampa Bay	0-1-0	0.00	2	0.0	2
0-0-0	0.00	1	1.0	0	Texas	4-2-1	5.40	18	35.0	21
—	—	—	—	—	Toronto	1-1-0	5.74	15	26.2	17
0-1-1	3.75	9	12.0	5	Mar/April	4-5-2	4.40	32	77.2	38
1-0-0	4.11	12	15.1	7	May	2-8-0	5.23	47	105.0	61
1-0-0	1.98	11	13.2	3	June	5-2-1	2.51	54	89.2	25
0-1-0	1.88	11	14.1	3	July	3-5-0	5.04	48	84.0	47
0-2-0	3.75	13	12.0	5	August	3-7-0	5.13	44	80.2	46
0-0-0	8.10	9	10.0	9	Sept/Oct	2-3-0	5.26	36	53.0	31
1-2-0	4.08	31	35.1	16	Home	8-11-0	4.30	124	253.0	121
1-2-1	3.43	34	42.0	16	Road	11-19-3	4.82	137	237.0	127
0-1-1	3.67	20	27.0	11	Day	4-9-2	3.68	96	195.2	80
2-3-0	3.75	45	50.1	21	Night	15-21-1	5.14	165	294.1	168
2-3-1	3.88	56	65.0	28	Grass	17-26-3	4.78	225	425.2	226
0-1-0	2.92	9	12.1	4	Turf	2-4-0	3.08	36	64.1	22
2-1-1	2.96	36	45.2	15	Pre-ASG	12-16-3	4.19	152	300.2	140
0-3-0	4.83	29	31.2	17	Post-ASG	7-14-0	5.13	109	189.1	108
—	—	—	—	—	Starter	3-14-0	5.74	26	122.1	78
2-4-1	3.72	65	77.1	32	Reliever	16-16-3	4.16	235	367.2	170

REYES' CAREER STATS BY BALLPARK

	W-L-S	ERA	G	IP	ER		W-L-S	ERA	G	IP	ER
Bank One	0-0-0	3.00	6	6.0	2	County	1-1-0	9.26	9	11.2	12
Turner	0-1-0	0.00	2	1.0	0	Olympic	0-1-0	9.00	2	2.0	2
Wrigley	0-0-1	1.59	4	5.2	1	Shea	0-0-0	6.75	3	2.2	2
Cinergy	0-0-0	0.00	1	1.0	0	Veterans	0-0-0	2.57	5	7.0	2
Coors	0-0-1	0.00	2	2.1	0	Three Rivers	0-0-0	7.71	3	2.1	2
Pro Player	0-0-0	4.15	3	4.1	2	Busch	0-0-0	0.00	2	1.1	0
Astrodome	0-0-0	0.00	3	6.2	0	Monterrey	0-0-0	4.50	1	2.0	1
Dodger	0-0-0	27.00	1	1.0	3	Qualcomm	4-3-0	3.88	38	46.1	20
						3Com	0-0-0	0.90	8	10.0	1
Edison	0-1-0	9.35	7	8.2	9	Yankee	0-3-0	11.83	7	14.1	19
Oriole Park	2-2-0	6.63	9	19.0	14	Cashman (LV)	0-2-0	9.00	2	10.0	10
Fenway	1-2-0	5.46	15	28.0	17	Coliseum	4-5-0	4.04	73	176.0	79
Comiskey (new)	1-1-0	3.14	6	14.1	5	Kingdome	0-1-0	1.96	8	18.1	4
Jacobs	1-1-0	1.88	7	14.1	3	Safeco	0-0-0	5.40	1	1.2	1
Tiger	1-1-0	4.11	5	15.1	7	Tropicana	0-0-0	0.00	1	0.0	0
Kauffman	0-2-0	2.37	5	19.0	5	Arlington (new)	2-2-1	8.47	10	17.0	16
Metrodome	1-1-0	3.29	5	13.2	5	SkyDome	1-0-0	5.14	7	7.0	4

REYES' CAREER FIELDING

POS	PCT	G	PO	A	E	TC	DP
Pitcher	.978	261	27	64	2	93	6

REYES' GAME HIGHS

STRIKEOUTS: 7, twice, last; 4/1/96 vs TOR ... **LONGEST OUTING:** starter - 8.0 inn, 6/29/94 vs CAL ... reliever - 5.1 inn, 5/27/96 vs BOS ... **WINNING STREAK:** 3 games, twice, 7/18-9/15/96 and 6/5-29/97 ... **LOSING STREAK:** 5 games, 5/3-24/96.



#17 SCOTT ROLEN 3B

B-T: R-R

HT: 6-4; WT: 226

AGE: 24, turns 25 on April 4

BORN: April 4, 1975, Jasper, IN

RESIDES: Holmes Beach, FL

ML SERVICE: 3 years, 60 days

HOW OBTAINED: Phillies 2nd round pick in June, 1993 draft.

CONTRACT STATUS: Signed a four-year contract, 3/3/98, taking him through the 2001 season.

1999 SEASON: Was on pace to reach career highs in HR and RBI when season was interrupted with a lower back injury... Homered in Phils' 7-4 Opening Day win, 4/5 at ATL... Began season hitting safely in first 9 games, .286 (10-35), 4 HR, 5 RBI... 473' HR on 4/19 was the longest ever hit at Bank One Ballpark... Had career-high 4 hits, 4/28 vs CIN... Had career-high 3 RBI, 6/24 vs PIT... Had 10 HR, 22 RBI in 15-game span, 7/1-19... Had 2nd 4-hit game (2 HR), 7/2 vs CHI; became just 3rd Phillie in 20th century to collect both an inside-the-park and outside-the-park HR in the same game, joining Johnny Callison (6/9/63) and Dick Allen (7/2/66)... Hit 1st career grand slam, 7/3 vs CHI (Sanders)... Hit GW solo HR in bottom of 9th of 5-4 win, 7/7 vs MTL... 19 HR prior to All-Star break were most by a Phillie since Mike Schmidt had 19 in '87... Had 5 HR and 9 RBI in first 5 games after the break (7/15-19)... Had back-to-back 2-HR games, 7/18-19 at TB (homered in 3 straight AB)... Forced to leave game, 7/21 at MIL, after injuring lower back sliding into 3rd base... Missed 6 games before returning to lineup, 7/27 vs FLA... Despite missing 6 games, his 11 HR in July were most in any month by a Phillie since Mike Schmidt hit 12 in July, 1982... 5 strikeouts on 8/23 vs SD tied ML record for a 9-inning game... Played in 23 games after injuring back before being shut down for season... Last game played was 8/25 vs SD... Became 1st Phillie since Schmidt to reach 20 HR in 3 consecutive seasons; Schmidt did it a club-record 14 times (1974-87)... Despite injury, still ranked 4th among NL 3rd basemen in fielding % (.960) and 5th in putouts (111)... Examined by Dr. Robert Watkins at the Kerlan-Jobe Clinic in Los Angeles, 9/15, bone scan and X-ray revealed a slight tear of an annular ligament as well as a lower back strain; surgery not necessary... Spent off-season on a stretching and strengthening program for his lower back... Expected to be ready for spring training.

CAREER: Seven-year pro... 1993: Selected by Phillies in 2nd round of June draft... Hit .313 in 25 games at Martinsville (R)... 1994: Led all Phillies minor leaguers in hits (151) and total bases (237) with Spartanburg (A)... Led South Atlantic League in games (138), tied for 2nd in hits and doubles (34), 3rd in at bats (513) and total bases, tied for 5th in extra-base hits (53) and tied for 7th in average (.294)... Led SAL 3rd basemen in games (130), total chances (457), assists (323) and double plays (36)... Named Best Defensive Third Baseman by SAL managers... SAL All-Star... Voted team MVP after leading club in G, AVG, H, TB, 2B, RBI (72) and finishing 2nd in HR (14)... Named SAL's 9th-best prospect by *Baseball America*... 1995: Named top prospect in Phillies minor league system and in Florida State League by *Baseball America*... Began season on DL after fracturing the hook of the hamate bone in his left hand... Underwent surgery to remove the hook, 4/20... Reinstated from DL and started a doubleheader for Clearwater at Brevard County, 6/5 (had 2 HR, 4 RBI in game 2)... Had 7-game hit streak, 6/27-7/3, .387 (12-31), 2 HR... Hit grand slam, 8/13 vs Dunedin... Promoted to Reading (AA), 8/15... At Reading, hit .289, 3 HR, 15 RBI in 20 games... Appeared in all 8 of Reading's post-season games... 1996: Named Phillies best prospect by *Baseball America* and #2 prospect in Eastern League... Began season at Reading... Selected by EL managers as best defensive 3rd baseman... Phillies Minor League Player of the Month for May (.352, 7 HR, 19 RBI)... Promoted to Scranton (AAA), 6/12, but still managed to make EL post-season All-Star Team... At time of promotion, was leading EL in batting, hits (83), doubles (22), slugging % (.568) and extra-base hits (33), was 2nd in on-base % (.435)... Hit safely in first 12 games at Scranton, .444 (20-45)... Played 45 games for Scranton before contract was purchased by Phillies, 8/1... Became everyday 3rd baseman, making ML debut starting both games of DH, 8/1 vs STL (1st ML hit was double in 1st game off Donovan Osborne)... Hit 1st two ML HR, 8/21 at LA (1st was off Hideo Nomo)... Was lost for season after being hit by a pitch from Steve Trachsel, 9/7 vs CHI; finished with 130 AB, the max. limit to qualify as a rookie for the 1997 season... Suffered fractured ulna bone in right arm... Paul Owens Award winner as best player in Phillies minor league system... Led all Phillies minor leaguers in hitting (.324)... His 39 doubles was tied for 7th among all minor leaguers... Named to Howe Sportsdata AAA All-Star team... 1997: Unanimous selection for NL Rookie of the Year... Phils 1st Rookie of the Year since Dick Allen in 1964... Led all NL rookies in avg (.283), HR (21), RBI (92), runs (93), hits (159), doubles (35), total bases (263), on-base % (.377), slugging % (.469), extra-base hits (59) and longest hit streak (14 games)... 92 RBI made him 1st NL player 22 years old or younger to reach 90-RBI mark since Darryl Strawberry in '84... Became 1st Phils rookie to lead club in HR and RBI since Greg Luzinski in '72 (18 HR, 72 RBI)... Also, his 21 HR and 92 RBI were most by Phils rookie since Willie Montanez in '71 (30 HR, 99 RBI)... Led NL 3rd basemen with 459 total chances... Hit 1 HR in first 38 games (through 5/14) and then homered in 3 straight (5/16-18) and in 4 of 5 games (5/16-20)... Had 11 RBI in 5-game stretch, 5/13-18... Had career-high 5 RBI, 6/23 vs FLA... Had 2nd career 2-HR game, 7/2 at BAL... On 7/7, took part in 1st-ever Rookie HR-Hitting contest on All-Star Workout Day in CLE, finishing 2nd to Nomar Garciaparra... Had 2nd 5-RBI game, 7/11 at FLA... Had career-high 14-game hit streak, 7/24-8/7, .354 (17-48) with 11 RBI; tying Rico Brogna for club longest in '97... Hit .363 (33-91) in July with 5 HR, 19 RBI and an NL-best 22 walks (.478 OBP 2nd to Barry Bonds' .483 mark)... Hit .323 (51-158) with runners in scoring pos... Appeared in Phils' first 124 games (123 starts) prior to being hit by a Hideo Nomo pitch on left arm, 8/23 vs LA, causing him to miss next 5 games... Scored career-high 4 runs, 9/8 at NYM... His 2nd HR in 2-HR game 9/27 vs FLA was 9th-inning game-winner in 8-7 win... 1998: Topped 1997 Rookie of the Year campaign in virtually every offensive and defensive category... Became youngest Phillie in modern history (since 1900) to reach 100 RBI in a season... Became just 2nd Phillie ever to reach 100 R, 40 2B, 30 HR and 100 RBI in the same season (Chuck Klein did it in 1929-30 & '32)... HR (31) and RBI (110) totals made him 1st Phillie to reach 30 HR, 100 RBI in a season since Mike Schmidt in 1987 (35, 113)... Set club record for doubles by a 3rd baseman with 45, ranking tied for 5th in NL (most by a RH Phillie since Ethan Allen's 46 in 1935)... 120 runs ranked tied for 6th in NL and

(continued on the next page)

(Rolen continued)

were most by a RH Phillie since Dick Allen's NL-leading 125 in 1964 and the 2nd-highest total since '64 (L. Dykstra had 143 in '93) ... 80 extra-base hits ranked 6th in NL and were most by a Phillie since Juan Samuel had 80 in '87 ... 93 walks ranked 7th in NL ... Walked in 13 straight games, 9/2-16, matching Barry Bonds for longest walk streak in the majors ... Had two 2-HR games, 5/10 vs ARI and 9/21 at CIN ... Had 12th-inning, GW solo HR in 7-6 win, 7/24 (1) vs FLA ... In 8/20 DH vs ARI, went 6-for-9 (.667), 9 RBI; tied career high with 5 RBI in 1st game ... Awarded 1st Rawlings Gold Glove Award, 1st Phillie since Schmidt in 1986 to capture award and at 23, matched Brooks Robinson as the youngest 3rd baseman ever to win it ... Led NL 3rd basemen in total chances (468) and putouts (135), ranked 3rd in assists (319).

PERSONAL: Scott Bruce Rolen ... Single ... 1993 graduate of Jasper High School (IN), where he played baseball and basketball ... Won "Mr. Baseball" award given to the top high school player in Indiana ... Received basketball scholarship offers from several colleges, including Oklahoma State and Georgia ... Became spokesman for Children's Miracle Network of Greater Philadelphia in 1999 ... In addition, treated CMN children and their families to Phillies games - children received Phillies cap and Scott Rolen T-shirt and met with Scott prior to each game ... Hobbies: Basketball, golf, reading, tennis and playing guitar.

SCOTT ROLEN'S CAREER RECORD

YEAR	CLUB	AVG	G	AB	R	H	2B	3B	HR	RBI	SH	SF	HP	BB	SO	SB	CS	E
1993	Martinsville	.313	25	80	8	25	5	0	0	12	0	1	7	10	15	3	4	10
1994	Spartanburg	.294	*138	513	83	151	34	5	14	72	1	7	4	55	90	6	8	38
1995	Clearwater	.290	66	238	45	69	13	2	10	39	0	3	5	37	46	4	0	20
	Reading	.289	20	76	16	22	3	0	3	15	1	1	1	7	14	1	0	4
1996	Reading	.361	61	230	44	83	22	2	9	42	0	5	5	34	32	8	3	9
	Scranton	.274	45	168	23	46	17	0	2	19	0	1	0	28	28	4	5	6
	PHILLIES	.254	37	130	10	33	7	0	4	18	0	2	1	13	27	0	2	4
1997	PHILLIES	.283	156	561	93	159	35	3	21	92	0	7	13	76	138	16	6	24
1998	PHILLIES	.290	160	601	120	174	45	4	31	110	0	6	11	93	141	14	7	14
1999	PHILLIES	.268	112	421	74	113	28	1	26	77	0	6	3	67	114	12	2	14
ML	TOTALS	.280	465	1713	297	479	115	8	82	297	0	21	28	249	420	42	17	56

* League Leader

ROLEN'S CAREER TRANSACTIONS

—Selected by Philadelphia in 2nd round of June, 1993 draft.

—On disabled list with fractured ulna bone in right arm, September 8, 1996 through remainder of season.

ROLEN'S CAREER BATTING BREAKDOWN

1999					Career					
AVG	AB	H	HR	RBI		AVG	AB	H	HR	RBI
.111	18	2	1	1	Arizona	.313	48	15	4	14
.333	33	11	4	8	Atlanta	.295	139	41	5	18
.273	22	6	3	11	Chicago	.318	110	35	7	25
.550	20	11	2	2	Cincinnati	.326	89	29	6	15
.150	20	3	1	4	Colorado	.253	91	23	2	12
.222	36	8	1	2	Florida	.280	125	35	8	27
—	—	—	—	—	Houston	.306	85	26	5	15
.263	38	10	0	5	Los Angeles	.292	130	38	5	19
.077	13	1	1	1	Milwaukee	.191	47	9	4	8
.171	35	6	1	3	Montreal	.220	123	27	6	22
.400	20	8	1	5	New York	.288	104	30	5	16
.357	28	10	1	5	Pittsburgh	.297	111	33	1	19
.355	31	11	1	6	St. Louis	.319	113	36	5	22
.222	36	8	1	6	San Diego	.208	120	25	3	15
.250	8	2	0	0	San Francisco	.235	98	23	2	12
.211	19	4	1	2	Baltimore	.350	40	14	4	8
.167	12	2	1	3	Boston	.238	42	10	3	10
—	—	—	—	—	Detroit	.273	11	3	0	1
.273	11	3	1	5	New York	.324	34	11	2	8
.417	12	5	4	6	Tampa Bay	.286	21	6	4	6
.222	9	2	1	2	Toronto	.313	32	10	1	5
.287	87	25	7	12	Mar/April	.280	268	75	12	36
.242	99	24	3	13	May	.301	322	97	14	53
.225	89	20	4	16	June	.248	282	70	11	52
.315	73	23	11	25	July	.316	263	83	22	63
.288	73	21	1	11	August	.266	368	98	11	60
—	—	—	—	—	Sept/Oct	.267	210	56	12	33

ROLEN'S CAREER BATTING BREAKDOWN (CONTINUED)

1999						Career				
AVG	AB	H	HR	RBI		AVG	AB	H	HR	RBI
.266	203	54	9	39	Home	.288	841	242	41	168
.271	218	59	17	38	Road	.272	872	237	41	129
.303	122	37	7	25	Day	.283	498	141	22	78
.254	299	76	19	52	Night	.278	1215	338	60	219
.261	157	41	10	27	Grass	.267	648	173	29	90
.273	264	72	16	50	Turf	.287	1065	306	53	207
.261	314	82	19	54	Pre-ASG	.283	953	270	46	163
.290	107	31	7	23	Post-ASG	.275	760	209	36	134
.330	91	30	9	22	vs LHP	.297	380	113	23	74
.252	330	83	17	55	vs RHP	.275	1333	366	59	223
.248	133	33	5	51	RISP	.287	498	143	20	209
.211	19	4	1	13	RISP (loaded)	.182	44	8	1	31
1.000	1	1	0	0	Pinch-hitting	.500	2	1	0	0

ROLEN'S CAREER STATS BY BALLPARK

	AVG	AB	H	HR	RBI		AVG	AB	H	HR	RBI
Bank One	.056	18	1	1	1	Dodger	.348	69	24	3	12
Atlanta-Fulton	.111	9	1	0	0	County	.250	24	6	2	4
Turner	.239	67	16	3	11	Olympic	.162	68	11	3	9
Wrigley	.327	55	18	3	8	Shea	.250	56	14	2	7
Cinergy	.340	50	17	4	11	Veterans	.288	841	242	41	168
Coors	.326	43	14	1	5	Three Rivers	.320	50	16	1	9
Pro Player	.274	62	17	2	7	Busch	.255	55	14	3	10
Astrodome	.323	31	10	0	1	Qualcomm	.239	67	16	2	7
						3Com	.217	46	10	0	5
Oriole Park	.381	21	8	3	4	Yankee	.333	12	4	1	1
Fenway	.212	33	7	3	7	Tropicana	.417	12	5	4	6
Tiger	.273	11	3	0	1	SkyDome	.385	13	5	0	3

ROLEN'S CAREER FIELDING

	PCT	G	PO	A	E	TC	DP
3rd Base	.959	463	419	891	56	1366	83

ROLEN'S GAME HIGHS

HITS: 4, 4/28/99 vs CIN; 7/2/99 vs PIT ... RUNS: 4, 9/8/97 at NYM ... DOUBLES: 3, 6/24/99 vs PIT ... TRIPLES: 1 ... HOME RUNS: 2, 8 times, last: 7/19/99 at TB ... RBI: 5, 6/23/97 vs FLA; 7/11/97 at FLA; 8/20/98 (2) vs ARI ... HITTING STREAK: 14 games, 7/24-8/7/97 ... GRAND SLAMS: 1, 7/3/99 vs CHI (Sanders) ... INSIDE-THE-PARK HR: 1, 7/2/99 vs CHI.



#68 JIMMY ROLLINS INF

B-T: S-R

HT: 5-8; WT: 165

AGE: 21, turns 22 on November 27

BORN: November 27, 1978, Oakland, CA

RESIDES: Alameda, CA

HOW OBTAINED: Phillies 2nd round pick in June, 1996 draft.

1999 SEASON: Played 1st season at Reading (AA) ... Eastern League's 2nd-youngest hitter ... Led club in games, at bats and hits ... Made 10 errors in first 30 games and then just 12 in final 103 games ... Finished 2nd among Eastern League shortstops in fielding % (.965); 1st time in 3 seasons he did not lead his league ... Was 4th-toughest batter to strikeout in EL ... Named Phillies Minor League Player of the Week, 7/5-11 ... Had 4 game-winning HR, 3 vs Bowie (7/10, 7/28 & 8/25) and 1 vs Harrisburg (9/3) ... Had 2-HR game, 7/28 vs Bowie ... Homered in 3 straight games, 7/9-11 ... Finished with more walks (51) than strikeouts (47) ... Promoted to Scranton (AAA), 9/3 and appeared in 4 games ... Played winter ball for Zulia, VZ.

(continued on the next page)

(Rollins continued)

CAREER: Four-year pro ... **1996:** Selected by Phillies in the 2nd round of June draft ... Began pro career at Martinsville, appearing in 49 games ... **1997:** At 18 years old, was the youngest player on the Piedmont (A) roster ... Was Co-winner of the Paul Owens Award with OF Jeff Kay as the best players in the Phillies minor league system ... Had slow start, hitting just .220 through 5/7 ... Rebounded to hit .285 the rest of the season to finish at .270 ... Had hit streaks of 11 and 14 games ... Stole 46 bases in 52 attempts (88%); was successful in first 16 SB attempts ... Phillies Minor League Player of the Month for May ... Led all Phillies minor leaguers in games, at bats, runs, hits and steals ... South Atlantic League All-Star for both in-season and post-season after leading league shortstops in games, total chances (648), putouts (201), assists (421) and fielding % (.960) ... Led SAL in at bats (560) ... Went to Florida Instructional League ... **1998:** Promoted to Clearwater (A), where he appeared in 119 games ... Had 14-game hit streak, 6/3-16 ... Florida State League All-Star (in-season) ... Led FSL SS in fielding % (.952) ... Went to Florida Instructional League.

PERSONAL: James Calvin Rollins ... Single ... 1996 graduate of Encinal (CA) High School, where he played baseball ... Selected to All-USA High School Baseball team by USA Today after setting 10 school career records, including steals (99) and batting (.484) ... Rated by *Baseball America* as Northern California's top high school infielder; Also was a BA 2nd Team All-American ... Played Babe Ruth, AAU Jr. Olympics ball ... His cousin, Tony Tarasco, has played for several major league clubs ... Hobbies: Recreational activities.

JIMMY ROLLINS' CAREER RECORD

YEAR	CLUB	AVG	G	AB	R	H	2B	3B	HR	RBI	SH	SF	HP	BB	SO	SB	CS	E
1996	Martinsville	.238	49	172	22	41	3	1	1	16	1	0	2	28	20	11	5	20
1997	Piedmont	.270	139	560	94	151	22	8	6	59	9	3	0	52	80	46	6	26
1998	Clearwater	.244	119	495	72	121	18	9	6	35	4	3	4	41	62	23	9	29
1999	Reading	.273	133	532	81	145	21	8	11	56	12	2	1	51	47	24	12	22
	Scranton	.077	4	13	0	1	1	0	0	0	1	0	0	1	1	1	0	1

*League Leader

ROLLINS' CAREER TRANSACTIONS

—Selected by Philadelphia in 2nd round of 1996 June draft.



#38 CURT SCHILLING RHP

B-T: R-R

HT: 6-4; WT: 231

AGE: 33, turns 34 on November 14

BORN: November 14, 1966, Anchorage, AK

RESIDES: Philadelphia, PA

ML SERVICE: 9 years, 134 days

HOW OBTAINED: Acquired from the Houston Astros for Jason Grimsley, 4/2/92.

CONTRACT STATUS: Signed a one-year contract, 2/25/96, with an option for 1997 and a three-year extension, 4/3/97 with an option for 2001.

1999 SEASON: Missed most of last 2 months of season, but still managed to rank 2nd in NL in complete games (8), 5th in winning % (.714) and opponents average (.237), 7th in ERA (3.54), 8th in fewest BB per 9 IP (2.2) and 10th in SO per 9 IP (7.6) ... Led club in strikeouts (152) and complete games (8), tied for 1st in wins (15), 2nd in innings (180.1) ... With 1,458 strikeouts in Phillies career, surpassed Grover Cleveland Alexander for 4th place on Phils all-time list ... Opening Day starter for 5th time (1994-95; 97-99), won 7-4, 4/5 at ATL ... Became 1st Phillie to start 3 straight Openers since Terry Mulholland (1991-93) and 1st Phils right-hander since Robin Roberts' record 12 straight (1950-61) ... Had a season-high 13.0 scoreless inning streak, 4/21-5/2 ... Threw a career-best 5 straight complete games (5/7, 5/12, 5/17, 5/23, 5/29), joining Phils' Tommy Greene (1993) and TOR's Pat Hentgen (1996) as the only others to do so in the '90s ... Threw a 4-hit shutout, 5/29 vs COL, a 2-0 win ... NL Pitcher of the Month for May, 5-1, 2.42 ERA (14 ER in 52.0 IP), 40 SO ... Recorded career strikeout #1,500, Rich Aurilia, 6/3 vs SF (6th) ... Had team-best 21.0 inning walkless streak, 6/14-7/9 ... Had team-best 6-game win streak, 6/18-7/18 ... Had season-high 13 strikeouts, 7/4 vs CHL; also had 2 hits in game, 1st multiple-hit game since 8/22/97 vs LA ... Had 13 wins at the break, most by Phils pitcher since Steve Carlton had 14 in 1980 ... Selected to 3rd straight All-Star team; named starter for 1st time (lost, 2.0 IP, 2 ER, 3 SO) ... Became 5th Phils pitcher to start an All-Star Game (Terry Mulholland, Steve Carlton, Curt Simmons and Robin Roberts) ... Missed game, 7/28 vs FLA due to tendinitis in right biceps; 1st start missed since coming off DL, 5/14/96, a streak of 117 consecutive starts ... Missed next start due to hospitalization of wife ... Allowed 3 HR, 8/7 vs ARI, most since 9/21/97 at CHL ... On DL, 8/14 (retro to 8/8) -9/3, with inflammation of right shoulder ... Won 1st start back, 9/3 vs CIN, 10-2 ... Made final start of season, 9/8 vs HOU (lost, 10-2), striking out just one; fewest strikeouts since 4/24/94 vs SD ... Shut down for remainder of season to rest shoulder ... Had an anterior thermal capsular reduction and posterior capsule release on his right shoulder by Dr. Craig Morgan, 12/13.

CAREER: 14-year pro... 1986: Selected by Red Sox in 2nd round of January draft... Spent 1st pro season at Elmira, leading club with a 2.59 ERA... 1987: At Greensboro (A), led SAL in strikeouts (189) in 184 innings pitched; was 4th in SAL with 7 CG... 1988: Began season at New Britain (AA) and was 8-5 with a 2.97 ERA in 21 games when traded to Orioles, 7/30... Was 5-2 with a 3.18 ERA at Charlotte (AA) when promoted to the big leagues... Made ML debut, 9/7 vs BOS (ND)... 1989: Led International League in innings (185.1), tied for lead in wins (13), starts (27), CG (9) and SHO (3)... Earned September recall... 1990: Began season at Rochester (AAA), recalled after 15 appearances, 6/29... Earned 1st ML save, 6/29 vs MIN... Did not allow a run in 20 of first 23 appearances and had a stretch of 20 consecutive scoreless innings... Earned 1st ML win, 7/11 vs KC... 1991: Traded to HOU, 1/10... Set career highs in saves (8) and appearances (56)... Began season as club's closer after going 2-0, 1 save, 0.66 ERA in 10 spring outings... Converted 5 of first 6 save opp... Struggled in May and June, optioned to Tucson (AAA), 6/26... Recalled, 8/2, after 13 games, when Jim Clancy was traded to ATL... 1992: Traded to Phillies, 4/2, late in spring training... Led ML in lowest opponents average (.201), 2nd in NL in CG (10), tied for 3rd in SHO (4) and 4th in ERA (2.35)... ERA was lowest for a Phillies right-hander since Jim Bunning (2.29) in 1967... Had longest Phillies relief appearance, 4.0 innings, 5/3 at SF... Made 1st Phillies start, 5/19 vs HOU (after 16 relief app), winning 1st NL game as a starter, 4-3; it was also his 1st start since 9/6/89 vs CLE (with BAL)... Pitched 1st career CG SHO, a 3-hitter, 6/8 vs PIT... Threw back-to-back shutouts 7/22 vs SD and 7/27 vs NY... Had a 29.0 consecutive scoreless inning streak (7/22-8/1), longest for a Phillie in '92; tied Tommy Greene (1991) for 6th place on club's all-time list... Threw Phillies' 1st 1-hitter, 9/9 vs NY, since David Palmer on 8/2/88 at STL... 10 CG were 2nd on the staff and most by a right-hander since Jim Lonborg's 16 in 1974... 1993: Phillies Player of the Month for April, 4-1, 2.54 ERA, 2 CG SHO and September, 4-1, 3.47, 35 SO... Tied for NL lead with 1.000 fielding %... Finished tied for 2nd in NL in CG (7), tied for 3rd in SHO (2), 4th in SO (186), 5th in IP (235.1), 7th in SO per 9.0 IP (7.1), 8th in winning % (.696), tied for 8th in W (16) and tied for 9th with fewest BB per 9.0 IP (2.2)... 2nd straight season he reached the 200 IP mark... Had a career-best 7-game win streak, 7/18-9/20... Started Game 1 of the NLCS vs ATL, and set a record by striking out 1st 5 batters faced; ended with a ND in Phillies' 4-3, 10-inning victory... Had the same fate in Game 5, and managed to win MVP for the series without earning a win, 16.0 IP, 1.69 ERA, 19 SO... Started 2 games in the World Series vs TOR: Lost his 1st start, 8-5, but won the 2nd in Game 5 by throwing a 5-hit shutout... 1994: Opening Day starter for 1st time... Began the season 0-7 in 9 starts, Phillies longest and his career-longest losing streak... Lasted a season-low 4.0 innings because of a sprained ligament in his right foot, 4/24 at SD... On DL for 1st time in career, 5/16-7/25 with a tender right elbow... Had bone spur removed and elbow cleaned, 5/20... Underwent surgery on his left knee, 6/10, after a freak incident when the knee popped after getting up from a seated position... Won 1st game of season, 7/25 at FLA... Threw lone CG and 2nd victory of season, 8/9 vs NY... Excluding his 1st start when the Phils scored 4 runs, his teammates scored just 23 runs in 12 starts while he was still in the game... 1995: Phils' Opening Day starter for 2nd straight year... Went 4-0 in 1st 9 starts; 1st loss was 6/13 vs HOU... Had a team-best 21.1 walkless inning streak, 4/26-5/12... Struck out a career-high 12 on 5/17 at FLA... Threw only CG, 6/7 at SD, a 2-hitter (lone run; HR by Ken Caminiti)... Had 1st multiple-hit game of career (single and double), 7/13 at MTL... Was among NL leaders in IP (116), SO (114), opponents avg (.220), BB per 9 IP (2.0) and SO per 9 IP (8.8) when he missed a start, 7/23, because of an inflammation and a touch of tendinitis in his right shoulder... Had a cortisone injection, 8/4, by Dr. Craig Morgan, but still experienced discomfort... Underwent season-ending arthroscopic surgery by Dr. Morgan, 8/23, to repair a superior labral tear anterior posterior (SLAP lesion), clean up a little fraying of the rotator cuff and remove a bone spur from the right shoulder... On DL, 8/25 (retroactive to 7/19) through the remainder of season... 1996: Began season on DL, recovering from previous season's surgery... Made 4 rehab starts: 2 at Clearwater - 2-0, 1.29 ERA, 14.0 IP, 17 SO and 2 at Scranton - 1-0, 1.38 ERA, 13.0 IP, 10 SO... Activated 5/14 vs SF, making 1st ML start since 7/18/95 at COL (won, 7-0 earning 1st career win vs SF)... Despite missing a month and a half, led NL in CG (8), finished tied for 2nd in SHO (2), 5th in opponents avg (.223) and SO per 9 IP (8.9), 7th in ERA (3.19) and 10th in SO (182)... Made 100th career start, 6/3 at CHI... Had a career-high 3 RBI, 7/4 vs FLA... Threw shutout, 8/5 vs PIT, 1st since Game 5 of the 1993 World Series... Struck out season-high 12, 8/15 vs ATL and 8/21 at LA; had eight 10+ strikeout games... Struck out 7 consecutive batters, 8/26 at SF, becoming 1st pitcher since Roger Clemens (1992) in a game - Steve Carlton was the last Phillie to do it (May, 1981)... Threw 4 straight complete games, 9/5-21... Had 2nd-longest walkless streak in the NL, 36.0 innings, 9/5-26, behind Kevin Brown's 39.2 innings... Went 7-7, 3.04 ERA with all 8 complete games and 120 strikeouts in 15 starts after the All-Star break... 1997: Cy Young candidate, finished 4th in voting... Led majors with 319 strikeouts - 10th on all-time season strikeout list and set NL record for strikeouts by a right-hander... Surpassed JR Richard's NL record by a right-hander of 313 with #314 (Devon White), 9/26 vs FLA... Surpassed Steve Carlton's Phillies record of 310 strikeouts with #311 (Sammy Sosa), 9/21 at CHI... Reached 300 strikeouts (Edgardo Alfonzo, 9/16 vs NYM) quicker than any pitcher prior to R. Johnson in 1989 - 236.2 innings... Became 6th pitcher to reach 300 strikeouts with under 300 innings (Martinez #7)... Became 13th pitcher since 1900 to reach 300 strikeouts (Martinez #14)... Tied Sandy Koufax (1963) for 2nd-fewest walks (58) among pitchers with 300 or more strikeouts (P. Martinez walked 37 in 1999)... Had 17 double-digit strikeout games (Martinez, 18), most since Nolan Ryan's 18 in 1972... Set career high with 16 strikeouts, 9/1 vs NYY - most in NL since Hideo Nomo struck out 17 on 4/13/96 vs FLA and most by a Phillie since Carlton's 16 on 6/9/82 vs CHI... Recorded both his #1,000 career and #200 season strikeout on 7/26 at LA... Tied for NL lead in GS (35), 2nd in SO in 9 IP (11.3), 3rd in IP (254.1), tied for 3rd in CG (7), 4th with lowest opp avg (.224), tied for 4th in fewest BB per 9 IP (2.1), tied for 5th in W (17) and tied for 8th in ERA (2.97)... Set career highs in wins, starts, innings and strikeouts... Led staff and ranked 2nd among NL pitchers in spring training in strikeouts (27) and 10th in ERA (2.25)... Opening Day starter for 3rd time, earned 1st win, 4/1 at LA (3-0) - combined with Ricky Bottalico for shutout, Phils' 1st on Opening Day since Carlton in 1984 at ATL... Phils' lone All-Star representative, 2 H, 2 B, 3 SO in his All-Star debut... Had team-best 17.2 walkless inning streak, 7/21-31 and 9/1-6; had 7 games without a walk... Had team-best 5-game win streak, 8/10-9/16... Stole 1st base of career, 8/22 vs LA... Averaged 118 pitches (78 strikes) per start; highest total was 137, 8/27 vs SD... 1998: Led the majors in CG (15) and IP (268.2)... Led the NL in SO (300), tied for NL lead in GS (35), 2nd in SO per 9 IP (10.0), tied for 5th in SHO (2), 8th in opp avg (.236), 9th in fewest BB per 9 IP (2.0) and ERA (3.25)... Became just 5th pitcher in ML history to strike out 300 in back-to-back seasons, the others: JR Richard (1978-79), Nolan Ryan (1972-74), Sandy Koufax (1965-66) and Rube Waddell (1903-04)... Had 15 double-digit strikeout games, giving him 44 in his career... With 1,306 strikeouts in his Phillies career, surpassed Curt Simmons (1,052) and Jim Bunning (1,197) for 5th on Phils all-time list... His 15 complete games were most for a Phillie since Steve Carlton's NL-leading 19 in 1982; last right-hander was Jim Lonborg, 16 in 1974... Reached career highs in CG, IP, H (236) and BB (61)... Opening Day starter for 4th time (ND in 1-0, 14-inning loss at NYM)... Allowed just 1 run in 26.0 innings with 34 strikeouts in his first 3 starts... Struck out season-high 15, 4/5 at ATL, most strikeouts in a game that early in a season, ever... Had 180 strikeouts at the break, surpassing Randy Johnson's 171 in 1993 for most in '90s... Selected to NL All-Star team for 2nd straight year, but did not pitch in game... Threw 3 straight complete games, 7/10-20... Threw 2 shutouts: 2-hitter, 4/10 vs ATL and 3-hitter, 8/10 at ARI... Threw his 1,500th career inning on 9/19 vs MTL... Kevin Orle was final strikeout, #300, 9/26 (1) at FLA in the 7th... Member of MLB All-Star team that traveled to Japan in November.

(continued on the next page)

(Schilling continued)

PERSONAL: Curt Schilling ... Married Shonda Brewer (11/7/92); three children: Gehrig Clifford (5/27/95), Gabriella Patricia (5/22/97) and Grant Ward (10/13/99) ... 1985 graduate of Shadow Mountain High in Arizona; honored with retirement of his uniform number, 8/11/98 ... Attended Yavapai Junior College in AZ where he played baseball (team advanced to the 1985 JUCO World Series) ... Initiated "Curt's Pitch for ALS" in 1993, donating \$17,440 to the cause, and helping to raise over \$70,000 for Lou Gehrig's Disease (ALS); continued his efforts donating \$25,000 in 1994 and 1995, \$26,100 in 1996, \$48,900 in 1997, \$45,000 in 1998 and \$30,200 in 1999; in conjunction with his golf tournament, has now helped to raise over \$1,270,000 for ALS ... Has sponsored a family from the People's Emergency Center since 1997 ... Awarded with Phi Delta Theta's Lou Gehrig Award, presented to MLB player who best exemplifies the giving character of Hall of Famer and fraternity member Lou Gehrig in January, 1996 ... Named by *USA Today Weekend* as Baseball's Most Caring Athlete in 1996 ... Received March of Dimes Phillie of the Year, 11/18/96 ... Phillies True Value Roberto Clemente Award winner for 1997 and 1998 ... President of Multi-Man Publishing, a company that produces board games and war games for Hasbro Games, Inc. ... Hobbies: Golf, fishing, playing with his children and researching history (mostly WWII).

CURT SCHILLING'S CAREER RECORD

YEAR	CLUB	W-L	ERA	G	GS	CG	SHO	SV	IP	H	R	ER	HR	HB	BB	SO	WP	BK
1986	Elmira	7-3	2.59	16	15	2	1	0	93.2	92	34	27	3	2	30	75	4	2
1987	Greensboro	8-15	3.82	29	28	7	3	0	184.0	179	96	78	10	2	65	*189	10	2
1988	New Britain	8-5	2.97	21	17	4	1	0	106.0	91	44	35	3	1	40	62	2	6
	Charlotte	5-2	3.18	7	7	2	1	0	45.1	36	19	16	3	0	23	32	3	2
	BALTIMORE	0-3	9.82	4	4	0	0	0	14.2	22	19	16	3	1	10	4	2	0
1989	Rochester	#13-11	3.21	27	#27	#9	#3	0	*185.1	176	76	66	11	1	59	109	5	6
	BALTIMORE	0-1	6.23	5	1	0	0	0	8.2	10	6	6	2	0	3	6	1	0
1990	Rochester	4-4	3.92	15	14	1	0	0	87.0	95	46	38	10	2	25	83	0	2
	BALTIMORE	1-2	2.54	35	0	0	0	3	46.0	38	13	13	1	0	19	32	0	0
1991	Tucson	0-1	3.42	13	0	0	0	3	23.2	16	9	9	0	0	12	21	0	0
	HOUSTON	3-5	3.81	56	0	0	0	8	75.2	79	35	32	2	0	39	71	4	1
1992	PHILLIES	14-11	2.35	42	26	10	4	2	226.1	165	67	59	11	1	59	147	4	0
1993	PHILLIES	16-7	4.02	34	34	7	2	0	235.1	234	114	105	23	4	57	186	9	3
1994	PHILLIES	2-8	4.48	13	13	1	0	0	82.1	87	42	41	10	3	28	58	3	1
	Scranton - a	0-0	1.80	2	2	0	0	0	10.0	6	2	2	0	0	0	5	0	0
	Reading - a	0-0	0.00	1	1	0	0	0	4.0	6	0	0	0	0	1	4	1	0
1995	PHILLIES	7-5	3.57	17	17	1	0	0	116.0	96	52	46	12	3	26	114	0	1
1996	Clearwater - a	2-0	1.29	2	2	0	0	0	14.0	9	2	2	0	0	1	17	0	0
	Scranton - a	1-0	1.38	2	2	0	0	0	13.0	9	2	2	0	0	5	10	1	0
	PHILLIES	9-10	3.19	26	26	*8	2	0	183.1	149	69	65	16	3	50	182	5	0
1997	PHILLIES	17-11	2.97	35	#35	7	2	0	254.1	208	96	84	25	5	58	*319	5	1
1998	PHILLIES	15-14	3.25	35	*35	*15	2	0	*268.2	236	101	97	23	6	61	*300	12	0
1999	PHILLIES	15-6	3.54	24	24	8	1	0	180.1	159	74	71	25	5	44	152	4	0
AL	TOTALS	1-6	4.54	44	5	0	0	3	69.1	70	38	35	6	1	32	42	3	0
NL	TOTALS	98-77	3.30	282	210	57	13	10	1622.1	1413	650	600	147	30	422	1529	46	7
ML	TOTALS	99-83	3.38	326	215	57	13	13	1691.2	1483	688	635	153	31	454	1571	49	7

* League Leader # Tied for League Lead a - Rehabilitation Assignment

LEAGUE CHAMPIONSHIP SERIES RECORD

YEAR	CLUB, OPP	W-L	ERA	G	GS	CG	SHO	SV	IP	H	R	ER	HR	HB	BB	SO	WP	BK
1993	PHI, ATL	0-0	1.69	2	2	0	0	0	16.0	11	4	3	0	0	5	19	0	0

WORLD SERIES RECORD

YEAR	CLUB, OPP	W-L	ERA	G	GS	CG	SHO	SV	IP	H	R	ER	HR	HB	BB	SO	WP	BK
1993	PHI, TOR	1-1	3.52	2	2	1	1	0	15.1	13	7	6	2	0	5	9	0	0

ALL-STAR GAME RECORD

YEAR	CLUB, SITE	W-L	ERA	G	GS	CG	SHO	SV	IP	H	R	ER	HR	HB	BB	SO	WP	BK
1997	NL, CLE	0-0	0.00	1	0	0	0	0	2.0	2	0	0	0	0	0	3	1	0
1998	NL, COL	Did not pitch																
1999	NL, BOS	0-1	9.00	1	1	0	0	0	2.0	3	2	2	0	0	1	3	0	0
AS	TOTALS	0-1	4.50	2	1	0	0	0	4.0	5	2	2	0	0	1	6	1	0

SCHILLING'S CAREER FIELDING

POS	PCT	G	PO	A	E	TC	DP
Pitcher	.960	326	91	172	11	274	9

SCHILLING'S CAREER TRANSACTIONS

- Selected by Boston Red Sox in 2nd round of January, 1986 draft.
- Traded to Baltimore Orioles with Brady Anderson (of), July 30, 1988, for Mike Boddicker (rhp).
- Traded to Houston Astros with Pete Harnisch (rhp) and Steve Finley (of), January 10, 1991, for Glenn Davis (1b).
- Traded to Philadelphia, April 2, 1992, for Jason Grimsley (rhp).
- On disabled list with a bone spur in his right elbow followed by arthroscopic surgery on his left knee, May 16-July 25, 1994; included rehabilitation assignments to Scranton, July 10-15 and Reading, July 15-20.
- On disabled list with an inflamed right shoulder, tendinitis, bone spur and SLAP lesion, July 19, 1995 through remainder of season.
- On disabled list recovering from shoulder surgery, March 23-May 14, 1996; included rehabilitation assignments to Clearwater, April 23-May 2 and Scranton, May 3-14.
- On disabled list with inflammation of his right shoulder, August 14-September 3, 1999.

SCHILLING'S CAREER PITCHING BREAKDOWN

1999					Career					
W-L-S	ERA	G	IP	ER	W-L-S	ERA	G	IP	ER	
0-2-0	6.91	2	14.1	11	Arizona	3-2-0	2.97	5	39.1	13
1-0-0	7.36	2	11.0	9	Atlanta	6-8-2	4.32	26	127.0	61
1-0-0	2.57	1	7.0	2	Chicago	5-5-2	3.72	21	106.1	44
1-0-0	0.64	2	14.0	1	Cincinnati	5-7-2	2.97	20	103.0	34
2-0-0	0.50	2	18.0	1	Colorado	6-2-0	3.43	11	78.2	30
2-0-0	2.25	2	16.0	4	Florida	9-3-0	3.51	15	102.2	40
0-1-0	6.75	1	5.1	4	Houston	7-6-0	2.93	16	119.2	39
2-0-0	2.51	2	14.1	4	Los Angeles	7-5-0	3.37	21	120.1	45
—	—	—	—	—	Milwaukee	2-1-0	1.96	4	23.0	5
1-0-0	1.00	1	9.0	1	Montreal	12-8-0	2.88	25	156.1	50
0-1-0	5.19	1	8.2	5	New York	10-5-1	2.40	22	123.2	33
—	—	—	—	—	Philadelphia	0-0-0	5.40	3	5.0	3
2-0-0	3.00	2	15.0	5	Pittsburgh	8-4-1	2.99	17	108.1	36
1-0-0	4.00	1	9.0	4	St. Louis	5-5-0	3.93	18	107.2	47
—	—	—	—	—	San Diego	7-7-0	3.51	24	100.0	39
0-1-0	6.43	1	7.0	5	San Francisco	3-5-2	3.04	25	127.1	43
—	—	—	—	—	Anaheim	0-0-0	0.00	3	2.0	0
1-0-0	2.00	1	9.0	2	Baltimore	1-0-0	2.00	1	9.0	2
—	—	—	—	—	Boston	0-2-1	5.70	8	30.0	19
—	—	—	—	—	Chicago	0-0-1	3.86	3	7.0	3
—	—	—	—	—	Cleveland	0-1-0	7.50	3	6.0	5
—	—	—	—	—	Detroit	0-1-0	—	1	0.0	2
—	—	—	—	—	Kansas City	1-0-0	0.00	4	6.0	0
—	—	—	—	—	Minnesota	0-0-1	0.00	3	4.1	0
0-0-0	7.50	1	6.0	5	New York	1-1-0	5.14	6	21.0	12
—	—	—	—	—	Oakland	0-0-0	0.00	4	6.0	0
—	—	—	—	—	Seattle	0-0-0	5.40	3	3.1	2
1-0-0	2.00	1	9.0	2	Tampa Bay	1-1-0	3.86	2	16.1	7
—	—	—	—	—	Texas	0-0-0	5.68	4	6.1	4
0-1-0	7.04	1	7.2	6	Toronto	0-4-0	5.88	8	26.0	17
3-1-0	2.77	5	39.0	12	Mar/April	15-12-4	3.07	48	240.1	82
5-1-0	2.42	6	52.0	14	May	20-13-3	3.00	57	315.1	105
3-2-0	4.64	6	42.2	22	June	16-20-1	4.07	50	294.1	133
3-0-0	3.30	4	30.0	11	July	18-12-1	3.66	48	283.0	115
0-1-0	9.95	1	6.1	7	August	12-11-1	2.99	56	274.0	91
1-1-0	4.35	2	10.1	5	Sept/Oct	18-15-3	3.45	67	284.2	109
7-4-0	4.10	14	98.2	45	Home	49-46-5	3.29	166	869.1	318
8-2-0	2.87	10	81.2	26	Road	50-37-8	3.47	160	822.1	317
6-4-0	4.92	10	75.0	41	Day	27-31-4	4.07	96	537.2	243
9-2-0	2.56	14	105.1	30	Night	72-52-9	3.06	230	1154.0	392
5-2-0	3.40	7	55.2	21	Grass	31-26-6	3.61	127	566.0	227
10-4-0	3.61	17	124.2	50	Turf	68-57-7	3.26	199	1125.2	408
13-4-0	3.13	19	149.2	52	Pre-ASG	54-52-8	3.54	170	925.2	364
2-2-0	5.58	5	30.2	19	Post-ASG	45-31-5	3.18	156	766.0	271
15-6-0	3.54	24	180.1	71	Starler	93-74-0	3.39	215	1535.1	579
—	—	—	—	—	Reliever	6-9-13	3.22	111	156.1	56

(continued on the next page)

MAJOR LEAGUE HITTING TOTALS

	AVG	AB	R	H	2B	3B	HR	RBI	SH	SF	HP	BB	SO	SB	CS	E
1999	.100	50	5	5	1	1	0	3	9	0	0	7	28	0	0	0
Career	.150	480	22	72	9	1	0	21	67	1	0	16	176	1	0	11

SCHILLING'S CAREER STATS BY BALLPARK

	W-L-S	ERA	G	IP	ER		W-L-S	ERA	G	IP	ER
Bank One	1-1-0	2.12	2	17.0	4	Dodger	4-2-0	2.32	9	54.1	14
Atlanta-Fulton	3-1-2	3.44	12	52.1	20	County	1-1-0	2.81	3	16.0	5
Turner	2-2-0	4.71	4	28.2	15	Olympic	7-2-0	2.07	11	74.0	17
Wrigley	1-3-1	5.89	11	47.1	31	Shea	3-2-0	3.00	9	48.0	16
Cinergy	3-3-2	3.72	10	48.1	20	Veterans	45-40-0	3.18	112	778.1	275
Mile High	0-0-0	6.00	1	6.0	4	Three Rivers	4-1-1	3.24	9	58.1	21
Coors	2-1-0	3.86	4	28.0	12	Busch	3-4-0	4.97	10	58.0	32
Pro Player	4-2-0	3.59	8	52.2	21	Qualcomm	5-4-0	3.05	13	56.0	19
Astrodome	7-4-3	3.23	40	106.0	38	3Com	2-2-1	2.71	11	63.0	19
Edison	0-0-0	0.00	1	0.1	0	Yankee	0-0-0	5.40	2	1.2	1
Memorial	1-3-2	4.87	23	44.1	24	Coliseum	0-0-0	0.00	2	2.2	0
Fenway	0-2-0	7.50	5	18.0	15	Kingdome	0-0-0	0.00	1	2.0	0
Comiskey (old)	0-0-0	0.00	1	1.1	0	Tropicana	1-0-0	2.00	1	9.0	2
Cleveland	0-0-0	13.50	1	0.2	1	Arlington (old)	0-0-0	0.00	2	3.2	0
Kauffman	0-0-0	0.00	1	1.0	0	Exhibition	0-1-0	22.50	1	2.0	5
Metrodome	0-0-1	0.00	2	3.1	0	SkyDome	0-2-0	3.86	4	9.1	4

SCHILLING'S GAME HIGH STRIKEOUTS

Has 46 career 10+ strikeout games ...

16, 1 time	9/1/97 vs NYY
15, 2 times	last: 4/5/98 at ATL
14, 1 time	8/20/98 (1) vs ARI
13, 5 times	last: 7/4/99 vs CHI
12, 9 times	last: 9/14/98 at ATL
11, 12 times	last: 4/16/99 vs FLA
10, 16 times	last: 9/4/98 at MIL

SEASON STRIKEOUT LEADERS (SINCE 1900)

Nolan Ryan	383 in 1973	Sam McDowell (L)	325 in 1965	Mike Scott	306 in 1986
Sandy Koufax (L)	382 in 1965	Curt Schilling	319 in 1997	P. Martinez	305 in 1997
Ryan	367 in 1974	Koufax (L)	317 in 1966	McDowell (L)	304 in 1970
Randy Johnson (L)	364 in 1999	Walter Johnson	313 in 1910	W. Johnson	303 in 1912
Rube Waddell (L)	349 in 1904	J.R. Richard	313 in 1979	Richard	303 in 1978
Bob Feller	348 in 1946	Pedro Martinez	313 in 1999	Waddell (L)	302 in 1903
Ryan	341 in 1977	Steve Carlton (L)	310 in 1972	Vida Blue	301 in 1971
Ryan	329 in 1972	Mickey Lolich (L)	308 in 1971	Ryan	301 in 1989
R. Johnson (L)	329 in 1998	R. Johnson (L)	308 in 1993	Schilling	300 in 1998
Ryan	327 in 1976	Koufax (L)	306 in 1963		

SCHILLING'S GAME HIGHS

LOW-HIT CG: 1, 9/9/92 vs NYM ... **SHUTOUTS:** 13 times, last: 5/29/99 vs COL ... **STRIKEOUTS:** 16, 9/1/97 vs NYY ... **LONGEST OUT-ING:** starter - 9.0 inn, 48 times, last: 7/18/99 at TB ... **reliever** - 4.0 inn, 5/3/92 at SF ... **WINNING STREAK:** 7 games, 1993 ... **LOSING STREAK:** 7 games, 1994 ... **SCORELESS STREAK:** 29.0 inn, 1992 ... **WALKLESS STREAK:** 36.0 inn, 8/5-26/96.



#52 STEVE SCHRENK RHP

B-T: R-R

HT: 6-3; WT: 215

AGE: 31, turns 32 on November 20

BORN: November 20, 1968, Great Lakes, IL

RESIDES: Parrish, FL

ML SERVICE: 93 days

HOW OBTAINED: Signed by Phillies as a minor league free agent, 10/29/98.

1999 SEASON: Began season with Scranton (AAA) ... Earned 1st win, 5/8 vs Toledo ... Struck out season-high 4 in 2nd win, 5/18 at Richmond ... Earned final win, 6/5 vs Richmond ... Earned 2 saves: 6/23 at Toledo (3.0 IP) and 2nd save, 6/26 at Louisville (2.1 IP) ... Contract purchased by Phillies, 7/2 ... Made ML debut, 7/3 vs CHI (1.0 IP, 1 H, 1 ER, 1 HR, 1 SO), after 12 seasons in the minors ... 1st ML loss was 7/20 at TB in 13th inning ... Picked up 1st ML win in 1st ML start, 7/28 vs FLA, 9-4 (6.0 IP, 4 H, 0 R, 0 BB, 2 SO) ... Earned 1st ML save in 1st opportunity, 8/4 at FLA ... Did not fare as well in 2nd start, 8/9 vs STL, lost 12-6 (2.1 IP, 6 ER) ... Had scoreless streaks of 11.2 innings, 7/22-31 and 12.1 innings, 8/14-9/4 ... Struck out career-high 4, 8/22 vs LA (3.0 IP) ... Held ML right-handers to a .198 (24-121) average ... Allowed just 1 of 21 inherited runners to score ... Opponents hit just .171 (6-35) with runners in scoring position.

CAREER: 13-year pro ... 1987: White Sox' 4th round pick in June draft ... Made pro debut for White Sox in Gulf Coast League (R) ... Threw 3-hit shutout vs GCL Expos, 7/13 ... 1988: Spent entire season at South Bend (A) ... Threw a 1-hitter, 6/2 vs Springfield ... 1989: Spent 2nd straight season at South Bend ... Threw a 2-hit shutout, 5/20 vs Clinton (won 3-0) ... 1990: 3rd straight season at South Bend ... Went 15-15, 4.03 ERA in 57 games over the 3 seasons ... Had ligament transplant surgery on his right elbow, 9/17, by Dr. James Andrews in Birmingham ... 1991: Spent entire season on DL, 4/11-9/3, recovering from the surgery of the previous season ... Made 11 rehab appearances for White Sox, GCL ... 1992: Spent majority of season at Sarasota (A) of the Florida State League ... Finished 2nd in FSL in wins (15) and tied for 3rd in ERA (2.05) ... Selected RHP on FSL All-Star team ... FSL Player of the Week, 7/19-25 ... Went 6-0 in August and was named Organizational Player of the Month ... Promoted to Birmingham (AA), 8/24 ... 1993: Began season at Birmingham ... Named Southern League Pitcher of the Week, 4/8-15, 2-0, 16.0 IP, 0 R, 0 BB, 13 SO ... Threw a 1-hitter, 4/27 vs Chattanooga ... Promoted to Nashville (AAA), 5/21 ... Posted a 2.58 ERA after July ... Combined, went 11-9, 2.98 ERA (13 ER, 45.1 IP) ... Ranked 14th in ERA, 8th in innings and 8th in opponents avg (.217) among all AA-AAA pitchers ... 1994: Spent entire season at Nashville ... Finished tied for 2nd in American Association in wins (14), 3rd in strikeouts (134) and starts (28) and 8th in ERA (3.48) ... Threw 2 complete-game shutouts, 5/19 vs Buffalo and 5/29 at Buffalo ... 1995: Went on DL, 4/21, and missed remainder of season ... Underwent arthroscopic surgery on his right shoulder on 7/5 by Dr. James Andrews in Birmingham ... Made 2 rehab starts in the Gulf Coast League ... 1996: On White Sox' 40-man roster ... Outrighted to Nashville in spring training, 3/13 ... Spent first 3 weeks on DL, 4/4-25, recovering from previous season's surgery ... Lost 6 of last 7 decisions ... Did not pitch after 7/27 ... On DL, 7/30-9/6 ... Had arthroscopic debridement of right shoulder, 8/9, by Dr. Michael Pagnani in Nashville ... Became a free agent, 10/15 ... 1997: Signed by BAL as a minor league free agent, 1/13 ... Assigned to Rochester (AAA) ... On DL, 4/3-17 ... 24 of his 25 games were starts ... Became a free agent, 10/17 ... Signed by STL as a free agent, 11/25 ... 1998: Went to minor league spring training with STL ... Released, 4/3 ... Signed with Red Sox, 5/22 ... Went to extended spring training ... Joined Pawtucket (AAA), 5/29 ... Pitched solely in relief for 1st time in career ... His 2.82 ERA was best since 1992 when he had a 2.05 ERA for Sarasota ... His 8 wins were second only to his career-high 14 in 1994 ... Threw a season-high 3.1 innings, 8/15 vs Toledo ... Struck out a season-high 5, 8/21 at Ottawa ... Underwent arthroscopic surgery on his right knee, 10/12, by Dr. Arthur Pappas in Boston ... Signed by Phillies as a minor league free agent, 10/29.

PERSONAL: Steven Wayne (Steve) Schrenk ... Married Kelli Fortney (2/6/88); five children, Kali Katrice (11/23/84), Kodi Michael (7/19/89), Konor Wade (4/17/92), Kenzi Jade (2/25/94) and Kollin (3/28/96) ... 1987 graduate of North Marian High School (Aurora, OR), where he played baseball, basketball and football ... Earned All-League and All-State honors as a pitcher for 2-time champions ... Played Little League, Babe Ruth and American Legion baseball ... Hobbies: Fishing, camping and playing "Mr. Mom".

STEVE SCHRENK'S CAREER RECORD

YEAR	CLUB	W-L	ERA	G	GS	CG	SHO	SV	IP	H	R	ER	HR	HB	BB	SO	WP	BK
1987	White Sox, GCL	1-2	0.95	8	6	1	1	0	28.1	23	10	3	0	2	12	19	2	1
1988	South Bend	3-7	5.00	21	18	1	0	0	90.0	95	63	50	4	13	37	58	7	2
1989	South Bend	5-2	4.33	16	16	1	1	0	79.0	71	44	38	6	8	44	49	9	0
1990	South Bend	7-6	2.95	20	14	2	1	0	103.2	79	44	34	7	11	25	92	7	1
1991	White Sox, GCL - a	1-3	2.92	11	7	0	0	0	37.0	30	20	12	0	5	6	39	1	0
1992	Sarasota	15-2	2.05	25	22	4	2	1	154.0	130	48	35	1	7	40	113	7	6
	Birmingham	1-1	3.65	2	2	0	0	0	12.1	13	5	5	0	1	11	9	1	0
1993	Birmingham	5-1	1.17	8	8	2	1	0	61.2	31	11	8	2	1	7	51	3	0
	Nashville	6-8	3.90	21	20	0	0	0	122.1	117	61	53	11	3	47	78	6	3
1994	Nashville	14-6	3.48	29	28	2	1	0	178.2	175	82	69	15	6	69	134	14	1
1995	White Sox, GCL - a	0-1	0.00	2	2	0	0	0	7.0	5	2	0	0	0	0	8	0	0
1996	Nashville	4-10	4.42	16	15	1	0	0	95.2	93	54	47	12	3	29	58	3	0
1997	Rochester	4-7	4.66	25	24	1	0	0	125.2	127	73	65	21	6	36	99	3	2
1998	Pawtucket	8-3	2.82	34	0	0	0	1	60.2	60	27	19	8	7	23	45	6	0
1999	Scranton	3-1	2.93	32	0	0	0	2	43.0	38	17	14	2	0	21	34	2	0
	PHILLIES	1-3	4.29	32	2	0	0	1	50.1	41	24	24	6	7	14	36	2	0
ML	TOTALS	1-3	4.29	32	2	0	0	1	50.1	41	24	24	6	7	14	36	2	0

a - Rehabilitation Assignment

(continued on the next page)

SCHRENK'S CAREER TRANSACTIONS

- Selected by Chicago White Sox in 4th round of June, 1987 draft.
- Signed by Baltimore Orioles as a minor league free agent, January 13, 1997.
- Signed by St. Louis Cardinals as a minor league free agent, November 25, 1997.
- Signed by Boston Red Sox as a minor league free agent, May 22, 1998.
- Signed by Philadelphia as a minor league free agent, October 29, 1998.

MAJOR LEAGUE HITTING TOTALS

YEAR	AVG	AB	R	H	2B	3B	HR	RBI	SH	SF	HP	BB	SO	SB	CS	E
1999/Career	.000	3	0	0	0	0	0	0	1	0	0	0	2	0	0	0

SCHRENK'S CAREER PITCHING BREAKDOWN

1999/Career											
	W-L-S	ERA	G	IP	ER		W-L-S	ERA	G	IP	ER
Arizona	0-0-0	0.00	1	1.0	0	Los Angeles	0-0-0	0.00	2	4.0	0
Atlanta	0-0-0	4.91	2	3.2	2	Milwaukee	0-0-0	1.42	4	6.1	1
Chicago	0-0-0	9.00	2	3.0	3	Montreal	0-0-0	0.00	2	3.0	0
Cincinnati	0-1-0	3.00	5	6.0	2	New York	0-0-0	27.00	1	0.2	2
Colorado	0-0-0	0.00	1	1.2	0	St. Louis	0-1-0	10.80	2	5.0	6
Florida	1-0-1	0.00	4	9.2	0	San Francisco	0-0-0	0.00	1	1.1	0
Houston	0-0-0	47.25	2	1.1	7						
Baltimore	0-0-0	0.00	1	2.0	0	Tampa Bay	0-1-0	13.50	1	0.2	1
Boston	0-0-0	0.00	1	1.0	0						
July	1-1-0	1.56	9	17.1	3	Sept/Oct	0-0-0	7.90	11	13.2	12
August	0-2-1	4.19	12	19.1	9						
Home	1-1-0	4.23	16	27.2	13	Pre-ASG	0-0-0	4.50	3	4.0	2
Road	0-2-1	4.37	16	22.2	11	Post-ASG	1-3-1	4.27	29	46.1	22
Day	0-1-0	2.08	11	17.1	4	Starter	1-1-0	6.48	2	8.1	6
Night	1-2-1	5.45	21	33.0	20	Reliever	0-2-1	3.86	30	42.0	18
Grass	0-0-1	1.89	12	19.0	4						
Turf	1-3-0	5.74	20	31.1	20						

SCHRENK'S CAREER STATS BY BALLPARK

	W-L-S	ERA	G	IP	ER		W-L-S	ERA	G	IP	ER
Turner	0-0-0	4.91	2	3.2	2	County	0-0-0	0.00	3	5.1	0
Cinergy	0-1-0	4.50	2	2.0	1	Shea	0-0-0	27.00	1	0.2	2
Coors	0-0-0	0.00	1	1.2	0	Veterans	1-1-0	4.23	16	27.2	13
Pro Player	0-0-1	0.00	2	2.2	0	Busch	0-0-0	0.00	1	2.2	0
Astrodome	0-0-0	45.00	1	1.0	5	3Com	0-0-0	0.00	1	1.1	0
Fenway	0-0-0	0.00	1	1.0	0	Tropicana	0-1-0	13.50	1	0.2	1

SCHRENK'S CAREER FIELDING

POS	PCT	G	PO	A	E	TC	DP
Pitcher	1.000	32	4	7	0	11	1

SCHRENK'S GAME HIGHS

STRIKEOUTS: 4, 8/22/99 vs LA ... **WALKS:** 4, 9/13/99 at HOU ... **LONGEST OUTING:** starter - 6.0 inn, 7/28/99 vs FLA ... reliever - 3.0 inn, 8/22/99 vs LA ... **WINNING STREAK:** 1 game ... **LOSING STREAK:** 2 games ... **SCORELESS STREAK:** 12.1 inn, 8/14-9/4/99,



#11 KEVIN SEFCIK OF

B-T: R-R

HT: 5-10; WT: 182

AGE: 29

BORN: February 10, 1971, Oak Lawn, IL

RESIDES: Orland Park, IL

ML SERVICE: 3 years, 136 days

HOW OBTAINED: Phillies 33rd round pick in June, 1993 draft.

CONTRACT STATUS: Signed a two-year contract, 12/2/98, taking him through the 2000 season.

1999 SEASON: Reached career highs in games, at bats and doubles ... Hit .311 (14-45) as a pinch-hitter, leading the club in both pinch-hits and pinch-AB ... 14 pinch-hits were tied for 5th-highest in NL ... Made 34 starts: 10 in RF, 10 in CF, 8 at 2B, 6 in LF ... Phils were 19-15 in his starts ... Made just 1 error in 64 games in the outfield ... Best month was May, .333 (11-33) in 15 games ... Hit .341 (31-91) vs LHP ... Hit .343 (34-99) at Veterans Stadium.

CAREER: Seven-year pro ... **1993:** Phillies 33rd round pick in June draft ... Led all Phillies (short-season clubs) in average (.299), at bats (281), runs (49), hits (84), total bases (122), doubles (24) and tied for lead in triples (4) for Batavia ... **1994:** Played 3rd base for Clearwater ... Led Phillies minor leaguers in triples (8) ... Led Florida State League with fewest strikeouts per plate app (1/13.56), 2nd in at bats (516), 3rd in hits (147) and 5th in runs (83) ... Had league-best 7-RBI game, 7/4 at Sarasota ... Played in the Arizona Fall League for champion Peoria Javelinas, hit .303 ... **1995:** Began season at Scranton (AAA) ... Had league-leading 6 doubles (7 of 9 hits were for extra bases), before sent to Reading (AA), 4/16, because of roster space ... Played in a combined 112 games at SS, 21 at 3B and 7 at 2B in the minors ... Played 62 consecutive games before missing one for Reading, 8/24 ... Had 4-hr game, 4/18 at Norwich ... Had 11-game hit streak, 5/11-21, .311 ... Won Reading's Unsung Hero Award ... Appeared in 3 of Reading's post-season games, knocking in 5 runs, before contract was purchased by Phils, 9/8 ... Made ML debut, 9/8 vs HOU, as a defensive replacement at 3rd base; struck out in 1st plate appearance ... Appeared in 5 games for Phils (no starts); scored 1st ML run, 9/14 at PIT ... **1996:** Began season with Phillies ... Collected 1st ML hit (single off T. Urbani) in 1st ML start (SS), 4/12 at STL ... Appeared in 3 games before optioned to Scranton, 4/26 ... Hit .305 in 36 games at Scranton before Phillies recall, 6/3 ... Had 1st ML stolen base, 7/22 (1) vs CIN ... Appeared in 16 games (10 starts, all at SS) before being optioned back to Scranton, 8/1 ... At Scranton, had 14-game hit streak, .424, which included 4 games from his 1st stint and all 10 games of his 2nd stint ... Recalled, 8/11, and remained with big club for rest of season ... Went 6-for-8 (.750) with 2 doubles and 2 triples in first 4 games back from AAA ... Collected season-high 3 RBI, 8/31 vs LA ... Had 2 career-best 3-hit games, 9/1 vs LA & 9/26 vs MTL ... Took over as 3rd baseman, 9/10, when Scott Rolen was lost for season, starting final 18 games ... **1997:** Started season with Phillies, appearing in 16 games (3 starts) before being optioned to Scranton, 5/10 ... Hit .333 (41-123) in 29 games for Red Barons before being recalled by Phillies, 6/13 ... Remained with big club for rest of season, appearing in 61 games with 22 starts (14 at 2B, 6 at SS, 2 at 3B) ... Hit .293 (29-99) in 41 games of his 2nd stint compared to .150 in 16 games in 1st stint ... Hit 1st ML HR, 7/4 vs CHI (Terry Mulholland) ... Had HR and season-best 3 RBI, 8/3 vs STL ... Hit .316 (6-19) as a PH ... **1998:** Spent 1st full season in the majors ... Made transition from infielder to outfielder ... Appeared in 60 games in the OF; 2 at 3B, 1 at 2B ... Made 34 starts: 13 in LF, 15 in RF and 6 in CF ... Hit .355 after the All-Star break ... Collected an RBI in 3 straight games, 7/23-24 (DH) ... Matched career-high 3 hits, 3 times: 8/20 (2) vs ARI, 9/8 vs NYM, 9/27 (1) at FLA ... Had 1st career 2-HR game, 9/8 vs NYM; also had career-high 3 runs in game ... Had career-high 4 RBI, 9/27 (1) at FLA ... 7 HBP's ranked 2nd on club, despite having just 169 at bats ... Went to Florida Instructional League in October.

PERSONAL: Kevin John Sefcik ... Married Marge Kohler (2/10/94); one son, Zach Francis (2/7/98) ... 1989 graduate of Victor Andrews High School (Tinley Park, IL), where he played ice hockey and was All-State and All-Conference in baseball ... Graduate of St. Xavier College (Chicago, IL) with a BS degree in accounting ... Played Little League and Pony League baseball ... Hobbies: Listening to music, sports, hockey and golf.

KEVIN SEFCIK'S CAREER RECORD

YEAR	CLUB	AVG	G	AB	R	H	2B	3B	HR	RBI	SH	SF	HP	BB	SO	SB	CS	E
1993	Batavia	.299	74	281	49	84	24	4	2	28	7	5	3	27	22	20	6	16
1994	Clearwater	.285	130	516	83	147	29	8	2	47	4	6	7	49	43	30	13	21
1995	Scranton	.346	7	26	5	9	6	1	0	6	0	1	0	3	1	0	0	0
	Reading	.272	128	508	68	138	18	4	4	46	3	3	12	38	48	14	11	18
	PHILLIES	.000	5	4	1	0	0	0	0	0	0	0	0	0	2	0	0	0
1996	PHILLIES	.284	44	116	10	33	5	3	0	9	1	2	2	9	16	3	0	7
	Scranton	.333	45	180	34	60	7	5	0	19	3	2	3	15	20	11	3	10
1997	Scranton	.333	29	123	19	41	11	2	1	7	2	0	0	9	11	5	1	8
	PHILLIES	.269	61	119	11	32	3	0	2	6	7	0	1	4	9	1	2	4
1998	PHILLIES	.314	104	169	27	53	7	2	3	20	3	1	7	25	32	4	2	2
1999	PHILLIES	.278	111	209	28	58	15	3	1	11	3	0	1	29	24	9	4	2
ML	TOTALS	.285	325	617	77	176	30	8	6	46	14	3	11	67	83	17	8	15

(continued on the next page)

SEFCIK'S CAREER TRANSACTIONS

—Selected by Philadelphia in 33rd round of June, 1993 draft.

SEFCIK'S CAREER BATTING BREAKDOWN

1999					Career					
AVG	AB	H	HR	RBI		AVG	AB	H	HR	RBI
.357	14	5	0	0	Arizona	.400	20	8	0	0
.182	11	2	0	0	Atlanta	.237	38	9	0	1
.263	19	5	0	0	Chicago	.231	52	12	1	3
.300	10	3	0	1	Cincinnati	.309	55	17	0	3
.333	9	3	0	0	Colorado	.345	29	10	0	3
.125	16	2	0	1	Florida	.258	66	17	0	10
.375	8	3	0	0	Houston	.346	26	9	0	2
.133	15	2	0	1	Los Angeles	.286	35	10	0	4
.304	23	7	0	0	Milwaukee	.351	37	13	1	1
.111	9	1	0	0	Montreal	.256	39	10	0	2
.333	6	2	0	1	New York	.212	52	11	2	3
.286	7	2	0	1	Pittsburgh	.235	17	4	0	1
.375	16	6	0	0	St. Louis	.286	35	10	1	5
.308	13	4	1	3	San Diego	.212	33	7	1	4
.313	16	5	0	1	San Francisco	.324	37	12	0	1
.250	4	1	0	2	Baltimore	.286	7	2	0	2
.500	4	2	0	0	Boston	.429	14	6	0	1
—	—	—	—	—	Detroit	.333	3	1	0	0
1.000	2	2	0	0	New York	.400	5	2	0	0
.143	7	1	0	0	Tampa Bay	.333	9	3	0	0
—	—	—	—	—	Toronto	.375	8	3	0	0
.211	19	4	0	1	Mar/April	.189	53	10	0	3
.333	33	11	1	4	May	.273	55	15	1	5
.314	35	11	0	3	June	.297	101	30	0	6
.196	46	9	0	1	July	.276	105	29	2	9
.231	39	9	0	2	August	.317	104	33	1	10
.378	37	14	0	0	Sept/Oct	.296	199	59	2	13
.343	99	34	1	7	Home	.325	314	102	5	28
.218	110	24	0	4	Road	.244	303	74	1	18
.243	70	17	1	6	Day	.264	216	57	4	23
.295	139	41	0	5	Night	.297	401	119	2	23
.235	85	20	0	2	Grass	.247	227	56	1	12
.306	124	38	1	9	Turf	.308	390	120	5	34
.284	102	29	1	9	Pre-ASG	.254	236	60	2	17
.271	107	29	0	2	Post-ASG	.304	381	116	4	29
.341	91	31	1	6	vs LHP	.302	215	65	4	17
.229	118	27	0	5	vs RHP	.276	402	111	2	29
.192	52	10	0	7	RISP	.210	138	29	1	36
.000	7	0	0	1	RISP (loaded)	.150	20	3	0	10
.311	45	14	0	5	Pinch-hitting	.270	100	27	0	5

SEFCIK'S CAREER STATS BY BALLPARK

	AVG	AB	H	HR	RBI		AVG	AB	H	HR	RBI
Bank One	.250	8	2	0	0	County	.360	25	9	1	1
Turner	.154	13	2	0	0	Olympic	.200	15	3	0	0
Wrigley	.214	28	6	0	1	Shea	.167	18	3	0	0
Cinergy	.265	34	9	0	3	Veterans	.325	314	102	5	28
Coors	.333	21	7	0	1	Three Rivers	.000	4	0	0	1
Pro Player	.188	32	6	0	5	Busch	.292	24	7	0	2
Astrodome	.313	16	5	0	2	Qualcomm	.182	11	2	0	0
Dodger	.200	10	2	0	0	3Com	.211	19	4	0	0
Oriole Park	.500	2	1	0	2	Yankee	.000	3	0	0	0
Fenway	.400	10	4	0	0	Tropicana	.143	7	1	0	0
Tiger	.333	3	1	0	0						

SEFCIK'S CAREER FIELDING

	PCT	G	PO	A	E	TC	DP
2nd Base	.967	39	56	63	4	123	10
3rd Base	.873	28	10	38	7	55	5
Shortstop	.979	31	30	62	2	94	11
Outfield	.987	124	155	2	2	159	0

SEFCIK'S GAME HIGHS

HITS: 3, 5 times, last: 9/27/98 (1) at FLA ... **RUNS:** 3, 9/8/98 vs NYM ... **DOUBLES:** 1 ... **TRIPLES:** 1 ... **HOME RUNS:** 2, 9/8/98 vs NYM ... **RBI:** 4, 9/27/98 (1) at FLA ... **STOLEN BASES:** 1 ... **HITTING STREAK:** 5 games, 1996 & 1998 (twice) ... **GRAND SLAMS:** None ... **PINCH-HR:** None.



#37 ANTHONY SHUMAKER LHP

B-T: L-L

HT: 6-5; WT: 219

AGE: 26, turns 27 on May 14

BORN: May 14, 1973, Tucson, AZ

RESIDES: Kokomo, IN

ML SERVICE: 28 days

HOW OBTAINED: Phillies 23rd round pick in June, 1995 draft.

1999 SEASON: Began season at Reading (AA) ... Opening Day starter, threw one inning when game was suspended (rain) ... Phillies Minor League Pitcher of the Month for April, 2-1, 1.78 ERA, 25.0 IP, 5 BB, 29 SO ... Tied career-high 11 strikeouts, 5/10 vs Binghamton, 3-2 win, 8.0 IP ... Won 3 straight, 4/29, 5/4, 5/10 ... Ranked 2nd in Eastern League in ERA (1.78) and 3rd in strikeouts (60) when promoted to Scranton (AAA), 5/31 ... Made triple-A debut, 6/2 at Indianapolis ... 1st AAA win was 6/13 at Rochester, 7.0 inn of combined shutout ... Recalled by Phillies, 7/23 ... Made ML debut, 7/23 (2) vs ATL, lost 3-1, 8.0 IP, 5 H, 2 R, 1 ER, 3 BB, 5 SO; walked in 1st ML plate appearance ... Optioned back to AAA after the game ... Recalled for 2nd time, 8/13, after 3 more starts ... Threw 2 strikes in 0.1 inning in 1st ML relief appearance, 8/14 at CIN ... Had ND in 2nd start, 8/17 at STL, striking out career-high 6 ... Singled for 1st ML hit, 8/17 at STL (Manny Aybar) ... Left his start, 8/22 vs LA, with a confusion at the base of his right hand when hit by Gary Sheffield line drive ... Optioned back to Scranton, 8/23 ... Threw lone triple-A complete game, 9/2 at Ottawa ... Lost lone playoff start, 9/9 at Charlotte ... Recalled for final time, 9/17 ... Lost final start, 9/21 at MIL, 8-6 ... Final 3 ML appearances came in relief.

CAREER: Five-year pro ... **1995:** Selected by Phillies in 23rd round of June draft ... Began pro career at Martinsville (R) ... Promoted to Batavia (A), 7/26 ... **1996:** Began season at Piedmont (A) ... Finished 1st among South Atlantic League relievers in opponents avg (.145) and SO per 9 IP ratio (14.05) ... Promoted to Clearwater (A), 6/15 ... Played in Florida Instructional League ... **1997:** Finished 2nd in Florida State League in games (61) ... Led Clearwater staff in games, 2nd in saves (9) ... Pitched for Grand Canyon in Arizona Fall League ... **1998:** Spent entire season at Reading (AA) ... Began season in bullpen, moved to starter's role, 5/23 ... Went 5-6, 2.72 ERA in 21 games as a starter ... Named Reading's Pitcher of the Year ... Finished tied for 7th in Eastern League with a 3.35 ERA ... EL Pitcher of the Week, 8/10-16; threw 1-hit, CG SHO, 6 SO, 8/14 vs Binghamton ... Shutout was 1st for Reading since Mike Williams' shutout on 8/25/91 ... Phillies Minor League Pitcher of the Month for August, 2-2, 1.55 ERA, 46.1 IP, 30 SO ... Struck out a season-high 11, 9/4 vs Bowie ... Pitched for Sun Cities in Arizona Fall League.

PERSONAL: Anthony Warren Shumaker ... Single ... 1991 graduate of Kokomo High School ... Attended Cardinal Stritch College (WI); 1.64 ERA in 1995 was 6th-lowest in NAIA ... Played Little League, Babe Ruth and Connie Mack baseball ... Hobby: Fishing.

ANTHONY SHUMAKER'S CAREER RECORD

YEAR	CLUB	W-L	ERA	G	GS	CG	SHO	SV	IP	H	R	ER	HR	HB	BB	SO	WP	BK
1995	Martinsville	1-3	4.50	6	4	0	0	0	28.0	31	16	14	1	1	8	26	3	0
		2-2	1.62	9	4	1	1	0	39.0	38	10	7	0	0	4	31	2	0
1996	Piedmont	3-0	1.38	20	0	0	0	4	32.2	16	7	5	2	0	10	51	3	0
		5-3	5.52	31	0	0	0	3	29.1	42	18	18	1	0	12	25	1	0
1997	Clearwater	5-4	2.13	61	0	0	0	9	72.0	64	22	17	1	2	17	77	5	0
1998	Reading	7-10	3.35	38	21	1	1	2	166.2	152	75	62	20	4	44	129	3	0
1999	Reading	4-3	1.78	10	10	1	0	0	60.2	48	17	12	3	2	17	60	1	0
	Scranton	3-5	5.72	14	14	1	0	0	89.2	119	60	57	15	2	32	49	2	0
	PHILLIES	0-3	5.96	8	4	0	0	0	22.2	23	17	15	3	1	14	17	1	1
ML	TOTALS	0-3	5.96	8	4	0	0	0	22.2	23	17	15	3	1	14	17	1	1

(continued on the next page)

SHUMAKER'S CAREER TRANSACTIONS

—Selected by Philadelphia in 23rd round of June, 1995 draft.

MAJOR LEAGUE HITTING TOTALS

YEAR	AVG	AB	R	H	2B	3B	HR	RBI	SH	SF	HP	BB	SO	SB	CS	E
1999/Career	.200	5	0	1	0	0	0	0	0	0	0	1	3	0	0	1

SHUMAKER'S CAREER PITCHING BREAKDOWN

1999/Career											
	W-L-S	ERA	G	IP	ER		W-L-S	ERA	G	IP	ER
Atlanta	0-1-0	1.13	1	8.0	1	Milwaukee	0-1-0	16.20	1	3.1	6
Chicago	0-0-0	18.00	1	1.0	2	Montreal	0-0-0	0.00	2	2.0	0
Cincinnati	0-0-0	0.00	1	0.1	0	St. Louis	0-0-0	1.50	1	6.0	1
Los Angeles	0-1-0	22.50	1	2.0	5						
July	0-1-0	1.13	1	8.0	1	Sept/Oct	0-1-0	11.37	4	6.1	8
August	0-1-0	6.48	3	8.1	6						
Home	0-2-0	5.54	5	13.0	8	Pre-ASG	—	—	—	—	—
Road	0-1-0	6.52	3	9.2	7	Post-ASG	0-3-0	5.96	8	22.2	15
Day	0-1-0	19.29	2	2.1	5	Starter	0-3-0	6.05	4	19.1	13
Night	0-2-0	4.43	6	20.1	10	Reliever	0-0-0	5.40	4	3.1	2
Grass	0-1-0	6.75	2	9.1	7						
Turf	0-2-0	5.40	6	13.1	8						

SHUMAKER'S CAREER STATS BY BALLPARK

	W-L-S	ERA	G	IP	ER		W-L-S	ERA	G	IP	ER
Cinergy	0-0-0	0.00	1	0.1	0	Veterans	0-2-0	5.54	5	13.0	8
County	0-1-0	16.20	1	3.1	6	Busch	0-0-0	1.50	1	6.0	1

SHUMAKER'S CAREER FIELDING

POS	PCT	G	PO	A	E	TC	DP
Pitcher	.833	8	0	5	1	6	0

SHUMAKER'S GAME HIGHS

STRIKEOUTS: 6, 8/17/99 at STL ... **WALKS:** 5, 8/17/99 at STL ... **LONGEST OUTING:** starter - 8.0 inn, 7/23/99 (2) vs ATL ... reliever - 1.0 inn, twice, last: 10/2/99 vs MTL ... **LOSING STREAK:** 3 games, 7/23-9/21/99.



#63 REGGIE TAYLOR OF

B-T: L-R

HT: 6-1; WT: 178

AGE: 23

BORN: January 12, 1977, Newberry, SC

RESIDES: Newberry, SC

HOW OBTAINED: Phillies 1st round pick (14th overall) in June, 1995 draft.

1999 SEASON: Named Phillies' 7th-best prospect by *Baseball America* ... His career-high 10 triples led the Phillies minor league system and were tied for 2nd in Eastern League ... Also led club in SB (38) and was 2nd in HR with a career-high 15 ... Became 1st Reading player since 1981 to record double-digit doubles (17), triples, HR and SB ... Best month was May, when he hit .313 with 5 HR, 4 3B, 19 R, 17 RBI ... Phillies Minor League Player of the Week, 6/7-13 ... 9 OF assists were tops on club and among EL leaders ... Had 2 HR and a triple, 5/31 at Portland ... Had pinch-HR, 6/4 at New Haven ... Homered in 3 straight games, 6/8-11 ... Had 9-game hit streak, 7/12-24 ... Had season-high 4 RBI, 8/8 vs Akron ... Had second 2-HR game, 8/19 vs Binghamton ... Suffered left shoulder injury in January diving into first base in winter ball while playing for Zulia (VZ) ... Underwent arthroscopic surgery, 1/31/00, by Dr. Michael Ciccotti: to repair a tear of the anterior and superior labrum in his left shoulder ... Expected to miss 6-7 months.

CAREER: Five-year pro ... **1995:** Phillies 1st pick (14th overall) in June draft ... Prior to draft, *Baseball America* ranked him Best Athlete and Fastest Base Runner among high school players and 10th-best prospect overall in the draft ... Spent 1st pro season at Martinsville ... 6 triples ranked 3rd in Appalachian League ... Named league's #3 prospect by *Baseball America* ... **1996:** Moved up to Piedmont (A), where he raised avg 41 points (.222 to .263) from previous season ... Had 3 stolen bases, 5/29 at Greensboro ... Phillies Minor League Player of the Week, 7/22-28 ... Led club in at bats (499) and stolen bases (36) ... After season, attended Florida Instructional League ... **1997:** Moved up to Clearwater (A), where he set club records for at bats (545) and stolen bases (40) ... Led Florida State League in at bats and was 5th in stolen bases ... Led FSL in assists (19) and total chances (354) ... Collected 6 triples for 3rd straight year ... Reached career highs in runs (73), hits (133), HR (12), RBI (47) and stolen bases ... Named FSL's Best Defensive Outfielder by league managers ... **1998:** Spent 1st season at Reading (AA) ... Despite 2 separate hand injuries that limited him to 79 games, hit a career-best .273 ... Led club with 22 stolen bases ... Hit .343 in April with 2 HR, 9 RBI, 7 SB ... Had 5 RBI, 4/15 vs Harrisburg ... Was 4-6, 3 RBI, 5/30 at Akron ... Jammed his left 6th finger while diving into a base, 6/18 vs New Haven (finished game); x-rays revealed a fracture at the pip joint of the finger ... Played 4 more games before increased discomfort took him out of lineup from 6/26-7/15 ... Suffered non-displaced fracture of the 5th metacarpal joint in his right hand, 7/21 vs Norwich ... On DL, 7/22-8/30 ... Returned to action 8/31 and started final 8 games ... Named Phils' 8th-best prospect by *Baseball America* ... Played for Sun Cities in the Arizona Fall League.

PERSONAL: Reginald Tremain Taylor (Reggie) ... Single ... 1995 graduate of Newberry High School (SC), where he played basketball and was All-America in baseball ... Hit .452 in his senior year.

REGGIE TAYLOR'S CAREER RECORD

YEAR	CLUB	AVG	G	AB	R	H	2B	3B	HR	RBI	SH	SF	HP	BB	SO	SB	CS	E
1995	Martinsville	.222	64	239	36	53	4	6	2	32	0	4	6	23	58	18	7	8
1996	Piedmont	.263	128	499	68	131	20	6	0	31	2	3	3	29	136	36	17	12
1997	Clearwater	.244	134	*545	73	133	18	6	12	47	5	6	4	30	130	40	23	11
1998	Reading	.273	79	337	49	92	14	6	5	22	0	2	2	12	73	22	10	10
1999	Reading	.266	127	526	75	140	17	10	15	61	3	3	3	18	79	38	20	9

* League Leader

TAYLOR'S CAREER TRANSACTIONS

—Selected by Phillies in 1st round (14th overall pick) of June, 1995 draft.



#47 AMAURY TELEMACO RHP

B-T: R-R

HT: 6-3; WT: 222

AGE: 26

BORN: January 19, 1974, Higuey, DR

RESIDES: La Romana, DR

ML SERVICE: 3 years, 8 days

HOW OBTAINED: Claimed by the Phillies off waivers from the Arizona Diamondbacks, 6/8/99.

1999 SEASON: Began season on DL with tendinitis in his right shoulder ... Made 13 rehab appearances (12 starts) at Tucson (AAA) ... Activated from DL, 5/8 ... Pitched in 5 games for ARI, finishing 3 of them ... Earned 1st/only victory in 1st appearance, 5/12 vs MTL, 1.0 IP, 1 SO ... Claimed by Phillies off waivers, 6/8 ... Made Phillies debut, 6/9 vs NYY, 2.0 IP ... Did not allow a run (3 hits) in first 6 games with Phils (8.2 IP) ... First win as a Phillie was 7/23 (1) vs ATL, 2.0 IP ... Had a 1.35 ERA (4 ER in 26.2 IP), 23 SO in first 22 games with Phils, through 8/6; struggled from mid-August through September ... Won 4th straight decision, 9/22 at MIL, a career-high win streak ... All 49 ML appearances were in relief, for 1st time in career.

CAREER: Eight-year pro ... **1991:** Signed by Cubs as non-drafted free agent, 5/23 ... **1992:** Began pro career at Huntington (R) where he led the Appalachian League in strikeouts (93) and walked just 17 in 76.1 innings ... **1993:** First full pro season with Peoria (A) ... Struck out 133 in 143.2 innings with 4 double-digit strikeout games, including 12 in 6.0 innings, 7/14 at Cedar Rapids ... **1994:** Began season at Daytona (A), winning first 5 starts ... Went 7-3 in 11 starts and was tied for Florida State League lead in wins when promoted to Orlando (AA), 6/9 ... Finished with a combined 10-8 record with 4 complete games, 3.24 ERA ... **1995:** Spent a full season at Orlando ... His 151 strikeouts led the Cubs organization and ranked 2nd in Southern League while his 3.29 ERA ranked 7th ... Led SL in fewest base runners allowed per 9 IP (9.6) and was 2nd in opponents average (.211) ... **1996:** Began season at Iowa (AAA), but after going 3-1, 3.06 ERA in 8 starts was promoted to the Cubs ... Made ML debut, 5/16 vs HOU, a 13-1 win ... He no-hit the Astros for 5.2 innings until Jeff Bagwell singled - the only hit he allowed in 7.0 innings ... Won his next start, 5/21 at ATL, 4-2 - a 2-run HR by Marquis Grissom broke 12.1 scoreless inning streak ... Recorded first 2 hits of career, 7/2 at PIT in 15-7 win - 1st hit was RBI single (Paul Wagner) ... On DL, 8/20-9/4 with strained right shoulder ... Moved to bullpen upon return ... **1997:** Split time between the Cubs and Iowa ... Struck out a career-high 9, 4/27 vs PIT (in

(continued on the next page)

(Telemaco continued)

5.2 innings), but lost 7-0 ... Had a pair of 5-hit shutouts with Iowa ... Had a complete game win, 7/3 vs Oklahoma City with season-high 11 strikeouts ... Made one start for Orlando (AA), 7/9, during Iowa's All-Star break ... Named pitcher with Best Breaking Pitch in American Association by *Baseball America* ... **1998:** Began season in Cubs bullpen ... Had a 2.08 ERA through his first 6 games ... After going 1-1, 3.90 ERA in 14 games, was waived by Cubs, 5/15, and claimed by Arizona ... Made 9 relief appearances before moving into the rotation ... Made 1st start, 6/20 at STL ... Won 6-5 on 8/3 at CHL, first return to Wrigley ... Also won, 9/4 vs HOU, 3-1, season-high 7.0 IP, 6 H, 1 ER, 6 SO ... Only D'backs pitcher to hit a triple, 8/24 at NYM (Masato Yoshii).

PERSONAL: Amaury Telemaco (Regaldo) ... Married, wife's name is Deyanira; one son, Amaury, Jr. (9/29/98) ... Attended Cristo Rey High School.

AMAURY TELEMACO'S CAREER RECORD

YEAR	CLUB	W-L	ERA	G	GS	CG	SHO	SV	IP	H	R	ER	HR	HB	BB	SO	WP	BK
1992	Huntington	3-5	4.01	12	12	2	0	0	76.1	71	45	34	6	2	17	*93	7	0
	Peoria	0-1	7.94	2	1	0	0	0	5.2	9	5	5	0	1	5	5	0	0
1993	Peoria	8-11	3.45	23	23	3	0	0	143.2	129	69	55	9	5	54	133	8	0
1994	Daytona	7-3	3.40	11	11	2	0	0	76.2	62	35	29	4	4	23	59	3	3
	Orlando	3-5	3.45	12	12	2	0	0	62.2	56	29	24	6	4	20	49	3	0
1995	Orlando	8-8	3.29	22	22	3	1	0	147.2	112	60	54	13	4	42	151	7	1
1996	Iowa	3-1	3.06	8	8	1	0	0	50.0	38	19	17	5	2	18	42	3	0
	CHICAGO (NL)	5-7	5.46	25	17	0	0	0	97.1	108	67	59	20	3	31	64	3	0
1997	Orlando	1-0	2.25	1	1	0	0	0	8.0	9	2	2	0	0	2	6	1	0
	CHICAGO (NL)	0-3	6.16	10	5	0	0	0	38.0	47	26	26	4	0	11	29	1	0
1998	Iowa	5-9	4.51	18	18	3	#2	0	113.2	121	70	57	20	4	38	75	6	1
	CHICAGO (NL)	1-1	3.90	14	0	0	0	0	27.2	23	12	12	5	0	13	18	3	0
1999	ARIZONA	6-9	3.94	27	18	0	0	0	121.0	127	63	53	13	4	33	60	4	0
	CHI/ARI	7-10	3.93	41	18	0	0	0	148.2	150	75	65	18	4	46	78	7	0
1999	ARIZONA	1-0	7.50	5	0	0	0	0	6.0	7	5	5	2	0	6	2	0	0
	Tucson - a	0-3	5.09	13	12	0	0	0	17.2	21	11	10	1	3	6	17	0	0
1999	PHILLIES	3-0	5.55	44	0	0	0	0	47.0	45	29	29	8	2	20	41	5	0
	ARI/PHI	4-0	5.77	49	0	0	0	0	53.0	52	34	34	10	2	26	43	5	0
ML	TOTALS	16-20	4.91	125	40	0	0	0	337.0	357	202	184	52	9	114	214	16	0

* League Leader # Tied for League Lead a - Rehabilitation Assignment

TELEMACO'S CAREER TRANSACTIONS

- Signed by Chicago Cubs as a non-drafted free agent, May 23, 1991.
- On disabled list with strained right shoulder, August 20-September 4, 1996.
- Claimed by Arizona Diamondbacks off waivers from Chicago Cubs, May 15, 1998.
- On disabled list with tendinitis in right shoulder, March 27-May 8, 1999; included rehabilitation assignment to Tucson, April 8-May 7
- Claimed by Philadelphia off waivers from Arizona Diamondbacks, June 8, 1999.

MAJOR LEAGUE HITTING TOTALS

YEAR	AVG	AB	R	H	2B	3B	HR	RBI	SH	SF	HP	BB	SO	SB	CS	E
1999	.000	0	0	0	0	0	0	0	0	0	0	0	0	0	0	1
Career	.110	73	3	8	1	1	0	3	5	1	0	3	37	0	0	4

TELEMACO'S CAREER PITCHING BREAKDOWN

1999						Career				
W-L-S	ERA	G	IP	ER		W-L-S	ERA	G	IP	ER
0-0-0	7.71	3	2.1	2	Arizona	0-0-0	7.71	3	2.1	2
1-0-0	0.00	3	5.0	0	Atlanta	2-2-0	3.20	7	25.1	9
0-0-0	0.00	2	2.0	0	Chicago	1-2-0	5.63	5	16.0	10
0-0-0	27.00	2	2.0	6	Cincinnati	0-0-0	16.88	5	8.0	15
0-0-0	0.00	1	1.1	0	Colorado	0-2-0	6.75	7	26.2	20
1-0-0	2.08	5	4.1	1	Florida	2-2-0	3.74	10	21.2	9
0-0-0	8.10	3	3.1	3	Houston	3-0-0	2.55	7	24.2	7
0-0-0	11.57	3	2.1	3	Los Angeles	0-3-0	6.44	11	36.1	26
1-0-0	0.00	3	3.0	0	Milwaukee	1-0-0	2.70	4	10.0	3
1-0-0	8.31	3	4.1	4	Montreal	2-2-0	6.12	9	25.0	17
0-0-0	0.00	1	0.2	0	New York	2-1-0	2.35	7	30.2	8
—	—	—	—	—	Philadelphia	0-0-0	7.71	2	2.1	2
0-0-0	6.00	3	3.0	2	Pittsburgh	1-1-0	3.26	8	19.1	7
0-0-0	9.64	5	4.2	5	St. Louis	0-0-0	5.54	11	13.0	8
0-0-0	0.00	3	4.0	0	San Diego	1-2-0	3.81	9	26.0	11
0-0-0	18.00	3	3.0	6	San Francisco	1-2-0	7.31	11	32.0	26

TELEMACO'S CAREER PITCHING BREAKDOWN (CONTINUED)

1999					Career					
W-L-S	ERA	G	IP	ER		W-L-S	ERA	G	IP	ER
—	—	—	—	—	Anaheim	0-0-0	0.00	1	2.0	0
0-0-0	0.00	1	1.0	0	Baltimore	0-0-0	0.00	1	1.0	0
0-0-0	0.00	1	0.2	0	Boston	0-0-0	0.00	1	0.2	0
0-0-0	0.00	1	2.0	0	New York	0-0-0	0.00	1	2.0	0
—	—	—	—	—	Oakland	0-0-0	0.00	1	3.0	0
0-0-0	3.00	2	3.0	1	Tampa Bay	0-0-0	3.00	2	3.0	1
0-0-0	9.00	1	1.0	1	Texas	0-1-0	4.50	2	6.0	3
—	—	—	—	—	Mar/April	0-2-0	3.72	11	29.0	12
1-0-0	7.36	3	3.2	3	May	5-3-0	3.88	18	55.2	24
0-0-0	1.64	8	11.0	2	June	1-4-0	3.90	19	55.1	24
1-0-0	2.63	12	13.2	4	July	3-4-0	5.42	27	73.0	44
1-0-0	7.98	17	14.2	13	August	4-5-0	5.57	29	74.1	46
1-0-0	10.80	9	10.0	12	Sept/Oct	3-2-0	6.16	21	49.2	34
2-0-0	6.75	26	26.2	20	Home	8-13-0	5.46	68	184.2	112
2-0-0	4.78	23	26.1	14	Road	8-7-0	4.25	57	152.1	72
0-0-0	3.46	11	13.0	5	Day	5-11-0	4.77	47	143.1	76
4-0-0	6.53	38	40.0	29	Night	11-9-0	5.02	78	193.2	108
3-0-0	4.26	18	19.0	9	Grass	14-19-0	4.64	86	285.0	147
1-0-0	6.62	31	34.0	25	Turf	2-1-0	6.40	39	52.0	37
1-0-0	3.38	15	18.2	7	Pre-ASG	7-10-0	4.02	55	159.0	71
3-0-0	7.08	34	34.1	27	Post-ASG	9-10-0	5.71	70	178.0	113
—	—	—	—	—	Starter	10-19-0	4.72	40	221.1	116
4-0-0	5.77	49	53.0	34	Reliever	6-1-0	5.29	85	115.2	68

TELEMACO'S CAREER STATS BY BALLPARK

	W-L-S	ERA	G	IP	ER		W-L-S	ERA	G	IP	ER
Bank One	4-6-0	4.33	19	79.0	38	Dodger	0-1-0	4.76	4	17.0	9
Atlanta-Fulton	1-0-0	2.25	1	8.0	2	County	1-0-0	0.00	1	1.0	0
Turner	0-0-0	0.00	2	4.0	0	Olympic	0-1-0	8.10	3	6.2	6
Wrigley	4-8-0	5.59	29	95.0	59	Shea	2-0-0	0.98	5	18.1	2
Cinergy	0-0-0	11.25	3	4.0	5	Veterans	1-0-0	6.66	25	25.2	19
Coors	0-1-0	6.55	4	11.0	8	Three Rivers	1-0-0	3.38	5	10.2	4
Pro Player	2-1-0	2.60	6	17.1	5	Busch	0-0-0	8.44	4	5.1	5
Astrodome	0-0-0	9.00	1	2.0	2	Qualcomm	0-1-0	6.75	2	6.2	5
						3Com	0-1-0	6.75	7	18.2	14
Fenway	0-0-0	0.00	1	0.2	0	Coliseum	0-0-0	0.00	1	3.0	0
						Tropicana	0-0-0	3.00	2	3.0	1

TELEMACO'S CAREER FIELDING

POS	PCT	G	PO	A	E	TC	DP
Pitcher	.947	125	30	42	4	76	0

TELEMACO'S CAREER HIGHS

STRIKEOUTS: 9, 4/27/97 vs PIT . . . LONGEST OUTING: starter - 8.0 inn, 5/21/96 at ATL; 5/17/97 vs SF . . . reliever - 5.0 inn, 4/2/98 at FLA . . . WINNING STREAK: 4 games, 1999 . . . LOSING STREAK: 3 games, 4/27-5/17/97; 8/8-19/98.



#54 RANDY WOLF LHP

B-T: L-L

HT: 6-0; WT: 194

AGE: 23, turns 24 on August 22

BORN: August 22, 1976, Canoga Park, CA

RESIDES: West Hills, CA

ML SERVICE: 115 days

HOW OBTAINED: Phillies 2nd round pick in June, 1997 draft.

1999 SEASON: Began season at Scranton (AAA) . . . International League Pitcher of the Week, 4/8-17, 2-0, 14.0 IP, 0 R, 15 SO . . . Hit 5th HR in team history by Red Barons pitcher, 6/5 vs Richmond; 1st since Pat Combs, 7/3/94 at Ottawa . . . Was leading IL in strikeouts (72) and was 10th in ERA (3.61) when contract was purchased by Phillies, 6/9 . . . Won ML debut, 6/11 vs TOR, 8-4, 5.2 IP, 1 ER; 1st Phillie to win debut since Carlton Loewer, 6/14/98 vs CHI . . . Singled for 1st ML hit, 6/16 at SD (Sterling Hitchcock) . . . Threw career-high 8.0 innings, twice; 6/16 at SD (7 SO) and 7/2 vs CHI (10 SO) . . . Made just 2nd relief appearance of pro career, 7/11 vs BAL (day prior to All-Star break), 1.0 IP, 2 ER (last relief app, 6/10/98 at Charlotte, 4.2 IP in relief of rehabbing Ricky Bottalico) . . . Won first 5 decisions, becoming 1st Phillie to do so since Marty Bystrom (7-0) in 1980-81 . . . Lost a team-high 8 straight following 5-0 start; longest losing streak since Tyler Green finished 1998 with an 8-game streak . . . Picked up 1st ML extra-base hit (double), 8/21 vs LA . . . Won 9/17 at NYM to break losing streak, striking out career-high 11 . . . Held ML lefties to a .209 (18-86) average.

CAREER: Three-year pro . . . **1994:** Selected by LA in 25th round of June draft, but opted for college . . . **1997:** Selected by Phillies in 2nd round of June draft . . . Made pro debut at Batavia (A) after signing on 7/11 . . . Struck out 10 in 3rd pro start . . . Phillies Minor League Pitcher of the Month for August, 4-0, 1.75 ERA . . . Struck out organization-high 14, 8/23 vs Jamestown . . . Led Phillies short-season starters in ERA (1.58) . . . Was 0-0, 0.00 in 2 playoff starts, 16 strikeouts, 11 innings . . . Played in Florida Instructional League . . . **1998:** Began season at Reading (AA) . . . Struck out season-high 13 in 8 innings, 4/18 at Norwich, in 3-1 win . . . Phillies Minor League Pitcher of the Month for April, 2-0, 1.44 ERA, 25.0 IP, 33 SO . . . Promoted to Scranton (AAA), 4/29 . . . Was leading Eastern League in strikeouts (33) at time of promotion . . . Lost 1st pro game, 5/20 vs Louisville, after going 8-0 dating back to 1997 . . . Won 4 in a row at Scranton, 7/14-8/4 . . . Ended season with 3-hitter, 9 strikeouts, 9/4 vs Pawtucket . . . LH batters hit .213 . . . Pitched for Sun Cities of Arizona Fall League; finished 5th in AFL with 2.83 ERA in 9 starts.

PERSONAL: Randall C. (Randy) Wolf . . . Single . . . 1994 graduate of El Camino Real High School (CA) . . . Threw a no-hitter and perfect game in consecutive starts as a junior; 12-3 as a senior with .443 average, 6 HR, 28 RBI; 2-year totals: 23-4, 1.13 ERA, 191.0 IP, 265 SO . . . Attended Pepperdine University . . . All-West Coast Conference 1st team as a freshman (9-1, 2.16 ERA), sophomore (7-2, 2.02) and junior (9-4, 1.79) . . . Pitched for Team USA in 1995 (4-0, 1.90 ERA, 24.0 IP, 30 SO) and 1996 (2-0, 4.50 ERA, 14.0 IP, 13 SO) . . . No-hit Gonzaga, 2-0, on 3/15/96 and twice struck out 13 in a game . . . In 1997, his .228 opponents average was 2nd-lowest in NCAA . . . WCC's Pitcher of the Year in 1997, leading WCC in ERA (1.79) and strikeouts (128) . . . 3-year college totals: 27-8, 1.97 ERA, 315 IP, 88 BB, 328 SO; as a hitter: .262, 3 HR, 31 RBI . . . Named 2nd-Team All-American by *Baseball America* . . . Played Little League, Pony League and American Legion baseball . . . Cousin Sid Akins played minor league baseball . . . Brother Jim is a minor league umpire.

RANDY WOLF'S CAREER RECORD

YEAR	CLUB	W-L	ERA	G	GS	CG	SHO	SV	IP	H	R	ER	HR	HB	BB	SO	WP	BK
1997	Batavia	4-0	1.58	7	7	0	0	0	40.0	29	8	7	1	2	8	53	0	0
1998	Reading	2-0	1.44	4	4	0	0	0	25.0	15	4	4	0	1	4	33	0	0
	Scranton	9-7	4.62	24	23	1	0	0	148.0	167	88	76	16	4	48	118	6	1
1999	Scranton	4-5	3.61	12	12	0	0	0	77.1	73	36	31	8	1	29	72	4	0
	PHILLIES	6-9	5.55	22	21	0	0	0	121.2	126	78	75	20	5	67	116	4	0
ML	TOTALS	6-9	5.55	22	21	0	0	0	121.2	126	78	75	20	5	67	116	4	0

WOLF'S CAREER TRANSACTIONS

- Selected by Los Angeles Dodgers in 25th round of June, 1994 draft, but did not sign.
- Selected by Philadelphia in 2nd round of June, 1997 draft.

MAJOR LEAGUE HITTING TOTALS

YEAR	AVG	AB	R	H	2B	3B	HR	RBI	SH	SF	HP	BB	SO	SB	CS	E
1999/Career	.233	30	2	7	1	0	0	0	7	0	0	2	8	0	0	2

WOLF'S CAREER PITCHING BREAKDOWN

1999/Career

	W-L-S	ERA	G	IP	ER		W-L-S	ERA	G	IP	ER
Arizona	0-1-0	4.05	2	13.1	6	Montreal	0-0-0	11.25	1	4.0	5
Atlanta	0-1-0	18.90	1	3.1	7	New York	1-0-0	3.00	1	6.0	2
Chicago	1-1-0	7.07	3	14.0	11	Pittsburgh	1-0-0	2.57	1	7.0	2
Florida	0-1-0	10.80	1	5.0	6	St. Louis	0-2-0	5.25	2	12.0	7
Houston	0-1-0	9.00	1	6.0	6	San Diego	1-0-0	1.13	1	8.0	1
Los Angeles	0-0-0	2.57	1	7.0	2	San Francisco	0-1-0	9.64	1	4.2	5
Milwaukee	0-1-0	5.19	3	17.1	10						
Baltimore	0-0-0	18.00	1	1.0	2	Toronto	1-0-0	1.59	1	5.2	1
Boston	1-0-0	2.45	1	7.1	2						
June	3-0-0	3.80	4	23.2	10	August	0-4-0	6.03	6	34.1	23
July	2-2-0	4.96	6	32.2	18	Sept/Oct	1-3-0	6.97	6	31.0	24
Home	3-4-0	4.98	12	65.0	36	Pre-ASG	4-0-0	3.49	7	38.2	15
Road	3-5-0	6.19	10	56.2	39	Post-ASG	2-9-0	6.51	15	83.0	60
Day	1-2-0	10.13	6	24.0	27	Starter	6-9-0	5.44	21	120.2	73
Night	5-7-0	4.42	16	97.2	48	Reliever	0-0-0	18.00	1	1.0	2
Grass	3-5-0	6.19	10	56.2	39						
Turf	3-4-0	4.98	12	65.0	36						

WOLF'S CAREER STATS BY BALLPARK

	W-L-S	ERA	G	IP	ER		W-L-S	ERA	G	IP	ER
Bank One	0-1-0	6.00	1	6.0	4	Shea	1-0-0	3.00	1	6.0	2
Turner	0-1-0	18.90	1	3.1	7	Veterans	3-4-0	4.98	12	65.0	36
Wrigley	0-0-0	18.00	1	3.0	6	Busch	0-1-0	5.14	1	7.0	4
County	0-1-0	6.35	2	11.1	8	Qualcomm	1-0-0	1.13	1	8.0	1
						3Com	0-1-0	9.64	1	4.2	5
Fenway	1-0-0	2.45	1	7.1	2						

WOLF'S CAREER FIELDING

POS	PCT	G	PO	A	E	TC	DP
Pitcher	.889	22	3	13	2	18	2

WOLF'S GAME HIGHS

STRIKEOUTS: 11, 9/17/99 at NYM ... **WALKS:** 6, 9/28/99 vs CHI ... **LONGEST OUTING:** starter - 8.0 inn, 6/16/99 at SD; 7/2/99 vs CHI
 , reliever - 1.0 inn, 7/11/99 vs BAL ... **WINNING STREAK:** 5 games, 6/11-7/17/99 ... **LOSING STREAK:** 8 games, 7/22-9/11/99.



NON-ROSTER PLAYERS



#70 KIRK BULLINGER RHP

B-T: R-R

HT: 6-2; WT: 170

AGE: 30, turns 31 on October 28

BORN: October 28, 1969, New Orleans, LA

RESIDES: Gretna, LA

ML SERVICE: 42 days

HOW OBTAINED: Signed by Phillies as a minor league free agent, 11/2/99.

1999 SEASON: Began season at Trenton (AA) ... Had 7 saves, 0.73 ERA (1 ER in 12.1 IP) in 12 games when promoted to Pawtucket (AAA), 5/8 ... Made just one appearance, 5/8 at Durham (2.1 IP, 4 H, 1 ER, 4 SO) ... Returned to Trenton, 5/11 ... Made 5 more appearances before returning to Pawtucket, 5/20 ... Finished 1-1, 0.53 ERA with 10 saves for playoff-bound Trenton ... Made 10 appearances for Pawtucket, 6 saves, 2.79 ERA (3 ER in 9.2 IP) when contract was purchased by Red Sox, 6/12 ... Pitched in 4 ML games, all in relief, the last on 6/22 at BAL ... Optioned back to triple-A, 6/23 ... On DL, 8/6-18 with sprain of right thumb ... Finished season at Pawtucket with a team-leading 15 saves and 30 finished games in 35 appearances ... Became a free agent, 10/4 ... Signed with Phillies, 11/2.

CAREER: Eight-year pro ... **1992:** Selected by STL in 32nd round of June draft ... Began pro career at Hamilton (A) ... **1993:** Spent entire season at Springfield (A) ... Reached career highs in saves (33) and strikeouts (72) ... **1994:** Played entire season at St. Petersburg (A) ... Had a 1.17 ERA in 39 games ... **1995:** Traded to MTL with 2 others for Ken Hill, 4/5 ... Spent entire season at Harrisburg (AA) ... **1996:** Split season between Harrisburg and Ottawa (AAA) ... Combined to go 5-5, 2.36 ERA in 57 games ... **1997:** Split time between 3 stops: West Palm Beach (2 games), Harrisburg (21 games) and Ottawa (22 games) ... Combined to go 8-4, 2.02 ERA in 45 games ... **1998:** Began season on DL, 4/9-7/3 ... Rehabbed with Gulf Coast League Expos (2 games) ... Joined Jupiter (A), 7/4 ... Promoted to Ottawa, 7/30 ... Earned 1st ML win in ML debut, 8/30 at SD (1.0 IP, 1 SO).

PERSONAL: Kirk Matthew Bullinger ... Married Melissa Rae Fox ... 1987 graduate of Archbishop Rummel High School (LA) ... 1992 graduate of Southeastern Louisiana University ... 1992 TAAC Conference Tournament MVP ... Brother Jim also plays in major leagues.

KIRK BULLINGER'S CAREER RECORD

YEAR	CLUB	W-L	ERA	G	GS	CG	SHO	SV	IP	H	R	ER	HR	HB	BB	SO	WP	BK
1992	Hamilton	2-2	1.11	35	0	0	0	2	48.2	24	7	6	0	2	15	61	3	1
1993	Springfield	1-3	2.28	50	0	0	0	33	51.1	26	19	13	5	2	21	72	6	0
1994	St. Petersburg	2-0	1.17	39	0	0	0	6	53.2	37	16	7	0	1	20	50	4	3
1995	Harrisburg	5-3	2.42	56	0	0	0	7	67.0	61	22	18	4	0	25	42	2	2
1996	Ottawa	2-1	3.52	10	0	0	0	0	15.1	10	6	6	3	0	9	9	1	0
	Harrisburg	3-4	1.97	47	0	0	0	22	45.2	46	16	10	5	1	18	29	3	0
1997	West Palm Beach	2-0	0.00	2	0	0	0	0	3.2	3	0	0	0	0	0	7	1	0
	Harrisburg	3-0	2.67	21	0	0	0	6	27.0	22	9	8	4	1	6	21	0	0
	Ottawa	3-4	1.71	22	0	0	0	5	31.2	17	7	6	0	0	10	15	1	0
1998	MONTREAL	1-0	9.00	8	0	0	0	0	7.0	14	8	7	1	0	0	2	0	1
	Expos, GCL - a	0-0	0.00	2	2	0	0	0	4.0	2	0	0	0	0	0	7	0	0
	Jupiter	0-0	5.40	8	0	0	0	0	10.0	9	7	6	1	0	2	12	2	0
	Ottawa	0-0	1.06	13	0	0	0	3	17.0	16	2	2	0	0	6	7	0	0
1999	Trenton	1-1	0.53	17	0	0	0	10	17.0	6	2	1	1	0	5	16	1	0
	Pawtucket	0-2	2.39	35	0	0	0	15	37.2	37	14	10	3	2	13	27	0	0
	BOSTON	0-0	4.50	4	0	0	0	0	2.0	2	1	1	0	0	2	0	0	0
AL	TOTALS	0-0	4.50	4	0	0	0	0	2.0	2	1	1	0	0	2	0	0	0
NL	TOTALS	1-0	9.00	8	0	0	0	0	7.0	14	8	7	1	0	0	2	0	1
ML	TOTALS	1-0	8.00	12	0	0	0	0	9.0	16	9	8	1	0	2	2	0	1

a - Rehabilitation Assignment

BULLINGER'S CAREER TRANSACTIONS

- Selected by St. Louis Cardinals in 32nd round of June, 1992 draft.
- Traded to Montreal Expos with DaRond Stovall (of) and Bryan Eversgerd (p), April 5, 1995, for Ken Hill (p).
- Signed by Boston Red Sox as a minor league free agent, December 14, 1998.
- Signed by Philadelphia as a minor league free agent, November 2, 1999.

MAJOR LEAGUE HITTING TOTALS

	AVG	AB	R	H	2B	3B	HR	RBI	SH	SF	HP	BB	SO	SB	CS	E
Career	.000	1	0	0	0	0	0	0	0	0	0	0	0	0	0	0

BULLINGER'S GAME HIGHS

STRIKEOUTS: 1 ... LONGEST OUTING: 2.1 inn, 9/2/98 at SF.



#79 ANDY DOMINIQUE C

B-T: R-R

HT: 6-0; WT: 224

AGE: 24, turns 25 on October 30

BORN: October 30, 1975, Tarzana, CA

RESIDES: Granada Hills, CA

HOW OBTAINED: Phillies 26th pick in June, 1997 draft.

1999 SEASON: Played entire season at Clearwater (A) ... Played first base and caught ... Walked 4 times and stole 2 bases, 4/19 vs Daytona ... Had 11-game hit streak, 5/28-6/8, .452 ... Collected 10 RBI in 4-game series vs Charlotte ... Had 3 RBI or more in a game 9 times ... Had 27 multi-hit games ... Hit .300 (3-10) with 2 runs, 2 HR, 4 RBI in 3 playoff games vs Dunedin ... Played in Florida Instructional League.

CAREER: Three-year pro ... **1997:** Phillies 26th pick in June draft ... Made pro debut at Batavia (A) ... Finished tied for 1st in New York-Penn League in home runs (14), 3rd in total bases (136) and HR per AB ratio (1/19.79) ... Hit 1st career grand slam, 8/3 vs Jamestown ... NYPL All-Star ... Played in Florida Instructional League ... **1998:** Played entire season at Piedmont (A) ... Finished 2nd in South Atlantic League in RBI (102) and extra-base hits (62), tied for 2nd in doubles (38) and total bases (382) ... 102 RBI set a club record, 51 came in last 2 months ... 38 doubles tied with Dave Doster for most in Phillies minors ... Played 1st base (.287), 3rd base (.291) and DH (.265) ... Hit 2 HR, 5/23 vs Savannah ... Played in Florida Instructional League, where he worked on catching.

PERSONAL: Andrew John (Bubba) Dominique ... Single ... 1993 graduate of Alemany High School (Mission Hills, CA) ... Attended the University of Nevada - Reno, where he hit .335 with 62 HR, 239 RBI in 4 years as a catcher, 3rd baseman and DH ... Big West Conference record holder for HR, total bases (513) and RBI (latter 2 records were held by Mark Kotsay) ... Hit .357 as a senior, with school records in HR (30) and RBI (96) ... Named WWC Player of the Year and, by *Baseball America*, 2nd-team All-American at 3rd base in his senior year ... Played Little League and Mickey Mantle baseball ... Hobby: Wave running.

ANDY DOMINIQUE'S CAREER RECORD

YEAR	CLUB	AVG	G	AB	R	H	2B	3B	HR	RBI	SH	SF	HP	BB	SO	SB	CS	E
1997	Batavia	.278	72	277	52	77	17	0	#14	48	0	5	10	26	60	4	1	6
1998	Piedmont	.282	133	514	82	145	38	0	24	102	0	4	12	61	97	0	2	17
1999	Clearwater	.255	130	487	77	124	29	5	14	92	3	8	10	69	84	3	3	10

Tied for League Lead

DOMINIQUE'S CAREER TRANSACTIONS

—Selected by Philadelphia in 26th round of June, 1997 draft.



#15 DAVE DOSTER INF

B-T: R-R

HT: 5-10; WT: 182

AGE: 29, turns 30 on October 8

BORN: October 8, 1970, Ft. Wayne, IN

RESIDES: New Haven, IN

ML SERVICE: 1 year, 76 days

HOW OBTAINED: Phillies 27th round pick in June, 1993 draft.

1999 SEASON: 1st full season in majors ... Appeared in 88 games, 77 at 2B, 6 at 3B and 5 at SS; made 58 app as a defensive replacement at 2B ... Made 10 starts, 7 at 2B and 3 at SS ... Had a .993 fielding % at 2nd base, committing just 1 error in 142 total chances ... Hit go-ahead, 2-run HR in Phils' 8-4 win, 5/12 at STL (Philis rallied from 4-0 deficit) ... Hit homers in back-to-back games, 5/12 at STL and 5/14 vs NYM ... HR on 5/14 was 1st career pinch-HR ... Hit 1 HR, 3 RBI in the pinch, .235 (4-17) ... Hit .364 (8-22) through 6/11 (34 games) ... Made 1st ML career start/app at shortstop, 6/23 vs PIT ... Had career-high 3 RBI, 7/2 vs CHI.

CAREER: Seven-year pro ... **1993:** Selected by Phillies in 27th round of June draft ... Began season at Spartanburg, where he hit .274 in 60 games with 15 doubles ... Promoted to Clearwater, where he hit .357 in 9 games ... **1994:** Clearwater MVP ... Selected to both the in-season and post-season Florida State League All-Star teams ... Set club record and led FSL with 42 doubles ... Tied for FSL lead in extra-base hits (59); 5th in total bases (224) and slugging % (.467) ... Led FSL 2nd basemen in total chances (743), putouts (278), assists (445) and double plays (115) ... Led club in RBI (74) and tied for lead in HR (13) ... Phillies Minor League Player of the Month for May, .352, 22 RBI with a 16-game hit streak ... Named best defensive 2nd baseman in FSL by *Baseball America* ... **1995:** Played 1st season at Reading

(continued on the next page)

(Doster continued)

(AA) ... Co-winner of Paul Owens Award for best player in Phillies minor league system ... Phillies Minor League Player of the Month for April ... Led Eastern League in at bats (551), total bases (254) and extra-base hits (63) ... Reached career highs in HR (21), RBI (79) and set franchise record with 39 doubles ... 63 extra-base hits led all of double-A baseball, 254 total bases were 2nd and doubles were tied for 2nd ... Led Reading to Eastern League championship, hitting .361 in 8 games (6 HR, 14 RBI), .994 slugging % ... Played for Tempe Rattlers in Arizona Fall League, where he finished 10th in league with a .302 average ... 1996: Began season with Scranton (AAA) ... Promoted to Phillies, 6/15 ... Made ML debut as a defensive replacement at 2nd base for injured Kevin Jordan, 6/16 at COL ... In same game, collected RBI-single in 1st ML at bat (Kevin Ritz) ... 1st ML HR was 10th-inning, game-winner in 4-3 win, 6/21 vs COL ... Had career-best 5-game hit streak (.500, 8-16), 7/23-8/5 ... Appeared in 29 games (19 starts, all at 2B), before being optioned back to Scranton, 8/8 ... Finished season at Scranton with .413 (19-46) streak ... Recalled again, 9/8 after Scott Roien was lost for the season ... Made 1st ML app at third base, 9/12 at HOU, as a defensive replacement ... Appeared in 10 games after recall with 2 starts at 2nd base ... Hit .424 (14-33) in his last 15 games ... 1997: Spent entire season at Scranton ... Voted Red Barons Player of the Year ... 79 RBI led club and were 3rd-highest in team history ... Career-high .315 avg tied for club lead and was 5th in International League ... Led club in extra-base hits (50), was tied for 2nd in HR (16) and tied for 3rd in doubles (32) ... Had 11-game hit streak, 4/20-5/2 (.372, 16-43) ... On DL, 6/3-7/5, with torn cartilage in left knee; underwent arthroscopic surgery ... Had 5 straight multi-RBI games, 7/12-16 (11 RBI) ... Earned Phillies Minor League Player of the Month and Topps International League Player of the Month for August, .410, 5 HR, 29 RBI ... Scored club-record 5 runs, 8/2 at Pawtucket ... Had 5 straight multi-hit games, 8/21-25, .714 (15-21), 3 HR, 8 RBI ... Had 2 HR, 5 RBI, 8/25 at Charlotte ... 1998: Spent entire season at Scranton (AAA) ... Set club records in doubles (38) and at bats (579) ... Reached career highs in AB, H (160), RBI (84), G (141) and SB (23) ... Led International League in games, was 2nd in doubles and 3rd in hits ... Was 4-for-6 with a HR and 5 RBI, 5/31 at Toledo ... Had 2nd 4-hit game, 8/4 at Pawtucket ... Finished season strong, hitting safely in his final 24 games, .376 (38-101) with 4 HR and 23 RBI; 24-game streak was tied for 6th-best in the minors and was 2nd-best in club history to Ricky Otero's 25-game streak in '97 ... Had at least 1 RBI in each of final 9 games of the season, falling 1 shy of the club record of 10.

PERSONAL: David Eric Doster ... Married Kimberly Doudt (12/17/94); one son, Owen (7/26/97) ... 1989 graduate of New Haven High School (IN), where he played baseball, basketball and football ... Attended Indiana State University, where he played baseball ... Played Little League, Connie Mack and Stan Musial League baseball ... Hobbies: Golf, fishing, weightlifting.

DAVE DOSTER'S CAREER RECORD

YEAR	CLUB	AVG	G	AB	R	H	2B	3B	HR	RBI	SH	SF	HP	BB	SO	SB	CS	E
1993	Spartanburg	.274	60	223	34	61	15	0	3	20	6	1	3	25	36	1	0	13
	Clearwater	.357	9	28	4	10	3	1	0	2	0	0	0	2	2	0	0	2
1994	Clearwater	.281	131	480	76	135	*42	4	13	74	3	8	11	54	71	12	7	20
1995	Reading	.265	139	*551	84	146	39	3	21	79	8	4	7	51	61	11	7	12
1996	Scranton	.258	88	322	37	83	20	0	7	48	3	5	2	26	54	7	3	6
	PHILLIES	.267	39	105	14	28	8	0	1	8	1	0	0	7	21	0	0	3
1997	Scranton	.315	108	410	70	129	32	2	16	79	2	3	8	30	60	5	5	14
1998	Scranton	.276	*141	579	79	160	38	4	16	84	1	10	4	51	80	23	6	20
1999	PHILLIES	.196	99	97	9	19	2	0	3	10	2	1	0	12	23	1	0	1
ML	TOTALS	.233	138	202	23	47	10	0	4	18	3	1	0	19	44	1	0	4

* League Leader

DOSTER'S CAREER TRANSACTIONS

—Selected by Philadelphia in 27th round of June, 1993 draft.

DOSTER'S CAREER FIELDING

	PCT	G	PO	A	E	TC	DP
2nd Base	.984	101	121	128	4	253	33
3rd Base	1.000	7	3	8	0	11	1
Shortstop	1.000	5	6	9	0	15	3

DOSTER'S GAME HIGHS

HITS: 2, 10 times, last: 5/12/99 at STL ... RUNS: 2, 4 times, last: 5/12/99 at STL ... DOUBLES: 2, 8/3/96 vs PIT ... RBI: 3, 7/2/99 vs CHI ... HITTING STREAK: 5 games, 1996 ... PINCH-HR: 5/14/99 vs NYM.



#76 JOHNNY ESTRADA

B-T: S-R

HT: 5-11; WT: 209

AGE: 23, turns 24 on June 27

BORN: June 27, 1976, Hayward, CA

RESIDES: Fresno, CA

HOW OBTAINED: Phillies 17th round pick in June, 1997 draft.

1999 SEASON: Spent entire season at Clearwater (A) ... Committed just 5 errors in 75 games at catcher ... Had 7 games with 3 or more hits ... Had 5 RBI, 8/20 vs Kissimmee (4-4, 2B, HR) ... Threw out 37% of base stealers ... Hit career-high 9 HR ... Hit .222 (2-9) with a run in 3 playoff games vs Dunedin.

CAREER: Three-year pro ... **1997:** Led New York-Penn League catchers in fielding % (1.000), total chances (434) and putouts (391) ... Threw out 42.6% of base stealers ... Had lowest SO/AB ratio in NYPL (1/16.00) ... NYPL All-Star ... Hit .409 in playoffs ... Played in Florida Instructional League ... **1998:** Began season at Piedmont (A) ... Had 2-HR game, 6/22 at Charleston, SC ... South Atlantic League All-Star (in-season) ... Threw out 51% of base stealers ... Promoted to Clearwater (A), 7/18 ... Threw out 43.8% of base stealers ... Played in FIL.

PERSONAL: Johnny Estrada III ... Single ... 1994 graduate of Roosevelt High School (Fresno, CA) ... Attended Fresno City College ... 1997 graduate of College of Sequoias with a degree in Recreation ... Played Little League, Babe Ruth and American Legion baseball ... Hobby: Spending time with pets.

JOHNNY ESTRADA'S CAREER RECORD

YEAR	CLUB	AVG	G	AB	R	H	2B	3B	HR	RBI	SH	SF	HP	BB	SO	SB	CS	E
1997	Batavia	.314	58	223	28	70	17	2	6	43	2	5	1	9	15	0	0	0
1998	Piedmont	.310	77	303	33	94	14	2	7	44	0	3	5	6	19	0	1	6
	Clearwater	.222	37	117	8	26	8	0	0	13	2	2	0	5	7	0	0	5
1999	Clearwater	.277	98	346	35	96	15	0	9	52	6	8	2	14	26	1	0	5

ESTRADA'S CAREER TRANSACTIONS

—Selected by Houston Astros in 71st round of June, 1994 draft, but did not sign.

—Selected by Philadelphia in 17th round of June, 1997 draft.



#74 P.J. FORBES INF

B-T: R-R

HT: 5-10; WT: 160

AGE: 32, turns 33 on September 22

BORN: September 22, 1967, Pittsburg, KS

RESIDES: Pittsburg, KS

ML SERVICE: 32 days

HOW OBTAINED: Signed by Phillies as a minor league free agent, 11/2/99.

1999 SEASON: Signed by TEX as a minor league free agent, 1/3, and assigned to Oklahoma (AAA) ... Appeared in 22 games before being released, 5/17 ... Signed by BAL as a minor league free agent and assigned to Rochester (AAA) ... Spent remainder of season with Red Wings, appearing in 88 games ... Appeared at 2nd base, 3rd base, SS, OF and DH ... Was 5-for-5 in SB attempts ... Had 4, 3-hit games ... Had season-high 8-game hit streak, 7/23-8/1, .367 (11-30) ... Signed by Phillies as a minor league free agent, 11/2.

CAREER: 10-year pro ... **1990:** Selected by CAL in 21st round of June draft ... Began pro career at Boise (A) ... Led Northwest League in sacrifices (8) ... **1991:** Stole a career-high 18 bases in 94 games at Palm Springs ... **1992:** Promoted to Quad City (A) ... Hit .282 in 105 games ... Led Midwest League with 24 sacrifices ... **1993:** Hit a career-high .319 in 126 games at Midland (AA) ... Texas League All-Star ... Led league in runs (90) and was 2nd in batting ... Reached career highs in HR (15) and RBI (64)970 fielding % was tops among league's 2nd basemen ... Promoted to Vancouver (AAA), where he hit .250 in 5 games ... **1994:** Non-roster invitee to Angels spring training camp ... Spent April rehabbing from back injury before reporting to Vancouver ... Hit .286 in 90 games984 fielding % would have led league 2nd basemen if he had enough games to qualify ... **1995:** Led Pacific Coast League 2nd basemen with a .986 fielding % ... Made just 6 errors in 443 total chances ... Hit .274 in 109 games ... **1996:** Led PCL 2nd basemen in fielding for 2nd straight season with a .986 clip (509 TC, 7 E) ... Hit .477 (21-44) during 12-game hit streak, 5/14-26 ... **1997:** Signed by BAL as a minor league free agent, 1/14, assigned to Rochester (AAA) ... Member of Governor's Cup champion Red Wings ... Made diving catch in 9th inning of deciding 5th game vs Columbus to seal title ... Had 2 post-season HR ... Had 15 SB in 19 attempts ... HR (8) and RBI (54) were 2nd-highest of his pro career ... Best month was June, .330 (30-91) ... Started 58 games at 2B, 57 at 3B, 6 at SS and 1 in OF ... **1998:** Spent majority of season with Rochester ... Contract purchased by BAL, 7/21 ... Made ML debut, 7/21 vs OAK, as a defensive replacement at 2B ... Had 1st ML AB in 1st start (2B), 7/26 vs SEA (0-3) ... Collected 1st ML RBI, 7/29 at DET ... Collected 1st ML hit (single), 7/31 at KC ... Optioned to Rochester, 8/4 ... Ended up hitting .293 in 116 games for Red Wings with career-high 37 doubles ... Recalled by BAL, 9/7 ... Appeared in 3 games for BAL in September.

PERSONAL: Patrick J. Forbes ... 1985 graduate of Colgan High School (KS) ... Graduate of Wichita State University with a degree in Marketing ... Member of 1989 NCAA Championship Shockers baseball team.

FORBES' CAREER TRANSACTIONS

—Selected by California Angels in 21st round of June, 1990 draft.

—Signed by Baltimore Orioles as a minor league free agent, January 14, 1997.

—Signed by Texas Rangers as a minor league free agent, January 3, 1999.

—Signed by Philadelphia as a minor league free agent, November 2, 1999.

(continued on the next page)

P.J. FORBES' CAREER RECORD

YEAR	CLUB	AVG	G	AB	R	H	2B	3B	HR	RBI	SH	SF	HP	BB	SO	SB	CS	E
1990	Boise	.247	43	170	29	42	9	1	0	19	*8	1	0	23	21	11	4	8
1991	Palm Spring	.266	94	349	45	93	14	2	2	26	12	0	4	36	44	18	8	17
1992	Quad City	.282	105	376	53	106	16	5	2	46	*24	5	2	44	51	15	6	12
1993	Midland	.319	126	498	*90	159	23	2	15	64	14	2	4	26	50	6	8	19
	Vancouver	.250	5	16	1	4	2	0	0	3	1	0	0	0	3	0	0	0
1994	Vancouver	.286	90	318	39	91	21	2	1	40	7	5	2	22	42	4	2	11
	Mesa	.000	2	6	1	0	0	0	0	0	0	0	0	0	1	0	0	0
1995	Vancouver	.274	109	369	47	101	22	3	1	52	7	10	2	21	46	4	6	6
1996	Vancouver	.274	117	409	58	112	24	2	0	46	10	4	5	42	44	4	3	9
1997	Rochester	.272	116	434	67	118	22	2	8	54	8	3	6	35	42	15	4	12
1998	Rochester	.293	116	460	74	135	37	3	6	52	8	3	5	36	54	10	2	7
	BALTIMORE	.100	9	10	0	1	0	0	0	2	0	0	0	0	0	0	0	0
1999	Oklahoma	.104	22	67	4	7	1	0	0	2	2	0	1	5	12	0	0	2
	Rochester	.264	88	349	49	92	16	1	0	19	11	2	3	26	40	5	0	7
ML	TOTALS	.100	9	10	0	1	0	0	0	2	0	0	0	0	0	0	0	0

*League Leader

FORBES' CAREER FIELDING

POS	PCT	G	PO	A	E	TC	DP
2nd Base	1.000	7	6	9	0	15	2
3rd Base	.000	1	0	0	0	0	0
Shortstop	.000	1	0	0	0	0	0

**#50 JOE GRAHE RHP**

B-T: R-R

HT: 6-0; WT: 208

AGE: 32, turns 33 on August 14

BORN: August 14, 1967, West Palm Beach, FL

RESIDES: Palm Beach Gardens, FL

ML SERVICE: 4 years, 170 days

HOW OBTAINED: Re-signed by Phillies as a minor league free agent, 11/1/99.

1999 SEASON: Signed by Phillies as a free agent, 1/25 ... Began season at Reading (AA) ... Earned 1st save in 1st game, 4/11 vs Altoona - singled in same game, 1st hit since 1995 with COL ... Allowed just 1 earned run in 10 innings (7 games) with 4 saves in 4 opportunities, before being promoted to Scranton (AAA), 4/29 ... Earned 10 saves in 19 appearances with Scranton (17.0 IP) ... 10 saves were tied with Darryl Scott for team lead ... Contract purchased by Phillies, 7/3 ... Threw 2.0 scoreless innings, 7/3 vs CHI, 1st ML appearance since 9/27/95 at LA (with COL) ... Had 5 scoreless appearances for the Phillies (4.0 innings) before being optioned back to Scranton, 7/21 ... Made 4 starts for the Red Barons, 3-0, 1.89 ERA (4 ER in 19.0 IP) ... Threw 6.0 innings of a combined shutout, 8/12 vs Pawtucket ... Recalled by Phillies for 2nd time, 8/23 ... Threw bullpen-high 3.1 innings, 8/23 vs SD ... Made his 1st start as a Phillie, 8/28 (2) at COL, lost 4-0, 7.0 IP, 3 ER; start was his 1st ML start since 9/21/95 at SF ... His 4 strikeouts, 9/13 at HOU, were one shy of career high ... Did not allow a run in any of his 8 relief appearances (9.1 IP) ... Earned only win of season, 9/24 vs NYM, 3-2, 8.0 IP, 2 R, 1 ER; 1st ML win since 7/6/95 vs MTL ... 8.0 innings marked longest outing since lone career CG, 9/6/91 vs MIL ... Last start was his worst, 10/1 vs MTL, 0.1 IP, 5 ER.

CAREER: 10-year pro ... **1986:** Selected by Brewers in 28th round of June draft, but did not sign ... **1988:** Selected by A's in 5th round of June draft, but did not sign ... **1990:** Selected by Angels in 2nd round of June draft ... Began pro career at Midland (AA) ... Shared club lead with 7 wins ... Promoted to Edmonton (AAA) after 18 starts ... Shortest outing was a 7.0-inning complete game, 8/17 ... Made 5 starts at triple-A prior to promotion to big leagues, 8/4 ... Started in his ML debut, 8/4 vs OAK (ND in 12-inning, 6-5 win) ... Optioned back to AAA, 8/9 ... Recalled, 8/19 ... Earned 1st ML win, 8/26 vs CWS, 4-1 (7.0 IP, 1 ER) ... Combined stats from 3 stops: 13-9, 4.36 ERA (202.1 IP) ... **1991:** Began season at Edmonton ... Had 8-game win streak, 5/1-7/18 ... Trappers won 10 straight of his starts, 5/1-7/30 ... Struck out a season-high 9 in 7-inning complete game, 5/30 vs Tacoma (4-0) ... Had 2 stints with the Angels, 6/4-7/8 and 8/5-10/2 ... Lost 6 straight decisions, 8/5-31 ... Allowed only 2 homers: 6/18 to Paul Molitor (1st inning) and 9/6 vs MIL to Jim Gantner (9th) ... Threw only career CG, 9/6 vs MIL, only run allowed in 4-hit, 2-1 win was Gantner's HR ... As a starter: 2-7, 5.37 ERA (32 ER, 53.2 IP) ... In relief: 1-0, 3.26 ERA (7 ER, 19.1 IP) ... **1992:** Began season in Angels rotation, replacing injured Chuck Finley ... Made 7 starts, 2-3, 5.90 ERA ... Optioned to Edmonton, 5/14 ... Made 3 starts prior to recall, 6/7 when closer Bryan Harvey went on the DL ... Assumed closer's role, picking up 1st ML save, 6/11 vs CWS ... Earned 20 saves in first 21 opportunities and 21 of 24 overall ... Went 3-3, 21 saves, 1.80 ERA as a reliever ... After recall: 0.74 ERA in 48.1 IP in 33 games ... Finished tied with Tom Henke for 4th place among AL pitchers in fewest hits allowed (min 55.0 IP) with 40 ... **1993:** Spent entire season as a reliever ... Saved 11 games in 13 opportunities, including all 7 at home ... On DL, 6/10-7/14 with tendinitis of right rotator cuff ... Made 4 rehab appearances at Vancouver, 7/2-14 ... Went 2-0, 5 saves, 2.38 ERA in 27 games after returning from DL ... Finished 9th among AL relievers in ERA (2.86) ... **1994:** First full season in the majors ... Earned 13 saves in 40 appearances ... Last save: 7/19 vs BOS (1.0 IP, 1 SO) ... Became a free agent following the season ... Signed by COL, 12/15, as a minor league free agent ... Had surgery on his right shoulder in November ... **1995:** Began the season on COL's DL, 4/6-5/11, recovering from the surgery ... Was 4-2, 4.01 ERA in 12 games (8 starts) before returning to DL, 7/18-9/1, with a sore right shoulder ... Made 5 appearances (1 start) to end the season, 0-1, 12.27 ERA ... Released, 10/10 ... **1996:** Signed by MTL as a free agent, 2/20 ... Had surgery to repair a torn labrum in his right

shoulder in spring ... Surgery was performed by Dr. Frank Cook in Palm Beach Gardens ... Spent entire season on DL recovering from the surgery ... **1997:** Went to spring training in the Twins camp ... Released on the final day of spring ... Signed with Bangor of the Independent Northeast League in July where he finished the season ... **1998:** Began season with Nashua Pride of the Independent Atlantic League ... Contract was purchased by NYY, assigned to Columbus, 7/18 ... Earned win in complete-game victory, 7/18 at Pawtucket ... 5 of his 12 appearances were starts ... Became a free agent, 10/16.

PERSONAL: Joseph Milton Grahe ... Married Michelle Gangemi (1/16/99) ... 1985 graduate of Palm Beach Gardens High School (FL) ... Attended Palm Beach Junior College and University of Miami ... In 1988 finished 4th in the NCAA in strikeouts (154) ... In 1989 finished tied for NCAA lead in innings (173.0), 3rd in strikeouts (195), tied for 6th in wins (15) and 10th in complete games (10) ... Played Pony League and American Legion ... Was member of Jensen Beach, FL Post-126 National Champions and Player of the Year in 1986 ... Hobbies: Offshore sport fishing and wine collecting.

JOE GRAHE'S CAREER RECORD

YEAR	CLUB	W-L	ERA	G	GS	CG	SHO	SV	IP	H	R	ER	HR	HB	BB	SO	WP	BK
1990	Midland	7-5	5.29	18	18	1	0	0	119.0	145	75	70	10	4	34	58	11	1
	Edmonton	3-0	1.35	5	5	2	0	0	40.0	35	10	6	4	0	11	21	0	0
	CALIFORNIA	3-4	4.98	8	8	0	0	0	43.1	51	30	24	3	3	23	25	1	0
1991	Edmonton	9-3	4.01	14	14	3	1	0	94.1	121	55	42	3	3	30	55	6	0
	CALIFORNIA	3-7	4.81	18	10	1	0	0	73.0	84	43	39	2	3	33	40	2	0
1992	CALIFORNIA	5-6	3.52	46	7	0	0	21	94.2	85	37	37	5	6	39	39	3	0
	Edmonton	1-0	3.20	3	3	0	0	0	19.2	18	7	7	0	0	5	12	1	0
1993	CALIFORNIA	4-1	2.86	45	0	0	0	11	56.2	50	22	18	5	2	25	31	3	0
	Vancouver - a	1-1	4.50	4	2	0	0	0	6.0	4	3	3	1	0	2	5	1	0
1994	CALIFORNIA	2-5	6.65	40	0	0	0	13	43.1	68	33	32	5	6	18	26	4	1
1995	Colorado Springs	1-1	3.27	2	2	1	0	0	11.0	7	4	4	1	0	3	4	0	0
	COLORADO	4-3	5.08	17	9	0	0	0	56.2	69	42	32	6	3	27	27	3	2
1996	Injured - Did Not Play																	
1997	Bangor	3-2	2.54	7	5	1	1	2	28.1	25	13	8	4	2	8	19	1	0
1998	Nashua	4-3	2.44	10	10	3	0	0	66.1	49	23	18	5	2	21	43	1	0
	Columbus	4-2	4.53	12	5	1	0	0	43.2	42	23	22	4	3	11	22	4	1
1999	Reading	0-0	0.90	7	0	0	0	4	10.0	7	3	1	0	0	2	12	0	0
	Scranton	3-1	3.00	23	4	0	0	10	36.0	38	15	12	3	1	15	25	3	0
	PHILLIES	1-4	3.86	13	5	0	0	0	32.2	40	16	14	1	3	17	16	2	1
AL	TOTALS	17-23	4.34	157	25	1	0	45	311.0	338	165	150	20	20	138	161	13	1
NL	TOTALS	5-7	4.63	30	14	0	0	0	89.1	109	58	46	7	6	44	43	5	3
ML	TOTALS	22-30	4.41	187	39	1	0	45	400.1	447	223	196	27	26	182	204	18	4

a - Rehabilitation Assignment

GRAHE'S CAREER TRANSACTIONS

- Selected by Milwaukee Brewers in 28th round of June, 1986 draft, but did not sign.
- Selected by Oakland A's in 5th round of June, 1988 draft, but did not sign.
- Selected by California Angels in 2nd round of June, 1990 draft.
- On disabled list with tendinitis in his right rotator cuff, June 10-July 14, 1993; included rehabilitation assignment to Vancouver, July 2-14.
- Signed by Colorado Rockies as a minor league free agent, December 15, 1994.
- On disabled list following surgery on his right shoulder, April 6-May 11, 1995.
- On disabled list with a sore right shoulder, July 18-September 1, 1995.
- Signed by Montreal Expos as a minor league free agent, February 20, 1996.
- On disabled list following surgery to repair a torn labrum in his right shoulder, April 4, 1996 through remainder of season.
- Signed by Minnesota Twins as a free agent, winter 1997; released April, 1997.
- Signed by Bangor of the Independent Northeast League, July, 1997.
- Signed by Nashua of the Independent Atlantic League for 1998.
- Contract purchased by New York Yankees, July 18, 1998.
- Signed by Phillies as a minor league free agent, January 25, 1999.
- Re-signed by Philadelphia as a free agent, November 1, 1999.

MAJOR LEAGUE HITTING TOTALS

	AVG	AB	R	H	2B	3B	HR	RBI	SH	SF	HP	BB	SO	SB	CS	E
1999	.143	7	1	1	0	0	0	0	0	0	0	1	3	0	0	0
Career	.316	19	2	6	1	0	0	2	6	0	0	1	6	0	0	5

GRAHE'S GAME HIGHS

LOW-HIT CG: 4, 9/6/91 vs MIL ... STRIKEOUTS: 5, 9/19/90 vs SEA; 5/5/92 at DET ... LONGEST OUTING: starter - 9.0 inn, 9/6/91 vs MIL ... reliever - 5.1 inn, 6/12/91 vs MIL ... WINNING STREAK: 4 games, 4/17-8/19/93 ... LOSING STREAK: 6 games, 8/5-31/91 ... SCORELESS STREAK: 13.0 inn, 7/24-8/14/92.



#77 JALAL LEACH OF

B-T: L-L

HT: 6-2; WT: 200

AGE: 30, turns 31 on March 14

BORN: March 14, 1969, San Francisco, CA

RESIDES: Novato, CA

HOW OBTAINED: Signed by Phillies as a minor league free agent, 11/8/99.

1999 SEASON: Spent season at Fresno (AAA) ... Had productive season, hitting .294 with 19 2B, 15 HR and 75 RBI in 116 games ... Had a 9-game hit streak, 4/18-26, .314 (11-35) followed by an 8-game hit streak, 4/29-5/7, .345 (10-29) ... From 4/18-5/12, hit safely in 20 of 22 games, .321 (27-84) ... Went 4-for-5 with 2 HR, 5 RBI, 5/12 vs Calgary ... Collected 4 RBI, 5/22 at Tucson and 6/26 vs New Orleans ... Went 12-for-25 (.480), 3 HR, 11 RBI in 7-game span, 6/29-7/7 ... Best months were June (.351, 5 HR, 17 RBI) and July (.333, 4 HR, 14 RBI) ... Had 2 HR and a season-high 6 RBI, 8/27 vs Las Vegas ... For season, appeared in 90 games in the OF, 20 as a PH and 8 as a DH ... Signed by PHI as a minor league free agent, 11/8 ... **MISC.:** Has a .319 combined avg over the last 4 seasons (1996-1999).

CAREER: 10-year pro ... **1990:** Selected by NYY in 7th round of June draft ... Began pro career at Oneonta where he was named to NY-Penn League All-Star team ... 33 stolen bases ranked 3rd in league ... Named league's Player of the Month for July ... **1991:** Promoted to Ft. Lauderdale ... 9 triples were tied for tops in Yankees system ... Had 28 stolen bases ... **1992:** Hit .264 in 128 games at Prince William ... Tallied 7 triples ... **1993:** Hit 14 HR at Albany (AA) after totalling just 9 in first 3 seasons ... 9 triples ranked 5th in Eastern League ... 79 RBI were a career high ... Hit .335 for Aragua in the Venezuelan Winter League, earning All-Star honors ... **1994:** Promoted to Columbus (AAA) where he appeared in a career-high 132 games ... Tied for International League lead in triples (9) ... Played for Hilo in Hawaiian Fall League ... Hit .275 in 39 games ... **1995:** Played 2nd season at Columbus ... Limited to just 88 games ... Selected in minor league Rule 5 Draft by MTL, 12/4 ... **1996:** Split season between Harrisburg (AA) and Ottawa (AAA) ... Hit .328 in 83 games at Harrisburg with a .500 slugging % ... Had a pair of 12-game hit streaks (6/7-19 and 6/30-7/13) ... Promoted to Ottawa, 7/18 ... Finished season with the Lynx, hitting .317 in 37 games ... Hit .325 (120-369) combined ... Signed by SEA as a minor league free agent, 11/12 ... **1997:** Spent season at Tacoma (AAA) ... Hit .308 in 115 games with 26 doubles ... **1998:** Traded to SF with Scott Smith for David McCarthy, 1/28 ... Released by SF, 4/6 ... Re-signed by SF, 5/15 ... Began season at Shreveport (AA) before being promoted to Fresno (AAA) ... Hit .344 for Shreveport with 17 doubles, 10 HR and 45 RBI in just 72 games ... Promoted to Fresno (AAA), where he hit .354 with 9 HR in just 35 games ... His .347 combined avg was a career high and tops in the Giants minor league system ... Also tallied a career-high 19 HR for the season.

PERSONAL: Jalal Donnell Leach ... Married, wife's name is Dana ... 1987 graduate of San Marin (CA) High School ... Attended Pepperdine University on a baseball scholarship.

JALAL LEACH'S CAREER RECORD

YEAR	CLUB	AVG	G	AB	R	H	2B	3B	HR	RBI	SH	SF	HP	BB	SO	SB	CS	E
1990	Oneonta	.288	69	257	41	74	7	1	2	18	4	0	0	37	52	33	13	3
1991	Ft. Lauderdale	.254	122	468	48	119	13	9	2	42	3	3	0	44	122	28	12	5
1992	Prince William	.264	128	462	61	122	22	7	5	65	3	5	0	47	114	18	9	7
1993	Albany	.282	125	457	64	129	19	9	14	79	0	4	1	47	113	15	12	9
1994	Columbus	.261	132	444	56	116	18	9	6	58	3	4	1	39	106	14	12	8
1995	Columbus	.243	88	272	37	66	12	5	6	31	1	4	2	22	60	11	4	6
1996	Harrisburg	.328	83	268	38	88	22	3	6	48	2	4	0	21	55	3	7	3
	Ottawa	.317	37	101	12	32	4	0	3	9	0	0	0	8	17	0	0	0
1997	Tacoma	.308	115	415	56	128	26	3	9	55	2	3	1	32	74	6	6	5
1998	Shreveport	.344	72	253	43	87	17	2	10	45	0	5	0	36	35	10	2	3
	Fresno	.354	35	130	23	46	8	2	9	26	0	1	0	8	26	3	2	4
1999	Fresno	.294	116	371	58	109	19	5	15	75	2	4	0	27	67	8	7	4

LEACH'S CAREER TRANSACTIONS

- Selected by New York Yankees in 7th round of June, 1990 draft.
- Selected by Montreal Expos in the annual minor league winter draft, December 4, 1995.
- Signed by Seattle Mariners as a minor league free agent, November 12, 1996.
- Traded to San Francisco Giants with Scott Smith (of), January 28, 1998, for David McCarthy (in/fo).
- Re-signed by San Francisco Giants as a minor league free agent, May 15, 1998.
- Signed by Philadelphia as a minor league free agent, November 8, 1999.



#71 BRIAN LOONEY LHP

B-T: L-L

HT: 5-10; WT: 180

AGE: 30, turns 31 on June 26

BORN: June 26, 1969, New Haven, CT

RESIDES: Cheshire, CT

ML SERVICE: 30 days

HOW OBTAINED: Signed by Phillies as a minor league free agent, 10/22/99.

1999 SEASON: Spent majority of season in bullpen with Toledo (AAA) ... Made lone start, 4/27 vs Louisville (ND, 3.0 IP) ... Traded to Phillies organization, 8/23 for cash ... Made 3 starts for Scranton, winning 1st game, 8/25 at Ottawa (6.0 IP, 5 SO) ... Became a minor league free agent and re-signed with Phillies, 10/22.

CAREER: Nine-year pro ... **1991:** Selected by MTL in 10th round of June draft ... Began pro career with Jamestown (A) ... New York-Penn League All Star ... Led league in ERA (1.16) and finished 3rd in opponents average (.196) ... Selected to Short-Season All-Star team by *Baseball America* ... **1992:** Began season at Rockford (A), where he pitched solely in relief ... Promoted to Albany (A), 6/25 ... South Atlantic League Pitcher of the Week, 8/24-30 ... Went 3-0, 1.05 ERA in the 2nd half ... **1993:** Began season at West Palm Beach (A) ... Florida State League Pitcher of the Week, 5/24-30 ... Promoted to Harrisburg (AA), 7/16 ... Struck out 13 batters twice, 7/24 vs New Britain and 8/5 vs Bowie ... Eastern League Pitcher of the Week, 8/2-8 ... Joined the Expos in September ... Made ML debut in relief, 9/26 at NYM ... Made 1st ML start, 9/30 at FLA (3.0 shutout innings) ... **1994:** Split time between the bullpen and rotation for Ottawa (AAA) ... Went 2-1, 4.35 in relief; 3-4, 4.25 in 16 starts ... Recalled by MTL, 6/6, but made just one relief appearance before returning to Ottawa, 6/15 ... Traded to BOS, 11/9 ... **1995:** On Red Sox Opening Day roster (1st of 4 ML stints), but did not appear in a game before option to Pawtucket (AAA), 4/24 ... Recalled, 5/4 ... Made AL debut, 5/5 at DET ... Returned to AAA, 5/6 ... Recalled again, 5/29 ... Did not appear in a game when sent back to AAA, 5/31 ... Promoted again to BOS, 6/5 ... Lost 1st ML decision, 6/6 vs ANA ... Made 3rd and final ML appearance, 6/8 vs ANA (2.0 IP) ... Returned again to AAA, 6/9 ... Led Pawtucket club with 18 starts ... Ranked 2nd among teammates with 78 strikeouts and tied for 2nd with 100.2 innings ... On DL, 8/22-9/14 with a strained left groin ... Pitched for Phoenix in Arizona Fall League ... **1996:** Spent entire season at Pawtucket ... Earned 1st pro save, 4/23 at Columbus ... On DL, 4/27-6/11 with a strained left groin ... Threw a 5-hit shutout, 8/18 at Richmond, becoming just one of 3 pitchers to throw a shutout in the International League ... Won 4 consecutive games, 8/1-18 ... Traded to MIN, 12/16 for Pat Mahomes ... **1997:** Pitched solely in relief for 1st time in career with Salt Lake (AAA) ... Missed nearly 3 months on DL, 6/17-7/31 and 8/7-9/19, with left elbow trouble ... Signed by Yankees as a minor league free agent, 11/17 ... **1998:** Spent entire season at Columbus (AAA) ... Began season in bullpen ... On DL, 4/10-5/1 with a left groin strain ... Made 2 starts in June ... Earned 1st win 6/17 at Durham (1 ER in 5.0 IP) ... Returned to rotation in mid-July ... Won 4 straight, 6/17-7/27 ... Signed by DET as a minor league free agent, 11/8.

PERSONAL: Brian Looney ... Single ... 1998 graduate of Gunnery Prep High School (CT), where he played baseball and hockey ... Named All-New England in hockey as a senior ... Played for 1987 New England Prep Division II Hockey Champions ... Attended Boston College, where he played baseball and hockey through sophomore season, when he settled on baseball ... Named All-Big East in baseball in 1991 ... Father, Ray, played in Twins minor league system.

BRIAN LOONEY'S CAREER RECORD

YEAR	CLUB	W-L	ERA	G	GS	CG	SHO	SV	IP	H	R	ER	HR	HB	BB	SO	WP	BK
1991	Jamestown	7-1	*1.16	11	11	2	1	0	62.1	42	12	8	0	0	28	64	6	0
1992	Rockford	3-1	3.16	17	0	0	0	0	31.1	28	13	11	0	1	23	34	1	0
	Albany	3-2	2.14	11	11	1	1	0	67.1	51	22	16	1	0	30	56	4	0
1993	West Palm Beach	4-6	3.14	18	16	0	0	0	106.0	108	48	37	2	5	29	109	2	1
	Harrisburg	3-2	2.38	8	8	1	1	0	58.2	36	15	15	2	1	17	76	0	0
	MONTREAL	0-0	3.00	3	1	0	0	0	6.0	0	2	2	0	0	2	7	0	1
1994	Ottawa	7-7	4.33	27	16	0	0	0	124.2	134	71	60	10	3	67	90	2	0
	MONTREAL	0-0	22.50	1	0	0	0	0	2.0	4	5	5	1	1	0	2	0	0
1995	Pawtucket	4-7	3.49	18	18	1	0	0	100.2	106	44	39	9	3	33	78	7	2
	BOSTON	0-1	17.36	3	1	0	0	0	4.2	12	9	9	1	0	4	2	0	0
1996	Pawtucket	5-6	4.81	27	9	1	1	1	82.1	78	55	44	14	4	27	78	3	0
1997	Salt Lake City	0-2	2.19	17	0	0	0	1	24.2	20	7	6	4	0	10	21	2	0
1998	Columbus	4-4	4.47	41	10	0	0	0	92.2	97	52	46	13	1	52	63	3	0
1999	Toledo	3-0	6.22	47	1	0	0	2	55.0	51	38	38	7	2	44	52	7	0
	Scranton	1-0	3.94	3	3	0	0	0	16.0	19	9	7	3	1	6	12	1	1
ML	TOTALS	0-1	11.37	7	2	0	0	0	12.2	16	16	16	2	1	6	11	0	1

* League Leader

(continued on the next page)

LOONEY'S CAREER TRANSACTIONS

- Selected by San Diego Padres in 43rd round of June, 1988 draft, but did not sign.
- Selected by Montreal Expos in 10th round of June, 1991 draft.
- Traded to Boston Red Sox, November 9, 1994, for cash.
- Traded to Minnesota Twins, December 16, 1996, for Pat Mahomes.
- Signed by New York Yankees as a minor league free agent, November 17, 1997.
- Signed by Detroit Tigers as a minor league free agent, November 8, 1998.
- Traded to Philadelphia, August 23, 1999, for cash.
- Signed by Philadelphia as a minor league free agent, October 22, 1999.

MAJOR LEAGUE HITTING TOTALS

	AVG	AB	R	H	2B	3B	HR	RBI	SH	SF	HP	BB	SO	SB	CS	E
Career	.000	1	0	0	0	0	0	0	0	0	0	0	1	0	0	0

LOONEY'S GAME HIGHS

STRIKEOUTS: 3, 9/30/93 at FLA; 10/2/93 vs PIT ... **LONGEST OUTING:** starter - 3.0 inn, 9/30/93 at FLA ... reliever - 2.0 inn, 6/8/94 vs HOU; 6/8/95 vs ANA.



#64 JOSUE PEREZ OF (pronounced HO-sway)

B-T: S-R

HT: 6-0; WT: 180

AGE: 22, turns 23 on August 12

BORN: August 12, 1977, Havana, Cuba

RESIDES: Santo Domingo, DR

HOW OBTAINED: Signed by Phillies as a free agent, 8/5/99.

1999 SEASON: Began season in Dodgers organization ... Was hitting .279 in 62 games at Vero Beach (A) when his contract was voided by the Commissioner's Office, 6/25 (it was ruled that the Dodgers had signed him directly out of Cuba in violation of major league rules) ... Signed by PHI as a free agent, 8/5 and assigned to Clearwater (A) ... Appeared in 23 games at Clearwater ... Had 6 SB in 7 attempts ... Combined totals: .269, 85 G, 16 2B, 20 SB ... Named Phillies' 9th-best prospect by *Baseball America*.

CAREER: Two-year pro ... **1998:** Signed by LA as a free agent, 3/27 ... Began pro career in rookie-level Dominican Summer League ... Hit .335 in 48 games with 8 2B, 7 3B and 24 SB.

PERSONAL: Josue Perez Izquierdo ... Attended Manuel Penuel High School ... Originally signed by Dodgers scout Pablo Peguero.

JOSUE PEREZ' CAREER RECORD

YEAR	CLUB	AVG	G	AB	R	H	2B	3B	HR	RBI	SH	SF	HP	BB	SO	SB	CS	E
1998	Dodgers, DSL	.335	48	167	56	56	8	7	2	17	2	2	2	39	16	24	4	-
1999	Vero Beach	.279	62	201	24	56	14	1	2	22	1	2	2	21	29	14	11	2
	Clearwater	.247	23	93	15	23	2	0	0	6	0	2	1	7	17	6	1	0

PEREZ' CAREER TRANSACTIONS

- Signed by Los Angeles Dodgers as a free agent, March 27, 1998.
- Contract voided by Major League Baseball due to rules violation, June 25, 1999.
- Signed by Philadelphia as a minor league free agent, August 5, 1999.



#13 TOMAS PEREZ INF

B-T: S-R

HT: 5-11; WT: 177

AGE: 26, turns 27 on December 29

BORN: December 29, 1973, Barquisimeto, VZ

RESIDES: Barquisimeto, VZ

ML SERVICE: 2 years, 62 days

HOW OBTAINED: Signed by Phillies as a minor league free agent, 12/15/99.

1999 SEASON: Began season on TOR roster ... Traded to ANA, 3/30, for Dave Hollins and cash ... Assigned to Edmonton (AAA), where he spent entire season ... Appeared in 83 games for the Trappers, 73 at SS and 11 at 2B ... Had season-high 10-game hit streak, 4/11-6/17 ... Went 4-for-4 with 2 RBI, 7/10 vs Oklahoma ... Angels organization Defensive Player of the Month for August, making just 2 errors in 135 total chances ... Ended season strong, hitting safely in 10 of last 11 games, .366 (15-41) ... Signed by PHI as a minor league free agent, 12/15.

CAREER: Eight-year pro ... **1991:** Signed by MTL as a non-drafted free agent, 7/11 ... **1992:** Began pro career with Expos' Dominican Summer League club ... Hit .305 in 44 games with 12 SB ... **1993:** Led all Gulf Coast League shortstops in fielding (.964), total chances (338), putouts (121), assists (205) and double plays (39) ... **1994:** Promoted to Burlington (A) ... Had strong start offensively, hitting a combined .313 in April-May ... Had 13-game hit streak, 8/10-23, .364 (20-55) ... Led Midwest League shortstops in putouts (217) and double plays (65) ... Selected by CAL in the Rule 5 draft, 12/5 ... Purchased by TOR, 12/5 ... Played for Venezuelan Winter League Champion Caracas, finishing 7th in league in batting (.319) while stealing 21 bases ... **1995:** Spent entire season in majors with TOR ... Appeared in 41 games with 23 starts ... Collected 1st ML hit in 1st AB, 5/3 vs CWS (Roberto Hernandez), a GW single in bottom of 10th inning ... Made 1st ML start, 5/27 vs CLE (SS) ... Hit 1st ML HR, 7/29 vs OAK (Steve Wojciechowski) ... Went 7-for-11 (.636) in a 3-game span, 9/3-5 ... Overall, appeared in 31 games at SS, 7 at 2B and 1 at 3B ... Played winter ball for Occidente, VZ ... **1996:** Began season at Syracuse (AAA), where he hit .276 in 40 games before being recalled by TOR, 5/28 ... Spent remainder of season with Blue Jays ... Appeared in 91 games for TOR with 82 starts; 70 at 2B, 7 at 3B and 5 at SS ... Had 1st ML SB, 7/11 at MIL ... Set club record and tied AL mark for putouts by a 2nd baseman with 12, 8/20 at KC ... Had career-high 8-game hit streak, 9/9-20 (.462, 12-26) ... Hit .301 on the road ... Played winter ball for Occidente, VZ ... **1997:** Began season at Syracuse ... Recalled by TOR, 6/16 ... Appeared in 3 games before being placed on DL with a strained left quadriceps, 6/26 ... On rehab assignment with Syracuse, 7/12-24 ... On 7/25 was activated from DL and optioned to Syracuse ... Recalled by TOR, 8/14, when Alex Gonzalez was placed on DL, became club's everyday shortstop ... 15 total chances at shortstop, 9/9, fell 1 shy of club mark ... Overall, appeared in 40 games with 39 starts (32 at SS, 7 at 2B) ... Played winter ball for Oriente, VZ ... **1998:** Spent majority of season at Syracuse ... Hit .340 in April ... Recalled by TOR, 8/8 ... Appeared in 3 games at shortstop with 2 starts ... Optioned to Syracuse, 8/17 ... Hit .419 (13-31) during 10-game hit streak, 8/27-9/4 ... Recalled by TOR, 9/12 and appeared in 3 games ... In *Baseball America* manager's poll, named International League's "Best Defensive Shortstop" ... Hit .300 for Syracuse in IL playoffs ... Played winter ball for Oriente, VZ.

PERSONAL: Tomas Orlando Perez.

TOMAS PEREZ' CAREER RECORD

YEAR	CLUB	AVG	G	AB	R	H	2B	3B	HR	RBI	SH	SF	HP	BB	SO	SB	CS	E
1992	Expos, DSL	.305	44	151	35	46	7	0	1	19	1	2	1	27	20	12	5	-
1993	Expos, GCL	.243	52	189	27	46	3	1	2	21	4	2	0	23	25	7	3	12
1994	Burlington	.262	119	465	76	122	22	1	8	47	4	5	1	48	78	8	10	34
1995	TORONTO	.245	41	98	12	24	3	1	1	8	0	1	0	7	18	0	1	5
1996	Syracuse	.276	40	123	15	34	10	1	1	13	3	1	0	7	19	8	1	7
	TORONTO	.251	91	295	24	74	13	4	1	19	6	1	1	25	29	1	2	15
1997	Syracuse	.224	89	303	32	68	13	0	1	20	14	1	0	37	67	3	4	12
	TORONTO	.195	40	123	9	24	3	2	0	9	3	0	1	11	28	1	1	3
1998	Syracuse	.252	116	404	40	102	15	4	3	37	4	0	0	18	67	4	7	15
	TORONTO	.111	6	9	1	1	0	0	0	0	1	0	0	1	3	0	0	0
1999	Edmonton	.260	83	295	31	77	17	1	4	40	2	3	2	19	43	2	2	11
ML	TOTALS	.234	178	525	46	123	19	7	2	36	10	2	2	44	78	2	4	23

PEREZ' CAREER TRANSACTIONS

- Signed by Montreal Expos as a non-drafted free agent, July 11, 1991.
- Selected by California Angels in annual major league winter draft, December 5, 1994.
- Contract sold to Toronto Blue Jays, December 5, 1994.
- On disabled list with strained left quadriceps, June 26-July 24, 1997; included rehabilitation assignment to Syracuse, July 12-24.
- Signed by Philadelphia as a minor league free agent, December 15, 1999.

PEREZ' CAREER FIELDING

POS	PCT	G	PO	A	E	TC	DP
2nd Base	.971	91	158	272	13	443	70
3rd Base	.882	12	1	14	2	17	0
Shortstop	.972	72	104	171	8	283	41

PEREZ' GAME HIGHS

HITS: 3, 5 times, last: 8/21/97 at CWS ... **RUNS:** 3, 7/29/95 vs OAK ... **DOUBLES:** 2, 8/6/96 at BOS ... **RBI:** 3, 7/29/95 vs OAK, 6/25/96 vs SEA ... **HITTING STREAK:** 8 games, 1996.



#48 YORKIS PEREZ LHP

B-T: S-L

HT: 6-0; WT: 213

AGE: 32, turns 33 on September 30

BORN: September 30, 1967, Bajos de Haina, DR

RESIDES: Bajos de Haina, DR

ML SERVICE: 5 years, 112 days

HOW OBTAINED: Re-signed by Phillies as a free agent, 12/17/99.

1999 SEASON: Began season as one of 2 lefties on Phillies roster/bulpen ... Had bullpen-best 13.0 scoreless inning streak, 5/2-6/1 ... Did not allow a run the entire month of May (12 games, 11.0 IP) ... Longest outing was 2.1 innings, 5/8 at COL ... Struck out season-high 3, 5/15 vs NYM ... Picked up win, 5/24 vs MTL, 1st win since 7/16/96 ... Tied career high with 3 wins; last win was 6/8 vs NYY ... Placed on DL, 7/2 with sprained ligament in left elbow ... Missed remainder of season.

CAREER: 17-year pro ... **1983:** Signed by Twins as a non-drafted free agent, 2/23 ... Made pro debut at Elizabethton (A) at age of 15 ... **1984:** Appeared in just one game for Elizabethton ... **1985:** Pitched for Santiago in Dominican Summer League; threw 7 complete games in 16 starts ... **1986:** Spent 1st full pro season with Kenosha (A) ... Struck out 144 in 131.0 innings ... **1987:** Traded to Expos, 2/3 ... Made 15 starts for West Palm Beach (A), 2.34 ERA ... Lost 7 of 9 decisions after promotion to Jacksonville (AA) ... **1988:** Spent entire season at Jacksonville ... Started career-high 25 games ... **1989:** Began season at West Palm Beach ... Selected to Florida State League All-Star team ... Promoted to Jacksonville, where he pitched only out of the bullpen for the 1st time in his career ... Had a 12.9 SO/9 IP ratio (50 in 35.0), to lead league relievers ... **1990:** Appeared in 28 games (2 starts) for Jacksonville ... Made 9 relief appearances for Indianapolis (AAA) ... Had 2 stints on the DL with a strained left shoulder, 6/20-29 and 6/30-8/6 ... **1991:** Signed by Braves as a free agent, 2/1 ... Spent entire season with Richmond (AAA) ... Tied for International League lead in wins (12) and winning % (.800) ... Ranked 9th in IL in strikeouts (102) ... Traded to Cubs, 9/29 ... Made ML debut on birthday, 9/30 at PHI, struck out only batter faced (Darrin Fletcher) with bases loaded ... Earned 1st ML win, 10/5 vs STL (game 2) ... Signed with Yomiuri of Japanese League, 12/11 ... **1992:** Pitched in only 3 games for Yomiuri ... Released, 8/17 ... Signed by Mariners, 8/19 ... **1993:** Released by Mariners, 1/11 ... Signed by Expos, 2/15 ... Began season at Harrisburg (AA) ... Promoted to Ottawa (AAA) for 34 relief appearances and a 3.45 ERA, 7/8 ... Did not allow a run in 9.0 innings (10 games), 7/23-8/19 ... Struck out 75 in 64.1 innings combined ... Granted free agency, 10/15 ... Signed by Marlins, 12/15 ... **1994:** Became top lefty in Marlins bullpen, after making the club as a non-roster invitee ... Stranded 23 of 34 inherited runners, including last 10 prior to being placed on DL, 6/16 (retro to 6/10) with a strained left shoulder ... Made 2 rehab appearances with Portland (AA), before activated, 6/30 ... Struck out 23 in 17.1 innings (18 games) after return ... Held lefties to a .194 (13-67) average ... **1995:** Ranked 4th in NL by appearing in Florida-record and career-high 69 games ... Held opponents to .203 (35-107) average; lefties, .157 (13-83) ... Earned 1st ML save, 6/9 vs PIT ... Finished tied for 2nd in NL with 16 holds ... Allowed only 14.3% (6-42) of inherited runners to score, 2nd only to MTL's Tim Scott (.097, 6-62) ... Also ranked 2nd holding 1st batters to a .105 (6-57) average, trailing only ATL's Mark Wohlers (.097, 6-62) ... **1996:** Finished 2nd on Marlins staff with 64 games ... Struck out 47 in 47.2 innings ... Tied career-high 4 strikeouts, 5/15 vs STL ... Optioned to Charlotte (AAA), 4/9, after 4 appearances ... Recalled, 4/20 ... Optioned to Charlotte again, 8/8 ... Recalled again, 8/23 ... Traded to ATL, 12/13 ... **1997:** Claimed by Mets off waivers from Braves, 3/31 ... Began season in NY ... Appeared in 2 games, 4/1 and 4/2 vs SD, allowing 2 runs on 3 hits in 0.1 innings ... Lost the season opener vs SD, 12-5 ... Placed on DL, 4/3, with a strained left shoulder ... Went to Norfolk (AAA) for rehab, 5/15-6/4 ... Outrighted to Norfolk, 6/5 ... Transferred to Binghamton (AA), 6/26 ... Returned to Norfolk, 8/5 ... Re-joined the Mets, 8/21 ... Pitched a career-high 4.0 innings, 9/17 at ATL, his final appearance of the season ... **1998:** Signed by Phillies as a free agent, 1/23 ... Began season on Scranton's (AAA) DL after straining his right hamstring in a spring training game, 3/22 vs PIT ... Activated, 4/16 ... Made 3 appearances (3.1 IP, 1 H), before Phillies purchased his contract, 4/24 ... Appeared in 11 games, 3.14 ERA before going on DL with a strained right groin, 5/25 ... Pitched one rehab inning (1 SO) at Reading (AA) and one at Scranton (1 H), prior to being activated, 6/17 ... Threw a season-high 3.0 innings, 7/22 vs ATL, longest outing since career-high 4.0 innings, 9/17/97 at ATL ... Had a 9.1 scoreless inning streak covering 16 games, 8/20 (2-9/21) ... Stranded 28 of 38 inherited runners ... Held opponents to a .209 (40-191) average ... Threw a career-high 52.0 innings, surpassing previous high of 47.2 set in 1996 ... Played winter ball for Licey, DR.

PERSONAL: Yorkis Miguel Perez ... Married, wife's name is Ramona; four children, Wendy (10/27/88), Paige (9/15/90), Stephanie (10/28/93) and Yorkis, Jr. (4/25/95).

MAJOR LEAGUE HITTING TOTALS

YEAR	AVG	AB	R	H	2B	3B	HR	RBI	SH	SF	HP	BB	SO	SB	CS	E
1999	.000	2	0	0	0	0	0	0	0	0	0	0	2	0	0	0
Career	.000	10	0	0	0	0	0	0	0	0	0	0	7	0	0	3

PEREZ' GAME HIGHS

STRIKEOUTS: 4, 3 times, last: 5/15/96 vs STL ... **LONGEST OUTING:** 4.0 inn, 9/17/97 at ATL ... **LONGEST WINNING STREAK:** 3 games, 6/4-8/9/94; 5/24-6/8/99 ... **LONGEST LOSING STREAK:** 3 games, 5/8-7/8/95.

YORKIS PEREZ' CAREER RECORD

YEAR	CLUB	W-L	ERA	G	GS	CG	SHO	SV	IP	H	R	ER	HR	HB	BB	SO	WP	BK
1983	Elizabethton	0-1	20.25	3	1	0	0	0	4.0	5	9	9	1	0	9	6	0	0
1984	Elizabethton	0-0	0.00	1	0	0	0	0	1.1	1	0	0	0	0	1	1	1	0
1985	Twins, DSL	6-8	3.18	21	16	7	0	1	122.0	104	58	43	0	0	63	69	0	0
1986	Kenosha	4-11	5.15	31	18	3	0	0	131.0	120	81	75	9	3	88	144	13	1
1987	West Palm Beach	6-2	2.34	15	15	3	0	0	100.0	78	36	26	4	0	46	111	8	1
	Jacksonville	2-7	4.05	12	10	1	1	1	60.0	61	34	27	4	1	30	60	4	0
1988	Jacksonville	8-12	5.82	27	25	2	1	0	130.0	142	96	84	11	4	94	105	13	9
1989	West Palm Beach	7-6	2.76	18	12	0	0	1	94.2	62	34	29	2	3	54	85	5	4
	Jacksonville	4-3	3.60	20	0	0	0	0	35.0	25	16	14	0	0	34	50	1	2
1990	Jacksonville	2-2	6.00	28	2	0	0	1	42.0	36	34	28	5	1	34	39	4	0
	Indianapolis	1-1	2.31	9	0	0	0	0	11.2	8	5	3	1	0	6	8	0	0
1991	Richmond	#12-3	3.79	36	10	0	0	1	107.0	99	47	45	7	2	53	102	7	2
	CHICAGO (NL)	1-0	2.08	3	0	0	0	0	4.1	2	1	1	0	0	2	3	2	0
1992	Yomiuri (Japan)	0-1	7.11	3	0	0	0	0	6.1	8	6	5	0	0	3	6	0	0
1993	Harrisburg	4-2	3.45	34	0	0	0	3	44.1	49	26	17	3	0	20	58	6	3
	Ottawa	0-1	3.60	20	0	0	0	5	20.0	14	12	8	0	0	7	17	3	0
1994	FLORIDA	3-0	3.54	44	0	0	0	0	40.2	33	18	16	4	1	14	41	4	1
	Portland - a	0-0	0.00	2	0	0	0	0	2.0	1	0	0	0	0	0	2	0	0
1995	FLORIDA	2-6	5.21	69	0	0	0	1	46.2	35	29	27	6	2	28	47	2	0
1996	FLORIDA	3-4	5.29	64	0	0	0	0	47.2	51	28	28	2	1	31	47	2	0
	Charlotte	3-0	4.22	9	0	0	0	0	10.2	6	5	5	1	0	3	13	0	0
1997	NEW YORK (NL)	0-1	8.31	9	0	0	0	0	8.2	15	8	8	2	0	4	7	1	0
	Norfolk	1-0	3.48	17	0	0	0	3	20.2	22	9	8	2	0	7	24	0	0
	Binghamton	2-1	0.66	12	3	0	0	0	27.1	15	4	2	1	0	12	39	1	0
1998	Scranton	0-0	0.00	4	1	0	0	0	4.1	2	1	0	0	1	1	3	0	0
	PHILLIES	0-2	3.81	57	0	0	0	0	52.0	40	23	22	3	0	25	42	7	0
	Reading - a	0-0	0.00	1	1	0	0	0	1.0	0	0	0	0	0	0	1	0	0
1999	PHILLIES	3-1	3.94	35	0	0	0	0	32.0	29	15	14	4	0	15	26	5	0
ML	TOTALS	12-14	4.50	281	0	0	0	1	232.0	205	122	116	21	4	119	213	23	1

Tied for League Lead a - Rehabilitation Assignment

PEREZ' CAREER TRANSACTIONS

- Signed by Minnesota Twins as a non-drafted free agent, February 23, 1983.
- Traded to Montreal Expos with Jeff Reardon (rhp) and Tom Nieto (c), February 3, 1987, for Neal Heaton (lhp), Al Cardwood (rhp) and Jeff Reed (c).
- Signed by Atlanta Braves as a minor league free agent, February 1, 1991.
- Traded to Chicago Cubs with Turk Wendell (rhp), September 29, 1991, for Damon Berryhill (c) and Mike Bieleckie (rhp).
- Signed by Yomiuri of the Japanese Central League as a free agent, December 11, 1991.
- Signed by Seattle Mariners as a free agent, August 19, 1992.
- Signed by Montreal Expos as a free agent, February 15, 1993.
- Signed by Florida Marlins as a free agent, December 15, 1993.
- On disabled list with a strained left shoulder, June 10-30, 1994; included rehabilitation assignment to Portland, June 25-30.
- Traded to Atlanta Braves, December 13, 1996, for Martin Sanchez (rhp).
- Claimed off waivers by New York Mets, March 31, 1997.
- On disabled list with a strained left shoulder, April 3-June 4, 1997; included rehabilitation assignment to Norfolk, May 15-June 4.
- Signed by Philadelphia as a free agent, January 23, 1998.
- On disabled list with strained right groin, May 25-June 17, 1998; included rehabilitation assignments to Reading, June 14-16, and Scranton, June 16-17.
- On disabled list with a sprained ligament in his left elbow, July 2, 1999 through remainder of season.
- Re-signed by Philadelphia as a free agent, December 17, 1999.



#75 CHRIS PRITCHETT OF/1B

B-T: L-R

HT: 6-4; WT: 212

AGE: 30

BORN: January 31, 1970, Merced, CA

RESIDES: Modesto, CA

ML SERVICE: 122 days

HOW OBTAINED: Signed by Phillies as a minor league free agent, 11/1/99.

1999 SEASON: Began season in Edmonton (AAA) ... Recalled, 4/8 when Mo Vaughn was placed on DL ... Appeared in 5 games with 3 starts (all at DH) ... Went 2-for-2 as a pinch-hitter ... Optioned to Edmonton, 4/22 ... Recalled by Angels, 5/19 ... Had 3 hits with a HR, 5/28 vs KC ... Appeared in 15 games (all at 1B) with 8 starts before being optioned to Edmonton, 6/13, where he finished the sea-

(continued on the next page)

(Pritchett continued)

son ... Hit .279 in 96 games overall for the Trappers with 12 HR, 45 RBI ... Appeared in 86 games at 1B, 9 as DH and 1 in the OF ... Had 4 RBI, 5/1 vs Las Vegas ... Had season-high 4 hits with a HR, 8/27 at Calgary ... Best month was July, .330 (32-97) in 28 games ... Had contract outrighted to Edmonton, 10/13; opted for free agency ... Signed by PHI as a minor league free agent, 11/1.

CAREER: Nine-year pro ... 1991: Angels 2nd pick in June draft ... Began pro career at Boise (A) ... Had 9 HR, 50 RBI in 70 games ... 1992: Promoted to Quad City (A) ... Hit .290 in 128 games with 13 HR, 72 RBI ... 1993: Hit .308 in 1st season of double-A ball at Midland ... Texas League Player of the Week, 7/19-25 ... Led TL 1st basemen in putouts (1075) and total chances (1182) ... 1994: Hit career-best .309 in 127 games at Midland ... Texas League Player of the Week, 7/11-17 ... Led league in double plays (100), walks (92) and on-base % (.421), was 2nd in RBI (91) and tied for 4th in hits (142) ... 1995: Spent 1st season at Vancouver (AAA) ... Hit .456 (26-57), 13 RBI during 14-game hit streak, 4/22-5/6 ... 1996: Won Vachon Trophy as Vancouver's MVP ... Hit .295 in 130 games with career bests in doubles (39) and HR (16) ... Led club in AB, R, H, 2B, HR, RBI, BB, SLG (.478) and OBP (.387) ... Led Pacific Coast League 1st basemen in putouts (1107), assists (98), total chances (1211), fielding % (.995) and double plays (107) ... Ranked 2nd in PCL in doubles and 4th in extra-base hits (52) and walks (71) ... Scored 5 runs, 7/3 at Tacoma ... Had contract purchased by Angels, 9/2 ... Made ML debut with start at 1B, 9/6 at MIN (0-for-4) ... Collected 1st ML hit (single), 9/12 at CLE (Julian Tavarez) ... Overall, appeared in 5 games for the Angels with 3 starts (all at 1B) ... 1997: Limited to 109 games at Vancouver due to fractured right foot (on DL 7/17-8/7) ... Collected 30 doubles despite limited duty ... Had season-high 11-game hit streak, 4/29-5/9, .370 (17-46) ... Had 4-hit game, 6/1 at Salt Lake City ... Hit .364 in Northern Division Finals vs Edmonton ... 1998: Began season on 15-day DL with inflamed right elbow ... Activated from DL, 4/16 and optioned to Vancouver ... Had 10-game hit streak (4/24-5/6) and 11-game hit streak (7/21-8/2) ... Went 3-for-3 with 4 RBI, 4/17 vs Las Vegas ... Recalled by Angels, 8/10 when Darrin Erstad was placed on DL ... Hit 1st ML HR (solo), 8/16 at TOR (Chris Carpenter) ... Had career-high 4 RBI, 8/17 vs CWS ... Hit .333 (9-27) in 9 games (7 starts) before being optioned back to Vancouver, 8/19 ... Recalled by Angels, 9/1 ... Had career-high 8-game hit streak, 9/2-12, .423 (11-26) ... Collected career-best 3 hits (1B, 2B, 3B), 9/2 at CLE ... Posted a .995 fielding % in 29 games (20 starts) at 1st base, committing just 1 miscue in 211 total chances at ANA.

PERSONAL: Christopher David Pritchett ... 1988 graduate of Central Catholic High School (CA) ... Attended UCLA and played 1st base for the Bruins from 1989-91 ... Baseball America 3rd-team All-American for 1990 (.368, 13 HR, 67 RBI) ... Finished with .341 career avg with 31 HR, 129 RBI.

CHRIS PRITCHETT'S CAREER RECORD

YEAR	CLUB	AVG	G	AB	R	H	2B	3B	HR	RBI	SH	SF	HP	BB	SO	SB	CS	E
1991	Boise	.267	70	255	41	68	10	3	9	50	0	3	2	47	41	1	0	5
1992	Quad City	.290	128	448	79	130	19	1	13	72	2	5	5	71	88	9	4	13
1993	Midland	.308	127	464	61	143	30	6	2	66	6	7	2	61	72	3	7	19
1994	Midland	.309	127	460	86	142	25	4	6	91	3	7	2	*92	87	5	3	13
1995	Vancouver	.276	123	434	66	120	27	4	8	53	2	1	5	56	79	2	3	12
1996	Vancouver	.295	130	485	78	143	39	1	16	73	0	6	6	71	96	5	4	6
	CALIFORNIA	.154	5	13	1	2	0	0	0	1	0	0	0	0	3	0	0	0
1997	Vancouver	.279	109	383	60	107	30	3	7	47	5	2	5	42	72	5	3	6
1998	Vancouver	.259	104	374	42	97	21	1	7	41	3	5	0	37	72	2	2	10
	ANAHEIM	.288	31	80	12	23	2	1	2	8	0	0	0	4	16	2	0	1
1999	Edmonton	.279	96	348	60	97	15	1	12	45	1	2	3	47	70	1	1	9
	ANAHEIM	.156	20	45	3	7	1	0	1	2	1	1	0	2	9	1	1	1
ML	TOTALS	.232	56	138	16	32	3	1	3	11	1	1	0	6	28	3	1	2

*League Leader

PRITCHETT'S CAREER TRANSACTIONS

- Selected by California Angels in 2nd round of June, 1991 draft.
- On disabled list with an inflamed right elbow, March 30-April 16, 1998.
- Signed by Philadelphia as a minor league free agent, November 1, 1999.

PRITCHETT'S CAREER FIELDING

POS	PCT	G	PO	A	E	TC	DP
1st Base	.994	49	315	29	2	346	23

PRITCHETT'S GAME HIGHS

HITS: 3, 9/2/98 at CLE, 5/28/99 vs KC ... RUNS: 2, 9/2/98 at CLE, 9/9/98 vs MIN ... RBI: 4, 8/17/98 vs CHI ... HITTING STREAK: 8 games, 9/2-12/98.



#80 PETE ROSE, JR INF

B-T: L-R

HT: 6-1; WT: 180

AGE: 30, turns 31 on November 16

BORN: November 16, 1969, Cincinnati, OH

RESIDES: Cincinnati, OH

ML SERVICE: 28 days

HOW OBTAINED: Signed by Phillies as a minor league free agent, 10/29/99.

1999 SEASON: Began season in Los Angeles Dodgers organization ... Released, 3/29 ... Had 8-game hit streak, 6/24-7/6 ... Led Jackals and was 2nd in league in runs (games) ... 27 doubles were 4th in league ... Northern League All-Star ... Signed by New Jersey Jackals of the Northern Independent League ... Hit .300 in 81 games with 15 HR, 53 RBI ... Signed by PHI as a minor league free agent, 10/29.

CAREER: 11-year pro ... **1988:** Signed by Orioles in 12th round of June draft ... **1989:** Made pro debut with Frederick (A) and later promoted to Erie (A) ... **1990:** Played at Frederick (A) ... **1991:** Traded to White Sox for Joe Borowski (rhp), 3/31 ... Played at Sarasota (A) ... Selected by Indians in Rule 5 minor league draft, 12/9 ... **1992:** Played at Columbus (A) ... **1993:** Played at Kinston (A) ... **1994:** Released, 3/30 ... Signed by White Sox, 4/4 ... Began season at Hickory (A) ... Promoted to Prince William (A) ... Finished season with White Sox' Gulf Coast team (R) ... **1995:** Played at Birmingham (AA) and was sent to South Bend (A) ... Granted free agency, 10/16 ... **1996:** Re-signed by White Sox, 2/5 and assigned to Birmingham ... Granted free agency, 10/15 ... Signed with Reds, 12/13 ... **1997:** Began year at Chattanooga (AA) where he set career highs in average, hits, doubles, HR and RBI ... Finished 9th in Southern League in average (.307), 6th in HR (25) and tied for 5th in RBI (97) ... Earned promotion to Indianapolis (AAA) ... Contract purchased by the Reds, 9/1 ... Made ML debut, 9/1 vs KC, earning 1st ML hit off Kevin Appier ... Granted free agency, 10/17 ... **1998:** Re-signed with Reds, 1/14 ... Began season at Indianapolis ... Released, 6/18 ... Signed with Pirates, 6/26, and assigned to Nashville (AAA) ... Released by Pirates, 7/30 ... Signed by New Jersey of Northeast Independent League in August hitting .424 in 12 games ... Signed by Dodgers as a minor league free agent, 12/18 ... Misc.: Has played in 998 Minor League games.

PERSONAL: Peter Edward Rose, Jr. ... Married, wife's name is Shannon ... 1987 graduate of Oak Hills High School (OH) ... Is the son of all-time hits leader Pete Rose, who played for the Phillies from 1979-83 ... Served as a part-time batboy for the Phillies while his father was with the team.

PETE ROSE JR'S CAREER RECORD

YEAR	CLUB	AVG	G	AB	R	H	2B	3B	HR	RBI	SH	SF	HP	BB	SO	SB	CS	E
1989	Frederick	.179	24	67	3	12	3	0	0	7	0	0	1	0	15	1	1	8
	Erie	.276	58	228	30	63	13	5	2	26	2	0	1	12	34	1	2	13
1990	Frederick	.232	97	323	32	75	14	2	1	41	7	5	1	26	33	0	3	12
1991	Sarasota	.217	99	323	31	70	12	2	0	35	8	3	2	36	35	5	6	21
1992	Columbus	.253	131	510	67	129	24	6	9	54	8	3	6	48	53	4	3	20
1993	Kinston	.218	74	284	33	62	10	1	7	30	6	1	2	25	34	1	3	23
1994	Hickory	.219	32	114	14	25	4	1	0	12	3	2	2	13	18	0	0	9
	Prince William	.281	45	146	18	41	3	1	4	22	2	3	0	18	15	0	1	9
	White Sox, GCL	.500	2	4	1	2	0	0	0	1	0	0	0	0	0	0	0	1
1995	Birmingham	.385	5	13	1	5	1	0	0	2	0	0	0	3	3	0	0	0
	South Bend	.277	116	423	56	117	24	6	4	65	2	7	5	54	45	2	0	32
1996	Birmingham	.243	108	399	40	97	13	1	3	44	5	3	2	32	54	1	3	20
1997	Chattanooga	.308	112	445	75	137	31	0	25	98	1	3	3	34	63	0	1	27
	Indianapolis	.225	12	40	2	9	2	0	0	1	0	0	0	2	11	0	0	1
	CINCINNATI	.143	11	14	2	2	0	0	0	0	0	0	0	2	9	0	0	2
1998	Indianapolis	.278	43	133	19	37	7	1	3	13	0	1	2	8	10	1	0	4
	Nashville	.208	28	72	8	15	1	0	1	12	1	1	0	3	13	0	0	3
	New Jersey (IND)	.424	12	33	2	14	4	1	1	8	0	0	0	3	4	0	0	1
1999	New Jersey (IND)	.300	81	303	70	91	27	1	15	53	0	7	5	42	29	7	0	7
ML	TOTALS	.143	11	14	2	2	0	0	0	0	0	0	0	2	9	0	0	2

ROSE'S CAREER TRANSACTIONS

- Selected by Baltimore Orioles in 12th round of June, 1988 draft.
- Traded to Chicago White Sox, March 31, 1991 for Joe Borowski (rhp).
- Selected by Cleveland Indians in annual minor league winter draft, December 9, 1991.
- Signed by Chicago White Sox as a minor league free agent, April 4, 1994.
- Re-signed by Chicago White Sox as a minor league free agent, February 5, 1996.
- Signed by Cincinnati Reds as a minor league free agent, December 13, 1996.
- Re-signed by Cincinnati Reds as a minor league free agent, January 14, 1998.
- Signed by Pittsburgh Pirates as a minor league free agent, June 26, 1998.
- Signed by New Jersey Jackals of the Northern Independent League, August, 1998.
- Signed by Los Angeles Dodgers as a minor league free agent, December 18, 1998.
- Signed by New Jersey Jackals, April 23, 1999.
- Signed by Philadelphia as a minor league free agent, October 29, 1999.



#60 GENE SCHALL 1B/OF

B-T: R-R

HT: 6-3; WT: 200

AGE: 29, turns 30 on June 5

BORN: June 5, 1970, Abington, PA

RESIDES: Willow Grove, PA

ML SERVICE: 91 days

HOW OBTAINED: Signed by Phillies as a minor league free agent, 12/20/99.

(continued on the next page)

1999 SEASON: Hit .293 in 100 games with Richmond (AAA) ... Appeared in 74 games at 1B, 22 in OF and 7 as a DH ... Had slow start, hitting just .236 through June with 3 HR, 15 RBI ... Rebounded to hit .332 (70-211) after 6/30 with 9 HR, 38 RBI ... Hit .344 (33-96) in July ... Had 2-HR game, 4/17 vs Louisville ... Had 4 RBI, 7/4 at Norwich ... Had season-high 4 hits, 7/18 at Toledo ... Hit .429 (27-63) in 22 games in the outfield with 5 HR, 17 RBI ... Did not commit an error in the outfield ... Signed by PHI as a minor league free agent, 12/20.

CAREER: Nine-year pro ... **1991:** Phillies 4th pick in June draft ... Hit .341 in 1st season of pro ball at Batavia (A) ... **1992:** Began season at Spartanburg (A), where he led club in HR (8) and was 3rd in RBI (41), despite playing just 77 games (59 in OF) ... Promoted to Clearwater in July where he finished the season, appearing in 40 games (all in OF) ... **1993:** Began season at Reading (AA), where he hit .326 with 15 HR, 60 RBI ... Earned both Topps Eastern League Player of the Month and Phillies Player of the Month for July (.368, 8 HR, 28 RBI) ... Had 3 HR, 9 RBI in DH, 7/19 vs Binghamton ... Had 22 RBI in final 8 games at Reading prior to 7/21 promotion to Scranton (AAA) ... Appeared in 40 games for Red Barons, 39 at 1B and 1 as DH ... Hit .305 in 42 games for Tempe in the Arizona Fall League with 7 HR, 23 RBI ... **1994:** Paul Owens Award winner as Phillies top minor league player ... Led Scranton club in batting, total bases, doubles, HR and RBI ... Led Phillies organization and set club record with 89 RBI ... Ranked 2nd in International League in RBI and tied for 2nd in doubles (35) ... Had 5 hits, 7/14 at Pawtucket and 5 RBI, 8/10 at Toledo ... Led all IL 1st basemen in putouts, assists, chances and double plays ... Selected to AAA All-Star game ... **1995:** Began season with Scranton ... Ranked 2nd in IL with .415 on-base % and 3rd with .528 slugging % ... Led Red Barons in batting and HR despite playing just 92 games ... Recalled by Phillies, 6/16 ... Made ML debut starting at 1st base, 6/16 vs FLA; singled in 1st ML plate app. (Pat Rapp) ... Hit safely in 4 of 5 games, .417 in 1st ML stint before being optioned to Scranton, 6/29 ... Converted from 1st base to left field, 7/7 ... Set Scranton record with 20-game hit streak, 7/14-8/7 ... Recalled by Phillies, 8/31 ... Made 1st ML start in LF, 9/1 at SD, collecting a career-high 3 hits ... Started Phils' final 10 games at 1st base, replacing injured Gregg Jefferies (strained hamstring) ... Overall, started 17 games (13 at 1B, 4 in LF) ... **1996:** Began season at Scranton, but was recalled, 4/4 when Gregg Jefferies was injured ... Appeared in 9 games (all starts) at 1st base before being optioned back to Scranton, 4/19 ... On DL, 6/9-17 with eye problems ... Led Scranton in HR and RBI ... HR total was a franchise record for a RH hitter ... Posted 2nd career 5-hit game, 7/13 at Syracuse ... Recalled by Phillies, 8/30 ... Hit .325 with 2 HR, 7 RBI in 19 games in 2nd stint ... Hit 1st ML HR, 9/13 at CHI (Steve Trachsel) as a pinch-hitter ... **1997:** Traded to CWS, 1/31, for Mike Robertson ... Began season at Nashville (AAA) ... Homered on Opening Day, 4/4 at Buffalo ... Hit grand slam, 4/20 vs Iowa ... Suffered torn ligament in his right elbow, 6/29 at Louisville ... Played in just 33 games ... **1998:** Signed by ATL as a minor league free agent, 2/13 ... Led Richmond (AAA) in HR, batting and slugging despite missing time due to injuries ... Saw duty at 1B, OF and DH ... 22 HR were a career high ... Had 8-game hit streak, 6/7-15, .458 (11-24, 3 HR) ... Had 2 HR, 5 RBI, 6/14 (2) at Rochester ... Hit .395 (30-76) in July with 10 HR, 23 RBI ... Hit 8 HR over a 10-game stretch, 7/12-20 ... Talled 11 RBI in a 3-game span, 7/17-19 ... On DL, 5/13-30 with left ankle sprain ... Also missed several games in late July with a strained hip abductor.

PERSONAL: Eugene David Schall ... Married Carolyn Adams (12/9/95) ... 1988 Graduate of LaSalle High School in Philadelphia ... Attended Villanova University where he double majored in Business and Psychology and played baseball ... Led all NCAA Division I hitters with .484 avg in 1991, earning First Team All-American honors ... Hobbies include fishing and music.

GENE SCHALL'S CAREER RECORD

YEAR	CLUB	AVG	G	AB	R	H	2B	3B	HR	RBI	SH	SF	HP	BB	SO	SB	CS	E
1991	Batavia	.341	13	44	5	15	1	0	2	8	0	0	0	3	16	0	1	0
1992	Spartanburg	.268	77	276	44	74	13	1	8	41	2	2	3	29	52	3	2	2
	Clearwater	.248	40	133	16	33	4	2	4	19	1	3	4	14	32	1	2	2
1993	Reading	.326	82	285	51	93	12	4	15	60	0	3	10	24	56	2	1	1
	Scranton	.237	40	139	16	33	6	1	4	16	1	1	7	19	38	4	2	3
1994	Scranton	.285	127	463	54	132	35	4	16	89	0	6	6	50	86	9	1	14
1995	Scranton	.313	92	320	52	100	25	4	12	63	0	4	10	49	54	3	3	4
	PHILLIES	.231	24	65	2	15	2	0	0	5	0	0	1	6	16	0	0	2
1996	Scranton	.288	104	371	66	107	16	5	17	67	0	5	9	48	92	1	0	3
	PHILLIES	.273	28	66	7	18	5	1	2	10	0	0	1	12	15	0	0	2
1997	Nashville	.196	33	112	11	22	0	1	5	17	1	0	1	11	32	1	1	4
1998	Richmond	.300	100	340	60	102	22	0	22	73	0	6	9	37	80	1	3	2
1999	Richmond	.293	100	355	49	104	25	1	12	53	1	3	8	35	84	0	1	5
ML	TOTALS	.252	52	131	9	33	7	1	2	15	0	0	2	18	31	0	0	4

SCHALL'S CAREER TRANSACTIONS

- Selected by Philadelphia in 4th round of June, 1991 draft.
- Traded to Chicago White Sox, January 31, 1997, for Mike Robertson (1b).
- Signed by Atlanta Braves as a minor league free agent, February 13, 1998.
- Signed by Philadelphia as a minor league free agent, December 20, 1999.

SCHALL'S CAREER FIELDING

POS	PCT	G	PO	A	E	TC	DP
1st Base	.985	33	247	18	4	269	25
Outfield	1.000	4	3	0	0	3	0

SCHALL'S GAME HIGHS

HITS: 3, 9/1/95 at SD ... **DOUBLES:** 2, 9/2/96 vs SD ... **TRIPLES:** 1, 9/3/96 vs SD ... **RBI:** 2, twice, last: 9/20/96 vs NYM ... **HITTING STREAK:** 4 games (twice), last: 4/5-10/96 ... **PINCH-HR:** 1, 9/13/96 at CHI.



#22 STEVE SPARKS RHP

B-T: R-R

HT: 6-0; WT: 180

AGE: 34, turns 35 on July 2

BORN: July 2, 1965, Tulsa, OK

RESIDES: Sugarland, TX

ML SERVICE: 4 years, 40 days

HOW OBTAINED: Signed by Phillies as a free agent, 2/1/00.

1999 SEASON: Spent entire season with ANA ... Tied career high and tied for club lead in losses (11) ... Tied ML record, 5/22 at TB, by hitting 4 batters in a 9-inning game and 3 consecutive in an inning (Jose Canseco, 1st; Paul Sorrento, Miguel Cairo and Kevin Stocker, 3rd), marking 18th time for each since 1900 ... Last to hit 4 was Tom Candiotti, 9/13/97 with LA ... Last to hit 3 straight was Wilbur Wood, 9/10/77 (1st) with CWS ... Tied club record with 4 hit batters, set by Ken McBride on 4/23/64 vs CLE ... Pitched season-high 8.1 innings, 5/29 vs KC (4-3 win) ... Collected 1st ML hit, 6/8/99 at SF (2-run double) ... Allowed grand slam to Rafael Palmeiro, 7/22 at TEX ... Made just 2 appearances out of bullpen, 7/11 at COL (1.0 IP, 1 SO) and 9/5 vs NYY (1.2 IP, 3 H, 3 ER, 3 BB) ... Did not pitch after 9/5 due to torn right rotator cuff, which was treated by physical therapy ... Outrighted to Edmonton (AAA), 10/13.

CAREER: 13-year pro ... 1987: Selected by MIL in 5th round of June draft ... Began pro career in Helena (R) ... 1988: Made 24 starts (25 games) for Beloit (A) ... 1989: Set career highs in wins (13) and ERA (2.41) with Stockton (AA) ... Finished tied for California League lead in wins, 4th in opponents average (.204) and 5th in ERA ... 1990: Spent majority of season at Stockton ... Finished 2nd among CL starters with 2.16 BB per 9 IP and was tied for 2nd in complete games (8) ... Threw 1-hitter, 5/20 (2) at Bakersfield ... 1991: Began season at Stockton ... Finished tied for 1st in California League in complete games (8), 2nd in innings (179.2) and 4th in strikeouts (139) ... Led CL pitchers in assists (53), total chances (75) and double plays (10) ... Finished season at El Paso (AA) ... Combined to go 10-12, 3.62 ERA in 29 games (28 starts) ... 1992: Spent entire season at El Paso ... Led Texas League pitchers in total chances (60) and tied for lead in double plays (5) ... 1993: Spent entire season at New Orleans (AAA) ... Led American Association in complete games (7), innings (180.1) and fielding %; tied for 1st in starts (28), 2nd in shutouts (1) and 6th in ERA (3.84) ... Won back-to-back Pitcher of the Week awards, 7/11-17 and 7/18-24 ... 1994: Separated left shoulder trying to rip telephone book in half, 3/15 ... Began season at New Orleans ... Led league in innings (183.2), 3rd in complete games (5), 4th in starts (27) and led all starters in double plays (5) ... Re-injured left shoulder, 8/10 ... Underwent corrective surgery in Houston, 10/17 ... 1995: Spent entire season in majors with Brewers ... Made ML debut, 4/28 vs OAK (2.0 IP, 1 H, 1 ER, 2 BB, 3 SO) ... Led club in innings (202.0) and strikeouts (96), tied for lead in complete games (3) ... Made 1st ML start, 5/19 at TEX, won 1-0 (7.1 IP, 5 H, 4 BB, 3 SO) ... Won 4 straight decision, 6/17-7/7 ... Lost 4 straight decision, 8/10-9/9 ... Struck out career-high 10, 9/14 at DET (7.1 IP) ... 1996: Began season with MIL ... earned 1st win, 4/18 at KC (7.0 IP) ... Optioned to New Orleans, 6/4 ... Made 10 starts (11 games) for New Orleans ... Recalled, 7/1 ... Earned 2-0 win, 7/1 at DET (7.0 IP, 2 SO) ... Optioned again to New Orleans, 8/2 and recalled again, 9/24 ... 1997: Missed entire season due to "Tommy John" (ligament transplant) surgery on right elbow, 6/12 ... Granted free agency, 10/15 ... 1998: Signed by ANA as a free agent, 2/23 ... Began season at extended spring ... Began regular season at Midland (AA) ... Promoted to Vancouver (AAA), 5/27 ... Contract purchased by ANA, 6/15 ... Made 1st ML start, 6/15 at TEX (an 8-5 win), since 7/6/96 at NYY (lost) ... Won first 3 starts, 6/15-25 ... Went 0-1 with a sacrifice and walk in 1st career plate appearances, 6/25 at LA ... Made just 2 relief appearances, 7/4 vs OAK and 7/26 at KC ... Threw season-high 7.2 innings, 7/29 vs NYY and 9/12 at BAL ... Had career-best 6-game win streak, 7/29-9/2 ... Optioned to Midland, 8/28 ... Recalled, 9/1 ... Tied career high in wins (9) ... Had 42 total chances without an error, 3rd-highest in AL ... Recorded 5 pick-offs (one as pick-off/caught stealing).

PERSONAL: Steven William Sparks ... Married Michelle Stafney (9/16/89); two children, Alexa and Blake ... 1982 graduate of Holland Hall School (TX) ... Attended Sam Houston State University.

STEVE SPARKS' CAREER RECORD

YEAR	CLUB	W-L	ERA	G	GS	CG	SHO	SV	IP	H	R	ER	HR	HB	BB	SO	WP	BK
1987	Helena	6-3	4.68	10	9	2	0	0	57.2	68	44	30	8	4	20	47	5	0
1988	Beloit	9-13	3.79	25	24	5	1	0	164.0	162	80	69	8	7	51	96	5	5
1989	Stockton	#13-5	2.41	23	22	3	2	0	164.0	125	55	44	6	10	53	126	6	0
1990	El Paso	1-2	6.53	7	6	0	0	0	30.1	43	24	22	4	1	15	17	2	0
	Stockton	10-7	3.69	19	19	5	1	0	129.1	136	63	53	4	8	31	77	7	1
1991	El Paso	1-2	9.53	4	4	0	0	0	17.0	30	22	18	1	0	9	10	2	1
	Stockton	9-10	3.06	24	24	#8	2	0	179.2	160	70	61	4	7	98	139	13	0
1992	El Paso	9-8	3.57	28	22	3	0	1	140.2	159	99	84	11	8	50	79	6	3
1993	New Orleans	9-13	3.84	29	#28	*7	1	0	*180.1	174	89	77	17	5	*80	104	7	2
1994	New Orleans	10-12	4.46	28	27	5	1	0	183.2	183	101	91	23	11	68	105	14	3
1995	MILWAUKEE	9-11	4.63	33	27	3	0	0	202.0	210	111	104	17	5	86	96	5	1
1996	MILWAUKEE	4-7	6.60	20	13	1	0	0	88.2	103	66	65	19	3	52	21	6	0
	New Orleans	2-6	4.99	11	10	3	2	0	57.2	64	43	32	8	2	35	27	6	0
1997	MILWAUKEE	Injured - Did Not Play																
1998	Midland	0-4	7.08	7	7	0	0	0	40.2	49	38	32	3	0	15	34	3	1
	Vancouver	0-4	2.89	4	4	2	0	0	28.0	23	11	9	2	1	6	19	2	0
	ANAHEIM	9-4	4.34	22	20	0	0	0	128.2	130	66	62	14	5	58	90	6	0
1999	ANAHEIM	5-11	5.42	28	26	0	0	0	147.2	165	101	89	21	9	82	73	8	0
ML	TOTALS	27-33	5.08	103	86	4	0	0	567.0	608	344	320	61	22	278	280	25	1

*League Leader #Tied for League Lead

(continued on the next page)

(Sparks continued)

SPARKS' CAREER TRANSACTIONS

- Selected by Milwaukee Brewers in 5th round of June, 1987 draft.
- On disabled list after undergoing ligament transplant surgery on right elbow, June 12, 1997 through remainder of season.
- Signed by Anaheim Angels as a free agent, February 23, 1998.
- Signed by Philadelphia as a free agent, February 1, 2000.

MAJOR LEAGUE HITTING TOTALS

	AVG	AB	R	H	2B	3B	HR	RBI	SH	SF	HP	BB	SO	SB	CS	E
1999	.333	3	0	1	1	0	0	2	0	0	0	0	1	0	0	3
Career	.250	4	1	1	1	0	0	2	1	0	0	1	1	0	0	6

SPARKS' GAME HIGHS

LOW-HIT CG: 4, 7/7/95 at CAL ... STRIKEOUTS: 10, 9/14/95 at DET ... LONGEST OUTING: 9.0 inn, 4 times, last: 7/7/95 at CAL ...
WINNING STREAK: 6 games, 7/29-9/2/98 ... LOSING STREAK: 4 games, 8/6-9/5/99.



#78 FAUSTO TEJERO C

B-T: R-R

HT: 6-2; WT: 205

AGE: 31, turns 32 on October 26

BORN: October 26, 1968, Hialeah, FL

RESIDES: Miami Lakes, FL

HOW OBTAINED: Signed by Phillies as a minor league free agent, 11/15/99.

1999 SEASON: Signed by Angels as a minor league free agent, 1/18 ... Began season at Erie (AA) ... Hit .190 (23-121) in 37 games when promoted to Edmonton (AAA), 6/28 ... Started 5 straight games for Trappers, 6/28-7/2, hitting .294 (5-17) ... Returned to Erie, 7/4, where he finished season ... Played 1 game at 1st base, 7/12 vs Harrisburg ... On DL, 8/15-25 with a strained right elbow ... Ended season when returned to DL, 9/5, with a fracture of his right arm ... Did not appear in any of the 4 play off games.

CAREER: 10-year pro ... **1990:** Selected by Angels in 13th round of June draft ... Began pro career at Boise (A) ... **1991:** Played entire season with Quad City (A) ... Hit 1st pro home run ... **1992:** Began season at Edmonton (AAA) ... Played 8 games before being sent to Midland (AA) ... **1993:** Played at 3 levels, Midland (AA), Palm Springs (A) and Vancouver (AAA) ... Combined to hit .169 in 53 games ... Threw out 46% (29-63) of base stealers, including 55% (11-20) at triple-A ... **1994:** Began season at Midland ... Promoted to Vancouver, 7/11 ... **1995:** Hit .260 in 3 stints (37 games) with Vancouver ... Had 2 stints (8 games) at Lake Elsinore (A), before finishing season at Midland (16 games) ... Hit lone home run of season 7/21 at Shreveport (AA) ... Suspended for 2 days, 7/27-28, for threatening an umpire ... **1996:** Spent entire season with Vancouver ... Laid down 7th inning squeeze bunt to beat Las Vegas, 2-1 on 4/24 (1) ... Signed by ATL as a minor league free agent, 12/19 ... **1997:** Spent entire season with Richmond (AAA) ... Had three 3-hit games, 4/15 at Ottawa, 5/18 vs Ottawa and 8/2 vs Toledo ... On DL, 5/10-18 with an injured left hand ... Threw out 32% (31-96) of base stealers ... **1998:** Spent 2nd straight season at Richmond ... Split catching time (77 games) with Mike Mahoney (71 games) ... Suspended for a week, 6/7-14, for a violation of on-field policy.

PERSONAL: Fausto Felix Tejero ... Married Lourdes Solares (12/11/93) ... 1986 graduate of Pace High School (FL), where he played baseball ... Member of 1985 state champion baseball team ... Attended Miami-Dade Junior College ... Named to All-State team in 1987 ... Attended Florida International University.

FAUSTO TEJERO'S CAREER RECORD

YEAR	CLUB	AVG	G	AB	R	H	2B	3B	HR	RBI	SH	SF	HP	BB	SO	SB	CS	E
1990	Boise	.216	39	74	14	16	2	0	0	7	2	3	2	23	23	1	0	4
1991	Quad City	.172	83	224	16	42	7	0	1	18	3	1	4	14	52	0	1	8
1992	Edmonton	.235	8	17	0	4	1	0	0	0	2	0	1	4	2	0	2	1
	Midland	.188	84	266	21	50	11	0	2	30	5	3	4	11	63	1	2	14
1993	Midland	.130	26	69	3	9	1	1	1	7	1	1	2	8	17	0	0	5
	Palm Springs	.300	7	20	2	6	2	0	0	0	1	0	0	2	1	0	1	1
	Vancouver	.153	20	59	2	9	0	0	0	2	2	1	1	4	12	1	1	1
1994	Midland	.213	50	150	17	32	3	0	5	24	1	2	1	15	31	2	2	11
	Vancouver	.200	16	45	6	9	2	0	0	6	2	1	0	4	9	1	1	1
1995	Vancouver	.260	37	96	10	25	3	0	0	8	1	0	0	5	6	1	0	1
	Lake Elsinore	.238	8	21	5	5	1	0	0	3	0	1	0	5	6	1	0	1
	Midland	.226	16	53	7	12	3	0	1	11	0	1	1	1	13	1	1	1
1996	Vancouver	.200	54	155	21	31	4	1	1	12	6	0	1	22	41	0	1	4
1997	Richmond	.231	76	225	31	52	11	0	6	28	2	2	4	23	41	0	1	10
1998	Richmond	.224	77	223	19	50	14	0	4	26	1	2	3	21	48	1	2	9
1999	Erie	.213	62	211	19	45	9	0	3	18	4	0	3	13	38	0	2	7
	Edmonton	.294	5	17	3	5	0	0	1	2	0	0	0	3	3	0	0	1

TEJERO'S CAREER TRANSACTIONS

- Selected by Toronto Blue Jays in 64th round of June, 1987 draft, but did not sign.
- Selected by Milwaukee Brewers in 45th round of June, 1989 draft, but did not sign.
- Selected by Anaheim Angels in 13th round of June, 1990 draft.
- Signed by Atlanta Braves as a minor league free agent, December 19, 1996.
- Re-signed by Atlanta Braves as a minor league free agent, January 20, 1998.
- Signed by Anaheim Angels as a minor league free agent, January 18, 1999.
- Signed by Philadelphia as a minor league free agent, November 15, 1999.



#73 BRYAN WARD LHP

B-T: L-L

HT: 6-2; WT: 205

AGE: 28

BORN: January 25, 1972, Bristol, PA

RESIDES: Mt. Holly, NJ

ML SERVICE: 1 year, 30 days

HOW OBTAINED: Signed by Phillies as a minor league free agent, 11/2/99.

1999 SEASON: Began season with White Sox ... Made 40 relief appearances with 11 walks and 35 strikeouts ... Final ML appearance was 7/25 vs TOR ... Sent back to Charlotte (AAA), 7/26 ... Went 2-0, 1 save, 4.26 ERA, with just 3 walks and 15 strikeouts in 12 relief appearances ... Became minor league free agent, 10/15 ... Signed by Phillies, 11/2.

CAREER: Six-year pro ... **1993:** Selected by FLA in 20th round of June draft ... Made pro debut at Elmira (A) ... Averaged 9.2 SO per 9 IP (63/61.1) ... **1994:** Spent entire season in bullpen at Kane County (A) ... Averaged 10 SO per 9 IP (62 SO/55.2 IP) ... Pitched for Maui in Hawaiian Winter League where he was converted back to starter ... **1995:** Split season between Portland (AA) and Brevard County (A) ... Led Marlins organization in strikeouts (136) and tied for lead in wins (12) ... Combined to average 8.5 SO per 9 IP (136/144.0) ... Began season at Portland, and despite making 20 appearances, finished 5th on team with 7 wins ... Assigned to Brevard County, 7/1 ... Won 5 of 6 decisions and struck out more than 3 times as many batters as he walked (65 SO/17 BB) ... Pitched in winter ball for Arecibo, PR, 2-2, 3.23 ERA in 10 starts ... **1996:** Spent entire season at Portland (AAA) ... Threw 4-hit complete game, 4/26 vs Norwich with 12 strikeouts ... Struck out nearly 4 times as many batters as he walked (124 SO/32 BB) ... Pitched in winter ball for Arecibo, PR ... **1997:** Split season between Portland and Charlotte (AAA) ... Combined to go 8-12, 5.41 ERA with 117 strikeouts in 27 games ... Began season at Portland, where he won first 4 decisions ... On DL, 4/23-5/1 with strained right groin ... Struck out 9 on 4/21 vs New Haven and a season-high 10, 5/28 vs Norwich ... Promoted to Charlotte, 6/11 ... Earned 1st triple-A win 7/26 vs Richmond (0 R, 2 H, 6.0 IP) ... **1998:** Began season with Birmingham (AA) ... Had team-high 12 saves and 2.36 ERA ... Saves ranked 3rd in organization ... Contract purchased by BOS, 7/2 ... Made ML debut, 7/3 vs BOS (1.0 IP, 1 ER) ... Earned 1st ML win, 8/28 vs TEX (2) ... Earned only career save, 9/20 vs BOS (1.1 IP) ... Led White Sox lefties with 28 appearances out of the bullpen.

PERSONAL: Bryan Matthew Ward ... Single ... 1990 graduate of Rancocas Valley High School (NJ) ... Attended County College of Morris, where he was named to Junior College All-American Team ... Attended University of South Carolina-Aiken ... Named All-American and Division II Pitcher of the Year in 1993, after going 9-2, 1 save, 3.33 ERA.

BRYAN WARD'S CAREER RECORD

YEAR	CLUB	W-L	ERA	G	GS	CG	SHO	SV	IP	H	R	ER	HR	HB	BB	SO	WP	BK
1993	Elmira	2-5	4.99	14	11	0	0	0	61.1	82	41	34	6	4	26	63	5	5
1994	Kane County	3-4	3.40	47	0	0	0	11	55.2	46	27	21	4	2	21	62	2	0
1995	Portland	7-3	4.50	20	11	1	1	2	72.0	70	42	36	9	2	31	71	7	3
	Brevard County	5-1	2.88	11	11	0	0	0	72.0	68	27	23	5	2	17	65	1	1
1996	Portland	9-9	4.91	28	25	2	0	0	146.2	170	97	80	23	7	32	124	0	2
1997	Portland	6-3	3.91	12	12	0	0	0	76.0	71	39	33	17	2	19	69	6	0
	Charlotte	2-9	6.93	15	14	2	0	0	75.1	102	62	58	17	4	30	48	5	1
1998	Birmingham	2-3	2.36	29	0	0	0	12	42.0	33	19	11	0	1	25	40	5	0
	CHICAGO (AL)	1-2	3.33	28	0	0	0	1	27.0	30	13	10	4	0	7	17	0	0
1999	CHICAGO (AL)	0-1	7.55	40	0	0	0	0	39.1	63	36	33	10	0	11	35	2	0
	Charlotte	2-0	3.52	14	0	0	0	0	15.1	15	7	6	2	1	3	15	1	0
ML	TOTALS	1-3	5.83	68	0	0	0	1	66.1	93	49	43	14	0	18	52	2	0

WARD'S CAREER TRANSACTIONS

- Selected by Florida Marlins in 20th round of June, 1993 draft.
- Claimed by Chicago White Sox off waivers from Florida Marlins, October 14, 1997.
- Signed by Philadelphia as a minor league free agent, November 2, 1999.

WARD'S GAME HIGHS

STRIKEOUTS: 3, 4 times, last: 7/10/99 vs CHI ... LONGEST OUTING: 2.1 inn, 4 times, last: 6/25/99 at BOS.



SPRING TRAINING SCHEDULE

MARCH & APRIL

SUNDAY	MONDAY	TUESDAY	WEDNESDAY	THURSDAY	FRIDAY	SATURDAY
			1	2 <i>W</i> CLEV 1:05	3 CLEV 1:05	4 <i>W</i> KC 1:05
5 <i>W,U</i> PIT 1:05	6 DET 1:05	7 CIN 1:05	8 <i>W</i> TB 1:05	9 NYN 1:05	10 ** PIT/NNY 1:05 / 1:15	11 <i>W</i> TOR 1:05
12 <i>W</i> BOS 1:05	13 <i>W</i> KC 1:05	14 CIN 1:05	15	16 NYN 1:05	17 CLE 1:05	18 <i>W,C</i> CIN 1:05
19 <i>W,U</i> TEX 1:05	20 <i>W</i> STL 1:05	21 <i>W</i> MTL 1:05	22 <i>W</i> TOR 1:05	23 <i>W</i> TOR 7:05	24 <i>W</i> DET 1:05	25 <i>W,C</i> BOS 1:05
26 <i>W</i> TEX 1:05	27 <i>W</i> PIT 1:05	28 TB 1:05	29 NYN 1:15	30 PIT 12:05	31 <i>W</i> COL 10:05	<i>APR. 1 W,C</i> CWS 2:05
<i>APR. 2 W,U</i> SEA 4:05	HOME GAME	** <i>Split Squad</i>				

As of 1/20/00 - Schedule is subject to change

W = TalkRadio 1210 AM, WPHT

U = UPN 57

C = Comcast SportsNet

Team:	Florida Home Site:
PHILLIES.....	Clearwater
BOSTON.....	Ft. Myers
CINCINNATI.....	Sarasota
CLEVELAND.....	Winter Haven
DETROIT.....	Lakeland
KANSAS CITY.....	Baseball City
MONTREAL.....	Jupiter
NY YANKEES.....	Tampa
PITTSBURG.....	Bradenton
ST. LOUIS.....	Jupiter
TAMPA BAY.....	St. Petersburg
TEXAS.....	Port Charlotte
TORONTO.....	Dunedin

COLORADO & CHICAGO WHITE SOX GAMES ARE BEING PLAYED IN LAS VEGAS. MARINERS GAME IS BEING PLAYED IN SEATTLE.

Tickets to all Phillies home games at Jack Russell Stadium in Clearwater, FL are on sale now through the

Phillies Ticket Office at

215-463-1000

Check out

WWW.PHILLIESSPRINGTRAINING.COM

for more info!

First workout day for Phillies pitchers and catchers is Friday, February 18

First day for full squad is Wednesday, February 23

SPRING TRAINING INFORMATION

The Phillies will be celebrating their 54th season in Clearwater and 46th at Jack Russell Memorial Stadium this spring.

JACK RUSSELL MEMORIAL STADIUM

Street Address: 800 Phillies Drive, Clearwater, FL 33755
Mailing Address: P.O. Box 10336, Clearwater, FL 33757
Telephones: (727) 442-8496 Ticket Office
 (727) 441-8638 Phillies Florida Operations
 (727) 441-9941 Phillies Administration
Location: Central Clearwater - intersection of Seminole Street and Greenwood Avenue. Seminole runs parallel to Drew Street (one block south) and Cleveland (two blocks south).
Capacity: 6,917
History: Opened March 10, 1955, a 4-2 win over Detroit.

PAUL OWENS TRAINING FACILITY at CARPENTER COMPLEX

Street Address: 651 Old Coachman Road, Clearwater, FL 33765
Location: West side of US 19, near intersection of US 19 and Drew Street. Old Coachman Road runs parallel to US 19. The field is one block north of Drew Street.
History: Built in 1967 to accommodate the Phillies minor league training camp. Renamed the Paul Owens Training Facility at Carpenter Complex in 1997.
Camp Dates: Phillies major league club will train at Carpenter Complex, February 18 through March 1 . . . Minor league camp opens March 4, with exhibition games against other minor league clubs starting March 13.

CLEARWATER SPRING TRAINING YEAR BY YEAR

Year	Record	Home Attendance	Year	Record	Home Attendance	Year	Record	Home Attendance
1947	7-16	-	1965	13-13	23,659	1983	9-11	32,045
1948	12-20	-	1966	10-16	25,101	1984	13-16	33,302
1949	12-11	-	1967	9-20	30,451	1985	14-10	46,482
1950	12-11	-	1968	14-14	28,776	1986	16-10	48,366
1951	16-15	-	1969	14-11	23,147	1987	13-11	46,071
1952	17-15	-	1970	14-10	25,376	1988	13-17	64,600
1953	15-15	-	1971	11-14	22,880	1989	12-16	68,215
1954	12-20	-	1972	9-10	22,880	1990	15-10	33,779
1955	14-11	16,832	1973	11-13	32,748	1991	12-17	93,491
1956	14-18	22,823	1974	12-10	30,604	1992	9-19	85,378
1957	18-14	25,304	1975	17-10	43,757	1993	16-10	83,221
1958	14-16	16,423	1976	8-7	19,971	1994	14-13	98,811
1959	11-14	11,568	1977	16-9	35,436	1995	18-18	64,295
1960	7-13	10,269	1978	14-11	42,086	1996	11-18-1	76,300
1961	14-11	17,576	1979	11-14	45,510	1997	17-13-1	73,066
1962	7-14	13,761	1980	10-9	26,613	1998	16-14	66,324
1963	11-15	17,791	1981	9-15	44,456	1999	14-15	56,066
1964	12-14	17,418	1982	12-13	41,178			

Attendance Records

Largest Crowd, Clearwater
 Number of Sellouts, Clearwater
 Largest Season, Clearwater
 Largest Season, Road
 Total Attendance, Season
 Largest Per Game Average, Clearwater
 Largest Per Game Average, Road
 Largest Total Average

7,350 (10 times)
 11 of 16 dates, 1989
 98,811 in 1994
 81,334 in 1994
 180,145 in 1994
 7,057 in 1994
 6,256 in 1994
 6,672 in 1994

Stadium Capacity

Slightly over 4,000 fans saw the first game, March 10, 1955. Since then the capacity has varied, reaching an all-time high of 7,350 seats in 1994. Several small adjustments for stadium improvements have lowered the capacity to 6,917 current seats.



It's a lot more
FUN to **EAT**
in a bar
than **DRINK** in
a restaurant!

The Original: 4010 Robbins Ave (Robbins & Frankford)
215-338-3060

Boulevard Plaza (11000 Roosevelt Blvd.)
215-856-9890

and of course... Veterans Stadium (behind section 249)

ALL PHILADELPHIA!!!

