



Media Guide

ABBOTT ABREU ACOSTA ADAMS ADDUCI AGUAYO AKERFELDS ALDRED ALLEN ALMON ALTAMIRANO
 ALVAREZ AMARO ANDERSEN ANDERSON ANDERSON ANDREWS ARIAS ASHBY AVILES AYRAULT BACKMAN
 BAHNSEN BAIR BALLER BANNISTER BAROJAS BARRETT BARRON BATEMAN BATISTE BATTLE BEDROSIAN
 BEECH BELL BENJAMIN BENNETT BENNETT BIRD BITTIGER BLACKWELL BLAZIER BOEVER BOOKER
 BOONE BORLAND BOSETTI BOSKIE BOTTALICO BOTTENFIELD BOWA BOYD BRADLEY BRANDON BRANTLEY
 BRANTLEY BRETT BREWER BRIGGS BRINK BROCK BROGNA BROWN BROWNE BRUSSTAR BULLINGER
 BULLOCK BUNNING BURRELL BUSKEY BUTLER BYRD BYRD BYSTRON CALHOUN CAMPBELL CAMPUSANO
 CARDENAL CARLTON CARMAN CARRENO CARTER CASH CASTILLO CEDENO CHAMBERLAIN CHAMPION
 CHARLTON CHEN CHILDRESS CHRISTENSON CLARK CLAY COGGIN COMBS COMER COOK CORCORAN
 CORMIER COWLEY COX COX CRAWFORD CRESPO CRUZ CULVER CUMMINGS DAAL DAULTON DAVIS DAVIS
 DAWLEY DEJESUS DEJESUS DELEON DENNY DERNIER DESHAIES DIAZ DILLARD DINEEN DIORIO DISHMAN
 DODD DOSTER DOWELL DOWNS DOYLE DUCEY DUCKWORTH DUNCAN DYKSTRA EASLER EASTWICK EDENS
 EISENREICH ELSTER ESPINOSA ESSIAN ESTALELLA ESTRADA FARMER FERNANDEZ FIGUEROA FIREOVID
 FLETCHER FLETCHER FLORA FOLEY FOOTE FORBES FORD FOSTER FRANCO FREED FREEMAN FREY FRITZ
 FROHWIRTH FRYMAN GALLAGHER GAMBLE GANT GARBER GARCIA GHELFI GIAMBI GLANVILLE GOMES
 GONZALEZ GORMAN GRABARKEWITZ GRACE GRAHE GREEN GREENE GRIMSLEY GROSS GROSS
 GROTEWOLD GUTIERREZ HAHN HARMON HARRELSON HARRIS HARRIS HARRIS HARTLEY HATCHER
 HAYES HAYES HEBNER HEFLIN HERNANDEZ HERR HILGENDORE HISLE HOERNER HOLLAND
 HOLLINS HOLZEMER HOUSTON HOWELL HUDLER HUDSON HUGHES HUME HUNTER HUNTER HUNTER
 HUTTON INCAGVIGLIA IORG ISALES JACKSON JACKSON JACKSON JACQUEZ JAMES JAVIER JEFFERIES JELKS
 JELTZ JOHNSON JOHNSON JOHNSTONE JONES JONES JONES JORDAN JORDAN JORDAN JUDEN JUNGE
 KAAT KARP KERN KNICELY KOEGEL KOGSMAN Kruk Krukow KUCEK LAGROW LAKE LAPOINTE LARSON
 LAVALLIERE LEDEE LEE LEFEBVRE LEGG LEIPER LEITER LERCH LERSCH LEWIS LEZCANO LIEBERTHAL
 LINDEMAN LINDSEY LINZY LIS LOEWER LONBORG LONGMIRE LOVIGLIO LOVULLO LUZINSKI LYLE
 MCBRIDE MCCARVER MCCORMACK MCDOWELL MCELROY MCGRAW MCMILLON MCWILLIAMS
 MABRY MACKANIN MADDOX MADDOX MADRID MADURO MAGEE MALONE MANTO MARSH MARTIN
 MARTIN MARTINEZ MARTINEZ MASON MATHEWS MATTHEWS MATUSZEK MAUSER MAY MEADOWS
 MELENDEZ MEOLI MERCADO MESA MICHAELS MILBOURNE MILLER MILLER MILLETTE MILLWOOD
 MIMBS MITCHELL MOLINARO MONEY MONGE MONTAGUE MONTANEZ MONTGOMERY MOORE
 MORANDINI MORELAND MORGAN MORRIS MORRISON MULHOLLAND MUNIZ MUNNINGHOFF MUNOZ
 MURPHY MURPHY MURRAY MYERS NAHORODNY NASH NEIBAUEER NEWELL NEWHAN NICKLE NIETO
 NOLES NYE OATES OGEA OLIVARES OLIVER O'NEAL ONTIVEROS OROPESA OTERO PADILLA PAGAN
 PALL PALMER PALMER PARDO PARENT PARRETT PARRISH PEGUERO PEREZ PEREZ PEREZ PERSON
 PEIL PHILLIPS PINA PLANTENBERG PLESAC POFF POLANCO POLITTE POOLE PORTUGAL PRATT
 PRINCE PRITCHETT PROLY PUNTO QUANTRILL QUINLAN QUIRICO RADER RAWLEY READY REDUS
 REED REED RELAFORD REYES REYNOLDS REYNOLDS RICCI RICHERT RITCHIE RIVERA ROA ROBERTS
 ROBERTSON ROBINSON ROBINSON ROBINSON ROENICKE ROGODZINSKI ROLAN ROLLINS ROSE
 RUCKER RUFFCORN RUFFIN RUSSELL RUTHVEN RYAL RYAN RYAN SAMUEL SANCHEZ SANDBERG
 SANTIAGO SANTIAGO SAUCIER SCARCE SCARSONE SCHALL SCHATZEDER SCHERRER SCHILLING
 SCHMIDT SCHRENK SCHU SCHUELER SEARCY SEBRA SEFCIK SELMA SERVICE SHEPHERD SHIPANOFF
 SHORT SHUMAKER SILVA SIMPSON SIZEMORE SLOCUMB SMITH SPOLJARIC SPRADLIN SPRINGER
 SPRINGER STANICEK STEARNS STEPHENSON STEWART STOCKER STONE STONE SURHOFF SVEUM
 TAYLOR TAYLOR TEKULYE TELEMACO TERLECKI THIGPEN THOMAS THOMASON THOME THOMPSON
 THON TIMLIN TINSLEY TOLAN TOLIVER TOVAR TRILLO TURNER TWITCHELL UNDERWOOD UNSER
 VALENT VALENZUELA VAN SLYKE VARSNO VATCHER VIRGIL VOSBERG VUKOVICH VUKOVICH WALK
 WALLACE WALLACE WARD WARD WARTHEN WATT WEBSTER WEHMEISTER WELCH WELLS
 WENDELL WEST WHITEN WHITESIDE WILLIAMS WILLIAMS WILSON WILSON WINSTON WISE
 WOCKENEUSS WOLF YOUNG YOUNG ZACHRY ZEILE ZUBER

2003 SIGNIFICANT DATES

June 3-5	Amateur Draft	July 27	Hall of Fame Induction Ceremonies
June 16	Hall of Fame Game (Phillies vs Devil Rays)	September 30	Division Series begin
		October 7	League Championship Series begin
July 15	All-Star Game (Chicago's US Cellular Field)	October 18	World Series begins in NL city

WHERE THE PHILLIES STAY

City	Hotel	Telephone
Anaheim	Doubletree	(714) 634-5400
Arizona	Ritz-Carlton	(602) 468-0700
Atlanta	Marriott Marquis	(404) 521-0000
Baltimore	Renaissance Harborplace	(410) 547-1200
Chicago	Westin Michigan Avenue	(312) 943-7200
Cincinnati	Hyatt Regency	(513) 579-1234
Colorado	Westin Tabor Center	(303) 572-9100
Cooperstown	The Otesaga	(607) 547-9931
Florida	Westin Diplomat Resort	(954) 602-6000
Houston	Westin Galleria	(713) 960-8100
Los Angeles	Century Plaza	(310) 277-2000
Milwaukee	Hyatt Regency	(414) 276-1234
Montreal	Le Centre Sheraton	(514) 878-2000
New York	Grand Hyatt	(212) 883-1234
Pittsburgh	Westin Convention Center	(412) 281-3700
San Diego	Grand Hyatt	(619) 232-1234
San Francisco	Westin St. Francis	(415) 397-7000
St. Louis	Hyatt Union Station	(314) 231-1234

PRE-GAME WORKOUT SCHEDULE

Hitting & Infield	1:35 Game	5:05 Game	7:05 Game
Phillies Pitchers			4:25-4:45
Phillies Extras	11:15-11:45	2:45-3:15	4:25-5:15
Phillies Regulars	11:45-12:15	3:15-3:45	5:15-5:45
Visitors Hit	12:15-12:55	3:45-4:25	5:45-6:25
Phillies Infield	12:55-1:05	4:25-4:35	6:25-6:35
Visitors Infield	1:05-1:15	4:35-5:45	6:35-6:45

PHILLIES WEBSITE: www.phillies.com

PHILLIES FAX NUMBERS

Baseball Operations:	(215) 755-9324	Merchandising/Stadium	
Executive Office:	(215) 463-9434	Operations:	(215) 463-8765
Finance:	(215) 952-8269	New Ballpark:	(215) 952-8384
Human Resources:	(215) 952-8352	Public Relations:	(215) 389-3050
Marketing/Promotions/		Sales Office:	(215) 952-8268
Community Relations:	(215) 463-6025	Ticket Office:	(215) 463-9878

The 2003 Media Guide was published March 15, 2003. Newspapers, magazines, radio and television stations needing additional information should contact the Phillies PR office at: P.O. Box 7575, Philadelphia, PA 19101; (215) 463-6000.

CREDITS

Executive Editor: Larry Shenk
 Editor: Christine Negley
 Associate Editors: Leigh Tobin, Greg Casterioto
 Print/Creative Services: Tina Urban
 Photography: Rosemary Rahn, Heddy Bergsman, David M. Schofield, MLB Photos
 Cover Design: Melissa Maani, Phillies Graphic Artist
 Typesetting: Diana Boyle
 Contributors: Jay McLaughlin, Mike Ondo, Paul Terruso



More publications available at:

www.retroseasons.com/library/


New Ballpark images and photos are available online at
www.mlbpressbox.com
at the media announcements/Phillies link.



- ★ 43,000 seats, all angled toward home plate
- ★ Open-air Ballpark featuring scenic view of Philadelphia skyline
- ★ Natural grass and dirt playing field
- ★ View of field from outside Ballpark gates
- ★ Enter Ballpark and main concourse at street level
- ★ Field recessed 23' below street level
- ★ View of field from concourses - never miss the game!
- ★ Festive outfield entertainment area with plenty of fun and games, lively entertainment, and a variety of delicious foods
- ★ Special bullpen viewing area for fans
- ★ Bi-level Scoreboard Restaurant and street level Sports Pub Cafe
- ★ Rooftop bleacher seats reminiscent of Connie Mack
- ★ Premium Seating: 71 state-of-the-art suites, Hall of Fame Club and Diamond Club areas
- ★ 5,000 additional parking spaces
- ★ Awesome video board and sound systems
- ★ A modern Team Store with great merchandise and more
- ★ Four statues of Phillies greats: Ashburn, Carlton, Schmidt, Roberts

For Ballpark inquiries, contact Sharon Swainson at 215-218-5656
or sswainson@phillies.com

Check out phillies.com for New Ballpark updates!



PROJECT MILESTONES TO DATE • JUNE 2001 - MARCH 2003

★
June 28, 2001
Unveiled design
for New Ballpark

★
July 23, 2001
Relocation of
utility lines began

★
Dec. 3, 2001
Demolition of
Jetro
Warehouse
began

★
Jan. 11, 2002
Demolition of
Jetro
Warehouse
completed

★
Feb. 5, 2002
Relocation of
utility lines on
project site
completed

★
March 26, 2002
Concrete pouring
to create
foundation and
tunnel walls began

★
March 29, 2002
Ballpark
construction
financing closed

★
April 9, 2002
Ballpark field
dimensions
revealed

★
May 27, 2002
Excavation
completed

★
June 5, 2002
Announced artist
to sculpt bronze
statues

★
Aug. 26, 2002
Structural steel
rose above
street level

★
Oct. 17, 2002
First piece of red
steel installed

★
Nov. 8, 2002
Steel reaches its
highest point

★
March 4, 2003
Last H-pile
driven into
ground

Remaining Construction Work

2003

- ★ Structural steel work continues
- ★ Concrete seating levels and concourses come to life
- ★ Ballpark exterior with Philadelphia look is constructed
- ★ Ballpark steel skeleton is completed
- ★ Ballpark seats are installed
- ★ Grass playing field is seeded and watered
- ★ Concessions are installed

2004

- ★ Veterans Stadium is demolished
- ★ Natural grass and dirt playing field is ready for action
- ★ A world-class Ballpark is completed
- ★ A Phillies event provides sneak preview of Ballpark
- ★ Celebrate Opening Day April 2004



Phillies Ballpark Web Cam

Watch the Ballpark take shape 24/7 –
via the Phillies Ballpark Web Cam on phillies.com.

New Ballpark Seating Diagram



- **Diamond Club** - Sections A-F
- **Field Level** - Sections 101-148
- **Pavilion** - Sections 201-211
- **Hall-of-Fame Club** - Sections 212-232
- **Arcade** - Sections 233-237
- **Scoreboard Porch** - Sections 241-245
- **Pavilion Deck** - Sections 301-310
- **Terrace** - Sections 312-333
- **Terrace Deck** - Sections 412-434

Check out phillies.com for Ballpark updates!

TABLE OF CONTENTS

PERSONNEL

Baseball Personnel	8-11
Broadcasters	12-13
Executive Biographies	5-8
Office Personnel	4-5
Ownership	5
Radio & Television Network	14
Wade's Acquisitions	11

VETERANS STADIUM

Attendance	21-22
Field of Memories	17-19
Postponements	23
Qualifying Marks	27
Rules	26
Vet Home Runs	23-25
Vet Pitching	23
Vet Stadium Opens	20
Vet Ticket Prices, Diagram	16

HISTORY

All-Time Roster	35-39
All-Time W/L Records	34
Coaches	39
Community Involvement	32
Division Series Summary	54
Important Dates	33
Interleague Play	34
Last Time It Happened	42
League Championship Series Summary	54-55
Long Games	42
Managers	40
Opening Day History	43
Phanatic Bio	44
Regulars By Position	46-49
Retired Numbers	50-53
Service Time	45
Stadiums	33
Team History	30-31
Tie Games	33
Trades, Club-by-Club	44
Uniform Numbers	33
World Series Summary	55-56
Year-by-Year Finish	41

AWARDS

All-Star Game Selections	58
Award Winners	60
Gold Gloves	61
Hall Of Fame	64
NL Monthly	62
NL Weekly	61
Paul Owens Award	62
Phillies All-Star History	58-59
Richie Ashburn, Giles/Rojas Awards	63
Silver Sluggers	61
Triple Crowns	62
Wall of Fame	64

RECORDS

Best Season Records	66
Best/Worst Homestands & Road Trips	67
Best/Worst Monthly	69
Best/Worst vs. Clubs	68
Big Innings	70
Career Games by Position	81
Club/Individual Fielding	80-81
Individual Batting	73-74
Individual Pitching	77-78
Major League Debut Dates	82
Miscellaneous	80
Pinch-Hitting	75
Runs, Hits - Game/Inning	71

RECORDS (continued)

Streaks	72
Team Batting	75-76
Team Pitching	79

HITTING

Career Top 10	84
Double Figures	85
Hitting for Cycle	97
Home Runs	85-87
HR, Game	88
HR, Grand Slams	89
HR, Inside-the-Park	90
HR, Season	91-92
Pinch-Hitting	94-95
RBI	93
Season Leaders by Position	106
Season Top 10	97
Season Leaders	98-99
Stolen Bases	96
Yearly Batting Leaders	100-105

PITCHING/DEFENSE

PITCHING

Career Top 10	108
Most IP, Relievers	112
No-Hitters/One-Hitters	109
Non-Pitchers Who Pitched	112
Pitching Facts	110-111
Season Leaders	118
Season Top 10	108
Shutouts	109
Strikeouts	113
Yearly Pitching Leaders	114-117

DEFENSE

All Four Infield Positions	119
All-Time Fielding Team	119
League Leaders	119
Outfield Assists	121
Regular Starters, Three Different Positions	122
Triple Plays	120

2002 REVIEW

Club Stats	128
Day By Day	132-133
Detailed Fielding Stats	130
Detailed Team Stats	129
Final Standings	124
Final Stats	127
Highs & Lows	131
Pinch-Hitting Stats	130
Spring Training Stats	126
Team Notes	125
Transactions	134
Wild Card Standings	124

SCOUTING & PLAYER DEVELOPMENT

2002 Minor League Notes	138
2002 Minor League Review	148-157
Department Personnel	136
Player Development Staff	139-140
Minor League Affiliates	141-147
Minor League Players and Stats	158-194
Scouting Staff	136-137

2003 PHILLIES

Bowa's Biography	202-204
Clubhouse Personnel	197-198
Coaches' Biographies	204-209
Medical Staff	196-197
Non-Roster Player Biographies	311-329
Player Biographies	210-310
Roster	199-201
Spring Training Information	331-332

NATIONAL BASEBALL HALL OF FAME & MUSEUM



25 Main Street, Cooperstown, New York 13326

Phone: (607) 547-7200 • Fax: (607) 547-2044 • Public Relations: (607) 547-0215

e-mail address: info@baseballhalloffame.org

Web site: baseballhalloffame.org

Summer Hours: Memorial Day Weekend - Labor Day Weekend: 9 a.m. to 9 p.m.

Off-Season Hours: 9 a.m. to 5 p.m.

Holiday Closings: Thanksgiving Day, Christmas Day, and New Year's Day.

DIRECTORY: Jane Forbes Clark (Chairman), Joe Morgan (Vice Chairman), Dale Petroskey (President), Bill Haase (Senior Vice President), Ted Spencer (Vice President, Chief Curator), Jeff Idelson (Vice President, Communications & Education), Jim Gates (Librarian), Brad Horn (Director of Public Relations), Tim Wiles (Director of Research), Jackie Brown (Communications Associate).

HALL OF FAME WEEKEND 2003: July 26-27-28

Induction Ceremony:

Sunday, July 27, 1:30 p.m., Clark Sports Center

- ◆ BBWAA Class of 2003: Gary Carter and Eddie Murray
- ◆ Veterans Committee class: Announced on Feb. 26, 2003

57th ANNUAL HALL OF FAME GAME

Tampa Bay Devil Rays vs. Philadelphia Phillies
Monday, June 16 at 2 p.m. ET, Doubleday Field

The Phillies will be making their sixth appearance in the Hall of Fame Game, the first since 1994. Philadelphia is 0-5 in its previous outings in the Cooperstown classic.

PHILLIES HALL OF FAME GAME APPEARANCES

Monday, July 23, 1951—Brooklyn 9, Philadelphia 4

Monday, August 4, 1958—Washington 5, Philadelphia 4

Monday, July 26, 1965—New York AL 7, Philadelphia 4

Monday, August 8, 1977—Minnesota 8, Philadelphia 5

Monday, August 1, 1994—Seattle 4, Philadelphia 3

NOTABLE PHILLIES ARTIFACTS AT THE HALL

- ◆ A Phillie Phanatic mascot uniform, marking the 25th anniversary of the Phanatic, donated in 2002.
- ◆ Cap, jersey and pants worn by Mike Schmidt when he hit his 500th home run on April 18, 1987.
- ◆ Shoes worn by Juan Samuel, when he set a modern record for rookies with 72 stolen bases during the 1984 season.
- ◆ Ball thrown by Steve Carlton to record career strikeout #3,521 on June 7, 1983.
- ◆ Bat used by Mike Schmidt on August 9, 1981, to hit a two-run homer off Rollie Fingers in the All-Star Game.
- ◆ Jim Bunning autographed ticket stub from his perfect game on Father's Day June 21, 1964.

PHILLIE HALL OF FAMERS

A total of 44 players, managers and executives with ties to the Philadelphia Phillies organization have earned election to the National Baseball Hall of Fame, including 29 players.

HALL OF FAME ROAD TRIP

Baseball As America, the Hall of Fame and Museum's first-ever national exhibit tour, continues with its second year in 2003. The exhibit opened in New York City in 2002 and will visit 10 world-class museums across the country through 2005. The national tour is sponsored by Ernst & Young. In 2003, the tour will visit Chicago, Cincinnati and St. Petersburg, Fla. Additional tour stops include Washington, D.C., St. Louis, Houston and two cities yet to be announced. Just like the Hall of Fame experience in Cooperstown, *Baseball As America* is a national celebration of America's romance with baseball. It represents the richness of baseball as the American pastime and celebrates enduring American values – freedom, patriotism, opportunity and ingenuity. Visit the tour Web site, baseballasamerica.org, for complete details.

A LOOK AHEAD TO 2004

Ballots for the 2004 Hall of Fame/BBWAA election will be distributed in early December with results from the voting scheduled to be announced in early January 2004. The Veterans Committee will not vote again until 2005. A partial list of first-year candidates for election in 2004 include: Joe Carter, Dennis Eckersley, Dennis Martinez, Paul Molitor and former Phillie Juan Samuel.

THE INSIDE NEWS FROM COOPERSTOWN

If you have an interest in receiving *Around The Horn*, the monthly media newsletter of the Hall of Fame, please send an e-mail to info@baseballhalloffame.org. Indicate if you would like it sent by e-mail or fax.

If you would like to receive interesting stories and timely news items direct from the Hall of Fame and get the inside track on the latest happenings in Cooperstown, sign up for *Inside Pitch*. There's no cost to receive our weekly electronic newsletter in your e-mail box at home or work and it's easy to enroll: just log on to baseballhalloffame.org.

RESEARCH ASSISTANCE

The Hall of Fame is pleased to provide assistance in baseball research and members of the media are encouraged to utilize this valuable baseball resource whenever necessary, by calling the Public Relations department at (607) 547-0215, or the Library Reference desk at (607) 547-0330.



PERSONNEL

Baseball Personnel.....	8-11
Broadcasters.....	12-13
Executive Biographies	5-8
Office Personnel.....	4-5
Ownership	5
Radio & Television Network.....	14
Wade's Acquisitions	11

FRONT OFFICE PERSONNEL

ADMINISTRATION

General Partner, President and	
Chief Executive Officer	David Montgomery
Chairman	Bill Giles
Senior Vice President, CFO	Jerry Clothier
Vice President, General Counsel and Secretary	Bill Webb
Vice President, Operations and Administration	Michael Stiles
Director, Business Development	Joe Giles
Development and Financial Specialist	Michael Harris
Director, Human Resources	Terry DeRugieris
Executive Administrator	Nancy Nolan
Executive Assistant to the CFO/Manager,	
Employee Benefits	JoAnn Marano
Executive Secretary, General Counsel	Wendy Rossett
Executive Secretary, Operations	Lynn Blum
Administrator	Bettyanne Robb

BASEBALL ADMINISTRATION

Vice President & General Manager	Ed Wade
Assistant General Manager	Ruben Amaro Jr.
Assistant General Manager, Scouting &	
Player Development	Mike Arbuckle
Director, Scouting	Marti Wolever
Director, Baseball Administration	Susan Ingersoll
Director, Minor League Operations	Steve Noworyta
Director, Latin American Operations	Sal Artiaga
Sr. Advisor to the General Manager	Paul Owens
Sr. Advisor to the General Manager	Dallas Green
Special Assistant to the General Manager	Charlie Manuel
Computer Analysis	Jay McLaughlin
Manager, Equipment and Team Travel	Frank Coppenbarger
Assistant to the Director, Scouting/	
Player Development	Rob Holiday
Administrative Assistant, Scouting/	
Player Development	Mike Ondo
Secretary, Minor Leagues	Adele McDonald

FINANCE

Senior Vice President, CFO	Jerry Clothier
Accounting	
Controller	John Fusco
Manager, Payroll Services	Karen Wright
Staff Accountant	Yukiko Kato
Systems Accountant	Josh Barbieri
Accounts Payable Specialist	Joann Milorey
Payroll Specialist	Cheryl Woychio
Accounting Assistant	Denise Caines
Computer Operations	
Director, Information Systems	Brian Lamoreaux
Manager, PC Network Systems	Bob Tonnor
PC/Network Specialist	Kevin Stephens
Senior System Programmer	Walt Fillmann

MARKETING

Vice President, Advertising Sales	David Buck
Manager, Client Services and Alumni Relations	Debbie Nocito
Marketing & Client Relations Specialist	John Kruk
Manager, National Sales	Rob MacPherson
Manager, Advertising Sales	Scott Nickle
Manager, Corporate Sales	Brian Mahoney
Advertising Sales Representative	Tom Sullivan
Advertising Sales Representative	Dennis Brown
Marketing Administrator/Receptionist	Andrea Guest
Advertising Sales Administrator	Jaime Smith
Events	
Director, Events	Kurt Funk
Director, Entertainment	Chris Long
Marketing Publicist	John Brazier
Events Representative	Chad Bowman
Special Events/Entertainment	
Representative	Michele DeVicaris
Manager, Fan Development	Meghan Leary
Fan Development Representative	Jon Joaquin
Phillie Phanatic, Entertainment Representative	Tom Burgoyne
Back-up Phanatic, Entertainment Representative	Matt Mehler
Manager, Merchandising	Scott Brandreth
Merchandising Representative	Penny DiMuzio
Merchandising Representative	John Hollinger
Broadcasting/Video Services	
Director, Broadcasting & Video Services	Rory McNeil

Marketing (continued)

Manager, Advertising/	
Internet Services	Jo-Anne Levy-Lamoreaux
Manager, Video Production	Dan Stephenson
Manager, Audio/Video Operations	Bill Hooker
Broadcasting Representative	Rob Brooks
Video Coordinator	Kevin Camiscioli
Video Graphics Representative	Rodrick Chestnutt
MLB Advanced Media	
Marketing Producer	Andy Shenk
Site Reporter	Ken Mandel

NEW BALLPARK

Project Team

Project Manager	John Stranix
Deputy Project Manager	Chuck Boschen
Project Finance Manager	Frank Myers
Site Work Manager	Pamella J. Hall
Consultant	John Nash
Assistant to the Project Manager	Leila Graham-Willis
Administrative Assistant	Rosemarie Cray

Communications Team

Chief Communications Officer	Sharon Swainson
Communications Coordinator	Deborah Mohrdeck

PUBLIC RELATIONS

Vice President, Public Relations	Larry Shenk
Director, Media Relations	Leigh Tobin
Publications Coordinator	Christine Negley
Media Relations Representative	Greg Casterioto
Media Relations Administrator	Mary Ann Gettis

Creative Services

Director, Print/Creative Services	Tina Urban
Graphic Artist	Melissa Maani

Community Relations

Director, Community Relations	Gene Dias
Manager, Phillies Charities, Inc.	Regina Castellani
Community Relations Representative	Marianne D'Alonzo
Community Relations Representative	Karen Nocella
Community Relations Representative	Karen Howard
Community Relations Representative	Kelly Yurgin
Speakers Bureau Representative	Maje McDonnell
Community/Fan Development Representative	Dick Allen

SALES/TICKETS

Vice President, Ticket Operations	Richard Deats
Director, Ticket Department	Dan Goroff
Director, Sales	John Weber
Director, Group Sales	Kathy Killian
Manager, Ticket Technology	
and Development	Christopher Pohl
Manager, Premium Seating	Tom Mashek
Manager, Phone Center	Phil Feather
Super Box Coordinator	Lynn Samuels
Coordinator, Group Suites	Joanne Hudson
Sales Office Representative	Bill Wilson
Sales Office Representative	Tony Burns
Sales Office Representative	Kevin Beale
Sales Office Representative	Allyson Connolly
Sales Office Representative	Sophie Krouse
Sales Office Representative	Vanessa Mapson
Sales Office Representative	Jamie Trout
New Ballpark Sales Representative	Michael Goldman
Ticket Order Services Representative	Cathy Krise
Account Processing Representative	Andrea Hobbs
Ticket Account Services Representative	Sharon Snyder
Ticket Vault Services Representative	Lori Loughlin
Ticket Office Administrative Assistant	Mary Covey
Ticket Office Representative	Ken Duffy
Ticket Office Representative	Brendan Cox

STADIUM OPERATIONS

Vice President, Operations and Administration	Michael Stiles
Director, Facility Management	Mike DiMuzio
Director, Event Operations	Eric Tobin
Secretary, Stadium Operations	Bernie Mansi
Receptionist, Stadium	
Operations Asst.	Kelly Addario-DiGiacomo
Stadium Operations Assistant	Patty McKee

FRONT OFFICE PERSONNEL

Stadium Operations (continued)

Manager, Event Contract Services.....	Bruce Leith
Event Operations Coordinator.....	Sal DeAngelis
Event Operations Assistant.....	Andy Mosiondz
Facility Management.....	Jody Boon
Facility Management.....	Jeff Wright
Office Food Services.....	Carol Frampton
Facility Management.....	Tony McClean
Facility Management.....	James Rodriguez
Facility Management.....	Frank Bowens
Facility Management.....	Eddie Glover
Office Security.....	Ed Berry
Front Desk Receptionist/Stadium Operations Asst.....	Sean Hoff
Front Desk Receptionist/Stadium Operations Asst.....	Christina Clothier

MEDICAL PERSONNEL

Director of Medical Services.....	Michael Ciccotti, MD
Assistant Director of Medical Services.....	John McShane, MD
Athletic Trainer.....	Jeff Cooper, MS, ATC
Assistant Athletic Trainer.....	Mark Andersen, ATC
Conditioning Coordinator.....	Scott Hoffman, CSCS
Minor League Athletic Trainers Coordinator.....	Scott Sheridan, ATC
Minor League Conditioning Coordinator.....	Pat Sandora, CSCS
Employee Assistance Professional.....	Dickie Noles, CEAP

CLUBHOUSE PERSONNEL

Manager, Visiting Clubhouse.....	Kevin Steinhour
Assistant, Home Clubhouse.....	Phil Sheridan
Assistant Equipment Manager.....	Dan O'Rourke

FLORIDA OPERATIONS

Director of Florida Operations.....	John Timberlake
Assistant Director, Florida Operations.....	Lee McDaniel
General Manager, Clearwater Phillies.....	John Cook
Director of Sales.....	Dan McDonough
Business Manager.....	Dianne Gonzalez
Coordinator, Ticketing & Information Systems/Media.....	Jason Adams
Merchandising/Special Events Coordinator.....	Carrie Jenkins
Manager, Stadium Operations.....	Scott Himes
Food and Beverage Manager.....	Tim Arseneau
Field Supervisor.....	Opie Cheek
Ground Crew.....	Ron Cheek
Ground Crew.....	Jeff Drain
Minor League Equipment Manager.....	Paul Barrett
Equipment Manager, Clearwater Phillies.....	Cliff Armbruster
Receptionist.....	DeDe Angelillis

OWNERSHIP

The Phillies is a limited partnership. David Montgomery is the general partner, with complete management authority. There are four limited partners:

- Claire S. Betz
- Tri-Play Associates, a firm comprised of three brothers, Alexander K. Buck, J. Mahlon Buck Jr. and William C. Buck. They are the principal executive officers of TDH Capital Corporation, a private venture capital investment company.
- Double Play, Inc., affiliated with fifth generation Philadelphia-based family businesses. John S. Middleton is its Chairman.
- Giles Limited Partnership, Bill Giles' family partnership.

None of the partners owns as much as 50 percent of the partnership.

EXECUTIVES



DAVID MONTGOMERY

General Partner, President and Chief Executive Officer

As a young fan attending Phillies games at Connie Mack Stadium, David P. Montgomery developed a passion for baseball. As General Partner, President and Chief Executive Officer of the Phillies, that passion hasn't changed. In fact, he rarely misses recording a single play in his personal scorebook during every home game and those road games he is able to attend.

David Montgomery's experience as a fan in the stands became his responsibility when he began working in the Phillies' Sales department on February 25, 1971, six-plus weeks before the opening of Veterans Stadium. His front office career started with the sale of season and group tickets. He advanced to positions as Marketing Director and then Director of Sales before becoming Executive

Vice President when the current ownership group purchased the team after the 1981 season. Montgomery will always remember his first home opener as the new Executive Vice President in 1982. He arrived at the Vet 12 hours before the 7:35 p.m. game against the New York Mets on April 6 only to announce the game was being postponed because of snow.

Montgomery was elevated to Executive Vice President and Chief Operating Officer in 1992 and succeeded Bill Giles as President and CEO of the Phillies on June 20, 1997. The groundwork for this eventual appointment took place in November 1994 when he was designated as a Co-General Partner, which included a segment of ownership.

Under Montgomery, the Phillies have focused on building a strong team on the field by making significant improvements in the scouting and player development area. Led by General Manager Ed Wade and Asst. GM Mike Arbuckle, the Phillies minor league system has developed into one of the best in the major leagues.

Building a new ballpark for Phillies fans, a long-held dream of former Phillies President Bill Giles, is also on Montgomery's agenda. He saw the grass and dirt field of Connie Mack Stadium as a fan and will oversee the Phillies' return to playing on grass when the New Phillies Ballpark opens in April 2004.

During his 32 years in the game, Montgomery has been active in a wide range of capacities for Major League Baseball. He has been a member of MLB's Labor Policy and Strategic Planning Committees. He is presently Vice Chair of the Board of Directors of Major League Baseball Enterprises (formerly MLB Properties) and continues to work on the MLB Schedule Committee as well.

Locally, Montgomery is a trustee of the University of Pennsylvania. He also serves on the Board of Overseers of the

EXECUTIVES

Annenberg Center for the Performing Arts and on the policy board of WXPB Radio - 88.5 FM at the University of Pennsylvania. In addition to his Penn activities, Montgomery is also on the boards of Need in Deed, a non-profit service-learning organization working with children in Philadelphia public schools, and the Philadelphia Sports Congress. He is a past Board Chairman of both the Schuylkill Center for Environmental Education and the Woodlynde School, a private K-12 school in Strafford, PA.

Montgomery was co-chair of this year's Celebrity Pool Tournament hosted by Mike Lieberthal, Doug Glanville, and Randy Wolf. The annual event benefits Philadelphia Futures, a program that helps inner-city students prepare for and complete college. He is also honorary chair of the 2003 Spring Auction for the Bethesda Project, an organization serving Philadelphia's homeless.

Montgomery was born June 26, 1946, and grew up in the Roxborough section of Philadelphia. He is a graduate of William Penn Charter School (1964) and the University of Pennsylvania (1968) where he majored in history. He received his MBA from the Wharton School of the University of Pennsylvania in the fall of 1970.

David and his wife, Lyn, make their home in the Wyndmoor section of Philadelphia. They have three children - Harry, Sam and Susa.



BILL GILES
Chairman

Baseball has been Bill Giles' life. His father, the late Warren C. Giles, was President and General Manager of the Cincinnati Reds (1946-51) and President of the National League (1951-69). Bill's mother died when he was nine so he spent long hours and a lot of days with his father at Crosley Field in Cincinnati. Bill's first job in baseball came when he was "around 14" years of age. It wasn't a glamorous position, as he did all kinds of odds and ends in the Cincinnati Reds' Public Relations Department.

Giles has held numerous positions with two National League teams, Houston and Philadelphia. He's served on numerous committees in baseball and has been one of Philadelphia's most visible community activists. Currently Chairman of the Phillies, Bill was appointed Honorary National League President early in the 2001 season, the first father-son combination at that level in baseball history. Bill represents the NL at the All-Star Game and post-season play. The appointment by Commissioner Bud Selig is a testimony of Bill's stature in the game.

Following graduation at Denison University, Giles spent three years in the U.S. Air Force as a navigator in the Strategic Air Command.

His baseball career took on a full-time status in 1959 when he was named GM of the Nashville Vols, a Cincinnati minor league team. From there, he moved to the expansion Houston Colt .45s. While in Houston, Giles served as Traveling Secretary, Publicity Director, Director of Public Relations and Promotions and Vice President. With the opening of Veterans Stadium approaching, the Carpenter family brought Giles to Philadelphia to run the business end of the operation.

Giles began his Phillies career as Vice President, Business Operations, following the 1969 season. Three years later he was promoted to Executive Vice President.

When the Carpenters put the team up for sale in the spring of 1981, Giles organized a group that purchased the team on October 29, 1981. He remained President of the club until June 20, 1997, when he moved up to Chairman. In the summer of 2001, Giles was nominated to serve as Honorary President of the National League.

Giles is among Philadelphia's more civically involved citizens: Chairman Emeritus of the Board, Philadelphia Convention and Tourism Bureau; member of the Executive Committee, Philadelphia Chamber of Commerce and Philadelphia Sports Congress; past President of the Boy Scouts of America; on the board of the Pennsylvania Chamber of Commerce, Greater Philadelphia First and the Police Athletic League; and a member of the Union League and Rotary Club.

Giles has been honored many, many times for his contributions to the city. Among the awards: Distinguished Citizen of the Year by the Boy Scouts of America; Garry Maddox Award by the Philadelphia Child Guidance Center; Police Athletic League Man of the Year (1993), Philadelphia Boys Choir Man of the Year (1994); Anti-Defamation League Man of the Year (1994); American Red Cross Man of the Year (1996), Vision of Philadelphia Award (1996) by Philadelphia Hospitality, Inc., and the American Heart Association's Man of the Year.

Giles, who was born in Rochester, NY, on September 7, 1934, resides in Villanova, PA, with his wife, Nancy. They are the parents of three sons, Michael, Joseph and Christopher. Joe and his wife, Paula, have four children, Caroline, Dana, Molly and Max. Chris and his wife, Amy, have two children, Eliza and Warren.



JERRY CLOTHIER
Sr. Vice President, CFO

Jerry Clothier joined the Phillies in 1982 and currently serves as Senior Vice President/CFO. He previously worked for Price Waterhouse in their Management Consulting Practice and was admitted to the firm's partnership in 1981.

Jerry was born in Claymont, DE, on October 1, 1945 and grew up in Swarthmore, PA. He graduated from Swarthmore High School in 1963 and the University of Delaware in 1967, receiving a BA degree in Accounting. He then served three years in the U.S. Navy as a Supply Officer from 1967 to 1970 and later attended the Wharton School of the University of Pennsylvania, receiving a MBA in Finance in 1973.

Jerry serves as a Trustee to the Pension Committee of the Major League Baseball Players Benefit Plan, as a member of the University of Delaware Visiting Committee on Athletics, and as a member of WHY's Community Advisory Board. He previously served as Treasurer of the Free Library of Philadelphia Foundation Board and as a member of the Board of Directors of the Pennsylvania Convention Center.

Jerry lives in the West Mount Airy section of Philadelphia with his wife, Sherry. They have two daughters, Amy and Kelly.

EXECUTIVES



ED WADE
Vice President and General Manager

Ed Wade is entering his sixth season as Vice President and General Manager, having been named to the post on March 17, 1998.

Prior to his current title, he was named Acting General Manager on December 9, 1997 replacing Lee Thomas. He was promoted to the position after eight years as Thomas' assistant.

Ed began his baseball career in 1977 as an intern in the Phillies Public Relations Department. In November 1977 he was named Public Relations Assistant for the Houston Astros and was promoted to Public Relations Director in July 1979. In 1981 he left Houston to become Public Relations Director for the Pittsburgh Pirates where he remained for five years before taking a position with Tal Smith in 1986. He was an associate at Tal Smith Enterprises, a sports consulting company which specializes in representing baseball teams in salary arbitration, contract negotiations and other baseball-related matters, until re-joining the Phillies on May 5, 1989 as Assistant to the General Manager. In 1995 he was promoted to Assistant General Manager.

He is a 1977 graduate of Temple University where he played baseball and received his Bachelor's degree in Journalism.

Ed was born on January 31, 1956 in Carbondale, PA. He is a member of the Northeastern chapter of the Pennsylvania Sports Hall of Fame, and was a member of the Steering Committee for the USA Baseball Team that captured the Gold Medal at the Summer Olympics in Sydney, Australia. Wade also serves on the Major League Baseball General Managers Rules and Administration Committee.

Ed and his wife Roxanne have three children. Ryan is a Midshipman at the United States Naval Academy; Erin is a business and finance major at Villanova University; and Maureen is a student at Bishop Eustace Preparatory School in Pennsauken, New Jersey. The Wades reside in Turnersville, N.J.



DAVID BUCK
Vice President, Advertising Sales

David Buck was named Vice President, Advertising Sales in March 1998.

Born May 15, 1964 in Abington, PA, he graduated from Lafayette College in 1986 with a BA degree in History.

David joined the Phillies in June 1986 as an intern in the sales office. He has held positions of Sales Representative, Manager of Corporate Marketing and Director of Advertising Sales, prior to his current position.

He is a member of the Board of Directors of the Please Touch Museum, a nationally renowned children's museum, and serves on the Board of Trustees of The Schuylkill Center for Environmental Education in Philadelphia.

David, his wife Nancy and son Andrew live in Broad Axe, PA.



RICHARD DEATS
Vice President, Ticket Sales

Richard Deats was named Vice President, Ticket Sales in January 1992.

Born October 30, 1946 in Philadelphia, he attended The William Penn Charter School and the University of Pennsylvania, where he majored in history.

From 1969 to 1974, Richard taught and coached at Germantown Academy. He joined the Phillies in August 1974 as a ticket office representative. In January 1976, Richard was promoted to Group Sales Director and in October 1982, Sales Director. He was promoted to Director of Sales and Ticket Operations in October 1987, a title he held until his current position. He is also acting as the design contact person for the Phillies New Ballpark project.

Richard and his wife Nina live in Wyndmoor, PA and have two daughters, Lisa and Wendy.



LARRY SHENK
Vice President, Public Relations

Larry (The Baron) Shenk is the "dean" of Major League PR Directors, entering his 40th season with the Phillies. He joined the club in October 1963.

He is a graduate of Myerstown High School and Millersville State University, where he received a BS degree in Elementary Education.

Shenk began his career as a general reporter with the Lebanon (PA) Daily News in 1961. He joined the sports staff of the Wilmington (DE) News-Journal in January 1963 and moved to the Phils 10 months later.

He received the Robert O. Fishel Award in 1983 for excellence in the field of Public Relations; served as the PR Director on the 1990 Major League tour to Japan; was inducted into the Central Pennsylvania Hall of Fame in November 1992 and received the Philadelphia Sportswriters Association Good Guy Award in January 1995.

Larry was born September 11, 1938, in Myerstown, PA. He and his wife Julie reside in Wilmington, DE and have two children, Debi Mosel and Andy Shenk.

EXECUTIVES



MICHAEL STILES

Vice President, Operations and Administration

Michael Stiles was hired by the Philadelphia Phillies as Vice President, Operations and Administration in April 2001.

As an attorney since 1971, Stiles has held significant positions in public service for almost 30 years, most recently serving for eight years as the United States Attorney for the Eastern District of Pennsylvania. He also spent 10 years as an elected trial judge in the Court of Common Pleas of Philadelphia County and 12 years as a trial attorney and supervisor in the Philadelphia District Attorney's Office, the last two of which he served as First Assistant District Attorney.

Stiles, who was born on January 1, 1946 in Philadelphia, obtained his undergraduate degree in political science from the University of Pennsylvania and his law degree, with honors, from Villanova University School of Law. He is Chairperson of the Woodlynde School Board of Directors, and is on the Board of Directors of United Way and the Corporate Alliance for Drug Education (CADE). Previously he was a member of the Board of Managers of the Germantown Hospital and Medical Center.

Michael and his wife Leslie live in the East Falls section of Philadelphia. They have two children, Jacqueline and Eric, and one golden retriever, Misdemeanor.



BILL WEBB

Vice President, General Counsel and Secretary

Bill Webb has been General Counsel and Secretary for the Phillies since helping Bill Giles put together the new ownership group and its acquisition of The Phillies from the Carpenter Family in 1981.

Webb graduated from Dartmouth College and the University of Michigan Law School. He was a partner in Ballard Spahr Andrews & Ingersoll, the Philadelphia-based law firm, until joining the Phillies on a full time basis in 2000. He is the immediate past president of the Sports Lawyers Association.

Bill and his wife Jenny live in Devon and have three children, Elizabeth, Doug and Phillip.



SHARON SWAINSON

Chief Communications Officer & Spokesperson, New Ballpark

Sharon Swainson joined the Phillies on September 8, 1998 as Special Assistant to President David Montgomery. In February 2001, she was named to her current position as plans escalated for the New Ballpark.

Sharon came to the Phillies from the Disney Corporation where she was Senior Program Manager of Disney's Wide World of Sports Complex in Lake Buena Vista, FL, from 1994-98.

A graduate of George Mason University in Fairfax, VA, she began her career as a sports television producer and on-air talent. Sharon covered various sports - Major League Baseball, National Basketball Association, college football and basketball and generation-X sports events - for networks such as ESPN and BET. She also served as Campaign Press Secretary for Sharon Pratt-Kelly's mayoral re-election campaign in Washington, DC.

She currently serves on the Board of Directors with Covenant House Pennsylvania, on the Advisory Board with Philadelphia Business Leadership Group, and is active on the Communications Committee of the Police Athletic League of Philadelphia.

Sharon received an Executive MBA from Drexel University, is a member of Beta Gamma Sigma and lives in Philadelphia.

BASEBALL PERSONNEL



RUBEN AMARO, JR.

Assistant General Manager

Ruben moved into the Phillies front office as Assistant General Manager immediately following the 1998 season. He played 12 years of professional baseball (1987-98) including parts of eight years in the majors as an outfielder with the Angels, Phillies (1992-93, 96-98) and Indians. He was a member of the 1993 NL Champion Phillies and the 1995 AL Champion Indians. A fine pinch-hitter, he ranked third in the NL with a .387 average in the pinch in 1996.

Ruben has a BS degree in Human Biology from Stanford University, where he was also a member of the 1987 NCAA Baseball Championship team.

The Amaro family (the late grandfather Santos, father Ruben Sr. and Ruben Jr.) were the 2001 winners of the Al Dia Latino Legends Award, an award given annually to a Hispanic player(s) in Phillies history. He is also a co-founder of the Richie Ashburn Foundation, which provides free baseball camps for 1,000 underprivileged children in the Delaware Valley and awards grants for area schools and colleges.

Ruben Jr. was born on February 12, 1965 in Philadelphia, PA and currently lives in Yardley with his wife Virginia and daughters Andrea and Sophia. He and his father, Ruben Sr., are the only father-son combination to ever play for the Phillies.

BASEBALL PERSONNEL



MIKE ARBUCKLE

Assistant General Manager, Scouting and Player Development

Mike was named Director of Scouting on October 26, 1992, coming from the Atlanta Braves where he had been a scout for 12 years. His role with the Phillies expanded on December 1, 2000, when he also assumed the responsibilities of player development. Less than a year later, he was promoted to his current position (October 19, 2001).

Originally drafted as a left-handed pitcher by St. Louis in 1969 out of high school, Mike did not sign and tore his rotator cuff that spring at Northwest Missouri State University. He coached baseball at the high school, junior college and college levels. He began his scouting career with the Phillies as an associate scout under George Bradley in 1979, before joining the Braves as a full-time scout in the fall of 1980 where he was an area scout in the midwest for seven seasons. Mike was promoted to central regional cross-checker for three years before becoming one of the Braves' two national cross-checkers for the two years prior to coming to the Phillies.

Mike has a BS degree in Education from Northwest Missouri and a Master's degree in Education from the University of South Alabama.

Mike was born on November 1, 1950 in Trenton, MO and currently lives in Liberty, MO with his wife Martha. They have two daughters, Shelly and Kellie, and four grandchildren, Bethni, Austin, Katey and Emma.



MARTI WOLEVER

Director of Scouting

Named Director of Scouting on October 16, 2001 after nine years as the Phillies National Cross-checker and Scouting Coordinator. Prior to joining the Phillies on November 1, 1992, Marti was a Midwest cross-checker with the White Sox (1991-92). He began his scouting career as an Area Scout with the Tigers (1984-88), followed by the Yankees (1989-90).

He was recruited for football by the University of Nebraska at Lincoln, but after a few weeks opted to sign a professional contract with the Reds. The former outfielder played in the Reds (1975-77) and Expos (1977-78) organizations before being released. He coached baseball for Omaha Paul VI High School (1979-81), Council Bluffs Thomas Jefferson High School (1982) and Kansas State University (1983).

Marti has a BS degree in Education from the University of Nebraska at Omaha. He was born on February 15, 1957 in Omaha, NE and currently lives in Papillion, NE with his wife Chris, daughters Kristen, Meghan and Alyssa and stepchildren Dan and McKenna.



STEVE NOWORYTA (pronounced no-vo-REE-ta)

Director of Minor League Operations

Named Director of Minor League Operations on October 26, 1998, after spending 16 years in the Chicago White Sox organization. A right-handed pitcher, Steve was signed by the White Sox as an amateur free agent in 1981, the year in which he was named White Sox Minor League Player of the Year. He ended his professional career with a 23-6 record after the 1983 season. He then joined the White Sox as Administrative Assistant for Baseball Operations, 1984-86. In 1986 he was named Assistant Director of Player Development and in 1987, Assistant Director of Scouting and Player Development. From 1990 to 1995 Steve was Director of Minor League Operations. In 1996, he was promoted to Director of Player Development and in 1997, Director of Minor League Administration.

He has a BS degree in Criminology from St. Xavier University in Chicago.

Steve was born on March 12, 1960 in Hammond, IN. Steve, his wife Karen, and sons Steve and David live in Hainesport, NJ.



PAUL OWENS

Senior Advisor to the General Manager

Has been on every level of player development in his career with the Phillies, which reaches 48 years in 2003.

"Pope" began his career as a player-manager in the minor leagues (1951-53, 1955-57), where he won three batting titles as a first baseman and compiled a .374 average. His first managerial position came in 1955 with Olean and in his four seasons (two with Olean, two with Bakersfield) compiled a 317-329 record.

He began his scouting career following the 1959 season. He was promoted to Director of the Farm System on May 22, 1965 and finally Vice President, Director of Player Development on June 3, 1972, when he succeeded John Quinn. He was the architect of the great Phillies teams of 1976-77-78 and the 1980 World Champions. His title was revised to VP, General Manager for 1982-83.

"Pope" had two stints on the field as a major league manager. He replaced Frank Lucchesi, July 10, 1972 through the remainder of the season. In 1983 he replaced Pat Corrales on July 18, and remained manager through the 1984 season. He led the Phillies to the NL pennant in 1983 and was the winning manager at the 1984 All-Star Game, 3-1.

In 1985 he was named Assistant to the President. The position was revised to Senior Advisor to the General Manager in 1998.

"Pope" graduated from Salamanca High School in 1942 and earned a BS degree in Physical Education from St. Bonaventure University in 1951. He was in the U.S. Army, spending two years in Europe during World War II as a sergeant in an engineering company.

He was born on February 7, 1924 in Salamanca, NY. He and his wife of 57 years, Marcelle, reside in Mullica Hill, NJ. They are parents of two sons, Danny and Pat.

BASEBALL PERSONNEL



DALLAS GREEN
Senior Advisor to the General Manager

Returned to the Phillies as a Senior Advisor to General Manager Ed Wade on April 23, 1998.

Dallas played 13 years of professional baseball (1955-67), including parts of eight seasons in the majors as a pitcher with the Phillies (1960-64; 67), Senators, Padres and Mets.

He began his coaching career as player-coach for Reading (AA) in 1967 and also pitched in eight games for the Phillies that season. He made his managerial debut in 1968 at Huron (A) and the following year guided Pulaski (Rookie) to the Appalachian League Championship.

In 1970, Dallas was named assistant to Paul Owens, the Phillies Director of Minor Leagues, in 1970. He was promoted to Phillies Director of Minor Leagues in 1972 until taking over as team manager on August 21, 1979. He became the 17th rookie ML manager to take club to the World Series and the fourth to win it in 1980 for the Phillies. He was also the winning manager in 1981 All-Star Game.

Dallas joined the Chicago Cubs in 1982 as General Manager. He also held role as team President, 1985-87. In 1984 he was named Baseball Executive of the Year by *The Sporting News*, UPI and ESPN, as well as Chicago's Man of the Year by the Chicago Press Club.

On October 7, 1988, Dallas was hired as Manager of the New York Yankees, but was fired less than a year later, on August 18, 1989.

He worked for the Mets, first as a part-time scout (1991), then as a National League Scout (1992-93), before returning to the field as the Mets manager, May 19, 1993-August 26, 1996. He became just the fourth manager to serve both the Yankees and Mets.

Dallas earned a BS degree from the University of Delaware in 1981. He was honored with "Class Act" Award by the Philadelphia Sportswriters Association in 1988.

Dallas was born on August 4, 1934 in Newport, DE. He and his wife Sylvia live in West Grove, PA. They have four children, Dana, John, Kim and Douglas.



CHARLIE MANUEL
Special Assistant to the General Manager

Entering his 40th year in professional baseball, Charlie Manuel joined the Phillies on January 6, 2003 and will be involved at both the major and minor league levels of the organization. He stepped down as manager of the Cleveland Indians during the 2002 season after a two-and-a-half-year run that saw him lead the club to the Central Division championship in 2001 and compile a record of 224-190 (.541).

Charlie was originally signed by the Minnesota Twins as an outfielder in 1963. He spent six years in the organization's minor league system before making his major league debut in 1969. He would spend parts of six of the next seven seasons in the majors with both the Twins and the Los Angeles

Dodgers before moving on to Japan where he spent the final six years of his playing career. Charlie finished the U.S. portion of his career with a .198 average and just four homers in 242 games, but hit .279 with 189 home runs in 621 games in Japan and was named the Pacific League MVP in 1979 (.324, 37 HR).

Following his playing career, Charlie joined the Indians organization and spent time as a manager in the minor league system before being named the major league hitting coach, a position he held from 1988-89 and again from 1994 through the 1999 season when he succeeded Mike Hargrove as the 20th manager in the history of the Cleveland franchise.

Charlie was born January 4, 1944 in North Fork, WV. He lives in Winter Haven, FL and has two children, Charles Jr. and Julie.



GORDON LAKEY
Director of Major League Scouting

Gordon joined the Phillies on December 7, 1998 as Director of Major League Scouting after being with the Toronto Blue Jays the previous 11 years. Gordon played baseball at the University of Texas, where he graduated with a degree in Business Administration in 1967. He began his scouting career with the Houston Astros as an area scout in 1970, a position held through 1974. Following his time with the Astros, he served as the Administrator of the Major League Scouting Bureau from 1974 through 1977. Gordon re-joined the Astros in 1977 as their National Cross-checker for the American League where he remained until joining the Blue Jays on December 9, 1985 as a Special Assignment Scout, a position he held until April 16, 1996 when he was promoted to Special Assistant to the Vice President and General Manager.

Gordon was born August 12, 1944 in Austin, TX. He and his wife, Elsa, reside in Barker, TX and have two children, Ryan and Megan.

BASEBALL PERSONNEL



JIMMY STEWART

Special Assignments, Major Leagues

A former infielder and outfielder, Jimmy joined the Phillies in 1992 and is entering his 12th season as a Special Assignments Scout. He played in the major leagues for 10 years with the Chicago Cubs, the Chicago White Sox, Cincinnati and the Houston Astros and appeared in one NLCS and one World Series (1970 with Cincinnati). Following his playing career, Jimmy worked as a scout and managed the Reds' minor league affiliate in Eugene, before becoming a major league scout for Cincinnati, a position he held from November 1983 through 1991.

Jimmy was born June 11, 1939 in Opelika, AL. He and his wife, Donna, live in Palm Harbor, FL.



HANK KING

Advance Scout, Major Leagues

Hank pitched in the minor leagues for seven seasons with the Baltimore Orioles (1962-67) and Chicago White Sox (1968). Entering his 29th season in pro ball, he started with the club in 1975 as the Phillies batting practice pitcher and became the Phillies Advance Scout in 1985, a position he still holds. During the offseason, he officiates basketball and does baseball tutoring, while also helping to raise funds for various charities in the community.

Hank was born on October 12, 1944 in King of Prussia, PA. He lives in Limerick, PA with his wife, Carol Ann.

WADE'S PLAYER ACQUISITIONS

12/15/97 Acquired Mike Welch from NYM for Hector Mercado.
12/23/97 Acquired Doug Glanville from CHL for Mickey Morandini.
12/23/97 Signed free agent Mark Lewis.
12/26/97 Signed free agent Alex Arias.

1/23/98 Signed free agent Yorkis Perez.
3/26/98 Signed free agent Matt Whiteside.
8/14/98 Claimed Paul Byrd off waivers from ATL.
8/28/98 Acquired Doug Nickle from ANA for Gregg Jefferies.
11/9/98 Acquired Paul Spoljaric from SEA for Mark Leiter.
11/13/98 Acquired Chad Ogea from CLE for Jerry Spradlin.
11/19/98 Acquired Ron Gant, Jeff Brantley and Cliff Politte from STL for Ricky Bottalico and Garrett Stephenson.

12/14/98 Selected David Miller from CLE in Major League Rule 5 Draft.

12/15/98 Signed free agent Jim Poole.
12/15/98 Signed free agent Tom Prince.
12/21/98 Re-signed free agent Ken Ryan.
12/22/98 Signed free agent Rob Ducey.

5/5/99 Acquired Robert Person from TOR for Paul Spoljaric.
6/8/99 Claimed Amaury Telemaco off waivers from ARI.
6/14/99 Claimed Jason Brestler off waivers from COL.
7/1/99 Acquired Domingo Cedenio from SEA for Jose Flores.
7/23/99 Acquired Scott Aldred from TB for Marty Barnett.
10/16/99 Claimed Felix Martinez off waivers from KC.
10/16/99 Claimed Carlos Reyes off waivers from SD.
10/22/99 Claimed Manny Barrios off waivers from CIN.
11/10/99 Acquired Andy Ashby from SD for Carlton Loewer, Steve Montgomery and Adam Eaton.
11/18/99 Claimed Mark Brownson off waivers from COL.
12/1/99 Signed free agent Mike Jackson.
12/7/99 Re-signed free agent Jeff Brantley.
12/12/99 Acquired Chris Brock from SF for Bobby Estalella.

3/10/00 Acquired Bobby Sismondo from DET for Wendell Magee, Jr.
3/27/00 Acquired Mickey Morandini from MTL for cash.
3/29/00 Acquired Trever Miller from HOU for Yorkis Perez.
3/31/00 Claimed Jason Boyd off waivers from MIL.
4/21/00 Claimed Brian R. Hunter off waivers from ATL.
5/10/00 Claimed Cesar King off waivers from TEX.

7/12/00 Acquired Bruce Chen and Jimmy Osting from ATL for Andy Ashby.
7/26/00 Acquired John Sneed (7/31) from TOR for Rob Ducey.
7/26/00 Acquired Omar Daal, Travis Lee, Vicente Padilla and Nelson Figueroa from ARI for Curt Schilling.
7/30/00 Acquired Kent Bottenfield from ANA for Ron Gant.
8/4/00 Acquired David Newhan (8/7) from SD for Desi Relaford.
8/6/00 Acquired Rob Ducey (8/7) from TOR for Mickey Morandini.
11/17/00 Signed free agent Jose Mesa.
11/28/00 Signed free agent Rheel Cormier.
12/15/00 Signed free agent Ricky Bottalico.

6/5/01 Acquired Jose Santiago from KC for Paul Byrd.
7/23/01 Acquired Todd Pratt from NYM for Gary Bennett.
7/27/01 Acquired Dennis Cook and Turk Wendell from NYM for Bruce Chen and Adam Walker.
7/27/01 Acquired Felipe Crespo from SF for Wayne Gomes.
11/9/01 Acquired Jesus Cordero and Eric Junge from LA for Omar Daal.
12/13/01 Acquired John Wasdin from BAL for Chris Brock.
12/15/01 Signed free agent Dave Hollins.
12/15/01 Re-signed free agent Todd Pratt.

1/8/02 Re-signed free agent Ricky Bottalico.
1/15/02 Signed free agent Terry Adams.
1/28/02 Signed free agent John Mabry.
1/29/02 Signed free agent Ricky Ledee.
3/28/02 Acquired Hector Mercado (3/30) from CIN for Reggie Taylor.
5/22/02 Acquired Jeremy Giambi from OAK for John Mabry.
5/26/02 Acquired Dan Plesac from TOR for Cliff Politte.
7/29/02 Acquired Placido Polanco, Mike Timlin and Bud Smith from STL for Scott Rolen, Doug Nickle and cash.
11/24/02 Signed free agent David Bell.
12/3/02 Signed free agent Jim Thome.
12/7/02 Re-signed free agent Dan Plesac.
12/15/02 Acquired Josh Hancock from BOS for Jeremy Giambi.
12/20/02 Acquired Kevin Millwood from ATL for Johnny Estrada.

1/16/03 Signed free agent Tyler Houston.

BROADCASTERS



HARRY KALAS

Born: 3/26/36, Chicago, IL... **Home:** Media, PA... Wife, Eileen; sons, Todd, Brad and Kane.

A broadcaster for 42 years, the past 32 with the Phillies beginning in 1971... 2002 winner of the Ford C. Frick Award from the National Baseball Hall of Fame and Museum; he received the award, given to a broadcaster who has made major contributions to baseball, during the induction ceremonies in Cooperstown, NY, on July 28, 2002... Other honors received in 2002 included the Board of Governor's Award at the Mid-Atlantic Emmy Awards, the Ken Garland Lifetime Achievement Award at the Philadelphia A.I.R. (Achievement in Radio) Awards and the Lifetime Achievement Award from the Philadelphia Sports Congress... Honored by the Phillies in 2000 for his 30 years of service... He and Veterans Stadium celebrated a silver anniversary season with the Phillies in 1995... Graduated from the University of Iowa in 1959 with a BA degree in Speech, Radio and Television... Drafted on graduation day, he spent the following two years in Hawaii with the Army... Served as Sports Director of KGU radio and broadcast games for the Hawaii Islanders and University of Hawaii... Was a member of the original Houston Astros broadcast team in 1965 and also broadcast University of Houston football and Southwest Conference basketball at that time... Among his many jobs, he has broadcast Big Five basketball and Notre Dame football... In addition to baseball, he currently tapes several programs for NFL Films, broadcasts Westwood One Radio Network football and provides voice-overs for numerous commercials... Has been named Pennsylvania Sportscaster of the Year 17 times (1978, 1980-90, 1992-96).



CHRIS WHEELER

Born: 8/9/45, Philadelphia, PA... **Home:** Blue Bell, PA... Single.

Joined the Phillies in 1971 as Assistant Director of Publicity and Public Relations... While a member of that department, he was added to the broadcast team in 1977 and has been on the air since then... Graduated from Penn State in 1967 with a BA degree in Journalism and Broadcasting... His first job was with WCAU Radio in Philadelphia as a news writer and reporter, and did traffic reports from an airplane... He then moved to WBBM Radio in Chicago, followed by a stint in New York with CBS Radio... In 1982, he was named Director of the Phillies' new Community Relations department... In 1991, he became the department's Director of the Speakers Bureau, a position he held through 1997... Additionally, "Wheels" was the camp coordinator for Phillies Dream Week, 1983-1999.



LARRY ANDERSEN

Born: 5/6/53, Portland, OR... **Home:** Philadelphia, PA... Single; three children, Angie, Tania and Chase.

Began his broadcast career with the Phillies in 1998... Offered Houston Astros broadcasting job in 1997 when Larry Dierker moved from the booth to the field, but opted instead to become Pitching Coach for the Phillies at Scranton (AAA)... Played 25 years of professional baseball, including 17 seasons with the Indians (1975-79), Mariners (1981-82), Phillies (1983-86; 93-94), Astros (1986-90), Red Sox (1990) and Padres (1991-92)... Played in the 1983 and 1993 World Series with the Phillies... Began his coaching career in Reading (1995-96)... Graduated from Interlake High School (Seattle, WA) in 1971, prior to being drafted by the Indians in the 7th round.



SCOTT GRAHAM

Born: 6/10/65, Belleville, NJ... **Homes:** Voorhees, NJ... Wife, Jill; three sons, Kyle, Brett and Mitchell.

Enters his fifth year of play-by-play for the Phillies in 2003... Began his career with the Phillies in 1991 as host of the pre- and post-game shows, a job he held through 2000... Graduated from the University of Pennsylvania with a BA degree in Political Science... Began his broadcasting career in college as the Quakers football and basketball play-by-play announcer on the students' radio stations (WXPN-FM and WQHS-AM)... Broadcast football for Delaware State (1990-92) and Penn (1993-95), was the voice of Philadelphia's Big Five basketball on WPHT-AM (1992-98) and worked for the American Sports Radio Network (1994), hosting national baseball call-in shows and handling play-by-play of major college football games... Joined CN8 (Comcast Network) in 1996, as the lead play-by-play voice for all sports... Did play-by-play for NFL and NFL Europe games on FOX the last four years... Broadcast MLB on FOX in '02... Also served as lead play-by-play voice for A10 Network basketball, 2001-03... Nominated for a Mid-Atlantic Emmy Award in 1998, 1999 and 2000... In addition, he is the camp coordinator for Phillies Fantasy Camp, held in Clearwater, FL.

BROADCASTERS



TOM MCCARTHY

Born: 7/5/68, Jersey City, NJ ... **Home:** Allentown, NJ ... Wife, Meg; four children, Patrick, Tommy, Maggie and Kerri.

In his third season as the host of the pre- and post-game shows ... Also hosts his own weekday afternoon-drive show on ESPN Radio 920 AM which concentrates on local sports ... A graduate of the College of New Jersey (BA degree in Communication), he spent six seasons with the Trenton Thunder, the AA affiliate of the Boston Red Sox; he was hired as Director of Public and Media Relations in 1993 and promoted to Assistant General Manager in 1996 ... Also worked as one of the team's broadcasters, doing play-by-play on radio and television (CN8) and earning a Mid-Atlantic Emmy Award in 2000 for his work on CN8 ... Left the Thunder after the 1999 season to pursue a full-time career in broadcasting, creating the first local-driven show on ESPN Radio 1680 AM ... He is also the play-by-play voice for Rutgers University football, as well as Princeton University men's basketball and does national radio shows on ESPN during the off-season.



RON BURKE

Born: 9/27/63, Richmond, VA ... **Home:** Broomall, PA ... Wife, Gloria; two children, Spencer and Madison.

2003 will be his third season as host of *Phillies Weekly*, which precedes Sunday games on UPN 57 ... Is also an anchor/reporter for Comcast SportsNet and serves as a rotating host for NBATV ... A 1985 graduate of James Madison University (BA degree in Communication) ... Was an original member of CSN when the channel launched in October 1997 before joining NBATV in October 1999 as a weekend host ... Returned to CSN in January 2002 ... For eight years, from September 1988 to January 1997, Ron worked at WCAU-TV in Philadelphia; he was the weekend sports anchor from 1988-91 and then the 11 p.m. sports anchor from 1991-96 ... While with WCAU, he reported from the Winter Olympics in Albertville, France in 1992 and Lillehammer, Norway in 1994 ... Also during his tenure, he hosted *The Randall Cunningham Show* from 1991-1995, earning a Mid-Atlantic Emmy Award in 1993 as Best Host ... Ron spent 1997 with WBIS-TV in New York City.

PHILLIES BROADCASTERS

Year	Broadcast Team
1936	Bill Dyer and Dolly Stark
1937	Dyer and Taylor Grant
1938	Walt Newton and Stoney McLinn
1939	Byrum Saam and Newton
1940	Saam and Les Vines
1941-42	Saam and Grant
1943-46	Saam and Roy Neal
1947-48	Saam and Chuck Thompson
1949	Saam and George Walsh
1950-51	Gene Kelly and Bill Brundige
1952	Kelly and Claude Haring
1953-54	Kelly and Walsh
1955-59	Kelly, Saam and Haring
1960-62	Saam, Haring and Frank Sims
1963-70	Saam, Rich Ashburn and Bill Campbell
1971-75	Saam, Ashburn and Harry Kalas
1976	Ashburn, Kalas, Robin Roberts and Andy Musser
1977-79	Ashburn, Kalas, Musser and Chris Wheeler
1980-82	Ashburn, Kalas, Musser, Wheeler and Tim McCarver
1983-86	Ashburn, Kalas, Musser and Wheeler
1987-89	Ashburn, Kalas, Musser, Wheeler and Garry Maddox
1990	Ashburn, Kalas, Musser, Wheeler, Jim Barniak and Mike Schmidt
1991	Ashburn, Kalas, Musser, Wheeler, Maddox and Barniak
1992-93	Ashburn, Kalas, Musser, Wheeler, Maddox, Kent Tekulve and Jay Johnstone
1994-95	Ashburn, Kalas, Musser, Wheeler, Maddox, Tekulve and Todd Kalas
1996-	Ashburn, Kalas, Musser, Wheeler, Tekulve, T. Kalas
1997	Ashburn, Kalas, Musser, Wheeler, Tekulve
1998	Kalas, Musser, Wheeler, Andersen,
1999-2001	Kalas, Musser, Wheeler, Andersen, Graham
2002-	Kalas, Wheeler, Andersen, Graham

PHILLIES TELEVISION NETWORK



**Television
Network**

The Phillies enter their sixth season in 2003 with the all-sports cable network, Comcast SportsNet (CSN). Comcast will carry 109 games, mainly on the CSN cable channel, in addition to three games from spring training. This season, CSN will enhance the fan experience with increased clarity of the action, as it begins producing select home Phillies games in high definition from its state-of-the-art mobile production facility.

WPSG-UPN 57 begins their fifth season with the Phils this year. They will broadcast three Grapefruit League games and 44 games during the regular season. UPN 57's sister station, KYW CBS-3, will carry the season opener on March 31.

Of the 162 Phillies games, 154 will be broadcast locally, with six other games being picked up nationally by FOX. The Phils have also been selected once for ESPN's Sunday Night Baseball, with the potential of three additional appearances in the second half of the season.

Once again, the 30-minute pre-game show *Phillies Weekly* will be aired before every Sunday telecast. Long-time Philadelphia sports anchor Ron Burke returns for his third season as host of the program.

Comcast SportsNet
WPSG-UPN 57
WLYH-UPN 15
WSWB-WB 38

Cable television (flagship)
Philadelphia, OTA (flagship)
Lebanon, Lancaster, Harrisburg, OTA
Scranton, Wilkes-Barre, OTA

**Comcast
SportsNet**

UPN 57
W P S G

PHILLIES RADIO NETWORK



**Radio
Network**

WPEN 950 AM returns for its second season as the flagship station of the Phillies. It will broadcast all 162 regular season Phillies games as well as 15 spring training games, including the spring opener. Prior to every game, WPEN will once again air *Phillies On-Deck* with Tom McCarthy, now in his third year as host of the 30-minute pre-game show.

PENNSYLVANIA

City	Station	Frequency
Philadelphia#	WPEN AM	950
Allentown	WKAP AM	1470
Bloomsburg	WHLM AM	930
Coatesville	WCOJ AM	1420
Gettysburg	WGET AM	1320
Harrisburg	WTKT AM	1460
Lancaster	WLPA AM	1490
Lansdale	WNPV AM	1440
Lebanon	WLBR AM	1270
Levittown	WBCB AM	1490
Lewistown	WCHX FM	105.5
Lock Haven	WBPZ AM	1230
Pottstown	WPAZ AM	1370
Pottsville	WPPA AM	1360
Reading	WEEU AM	830
Scranton	WEJL AM	630
Selinsgrove	WYGL AM	1240
Wilkes-Barre	WBAX AM	1240
York	WQXA AM	1250

DELAWARE

City	Station	Frequency
Wilmington	WDEL AM	1150

NEW JERSEY

City	Station	Frequency
Atlantic City	WUSS AM	1490
Atlantic City	WMID AM	1340
Cape May	WMID FM	102.3
Trenton	WBUD AM	1260
Wildwood	WCMC AM	1230

#Flagship Station





VETERANS STADIUM

Attendance	21-22
Field of Memories	17-19
Postponements	23
Qualifying Marks	27
Rules.....	26
Vet Home Runs	23-25
Vet Pitching.....	23
Vet Stadium Opens	20
Vet Ticket Prices, Diagram	16

VETERANS STADIUM

LOCATION

Broad Street and Pattison Avenue
3501 S. Broad Street
Philadelphia, PA 19148

MAILING ADDRESS

Phillies, P.O. Box 7575, Philadelphia, PA 19101

PHONE NUMBERS

(215) 463-6000 Executive Offices
(215) 463-1000 Tickets
(215) 463-5000 Season & Group Sales

FAX NUMBERS

Baseball Operations: (215) 755-9324
Executive Office: (215) 463-9434
Finance: (215) 952-8269
Marketing/Promotions/Com Rel: (215) 463-6025
New Ballpark: (215) 952-8384
Public Relations: (215) 389-3050
Stadium Op/Merch: (215) 463-8765
Sales Office: (215) 952-8268
Ticket Office: (215) 463-9878

DIMENSIONS

Home to LF - 330'
Home to CF - 408'
Home to RF - 330'
Power alleys - 371'
Home plate to grandstand - 60'
Height of outfield fence - 12'
1st and 3rd base to stands - 45'

HISTORY

Groundbreaking - October 2, 1967
Dedication - April 4, 1971
First Game - April 10, 1971

CAPACITY

61,831 for baseball

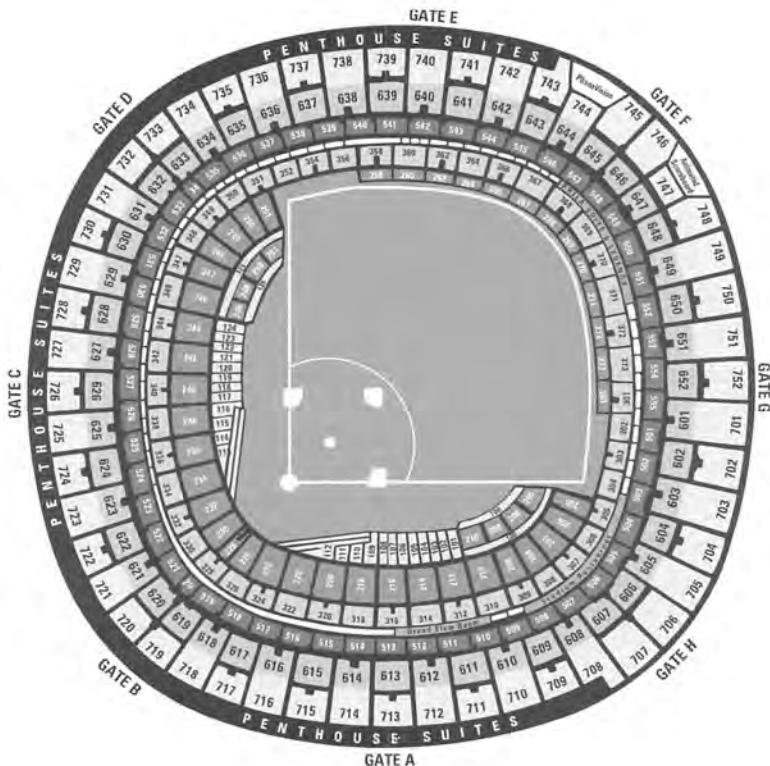
TICKET PRICES

	Seats	Price
Penthouse Suites	1,211	—
Super Boxes	1,783	—
Deluxe Boxes	1,304	—
Diamond Box	48	—
Field Boxes	10,346	\$28.00
Terrace Boxes	13,156	\$24.00
Loge Boxes	6,370	\$22.00
Reserved (600 level)	11,368	\$16.00
Reserved (700 level)		
& General Admission	16,245	\$10.00*

* Children's General Admission \$6.00, available on Day of Game only.

STARTING TIMES

7:05 p.m. - Night Games
1:35 p.m. - Sunday Afternoon Games



FIELD OF MEMORIES

VETERANS STADIUM "OUTTA HERE" AFTER 2003 BASEBALL SEASON

The records show that the first baseball game at Veterans Stadium was played on a Saturday afternoon, April 10, 1971. Since then, 512 players have worn Phillies pinstripes in 2,536 games. More than 64 million fans have attended those games in the first 32 seasons. Another 1.5 million attended 25 post-season games.

Now, one more historic season remains.

Following 32-1/2 years at Connie Mack Stadium, the Phillies moved into the brand new Vet, a crown jewel when it opened. It was heaven to baseball fans and the pride of the City. It was loved by all, even the media.

Come September 28, 2003, the last inning of the last regular-season game will be played in the stadium.

Generations of fans have fond memories of Phillies baseball at Connie Mack Stadium. The same is true of Veterans Stadium.

Memories...

Mike Schmidt and Steve Carlton are the greatest Phillies to play in the Vet.

For Schmitt, it started when he wore number 22 in his first Vet game. There was a game in which he batted eighth. Another time, he was the leadoff hitter. Then, a game in which he struck out on 12 pitches in his first four at-bats before hitting the 13th pitch for a dramatic 2-run, game-winning homer in the bottom of the ninth. Another time, he drove in the winning run with a squeeze bunt. And, would you believe, he stole three bases in one game. Of his 548 career homers, 265 came at the Vet. His first homer and last (548th) came at home. Oddly, his 100th, 200th, 300th, 400th and 500th milestone homers all came on the road.

Steve Carlton posted a 241-161 record while pitching for the Phillies for 14-plus seasons. Veterans Stadium was his place as 57.3% of his Phillies wins came at home (138-62). He also owns the best single-season record (17-3 in 1977). During his club-record 15-game winning streak in 1972, nine of those wins came at home, including numbers 14 and 15. The streak was stopped at the Vet, 2-1, in 11 innings against Atlanta on August 21. He picked up his 100th and 200th wins and 3,000th strikeout at the Vet. Needing three strikeouts to reach 3,000, he punched out the first three Expos in just four minutes, April 29, 1981.

Memories...

Willie Stargell hit the longest home run in Vet history the very first year, a towering drive into the 600-level exit in right field off Jim Bunning. No one has been able to match it.

Greg (The Bull) Luzinski belted a 500-foot home run off the Cubs' Burt Hooton, hitting the Liberty Bell mounted on the 400-level façade in center field during the early years of the Vet.

Memories...

There's the Zamboni that was used to vacuum the field after rain in the early years . . . Kite man crashed into the upper deck seats . . . The Great Wallenda walked across the top of the stadium, twice . . . Philadelphia Phil and Phillis were later replaced by Phillie Phanatic . . . For one game, the Phillies wore burgundy uniforms. Another time, they wore their blue road uniforms. For all other games it has been a pinstriped uniform, first burgundy stripes and later red ones . . . Late in their careers, Willie Mays and Hank Aaron each played first base in a game at the Vet . . . The first games at the Vet for Luzinski and Pat Burrell were as first basemen . . . Pitcher Don Carman got his first career hit after being hitless in his first 48 at-bats . . . Pete Rose broke Stan Musial's National League record for career hits . . . Juan Samuel's speed set a club record for stolen bases and produced electrifying triples . . . Von Hayes homered twice in the first inning en route to a massacre of the Mets . . . Terry Mulholland threw a no-hitter . . . Mitch Williams, who lived on the edge as a relief pitcher, sent everyone home with a game-winning single at 4:40 a.m. . . . Steve Jeltz became the first Phillies player ever to homer from each side of the plate in the same game . . . Curt Schilling threw a shutout in a World Series game . . . Gregg Jefferies hit for the cycle . . . Four times a player was traded and moved down the hall from the visiting clubhouse to the Phillies clubhouse: Joe Lefebvre, Sixto Lezcano, Lenny Dykstra and Roger Mason.

Memories...

One person has played in every season: organist Paul Richardson.

Memories...

Two All-Star Games were played here.

Memories...

The Phillies reached post-season play in three straight decades: 1970s, 1980s and 1990s, something very few NL teams can match. They won two League Championship Series on the turf (1983 and 1993), lost one (1977), won a World Series (1980) and saw the Baltimore Orioles celebrate a World Championship (1983).

Memories...

Shortstop Larry Bowa got the first hit at the Vet, third baseman Don Money the first home run and right-handed pitcher Jim Bunning picked up the first win.

FIELD OF MEMORIES

Memories...

And, of course, the greatest moment in Phillies history took place at the Vet, winning the World Championship on October 21, 1980, 11:29 p.m., to be precise.

The Phillies will have a season-long tribute to the great memories of the Vet in 2003.

The "Field of Memories" season will climax with the "Final Innings Weekend," September 26-27-28, against the Atlanta Braves, the final regular-season games. MAB Paints and Tastykake, two of the long-time sponsors of Phillies baseball at Veterans Stadium, will sponsor the last three days: a traditional post-game fireworks display after the final night game on the 26th; Philadelphia Phil and Phillis double bobbing head dolls for all fans on the last Saturday afternoon game on the 27th; and emotional post-game festivities on the 28th, when the entire 2003 team and an endless cast of Alumni will parade onto the artificial turf and touch home plate for the final time, 11,859 days after the stadium opened.

Veterans Stadium will eventually become a parking lot. Fans will park where the players once roamed.

A new, world-class, state-of-the art, grass and dirt, intimate ballpark will debut in April 2004, opening the doors for generations to connect with new memories.

FIELD OF MEMORIES EVENTS

Final Home Opener

Friday, April 4, 1:33 p.m. (Pittsburgh Pirates)

- ◆ The ceremonial first ball will be dropped from a helicopter as it was in 1971 stadium opener.
- ◆ The 2003 Phillies will wear 1971-styled uniforms all weekend, while the Pirates will feature their all-yellow uniforms they wore in the 1970s.
- ◆ All fans will receive a Phillies Rally Towel.
- ◆ Alumni from the 1971 season will be introduced pre-game.

Salute to the 1970s

Sunday, April 6, 1:35 p.m. (Pirates)

- ◆ The U.S. Army Golden Knights will parachute into the stadium with the ceremonial first ball as they did in the 1970s.
- ◆ All fans will receive will receive a 1971 Phillies burgundy cap.
- ◆ A video tribute to memories of the 1970s will be shown on PhanaVision pre-game.
- ◆ 1971 Alumni will be joined by other Alumni from the 1970s. Several Alumni will greet fans when the gates open.

Salute to the 1980s

Friday, June 20, 7:05 p.m. (Boston Red Sox)

- ◆ All fans will receive a 1980 World Champion bobbing head doll.

Saturday, June 21, 1:20 p.m. (Red Sox)

- ◆ Phillies Alumni Batting Challenge featuring six Alumni from the 1980s.

Sunday, June 22, 1:35 p.m. (Red Sox)

- ◆ All fans receive a 1980 World Champion bobbing head doll.
- ◆ A video tribute to some of the great memories and Alumni of the 1980s will be shown pre-game.
- ◆ Several Alumni from the 1980s will greet fans when the gates open and be part of a pre-game ceremony.

FIELD OF MEMORIES

Salute to the 1993 National League Champions

Saturday, July 19, 7:05 p.m. (Montreal Expos)

- ◆ Six members from the 1993 Phillies will participate in a pre-game Batting Challenge.

Sunday, July 20, 1:35 p.m. (Expos)

- ◆ Fans 15 and over will receive a 1993 Championship Season Video.
- ◆ Several members of the '93 club will greet fans at the gates when they open and the World Series team will be part of a pre-game video tribute.

Wacky Promotions Weekend

Friday, August 1, 7:05 p.m. (San Diego Padres)

- ◆ Cash Scramble, one of the popular promotions of the early years at the Vet, will return.

Saturday, Aug. 2, an old-fashioned 5:05 twi-night doubleheader (Padres)

- ◆ Throughout the years, the Phillies have had many wacky promotions at the Vet. Who'll make a return engagement this evening? Could it be Kiteman V?

Sunday, August 3, 1:35 p.m. (Padres)

- ◆ One of the first promotions for children in the Vet was a Bat Day on May 9, 1971 (Houston). Bat Day is back as all children 14 years of age and under will receive a Pat Burrell Louisville Slugger.

Fan Appreciation Day Finale

Sunday, September 21, 1:35 p.m. (Cincinnati Reds)

- ◆ A Phillies tradition started in 1971, the giving of memorabilia and prizes to fans. Some lucky fan will walk away with the grand prize—a 1971 automobile—on this afternoon.

The Final Innings, sponsored by MAB Paints and Tastykake

Friday, September 26, 7:35 p.m. (Atlanta Braves)

- ◆ Last regular-season night game in Veterans Stadium history.
- ◆ Pre-game introductions: Phillies scouting and player development personnel.
- ◆ Stadium lights are turned off for the last time.
- ◆ Final post-game aerial fireworks show, a Veterans Stadium tradition, courtesy of MAB Paints and Tastykake.

Saturday, September 27, 1:05 p.m. (Braves)

- ◆ The U.S. Navy Leap Frogs will parachute into the stadium, their sixth and final appearance at the Vet.
- ◆ Phillies' All-Veterans Stadium team will be introduced pre-game.
- ◆ All fans will receive a Philadelphia Phil and Phillis dual bobbing head doll, courtesy of MAB Paints and Tastykake.

Sunday, September 28, 1:35 p.m. (Braves)

- ◆ Final regular-season game in the 33-year history of the Vet.
- ◆ All fans will receive a lanyard to hold their historic final Vet ticket, courtesy of MAB Paints and Tastykake.
- ◆ Phillies final lineup card to be presented by managers Bowa, Green, Ozark, Fregosi and Owens.
- ◆ Post-game: an emotional show featuring the 2003 Phillies and an endless parade of Alumni ... the last time the players will touch home plate (fans urged to bring cameras and handkerchiefs).

VETERANS STADIUM OPENS

The Phillies and the Montreal Expos, the teams that closed Connie Mack Stadium the previous October 1, opened Veterans Stadium on Saturday afternoon, April 10, 1971, a 2:15 game.

It was a chilly (48 degrees) and windy (20-34 mph west winds) day that saw the Phillies prevail, 4-1. Jim Bunning, at 39 the oldest starting pitcher in the major leagues, won his 220th career game.

The crowd of 55,352 was the largest ever to attend a major league game in Pennsylvania.

The Vet was the pride of the City of Philadelphia, Phillies, Eagles and fans when it opened, a crown jewel. It was one of the circular, multi-sport facilities of that era that featured the latest technology in playing surfaces, artificial turf "neat and trim as a pool table."

The *Philadelphia Sunday Bulletin* described the Vet with a simple but descriptive headline following the opening, "It's beautiful." *Sports Illustrated* echoed the sentiment: "It is a beautiful place. The seats are roomy and they offer excellent visibility."

"Got to be the best new park in baseball," said Gene Mauch, Expos manager. "Looks like they've taken the good things from all the other new parks, added some things of their own and whipped them into a pretty good place."

Vet "Firsts"

Batter:	Montreal CF Boots Day.
Pitcher:	Phillies RHP Jim Bunning.
Pitch:	Day grounded to Bunning, who threw to 1B Deron Johnson.
Hit:	Phillies SS Larry Bowa, a single to right field off RHP Bill Stoneman on a 3-1 count in the 1st inning.
Double:	Montreal 2B Ron Hunt, a pop fly double to right field in the 6th inning.
Triple:	Bowa lined a triple in the alley between right and center in the 7th inning.
Run:	Hunt, on a double by 3B Bob Bailey in the 6th inning.
Home run:	Phillies 3B Don Money, a 2-2 pitch off Stoneman into the lower left field seats; 6th inning, one on.
Stolen base:	Hunt.
Strikeout:	Stoneman by Bunning on three pitches in the 2nd inning.
Walk:	Hunt by Jim Bunning.
Pinch-hitter:	Tony Taylor; batted for Denny Doyle in the 6th and grounded into a double play.
Victory:	Bunning.
Loss:	Stoneman.
Save:	Joe Hoerner.

Dedication

Dedication was held on Sunday afternoon, April 4, 1971, at 2 p.m. with Mayor James H. J. Tate offering the dedicatory address. "Our city regains the distinction of being the sports capital of the nation," said Mayor Tate. "Other new stadiums can't match Veterans Stadium for attractiveness, comfort, convenience, accessibility and, most importantly, for watching sporting events of all kinds."

Phillies Veterans Stadium Numbers

Seasons.....	32
Games.....	2,536
Wins.....	1,366
Losses.....	1,167
Ties.....	3
Winning percentage.....	.539
Attendance.....	64,440,340
Home runs by Mike Schmidt.....	265
Wins by Steve Carlton.....	138

Post-Season

Wins.....	11
Losses.....	14
Attendance.....	1,522,493

ATTENDANCE

VETERANS STADIUM OPENERS

The Phillies have a 14-18 record in opening games at the Vet.

Date	Opponent	Result	D/N	Attend.	WP	LP
4/10/71	Montreal	W, 4-1	D	55,352	BUNNING	Stoneman
4/17/72	St. Louis	L, 5-4	N	38,182	Santorini	HOERNER
4/10/73	Montreal	W, 7-5	N	40,804	CARLTON	Torrez
4/6/74	New York	W, 5-4	D	40,222	SCARCE	McGraw
4/11/75	St. Louis	L, 6-1	N	44,834	McGlothen	TWITCHELL
4/10/76	Pittsburgh	L, 5-4	D	42,147	Demery	McGRAW
4/9/77	Montreal	L, 4-3	D	43,367	Brown	CARLTON
4/7/78	St. Louis	L, 5-1	N	47,791	Forsch	CARLTON
4/10/79	Pittsburgh	W, 7-3	N	48,251	RUTHVEN	Romo
4/11/80	Montreal	W, 6-3	N	48,460	CARLTON	Rogers

4/13/81	Pittsburgh	W, 5-1	N	60,404	CARLTON	Candelaria
4/8/82	New York	L, 7-2	D	15,345	Jones	CARLTON
4/12/83	New York	W, 4-3 (10)	D	31,236	REED	Allen
4/10/84	Houston	W, 3-1	D	37,236	DENNY	Ryan
4/9/85	Atlanta	L, 6-0	N	35,361	Mahler	CARLTON
4/11/86	New York	L, 9-7	N	36,190	Ojeda	GROSS
4/10/87	Chicago	L, 4-3	N	43,212	Lynch	GROSS
4/5/88	Pittsburgh	L, 5-3	N	46,394	Dunne	RAWLEY
4/8/89	St. Louis	W, 5-4 (11)	N	23,741	PARRETT	Costello
4/13/90	St. Louis	L, 11-0	N	32,183	Tudor	HOWELL

4/12/91	St. Louis	W, 11-4	N	38,227	COMBS	Moyer
4/7/92	Chicago	L, 4-3	D	60,431	Maddux	MULHOLLAND
4/9/93	Chicago	L, 11-7	D	60,985	McElroy	RIVERA
4/11/94	Colorado	L, 8-7	D	58,627	Ruffin	MASON
4/28/95	Pittsburgh	W, 5-2	N	47,088	QUANTRILL	Neagle
4/2/96	Colorado	L, 5-3	N	36,751	Ritz	FERNANDEZ
4/11/97	San Diego	L, 8-3	D	36,774	Hitchcock	SCHILLING
4/7/98	Florida	W, 9-8 (10)	N	41,158	BOTTALICO	Sanchez
4/12/99	Atlanta	L, 8-6	D	37,582	Cather	RYAN
4/10/00	New York	W, 9-7	N	47,115	TELEMACO	Rodriguez
4/6/01	Chicago	L, 3-2	D	36,380	Tavarez	WOLF
4/5/02	Florida	W, 6-2	D	50,942	DUCKWORTH	Tavarez

VETERANS STADIUM ATTENDANCE

YEAR	TOTAL	DATES	AVG./DATE
1971	1,511,223	75	20,149
1972	1,343,329	74	18,153
1973	1,475,934	75	19,679
1974	1,808,648	77	23,488
1975	1,909,233	74	25,800
1976	2,480,150	78	31,797
1977	2,700,007	79	34,178
1978	2,583,389	77	33,551
1979	2,775,011	77	36,039
1980	2,651,650	78	33,996
1981	1,638,932	54	30,351
1982	2,367,394	77	30,862
1983	2,128,339	75	28,378
1984	2,062,696	77	26,789
1985	1,830,350	78	23,466
1986	1,933,335	78	24,786
1987	2,100,110	79	26,584
1988	1,990,041	78	25,513

YEAR	TOTAL	DATES	AVG./DATE
1989	1,861,985	74	25,162
1990	1,992,484	77	25,876
1991	2,050,012	83	24,699
1992	1,927,448	78	24,711
1993	3,137,674	80	39,221
1994	2,290,971	58	39,500
1995	2,043,588	71	28,783
1996	1,801,677	78	23,098
1997	1,490,638	77	19,359
1998	1,715,702	79	21,718
1999	1,825,337	80	22,817
2000	1,612,769	80	20,160
2001	1,782,054	78	22,847
2002	1,618,230	79	20,484
TOTAL	64,440,340	2432	26,497
AVERAGE	2,013,761		

SMALLEST VET CROWDS

There have been 61 crowds under 10,000 since Veterans Stadium opened in 1971. The "top" 10:

1.	4,149	5/6/74	6.	5,297	9/19/91
2.	4,288	5/7/74	7.	5,311	4/18/72
3.	5,057	9/12/72	8.	5,335	9/27/72
4.	5,081	5/8/74	9.	5,466	7/6/72
5.	5,130	4/12/73	10.	5,477	4/29/75

*The game on 9/19/91 was originally scheduled to be played in Montreal, but was moved to Veterans Stadium because of fallen concrete at Olympic Stadium.

ATTENDANCE RECORDS

	ATTEND.	DATE	OPP
Largest	63,816	7/3/84	CIN
Smallest (Vet only)	4,149	5/6/74	SD
Single Game-Night	63,816	7/3/84	CIN
-Day	60,985	4/9/93	CHI
Doubleheader-Day	40,720	5/11/47	BKN
-Two-Nighter	63,346	8/10/79	PIT
Home Opener-Day	60,985	4/9/93	CHI
-Night	60,404	4/13/81	PIT
Memorial Day	51,381	5/28/79	CHI
Independence Day	63,283	7/4/77	NYM
Labor Day	50,869	9/1/97	NYN
Monday	63,501	7/5/82	SF
Tuesday	63,816	7/3/84	CIN
Wednesday	57,903	6/23/93	ATL
Thursday	55,884	7/29/93	STL
Friday	63,346	8/10/79	PIT
Saturday	58,086	7/3/99	CHI
Sunday	60,120	5/6/73	ATL
Businessperson's Special	57,903	6/23/93	ATL
Day of Game Sale-Night	27,720	7/5/82	SF
-Day	22,511	8/5/82	MTL
Sellouts	8	1993	
Consecutive Crowds, 40,000-plus	20	7/10-8/29/1993	
Crowds, 50,000-plus	16	1993	

BY TEAM

	ATTEND.	DATE	D/N
Arizona	35,093	8/26/01	D
Atlanta	60,120	5/6/73	D
Chicago	61,177	7/15/77	TWN
Cincinnati	63,816	7/3/84	N
Colorado	58,627	4/11/94	D
Florida	58,508	6/20/93	D
Houston	57,386	6/10/81	N
Los Angeles	60,942	7/5/76	N
Milwaukee	55,393	7/3/98	N
Montreal	55,352	4/10/71	D
New York Mets	63,283	7/4/77	N
Pittsburgh	63,346	8/10/79	TWN
St. Louis	60,561	8/10/81	N
San Diego	57,521	7/3/93	N
San Francisco	63,501	7/5/82	N

SEASON

	ATTEND.	DATE
Home Total	3,137,674	1993
Home Average	39,221	80 dates, 1993
Road Total	2,666,219	1993
Road Average	32,916	81 dates, 1993
4 games, 4 days	185,679	FLA (6/17-18-19-20/93)
4 games, 3 days	157,575	PIT (8/10-11-13/79)
3 games, 3 days	172,556	ATL (9/24-25-26/93)
5 games, 4 days	186,389	MTL (7/6-7-8-9/78)
2 games, 2 days	85,971	SF (7/5-6/82)
6-date homestand	289,883	STL-PIT (7/27-8/1/93)

TOP TEN

Regular Season Only

63,816	7/3/84	CIN-N
63,501	7/5/82	SF-N
63,346	8/10/79	PIT-TWN
63,283	7/4/77	NYM-N
61,475	7/3/86	CIN-N
61,777	7/15/77	CHI-TWN
60,985	4/9/93	CHI-D
60,942	7/5/76	LA-N
60,561	8/10/81	STL-N
60,431	4/7/92	CHI-D

Overall

67,064	10/16/83	WS #5
66,947	10/15/83	WS #4
65,838	10/21/80	WS #6
65,792	10/14/83	WS #3
65,791	10/14/80	WS #1
65,775	10/15/80	WS #2
65,476	10/8/80	LCS #2
65,277	10/7/80	LCS #1
64,924	10/8/77	LCS #4
63,974	7/13/76	ASG

POSTPONED GAMES AT THE VET

There have been 82 games postponed in the 32-year history of Veterans Stadium. The most in one season was eight in 1989. The Phils went 189 playing dates between postponements from June 18, 1990 to August 13, 1992. Opening Day was postponed in 1979, 1989 and 1996 by rain and twice in 1982 by snow.

Postponed Games by Year

1971 - 2	1983 - 6
1972 - 4	1984 - 2
1973 - 1	1985 - 0
1974 - 1	1986 - 3
1975 - 4	1987 - 3
1976 - 0	1988 - 4
1977 - 0	1989 - 8
1978 - 3	1990 - 3
1979 - 4	1991 - 0
1980 - 2	1992 - 4
1981 - 1	1993 - 1
1982 - 4	1994 - 2

Postponed Games by Team

13 - Pirates
11 - Cardinals
9 - Expos
8 - Padres
7 - Mets, Braves
6 - Cubs
5 - Giants
4 - Dodgers, Reds
3 - Astros, Marlins
1 - Rockies, Diamondbacks

PITCHING

TOP WINNERS AT THE VET (MINIMUM 10 WINS)

Pitcher	Year	Record	Pct.	Pitcher	Year	Record	Pct.
Steve Carlton (LH)	1977	17-3	.850	Terry Mulholland (LH)	1991	11-2	.846
Steve Carlton (LH)	1972	14-5	.737	Steve Carlton (LH)	1975	11-3	.786
Jim Lonborg	1976	13-3	.813	Steve Carlton (LH)	1974	11-4	.733
Steve Carlton (LH)	1982	13-4	.765	Steve Carlton (LH)	1980	11-5	.688
Tom Underwood (LH)	1975	12-2	.857	Tommy Greene	1993	10-0	1.000
Robert Person	2001	12-2	.857	Larry Christenson	1977	10-2	.833
Mitch Williams (LH)	1991	12-5	.706	Steve Carlton (LH)	1978	10-5	.667
Steve Carlton (LH)	1976	11-2	.846	Rick Wise	1971	10-6	.625
John Denny	1983	11-2	.846				

VET INSIDE-THE-PARK HOME RUNS

8/18/1972 Larry Bowa vs HOU	6/12/1985 Glenn Wilson vs NYM	5/14/1999 Bobby Abreu vs NYM
7/10/1976 Bob Boone vs SD	7/24/1985 Von Hayes vs HOU	7/2/1999 Scott Rolen vs CHI
7/23/1976 Dave Cash vs PIT	8/25/1985 Juan Samuel vs SF	8/27/2000 Bobby Abreu vs SF
7/3/1977 Mike Schmidt vs PIT	5/15/1989 Bob Dernier vs SF	5/10/2002 Doug Glatville vs ARI
9/16/1978 Mike Schmidt vs NYM	7/24/1990 Lenny Dykstra vs NYM	
7/31/1979 Bake McBride vs CHI	5/26/1992 Mickey Morandini vs ATL	
8/21/1980 Larry Bowa vs SD	9/24/1992 Juan Bell vs CHI	
8/30/1982 Mike Schmidt vs ATL	4/28/1999 Ron Gant vs CIN	

VETERANS STADIUM HOME RUNS

UPPER DECK HOMERS

RIGHT FIELD			Section	Row	Seat
1.	6/25/1971	- Willie Stargell (PIT) off Jim Bunning.....	601	exit	—
2.	7/5/1977	- Jay Johnstone off Pat Zachry (NYM)	503	2	4
3.	8/16/1978	- Richie Hebner off Bob Welch (LA)	502	2	8
4.	6/27/1985	- Von Hayes off Kurt Kepshire (STL)	501	3	10
5.	4/12/1987	- Leon Durham (CHI) off Steve Bedrosian	503	1	1
6.	9/15/1989	- Von Hayes off Scott Terry (STL)	502	1	18
7.	*10/7/1993	- Fred McGriff (ATL) off Tommy Greene	501	1	12
8.	7/26/1995(2)	- Tony Longmire off Jason Christiansen (PIT).....	502	1	8
9.	8/18/1995	- Barry Bonds (SF) off Tyler Green.....	502	2	12
10.	4/16/1996	- Ed Taubensee (CIN) off Rich Hunter	502	6	2
11.	6/5/1997	- Brant Brown (CHI) off Mark Leiter	555	1	1
12.	8/27/1997	- Ken Caminiti (SD) off Curt Schilling.....	502	1	1
13.	9/13/1998	- Bobby Abreu off Francisco Cordova (PIT)	503	1	2
14.	5/14/1999	- John Olerud (NYM) off Chad Ogea	501	1	1
15.	9/6/1999	- Bobby Abreu off Jose Lima (HOU).....	501	3	7
16.	5/16/2000	- Jim Edmonds (STL) off Robert Person	555	5	11
17.	5/19/2001	- J.D. Drew (STL) off Robert Person	501	3	8
18.	8/24/2001	- Luis Gonzalez (ARI) off Turk Wendell.....	503	1	2
19.	4/7/2002	- Cliff Floyd (FLA) off Jose Mesa.....	503	1	17
20.	8/3/2002	- Shawn Green (LA) off Dan Plesac	501	2	4

CENTER FIELD			Section	Row	Seat
1.	6/27/1971	- Roberto Clemente (PIT) off Joe Hoerner.....	—	—	—
2.	8/20/1971	- Richie Allen (LA) off Barry Lersch	—	—	—
3.	5/16/1972	- Greg Luzinski off Burt Hooton (CHI)	off Liberty Bell (400 level)		
4.	8/21/1973	- Nate Colbert (SD) off Ken Brett	5th level catwalk		
5.	6/2/1974	- Greg Luzinski off Randy Moffit (SF).....	4th level catwalk		
6.	4/17/1975	- Mike Schmidt off Ray Burris (CHI).....	right edge of scoreboard		
7.	6/21/1997	- Andruw Jones (ATL) off Matt Beech	545	5	2

LEFT FIELD			Section	Row	Seat
1.	4/17/1971	- Earl Williams (ATL) off Barry Lersch.....	—	—	—
2.	5/22/1971	- Lee May (CIN) off Barry Lersch	—	—	—
3.	6/26/1971	- Bob Robertson (PIT) off Billy Wilson	—	—	—
4.	9/7/1971	- Greg Luzinski off R. Cleveland (STL) 1st ML HR.....	570	3	3
5.	6/3/1972	- Johnny Bench (CIN) off Steve Carlton	571	3	—
6.	8/18/1972	- Deron Johnson off Dave Roberts (HOU)	570	—	—
7.	5/9/1973	- Johnny Bench (CIN) off Steve Carlton.....	foul pole		
8.	7/10/1973	- Greg Luzinski off Tom House (ATL)	572	4	5
9.	7/11/1973	- Dusty Baker (ATL) off Mike Wallace.....	571	3	4
10.	7/11/1973	- Greg Luzinski off Jim Freeman (ATL)	580	5	4
11.	8/22/1973	- Bill Robinson off Steve Arlin (SD)	569	—	—
12.	8/27/1973	- Dave Kingman (SF) off Jim Lonborg.....	570	5	—
13.	9/1/1973	- Mike Anderson off Balor Moore (MTL)	573	4	—
14.	6/1/1974	- Mike Schmidt off Mike Caldwell (SF)	575	3	3
15.	7/29/1974	- Mike Schmidt off Jerry Reuss (PIT)	571	1	3
16.	7/18/1975	- Mike Schmidt off Wayne Granger (HOU)	569	7	8
17.	8/10/1975	- Gary Matthews (ATL) off Dick Ruthven	—	—	—
18.	5/8/1976	- Greg Luzinski off Tommy John (LA)	578	1	6
19.	10/10/1976	- Greg Luzinski off Pat Zachry (NYM)	574	3	8
20.	7/5/1977	- Mike Schmidt off Pat Zachry (NYM)	569	1	8
21.	7/13/1977	- Greg Luzinski off Tom Underwood (STL).....	575	4	8
22.	7/13/1977	- Greg Luzinski off Tom Underwood (STL).....	570-571	4	aisle
23.	9/30/1977	- Greg Luzinski off Stan Bahnsen (MTL)	571-572	3	aisle
24.	5/19/1979	- Tony Perez (MTL) off Doug Bird	580	2	—
25.	5/16/1982	- Gary Matthews off Atlee Hammaker (SF).....	—	—	—
26.	7/7/1982	- Gary Matthews off Tim Lollar (SD)	572	1	—
27.	8/29/1983	- Luis Salazar (SD) off Steve Carlton.....	570	1	—
28.	8/31/1984	- Chili Davis (SF) off Jerry Koonsman.....	578	2	—
29.	5/27/1985	- John Russell off Mark Thurmond (SD)	575	1	4
30.	8/27/1985	- Carmelo Martinez (SD) off Dave Rucker	571	1	3
31.	6/25/1986	- Mike Schmidt off Scott Sanderson (CHI)	571	2	4
32.	8/9/1987	- Jack Clark (STL) off Bruce Ruffin	573	6	4
33.	9/13/1988	- Andre Dawson (CHI) off Bill Dawley	573	2	5
34.	7/28/1989	- Charlie Hayes off Rick Reed (PIT).....	577	3	4
35.	7/6/1991	- Hubie Brooks (NYM) off Bruce Ruffin	—	—	—

VETERANS STADIUM HOME RUNS

UPPER DECK HOMERS (CONTINUED)

LEFT FIELD (continued)		Section	Row	Seat
36.	8/20/1991 - Wes Chamberlain off John Smiley (PIT)	570	3	3
37.	5/13/1992 - Matt Williams (SF) off Kyle Abbott	570	2	2
38.	6/22/1993 - Francisco Cabrera (ATL) off Danny Jackson	570	2	4
39.	7/31/1993 - Pete Incaviglia off Dave Otto (PIT)	570	2	6
40.	4/13/1994 - Ellis Burks (COL) off Ben Rivera	575	3	16
41.	8/11/1995 - Mark Whiten off Bill Pulsipher (NYM)	539	2	5
42.	8/18/1995 - Mark Whiten off Terry Mulholland (SF)	542	1	15
43.	8/20/1995 - Matt Williams (SF) off Jeff Juden	541	2	14
44.	4/3/1996 - Ellis Burks (COL) off Mike Grace	540	3	2
45.	7/22/1996 - Eric Davis (CIN) off Terry Mulholland	540	2	5
46.	6/3/1997 - Rex Hudler off Kent Mercker (ATL)	538	1	5
47.	7/17/1997 - Rondell White (MTL) off Wayne Gomes	538-539	5	aisle
48.	9/15/1997(2) - Butch Huskey (NYM) off Matt Beech	638	3	19
49.	5/19/1998 - Mark McGwire (STL) off Wayne Gomes	541	2	2
50.	4/18/1999 - Preston Wilson (FLA) off Carlton Loewer	539	1	8
51.	5/3/1999 - Ruben Rivera (SD) off Chad Ogea	638	1	1
52.	9/4/1999 - Jeffrey Hammonds (CIN) off Paul Byrd	541	2	13
53.	4/25/2000 - Kelly Stinnett (ARI) off Amaury Telemaco	540	1	1
54.	5/18/2000 - Mark McGwire (STL) off Curt Schilling	542	6	13
55.	6/7/2000 - Ron Gant off Mark Guthrie (TB)	540	3	3
56.	8/8/2000 - Pat Burrell off Kevin Walker (SD)	538	5	10
57.	9/13/2000 - Pat Burrell off Jeremy Powell (MTL)	538	4	8
58.	5/27/2001(2) - Vladimir Guerrero (MTL) off Paul Byrd	540	2	7
59.	8/25/2001 - Matt Williams (ARI) off Dennis Cook	538	1	8
60.	4/12/2002 - Juan Encarnacion (CIN) off Randy Wolf	539	1	2
61.	4/23/2002 - Pat Burrell off Jason Boyd (SD)	538	2	3
62.	7/7/2002 - Wil Cordero (MTL) off Carlos Silva	538	1	10

*Postseason

Team Totals		Leading Phillies		Leading Opponents	
Phillies	2,125	1. Mike Schmidt	265	1. Barry Bonds	27
Opponents	2,079	2. Greg Luzinski	130	2. Gary Carter	26
1. Expos	229	3. Von Hayes	77	3. Andre Dawson	21
2. Mets	225	4. Scott Rolen	73	4. Matt Williams	19
3. Braves	194	5. Darren Daulton	67	5. Johnny Bench	17
4. Pirates	188	6. Bobby Abreu	58	Dave Parker	17
5. Cubs	178	7. Juan Samuel	52	7. Dave Kingman	16
6. Reds	173	8. Garry Maddox	47	Mike Piazza	16
7. Cardinals	167	9. Mike Lieberthal	46	9. Ryne Sandberg	15
8. Giants	146	10. Bob Boone	36	Ron Cey	15
Dodgers	146	11. Willie Montanez	35	Dale Murphy	15
10. Astros	121	Lenny Dykstra	35	Darryl Strawberry	15
11. Padres	118	Rico Brogna	35	13. Willie Stargell	14
12. Marlins	60	Pat Burrell	35	Andres Galarraga	14
13. Rockies	46	15. Dave Hollins	34	Andruw Jones	14
14. Diamondbacks	30	16. John Kruk	32	16. Dusty Baker	13
15. Orioles	16	17. Ricky Jordan	30	Eric Davis	13
16. Brewers	15	18. Deron Johnson	29	George Foster	13
17. Yankees	7	19. Richie Hebner	27	Pedro Guerrero	13
18. Blue Jays	6	Pete Incaviglia	27	George Hendrick	13
Red Sox	6			Jeff Bagwell	13
20. Twins	3			Reggie Sanders	13
White Sox	3				
22. Devil Rays	2				
TOTAL:	4,204				

MOST ONE SEASON:

Phillies - 101, 1977; Schmidt - 25, 1980
Opponents - 21, 1971 (Pirates); Carter (Expos) - 7, 1978

RULES

VETERANS STADIUM GROUND RULES

DUGOUTS - Ball has to actually enter dugout area or hit the yellow bars or yellow line to be considered out of play. Ball entering open area above end of dugout inside yellow line is considered **OUT OF PLAY**.

FOUL NETS - (Poles) are located behind the outfield fence and in fair territory. Balls hitting the nets are to be considered **HOME RUNS**.

FENCES - Glass areas have openings at top. If ball sticks in opening it is a **GROUND RULE DOUBLE**. Ball off the **YELLOW LINE** at top of fence is **IN PLAY**.

In left and right field the stands protrude to a point near the foul lines. If ball lands in fair territory and bounces over the points and lands in the playing area, it is considered to be in the stands and ruled a **GROUND RULE DOUBLE**.

A ball landing in fair territory and hitting pipe to right of RF foul pole is **IN PLAY**.

DOCTORED BAT: If a filled or "doctored" bat is used, the player is to be called out and ejected from the game and is subject to additional penalties. Any balls hit by an illegal bat do not count. If the umpire sees the illegal bat before it is used, he issues a warning, but there is no penalty.

NIGHT GAME: Any game scheduled to start after 5 p.m. will be considered a night game. If a game is scheduled to start at 5 p.m. and is delayed for any reason it will be considered a day game. If a game is scheduled to start at 5:01 p.m. it will be considered a night game. Two-night doubleheaders shall be considered two night games.

PINCH HITTERS: A player shall be considered a pinch hitter only if he enters the game as a substitute batter and only on his first time at bat which must be before he becomes a fielder. If the team bats around and a pinch hitter comes up a second time in the inning in which he first appeared, he will not be considered a pinch hitter during that second time up.

ROSTER LIMITS: 40 until Opening Day, when the number must be reduced to 25 until September 1, when it again becomes 40 (maximum).

SUSPENDED GAME RULE: For the purpose of this rule, all performances in the completion of a suspended game shall be considered as occurring on the original date of the game. A game terminated by curfew or by a prearranged time limit is a suspended game if it has progressed to be an official game (4 1/2 or 5 innings). A game terminated by light failure or malfunction of a mechanical field device under control of the home club is a suspended game anytime after it begins. **Rule 4.11 (d)** . . . A called game ends at the moment the umpire terminates play; **EXCEPTION:** If the game is called while an inning is in progress and before it is completed, the game becomes a suspended game in each of the following situations: (1) The visiting team has scored one or more runs to tie the score and the home team has not scored. (2) The visiting team has scored one or more runs to take the lead and the home team has not tied the score or retaken the lead.

Suspended games shall be resumed at the exact point of suspension immediately preceding the next scheduled, single game between the two clubs at the same site.

Any legal game called due to weather with the score tied is a tie game and must be replayed in its entirety.

WAIVER AND DRAFT PRICES: The waiver price is \$20,000 and the Major League Draft price is \$50,000.

YEARS OF SERVICE: 172 days constitute a full major league year of service.

RAIN RULES

A game is in the hands of the home team up until the game starts, unless the game is in the final series of the season between the two teams. Once a game has started, the Umpire-in-Chief assumes the right to determine whether the game shall be stopped because of bad weather or unfit playing conditions.

When a game is temporarily suspended because of rain, umpires must wait 1 hour and 15 minutes before calling the game. Should there be a second suspension, umpires shall wait at least 45 minutes before calling a game. For a third and any subsequent rain delays umpires are to wait at least 30 minutes.

QUALIFYING MARKS

BATTING CHAMPIONSHIP: Highest batting average and 502 or more plate appearances. However, if there is any player with fewer than the required number of plate appearances whose average would be the highest if he were charged with the required number of official at-bats, then that player shall be awarded the championship.

PITCHING CHAMPIONSHIP: Lowest ERA and 162 or more innings pitched.

FIELDING CHAMPIONSHIP: Highest fielding average and (a) catcher must have played in at least 81 games; (b) infielder or outfielder must have played in at least 108 games; and (c) pitcher must have 162 innings pitched.

ROOKIE: A player shall be considered a rookie unless, during a previous season or seasons, he has (a) exceeded 130 at-bats or 50 innings pitched in the major leagues; or (b) accumulated more than 45 days on the active roster of a major league club or clubs during the period of the 25-player limit.

SAVE: Credit a pitcher with a save when:

- (1) He is finishing pitcher in a game won by his club;
- (2) He is not the winning pitcher, and
- (3) He qualifies under one of the following conditions:
 - (a) He enters the game with a lead of no more than three runs and pitches for at least one inning, or
 - (b) He enters the game with the potential tying run either on base, at bat or on deck, or
 - (c) He pitches effectively for at least three innings.

No more than one save may be credited in each game.

CONSECUTIVE-GAME HITTING STREAK: A consecutive-game hitting streak shall not be terminated if all the player's plate appearances result in a walk, hit batsman, defensive interference or a sacrifice bunt. The streak shall terminate if the player has a sacrifice fly and no hit.

CONSECUTIVE-GAME PLAYING STREAK: A consecutive-game playing streak shall extend if the player plays one half-inning on defense, or if he completes a time at bat by reaching base or being put out. A pinch-running appearance only shall not extend the streak. If a player is ejected from a game by an umpire before he can comply with the requirements of this rule, his streak shall continue.

HOW TO FIGURE

BATTING AVERAGE: Divide at-bats into hits.

ERA: Multiply earned runs by nine and divide the total by innings pitched.

SLUGGING PERCENTAGE: Divide total bases by the total times at bat (not including walks, sacrifices, hit by pitcher or interference).

ON-BASE PERCENTAGE: Divide the on-base total (hits, walks, hit by pitcher, and interference) by total plate appearances (at-bats, walks, hit by pitcher and sacrifice flies).

FIELDING AVERAGE: Divide the total putouts and assists by total chances (putouts, assists and errors).

WINNING PERCENTAGE: Divide the number of games won by the total games played.

MAGIC NUMBER: Determine the number of games yet to be played, add one, then subtract the number of games ahead in the loss column of the standings from the closest opponent.

WAIVERS

Major League waivers must be secured for all Major League trades from August 1st until the day after the regular season concludes. No waivers are required to trade a Major League player at any other time.



Buy
the gear.



Wear
the gear.



Be
the fan.



Shop
phillies.com

Go to the Official Site of the Phillies
and click on "Shop."



phillies.com, for all things baseball





HISTORY

All-Time Roster	35-39
All-Time W/L Records	34
Coaches	39
Community Involvement	32
Division Series Summary	54
Important Dates.....	33
Interleague Play.....	34
Last Time It Happened	42
League Championship Series Summary	54-55
Long Games	42
Managers.....	40
Opening Day History.....	43
Phanatic Bio	44
Regulars By Position.....	46-49
Retired Numbers	50-53
Service Time	45
Stadiums.....	33
Team History	30-31
Tie Games.....	33
Trades, Club-by-Club.....	44
Uniform Numbers.....	33
World Series Summary.....	55-56
Year-by-Year Finish.....	41

PHILLIES TEAM HISTORY

Philadelphia, a city rich in history and tradition, has played an integral part in professional baseball's history.

While the Cincinnati Red Stockings of 1869 are recognized as the first all-salaried team, Philadelphia's earliest team, the Athletics, followed soon after in 1870. The next year, the National Association was formed and the Athletics were a part of that league.

When the Association disbanded in 1876, several of the stronger teams formed the National League, as it is still known today. The charter members were the Boston Red Caps, Chicago White Stockings, Cincinnati Red Stockings, St. Louis Brown Stockings, Hartford Dark Blues, New York Mutuels, Louisville Grays and the Philadelphia Athletics.

The very first National League game was played in Philadelphia on April 22, 1876, at 25th and Jefferson Streets. Boston won, 6-5 before an estimated crowd of 3,000.

Resting in seventh place with a 14-45 record, the Athletics couldn't make their final western trip because of insufficient funds. The team was immediately expelled from the league.

Philadelphia was without a National League franchise until a similar fate hit the Worcester (MA) Brown Stockings six years later.

Worcester faced financial difficulties and was about to fold when Alfred Reach, a Philadelphia sporting goods founder, bought the Brown Stockings and moved them to Philadelphia.

Reach named the team the Phillies, a takeoff on the team's geographic roots, "Philly." Phillies is the longest-running name for any team in the National League.



Al Reach

Lose First Game

History shows the Phillies played their first game on May 1, 1883, losing to the Providence Grays, 4-3, at Recreation Park, 24th and Columbia Avenues. The crowd was estimated at 1,200.

It was the start of a tradition in which 1,738 players have put on a Phillies uniform and over 100 million spectators have attended games since the turn of the century when attendance figures were first recorded.

In 1887, the Phillies moved into a new "magnificent park" at Broad and Huntingdon Streets, which later became known as Baker Bowl (capacity 15,000). An estimated 20,000 fans jammed the park for the first game on April 30, a 19-10 win over the New York Giants.

The Phillies had to share the Philadelphia baseball scene when the American League was formed in 1901. One of the eight teams was the Athletics under manager Connie Mack.

The Athletics enjoyed more success than the Phillies and thus were more popular. The A's won six pennants in their first 15 years while the Phillies could muster just one.

That first championship came in 1915 when Pat Moran, a former catcher with the Phillies, led them to the pennant in his first year as manager. Grover Cleveland Alexander, a 31-game winner, won the first World Series game against the Boston Red Sox, who then swept the next four games.

While the A's had a strong run in the 1930s (three pennants, including two straight World Championships in 1929-30), the Phillies floundered. Outfielder Chuck Klein led an awesome attack but an awful pitching staff kept the Phillies from winning.

Baker Bowl began to deteriorate physically when some wooden bleachers gave way in 1927 forcing the Phillies to play a few games at Shibe Park (home of the A's). Finally, after 51 years at their stadium, the Phillies moved permanently to Shibe Park, July 4, 1938, splitting a doubleheader with Boston, a 10-5 loss and a 10-2 win.

Ownership of the Phillies seemed to change constantly, while the A's remained stable under the Shibe family. From 1903 to 1943, the Phillies had ten different owners.



Pat Moran

Carpenter Era Begins

Perhaps the most significant move in Phillies history came when the Carpenter family of duPont wealth in Wilmington (DE), bought the team on November 23, 1943, for an estimated \$400,000.

In an effort to stimulate more interest in the club, Bob Carpenter Jr., the new president, announced a contest was being held to find a nickname for the Phillies. The name Blue Jays was chosen from among 623 suggestions.

Although it still maintained the official Phillies title, the club was known as Blue Jays for the 1944 and 1945 seasons. The new name was used heavily during that time, but then usage began to drop off in the following years. The Blue Jays name never appeared in the newspapers after 1947.

When Carpenter took over as president, he began to pour money into building a minor league system.

The efforts paid off rather quickly when a young team, nicknamed the Whiz Kids, won the 1950 pennant. Dick Sisler hit a dramatic three-run homer in the 10th inning at Ebbets Field to sink the Brooklyn Dodgers, 4-1, on the last day of the season. Robin Roberts won 20 games that season, the first of six straight 20-win seasons. Richie Ashburn, the center fielder, started a streak of hitting over .300 for seven straight years, including two batting titles. Unfortunately, a world title eluded the Phillies as they were swept by the New York Yankees in four straight games.

PHILLIES TEAM HISTORY



Paul Owens, Dallas Green and Ruly Carpenter accept the 1980 World Series Trophy.

Eddie Sawyer's young club was expected to be a force for a few years but a third-place tie in 1953 was the best they could do.

The A's, meanwhile, began to slide. After finishing last in 1954, their 11th eighth-place finish in 23 seasons, the A's were sold and moved to Kansas City. Once again, Philadelphia was a one-team baseball town.

Shibe Park was renamed Connie Mack Stadium in honor of the A's owner/manager in 1953. But it's worth noting that as early as 1953, a new stadium in Philadelphia was envisioned by Mayor Richardson Dilworth. Fourteen years and many disagreements later, ground was broken for Veterans Stadium, which finally opened with the Phillies hosting the Montreal Expos on April 10, 1971. In 2003, the Phillies will celebrate their 33rd and final season at the Vet with a special logo and events throughout the year.

Under the leadership of Ruly Carpenter, who replaced his dad as President in 1972, and General Manager Paul Owens, the Phillies dominated the National League East in the mid-1970s. They won three

consecutive division titles starting in 1976 but couldn't get over the hump until 1980, a year after they had signed free agent Pete Rose.

Under manager Dallas Green, the Phillies made it to the World Series that year by defeating the Houston Astros in a gut-wrenching National League Championship Series. Sisler's historic homer in 1950 was replaced as the greatest moment in Phillies history at precisely 11:29 p.m. on Tuesday, October 21, 1980, when Tug McGraw struck out Kansas City's Willie Wilson to give the franchise its first World Championship.

The powerful Phillies teams of that era were anchored by two Hall of Famers, Steve Carlton, the first pitcher to win four Cy Young Awards, and third baseman Mike Schmidt, a three-time MVP.

Carpenter Family Sells

The end of a different era occurred after the 1981 season. Citing escalating player salaries, the Carpenter family put the Phillies up for sale. Bill Giles, Executive Vice President under Ruly Carpenter, and five other partners purchased the team for \$30 million.

In just the second year of this new ownership group, the Phillies won their fifth Eastern Division title in eight years. Adding two veterans, Tony Perez and Joe Morgan, to an experienced team created the nickname, Wheeze Kids.

Owens, who went from the front office to manage the team in July, guided the Phillies to the World Series for the fourth time by eliminating the Los Angeles Dodgers in the NLCS. The Baltimore Orioles, however, won the World Series, 4-1.

From generation to generation, fans' heroes change. Players such as Alexander, Klein, Roberts, Ashburn, Carlton and Schmidt will always be remembered but there were new heroes on the scene from the 1993 team. That club went from a last-place finish the previous year to the division title, leading the NL East for all but one day of the season. Lenny Dykstra was second in the MVP race; Terry Mulholland, John Kruk, Darren Daulton and Dave Hollins were All-Stars but this was a total team effort. All 25 players emerged as heroes.

This team didn't have one nickname such as the Whiz Kids or Wheeze Kids. They had many names because they were a group of athletes who became Phillies through shrewd moves by General Manager Lee Thomas.

As underdogs, the Phillies dumped the favored Atlanta Braves, 4-2, to make their third World Series appearance in the last 13 years. Their spring training neighbors, the Toronto Blue Jays, were the opponents. Jim Fregosi joined Moran, Sawyer, Green and Owens as managers who led the Phillies to an NL pennant and a trip to the Fall Classic.

A very entertaining World Series abruptly ended with Joe Carter's three-run homer, which gave the Blue Jays their second consecutive World Championship.

Phillies baseball is more than wins and losses. It involves people.

People who were Hall of Famers during the early years of the franchise ... Harry Wright, Ed Delahanty and Sam Thompson.

People who were MVP winners ... Klein, Jim Konstanty and Schmidt.

People who won Cy Young Awards, starting with Carlton's four and followed by John Denny and Steve Bedrosian.

People who were Rookie of the Year winners ... Jack Sanford, Dick Allen and Scott Rolen. People who reached fans, first on the airwaves, and later on television ... Gene Kelly, By Saam, Ashburn, Bill Campbell, Harry Kalas, Andy Musser and Chris Wheeler.

Oh yes. There's one more important figure in Phillies history ... Phillie Phanatic, the big, green, furry creature who made its debut as the team's mascot on April 25, 1978. As with the 120-year-old baseball team, the Phanatic, too, is a tradition.



PHILLIES IN THE COMMUNITY



The Phillies organization takes great pride in giving back to the community. Off the field, the Phillies have been a team to count on for decades through their efforts of reaching out to those in need.

Phillies Charities, Inc. serves as the fundraising arm of the Phillies organization and donates to dozens of non-profit organizations each year. In 2002, Phillies Charities made a donation of \$449,557 to the ALS Association of Philadelphia, which is the club's primary charity. Since adopting ALS (Lou Gehrig's Disease) in 1984, the Phillies and Phillies Charities have raised over \$6.2 million for ALS research and patient services. Also, Phillies Charities raised an additional \$157,000 in 2002, most of which was donated through its Discretionary Fund to local, non-profit organizations.

Among the groups benefiting from the Phillies and Phillies Charities are the American Heart Association, American Red Cross, Boy Scouts of America, the Junior Baseball Federation, PAL, the United Negro College Fund, the Jackie

Robinson Foundation, the Boys & Girls Clubs, Make-A-Wish Foundation, Philadelphia Futures, Special Olympics and Philadelphia Reads.

The Phillies are proud of their rich history of player and staff community involvement over the years. In 2002, Bobby Abreu, Marlon Anderson, Pat Burrell, Larry Bowa, Brandon Duckworth, Doug Glanville, Mike Lieberthal, Jose Mesa, Jimmy Rollins and Randy Wolf were among the Phillies who donated time and money to a variety of charities. For 2003, the Phillies welcome Jim Thome, an All-Star both on the field and off, as evidenced by his winning the 2002 Roberto Clemente Award, given to baseball's most caring player.

Not to be overlooked are the players' wives, who also volunteer their time visiting patients at the ALS Clinic and raising money at various events at Veterans Stadium. The wives also donate and distribute school supplies to families at the People's Emergency Center.

Phillies front office employees also give of their time, money and efforts in several ways ... contributing canned goods for the annual Boy Scouts Food Drive, donating used winter coats to the needy, helping to cook and serve Christmas dinner for the homeless, plus many other events.

Education and literacy are at the forefront of the team's community efforts. "Phillies Fundamentals" is an after school program started by the Phillies in January 2001 which runs year-round in several inner city recreation centers. The program, which targets at-risk children, uses baseball concepts to make learning fun for kids. Additionally, children from the program are brought to a Phillies game and get the opportunity to meet a player.

The Phillies annually support many education-based programs, including "Breaking Barriers," the Philadelphia Free Library Reading Program, the Philadelphia School District reading program, the Multiple Sclerosis READaTHON and "Visit the Vet", which offers school children a free, behind-the-scenes tour of Veterans Stadium. Also, the "Phillies Harmony Club", which was started in January 2003, provides recreational and educational activity for children and adults associated with the Association for Retarded Citizens program (ARC).

For the past 10 years, former Phillies pitcher Dickie Noles has been an invaluable member of the Phillies organization, speaking to thousands of school-aged children annually on the dangers of drugs and alcohol and the importance of education. Noles, a certified drug and alcohol counselor, visits dozens of schools each year.

The Phillies are also committed to developing and teaching youth in the Philadelphia area the game of baseball. Rookie and RBI Leagues are designed not only to encourage inner-city children (from ages 6-18) to play baseball, but also to teach them the value of teamwork and sportsmanship. Combined, the programs involve more than 7,500 boys and girls yearly, making it the largest RBI and Rookie League program in the country. In addition, the Phillies also initiated and host three local amateur baseball tournaments. The Carpenter Cup is a tournament designed to give exposure to the top tri-state area high school baseball players while the Liberty Bell Classic is an annual Division I college tournament. The Giles Cup, started in 2001, is another college tournament for Division II schools.

Mike Lieberthal was the 2002 winner of the Phillies Community Service Award for his outstanding contributions to the community. The presentation was made by former Phillies center fielder Garry Maddox.



IMPORTANT DATES

DATES TO REMEMBER

September 26 - Phillies win 1976 NL East Title at MTL
 September 27 - Phillies win 1977 NL East Title at CHI
 September 28 - Phillies win 1983 NL East Title at CHI
 - Phillies win 1993 NL East Title at PIT
 September 29 - Phillies win 1915 NL Pennant at BOS
 September 30 - Phillies win 1978 NL East Title at PIT

October 1 - Phillies win 1950 NL Pennant at BKN
 October 4 - Phillies win 1980 NL East Title at MTL
 October 8 - Phillies win 1983 NL Pennant vs LA
 October 12 - Phillies win 1980 NL Pennant at HOU
 October 13 - Phillies win 1993 NL Pennant vs ATL
 October 21 - Phillies win 1980 World Series vs KC

PHILLIES IN FIRST PLACE (SOLE POSSESSION)

May 1st	June 1st	July 1st	At All-Star Break	August 1st	Sept. 1st
1900	1900	1950	1950	1915	1915
1911	1913	1976	1964	1950	1950
1915	1964	1978	1974	1964	1964
1916	1976	1993	1976	1976	1976
1953	1981	1995	1978	1978	1977
1964	1993	2001	1982	1982	1978
1993	1995		1993	1993	1993
2001	2001		2001		

HOMES OF THE PHILLIES

Recreation Park.....	1883-1886
Philadelphia Park/ Baker Bowl.....	1887-1938
University of Pennsylvania.....	1894
Columbia Park.....	1903
Shibe Park/ Connie Mack Stadium.....	1927; 1938-1970
Veterans Stadium.....	1971-present

HISTORY

UNIFORM NUMBERS

- Highest Number Worn** - 99 by Mitch Williams in 1993, Turk Wendell in 2001
Lowest Number Worn - 0 by Al Oliver in 1984
 00 by Omar Olivares in 1995
Most Numbers Worn - 7 by Granny Hamner (1, 2, 6, 17, 29, 33, 37)
 6 by Chuck Klein (1, 3, 8, 26, 29, 36)
Retired Numbers - 36 in 1962 (Robin Roberts)
 1 in 1979 (Richie Ashburn)
 32 in 1989 (Steve Carlton)
 20 in 1990 (Mike Schmidt)
 42 in 1997 (in honor of Jackie Robinson)
 14 in 2001 (Jim Bunning)

TIE GAMES

The Phillies have played 77 tie games since 1900, including a club-record eight in 1913. The last tie game was June 5, 1989 vs Pittsburgh.

Tie games by Club: Cubs and *Braves 14 each; Giants 11; *Dodgers 10; Reds 9; Cardinals and Pirates 8; Expos 2; Mets 1; Astros, Brewers, Diamondbacks, Marlins, Padres and Rockies 0.

*Phils have not had a tie vs Braves or Dodgers since they moved to Atlanta and Los Angeles, respectively.

ALL-TIME W/L RECORDS

RECORD VS OPPONENTS SINCE 1883

FRANCHISE	RECORD	PCT.	FRANCHISE	RECORD	PCT.
Arizona	16-25	.390	Milwaukee*	22-15	.595
Atlanta-Milwaukee-Boston	1010-1129	.472	Montreal	281-276	.504
Chicago	1039-1184	.467	New York Mets	364-317	.535
Cincinnati	894-1085	.452	Pittsburgh	1010-1159	.466
Colorado	46-40	.535	St. Louis	903-1173	.435
Florida	79-58	.577	San Diego	200-178	.529
Houston	262-235	.527	San Francisco-New York	876-1210	.420
Los Angeles-Brooklyn	865-1115	.437			

*Milwaukee switched to the NL in 1998

REGULAR SEASON RECORD ON THE ROAD

STADIUM (Opening Year)	RECORD	PCT.	STADIUM (Opening Year)	RECORD	PCT.
Bank One Ballpark (1998)	5-14	.263	Miller Park (2001)	4-2	.667
Turner Field (1997)	14-29	.326	Olympic Stadium (1977)	100-102	.495
Wrigley Field (1916)	366-462-4	.442	Shea Stadium (1964)	168-159-1	.514
Riverfront Stadium/Cinergy (1970)	75-104	.419	PNC Park (2001)	2-4	.333
Coors Field (1995)	14-19	.424	Busch Stadium (1966)	118-159-1	.426
Joe Robbie Stadium/Pro Player (1993)	32-38	.457	Jack Murphy Stadium/Qualcomm (1969)	93-96	.492
Enron Field/Minute Maid (2000)	5-7	.417	Pacific Bell Park (2000)	2-10	.167
Dodger Stadium (1962)	114-142	.445			

INTERLEAGUE PLAY

YEAR	W-L	HOME	ROAD
1997	5-10	4-2	1-8
1998	7-9	3-5	4-4
1999	11-7	5-4	6-3
2000	9-9	5-4	4-5
2001	7-11	4-5	3-6
2002	10-8	3-6	7-2
Totals	49-54	24-26	25-28

TEAM	RECORD	PCT	STADIUM	RECORD	PCT
Baltimore	13-17	.433	Oriole Park	7-8	.467
Boston	9-7	.563	Fenway Park	5-6	.455
Chicago	1-2	.333			
Cleveland	2-1	.667	Jacobs Field	2-1	.667
Detroit	4-2	.667	Comerica Park	3-0	1.000
Minnesota	1-2	.333			
New York	7-8	.467	Yankee Stadium	1-5	.167
Tampa Bay	4-8	.333	Tropicana Field	2-4	.333
Toronto	8-7	.533	SkyDome	4-2	.667

Phillies

ALL-TIME ROSTER

Includes all players who have participated in one or more official National League games with the Phillies from 1883-2002 ... a total of 1,738 players. The most common names in Phillies history have been: Miller (14), Johnson (11), and Smith (10).

A

Abbatichio, Ed.....1897-98
Abbott, Fred.....1905
Abbott, Kyle.....1992, 95
Abreu, Bobby.....1998
Acosta, Cy.....1975
Adams, Bert.....1915-19
Adams, Bob.....1931-32
Adams, Buster.....1943-45; 47
Adams, Terry.....2002-
Adduci, Jim.....1989
Aguiar, Luis.....1980-88
Akerfeldt, Darrel.....1990-91
Albright, Jack.....1947
Aldred, Scott.....1999-2000
Alexander, Grover.....
.....1911-17; 30
Allen, Bob.....1890-94
Allen, Bob.....1937
Allen, Ethan.....1934-36
Allen, Hezekiah.....1884
Allen, Richie.....1963-69; 75-76
Almon, Bill.....1988
Altamirano, Porfirio.....1982-83
Alvarez, Clemente.....2000
Amaro, Ruben.....1960-65
Amaro, Ruben, Jr.....
.....1992-93; 96-98
Ames, Leon.....1919
Andersen, Larry.....
.....1983-86; 93-94
Anderson, Dave.....1889-90
Anderson, Sparky.....1959
Anderson, Harry.....1957-60
Anderson, John.....1958
Anderson, Marlon.....
.....1998-2002
Anderson, Mike.....1971-75; 79
Andrews, Ed.....1884-89
Andrews, Fred.....1976-77
Andrews, Stan.....1945
Andrus, Bill.....1937
Antolick, Joe.....1944
Antonelli, John.....1945
Arias, Alex.....1998-2000
Arlett, Buzz.....1931
Armovich, Morrie.....1936-40
Ashburn, Rickie.....1948-59
Ashby, Andy.....1991-92; 2000
Attreau, Dick.....1926-27
Atwood, Bill.....1936-40
Averill, Earl.....1963
Aviles, Ramon.....1979-81
Ayrault, Bob.....1992-93

B

Backman, Wally.....1991-92
Baecht, Ed.....1926-28
Bahnsen, Stan.....1982
Bair, Doug.....1987
Bair, Doug.....1919
Baker, Floyd.....1954-55
Baldeusch, Jack.....1961-65
Baldwin, Henry.....1927
Ballar, Jay.....1982; 92
Bancroft, Davey.....1915-20
Bannister, Alan.....1974-75
Barajas, Salome.....1988
Barrett, Dick.....1943-45
Barrett, Tommy.....1988-89
Barron, Tony.....1997
Barry, Rich.....1969
Barry, Shad.....1901-04
Barry, Thomas.....1904
Bartick, Dick.....1931-34

Bashore, Walt.....1936
Bastian, Charlie.....1885-88; 91
Bateman, John.....1972
Bates, Del.....1970
Bates, Hubert.....1939
Bates, John.....1909-10
Batiste, Kim.....1991-94
Battle, Howard.....1996
Baumgartner, Stan.....
.....1914-16; 21-22
Baumholtz, Frankie.....1956-57
Bear, Ernie.....1895
Beck, Boom Boom.....1939-43
Beck, Fred.....1911
Becker, Beals.....1913-15
Becker, Bob.....1897-98
Bedell, Howie.....1968
Bedrosian, Steve.....1986-89
Beebe, Fred.....1911
Beech, Matt.....1996-98
Behan, Petie.....1921-23
Belinsky, Bo.....1965-66
Bell, Juan.....1992-93
Bender, Chief.....1916-17
Benedict, Art.....1883
Benge, Ray.....1928-32; 36
Benjamin, Mike.....1996
Benjamin, Stan.....1939-42
Bennett, Dave.....1964
Bennett, Dennis.....1962-64
Bennett, Gary.....
.....1995-96; 98-2001
Bennett, Joe.....1923
Bennett, Joel.....1999
Bentley, Jack.....1926
Benton, Stan.....1922
Berger, Wally.....1940
Berly, John.....1932-33
Bernhard, Bill.....1899-1900
Berry, Hodge.....1902
Bertrand, Lefty.....1936
Betts, Huck.....1920-25
Bicknell, Charlie.....1948-49
Bird, Doug.....1979
Bishop, Jim.....1923-24
Bittiger, Jeff.....1986
Bivin, Jim.....1935
Blackburne, Lena.....1919
Blackwell, Tim.....1976-77
Blake, Sheriff.....1931
Blanton, Cy.....1940-42
Blatnick, Johnny.....1948-50
Blattner, Buddy.....1949
Blaylock, Marv.....1955-57
Blazier, Ron.....1996-97
Bloodworth, Jimmy.....1950-51
Boever, Joe.....1990-91
Boitano, Dan.....1978
Boland, Ed.....1934-35
Bolen, Stew.....1931-32
Bolger, Jim.....1959
Bolling, John.....1939
Booker, Rod.....1990-91
Boone, Bob.....1972-81
Boozler, John.....
.....1962-64; 66-69
Borland, Toby.....1994-96; 98
Borowy, Hank.....1949-50
Bosetti, Rick.....1976
Boskie, Shawn.....1994
Bottalico, Ricky.....
.....1994-98; 2001-02
Bottenfield, Kent.....2000
Bouchee, Ed.....1956-60
Bowa, Larry.....1970-81

Bowman, Bob.....1955-59
Bowman, Joe.....1935-36
Bowman, Sumner.....1890
Boyd, Jason.....2000
Boyle, Jack.....1893-98
Boyle, John.....1912
Brack, Gib.....1938-39
Brackenridge, John.....1904
Bradley, Phil.....1988
Brady, Charlie.....1905
Bragan, Bobby.....1940-42
Bramhall, Art.....1935
Brandon, Darrell.....1971-73
Brandt, Jackie.....1966-67
Bransfield, Kitty.....1905-11
Brantley, Cliff.....1991-92
Brantley, Jeff.....1999-2003
Brashear, Roy.....1900
Breitenstein, Alonzo.....1883
Brennan, Ad.....1910-13
Bressler, Rube.....1932
Brett, Ken.....1973
Brewer, Billy.....1997-99
Brewster, Charlie.....1943
Brickell, Fred.....1930-33
Briggs, John.....1964-71
Brink, Brad.....1992-93
Brinker, Bill.....1912
Brittin, Jack.....1950-51
Brock, Chris.....2000-01
Brogna, Rico.....1997-2000
Brothers, Dan.....1896
Brown, Charles.....1907-09
Brown, Lloyd.....1940
Brown, Ollie.....1974-77
Brown, Paul.....1961-63; 68
Brown, Tom.....1951-52
Brown, Willard.....1891
Browne, Byron.....1970-72
Browne, Earl.....1937-38
Browne, George.....1901-02; 12
Brownson, Mark.....2000
Brugby, Frank.....1921
Bruiser, Roy.....1939-41
Brusstar, Warren.....1977-82
Buckley, Dick.....1894-95
Buntinton, Charlie.....1887-89
Buhl, Bob.....1966-67
Bullinger, Kirk.....2000
Bullock, Eric.....1989
Bunning, Jim.....1964-67; 70-71
Burchell, Fred.....1903
Burdette, Lew.....1965
Burgess, Smoky.....1952-55
Burich, Bill.....1942; 46
Burk, Mack.....1956-58
Burkart, Elmer.....1936-39
Burke, Bobby.....1937
Burke, Eddie.....1890
Burns, Bill.....1911
Burns, Ed.....1913-18
Burns, George.....1925
Burrell, Pat.....2000-
Burriss, Al.....1894
Busby, Red.....1941; 43
Buskey, Joe.....1926
Buskey, Mike.....1977
Butcher, Max.....1958-39
Butler, Charles.....1933
Butler, Rob.....1997
Buzhardt, John.....1960-61
Byrd, Marlon.....2002-
Byrd, Paul.....998-2001
Byrne, Bob.....1913-17
Bystrom, Marty.....1980-84

C

Caballero, Putsy.....
.....1944-45; 47-52
Cady, Forrest.....1919
Caldwell, Earl.....1928
Caldwell, Ralph.....1904-05
Calhoun, Jeff.....1987-88
Callahan, Leo.....1919
Callahan, Nixey.....1894
Callison, John.....1960-69
Camilli, Dolph.....1934-37
Cannizz, Howie.....1913
Campbell, Bill.....1984
Campusano, Sil.....1990-91
Candini, Milo.....1950-51
Cantwell, Mike.....1919-20
Capron, Ralph.....1913
Cardenal, Jose.....1978-79
Cardwell, Don.....1957-60
Carlin, Jim.....1941
Carlson, Hal.....1924-27
Carlton, Steve.....1972-86
Carman, Don.....1983-90
Carreno, Amalio.....1991
Carsey, Kid.....1892-97
Carter, Andy.....1994-95
Casey, Dan.....1886-89
Cash, Dave.....1974-76
Cassian, Ed.....1891
Castillo, Braulio.....1991-92
Castle, John.....1910
Cater, Danny.....1964
Caussey, Cecil.....1920-21
Cavanaugh, Pat.....1919
Cedeno, Domingo.....1999
Chalmers, George.....1910-16
Chamberlain, Wes.....1990-94
Champion, Bill.....1969-72
Chapin, Darrin.....1992
Chapman, Ben.....1945-46
Charlton, Norm.....1995
Cheek, Harry.....1910
Chen, Bruce.....2000-01
Cheney, Larry.....1919
Chetkovich, Mitchell.....1945
Childress, Rocky.....1985-86
Childs, Cupid.....1888
Childs, Pete.....1902
Chiles, Pearce.....1899-1900
Chiozza, Dino.....1935
Chiozza, Lou.....1934-36
Christenson, Larry.....1973-83
Church, Bubba.....1950-52
Cieslak, Ted.....1944
Clancy, Bud.....1934
Clark, John.....1938
Clark, Mel.....1951-55
Clark, Ron.....1975
Clarke, Jay.....1919
Clay, Bill.....1902
Clay, Danny.....1988
Clemens, Doug.....1966-68
Clement, Wallace.....1908-09
Clements, Jack.....1884-97
Coble, Dave.....1939
Coffman, Dick.....1945
Coggin, David.....2000-
Cohen, Al.....1933
Coker, Jimmie.....1958; 60-62
Cole, Dave.....1955
Coleman, Choo Choo.....1961
Coleman, John.....1883-84

Coleman, John.....1890
Collard, Earl.....1930
Collins, Phil.....1929-35
Colton, Larry.....1968
Combs, Pat.....1989-92
Comer, Steve.....1983
Command, Jim.....1954-55
Compton, Mike.....1970
Conger, Dick.....1943
Conley, Bob.....1958
Conley, Gene.....1959-60
Conn, Bert.....1898; 1900-01
Connell, Gene.....1931
Connor, Roger.....1892
Connors, Jerry.....1892
Consolo, Billy.....1962
Conway, Bill.....1884
Cook, Dennis.....
.....1989-90; 2001
Cook, Paul.....1884
Cooley, Duff.....1896-99
Cooney, Jimmy.....1927
Cooper, Claude.....1916-17
Corbett, Gene.....1936-38
Corcoran, Tim.....1983-85
Cormier, Rheel.....2001-
Corrales, Pat.....1964-65
Corrigan, Frank.....
.....1904-05; 07-09
Cotter, Dick.....1911
Cotter, Ed.....1926
Couch, John.....1923-25
Courtney, Ernie.....1905-08
Coveleski, Harry.....1907-09
Covington, Chet.....1944
Covington, Wes.....1961-65
Cowan, Billy.....1967
Cowley, Joe.....1987
Cox, Danny.....1991-92
Cox, Larry.....1973-75
Craig, Roger.....1966
Cravath, Garry.....1912-20
Crawford, Carlos.....1996
Crawford, Glenn.....1945-46
Crawford, Larry.....1937
Crespo, Felipe.....2001
Crist, Chester.....1906
Cristante, Leo.....1951
Croft, Henry.....1899
Cross, Lave.....1892-97
Cross, Monte.....1898-1901
Crouch, Bill.....1941
Crowley, John.....1884
Crumpler, Roy.....1925
Cruz, Todd.....1978
Culp, Ben.....1942-44
Culp, Bill.....1910
Culp, Ray.....1963-66
Culver, George.....1973-74
Cummings, Midre.....1997
Curry, Tony.....1960-61
Curtis, Cliff.....1912-12
Cusick, Tony.....1884-87

D

Daal, Omar.....2000-01
Dahlgren, Babe.....1943
Dailey, Sam.....1929
Daily, Ed.....1885-87
Dailymple, Clay.....1960-68
Daniels, Fred.....1945
Dark, Al.....1960
Darrow, George.....1934
Daughton, Darren.....1983; 85-97

ALL-TIME ROSTER

Davis, Curt1934-36
 Davis, Dick1981-82
 Davis, Dixie1918
 Davis, George1932-34
 Davis, Jackie1962
 Davis, Mark1980-81; 93
 Davis, Spud1928-33; 38-39
 Dawley, Bill1988
 Day, Bill1889-90
 Dean, Wayland1926-27
 Decatur, Art1925-27
 Decker, Harry1889-90
 Deininger, Otto1908-09
 De Jesus, Ivan1982-84
 De Jesus, Jose1990-91
 Delahanty, Ed
 1888-89; 1891-1901
 Delahanty, Tom1894
 DeLeon, Jose1992-93
 Del Greco, Bobby
 1960-61; 65
 Delker, Ed1932-33
 Del Savio, Gar1943
 Demaree, Al1915-16
 Demeter, Don1961-63
 Dennehy, Tod1923
 Denny, Jerry1891
 Denny, John1982-85
 Dernier, Bob
 1980-83; 88-89
 Deshaies, Jim1995
 Devine, Mickey1918
 Devlin, Jim1887
 Devore, Josh1913-14
 Diaz, Bo1982-85
 Dickson, Murry1954-56
 Dietrick, Bill1927-28
 Dietz, Dutch1943
 Dillhoefer, Bill1918
 Dillard, Gordon1989
 DiMaggio, Vince1945-46
 Dineen, Kerry1978
 Dinges, Vance1945-46
 Diorio, Ron1973-74
 Dishman, Glenn1996
 Dodd, Robert1998
 Dodge, John1912-13
 Dolan, Alvin1912-13
 Dolan, Joe1899-1901
 Donahue, Charles1904
 Donahue, John1943-44
 Donahue, Red1898-1901
 Donnelly, Blix1946-50
 Donohue, Joe1891
 Donovan, Jerry1906
 Dooin, Red1902-14
 Doolan, Mickey1905-13
 Doster, Dave1996; 99
 Douglass, Klondike
 1898-1904
 Dowd, Tom1897
 Dowell, Ken1987
 Downey, Tom1912
 Downs, Dave1972
 Dowse, Tom1892
 Doyle, Conny1883
 Doyle, Denny1907-73
 Doyle, John1904
 Drake, Solly1959
 Drews, Karl1951-54
 Dubiel, Monk1948
 Ducey, Rob1999-2001
 Duckworth, Brandon2001
 Dudley, Clise1931-32
 Duffy, Hugh1904-06
 Dugas, Gus1933
 Dugey, Oscar1915-17
 Duggleby, Bill1898; 1901-07

Duncan, Mariano1992-95
 Duncan, Vern1913
 Dunham, Lee1926
 Dunkle, Davey1897-98
 Dunn, Jack1900-01
 Dupaugh, Mike1884
 Duren, Ryne1963-65
 Durning, George1925
 Dykstra, Lenny1898-98

E

Easler, Mike1987
 Easton, John1955; 59
 Eastwick, Rawly1978-79
 Edens, Tom1994
 Edwards, Doc1970
 Eisenreich, Jim1993-96
 Elberfeld, Kid1898
 Elliott, Ace1929-32
 Elliott, Jim1931-34
 Ellis, Ben1896
 Ellsworth, Dick1967
 Elster, Kevin1995
 Emery, Cal1963
 Emery, Herrick1924
 Ennis, Del1946-56
 Enzmann, John1920
 Erickson, Don1958
 Erickson, Paul1948
 Esper, Duke1890-92
 Espinosa, Nino1979-81
 Esvegan, Chuck1958
 Essian, Jim1973-75
 Estalella, Bobby1996-99
 Estrada, Johnny2001-02
 Etten, Nick1941-42; 47
 Evers, John1917
 Ewing, Bob1910-11
 Eyrich, George1943

F

Faircloth, Jim1919
 Fallenstein, Ed1931
 Fanning, Jack1894
 Farmer, Ed1974; 82-83
 Farrar, Sid1883-89
 Farrell, Dick1956-61; 67-69
 Farrell, Jack1886
 Feinberg, Ed1938-39
 Felix, Harry1902
 Ferguson, Alex1927-29
 Ferguson, Bob1883
 Ferguson, Charlie1884-87
 Fernandez, Chico1957-59
 Fernandez, Sid1995-96
 Ferrarese, Don1961-62
 Fick, John1944
 Fields, Jocko1891
 Fifield, Jack1897-99
 Figgemeier, Frank1894
 Figueroa, Nelson2001
 File, Larry1940
 Fillingim, Dana1925
 Finley, Bob1943-44
 Finn, Mickey1933
 Finneran, Joe1912-13
 Finney, Lou1947
 Fireovid, Steve1984
 Fisher, Newt1898
 Fittery, Paul1917
 Fitzgerald, Mike1918
 Flager, Wally1945
 Flaherty, Pat1910
 Fleming, Tom1902; 04
 Fletcher, Art1920; 22
 Fletcher, Darrin1990-91
 Fletcher, Frank1914
 Fletcher, Paul1993; 95
 Flick, Elmer1898-1901

Flitcraft, Hilly1942
 Flora, Kevin1995
 Flowers, Ben1956
 Fogarty, Jim1884-89
 Foley, Tom1985-86
 Fonseca, Lew1975
 Foote, Barry1977-78
 Forbes, PJ2001
 Ford, Curt1989-90
 Ford, Hod1924
 Fortune, Gary1916; 18
 Foster, Kevin1993
 Fox, Henry1902
 Fox, Howie1952
 Fox, Terry1966
 Foxen, Bill1908-10
 Foxx, Jimmie1945
 Franco, Julio1982
 Francona, Tito1967
 Fraser, Chick
 1899-1900; 02-04
 Freed, Ed1942
 Freed, Roger1971-72
 Freeman, Marvin
 1986; 88-90
 Freese, Gene1959
 Frey, Steve1995-96
 Freyberg, Barney1925-32
 Frink, Fred1934
 Fritz, Larry1975
 Froelich, Bill1909
 Frohworth, Todd1987-90
 Frye, Charley1940
 Fryman, Woodie1968-72
 Fuchs, Charlie1943
 Fullis, Chick1933-34
 Fultz, Dave1898-99

G

Gabrielson, Len1939
 Gallagher, Bill1883
 Gallagher, Bill1896
 Gallagher, Dave1995
 Gallia, Bert1920
 Gamble, Oscar1970-72
 Gandy, Bob1916
 Gant, Ron1999-2000
 Garzel, Charlie1885-86
 Garber, Gene1974-78
 Garcia, Kiko1983-85
 Gardiner, Art1923
 Gardner, Gid1888
 Garvin, Ned1896
 Geier, Phil1896-97
 Gerhauer, Al1943-44
 Ghelfi, Tony1983
 Giambi, Jeremy2002
 Gilbert, Charley1946-47
 Gillen, Sam1897
 Girard, Charles1910
 Gladman, Buck1883
 Glanville, Doug1998-2002
 Glaviano, Tommy1953
 Glazer, Whitney1923-24
 Gleason, Kid
 1888-91; 1903-08
 Glossop, Al1942
 Glynn, Bill1949
 Goeckel, Bill1899
 Goliat, Mike1949-51
 Gomes, Wayne1997-2001
 Gomez, Jose1935-36
 Gomez, Ruben1959-60; 67
 Gonzalez, Orlando1978
 Gonzalez, Tony1960-68
 Good, Wilbur1916
 Gorbous, Glen1955-57
 Gorman, Howard1937-38
 Gorman, Tom1986

Gormley, Ed1891
 Goulsh, Nick1944-45
 Grabarkewitz, Bill1973-74
 Grabowski, Reggie1932-34
 Grace, Earl1936-37
 Grace, Mike1995-99
 Grady, Mike1984-97
 Graham, George1912
 Graham, Wayne1963
 Grahe, Joe1999
 Grant, Ed1907-10
 Grant, Jim1923
 Grasmick, Lou1948
 Grate, Don1945-46
 Graulich, Lew1891
 Gray, John1958
 Green, Dallas1960-64; 67
 Green, June1928-29
 Green, Tyler1993; 95-98
 Greene, Tommy1990-95
 Greene, Willie1902
 Greengrass, Jim1955-56
 Greenwood, Bob1954-55
 Grey, Bill1890-91
 Grim, John1888
 Grimsley, Jason1989-91
 Grimes, Oscar1926
 Grissom, Lee1941
 Groat, Dick1966-67
 Gross, Emil1883
 Gross, Greg1979-88
 Gross, Kevin1983-88
 Grotewold, Jeff1992
 Gumbert, Ad1896
 Gunting, Tom1887
 Gutierrez, Jackie1988

H

Haas, Bert1948-49
 Hacker, Warren1957-58
 Haddix, Harvey1956-57
 Haddock, George1894
 Hafey, Bud1939
 Hagan, Art1883
 Hahn, Don1975
 Haislip, Jim1913
 Hall, Bert1911
 Hall, Dick1967-68
 Hall, Robert1904
 Hallahan, Bill1938
 Hallman, Bill
 1888-89; 92-97; 1901-03
 Hamilton, Billy1890-95
 Hamilton, Earl1924
 Hamilton, Jack1962-63
 Hamner, Garvin1945
 Hamner, Granny1944-59
 Hamrick, Ray1943-44
 Handley, Lee1947
 Hanerink, Harry1959
 Hansen, Andy1951-53
 Hansen, Snipe1930; 32-35
 Harbidge, Bill1883
 Hardie, Lew1884
 Harman, Bill1941
 Harmon, Chuck1957
 Harmon, Terry1967; 69-77
 Harper, George1894
 Harper, George1924-26
 Harrell, Ray1939
 Harrelson, Bud1978-79
 Harrington, Mickey1963
 Harris, Gene1995
 Harris, Greg1988-89
 Harris, Herb1936
 Harris, Reggie1997
 Hartley, Mike1991-92
 Hartman, Charles1913
 Hasenmayer, Don1945-46

Haslin, Mickey1933-36
 Hatcher, Billy1994
 Hawks, Nelson1995
 Hayes, Charlie1989-91; 95
 Hayes, Van1983-91
 Head, Ralph1923
 Hearn, Jim1957-59
 Heathcote, Cliff1932
 Hebrer, Richie1977-78
 Hoffin, Bronson1996
 Hogan, Jim1958-59
 Heintzelman, Ken1947-52
 Heltzel, Heinie1944
 Hemingway, Edson1918
 Hemsley, Rollie1946-47
 Hemus, Solly1956-58
 Henderson, Hardie1883
 Hendrick, Harvey1934
 Henline, Butch1921-26
 Hennessey, George1942
 Henrich, Fritz1924
 Henry, Jim1939
 Herbert, Ray1965-66
 Hernaiz, Jesus1974
 Hernandez, Willie1983
 Herr, Tommy1989-90
 Herrera, Pancho1958; 60-61
 Hermsstein, John1962-66
 Heusser, Ed1938; 48
 Higbee, Kirby1939-40
 High, Andy1934
 Hiland, John1885
 Hildendorff, Tom1975
 Hiller, Chuck1967
 Hilly, Pat1914
 Hilsley, Charlie1883
 Hisle, Larry1968-71
 Hoak, Don1963-64
 Hoch, Harry1908
 Hodge, Bert1942
 Hodkey, Eli1946
 Hodson, George1895
 Hoerner, Joe1970-72; 75
 Hoerst, Frank
 1940-42; 46-47
 Hoffman, Bill1939
 Hogg, Brad1918-19
 Hohman, Bill1927
 Holden, Joe1934-36
 Holke, Walt1923-25
 Holland, Al1983-85
 Holley, Ed1932-34
 Hollingsworth, Al1938-39
 Hollins, Dave1990-95; 2002
 Holling, Stan1949-51
 Holloway, Jim1929
 Holzemer, Mark2000
 Hoover, Buster1884
 Hopkins, Marty1934
 Houston, Harry1906
 Howell, Ken1989-90
 Howley, Dan1913
 Hubbell, Bill1920-25
 Huber, Clarence1925-26
 Hudler, Rex1997-98
 Hudson, Charles1983-86
 Hughes, Keith1887
 Hughes, Roy1939-40; 46
 Hughes, Tom1941-42; 46-47
 Hulen, Bill1896
 Hulst, Rudy1902-04
 Hume, Tom1986-87
 Humphries, Albert1910-11
 Humphries, Jack1946
 Hunter, Brian L2001
 Hunter, Brian R2000
 Hunter, Rich1996
 Hurst, Don1928-34
 Hutto, Jim1970
 Hutton, Tom1972-77

ALL-TIME ROSTER

I
Iburg, Ham.....1902
Imlay, Doc.....1913
Incavaglia, Pete.....1993-94; 96
Inks, Bert.....1896
Iorg, Dane.....1977
Irelan, Harold.....1914
Irwin, Arthur.....1886-89; 94
Isales, Orlando.....1980

J
Jacklitsch, Fred.....
.....1900-02; 07-10
Jackson, Danny.....1993-94
Jackson, Grant.....1965-70
Jackson, John.....1933
Jackson, Ken.....1987
Jackson, Larry.....1966-68
Jackson, Mike.....1970
Jackson, Mike.....1986-87
Jacobs, Bill.....1914, 18-19
Jacquez, Thomas.....2000
Jahn, Art.....1928
James, Chris.....1986-89
James, Jeff.....1968-69
Javier, Stan.....1992
Jefferies, Gregg.....1995-98
Jeffries, Irvine.....1934
Jelks, Greg.....1987
Jeltz, Steve.....1983-89
Jenkins, Fergie.....1965-66
Jennings, Hugh.....1901-02
Johnson, Alex.....1964-65
Johnson, Charles.....1908
Johnson, Darrell.....1961
Johnson, Davey.....1977-78
Johnson, Deron.....1969-73
Johnson, Jerry.....1968-69
Johnson, John.....1894
Johnson, Ken.....1950-51
Johnson, Si.....1940-43; 46
Johnson, Syl.....1934-40
Johnson, Tom.....1897
Johnstone, Jay.....1974-78
Jok, Stan.....1954
Jones, Alex.....1894
Jones, Barry.....1992
Jones, Dale.....1941
Jones, Doug.....1994
Jones, Jesse.....1923
Jones, Nippy.....1952
Jones, Ron.....1988-91
Jones, Willie.....1947-59
Jonnard, Clarence.....
.....1926-27; 35
Jordan, Buck.....1938
Jordan, Charlie.....1896
Jordan, Kevin.....1995-2001
Jordan, Niles.....1951
Jordan, Ricardo.....1996
Jordan, Ricky.....1988-94
Jorgens, Orville.....1935-37
Joseph, Rick.....1967-70
Judd, Oscar.....1945-48
Juden, Jeff.....1994-95
Jumonville, George.....1940-41
Junge, Eric.....2002
Jurisich, Al.....1946-47

K
Kaat, Jim.....1976-79
Kahoe, Mike.....1905
Kane, Harry.....1905-06
Kantlehner, Erv.....1916
Kappel, Joe.....1884
Karl, Andy.....1943-46
Karp, Ryan.....1995; 97
Kaufmann, Tony.....1927
Kazanski, Ted.....1953-58

Keating, Chick.....1926
Keefe, Tim.....1891-93
Keegan, Ed.....1959; 62
Keenan, James.....1920-21
Keener, Harry.....1896
Keister, Bill.....1903
Kelleher, Hal.....1935-38
Kelly, Bill.....1928
Kelly, Charlie.....1883
Kelly, Kick.....1883
Kelly, Mike.....1926
Kenders, Al.....1961
Kennedy, John.....1957
Kennedy, Vern.....1944-45
Kerksieck, Wayman.....1939
Kern, Jim.....1988
Killefer, Bill.....1911-17
Kilroy, Mike.....1891
Kimball, Newt.....1943
Kimmick, Walt.....1925-26
King, Lee.....1921-22
Kipper, Thornton.....1953-55
Klaus, Billy.....1962-63
Klein, Chuck.....
.....1928-33; 36-39; 40-44
Kleinhaus, Ted.....1934
Kleinow, Rad.....1911
King, Bill.....1891
Klippstein, John.....1963-64
Knabe, Otto.....1907-13
Knell, Phil.....1892
Knically, Alan.....1985
Knight, Jack.....1925-26
Knight, Joe.....1884
Knothe, Fritz.....1933
Knothe, George.....1932
Knuckles, Darold.....1966
Koecher, Dick.....1946-48
Koegel, Pete.....1971-72
Konetchy, Ed.....1921
Konstanty, Jim.....1948-54
Koosman, Jerry.....1984-85
Koppe, Joe.....1959-61
Koster, Fred.....1931
Koupal, Lou.....1929-30
Kowalik, Fabian.....1936
Koy, Ernie.....1942
Kracher, Joe.....1939
Kraus, Tex.....1943-45
Kroll, Gary.....1964
Krueger, Otto.....1905
Krug, Henry.....1902
Kruk, John.....1989-94
Krukow, Mike.....1982
Kucel, Jack.....1979
Kuenn, Harvey.....1966
Kuzava, Bob.....1955

L
LaGrow, Lerrin.....1980
Lajoie, Nap.....1896-1900
Lake, Steve.....1989-92
Lakeman, Al.....1947-48
LaMaster, Wayne.....1937-38
Lambert, Gene.....1941-42
Lampe, Henry.....1895
Landrum, Don.....1957
Lanning, Tom.....1938
Lapihuska, Andy.....1942-43
LaPointe, Dave.....1991
LaPointe, Ralph.....1947
Larson, Dan.....1978-81
Lauder, Billy.....1898-99
Lavalliere, Mike.....1984
Lavender, Jim.....1917
Laxton, Bill.....1970
Leach, Fred.....1923-28
Leahy, Dan.....1896
LeBourveau, Bevo.....1919-22
Ledee, Ricky.....2002

Lee, Bill.....1943-45
Lee, Cliff.....1921-24
Lee, Hal.....1931-33
Lee, Travis.....2000-02
Lefebvre, Joe.....1983-86
Legg, Greg.....1986-87
Lehman, Ken.....1961
Lehr, Clarence.....1911
Leiper, Dave.....1996
Leiter, Mark.....1997-98
Lemon, Jim.....1963
Lennon, Ed.....1928
Leon, Sid.....1945
Leonard, Dutch.....1947-48
Lepcio, Ted.....1960
Lerch, Randy.....1975-80; 86
Lerian, Walt.....1928-29
Lersch, Barry.....1969-73
Leslie, Roy.....1922
Letchias, Charlie.....
.....1939; 44; 46
Levan, Jesse.....1947
Levy, Ed.....1940
Lewis, Burt.....1924
Lewis, Fred.....1883
Lewis, Mark.....1998
Lezcano, Sixto.....1983-84
Lieberthal, Mike.....1994
Lindell, Johnny.....1953-54
Lindeman, Joe.....1991-92
Linsley, Doug.....1991; 93
Linz, Phil.....1966-67
Linzy, Frank.....1974
LiPetri, Angelo.....1956; 58
Lipp, Tom.....1897
Lis, Joe.....1970-72
Liska, Ad.....1932-33
Litwhiler, Danny.....1940-43
Livingston, Mickey.....1941-43
Loan, Mike.....1912
Lobert, Hans.....1911-14
Lock, Don.....1967-69
Locke, Bobby.....1962-64
Loewer, Carlton.....1998-99
Lohrke, Jack.....1952-53
Lohrman, Bill.....1934
Lonborg, Jim.....1973-79
Long, Herman.....1904
Longmire, Tony.....1993-95
Lonnett, Joe.....1956-59
Lopatka, Stan.....1948-58
Lopatka, Art.....1946
Lopez, Marcelino.....1963
Lord, Carlton.....1923
Loughlin, Larry.....1967
Lovenguth, Lynn.....1955
Loviglio, Jay.....1980
Luvullo, Torrey.....1999
Lowrey, Peanuts.....1955
Lucas, Fred.....1935
Lucid, Con.....1895-96
Lucier, Louis.....1944-45
Luderus, Fred.....1910-20
Lukens, Al.....1894
Lupien, Tony.....1944-45
Lush, John.....1904-07
Luzinski, Greg.....1970-80
Lyle, Sparky.....1980-82
Lyne, Tom.....1884-85
Lyons, Harry.....1887
Lyons, Terry.....1929

Mc
McAvoy, George.....1914
McBride, Bake.....1977-81
McCarthy, Tommy.....1886-87
McCarver, Tim.....
.....1970-72; 75-80
McCauley, Al.....1890
McClellan, Bill.....1883-84

McCloskey, John.....1906-07
McCormack, Don.....1980-81
McCormick, Frank.....1946-47
McCormick, Moose.....1908
McCurdy, Harry.....1930-33
McDonough, Ed.....1909-10
McDowell, Roger.....1989-91
McElroy, Chuck.....1989-90
McElroy, Jim.....1884
McFadden, Barney.....1902
McFarland, Ed.....1897-1901
McFetridge, Jack.....
.....1890; 1903
McGaffigan, Patsy.....1917-18
McGill, Willie.....1895-96
McGinnis, Gus.....1893
McGraw, Bob.....1928-29
McGraw, Tug.....1975-84
McGuire, Deacon.....1886-88
McInnis, John.....1927
McKee, Rogers.....1943-44
McLaughlin, Bernie.....1887
McLaughlin, Warren.....
.....1900; 03
McLeod, Soule.....1933
McLish, Cal.....1962-64
McMillon, Billy.....1997
McPherson, John.....1904
McQuillan, George.....
.....1907-10; 15-16
McWilliams, Larry.....1989

M
Mabry, John.....2002
MacDonald, Harvey.....1928
Mackanin, Pete.....1978-79
Madden, Tom.....1911
Maddox, Garry.....1975-86
Maddux, Mike.....1986-89
Madison, Art.....1895
Madrid, Alex.....1988-89
Maduro, Calvin.....1996-97
Magee, Bill.....1899; 1902
Magee, Sherry.....1904-14
Magee, Wendell, Jr.....1996-99
Mahaffey, Art.....1960-65
Mahan, Art.....1940
Maharg, Bill.....1916
Maher, Frank.....1902
Maher, Tom.....1902
Main, Miles.....1918
Malis, Cy.....1934
Malkmus, Bobby.....1960-62
Mallon, Les.....1931-32
Malone, Chuck.....1990
Mancuso, Gus.....1945
Mangus, George.....1912
Manning, Jack.....1883-85
Manto, Jeff.....1993
Marnie, Harry.....1940-42
Maroney, Jim.....1910
Marsh, Tom.....1992; 94-95
Marshall, Doc.....1904
Marshall, Rube.....1912-14
Martel, Leon.....1909
Martin, Herschel.....1937-40
Martin, Jerry.....1974-78
Martin, John.....1914
Martin, Renie.....1984
Martinez, Carmelo.....1990
Martinez, Manny.....1996
Marly, Joe.....1939-41
Mason, Hank.....1958; 60
Mason, Roger.....1993-94
Masters, Walt.....1937
Masterson, Paul.....1940-42
Mathews, Greg.....1992
Matteson, Henry.....1914
Matthews, Gary.....1981-83
Matthewson, Dale.....1943-44

Matuszek, Len.....1981-84
Maul, Al.....1887; 1900
Maun, Ernie.....1926
Mauney, Dick.....1945-47
Mausner, Tim.....1991; 93
May, Derrick.....1997
May, Pinky.....1939-43
Mayer, Ed.....1890-91
Mayer, Erskine.....1912-18
Mayes, Paddy.....1911
Mayo, Jack.....1948-53
Mazzera, Mike.....1940
Meadows, Henry.....1919-23
Meadows, Louie.....1990
Melendez, Francisco.....
.....1984; 86
Melton, Rube.....1941-42
Meoli, Rudi.....1979
Mercado, Hector.....2002
Mertes, Sam.....1896
Mesa, Jose.....2001
Metz, Len.....1923-25
Meusel, Irish.....1918-21
Meyer, Ben.....1925
Meyer, Jack.....1955-61
Meyer, Russ.....1949-52
Miceletta, Bobby.....1954-55
Michaels, Jason.....2001
Milbourne, Larry.....1983
Miller, Bert.....1897
Miller, Bob.....1949-58
Miller, Cyclone.....1884
Miller, Ed.....1948-49
Miller, Elmer.....1929
Miller, Hugh.....1911
Miller, John.....1920-21
Miller, Keith.....1988-89
Miller, Leo.....1923
Miller, Ralph.....1920-21
Miller, Roy.....1912-13
Miller, Russ.....1927-28
Miller, Stu.....1956
Miller, Trevor.....2000
Millette, Joe.....1992-93
Millies, Walt.....1939-41
Milligan, John.....1928-31
Milnar, Al.....1946
Mimbs, Michael.....1995-97
Mitchell, Clarence.....1923-28
Mitchell, Fred.....1903-04
Mitchell, Larry.....1996
Mokan, John.....1922-27
Molinaro, Bob.....1982-83
Mollenkamp, Fred.....1914
Monchak, Alex.....1940
Money, Don.....1968-72
Monge, Sid.....1982-83
Monroe, John.....1921
Montague, John.....1975
Montanez, Willie.....
.....1970-75; 82
Monteagudo, Rene.....1945
Montgomery, Steve.....1999
Moore, Brad.....1988; 90
Moore, Cy.....1933-34
Moore, Dee.....1943; 46
Moore, Earl.....1908-13
Moore, Euell.....1934-36
Moore, John.....1934-37
Moran, Pat.....1910-14
Morandini, Mickey.....
.....1990-97; 2000
Morehead, Seth.....1957-59
Morehead, Keith.....1978-81
Morelock, Harry.....1891-92
Moren, Lew.....1907-10
Morgan, Bob.....1954-57
Morgan, Joe.....1960
Morgan, Joe.....1983
Morris, John.....1966

ALL-TIME ROSTER

Morris, John.....1991
 Morrison, Jim.....1977-78
 Morton, Sparrow.....1884
 Moser, Walt.....1906
 Mott, Bitsy.....1945
 Motz, Frank.....1890
 Mrozinski, Ron.....1954-55
 Mueller, Emmett.....1938-41
 Mulcahy, Hugh.....
1935-40; 45-46
 Mulholland, Terry.....
1989-93; 96
 Mullen, Ford.....1944
 Mulligan, Dick.....1946
 Mulvey, Joe.....1883-89; 92
 Muniz, Manny.....1971
 Munninghoff, Scott.....1980
 Munoz, Bobby.....1994-97
 Munson, Red.....1905
 Murphy, Con.....1884
 Murphy, Dale.....1990-92
 Murphy, Dummy.....1914
 Murphy, Dwayne.....1989
 Murphy, Ed.....1898
 Murphy, Ed.....1942
 Murphy, Morgan.....
1898; 1900
 Murray, Glenn.....1996
 Murray, Pat.....1919
 Murray, Tom.....1894
 Murtaugh, Danny.....
1941-43; 46
 Mussill, Bernie.....1944
 Myers, Al.....1885; 89-91
 Myers, Bert.....1900
 Myers, Brett.....2002-

N

Nagel, Bill.....1941
 Nahem, Sam.....1942-48
 Nahorodny, Bill.....1976
 Nash, Billy.....1896-98
 Nash, Jim.....1972
 Naylor, Earl.....1942-43
 Neagle, Jack.....1883
 Neale, Greasy.....1921
 Neeman, Cal.....1960-61
 Negray, Ron.....1955-56
 Neibauer, Gary.....1972
 Neiger, Al.....1960
 Nelson, Red.....1912-13
 Newell, Tom.....1987
 Newhan, David.....2000-01
 Newsome, Skeeter.....1946-47
 Niarhos, Gus.....1954-55
 Nichols, Kid.....1905-06
 Nichols, Chester.....1930-32
 Nicholson, Bill.....1949-53
 Nicholson, Frank.....1912
 Nickle, Doug.....2000-02
 Niehoff, Bert.....1915-17
 Nieto, Tom.....1989-90
 Nixon, Al.....1926-28
 Nolan, The Only.....1885
 Noles, Dickie.....1979-81; 96
 Nops, Jerry.....1896
 Norris, Leo.....1936-37
 Northey, Ron.....
1942-44; 46-47; 57
 Novikoff, Lou.....1946
 Nye, Ryan.....1997-98

O

Oana, Prince.....1934
 Oates, Johnny.....1975-76
 O'Brien, Frank.....1923
 O'Connor, Frank.....1893
 O'Donnell, Harry.....1927
 O'Doul, Lefty.....1929-30

Oeschger, Joe.....1914-19; 24
 Oega, Chad.....1999
 Oldis, Bob.....1962-63
 Olivares, Omar.....1995
 Oliver, Al.....1984
 Oliver, Gene.....1967
 O'Neal, Oran.....1925-27
 O'Neal, Randy.....1989
 O'Neil, John.....1946
 Ontiveros, Steve.....1989-90
 O'Rourke, Joe.....1929
 Oropesa, Eddie.....2001
 Orth, Al.....1895-1901
 Osborn, Fred.....1907-09
 Otero, Ricky.....1996-97
 Owens, Jim.....1955-54; 58-62
 Owens, Red.....1899

P

Packard, Gene.....1919
 Padden, Tommy.....1943
 Padgett, Don.....1947-48
 Padilla, Vicente.....2000-
 Pagan, Jose.....1973
 Pail, Donn.....1993
 Palmer, David.....1988
 Palmer, Lowell.....1969-71
 Pals, Stan.....1953-55
 Pardo, Al.....1988-89
 Parent, Mark.....1997-98
 Parker, Dixie.....1923
 Parkinson, Frank.....1921-24
 Parrett, Jeff.....1989-90; 96
 Parrilla, Sam.....1970
 Parrish, Lance.....1987-88
 Paskert, Dede.....1911-17
 Pasquariello, Mike.....1919
 Passeau, Claude.....1936-39
 Paulette, Gene.....1919-20
 Pearce, Johnny.....1944-45
 Pearce, Frank.....1933-35
 Pearce, Harry.....1917-19
 Pearson, Ike.....1939-42; 46
 Peel, Homer.....1929
 Peguero, Julio.....1992
 Pellagrini, Eddie.....1951
 Pena, Roberto.....1968
 Penson, Paul.....1954
 Peraza, Luis.....1969
 Perez, Tomas.....2000-
 Perez, Tony.....1983
 Perez, Yorkis.....1998-99
 Person, Robert.....1999-2002
 Peterman, Bill.....1942
 Peters, John.....1921-22
 Peterson, Kent.....1952-53
 Pettit, Leon.....1937
 Pezzullo, Pretzels.....1935-36
 Pfeil, Bobby.....1971
 Phillely, Dave.....1958-60
 Phillips, Adolfo.....1964-66
 Phillips, Buz.....1930
 Phillips, J.R.....1996
 Phillips, Taylor.....1959-60
 Platt, Wiley.....1898-1900
 Picciuto, Nick.....1945
 Pickrel, Clarence.....1933
 Pickup, Ty.....1918
 Pierce, Ray.....1925-26
 Pierce, Dick.....1883
 Pillette, Duane.....1956
 Pina, Horacio.....1978
 Pinto, Bill.....1922-24
 Pitko, Alex.....1938
 Pittenger, Charles.....1905-07
 Plantenberg, Erik.....1997
 Plesac, Dan.....2002-
 Plock, Walter.....1891
 Podgajny, Johnny.....1940-43

Poff, John.....1979
 Poindexter, Jennings.....1939
 Polanco, Placido.....2002-
 Poland, Hugh.....1947
 Politte, Cliff.....1999-2002
 Poole, Jim.....1999
 Porto, Al.....1948
 Portugal, Mark.....1997-98
 Possehl, Lou.....1946-48; 51-52
 Post, Wally.....1958-60
 Powell, Jake.....1945
 Power, Vic.....1964
 Powers, Les.....1992
 Pratt, Todd.....1992-94; 2001-
 Prendergast, Mike.....1918-19
 Prim, Ray.....1935
 Prince, Tom.....1999-2000
 Pritchett, Chris.....2000
 Proly, Mike.....1981
 Pruetz, Hub.....1927-28
 Puckett, Troy.....1911
 Punto, Nick.....2001-
 Purcell, Blondie.....1883-84
 Purnell, Jesse.....1904
 Pyle, Shadow.....1884

Q

Qualters, Tom.....1953; 57-58
 Quantrill, Paul.....1994-95
 Quinlan, Tom.....1994
 Quinn, John.....1911
 Quirico, Rafael.....1996

R

Rader, Dave.....1979
 Rader, Don.....1921
 Raffensberger, Ken.....1943-47
 Raffo, Al.....1969
 Ragan, Pat.....1923
 Ragland, Frank.....1933
 Rambo, Pete.....1926
 Ramos, Edgar.....1997
 Ramos, Pedro.....1967
 Rapp, Joseph.....1921-23
 Rawley, Shane.....1984-88
 Rawlings, Johnny.....1920-21
 Raymond, Lou.....1919
 Ready, Randy.....
1989-91; 94-95

Reams, Leroy.....1969
 Rebel, Art.....1938
 Redus, Gary.....1986
 Reed, Jerry.....1981-82
 Reed, Milt.....1913-14
 Reed, Ron.....1976-83
 Reid, Scott.....1969-70
 Reilly, Charlie.....1892-95
 Reis, Tommy.....1928
 Relaford, Desi.....1996-2000
 Rementer, Butch.....1904
 Remsen, Jack.....1884
 Rensa, Tony.....1930-31
 Repulski, Rip.....1957-58
 Reyes, Carlos.....2000
 Reynolds, Ken.....1970-72
 Reynolds, Ronn.....1986
 Rhem, Flint.....1932-33
 Ricci, Chuck.....1995
 Rice, Bob.....1926
 Richardson, Ken.....1946
 Richbourg, Lance.....1921
 Richard, Pete.....1974
 Richie, Lew.....1906-09
 Ridzi, Steve.....1950; 52-55; 66
 Riley, Lee.....1944
 Ring, Jimmy.....1921-25; 38
 Ringo, Frank.....1883-84
 Ripple, Charlie.....1944-46
 Ritchie, Wally.....1987-88; 91-92

Ritter, Hank.....1912
 Rivera, Ben.....1992-94
 Rixey, Eppa.....1912-17; 19-20
 Rizzo, Johnny.....1940-41
 Roy, Joe.....2002
 Roach, Mel.....1962
 Roberts, Dave W.....1982
 Roberts, Robin.....1948-61
 Robertson, Mike.....1997
 Robinson, Bill.....
1972-74; 82-83
 Robinson, Craig.....1972-73
 Robinson, Don.....1992
 Robinson, Humberto.....
1959-60
 Rodriguez, Pedro.....1959
 Roebuck, Ed.....1964-66
 Roenick, Ron.....1986-87
 Rogodzinski, Mike.....1973-75
 Rogovin, Saul.....1955-57
 Rojas, Cookie.....1963-69
 Roien, Scott.....1996-2002
 Rollins, Jimmy.....2000-
 Rose, Pete.....1979-83
 Ross, Bob.....1956
 Roth, Frank.....1903-04
 Rowan, Jack.....1911
 Rowe, Schoolboy.....
1943; 46-49
 Rowell, Bama.....1948
 Roy, Charles.....1906
 Roy, Luther.....1929
 Rozmovsky, Vic.....1969
 Ruble, Bill.....1934
 Rucker, Dave.....1985-86
 Rudolph, John.....1903
 Ruffcorn, Scott.....1997
 Ruffin, Bruce.....1986-91
 Russell, John.....1984-88
 Ruthven, Dick.....
1973-75; 78-83
 Ryal, Mark.....1989
 Ryan, Connie.....1952-53
 Ryan, John.....1935
 Ryan, Ken.....1996-99
 Ryan, Mike.....1968-73

S

Sadowski, Bob.....1961
 Salisbury, Bill.....1902
 Salvo, Manny.....1943
 Samuel, Juan.....1983-89
 Sanchez, Alejandro.....1982-83
 Sand, Heinie.....1923-28
 Sandberg, Ryne.....1981
 Sanders, Ben.....1888-89
 Sanford, Jack.....1956-58
 Sanki, Ed.....1949-51
 Santiago, Benito.....1996
 Santiago, Jose.....2001-02
 Saucier, Kevin.....1978-80
 Savage, Harold.....1912
 Savage, Ted.....1962
 Sawatski, Carl.....1958-59
 Sayler, Phil.....1891
 Scanlon, Frank.....1909
 Scarce, Mac.....1972-74
 Scarritt, Russ.....1932
 Scarsone, Steve.....1992
 Schaffer, Jim.....1966-67
 Schall, Gene.....1995-96
 Schanz, Charley.....1944-47
 Scharen, George.....1937-40
 Schatzeder, Dan.....1986-87
 Scheible, John.....1894
 Schell, Danny.....1954-55
 Scherrer, Bill.....1988
 Schesler, Dutch.....1931
 Schettler, Lou.....1910

Schilling, Curt.....1992-2000
 Schmidt, Fred.....1947
 Schmidt, Mike.....1972-89
 Schott, Gene.....1939
 Schrenk, Steve.....1999-2000
 Schriver, Pop.....1888-90
 Schroll, Al.....1959
 Schu, Rick.....1984-87; 91
 Schueler, Ron.....1974-76
 Schulmerich, Wes.....1933-34
 Schulte, Frank.....1917
 Schulte, Herman.....1940
 Schulte, John.....1928
 Schultz, Howie.....1947-48
 Schultz, Joe.....1924-25
 Schultze, John.....1891
 Scott, Jack.....1927
 Scott, LeGrant.....1939
 Scott, Marshall.....1945
 Searcy, Steve.....1991-92
 Seaton, Tom.....1912-13
 Sebra, Bob.....1988-89
 Sedgwick, Duke.....1921
 Sefcik, Kevin.....1995-2000
 Selma, Dick.....1970-73
 Seminick, Andy.....
1943-51; 55-57
 Semproch, Ray.....1958-59
 Sentelle, Paul.....1906-07
 Seoane, Manny.....1977
 Service, Scott.....1988
 Shantz, Bobby.....1964
 Sharrott, John.....1893
 Shea, Mervyn.....1944
 Shea, Nap.....1902
 Shean, Dave.....1908-09
 Sheerin, Charles.....1936
 Shepherd, Keith.....1992
 Sherlock, John.....1930
 Shields, Ben.....1931
 Shilling, Jim.....1939
 Shindle, Bill.....1891
 Shipanoff, Dave.....1985
 Shockley, Costan.....1964
 Short, Chris.....1959-72
 Shurg, Frank.....1897
 Shultz, Wallace.....1911-12
 Shumaker, Anthony.....1999
 Shuman, Harry.....1944
 Sicking, Eddie.....1919
 Sievers, Roy.....1962-64
 Sigman, Tripp.....1929-30
 Silva, Carlos.....2002-
 Silvestri, Ken.....1949-51
 Simmons, Curt.....
1947-50; 52-60
 Simpson, Wayne.....1975
 Singleton, John.....1922
 Sizer, Dick.....1948-51
 Sivess, Pete.....1936-38
 Sixsmith, Ed.....1884
 Sizemore, Ted.....1977-78
 Slagle, Jimmy.....1900-01
 Slaughter, Barney.....1910
 Slocumb, Heathcliff.....
1994-95
 Smalley, Roy.....1955-58
 Smith, Al.....1938-39
 Smith, Bobby Gene.....
1960-61
 Smith, Billy.....1962
 Smith, Charley.....1961
 Smith, Edgar.....1883
 Smith, George.....1919-22
 Smith, Jacob.....1911
 Smith, Jimmy.....1921-22
 Smith, Lonnie.....1978-81
 Smith, Phenomenal.....1890-91
 Smith, Tom.....1895

ALL-TIME ROSTER

Small, Clyde.....1940
Smythe, Bill.....1929-30
Sorrrell, Bill.....1965
Sothern, Denny.....1926-28-30
Spalding, Dick.....1927
Sparks, Tully.....1897; 1903-10
Speece, Bryon.....1930
Spencer, Ed.....1911
Sperry, Stan.....1936
Spindel, Hal.....1945-46
Spoljaric, Paul.....1999
Spotts, Jim.....1930
Spradlin, Jerry.....1997-98
Spragins, Homer.....1947
Spring, Jack.....1955
Springer, Dennis.....1995
Springer, Russ.....1995-96
Sproull, Charlie.....1945
Stack, Eddie.....1910-11
Stainback, Tuck.....1938
Stallings, George.....1897-98
Stanceu, Charley.....1946
Stanick, Steve.....1989
Stanley, John.....1911
Starr, Charlie.....1909
Stearns, John.....1974
Steevens, Morrie.....1964-65
Stein, Justin.....1938
Steinbrenner, Gene.....1912
Steinender, Ray.....1924
Stengel, Casey.....1920-21
Stephenson, Dummy.....1892
Stephenson, Garrett.....1997-98
Stephenson, Walter.....1937
Stevens, Bobby.....1931
Stewart, Dave.....1985-86
Stewart, Glen.....1943-44
Stewart, Neb.....1940
Stock, Milt.....1915-18
Stocker, Kevin.....1993-97
Stone, Gene.....1969
Stone, Jeff.....1983-87
Stone, Ron.....1969-72
Stoner, Lil.....1931
Stoviak, Ray.....1938
Strike, John.....1886
Strincevich, Nick.....1948
Stuart, Dick.....1965
Stuffel, Paul.....1950; 52-53
Stutz, George.....1926
Suhr, Gus.....1939-40
Sulik, Ernie.....1936
Sullivan, Frank.....1961-62
Sullivan, Joe.....1894-96
Sullivan, John.....1968
Sullivan, Tom.....1922
Sunday, Billy.....1890

Surhoff, Rich.....1985
Susce, George.....1929
Sutherland, Gary.....1966-68
Sutthoff, Jack.....1904-05
Sveum, Dale.....1992
Sweetland, Les.....1927-30

T

Taber, Ed.....1926-27
Tabor, Jim.....1946-47
Taft, Doug.....1931-32
Tamulis, Vito.....1941
Tartabull, Danny.....1997
Tauby, Fred.....1937
Taylor, Jack.....1892-97
Taylor, Reggie.....2000-01
Taylor, Tony.....1960-71; 74-76
Tekulve, Kent.....1985-88
Telemaco, Amaury.....1999-2001
Terlecki, Bob.....1972
Thermon, Tommy.....1929-30
Thigpen, Bobby.....1993
Thoenen, Dick.....1967
Thomas, Bill.....1902
Thomas, Derrel.....1985
Thomas, Frank.....1964-65
Thomas, Roy.....1899-1908; 10-11
Thomas, Tommy.....1935
Thomas, Valmy.....1959
Thomason, Erskin.....1974
Thompson, Fresco.....1927-30
Thompson, Jocko.....1948-51
Thompson, Milt.....1986-88; 93-94
Thompson, Sam.....1889-98
Thon, Dickie.....1989-91
Thornton, John.....1891-92
Tierny, Cotton.....1923
Timlin, Mike.....2002
Tincup, Ben.....1914-16; 18
Tinsley, Lee.....1996
Titcomb, Cannonball.....1886
Titus, John.....1903-12
Todd, Al.....1932-35
Tolan, Bobby.....1976-77
Toliver, Fred.....1985-87
Torgeson, Earl.....1953-55
Torre, Frank.....1962-63
Tovar, Cesar.....1973
Townsend, John.....1901
Tragesser, Walt.....1919-20
Triandos, Gus.....1964-65
Trillo, Manny.....1979-82
Trinkle, Ken.....1949
Triplett, Coaker.....1943-45

U

Uecker, Bob.....1966-67
Ulrich, Dutch.....1925-27
Underwood, Tom.....1974-77
Unser, Del.....1973-74; 79-82

V

Vadeboncoeur, Gene.....1884
Valent, Eric.....2001-02
Valenzuela, Fernando.....1994
Valo, Elmer.....1956-61
Van Buren, Deacon.....1904
Van Dusen, Fred.....1955
Van Dyke, Ben.....1909
Van Slyke, Andy.....1995
Varsho, Gary.....1995
Vatcher, Jim.....1990
Verban, Emil.....1946-48
Verbanic, Joe.....1966
Verdel, Al.....1944
Vergez, Johnny.....1935-36
Vickers, Tom.....1890; 93
Vines, Bob.....1925
Vinton, Bill.....1884-85
Virgil, Ozzie.....1980-85
Vorhees, Cy.....1902
Vosberg, Ed.....2000-01
Vukovich, George.....1980-82
Vukovich, John.....1970-71; 76-77; 79-81

W

Wagenhurst, Woodie.....1888
Wagner, Gary.....1965-69
Wagner, Hal.....1948-49
Waitkus, Eddie.....1949-53; 55
Waitt, Charlie.....1883
Walbeck, Matt.....2001
Walczak, Edwin.....1945
Wall, Bob.....1980
Walker, Curt.....1921-24
Walker, Harry.....1947-48
Walker, Martin.....1928
Wallace, Dave.....1973-74
Wallace, Doc.....1919
Wallace, Harry.....1912
Wallace, Mike.....1973-74
Walls, Lee.....1960-61
Walsh, August.....1927-28
Walsh, Jimmy.....1910-13
Walsh, John.....1903

Walsh, Walt.....1920
Walters, Bucky.....1934-38
Walters, Ken.....1960-61
Waner, Lloyd.....1942
Ward, Bryan.....2000
Ward Joe.....1906; 09-10
Ward, Piggy.....1883; 89
Ward, Turner.....2001
Warthen, Dan.....1977
Warner, Fred.....1883
Warner, Jackie.....1933
Warren, Bennie.....1939-42
Wasdell, Jimmy.....1943-46
Washburn, Libe.....1903
Washer, Buck.....1905
Watkins, Dave.....1969
Watkins, Ed.....1902
Watkins, George.....1935-36
Watson, Milt.....1918-19
Watt, Eddie.....1974
Watt, Frank.....1931
Watwood, John.....1939
Webb, Bill.....1943
Webster, Lenny.....1995
Wehmeier, Herm.....1954-56
Wehmeister, Dave.....1984
Weinert, Phil.....1919-24
Weintraub, Phil.....1938
Weiser, Bud.....1915-16
Welch, Mike.....1998
Welchone, Harry.....1911
Wells, Bob.....1994
Wendell, Lew.....1924-26
Wendell, Turk.....2001
Wenz, Fred.....1970
West, David.....1993-96
Westlake, Jim.....1955
Westlake, Wally.....1956
Weston, Mickey.....1992
Weyhing, Gus.....1892-95
Wheat, Mack.....1920-21
Wheeler, George.....1896-99
White, Bill.....1966-68
White, C.B.....1883
White, Deke.....1895
White, Doc.....1901-02
White, Sam.....1962
Whiten, Mark.....1995-96
Whiteside, Matt.....1998
Whiting, Jesse.....1902
Whitman, Dick.....1950-51
Whitney, Pinky.....1928-33; 36-39
Whitrock, Bill.....1896
Whitted, George.....1915-19
Wilber, Del.....1951-52
Wilhelm, Kaiser.....1921
Williams, Cy.....1918-30

Williams, George.....1961
Williams, Mike.....1992-96
Williams, Mitch.....1991-93
Williams, Walt.....1903
Willingham, Tom.....1931-33
Willoughby, Claude.....1925-30
Wilson, Billy.....1969-73
Wilson, Glenn.....1984-87
Wilson, Hack.....1934
Wilson, Jim.....1923-28; 34-38
Wilson, Maxie.....1940
Wiltse, Hal.....1937
Wine, Bobby.....1960; 62-68
Winston, Darrin.....1997-98
Winters, Jesse.....1921-23
Wise, Rick.....1964; 66-71
Withrow, Frank.....1920; 22
Wockenfuss, John.....1984-85
Woehr, Andy.....1923-24
Wolf, Randy.....1999
Wolfe, Bill.....1902
Wolstenholme, Abe.....1883
Wolverton, Harry.....1900-04
Wood, George.....1886-89
Wood, Pete.....1889
Woods, Jim.....1960-61
Woodward, Frank.....1918-19
Wrightstone, Russ.....1920-28
Wyatt, Whit.....1945
Wyrstok, Johnny.....1946-47; 52-54

Y

Yarnall, Rusty.....1926
Yeabsley, Bert.....1919
Yingling, Joe.....1894
Younts, Floyd.....1989
Young, Bobby.....1958
Young, Del.....1937-40
Young, Mike.....1988
Young, Dick.....1951-52

Z

Zachary, Tom.....1936
Zachry, Pat.....1985
Zeile, Todd.....1996
Ziegler, Charlie.....1900
Zimmer, Chief.....1903
Zuber, Jon.....1996; 98

ALL-TIME COACHES ROSTER

Amaro, Ruben.....1980-81
Bengough, Benny.....1946-58
Beringer, Carroll.....1973-78
Bowa, Larry.....1988-96
Bristol, Dave.....1952-85; 88
Carter, Dick.....1959-60
Cash, Dave.....1996
Cisco, Galen.....1997-2000
Cohen, Andy.....1960
Combs, Earle.....1954
Conroy, Wid.....1922
Cooke, Dusty.....1948-52
Cottler, Chuck.....1997-2000
Cravath, Garry.....1923
Culp, Benny.....1946-47
Davenport, Jim.....1986-87
Davis, Brandy.....1972
DeMars, Billy.....1969-81

Earnshaw, George.....1949-50
Edwards, Doc.....1970-72
Elia, Lee.....1980-81; 85-87
Felske, John.....1984
Ferrick, Tom.....1959
Goss, Greg.....2001
Hebner, Rich.....2001
Henderson, Ramon.....1998
Hoak, Don.....1967
Hunter, Fred.....1928-33; 35
Johnson, Deron.....1982-84
Johnson, Syl.....1939-41
Jonnard, Bubber.....1935
Killefer, Bill.....1942
Klein, Chuck.....1942-45
Knowles, Darold.....1989-90
Lanier, Hal.....1990-91

Lemon, Bob.....1961
Lobert, Hans.....1934-41
Lowrey, Peanut.....1960-66
Mayo, Eddie.....1952-54
McDonnell, Maje.....1951; 54-57
McLish, Cal.....1965-66
McRae, Hal.....1997-2000
Menke, Denis.....1989-96
Meyer, Ben.....1925-26
Mills, Brad.....1997-2000
Moses, Wally.....1955-58
Murphy, Dan.....1927
Myatt, George.....1964-72
Oldis, Bob.....1964-66
Onslow, John.....1931-32
Osteen, Claude.....1982-88
Perkins, Cy.....1946-54

Podres, Johnny.....1991-96
Posedel, Bill.....1958
Ragan, Pat.....1924
Riddle, Johnny.....1959
Rigoli, Joe.....1996-97
Rippelmeyer, Ray.....1970-78
Roberts, Mel.....1992-95
Ruhle, Vern.....2001-02
Ryan, Mike.....1980-95
Scott, Tony.....2001
Seminick, Andy.....1957-58; 67-69
Shea, Merv.....1944-45
Shepard, Larry.....1967
Spalding, Dick.....1934-36
Starrette, Herm.....1979-81
Sugden, Joe.....1926-27
Tannehill, Jesse.....1920

Taylor, Tony.....1977-79; 88-89
Tiefenauer, Bob.....1979
Unser, Del.....1985-88
Varsho, Gary.....2002
Vincent, Al.....1961-63
Vukovich, John.....1988
Whitehill, Earl.....1943
Widmar, Al.....1962-64; 68-69
Wilhelm, Kaiser.....1921
Wine, Bobby.....1972-83
Wright, Jim.....1996
Wyatt, Whit.....1955-57

MANAGERS

(There have been 49 managers of the Phillies.)

YEARS	NAME	GAMES	W	L	T	PCT.	YEARS	NAME	GAMES	W	L	T	PCT.
1883	Bob Ferguson	17	4	13	0	.235	1945-1948	Ben Chapman	476	197	277	2	.414
1883	Bill Purcell	82	13	68	1	.165	1948	Dusty Cooke	13	6	6	1	.542
1884-1890	Harry Wright	755	387	351	17	.513	1948-1952	Eddie Sawyer	591	296	292	3	.503
1890	Jack Clements	19	13	6	0	.684	1952-1954	Steve O'Neill	324	182	140	2	.565
1890	Al Reach	11	4	7	0	.364	1954	Terry Moore	77	35	42	0	.455
1890	Bob Allen	35	25	10	0	.714	1955-1958	Mayo Smith	547	264	281	2	.484
1890-1893	Harry Wright	472	249	215	8	.528	1958-1960	Eddie Sawyer	227	94	132	1	.416
1894-1895	Arthur Irwin	263	149	110	4	.574	1960	Andy Cohen	1	1	0	0	1.000
1896	Bill Nash	131	62	68	1	.477	1960-1968	Gene Mauch	1331	645	684	2	.485
1897-1898	George Stallings	180	74	104	2	.417	1968	George Myatt	2	2	0	0	1.000
1898-1902	Bill Shettsline	677	367	303	7	.547	1968-1969	Bob Skinner	215	92	123	0	.423
1903	Chief Zimmer	139	49	86	4	.367	1969	George Myatt	54	19	35	0	.352
1904-1906	Hugh Duffy	464	206	251	7	.430	1970-1972	Frank Lucchesi	399	166	233	0	.416
1907-1909	Bill Murray	458	240	214	4	.528	1972	Paul Owens	80	33	47	0	.413
1910-1914	Red Dooen	775	392	370	13	.514	1973-1979	Danny Ozark	1105	594	510	1	.538
1915-1918	Pat Moran	586	323	257	6	.556	1979-1981	Dallas Green	299	169	130	0	.565
1919	Jack Coombs	62	18	44	0	.290	1982-1983	Pat Corrales	248	132	115	1	.532
1919-1920	Gavvy Cravath	229	91	137	1	.400	1983-1984	Paul Owens	239	128	111	0	.536
1921	Bill Donovan	102	31	71	0	.304	1985-1987	John Felske	384	190	194	0	.495
1921-1922	Kaiser Wilhelm	206	77	128	1	.376	1987-1988	Lee Elia	254	111	142	1	.439
1923-1926	Art Fletcher	612	231	378	3	.380	1988	John Vukovich	9	5	4	0	.556
1927	Stuffy McInnis	155	51	103	1	.332	1989-1991	Nick Leyva	338	148	189	1	.438
1928-1933	Burt Shotton	923	370	549	4	.403	1991-1996	Jim Fregosi	894	431	463	0	.482
1934-1938	Jimmy Wilson	763	280	477	6	.371	1997-2000	Terry Francona	648	285	363	0	.440
1938	Hans Lobert	2	0	2	0	.000	2001-	Larry Bowa	323	166	157	0	.514
1939-1941	Doc Prothro	460	138	320	2	.302	Two-term managers and their records: Wright (636-566); Sawyer (390-424); Lobert (42-111); Myatt (21-35); Owens (161-158)						
1942	Hans Lobert	151	42	109	0	.278							
1943	Bucky Harris	95	40	53	2	.432							
1943-1945	Fred Fitzsimmons	283	102	179	2	.364							

MEN WHO PLAYED FOR AND MANAGED THE PHILLIES

Name	Years Played	Years Managed	Name	Years Played	Years Managed
Bob Ferguson	1883	1883	Art Fletcher	1920; 1922	1923-26
Bill Purcell	1883-84	1883	Stuffy McInnis	1927	1927
Arthur Irwin	1886-89; 1894	1894-95	Jimmy Wilson	1923-28; 1934-38	1934-38
Billy Nash	1896-98	1896	Hans Lobert	1911-14	1938; 1942
Chief Zimmer	1903	1903	Ben Chapman	1945-46	1945-48
Hugh Duffy	1904-06	1904-06	Dallas Green	1960-64; 1967	1979-81
Red Dooen	1902-14	1910-14	Pat Corrales	1964-65	1982-83
Pat Moran	1910-14	1915-18	John Vukovich	1970-71; 1976-77;	
Gavvy Cravath	1912-20	1919-20		1979-81	1988
Kaiser Wilhelm	1921	1921-22	Larry Bowa	1970-81	2001-

YEAR BY YEAR FINISH

8-Team League

Year	Manager	Finish	Won	Lost	Tied	Pct.	Attend.
1883	Bob Ferguson & Bill Purcell	8	17	81	1	.178	
1884	Harry Wright	6	39	73	1	.350	
1885	Harry Wright	3	56	54	1	.509	
1886	Harry Wright	4	71	43	5	.618	
1887	Harry Wright	2	75	48	5	.605	
1888	Harry Wright	3	69	61	1	.531	
1889	Harry Wright	4	63	64	3	.496	
1890	Harry Wright, Jack Clements, Al Reach & Bob Allen	3	78	54	1	.590	
1891	Harry Wright	4	68	69	1	.496	

12-Team League

Year	Manager	Finish	Won	Lost	Tied	Pct.	Attend.
1892	Harry Wright	4	87	66	1	.568	
1893	Harry Wright	4	72	57	4	.556	
1894	Arthur Irwin	4	71	57	1	.554	
1895	Arthur Irwin	3	78	53	2	.594	
1896	Billy Nash	8	62	68	0	.477	
1897	George Stallings	10	55	77	2	.418	
1898	George Stallings & Bill Shettsline	6	78	71	1	.523	
1899	Bill Shettsline	3	94	58	2	.617	

8-Team League

Year	Manager	Finish	Won	Lost	Tied	Pct.	Attend.
1900	Bill Shettsline	3	75	63	3	.543	
1901	Bill Shettsline	2	83	57	0	.593	234,937
1902	Bill Shettsline	7	56	81	1	.409	112,066
1903	Chief Zimmer	7	49	86	4	.367	151,729
1904	Hugh Duffy	8	52	100	3	.345	140,771
1905	Hugh Duffy	4	83	69	3	.545	317,932
1906	Hugh Duffy	4	71	82	1	.464	294,680
1907	Bill Murray	3	83	64	2	.564	341,216
1908	Bill Murray	4	83	71	1	.539	420,660
1909	Bill Murray	5	74	79	1	.484	303,177
1910	Charlie Dooen	4	78	75	4	.510	296,597
1911	Charlie Dooen	4	79	73	1	.520	416,000
1912	Charlie Dooen	5	73	79	0	.480	250,000
1913	Charlie Dooen	2	88	63	8	.579	470,000
1914	Charlie Dooen	6	74	80	0	.481	138,474
1915	Pat Moran	1	90	62	1	.592	449,898
1916	Pat Moran	2	91	62	1	.594	515,365
1917	Pat Moran	2	87	65	2	.571	354,428
1918	Pat Moran	6	55	68	2	.448	122,266
1919	Jack Coombs & Gavvy Cravath	8	47	90	1	.344	240,424
1920	Gavvy Cravath	8	62	91	0	.405	330,998
1921	Bill Donovan & Kaiser Wilhelm	8	51	103	0	.331	273,961
1922	Kaiser Wilhelm	7	57	96	1	.373	232,471
1923	Art Fletcher	8	50	104	1	.326	228,168
1924	Art Fletcher	7	55	96	1	.365	299,818
1925	Art Fletcher	*6	68	85	0	.444	304,905
1926	Art Fletcher	8	58	93	1	.385	240,600
1927	Stuffy McInnis	8	51	103	1	.332	305,420
1928	Burt Shotton	8	43	109	0	.283	182,168
1929	Burt Shotton	5	71	82	1	.464	281,200
1930	Burt Shotton	8	52	102	2	.340	299,007
1931	Burt Shotton	6	66	88	1	.429	284,849
1932	Burt Shotton	4	78	76	0	.506	268,914
1933	Burt Shotton	7	60	92	0	.395	156,421
1934	Jimmy Wilson	7	56	93	0	.376	169,885
1935	Jimmy Wilson	7	64	89	3	.420	205,470
1936	Jimmy Wilson	8	54	100	0	.351	249,219
1937	Jimmy Wilson	7	61	92	2	.400	212,790
1938	Jimmy Wilson & Hans Lobert	8	45	105	1	.301	161,111
1939	Doc Prothro	8	45	106	1	.299	277,973
1940	Doc Prothro	8	50	103	0	.327	207,177
1941	Doc Prothro	8	43	111	1	.281	231,401
1942	Hans Lobert	8	42	109	0	.278	230,183
1943	Bucky Harris & Fred Fitzsimmons	7	64	90	3	.417	466,975
1944	Fred Fitzsimmons	8	61	92	1	.399	369,586
1945	Fred Fitzsimmons & Ben Chapman	8	46	108	0	.299	285,057
1946	Ben Chapman	5	69	85	1	.448	1,045,247
1947	Ben Chapman	*7	62	92	1	.403	907,332
1948	Ben Chapman, Dusty Cook & Eddie Sawyer	6	66	88	1	.429	767,429
1949	Eddie Sawyer	3	81	73	0	.526	819,698
1950	Eddie Sawyer	1	91	63	3	.589	1,217,035
1951	Eddie Sawyer	5	73	81	0	.474	937,658

8-Team League (continued)

Year	Manager	Finish	Won	Lost	Tied	Pct.	Attend.
1952	Eddie Sawyer & Steve O'Neill	4	87	67	0	.565	755,417
1953	Steve O'Neill	*3	83	71	2	.538	853,644
1954	Steve O'Neill & Terry Moore	4	75	79	0	.487	738,991
1955	Mayo Smith	4	77	77	0	.500	922,886
1956	Mayo Smith	5	71	83	0	.461	934,798
1957	Mayo Smith	5	77	77	2	.500	1,146,230
1958	Mayo Smith & Eddie Sawyer	8	69	85	0	.448	931,110
1959	Eddie Sawyer	8	64	90	1	.416	802,815
1960	Eddie Sawyer, Andy Cohen & Gene Mauch	8	59	95	0	.383	862,205
1961	Gene Mauch	8	47	107	1	.306	590,205

10-Team League

Year	Manager	Finish	Won	Lost	Tied	Pct.	Attend.
1962	Gene Mauch	7	81	80	0	.503	762,034
1963	Gene Mauch	4	87	75	0	.537	907,141
1964	Gene Mauch	*2	92	70	0	.568	1,425,891
1965	Gene Mauch	6	85	76	1	.528	1,166,376
1966	Gene Mauch	4	87	75	0	.537	1,108,201
1967	Gene Mauch	5	82	80	0	.506	828,888
1968	Gene Mauch, George Myatt & Bob Skinner	*7	76	86	0	.469	664,546

Two 6-Team Divisions

Year	Manager	Finish	Won	Lost	Tied	Pct.	Attend.
1969	Bob Skinner & George Myatt	5	63	99	0	.389	519,414
1970	Frank Lucchesi	5	73	88	0	.453	708,247
1971	Frank Lucchesi	6	67	95	0	.414	1,511,223
1972	Frank Lucchesi & Paul Owens	6	59	97	0	.378	1,343,329
1973	Danny Ozark	6	71	91	0	.438	1,475,934
1974	Danny Ozark	3	80	82	0	.494	1,808,648
1975	Danny Ozark	2	86	76	0	.531	1,909,233
1976	Danny Ozark	**1	101	61	0	.623	2,480,150
1977	Danny Ozark	**1	101	61	0	.623	2,700,070
1978	Danny Ozark	**1	90	72	0	.556	2,583,389
1979	Danny Ozark & Dallas Green	4	84	78	1	.519	2,775,011
1980	Dallas Green	**1	91	71	0	.562	2,651,650
1981	Dallas Green	*3	59	48	0	.551	1,638,932
1982	Pat Corrales	2	89	73	0	.549	2,376,394
1983	Pat Corrales & Paul Owens	**1	90	72	1	.556	2,128,339
1984	Paul Owens	4	81	81	0	.500	2,062,696
1985	John Felske	5	75	87	0	.463	1,830,350
1986	John Felske	2	86	75	0	.534	1,933,355
1987	John Felske & Lee Elia	*4	80	82	0	.494	2,100,110
1988	Lee Elia & John Vukovich	6	65	96	1	.404	1,990,041
1989	Nick Leyva	6	67	95	1	.411	1,861,985
1990	Nick Leyva	*4	77	85	0	.475	1,992,484
1991	Nick Leyva & Jim Fregosi	3	78	84	0	.481	2,050,012
1992	Jim Fregosi	6	70	92	0	.432	1,927,448

Two 7-Team Divisions

Year	Manager	Finish	Won	Lost	Tied	Pct.	Attend.
1993	Jim Fregosi	**1	97	65	0	.599	3,137,674

Three Divisions (one 4-Team, two 5-Team)

Year	Manager	Finish	Won	Lost	Tied	Pct.	Attend.
1994	Jim Fregosi	4	54	61	0	.470	2,290,971
1995	Jim Fregosi	*2	69	75	0	.479	2,043,588
1996	Jim Fregosi	5	67	95	0	.414	1,801,677
1997	Terry Francona	5	68	94	0	.420	1,490,638

Three Divisions (one 6-Team, two 5-Team)

Year	Manager	Finish	Won	Lost	Tied	Pct.	Attend.
1998	Terry Francona	3	75	87	0	.463	1,715,702
1999	Terry Francona	3	77	85	0	.475	1,825,337
2000	Terry Francona	5	65	97	0	.401	1,612,769
2001	Larry Bowa	2	86	76	0	.531	1,782,054
2002	Larry Bowa	3	80	81	0	.497	1,618,230

League Champion

* Tied

** NL Eastern Division Champions

Won 1st half (34-21, 1-1/2 ahead); third in 2nd half

LAST TIME IT HAPPENED

Cycle - Gregg Jefferies, 8/25/95 vs LA
 Five-Hit Game - Jimmy Rollins, 8/11/02 at LA
 Five-RBI Game - Pat Burrell, 8/9/02 at LA
 Six-RBI Game - Bobby Abreu, 8/24/99 vs SD
 Seven-RBI Game - Robert Person, 6/2/02 vs MTL
 Home Run by a Pitcher - Randy Wolf, 8/22/02 at MIL
 Grand Slam - Pat Burrell, 8/9/02 at LA
 Grand Slam by Pitcher - Robert Person, 6/2/02 vs MTL
 Inside-the-Park HR - Doug Glanville, 5/10/02 vs ARI
 Inside-the-Park HR by Pitcher - Curt Simmons, 5/22/52 vs PIT
 No-Hitter - Tommy Greene, 5/23/91 at MTL
 No-Hitter vs Phils (less than 9 inn.) - Pascual Perez, 9/24/88 vs MTL
 No-Hitter vs Phils - Bob Forsch, 4/16/78 at STL
 One-Hitter - Randy Wolf, 9/26/01 vs CIN

One-Hitter vs Phils - Doug Drabek, 8/3/90 vs PIT;
 Sterling Hitchcock/Trevor Hoffman, 4/5/97 at SD
 Pinch-Hit Grand Slam - Kevin Jordan, 4/20/01 vs ATL
 Steal of Home - Scott Rolen, 6/5/97 vs CHI
 Three Steals in a Game - Mark Whiten, 4/14/96 at STL; Jimmy Rollins, 9/29/02 at FLA (10 inn)
 Three Home Runs in a Game - Mike Lieberthal, 8/10/02 at LA
 Three Doubles in a Game - Marlon Anderson, 10/6/01(2) at CIN
 Two Triples in a Game - Bobby Abreu, 7/18/02 vs CHI
 Two Hits, Same Inning - Pat Burrell, 6/2/02 vs MTL (1st)
 Triple Play by Phils - 5/15/99 vs NYM (Mike Piazza)
 Triple Play vs Phils - 9/3/02 at MTL (Marlon Anderson)
 Back-to-Back CG Shutouts - 9/14-15/86 vs NYM and PIT (Gross/Carman)

LONG GAMES

Inn.	Date	Clubs/Score				H/R
21	7/17/1918	Chicago	2	Phillies	1	Road
20	8/24/1905	Chicago	2	Phillies	1	Home
20	4/30/1919	Phillies	9	Brooklyn	9	Home
20	5/4/1973	Phillies	5	Atlanta	4	Vet
20	7/7/1993	Phillies	7	Los Angeles	6	Vet
19	6/13/1918	Phillies	8	St. Louis	8	Home
19	9/15/1950	Phillies	8	Cincinnati	7	Home
18	6/1/1919	Phillies	10	Brooklyn	9	Road
18	6/9/1949	Phillies	4	Pittsburgh	3	Road
18	10/2/1965	Phillies	0	New York	0	Road
18	5/21/1967	Phillies	2	Cincinnati	1	Home
18	8/1/1972	New York	3	Phillies	2	Road
17	9/2/1908	Phillies	3	Brooklyn	2	Home
17	9/6/1952	Phillies	7	Boston	6	Home
17	6/2/1972	Cincinnati	6	Phillies	3	Vet
17	9/13/1974	St. Louis	7	Phillies	3	Vet
17	8/21/1980	Phillies	9	San Diego	8	Vet
17	9/21/1981	Montreal	1	Phillies	0	Road
17	6/27/1986	Phillies	2	St. Louis	1	Road

LATEST ENDING GAMES

4:40 a.m.	-	vs San Diego, July 2, 1993 (DH & rain)
3:23 a.m.	-	vs Montreal, August 10, 1977 (DH & rain)
3:15 a.m.	-	vs New York, September 26, 1975 (DH & rain)
3:11 a.m.	-	vs San Francisco, June 9, 1980 (rain)
2:13 a.m.	-	vs New York, July 26, 1988 (rain)
2:06 a.m.	-	vs St. Louis, September 13, 1974 (x-inning & rain)
2:06 a.m.	-	vs Florida, June 12, 2000 (rain)

LONGEST RAIN DELAYS

5 hours, 44 minutes - vs San Diego, July 2, 1993
 (three delays in game 1 of 1:00, 1:56 and 2:48)

5 hours - vs San Francisco, June 9, 1980
 (two delays of 1:28 and 3:32)

4 hours, 56 minutes - vs Montreal, August 10, 1977; DH *
 (two delays in game 1 of 1:03 and 2:27; 1:26 delay in game 2)

3 hours, 51 minutes - at Colorado, June 15, 1995

3 hours, 34 minutes - vs Florida, June 12, 2000
 (two delays of :59 and 2:35)

3 hours, 32 minutes - vs San Francisco, June 9, 1980
 (2nd delay)

3 hours, 30 minutes - vs Montreal, August 10, 1977
 (two delays in game 1 of 1:03 and 2:27)

3 hours, 25 minutes - vs New York, July 26, 1988

3 hours, 10 minutes - at Montreal, October 4, 1980

*Combined delay for both games of doubleheader.

OPENING DAY

Date	Opponent	Result	WP	LP
4/9/62	at Cincinnati	W, 12-4	MAHAFFEY	Jay
4/9/63	vs Cincinnati	W, 2-1	MAHAFFEY	Jay
4/14/64	vs New York	W, 5-3	KLIPPSTEIN	Jackson
4/12/65	at Houston	W, 2-0	SHORT	Bruce
4/13/66	at St. Louis	W, 3-2	CRAIG	Aust
4/11/67	at Chicago	L, 4-2	Jenkins	BUNNING
4/10/68	at Los Angeles	W, 2-0	SHORT	Osteen
4/8/69	vs Chicago	L, 7-6	Regan	LERSCH
4/7/70	vs Chicago	W, 2-0	SHORT	Jenkins
4/6/71	at Pittsburgh	L, 4-2	Ellis	SHORT
4/15/72	vs Chicago	W, 4-2	CARLTON	Hands
4/6/73	at New York	L, 3-0	Seaver	CARLTON
4/6/74	vs New York	W, 5-4	SCARCE	McGraw
4/8/75	at New York	L, 2-1	Seaver	CARLTON
4/10/76	vs Pittsburgh	L, 5-4	Demery	McGRAW
4/9/77	vs Montreal	L, 4-3	Brown	CARLTON
4/7/78	vs St. Louis	L, 5-1	Forsch	CARLTON
4/6/79	at St. Louis	L, 8-1	Denny	CARLTON
4/11/80	vs Montreal	W, 6-3	CARLTON	Rogers
4/8/81	at Cincinnati	L, 3-2	Hume	LYLE
4/8/82	vs New York	L, 7-2	Jones	CARLTON
4/5/83	at New York	L, 2-0	Sisk	CARLTON
4/3/84	at Atlanta	W, 5-0	CARLTON	Barker
4/9/85	vs Atlanta	L, 6-0	Mahler	CARLTON
4/7/86	at Cincinnati	L, 7-4	Soto	CARLTON
4/7/87	at Atlanta	L, 7-0	Mahler	RAWLEY
4/5/88	vs Pittsburgh	L, 5-3 (14)	Dunne	RAWLEY
4/4/89	at Chicago	L, 5-4	Sutcliffe	YOUNG
4/10/90	at Chicago	L, 2-1	Lancaster	PARRETT
4/8/91	at New York	L, 2-1	Gooden	MULHOLLAND
4/7/92	vs Chicago	L, 4-3	Maddux	MULHOLLAND
4/5/93	at Houston	W, 3-1	MULHOLLAND	Drabek
4/4/94	at Colorado	W, 12-6	SLOCUMB	M. Munoz
4/26/95	at St. Louis	L, 7-6	Arocha	CHARLTON
4/2/96	vs Colorado	L, 5-3	Ritz	FERNANDEZ
4/1/97	at Los Angeles	W, 3-0	SCHILLING	R. Martinez
3/31/98	at NY Mets	L, 1-0 (14)	Wendell	BOTTALICO
4/5/99	at Atlanta	W, 7-4	SCHILLING	Glavine
4/4/00	at Arizona	L, 6-4	Johnson	ASHBY
4/2/01	at Florida	W, 6-5 (13)	TELEMACO	Nunez
4/1/02	at Atlanta	L, 7-2	Glavine	PERSON

OPENING DAY NOTES

- ✦ The Phillies have a 54-64 Opening Day record.
- ✦ There have been two tie games, 1923 at Brooklyn and 1924 vs. Boston.
- ✦ In 1907 the New York Giants forfeited the opener to the Phillies at the Polo Grounds.
- ✦ There have been 11 openers which have gone extra innings; the last was in 2001. The Phils are 4-5 in those games with two ties.

PHILLIE PHANATIC



PHANATIC

HT: 6 feet; **WT:** 300 pounds, mostly fat

AGE: Made debut on April 25, 1978

BIRTHPLACE: Galapagos Islands

EYES: White eyeballs, black pupils, purple eyelashes and blue eyebrows

SKIN: Bright green fur

PHYSICAL DEFECTS: Overweight, clumsy feet, extra long beak, curled up red tongue, gawking neck, slight case of body odor.

Mascot



The Phanatic was created out of one of the weekly staff meetings of the Phillies marketing department after the 1977 season. It was named after the fanatical Phillies fans.

The original person in the costume was David Raymond, a graduate of Newark (DE) High School and the University of Delaware (1979), BA degree in physical education. In his 17 years, Raymond missed just eight games.

Tom Burgoyne, the current Phanatic, actually began his fanatical career as Raymond's backup in 1989 and then joined the Phillies promotional staff in 1990. He has made world-wide appearances with Major League Baseball International, including Japan (1997, 1998 and 2002) and Australia (1997 and 1999). The 37-year-old is a graduate of St. Joseph's Preparatory School and Drexel University (1988), where he earned a BS degree in Marketing. He and his wife, Jennifer, have three sons, Andrew, Daniel and Matthew.

TRADES

MOST RECENT TRADE WITH EACH TEAM (PLAYER FOR PLAYER DEALS ONLY)

NATIONAL LEAGUE

Arizona - July 26, 2000: Curt Schilling for Omar Daal,
Travis Lee, Vicente Padilla and Nelson Figueroa
Atlanta - December 20, 2002: Johnny Estrada for
Kevin Millwood
Chicago - December 23, 1997: Mickey Morandini for
Doug Glanville
Cincinnati - March 28, 2002: Reggie Taylor for player to
be named later (Hector Mercado)
Colorado - no trade
Florida - July 21, 1997: Darren Daulton for Billy McMillon
Houston - March 29, 2000: Yorkis Perez for Trever Miller
Los Angeles - November 9, 2001: Omar Daal for
Jesus Cordero and Eric Junge
Milwaukee - December 11, 1991: Bruce Ruffin for
Dale Sveum
Montreal - December 9, 1991: Darrin Fletcher and cash
for Barry Jones
New York - July 27, 2001: Bruce Chen and Adam Walker
for Dennis Cook and Turk Wendell
Pittsburgh - August 30, 1990: Carmelo Martinez for
Wes Chamberlain, Julio Peguero and a player to be
named later (Tony Longmire)
St. Louis - July 29, 2002: Scott Rolen and Doug Nickle
for Placido Polanco, Mike Timlin and Bud Smith
San Diego - August 7, 2000: Desi Relaford for David Newhan
San Francisco - July 27, 2001: Wayne Gomes for Felipe Crespo

AMERICAN LEAGUE

Anaheim - July 30, 2000: Ron Gant for Kent Bottenfield
Baltimore - December 13, 2001: Chris Brock for John Wasdin
Boston - December 15, 2002: Jeremy Giambi for
Josh Hancock
Chicago - January 31, 1997: Gene Schall for Mike Robertson
Cleveland - November 13, 1998: Jerry Spradlin for Chad Ogea
Detroit - March 10, 2000: Wendell Magee, Jr. for
Bobby Sismondo
Kansas City - June 5, 2001: Paul Byrd for Jose Santiago
Minnesota - December 5, 1992: Mike Hartley for David West
New York - February 9, 1994: Terry Mulholland and
Jeff Patterson for Bobby Munoz, Kevin Jordan and
Ryan Karp
Oakland - May 22, 2002: John Mabry for Jeremy Giambi
Seattle - July 7, 1999: Jose Flores for Domingo Cedenio
Tampa Bay - July 20, 1999: Marty Barnett for player to
be named later (Scott Aldred)
Texas - September 13, 1985: Rich Surhoff for Dave Stewart
Toronto - May 26, 2002: Cliff Politte for Dan Plesac

SERVICE TIME

Most Seasons with Phillies

18-	Mike Schmidt	1972-89
16-	Granny Hamner	1944-59
15-	Chuck Klein	1928-33; 36-44
	Tony Taylor	1960-71; 74-76
	Steve Carlton	1972-86
14-	Jack Clements	1884-97
	Robin Roberts	1948-61
	Chris Short	1959-72
	Darren Daulton	1983; 1985-97
13-	Ed Delahanty	1888-89; 91-1901
	Red Dooen	1902-14
	Cy Williams	1918-30
	Willie Jones	1947-59
	Curt Simmons	1947-50; 52-60
12-	Roy Thomas	1899-1908; 10-11
	Andy Seminick	1943-51; 55-57
	Richie Ashburn	1948-59
	Larry Bowa	1970-81
	Garry Maddox	1975-86

Most Continuous Service in Philadelphia

18-	Mike Schmidt	Phillies	1972-89
16-	Granny Hamner	Phillies	1944-59
15-	Jimmy Dykes	A's	1918-32
	Bobby Clarke	Flyers	1969-84
	Steve Carlton	Phillies	1972-86
14-	Cy Perkins	A's	1917-30
	Robin Roberts	Phillies	1948-61
	Chuck Bednarik	Eagles	1949-62
	Chris Short	Phillies	1959-72
13-	Darren Daulton	Phillies	1985-97

ENTIRE CAREER PLAYED WITH PHILS

RETIRED PLAYERS

18 Years	Mike Schmidt
11 Years	Larry Christenson
10 Years	Terry Harmon, Bob Miller
8 Years	Putsy Caballero
7 Years	John Boozer, George Chalmers, Jack Meyer

PLAYING WITH PHILS THREE DIFFERENT TIMES

Player	1st Time	2nd Time	3rd Time
Bill Duggleby	1898	1901	1902-07
Bill Hallman	1888-89	1892-97	1901-03
Chuck Klein	1928-33	1936-39	1940-44

MOST YEARS REGULAR STARTER BY POSITION

POS	PLAYER	YEARS	POS	PLAYER	YEARS
RHP	Robin Roberts	14 (1948-61)	SS	Larry Bowa	12 (1970-81)
LHP	Steve Carlton	15 (1972-86)	LF	Sherry Magee	9 (1905-13)
C	Jack Clements	10 (1885 + 1887-95)		Greg Luzinski	9 (1972-80)
1B	Fred Luderus	9 (1911-19)	CF	Richie Ashburn	12 (1948-59)
2B	Mickey Morandini	8 (1991-97 + 2000)	RF	Chuck Klein	9 (1928-30 + 1932-33 + 1936-38 + 1940)
3B	Mike Schmidt	15 (1973-84 + 1986-88)			

REGULARS BY POSITION

YEAR	FIRST BASE	AVG	SECOND BASE	AVG	SHORTSTOP	AVG	THIRD BASE	AVG
1883	Farrar	.233	R.Ferguson	.258	McClellan	.230	Warner	.227
1884	Farrar	.245	Andrews	.221	McClellan	.258	Mulvey	.229
1885	Farrar	.245	Myers	.204	Bastian	.167	Mulvey	.269
1886	Farrar	.248	Bastian	.217	Irwin	.233	Mulvey	.267
1887	Farrar	.282	McLaughlin	.220	Irwin	.254	Mulvey	.287
1888	Farrar	.244	Bastian	.193	Irwin	.219	Mulvey	.216
1889	Farrar	.268	Myers	.269	Hallman	.253	Mulvey	.289
1890	McCauley	.244	Myers	.277	Allen	.226	Mayer	.242
1891	W. Brown	.243	Myers	.230	Allen	.221	Shindle	.210
1892	Connor	.294	Hallman	.292	Allen	.227	Reilly	.196
1893	Boyle	.286	Hallman	.307	Allen	.268	Reilly	.245
1894	Boyle	.301	Hallman	.309	Sullivan	.352	L. Cross	.386
1895	Boyle	.253	Hallman	.314	Sullivan	.338	L. Cross	.271
1896	Brouthers	.344	Hallman	.320	Hulen	.265	Nash	.247
1897	Lajoie	.363	L.Cross	.259	Gillen	.259	Nash	.258
1898	Douglas	.258	Lajoie	.328	M.Cross	.257	Lauder	.263
1899	Cooley	.276	Lajoie	.380	M.Cross	.257	Lauder	.268
1900	Delahanty	.323	Lajoie	.346	M.Cross	.202	Wolverton	.282
1901	Jennings	.275	Hallman	.184	M.Cross	.197	Wolverton	.309
1902	Jennings	.277	Childs	.194	Hulswitt	.272	Hallman	.248
1903	Douglas	.255	Gleason	.284	Hulswitt	.247	Wolverton	.308
1904	Doyle	.220	Gleason	.274	Hulswitt	.244	Wolverton	.266
1905	Bransfield	.259	Gleason	.247	Doolan	.254	Courtney	.275
1906	Bransfield	.275	Gleason	.227	Doolan	.230	Courtney	.236
1907	Bransfield	.233	Knabe	.255	Doolan	.204	Courtney	.243
1908	Bransfield	.304	Knabe	.218	Doolan	.234	Grant	.244
1909	Bransfield	.292	Knabe	.234	Doolan	.219	Grant	.269
1910	Bransfield	.239	Knabe	.261	Doolan	.263	Grant	.268
1911	Luderus	.301	Knabe	.237	Doolan	.238	Lobert	.285
1912	Luderus	.257	Knabe	.282	Doolan	.258	Lobert	.327
1913	Luderus	.262	Knabe	.263	Doolan	.218	Lobert	.300
1914	Luderus	.248	Byrne	.272	Martin	.253	Lobert	.275
1915	Luderus	.315	Niehoff	.238	Bancroft	.254	Byrne	.209
1916	Luderus	.281	Niehoff	.243	Bancroft	.212	Stock	.281
1917	Luderus	.261	Niehoff	.255	Bancroft	.243	Stock	.264
1918	Luderus	.288	McGaffigan	.203	Bancroft	.265	Stock	.274
1919	Luderus	.293	Paulette	.259	Bancroft	.272	Blackburne	.199
1920	Paulette	.288	Rawlings	.234	Fletcher	.296	R. Miller	.219
1921	Konetchy	.321	J. Smith	.231	Parkinson	.253	Wrightstone	.296
1922	Leslie	.271	Parkinson	.275	Fletcher	.280	Rapp	.253
1923	Holke	.311	Tierney	.317	Sand	.228	Wrightstone	.273
1924	Holke	.300	Ford	.272	Sand	.245	Wrightstone	.307
1925	Hawks	.322	Friberg	.270	Sand	.278	Huber	.284
1926	Bentley	.258	Friberg	.268	Sand	.272	Huber	.245
1927	Wrightstone	.306	Thompson	.303	Sand	.299	Friberg	.233
1928	Hurst	.285	Thompson	.287	Sand	.211	Whitney	.301
1929	Hurst	.304	Thompson	.324	Thevenow	.227	Whitney	.327
1930	Hurst	.327	Thompson	.282	Thevenow	.286	Whitney	.342
1931	Hurst	.305	Mallon	.309	Bartell	.289	Whitney	.287
1932	Hurst	.339	Mallon	.259	Bartell	.308	Whitney	.298
1933	Hurst	.267	Warner	.224	Bartell	.271	McLeod	.194
1934	Camilli	.265	Chiozza	.304	Bartell	.310	Walters	.260
1935	Camilli	.261	Chiozza	.284	Haslin	.265	Vergez	.249
1936	Camilli	.315	Gomez	.232	Norris	.265	Whitney	.294
1937	Camilli	.339	Young	.194	Scharein	.241	Whitney	.341
1938	Weintraub	.311	Mueller	.250	Young	.229	Whitney	.277
1939	Suhr	.318	Hughes	.228	Scharein	.238	May	.287
1940	Mahan	.244	Schulte	.236	Bragan	.222	May	.293
1941	Etten	.311	Murtaugh	.219	Bragan	.251	May	.267
1942	Etten	.264	Glossop	.225	Bragan	.218	May	.238
1943	Waddell	.261	Murtaugh	.273	Stewart	.211	May	.282
1944	Lupien	.283	Mullen	.267	Hamrick	.205	Stewart	.220

REGULARS BY POSITION

YEAR	CATCHER	AVG	LEFT FIELD	AVG	CENTER FIELD	AVG	RIGHT FIELD	AVG
1883	Gross	.307	Purcell	.268	Lewis	.250	Manning	.267
1884	Crowley	.244	Purcell	.252	Fogarty	.212	Manning	.271
1885	Clements	.191	Andrews	.266	Fogarty	.232	Manning	.256
1886	McGuire	.198	Wood	.273	Andrews	.249	Fogarty	.293
1887	Clements	.280	Wood	.289	Andrews	.325	Fogarty	.261
1888	Clements	.245	Wood	.229	Andrews	.239	Fogarty	.236
1889	Clements	.284	Wood	.251	Fogarty	.259	Thompson	.296
1890	Clements	.315	Hamilton	.325	Burke	.263	Thompson	.313
1891	Clements	.310	Hamilton	.340	Delahanty	.243	Thompson	.294
1892	Clements	.264	Hamilton	.330	Delahanty	.306	Thompson	.305
1893	Clements	.285	Delahanty	.368	Hamilton	.380	Thompson	.370
1894	Clements	.346	Delahanty	.407	Hamilton	.399	Thompson	.404
1895	Clements	.394	Delahanty	.404	Hamilton	.369	Thompson	.392
1896	Grady	.318	Delahanty	.397	Cooley	.307	Thompson	.298
1897	Boyle	.253	Delahanty	.377	Cooley	.329	Dowd	.292
1898	McFarland	.282	Delahanty	.334	Cooley	.312	Flick	.313
1899	McFarland	.333	Delahanty	.410	Thomas	.325	Flick	.342
1900	McFarland	.305	Slagle	.287	Thomas	.316	Flick	.378
1901	McFarland	.285	Delahanty	.357	Thomas	.309	Flick	.336
1902	Dooin	.231	Browne	.260	Thomas	.286	Barry	.287
1903	Roth	.273	Barry	.276	Thomas	.327	Keister	.320
1904	Dooin	.242	Titus	.294	Thomas	.290	Magee	.277
1905	Dooin	.250	Magee	.299	Thomas	.317	Titus	.308
1906	Dooin	.245	Magee	.282	Thomas	.254	Titus	.267
1907	Dooin	.211	Magee	.328	Thomas	.243	Titus	.275
1908	Dooin	.248	Magee	.283	Osborn	.267	Titus	.286
1909	Dooin	.224	Magee	.270	Bates	.293	Titus	.270
1910	Dooin	.242	Magee	.331	Bates	.305	Titus	.241
1911	Dooin	.328	Magee	.288	Paskert	.273	Titus	.284
1912	Killefer	.224	Magee	.306	Paskert	.315	Cravath	.284
1913	Killefer	.244	Magee	.306	Paskert	.262	Cravath	.341
1914	Killefer	.234	Becker	.325	Paskert	.264	Cravath	.299
1915	Killefer	.237	Becker	.246	Paskert	.244	Cravath	.285
1916	Killefer	.217	Whitted	.281	Paskert	.279	Cravath	.283
1917	Killefer	.274	Whitted	.280	Paskert	.251	Cravath	.280
1918	Adams	.176	Meusel	.279	Williams	.276	Cravath	.232
1919	Adams	.233	Meusel	.305	Williams	.278	Callahan	.230
1920	Wheat	.226	Meusel	.309	Williams	.325	Stengel	.292
1921	Bruggy	.310	Meusel	.353	Williams	.320	LeBourveau	.295
1922	Henline	.316	C. W. Lee	.322	Williams	.308	C. Walker	.337
1923	Henline	.324	Mokan	.313	Williams	.293	C. Walker	.281
1924	Henline	.284	Mokan	.260	Williams	.328	Harper	.294
1925	Wilson	.328	Burns	.292	Harper	.349	Williams	.314
1926	Wilson	.305	Mokan	.303	Leach	.329	Williams	.345
1927	Wilson	.275	Spalding	.296	Leach	.306	Williams	.274
1928	Lerian	.272	Leach	.304	Sothorn	.285	Klein	.360
1929	Lerian	.223	O'Doul	.398	Sothorn	.306	Klein	.356
1930	S. Davis	.313	O'Doul	.383	Sothorn	.280	Klein	.386
1931	S. Davis	.326	Klein	.337	Brickell	.253	Arlett	.313
1932	S. Davis	.336	H. B. Lee	.303	G.Davis	.309	Klein	.348
1933	S. Davis	.349	Schulmerich	.334	Fullis	.309	Klein	.368
1934	Todd	.318	Allen	.330	G.Davis	.293	Moore	.343
1935	Todd	.290	Watkins	.270	Allen	.307	Moore	.323
1936	Grace	.249	Moore	.328	Chiozza	.297	Klein	.309
1937	Atwood	.244	Arnovich	.290	H.Martin	.283	Klein	.325
1938	Atwood	.196	Arnovich	.275	H.Martin	.298	Klein	.247
1939	S.Davis	.307	Arnovich	.324	H.Martin	.282	Marty	.254
1940	Warren	.246	Rizzo	.292	Marty	.270	Klein	.218
1941	Warren	.214	Litwhiler	.305	Marty	.268	Benjamin	.235
1942	Warren	.209	Litwhiler	.271	L.Waner	.261	Northey	.251
1943	Livingston	.249	Triplett	.272	E. Adams	.256	Northey	.278
1944	Finley	.249	Wasdell	.277	E. Adams	.283	Northey	.288

REGULARS BY POSITION

YEAR	FIRST BASE	AVG	SECOND BASE	AVG	SHORTSTOP	AVG	THIRD BASE	AVG
1945	Waddell	.300	Daniels	.200	Mott	.221	Antonelli	.256
1946	McCormick	.284	Verban	.275	Newsome	.232	Tabor	.268
1947	Schultz	.223	Verban	.285	Newsome	.229	Handley	.253
1948	Sisler	.274	Hamner	.260	E. Miller	.246	Caballero	.245
1949	Sisler	.289	E. Miller	.207	Hamner	.263	Jones	.244
1950	Waitkus	.284	Goliath	.234	Hamner	.270	Jones	.267
1951	Waitkus	.257	Caballero	.186	Hamner	.255	Jones	.285
1952	Waitkus	.289	Ryan	.241	Hamner	.275	Jones	.250
1953	Torgeson	.274	Hamner	.276	Kazanski	.217	Jones	.225
1954	Torgeson	.271	Hamner	.299	Morgan	.262	Jones	.271
1955	Blaylock	.208	Morgan	.232	Smalley	.196	Jones	.258
1956	Blaylock	.254	Kazanski	.211	Hamner	.224	Jones	.277
1957	Bouchee	.293	Hamner	.227	Fernandez	.262	Jones	.218
1958	Bouchee	.257	Hemus	.284	Fernandez	.230	Jones	.271
1959	Bouchee	.285	S. Anderson	.218	Koppe	.261	Freese	.268
1960	Herrera	.281	Taylor	.287	Amaro	.231	Dark	.242
1961	Herrera	.257	Taylor	.250	Amaro	.257	C. Smith	.248
1962	Sievers	.262	Taylor	.259	Wine	.244	Demeter	.307
1963	Sievers	.240	Taylor	.281	Wine	.215	Hoak	.231
1964	Herrnstein	.234	Taylor	.251	Wine	.212	Allen	.318
1965	Stuart	.234	Taylor	.229	Wine	.228	Allen	.302
1966	White	.276	C. Rojas	.268	Groat	.260	Allen	.317
1967	White	.250	C. Rojas	.259	Wine	.190	Allen	.307
1968	White	.239	C. Rojas	.232	Pena	.260	Taylor	.250
1969	Allen	.288	C. Rojas	.228	Money	.229	Taylor	.262
1970	D. Johnson	.256	Doyle	.208	Bowa	.250	Money	.295
1971	D. Johnson	.265	Doyle	.231	Bowa	.249	J. Vukovich	.166
1972	Hutton	.260	Doyle	.249	Bowa	.250	Money	.222
1973	Montanez	.263	Doyle	.273	Bowa	.211	Schmidt	.196
1974	Montanez	.304	Cash	.300	Bowa	.275	Schmidt	.282
1975	Allen	.233	Cash	.305	Bowa	.305	Schmidt	.249
1976	Allen	.268	Cash	.284	Bowa	.248	Schmidt	.262
1977	Hebner	.285	Sizemore	.281	Bowa	.280	Schmidt	.274
1978	Hebner	.283	Sizemore	.219	Bowa	.294	Schmidt	.251
1979	Rose	.331	Trillo	.260	Bowa	.241	Schmidt	.253
1980	Rose	.282	Trillo	.292	Bowa	.267	Schmidt	.286
1981	Rose	.325	Trillo	.287	Bowa	.283	Schmidt	.316
1982	Rose	.271	Trillo	.271	DeJesus	.239	Schmidt	.280
1983	Rose	.245	Morgan	.230	DeJesus	.254	Schmidt	.255
1984	Matuszek	.248	Samuel	.272	DeJesus	.257	Schmidt	.277
1985	Schmidt	.277	Samuel	.264	Jeltz	.189	Schu	.252
1986	V. Hayes	.305	Samuel	.266	Jeltz	.219	Schmidt	.290
1987	V. Hayes	.277	Samuel	.272	Jeltz	.232	Schmidt	.293
1988	V. Hayes	.272	Samuel	.243	Jeltz	.187	Schmidt	.249
1989	Jordan	.285	Herr	.287	Thon	.271	C. Hayes	.257
1990	Jordan	.241	Herr	.261	Thon	.255	C. Hayes	.258
1991	Kruk	.294	Morandini	.249	Thon	.252	C. Hayes	.230
1992	Kruk	.323	Morandini	.265	Bell	.204	Hollins	.270
1993	Kruk	.316	Morandini	.247	Stocker	.324	Hollins	.273
1994	Kruk	.302	Morandini	.292	Stocker	.273	Hollins	.222
1995	Hollins	.229	Morandini	.283	Stocker	.218	C. Hayes	.276
1996	Jefferies	.292	Morandini	.250	Stocker	.254	Zeile	.268
1997	Brogna	.252	Morandini	.295	Stocker	.266	Rolen	.283
1998	Brogna	.265	Lewis	.249	Relaford	.245	Rolen	.290
1999	Brogna	.278	Anderson	.252	Arias	.303	Rolen	.268
2000	Burrell	.260	Morandini	.252	Relaford	.221	Rolen	.298
2001	Lee	.258	Anderson	.293	Rollins	.274	Rolen	.289
2002	Lee	.265	Anderson	.258	Rollins	.245	Rolen	.259

REGULARS BY POSITION

YEAR	CATCHER	AVG	LEFT FIELD	AVG	CENTER FIELD	AVG	RIGHT FIELD	AVG
1945	Seminick	.239	Triplett	.240	DiMaggio	.257	Dinges	.287
1946	Seminick	.264	Ennis	.313	Wyrostek	.281	Northey	.249
1947	Seminick	.252	Ennis	.275	Walker	.371	Wyrostek	.273
1948	Seminick	.225	Blatnik	.260	Ashburn	.333	Ennis	.290
1949	Seminick	.243	Ennis	.302	Ashburn	.284	Nicholson	.234
1950	Seminick	.288	Sisler	.296	Ashburn	.303	Ennis	.311
1951	Seminick	.227	Sisler	.287	Ashburn	.344	Ennis	.267
1952	Burgess	.296	Ennis	.289	Ashburn	.282	Wyrostek	.274
1953	Burgess	.292	Ennis	.285	Ashburn	.330	Wyrostek	.271
1954	Burgess	.368	Ennis	.261	Ashburn	.313	Clark	.240
1955	Seminick	.246	Ennis	.296	Ashburn	.338	Greengrass	.272
1956	Lopata	.267	Ennis	.260	Ashburn	.303	Valo	.289
1957	Lopata	.237	H. Anderson	.268	Ashburn	.297	Repulski	.260
1958	Lopata	.248	H. Anderson	.301	Ashburn	.350	Post	.282
1959	Sawatski	.293	H. Anderson	.240	Ashburn	.266	Post	.254
1960	Coker	.214	Callison	.260	DelGrec0	.237	K. Walters	.239
1961	Dalrymple	.220	Callison	.266	Gonzalez	.277	Demeter	.257
1962	Dalrymple	.276	Savage	.266	Gonzalez	.302	Callison	.300
1963	Dalrymple	.252	Covington	.303	Gonzalez	.306	Callison	.284
1964	Dalrymple	.238	Covington	.280	Gonzalez	.278	Callison	.274
1965	Dalrymple	.213	A. Johnson	.294	Gonzalez	.295	Callison	.262
1966	Dalrymple	.245	Gonzalez	.286	Briggs	.282	Callison	.276
1967	Dalrymple	.172	Gonzalez	.339	Briggs	.232	Callison	.261
1968	Ryan	.179	Allen	.263	Gonzalez	.264	Callison	.244
1969	Ryan	.204	Briggs	.238	Hisle	.266	Callison	.265
1970	McCarver	.287	Briggs	.270	Hisle	.205	R. Stone	.262
1971	McCarver	.278	Gamble	.221	Montanez	.255	Freed	.221
1972	Bateman	.222	Luzinski	.281	Montanez	.247	Robinson	.239
1973	Boone	.261	Luzinski	.285	Unser	.289	Robinson	.288
1974	Boone	.242	Luzinski	.272	Unser	.264	M. Anderson	.251
1975	Boone	.246	Luzinski	.300	Maddox	.291	M. Anderson	.259
1976	Boone	.271	Luzinski	.304	Maddox	.330	Johnstone	.318
1977	Boone	.284	Luzinski	.309	Maddox	.292	McBride	.339
1978	Boone	.283	Luzinski	.265	Maddox	.288	McBride	.269
1979	Boone	.286	Luzinski	.252	Maddox	.281	McBride	.280
1980	Boone	.229	Luzinski	.228	Maddox	.259	McBride	.309
1981	Boone	.211	Matthews	.301	Maddox	.263	McBride	.271
1982	Diaz	.288	Matthews	.281	Maddox	.284	Dernier	.249
1983	Diaz	.236	Matthews	.258	Maddox	.275	V. Hayes	.265
1984	Virgil	.261	Wilson	.240	V. Hayes	.292	Lezcano	.277
1985	Virgil	.246	Stone	.265	V. Hayes	.263	Wilson	.275
1986	Russell	.241	Redus	.247	Thompson	.251	Wilson	.271
1987	Parrish	.245	James	.293	Thompson	.302	Wilson	.264
1988	Parrish	.215	Bradley	.264	Thompson	.288	James	.242
1989	Daulton	.201	Kruk	.300	Dykstra	.237	V. Hayes	.259
1990	Daulton	.268	Kruk	.291	Dykstra	.325	V. Hayes	.261
1991	Daulton	.196	Chamberlain	.240	Dykstra	.297	Murphy	.252
1992	Daulton	.270	Duncan	.267	Dykstra	.301	Amaro	.219
1993	Daulton	.257	Incaviglia	.274	Dykstra	.305	Eisenreich	.318
1994	Daulton	.300	Incaviglia	.230	Dykstra	.273	Eisenreich	.300
1995	Daulton	.249	Jefferies	.306	Van Slyke	.243	Eisenreich/ Whiten	.269
1996	Santiago	.264	Incaviglia	.234	Otero	.273	Eisenreich	.361
1997	Lieberthal	.246	Jefferies	.256	Cummings	.264	Daulton	.263
1998	Lieberthal	.256	Jefferies	.294	Glanville	.279	Abreu	.312
1999	Lieberthal	.300	Gant	.260	Glanville	.325	Abreu	.335
2000	Lieberthal	.278	Gant	.254	Glanville	.275	Abreu	.316
2001	Estrada	.228	Burrell	.258	Glanville	.262	Abreu	.289
2002	Lieberthal	.279	Burrell	.282	Glanville	.249	Abreu	.308

RETIRED NUMBERS



RICH ASHBURN

B-T: L-R

HT: 5-10; **WT:** 170

BORN: March 19, 1927, Tilden, NE

DIED: September 9, 1997

CAREER: Played 12 years with the Phillies (1948-59) and was regarded as one of the best leadoff hitters and defensive players in the game ... Also played with the Cubs (1960-61) and New York Mets (1962), ending his playing career in 1962 with a .306 average.

Outfielder

1

HOW OBTAINED: Signed to a \$3,500 bonus in 1945 as a catcher.

OFFENSE: Two-time NL batting champion (.338, 1955 & .350, 1958) and runner-up twice (both to Stan Musial, 1948 and 1951) ... Only rookie named to 1948 NL All-Star squad ... Hit in 23 consecutive games that season ... Led NL in singles, walks and on-base percentage, four times; hits, three times; triples, twice and stolen bases, once ... His 1958 season marked the only time a leadoff hitter led the league in both average and walks ... Batted .300 or better in nine of his 15 years in the majors and had an on-base percentage of .400 or more six times ... Ranked 11th all-time in walks and 35th in hits when he retired after the 1962 season to enter the broadcast booth ... Phillies all-time leader in singles (1,811) and was the club leader in games, at-bats and hits until Mike Schmidt came along ... Ranks third in Phillies history in runs ... Holds Phillies record for consecutive games played, 730 ... Finished with career .397 on-base percentage (.394 with Phillies).

DEFENSE: Holds club record for outfield putouts, 538, in 1951 ... Holds NL records for most years, 500 or more putouts, four times, and most years, 400 or more putouts, nine times ... Led NL outfielders in putouts nine times, tying an NL record ... Ranks sixth all-time in putouts, 6,089 ... One of only two players to ever lead the league in putouts, assists and double plays in the same season twice ... Second all-time to Taylor Douthitt in total chances per game (3.04), chances per game (2.98) and putouts per game (2.90) ... Career chances per game average is well ahead of his contemporaries, Willie Mays, Mickey Mantle and Duke Snider.

HONORS: Rookie of the Year (*The Sporting News*) in 1948 ... Selected to five All-Star teams ... Number retired August 24, 1979 ... Elected to National Baseball Hall of Fame by the Veterans Committee in 1995.

AVG	G	AB	R	H	2B	3B	HR	RBI	BB	SO	SB
.308	2189	8365	1322	2574	317	109	29	586	1198	571	234



JIM BUNNING

B-T: R-R

HT: 6-3; **WT:** 195

BORN: October 23, 1931, Southgate, KY ... Elected to the United States Senate from Kentucky in 1998.

CAREER: Pitched in 17 major league seasons, 1955-1971: Detroit Tigers (1955-63), Phillies (1964-67; 1970-71), Pittsburgh Pirates (1968-69) and Los Angeles Dodgers (1969) ... Managed in the Phillies minor league system for five years following his playing career.

Right-Handed Pitcher

14

HOW OBTAINED: Acquired along with C Gus Triandos from Detroit for OF Don Demeter and RHP Jack Hamilton, December 5, 1963.

WINS: From 1955 through 1971, he led the majors in wins, innings and strikeouts ... He won 19 games in each of first three seasons with the Phillies and finished 1967 with 17 wins while suffering a major-league record five 1-0 losses.

MISC: Led AL in strikeouts, twice ... Led NL in shutouts, twice; innings, once and strikeouts, once ... Upon retiring in 1971, he ranked second to Walter Johnson on the all-time strikeout list ... He became the first modern-era pitcher to win 100 games in each league and the second to record 1,000 strikeouts in each league. Both milestones came in a Phillies uniform.


NO-HITTERS: Pitched a no-hitter against the Boston Red Sox while pitching for Detroit, July 20, 1958 ... Became the first 20th century pitcher to throw a no-hitter in each league when he (father of seven) pitched a perfect game against the New York Mets at Shea Stadium on Father's Day, June 21, 1964, throwing only 90 pitches ... It was the first perfect game in the NL since 1880.

HONORS: He was the first to pitch in All-Star Games for both leagues, being scored upon only once in his eight appearances ... Started and won the first game in Veterans Stadium history, April 10, 1971, 4-1 over the Montreal Expos ... Number retired April 6, 2001 ... Elected to the National Baseball Hall of Fame in 1996.

W-L	ERA	G	GS	CG	SHO	IP	H	BB	SO
224-184	3.27	591	519	151	40	3760.1	3433	1000	2855

RETIRED NUMBERS

MIKE SCHMIDT



B-T: R-R

HT: 6-2; **WT:** 203

BORN: September 27, 1949, Dayton, OH

CAREER: Played his entire 18-year career with the Phillies (1972-89) establishing himself as the greatest overall third baseman in the game.

HOW OBTAINED: Phillies second-round selection in the June 1971 amateur draft out of Ohio University where he was a shortstop.

Third Baseman

20

HITTING: Led NL in homers a record eight times; RBI, four times; slugging percentage, five times and on-base percentage, three times ... Only Hank Aaron (15 times) hit 30 homers in a season more times than Mike's 13. And only Babe Ruth (12 times) hit 35 homers more than Mike's 11 ... At retirement, he ranked 7th in home runs (3rd on NL list), 15th in extra-base hits (6th, NL) and tied for 22nd in RBI (6th, NL) ... Ranks 9th on the all-time home run list going into the 2003 season ... Holds career records for a third baseman in home runs (509), RBI and extra-base hits ... Also holds the major league record for homers in a season for a third baseman, 48, in 1980 ... Won six Silver Sluggers for offensive excellence at his position.

DEFENSE: Held 10 NL fielding records when he retired ... Won 10 Gold Gloves, most by a 3B in NL history ... All-time rankings at third base: games (2,212), assists and assists per game, third; double plays, fourth.

HONORS: Won three MVP awards (1980, '81, '86), one of four players to do so in the NL; is also only one of five to win back-to-back MVPs ... Held 14 major league records, 18 National League records, 24 Phillies career records and 11 Phillies season records when he retired ... Played in five League Championship Series and two World Series; was awarded 1980 WS MVP ... 12-time All-Star, elected as the starter nine times ... Named Baseball Player of the Decade (1980s) by *The Sporting News* ... Voted Greatest Phillies Player Ever in 1983 poll of fans ... Number retired May 26, 1990 ... Elected to National Baseball Hall of Fame in 1995, the 26th player to enter on his first ballot ... Was the third baseman for MasterCard's® All-Century Team in 1999.

AVG	G	AB	R	H	2B	3B	HR	RBI	BB	SO	SB
.267	2404	8352	1506	2234	408	59	548	1595	1507	1883	174



STEVE CARLTON

B-T: L-L

HT: 6-5; **WT:** 210

BORN: December 22, 1944, Miami, FL

CAREER: Pitched 15 years with the Phillies from 1972-86 ... Broke in with the St. Louis Cardinals in 1965 ... Also pitched for the San Francisco Giants (1986), Chicago White Sox (1986), Cleveland Indians (1987) and Minnesota Twins (1987-88) before retiring in May, 1988.

Left-Handed Pitcher

32

HOW OBTAINED: Acquired from St. Louis Cardinals for Rick Wise, February 25, 1972.

WINS: Only Warren Spahn (363) won more games among left-handers ... Ranked ninth all-time in wins when he retired ... Won 27 games (10 losses) in first Phillies season, the fifth pitcher ever to win 20 games for a last-place club ... Set Phillies record with 15 consecutive wins and won the NL Triple Crown (wins, 1.97 ERA and a club-record 310 strikeouts that season) ... 20-game winner, six times ... At age 37, won 23 in 1982, most for any NL pitcher at that age ... All-time leader in starts (709) for a left-hander.

MISC: Trails only Nolan Ryan (5,714) on all-time strikeout list ... Took temporary all-time strikeout lead on June 7, 1983 ... Led NL in wins, four times; complete games, three; innings pitched, five; strikeouts, five; ERA and shutouts, once ... Phillies all-time leader in wins, games started and strikeouts; ranks second in games, shutouts and innings pitched ... Held six major league pitching records, 12 National League records and 10 League Championship Series records when he retired ... Holds ML record for consecutive starts, 544, without pitching in relief ... Struck out 10 or more 82 times.

HONORS: Became first pitcher to win four Cy Young Awards (1972, '77, '80, '82) ... Selected to 10 All-Star teams ... Played in five LCS and two World Series with the Phillies (four World Series overall) ... Winning pitcher in 1980 World Series-clinching game vs. Kansas City ... Number retired July 29, 1989 ... Elected to National Baseball Hall of Fame in 1994, his first year of eligibility.

W-L	ERA	G	GS	CG	SHO	IP	H	BB	SO
329-244	3.22	741	709	254	55	5217.1	4672	1833	4136

RETIRED NUMBERS



ROBIN ROBERTS

B-T: S-R

HT: 6-0; **WT:** 190

BORN: September 30, 1926, Springfield, IL

CAREER: Pitched 14 years with the Phillies, 1948-61 ... Also pitched for Baltimore Orioles (1962-65), Houston Astros (1965-66) and Chicago Cubs (1966) before retiring in 1966.

Right-Handed Pitcher

36

HOW OBTAINED: Signed to a \$25,000 bonus by the Phillies following graduation from Michigan State in 1947.

WINS: 20-game winner six straight years (1950-55) ... Led NL in wins, four straight seasons, starting in 1952 ... Making third start in five days, he won his 20th game as the Phillies clinched the pennant at Brooklyn, October 1, 1950 ... Won a career-high 28 in 1952 and set a club record with an .800 winning percentage. Won 21 of his last 23 decisions that year.

MISC: Never pitched under 304 innings from 1950-55 ... Led the Phillies in innings pitched from 1950 through 1960 ... Put together a streak of 28 straight complete games in 1952-53 ... Led the NL in complete games and innings pitched, five times; wins, four times; shutouts and strikeouts, twice ... Phillies career leader in games pitched, complete games and innings pitched, and was the leader in wins and strikeouts until Steve Carlton came along.

HONORS: Selected to seven consecutive All-Star Games ... Shares All-Star Game record for most starts, five, with Lefty Grove and Don Drysdale ... Named Player of the Year by *The Sporting News* in 1952 and was chosen as the Pitcher of the Year three times by the same publication (before Cy Young Award was established) ... Number retired in 1962 ... Elected to National Baseball Hall of Fame in 1976.

W-L	ERA	G	GS	CG	SHO	IP	H	BB	SO
286-245	3.41	676	609	305	45	4688.2	4582	902	2357



GROVER CLEVELAND ALEXANDER

B-T: R-R

HT: 6-1; **WT:** 185

BORN: February 26, 1887, Elba, NE

DIED: November 4, 1950

Right-Handed Pitcher

P

CAREER: Pitched for 20 years in the majors, including two stints with the Phillies, 1911-17 and 1930 ... Also pitched for the Chicago Cubs (1918-26) and St. Louis Cardinals (1926-29) before retiring after nine appearances with the Phillies in 1930.

HOW OBTAINED: Purchased by the Phillies for \$750 from the Syracuse Stars in 1910.

WINS: Won 28-19-22-27-31-33-30 in his first seven seasons with the Phillies ... During those seasons, he averaged 27.1 wins and 355 innings pitched ... His 28 wins in 1911 remain the modern rookie record ... 16 of his 33 wins in 1916 were shutouts, still a major league record ... His 190 Phillies career wins were a record until broken by Robin Roberts ... Won Phillies' first-ever World Series game, 3-1, over Boston, October 8, 1915.

MISC: His ERA was 1.22, 1.55 and 1.83, 1915-17 ... Won the NL Triple Crown (W, IP, SO) during same seasons ... Threw four one-hitters in 1915, another record ... Won a doubleheader at Ebbets Field in September 1917, 5-0 and 7-3, over Brooklyn ... During his Phillies career he led the league in innings pitched, six times; wins, shutouts, and strikeouts, five times and ERA, three times ... Holds club record with 61 career shutouts; Steve Carlton is second with 39 ... Won a Triple Crown with the Cubs in 1920 ... Six years later, picked up two wins and a save as the Cardinals won the World Series ... 373 wins are tied for third all-time ... 90 shutouts are second to Walter Johnson's 110.

HONORS: Named after a U.S. President; portrayed by actor/future President Ronald Reagan in a 1952 motion picture, *The Winning Team* ... During his big league career, the players didn't wear uniform numbers thus the Phillies selected the 1915 "P" as his symbol ... Jersey retired April 6, 2001 ... Elected to National Baseball Hall of Fame, joining nine others as the first group inducted, June 12, 1939.

W-L	ERA	G	GS	CG	SHO	IP	H	BB	SO
373-208	2.56	696	600	437	90	5190.0	4868	951	2198

RETIRED NUMBERS



CHUCK KLEIN

B-T: L-R

HT: 6-0; **WT:** 185

BORN: October 7, 1904, Indianapolis, IN

DIED: March 28, 1958

CAREER: Left-handed hitting outfielder who played 17 seasons in the majors, including 1928-33, 1936-39 and 1940-44 with the Phillies . . . Also played with the Chicago Cubs (1934-36) and Pittsburgh Pirates (1939) before retiring after playing in four games in 1944.

Outfielder



HOW OBTAINED: Purchased from Ft. Wayne for \$5,000 in mid-July of 1928.

HITTING: During first five full seasons (1929-33), Klein batted .359 and averaged 131.6 runs, 46.4 doubles, 36 homers and 138.6 RBI per season . . . NL home run leader four times; led NL in runs and slugging percentage, three times; hits, doubles and RBI, twice and won 1933 batting title . . . 43 homers in 1929 remained a Phillies record until Mike Schmidt hit 48 in 1980 . . . Had two 26-game hitting streaks in 1930; shares ML record for most games, one or more hits, season, 135 . . . Became first modern NL player to hit four home runs in a game, July 10, 1936, against the Pirates in Pittsburgh . . . Holds the Phillies single-season records for runs, longest hitting streak, doubles, extra-base hits, total bases and RBI . . . 170 RBI and 445 total bases in 1930 are still NL records for a LH hitter . . . 543 slugging percentage ranks 35th all-time . . . Phils stats: .326, 243 homers, 983 RBI.

DEFENSE: Holds ML record for most assists, season, with 44 in 1930 (156 games).

HONORS: Won MVP in 1932, the first Phillie to win the award . . . Lone Phillies player to win a Triple Crown, 1933: .368, 28 HR, 120 RBI . . . Started in first All-Star game that same season . . . During his Phillies career, Chuck wore six different numbers, 1, 3, 8, 26, 29, 36. The Phillies selected the old-English "P" worn by the team during Klein's first six seasons . . . Jersey retired April 6, 2001 . . . Elected to National Baseball Hall of Fame by the Veterans Committee in 1980.

AVG	G	AB	R	H	2B	3B	HR	RBI	BB	SO	SB
.320	1753	6486	1168	2076	398	74	300	1201	601	521	79



JACKIE ROBINSON

**First Baseman, Second Baseman,
Third Baseman, Outfielder**

42

Commissioner Bud Selig announced that all teams would retire this number in 1997 during the 50th anniversary of Robinson becoming the first African American to play in Major League Baseball . . . Robinson made his debut that season with the Brooklyn Dodgers, who retired his number following his 1972 death . . . In 1987, the National League Rookie of the Year Award was renamed after Robinson . . . Pitching coach Galen Cisco was the last Phillie to wear the number. (1997 rule was grandfathered, meaning a player who had worn the number could retain it until that player retired. Mike Jackson, who wore #42, was signed as a free agent by the Phillies for the 2000 season but he did not pitch in a game that year.)

DIVISION SERIES SUMMARY

G	Date	Site	Line Score	Pitchers/Home Runs	G	Date	Site	Line Score	Pitchers/Home Runs
1981									
1	10/7	MTL	PHL 1-10-0 MTL 3-8-1	Carlton (L), Reed (7) Rogers (W), Reardon (9) HR: Moreland Attendance: 34,237	4	10/10	PHL	MTL 5-10-1 PHL 6-9-0	Sanderson, Bahnsen (3). Sosa (5), Fryman (6), Reardon (L)(7) Noles, Brusstar (5), Lyle (6), Reed (7), McGraw (W)(8) HR: Schmidt, Carter, Matthews, Vukovich Attendance: 38,818
2	10/8	MTL	PHL 1-6-2 MTL 3-7-0	Ruthven (L), Brusstar (5), Lyle (7), McGraw (8) Gullickson (W), Reardon (8) HR: Carter Attendance: 45,896	5	10/11	PHL	MTL 3-8-1 PHL 0-6-0	Rogers (W) Carlton (L), Reed (9) HR: None Attendance: 47,384
3	10/9	PHL	MTL 2-8-4 PHL 6-13-0	Burris (L), Lee (5), Sosa (7) Christenson (W), Lyle (7), Reed (8) HR: None Attendance: 36,835					

LEAGUE CHAMPIONSHIP SERIES SUMMARY

G	Date	Site	Line Score	Pitchers/Home Runs	G	Date	Site	Line Score	Pitchers/Home Runs
1976									
1	10/9	PHL	CIN 6-10-0 PHL 3-6-1	Gullett (W), Eastwick (9) Carlton (L), McGraw (8) HR: Foster Attendance: 62,640	3	10/12	CIN	PHL 6-11-0 CIN 7-9-2	Kaat, Reed (7), Garber (L) (9), Underwood (9) Nolan, Sarmiento (6), Borbon (7), Eastwick (W)(8) HR: Foster, Bench Attendance: 55,047
2	10/10	PHL	CIN 6-6-0 PHL 2-10-1	Zachry (W), Borbon (6) Lonborg (L), Garber (6), McGraw (7), Reed (7) HR: Luzinski Attendance: 62,651					
1977									
1	10/4	LA	PHL 7-9-0 LA 5-9-2	Carlton, Garber (W)(7), McGraw (9) John, Garman (5), Hough (6), Sosa (L)(8) HR: Luzinski, Cey (slam) Attendance: 55,968	3	10/7	PHL	LA 6-12-2 PHL 5-6-2	Hooton, Rhoden (2), Rau (7), Sosa (8), Rautzhan (W)(8), Garman (9) Christenson, Brusstar (4), Reed (5), Garber (L)(7) HR: None Attendance: 63,719
2	10/5	LA	PHL 1-9-1 LA 7-9-1	Lonborg (L), Reed (5), Brusstar (7) Sutton (W) HR: McBride, Baker (slam) Attendance: 55,973	4	10/8	PHL	LA 4-5-0 PHL 1-7-0	John (W) Carlton (L), Reed (6), McGraw (7), Garber (9) HR: Baker Attendance: 64,924
1978									
1	10/4	PHL	LA 9-13-1 PHL 5-12-1	Hooton, Welch (W)(5) Christenson (L), Brusstar (5), Eastwick (6), McGraw (7) HR: Garvey (2), Lopes, Yeager, Martin Attendance: 63,460	3	10/6	LA	PHL 9-11-1 LA 4-8-2	Carlton (W) Sutton (L), Rautzhan (6), Hough (8) HR: Carlton, Luzinski, Garvey Attendance: 55,043
2	10/5	PHL	LA 4-8-0 PHL 0-4-0	John (W) Ruthven (L), Brusstar (5), Reed (7), McGraw (9) HR: Lopes Attendance: 60,642	4	10/7	LA	PHL 3-8-2(10) LA 4-13-0	Lerch, Brusstar (6), Reed (7), McGraw (L)(9) Rau, Rhoden (6), Forster (W)(10) HR: Luzinski, McBride, Cey, Garvey Attendance: 55,124
1980									
1	10/7	PHL	HOU 1-7-0 PHL 3-8-1	Forsch (L) Carlton (W), McGraw (8) HR: Luzinski Attendance: 65,277	4	10/11	HOU	PHL 5-13-0(10) HOU 3-5-1	Carlton, Noles (6), Saucier (7), Reed (7), Brusstar (W)(8), McGraw (10) Ruhle, Smith (8), Sambito (L)(8) HR: None Attendance: 44,952
2	10/8	PHL	HOU 7-8-1(10) PHL 4-14-2	Ryan, Sambito (7), Smith (7), LaCorte (W)(9), Andujar (10) Ruthven, McGraw (8), Reed (L)(9), Saucier (10) HR: None Attendance: 65,476	5	10/12	HOU	PHL 8-13-2(10) HOU 7-14-0	Bystrom, Brusstar (6), Christenson (7), Reed (7), McGraw (8), Ruthven (W)(9) Ryan, Sambito (8), Forsch (8), LaCorte (L)(9) HR: None Attendance: 44,802
3	10/10	HOU	PHL 0-7-1(11) HOU 1-6-1	Christenson, Noles (7), McGraw (L)(8) Niekro, Smith (W)(11) HR: None Attendance: 44,443					

LEAGUE CHAMPIONSHIP SERIES SUMMARY

G	Date	Site	Line Score	Pitchers/Home Runs
1983				
1	10/4	LA	PHL 1-5-1 LA 0-7-0	Carlton (W), Holland (8) Reuss (L), Neidenfuer (9) HR: Schmidt Attendance: 49,963
2	10/5	LA	PHL 1-7-2 LA 4-6-1	Denny (L), Reed (7) Valenzuela (W), Niedenfuer (9) HR: Matthews Attendance: 55,967

G	Date	Site	Line Score	Pitchers/Home Runs
3	10/7	PHL	LA 2-4-0 PHL 7-9-1	Welch (L), Pena (2), Honeycutt (5), Beckwith (5), Zachry (7) Hudson (W) HR: Marshall, Matthews Attendance: 53,490
4	10/8	PHL	LA 2-10-0 PHL 7-13-1	Reuss (L), Beckwith (5), Honeycutt (5), Zachry (7) Carlton (W), Reed (7), Holland (8) HR: Baker, Lezcano, Matthews Attendance: 64,494

1993				
1	10/6	PHL	ATL 3-9-0(10) PHL 4-9-1	Avery, Mercker (7), McMichael (L)(9) Schilling, Williams (W)(9) HR: Incaviglia Attendance: 62,412
2	10/7	PHL	ATL 14-16-0 PHL 3-7-2	Maddux (W), Stanton (8), Wohlers (9) Greene (L), Thigpen (3), Rivers (4), Mason (6), West (8), Andersen (9) HR: McGriff, Blauser, Pendleton, Berryhill, Hollins, Dykstra Attendance: 62,436
3	10/9	ATL	PHL 4-10-1 ATL 9-12-0	Mulholland (L), Mason (6), Andersen (7), West (7), Thigpen (8) Glavine (W), Mercker (8), McMichael (9) HR: Kruk Attendance: 52,032

4	10/10	ATL	PHL 2-8-1 ATL 1-10-1	Jackson (W), Williams (8) Smoltz (L), Mercker (7), Wohlers (8) HR: None Attendance: 52,032
5	10/11	ATL	PHL 4-6-1(10) ATL 3-7-1	Schilling, Williams (W)(9), Andersen (10) Avery, Mercker (8), McMichael (9), Wohlers (L)(10) HR: Daulton, Dykstra Attendance: 52,032
6	10/13	PHL	ATL 3-5-3 PHL 6-7-1	Maddux (L), Mercker (6), McMichael (7), Wohlers (7) Greene (W), West (8), Williams (9) HR: Blauser, Hollins Attendance: 62,502

WORLD SERIES SUMMARY

G	Date	Site	Line Score	Pitchers/Home Runs
1915				
1	10/8	PHL	BOS 1-8-1 PHL 3-5-1	Shore (L) Alexander (W) HR: None Attendance: 19,343
2	10/9	PHL	BOS 2-10-0 PHL 1-3-1	Foster (W) Mayer (L) HR: None Attendance: 20,306
3	10/11	BOS	PHL 1-3-0 BOS 2-6-1	Alexander (L) Leonard (W) HR: None Attendance: 42,300


G	Date	Site	Line Score	Pitchers/Home Runs
4	10/12	BOS	PHL 1-7-0 BOS 2-8-1	Chalmers (L) Shore (W) HR: None Attendance: 41,096
5	10/13	PHL	BOS 5-10-1 PHL 4-9-1	Foster (W) Mayer, Rixey (L)(3) HR: Hooper (2), Lewis, Luderus Attendance: 20,306

1950				
1	10/4	PHL	NYG 1-5-0 PHL 0-2-1	Raschi (W) Konstanty (L), Meyer (9) HR: None Attendance: 30,746
2	10/5	PHL	NYG 2-10-0(10) PHL 1-7-0	Reynolds (W) Roberts (L) HR: DiMaggio Attendance: 32,660

3	10/6	NYG	PHL 2-10-2 NYG 3-7-0	Heintzelman, Konstanty (8), Meyer (L)(9) Lopat, Ferrick (W)(9) HR: None Attendance: 65,791
4	10/7	NYG	PHL 2-7-1 NYG 5-8-2	Miller (L), Konstanty (1), Roberts (8) Ford (W), Reynolds (9) HR: Berra Attendance: 69,098

WORLD SERIES SUMMARY

G	Date	Site	Line Score	Pitchers/Home Runs	G	Date	Site	Line Score	Pitchers/Home Runs
1980									
1	10/14	PHL	KC 6-9-1	Leonard (L), Martin (4), Quisenberry (8)	4	10/18	KC	PHL 3-10-1	Christenson (L), Noles (1), Saucier (6), Brusstar (6)
		PHL	7-11-0	Walk (W), McGraw (8)			KC	5-10-2	Leonard (W), Quisenberry (8)
				HR: Aikens (2), Otis, McBride					HR: Aikens (2)
				Attendance: 65,791					Attendance: 42,363
2	10/15	PHL	KC 4-11-0	Gura, Quisenberry (L)(7)	5	10/19	KC	PHL 4-7-0	Bystrom, Reed (6), McGraw (W)(7)
		PHL	6-8-1	Carlton (W), Reed (9)			KC	3-12-2	Gura, Quisenberry (L)(7)
				HR: None					HR: Schmidt, Otis
				Attendance: 65,775					Attendance: 42,369
3	10/17	KC	PHL 3-14-9 (10)	Ruthven, McGraw (L)(10)	6	10/21	PHL	KC 1-7-2	Gale(L), Martin (3), Splittorff (5), Pattin (7), Quisenberry (8)
		KC	4-11-0	Gale, Martin (5), Quisenberry (W)(8)			PHL	4-9-0	Carlton (W), McGraw (8)
				HR: Schmidt, Brett, Otis					HR: None
				Attendance: 42,380					Attendance: 65,838
1983									
1	10/11	BAL	PHL 2-5-0	Denny (W), Holland (8)	4	10/15	PHL	BAL 5-10-1	Davis (W), Stewart (6), T. Martinez (8)
		BAL	1-5-1	McGregor (L), Stewart (9), T. Martinez (9)			PHL	4-10-0	Denny (L), Hernandez (6), Reed (6), Andersen (8)
				HR: Morgan, Maddox, Dwyer					HR: None
				Attendance: 52,204					Attendance: 66,947
2	10/12	BAL	PHL 1-3-0	Hudson (L), Hernandez (5), Andersen (6), Reed (8)	5	10/16	PHL	BAL 5-5-0	McGregor (W)
		BAL	4-9-1	Boddicker (W)			PHL	0-5-1	Hudson (L), Bystrom (5), Hernandez (6), Reed (9)
				HR: Lowenstein					HR: Murray (2), Dempsey
				Attendance: 52,132					Attendance: 67,064
3	10/14	PHL	BAL 3-6-1	Flanagan, Palmer (W)(5), Stewart (7), T. Martinez (9)					
		PHL	2-8-2	Carlton (L), Holland (7)					
				HR: Ford, Matthews, Morgan					
				Attendance: 65,792					
1993									
1	10/16	TOR	PHL 5-11-1	Schilling (L), West (7), Andersen (7), Mason (8)	4	10/20	PHL	TOR 15-17-0	Stottlemire, Leiter (3), Castillo (W)(5), Timlin (8), Ward (8)
		TOR	8-10-3	Guzman, Leiter (W)(6), Ward (8)			PHL	14-14-1	Greene, Mason (3), West (6), Andersen (7), Williams (L)(8), Thigpen (9)
				HR: White, Olerud					HR: Dykstra (2), Daulton
				Attendance: 52,011					Attendance: 62,731
2	10/17	TOR	PHL 6-12-0	Mulholland (W), Mason (6), Williams (8)	5	10/21	PHL	TOR 0-5-1	Guzman (L), Cox (8)
		TOR	4-8-0	Stewart (L), Castillo (7), Eichhorn (8), Timlin (8)			PHL	2-5-1	Schilling (W)
				HR: Eisenreich, Dykstra, Carter					HR: None
				Attendance: 52,062					Attendance: 62,706
3	10/19	PHL	TOR 10-13-1	Hentgen (W), Cox (7), Ward (9)	6	10/23	TOR	PHL 6-7-0	Mulholland, Mason (6), West (8), Andersen (8), Williams (L)(9)
		PHL	3-9-0	Jackson (L), Rivera (6), Thigpen (7), Andersen (9)			TOR	8-10-2	Stewart, Cox (7), Leiter (7), Ward (W)(9)
				HR: Molitor, Thompson					HR: Dykstra, Molitor, Carter
				Attendance: 62,689					Attendance: 52,195



Jimmy Rollins

AWARDS

All-Star Game Selections	58
Award Winners	60
Gold Gloves	61
Hall Of Fame	64
NL Monthly	62
NL Weekly	61
Paul Owens Award	62
Phillies All-Star History	58-59
Richie Ashburn, Giles/Rojas Awards	63
Silver Sluggers	61
Triple Crowns	62
Wall of Fame	64

ALL-STAR GAME SELECTIONS

1933	Dick Bartell, ss*	1955	Del Ennis, of*	1976	Bob Boone, c	1989	Von Hayes, of
	Chuck Klein, of*		Stan Lopata, c		Larry Bowa, ss		Mike Schmidt, 3b**
1935	Jimmy Wilson, c*		Robin Roberts, rhp*		Dave Cash, 2b	1990	Lenny Dykstra, of*
1936	Pinky Whitney, 3b*	1956	Stan Lopata, c		Greg Luzinski, of*	1991	John Kruk, 1b
1937	Bucky Walters, rhp		Robin Roberts, rhp		Mike Schmidt, 3b	1992	Darren Daulton, c
1938	Herschel Martin, of	1957	Jack Sanford, rhp	1977	Steve Carlton, lhp		John Kruk, 1b
1939	Morrie Arnovich, of		Curt Simmons, lhp*		Greg Luzinski, of*	1993	Darren Daulton, c*
1940	Kirby Higbe, rhp	1958	Richie Ashburn, of		Mike Schmidt, 3b		Dave Hollins, 3b
	Pinky May, 3b		Dick Farrell, rhp	1978	Bob Boone, c		John Kruk, 1b*
	Hugh Mulcahy, rhp	1959	Gene Conley, rhp		Larry Bowa, ss*		Terry Mulholland, lhp*
1941	Cy Blanton, rhp	1960	Tony Taylor, 2b		Greg Luzinski, of*	1994	Mariano Duncan, 2b*
1942	Danny Litwhiler, of	1961	Art Mahaffey, rhp	1979	Bob Boone, c*		Lenny Dykstra, of***
1943	Babe Dahlgren, 1b	1962	Johnny Callison, of		Larry Bowa, ss*		Danny Jackson, lhp
1944	Ken Raffensberger, lhp		Art Mahaffey, rhp		Steve Carlton, lhp*		Doug Jones, rhp
1946	Del Ennis, of	1963	Ray Culp, rhp		Pete Rose, 1b	1995	Darren Daulton, c
	Frank McCormick, 1b	1964	Jim Bunning, rhp		Mike Schmidt, 3b*		Lenny Dykstra, of*
	Emil Verban, 2b		Johnny Callison, of	1980	Steve Carlton, lhp		Tyler Green, rhp
1947	Schoolboy Rowe, rhp		Chris Short, lhp		Pete Rose, 1b		Mickey Morandini, 2b
	Emil Verban, 2b*	1965	Richie Allen, 3b*		Mike Schmidt, 3b***		Heathcliff Slocumb, rhp
	Harry Walker, of*		Johnny Callison, of	1981	Steve Carlton, lhp	1996	Ricky Bottalico, rhp
1948	Richie Ashburn, of*		Cookie Rojas, 2b		Pete Rose, 1b*	1997	Curt Schilling, rhp
1949	Andy Seminick, c*	1966	Richie Allen, 3b		Dick Ruthven, rhp	1998	Curt Schilling, rhp
	Eddie Waitkus, 1b		Jim Bunning, rhp		Mike Schmidt, 3b*	1999	Paul Byrd, rhp
1950	Willie Jones, 3b*	1967	Richie Allen, 3b*		Manny Trillo, 2b		Mike Lieberthal, c
	Jim Konstanty, rhp		Chris Short, lhp	1982	Steve Carlton, lhp		Curt Schilling, rhp*
	Robin Roberts, rhp*	1968	Woody Fryman, lhp		Pete Rose, 1b*	2000	Mike Lieberthal, c
	Dick Sisler, of	1969	Grant Jackson, lhp		Mike Schmidt, 3b*	2001	Jimmy Rollins, ss
1951	Richie Ashburn, of*	1970	Joe Hoerner, lhp		Manny Trillo, 2b*	2002	Vicente Padilla, rhp
	Del Ennis, of*	1971	Rick Wise, rhp	1983	Mike Schmidt, 3b*		Scott Rolen, 3b*
	Willie Jones, 3b	1972	Steve Carlton, lhp	1984	Al Holland, lhp		Jimmy Rollins, ss*
	Robin Roberts, rhp*	1973	Wayne Twitchell, rhp		Juan Samuel, 2b		
1952	Granny Hamner, ss*	1974	Larry Bowa, ss*		Mike Schmidt, 3b*		
	Robin Roberts, rhp		Steve Carlton, lhp	1985	Ozzie Virgil, c		
	Curt Simmons, lhp*		Dave Cash, 2b		Glenn Wilson, of		
1953	Richie Ashburn, of		Mike Schmidt, 3b	1986	Shane Rawley, lhp		
	Granny Hamner, ss	1975	Larry Bowa, ss		Mike Schmidt, 3b*		
	Robin Roberts, rhp*		Dave Cash, 2b	1987	Steve Bedrosian, rhp		
	Curt Simmons, lhp		Greg Luzinski, of		Juan Samuel, 2b		
1954	Smoky Burgess, c		Tug McGraw, lhp		Mike Schmidt, 3b*		
	Granny Hamner, 2b*			1988	Kevin Gross, rhp		
	Robin Roberts, rhp*				Lance Parrish, c		

* Starter

** Elected starter but did not play because of retirement

Started because of injury to

Ted Simmons
Couldn't start because of injury

ALL-STAR GAMES IN PHILADELPHIA

July 13, 1943, Shibe Park

AL	5	8	0
NL	3	10	0

Bobby Doerr's 3-run homer in the second inning propelled the AL Stars to their third straight victory before 31,938. Vince DiMaggio led the NL with a single, triple and home run. It was the first ASG played entirely under the lights. Winner: Emil Leonard; Loser: Mort Cooper. Game was shortwaved to American fighting men throughout the world.

July 8, 1952, Shibe Park

NL	3	3	0
AL	2	5	0

Only game in ASG history not to go nine innings as rain halted play after five innings. Jackie Robinson hit a solo homer in the first and Hank Sauer hit a two-run homer onto the LF roof in the fourth for all the NL runs. Two Philadelphia pitchers started the game, Curt Simmons (Phillies) and Bobby Shantz (A's). Shantz fanned Whitey Lockman, Robinson and Stan Musial in the fifth to the delight of 32,785 fans. Winner: Bob Rush; Losers: Bob Lemon. Game was broadcast on Mutual Radio System and on NBC TV.

July 13, 1976, Veterans Stadium

NL	7	10	0
AL	1	5	0

ASG MVP George Foster hit a 3-run homer to lead NL to fifth win in a row. Third largest crowd (63,974) in ASG history included President Gerald Ford. Five Cincinnati Reds were in the starting lineup. For first time in Phillies history, they had five players in the game: Greg Luzinski (starter in LF), Dave Cash (2b), Larry Bowa (ss), Bob Boone (c) and Mike Schmidt (3b). Winner: Randy Jones; Loser: Mark Fidrych. An estimated 60 million fans watched the game on ABC TV.

July 9, 1996, Veterans Stadium

NL	6	12	1
AL	0	7	0

NL defeated AL for third straight year with 6-0 shutout, behind MVP and Norristown native Mike Piazza's monster home run to the left field upper deck and RBI double in the second and third innings. Biggest ovation from the crowd of 62,670 went to Ozzie Smith, playing in his 15th and final All-Star Game. Winner: John Smoltz; Loser: Charles Nagy. Game was broadcast on NBC TV and CBS Radio.

ALL-STARS - MISC. INFORMATION

MOST SELECTIONS

Pitchers

Robin Roberts, 7 times
Steve Carlton, 7 times

Hitters

Mike Schmidt, 12 times

ROOKIES

Del Ennis, of, 1946

Richie Ashburn, of, 1948

Jack Sanford, rhp, 1957

Ray Culp, rhp, 1963

Juan Samuel, 2b, 1984

Tyler Green, rhp, 1995

Jimmy Rollins, ss, 2001

WINNING PITCHERS

Ken Raffensberger, lhp

7-1

7/11/44

Forbes Field

Doug Jones, rhp

8-7

7/12/94

Three Rivers Stadium

Heathcliff Slocumb, rhp

3-2

7/11/95

The Ballpark in Arlington

HOME RUNS

Johnny Callison, rf 7/7/64

Shea Stadium

Richie Allen, 3b 7/11/67

Anaheim Stadium

Greg Luzinski, lf 7/19/77

Yankee Stadium

Mike Schmidt, 3b 8/9/81

Municipal Stadium

MVP

Johnny Callison, rf, 7/7/64, Shea Stadium

(Hit 3-run game-winning HR in the bottom of the ninth off Dick Radatz, 7-4.)

MANAGERS

Eddie Sawyer

7/10/51

Briggs Stadium

W

8-3

Gene Mauch

7/13/65

Metropolitan Stadium

W

6-5

Dallas Green

8/9/81

Municipal Stadium

W

5-4

Paul Owens

7/10/84

Candlestick Park

W

3-1

Jim Fregosi

7/12/94

Three Rivers Stadium

W

8-7

PHILLIES STARTERS

(POSITION BY POSITION)

"Firsts"

C Jimmy Wilson, 1935

1B Pete Rose, 1981

2B Emil Verban, 1947

SS Dick Bartell, 1933

3B Pinky Whitney, 1936

LF Del Ennis, 1955

CF Harry Walker, 1947

RF Chuck Klein, 1933

P Robin Roberts, 1950

"Lasts"

Darren Daulton, 1993

John Kruk, 1993

Mariano Duncan, 1994

Jimmy Rollins, 2002

Scott Rolen, 2002

Greg Luzinski, 1978

Lenny Dykstra, 1995

Del Ennis, 1951

Curt Schilling, 1999

PHILLIES FIRSTS

Hitters

At-Bat

Chuck Klein, 7/6/33

Run

Richie Ashburn, 7/13/48

Hit

Chuck Klein, 7/6/33

Double

Jimmy Wilson, 7/8/35

Triple

Mike Schmidt, 7/17/79

Home Run

Johnny Callison, 7/7/64

RBI

Pinky Whitney, 7/7/36

Stolen Base

Richie Ashburn, 7/13/48

Error

Andy Seminick, 7/12/49

Pitchers

Game

Bucky Walters, 7/7/37

Win

Ken Raffensberger, 7/11/44

Loss

Curt Simmons, 7/9/57

Hit

Bucky Walters, 7/7/37

Run

Robin Roberts, 7/11/50

Walk

Robin Roberts, 7/11/50

Strikeout

Ken Raffensberger, 7/11/44

AWARD WINNERS

NL MOST VALUABLE PLAYER

Chuck Klein (1931)	<i>The Sporting News</i>
Chuck Klein (1932)	Baseball Writers Association of America, <i>TSN</i>
Jim Konstanty (1950)	BBWAA
Mike Schmidt (1980, 1981, 1986)	BBWAA

NL CY YOUNG AWARD (BBWAA)

Steve Carlton (1972, 1977, 1980, 1982)
John Denny (1983)
Steve Bedrosian (1987)

NL ROOKIE OF THE YEAR

Jack Sanford, p (1957)	BBWAA
Ed Bouchee, 1b (1957)	<i>TSN</i>
Richie Allen, 3b (1964)	BBWAA, <i>TSN</i>
Lonnie Smith, of (1980)	<i>TSN</i>
Juan Samuel, 2b (1984)	<i>TSN</i>
Scott Rolen, 3b (1997)	BBWAA, Players Choice

ML ROOKIE OF THE YEAR (TSN)

Del Ennis, of (1946)
Richie Ashburn, of (1948)

NL MANAGER OF THE YEAR

Eddie Sawyer (1950)	AP, UPI
Gene Mauch (1962, 1964)	AP
Danny Ozark (1976)	AP
Jim Fregosi (1993)	AP
Larry Bowa (2001)	BBWAA, <i>TSN</i> , <i>ESPN the Magazine</i> , <i>USA TODAY</i> , <i>Baseball Weekly</i>

MAJOR LEAGUE MANAGER OF THE YEAR (TSN)

Danny Ozark (1976)

MAJOR LEAGUE EXECUTIVE OF THE YEAR (TSN)

Bob Carpenter (1949)
Lee Thomas (1993)

MAJOR LEAGUE PLAYER OF THE YEAR (TSN)

Robin Roberts, p (1952)

NL PLAYER OF THE YEAR

Jim Konstanty (1950)	UPI
Mike Schmidt (1980, 1986)	<i>TSN</i>

NL PITCHER OF THE YEAR

Jim Konstanty (1950)	<i>TSN</i>
Robin Roberts (1952, 1955)	<i>TSN</i>
Steve Carlton (1972, 1977, 1980, 1982)	<i>TSN</i>
John Denny (1983)	<i>TSN</i>
Steve Bedrosian (1987)	<i>Baseball America</i>

NL ROOKIE PITCHER OF THE YEAR (TSN)

Jack Sanford (1957)
Ray Culp (1963)

NL COMEBACK PLAYER OF THE YEAR

Eddie Waitkus (1950)	AP
Robin Roberts (1958)	AP
Jim Bunning (1964)	AP
John Denny (1983)	<i>TSN</i> , UPI

MALE ATHLETE OF THE YEAR (AP)

Jim Konstanty (1950)

NL FIREMAN OF THE YEAR (TSN)

Al Holland (1983)
Steve Bedrosian (1987)

ROLAIDS RELIEF MAN (MLB)

Al Holland (1983)
Steve Bedrosian (1987)

ROBERTO CLEMENTE AWARD (MLB)

Presented annually to the player "who best typifies the game, both on and off the field."
Greg Luzinski (1978)
Garry Maddox (1986)

MOST VALUABLE PLAYER, ALL-STAR GAME (MLB)

Johnny Callison (1964)

MOST VALUABLE PLAYER, LEAGUE CHAMPIONSHIP SERIES (NATIONAL LEAGUE)

Manny Trillo (1980)
Gary Matthews (1983)
Curt Schilling (1993)

MOST VALUABLE PLAYER, WORLD SERIES (MLB AND SPORT MAGAZINE)

Mike Schmidt (1980)

AWARD WINNERS

RAWLINGS GOLD GLOVE AWARD® WINNERS

1963 - Bobby Wine, ss	1978 - Garry Maddox, of	1982 - Garry Maddox, of
1964 - Bobby Shantz, p	Mike Schmidt, 3b	Mike Schmidt, 3b
	Larry Bowa, ss	Manny Trillo, 2b
1966 - Bill White, 1b	Bob Boone, c	1983 - Mike Schmidt, 3b
1972 - Larry Bowa, ss	1979 - Garry Maddox, of	1984 - Mike Schmidt, 3b
1975 - Garry Maddox, of	Mike Schmidt, 3b	1986 - Mike Schmidt, 3b
1976 - Garry Maddox, of	Bob Boone, c	1998 - Scott Rolen, 3b
Mike Schmidt, 3b	Manny Trillo, 2b	1999 - Mike Lieberthal, c
Jim Kaat, p	1980 - Garry Maddox, of	2000 - Scott Rolen, 3b
1977 - Garry Maddox, of	Mike Schmidt, 3b	2001 - Scott Rolen, 3b
Mike Schmidt, 3b	1981 - Garry Maddox, of	
Jim Kaat, p	Mike Schmidt, 3b	
	Manny Trillo, 2b	
	Steve Carlton, p	

SILVER SLUGGER WINNERS

1980 Manny Trillo, 2b	1982 Mike Schmidt, 3b	1992 Darren Daulton, c
Mike Schmidt, 3b	1983 Mike Schmidt, 3b	1993 Lenny Dykstra, of
1981 Pete Rose, 1b	1984 Mike Schmidt, 3b	
Manny Trillo, 2b	1986 Mike Schmidt, 3b	
Mike Schmidt, 3b	1987 Juan Samuel, 2b	

NL PLAYER OF THE WEEK

Year	Player	Year	Player	Year	Player
1973	Wayne Twitchell	1982	Gary Matthews	1992	Dave Hollins
1974	Dave Cash	1983	Joe Morgan		John Kruk
	Larry Bowa	1984	Mike Schmidt		Tommy Greene
1976	Mike Schmidt		Von Hayes	1993	John Kruk
	Dave Cash	1985	Juan Samuel		Tommy Greene
	Jay Johnstone	1986	Von Hayes (3 times)	1994	Danny Jackson
1977	Greg Luzinski (twice)		Mike Schmidt		Lenny Dykstra
	Steve Carlton		Kent Tekulve	1998	Paul Byrd
1978	Larry Christenson	1987	Mike Schmidt	1999	Mike Lieberthal
	Garry Maddox		Steve Bedrosian	2001	Bobby Abreu
1979	Steve Carlton		Von Hayes		Scott Rolen
	Bob Boone	1990	Lenny Dykstra		Jose Mesa
	Pete Rose (twice)		Terry Mulholland		
1980	Steve Carlton	1991	Tommy Greene		
	Pete Rose		Wes Chamberlain		
	Bake McBride		Mitch Williams		
	Mike Schmidt		John Kruk		

Phillies

AWARD WINNERS

NL PLAYER/PITCHER OF THE MONTH

Player of the Month

June	1973	-	Greg Luzinski
April	1976	-	Mike Schmidt
July	1977	-	Greg Luzinski
July	1979	-	Mike Schmidt
Sept.	1979	-	Pete Rose
May	1980	-	Mike Schmidt
August	1981	-	Mike Schmidt
Sept.	1981	-	Gary Matthews
July	1982	-	Mike Schmidt
April	1989	-	Von Hayes
May	1994	-	Lenny Dykstra

Pitcher of the Month

June	1964	-	Jim Bunning
Sept.	1977	-	Larry Christenson
May	1980	-	Steve Carlton
Sept.	1980	-	Marty Bystrom
May	1982	-	Dick Ruthven
Sept.	1983	-	John Denny
August	1985	-	Shane Rawley
May	1987	-	Steve Bedrosian
August	1991	-	Mitch Williams
May	1993	-	Tommy Greene
June	1994	-	Bobby Munoz
May	1995	-	Heathcliff Slocumb
August	1995	-	Sid Fernandez
May	1999	-	Curt Schilling

NL TRIPLE CROWN WINNERS

Year	Player	Club	AVG	HR	RBI
1912	Heinie Zimmerman	Cubs	.372	14	103
1922	Rogers Hornsby	Cardinals	.401	42	152
1925	Rogers Hornsby	Cardinals	.403	39	143
1933	Chuck Klein	PHILLIES	.368	28	120
1937	Joe Medwick	Cardinals	.374	31	154

PAUL OWENS AWARD

Since 1986 the Phillies have honored the top player and pitcher in their minor league system. The Award is named in honor of Paul Owens, who has spent 47 years in the Phillies organization as a scout, farm director, general manager, manager and currently serves as a Senior Advisor to the General Manager.

YEAR	PLAYER	PITCHER
1986	Ron Jones (of)	Marvin Freeman (rhp)
1987	Ricky Jordan (1b)	Todd Frohwirth (rhp)
1988	Jim Vatcher (of)	Andy Carter (lhp)
1989	Mickey Morandini (2b)	Jason Grimsley (rhp)
1990	Jeff Grotewold (c)	Andy Ashby (rhp)
1991	Kim Batiste (ss)	Toby Borland (rhp)
1992	Mike Lieberthal (c)	Paul Fletcher (rhp)
1993	Phil Geisler (of)	Ricky Bottalico (rhp)
1994	Gene Schall (1b)	Ron Blazier (rhp)
1995	Dave Doster (2b)	Rich Hunter (rhp)
	Wendell Magee (of)	
1996	Scott Rolen (3b)	Matt Beech (lhp)
1997	Jeff Key (of)	Ryan Brannan (rhp)
	Jimmy Rollins (ss)	
1998	Marlon Anderson (2b)	Carlton Loewer (rhp)
1999	Pat Burrell (of/1b)	Adam Eaton (rhp)
2000	Marlon Byrd (of)	Brandon Duckworth (rhp)
2001	Marlon Byrd (of)	Brandon Duckworth (rhp)
2002	Chase Utley (3b)	Ryan Madson (rhp)

RICHIE ASHBURN AWARD



RICHIE ASHBURN SPECIAL ACHIEVEMENT AWARD was established in 1998 in honor of the memory of Richie Ashburn, who spent nearly 50 years with the Phillies.

The award is given annually to a member of the Phillies organization who has demonstrated the same loyalty, dedication and passion for the game as the award's namesake.

1998 – Pete Cera: A long-time employee who was with the Phillies from 1938 through 1998. He was a minor league traveling secretary, clubhouse manager, trainer and closed his outstanding career as assistant clubhouse manager in the major leagues.

1999 – Paul Owens: With the Phillies since 1955 as minor league manager, scout, Farm Director, Player Development Director, General Manager (1980 World Champions), major league manager (1983 NL Champions), assistant to the President and currently Senior Advisor to the General Manager.

2000 – Ray Krise: First began working in the Phillies ticket office in 1951. Three years later he was named Assistant Ticket Manager. He became Ticket Manager in 1962, a position he held until semi-retirement in 1986.

2001 – Eddie Ferenz: Joined the Phillies in 1966 as the Public Address announcer at Connie Mack Stadium. In October 1969, he became the team's Traveling Secretary, a position he held for 30 years.

2002 – Maje McDonnell: Joined the Phillies in 1947 and was a member of the Whiz Kids coaching staff in 1950. He's also served as a coach, scout and goodwill ambassador and currently works in the team's Community Relations Department.

BILL GILES AND LARRY ROJAS AWARDS

Two awards were established in 1999 to honor minor league players who share the same attributes as the awards' namesakes: Bill Giles and Larry Rojas.

Giles and Rojas share a love and respect for the game of baseball, an outstanding work ethic and pride in being a member of the Phillies.

Giles climbed the baseball ladder from the minors to the majors, working in numerous executive capacities with the Astros and Phillies until getting a group together to purchase the Phillies in 1981. He was President and General Partner until 1997 when he became Chairman.

Rojas was born in Cuba and played minor league baseball with the Phillies. He has also served as a minor league coach and manager, spring training coordinator, scout and liaison for the Hispanic players in the system.

Bill Giles Award winner

1999	Gary Burnham
2000	Marlon Byrd
2001	Nate Espy
2002	Taylor Buchholz

Larry Rojas Award winner

1999	Alejandro Fajardo
2000	Anderson Machado
2001	Juan Richardson
2002	Elizardo Ramirez

NATIONAL BASEBALL HALL OF FAME

Players	Years with Phillies	In HOF	Players	Years with Phillies	In HOF
Rich Ashburn	1948-59	1995	Sam Thompson	1889-98	1974
Dave Bancroft	1915-20	1971	Lloyd Waner	1942	1967
Dan Brouthers	1896	1945	Hack Wilson	1934	1979
Roger Connor	1892	1976	*Player-Manager		
Ed Delahanty	1888-89; 1891-1901	1945	Pitchers	Years with Phillies	In HOF
Hugh Duffy *	1904-06	1945	Grover Alexander	1911-17	1938
Johnny Evers	1917	1946	Chief Bender	1916-17	1953
Elmer Flick	1898-1902	1963	Jim Bunning	1964-67; 1970-71	1996
Jimmie Foxx	1945	1951	Steve Carlton	1972-86	1994
Billy Hamilton	1890-95	1961	Ferguson Jenkins	1965-66	1991
Hughie Jennings	1901-02	1945	Tim Keefe	1891-93	1964
Chuck Klein	1928-33; 1936-44	1980	Kid Nichols	1905-06	1949
Nap Lajoie	1896-1900	1937	Eppa Rixey	1912-17; 1919-20	1963
Tommy McCarthy	1886-87	1946	Robin Roberts	1948-61	1976
Joe Morgan	1983	1990	Managers	Years with Phillies	In HOF
Mike Schmidt	1972-89	1995	Bucky Harris	1943	1974
Casey Stengel	1920-21	1966	Harry Wright	1884-93	1953

FORD C. FRICK AWARD

The Ford C. Frick Award is presented annually to a broadcaster for "major contributions to baseball." The award, named after the late broadcaster and National League President, has been presented annually since 1978. Each award recipient is presented with a certificate during the Hall of Fame Induction Ceremony and is recognized in the "Scribes & Mikemen" exhibit in the Library of the National Baseball Hall of Fame. Long-time broadcaster By Saam received the award in 1990 and was joined in 2002 by his former broadcast partner, Harry Kalas.

J.G. TAYLOR SPINK AWARD

The Philadelphia media are also represented in the Baseball Hall of Fame in Cooperstown, NY. Former *Philadelphia Inquirer* baseball writer Allen Lewis (1981) and the late Ray Kelly of the *Philadelphia Bulletin* (1988) won the J.G. Taylor Spink Award. The award, named after the late founder of *The Sporting News*, has been voted upon annually by the Baseball Writers' Association of America since 1962 and honors a baseball writer (or writers) "for meritorious contributions to baseball writing."


PHILADELPHIA WALL OF FAME

Players must have five or more years of service to be eligible. Managers and coaches need four years.

Athletics	Phillies	Athletics	Phillies
1978 Connie Mack	Robin Roberts	1992 Jack Coombs	Chris Short
1979 Jimmie Foxx	Richie Ashburn	1993 Frank Baker	Curt Simmons
1980 Lefty Grove	Chuck Klein	1994 Bobby Shantz	Dick Allen
1981 Al Simmons	Grover Alexander	1995 Eddie Joost	Willie Jones
1982 Mickey Cochrane	Del Ennis	1996 Ed Rommel	Sam Thompson
1984 Jimmy Dykes	Jim Bunning	1997 Ferris Fain	Johnny Callison
1985 Eddie Plank	Ed Delahanty	1998 Bing Miller	Greg Luzinski
1986 Rube Waddell	Cy Williams	1999 Sam Chapman	Tug McGraw
1987 Eddie Collins	Granny Hamner	2000 George Earnshaw	Gavvy Cravath
1988 Wally Moses	Paul Owens	2001 Gus Zernial	Garry Maddox
1989 Bob Johnson	Steve Carlton	2002 Rube Walberg	Tony Taylor
1990 Elmer Valo	Mike Schmidt	2003 Rube Oldring	Sherry Magee
1991 Chief Bender	Larry Bowa		

In 1983 the Phillies conducted balloting for the Greatest Phillies Team and Greatest Player Ever. Mike Schmidt collected 19,767 votes to be named Greatest Phillies Player.

The Centennial Team which was selected is: Bob Boone (c), Pete Rose (1b), Manny Trillo (2b), Mike Schmidt (3b), Larry Bowa (ss), Richie Ashburn, Garry Maddox and Del Ennis (of), Robin Roberts (starting rhp), Steve Carlton (starting lhp), Jim Konstanty (rh reliever), Tug McGraw (lh reliever), and Dallas Green (manager).



Jose Mesa

RECORDS

Best Season Records.....	66
Best/Worst Homestands & Road Trips	67
Best/Worst Monthly.....	69
Best/Worst vs. Clubs	68
Big Innings	70
Career Games by Position.....	81
Club/Individual Fielding.....	80-81
Individual Batting.....	73-74
Individual Pitching.....	77-78
Major League Debut Dates.....	82
Miscellaneous.....	80
Pinch-Hitting	75
Runs, Hits – Game/Inning.....	71
Streaks	72
Team Batting.....	75-76
Team Pitching.....	79

BEST SEASON RECORDS

Year	Record	Pct.	Year	Record	Pct.	Year	Record	Pct.	Year	Record	Pct.	Year	Record	Pct.
HOME GAMES			DAY GAMES			VS LHP			EXTRA-INNING GAMES			ONE-RUN GAMES		
1977	60-21	.741	1976	36-23	.610	1955	29-15	.659	1968	9-2	.818	1962	26-14	.650
1901	46-23	.667	1983	29-19	.604	1976	31-17	.646	1979	11-3	.786	1950	29-16	.644
1978	54-28	.659	1977	30-22	.577	1993	31-18	.633	1967	12-5	.706	1964	28-18	.609
1900	45-23-2	.657	1993	26-20	.565	1950	22-15-3	.588	1983	10-5-1	.656	1982	30-21	.588
1976	53-28	.654	1978	30-24	.556	1952	21-15	.583	1991	16-9	.640	1979	31-22	.585
1993	52-29	.642	1950	53-44-3	.545	1967	31-24	.564						
ROAD GAMES			NIGHT GAMES			VS RHP			SHO GAMES			DOUBLE-HEADERS		
1976	48-33	.593	1950	36-19	.655	1977	79-45	.637	1993	11-2	.846	1967	7-2-6	.667
1913	45-30-6	.592	1977	71-39	.645	1976	70-44	.614	2002	9-3	.750	1974	6-2-4	.667
1905	44-33-1	.571	1976	65-38	.631	1963	64-44	.593	1965	17-10	.630	1964	6-2-5	.654
1964	46-35	.568	1964	62-39	.614	1950	69-48	.590	1952	17-11	.607	1963	7-1-12	.650
1950	43-34-2	.557	1993	71-45	.612	1993	66-47	.584	1964	17-11	.607	2001	3-1-1	.500
1993	45-36	.556	1952	47-30	.610	1980	70-54	.565	1951	19-13	.594			

SEASON STARTS

BEST

Year	W-L
1911	12-3; 13-3; 14-4
1915	8-0
1964	10-2
1976	22-8; 26-9
1979	12-4; 14-5; 21-7
1981	11-5
1993	7-1; 17-5; 23-7; 28-12
1995	10-3; 15-5; 23-8
2001	6-2; 14-6; 20-12; 25-16; 30-17

WORST

Year	W-L
1928	4-19; 5-23
1930	6-15; 11-22
1934	0-7; 2-8; 4-13; 6-14
1938	1-10; 2-11; 3-13; 4-15
1941	2-9; 3-10
1942	2-7; 3-12; 5-15; 6-17; 8-22
1945	2-7; 3-13
1946	0-6; 2-11
1982	2-8; 3-11
1985	1-8
1987	1-8
2000	6-14; 7-18
2002	8-18

DID YOU KNOW?

Lefty O'Doul set a National League record for most times reached base in a season when he got on base 334 times for the Phillies in 1929 on 254 hits (an NL record), 76 walks and 4 hit by pitches.

BEST/WORST HOMESTANDS & ROAD TRIPS

(Note: Minimum 6 games, since 1911)

BEST HOMESTANDS

Pct.	W-L	Dates	Opponents
1.000	8-0	June 30-July 7, 1977	PIT, NYM
1.000	7-0	Sept. 24-28, 1929	BKN, BOS
1.000	7-0	May 13-18, 1975	CIN, ATL
1.000	7-0	August 6-12, 1991	CHI, MTL
.889	8-1	May 27-June 4, 1986	SF, SD, LA
.889	8-1	May 3-12, 2002	COL, HOU, ARI
.833	10-2	July 29-Aug. 11, 1977	SF, SD, LA, MTL
.833	6-1	Sept. 12-18, 1986	NYM, PIT, STL
.833	5-1	May 27-30, 1929	BOS
.833	5-1	July 8-12, 1953	BKN, PIT
.833	5-1	Sept. 10-16, 1965	STL, MIL
.833	5-1	April 12-20, 1983	NYM, ATL, CHI
.833	5-1	Sept. 23-27, 1992	CHI, STL
.833	5-1	April 9-14, 1993	CHI, CIN
.833	5-1	May 7-12, 1993	STL, PIT
.833	5-1	July 27-August 1, 1993	STL, PIT
.833	5-1	August 10-15, 1993	MTL, NYM
.833	5-1	April 7-13, 1998	FLA, ATL
.833	5-1	August 7-12, 2001	SD, LA
.800	8-2	August 21-30, 1970	HOU, CIN, ATL
.800	8-2	Sept. 12-20, 1983	NYM, MTL, STL, CHI
.800	8-2	May 12-22, 1994	PIT, MTL, NYM
.800	8-2	August 18-27, 1995	SF, SD, LA

WORST HOMESTANDS

Pct.	W-L	Dates	Opponents
.000	0-7	Sept. 21-27, 1964	CIN, MIL
.100	1-9-1	July 6-20, 1941	NYG, PIT, STL, CHI, CIN
.111	1-8	May 4-13, 1937	CHI, PIT, CIN, STL
.111	1-8	August 20-29, 1979	ATL, HOU, CIN
.125	1-7	June 13-22, 1961	STL, CIN, PIT
.143	1-6	June 18-22, 1929	BOS, NYG
.143	1-6	Sept. 23-28, 1939	BKN, BOS, NYG
.143	1-6	May 16-26, 1960	STL, CHI, LA, SF
.143	1-6	April 10-16, 1987	CHI, NYM
.143	1-6	June 24-July 2, 1921	NYG, BKN
.143	1-6	July 1-7, 1991	STL, NYM
.143	1-6	June 27-July 3, 1995	CIN, ATL
.143	1-6	August 8-14, 1995	NYM, MTL
.143	1-6	Sept. 3-9, 1999	CIN, HOU

BEST ROAD TRIPS

Pct.	W-L	Dates	Opponents
1.000	7-0	July 11-15, 1968	PIT, NYM
1.000	6-0	April 14-21, 1915	BOS, NYG
.875	7-1	Sept. 22-28, 1983	MTL, STL, CHI
.875	7-1	July 1-6, 1958	PIT, MIL, CIN
.857	6-1	Aug. 29-Sept. 2, 1929	BOS, BKN, NYG
.857	6-1	May 29-June 4, 1967	SF, LA, HOU
.857	6-1	April 12-18, 1911	NYG, BOS
.857	6-1	May 2-8, 1995	CIN, ATL
.857	6-1	June 19-25, 1995	NYM, STL
.833	5-1	May 26-30, 1954	BKN, PIT
.833	5-1	May 18-22, 1974	PIT, STL
.833	5-1	April 14-21, 1976	MTL, CHI, PIT
.833	5-1	May 28-June 2, 1993	COL, CIN
.833	5-1	May 12-17, 1995	HOU, FLA
.833	5-1	May 7-12, 1999	COL, STL
.833	5-1	June 7-12, 2002	DET, CLE
.833	5-1	August 20-25, 2002	MIL, STL
.818	9-2	June 24-July 2, 1969	NYM, MTL, PIT
.818	9-2	May 9-20, 1984	HOU, SD, LA, SF

WORST ROAD TRIPS

Pct.	W-L	Dates	Opponents
.000	0-7	April 23-29, 1938	BOS, NYG, BKN
.000	0-7	August 2-6, 1961	CIN, STL
.000	0-7	July 19-25, 1968	CIN, STL
.000	0-7	June 26-July 2, 1997	ATL, BAL
.000	0-7	Aug. 27-Sept. 2, 1999	COL, SF
.000	0-6	June 27-July 3, 1919	BKN, BOS
.000	0-6	April 17-22, 1934	NYG, BKN
.000	0-6	Aug. 10-16, 1942	BKN, NYG
.000	0-6	May 19-25, 1975	HOU, CIN
.000	0-6	June 22-27, 1990	NYM, PIT
.000	0-6	June 13-19, 1996	COL, STL
.091	1-10	Aug. 11-20, 1961	PIT, CHI, MIL
.100	1-9	May 22-June 1, 1972	MTL, PIT, NYM
.111	1-8	Aug. 16-24, 1988	LA, SF, SD
.111	1-8	May 23-31, 1989	LA, SF, SD
.111	1-8	July 28-Aug. 6, 1995	CHI, ATL, CIN
.143	1-6	April 20-27, 1994	SF, SD, LA
.143	1-6	May 5-11, 1994	FLA, ATL
.143	1-6	May 26-June 1, 1997	CIN, NYM
.143	1-6	April 18-24, 2000	ATL, FLA
.143	1-6	May 13-19, 2002	HOU, ARI
.154	2-11	July 2-12, 1992	LA, SF, SD

BEST/WORST VS CLUBS

	Best Home	Worst Home	Best Road	Worst Road	Best Overall	Worst Overall
ARI	5-1 1998	1-5 2000	2-1 1998, 2001	0-6 1999	7-2 1998	1-8 1999, 2000
ATL	6-0 1977	1-5 3 times Last: 1997	5-1 1976, 86	0-6 1985	10-2 1977	2-10 1985, 97
CHI	8-1 3 times Last: 1983 (5-1, 1999)	2-7 1975	8-1 1971	2-7 6 times Last: 1990	14-4 1978 (7-2, 1999)	5-13 1985
CIN	5-1 1975	0-6 1996	3-0 2001, 2002 (5-1, 3 times, last: 1989)	0-6 3 times Last: 1977	8-4 1989, 93 (4-2, 2001, 2002)	2-10 1969, 72, 96
COL	4-2 3 times Last: 1997 (3-0, 2002)	2-4 2000 (1-2, 1999)	5-1 1993	2-4 1996 (0-3, 2002)	9-3 1993	3-6 2000
FLA	9-1 2001	4-5 2002	5-1 1999	1-6 2000	11-2 1999	4-9 2000
HOU	6-0 1977, 81 (3-0, 2002)	0-4 1999	5-1 1983, 95	0-6 1972 (0-3, 1998, 2002)	9-3 1980	2-10 1996 (1-6, 1999)
LA	6-0 1979 (3-0, 2001)	0-6 1988 (0-5, 1997)	5-1 5 times Last: 1993	0-6 1983 (0-3, 2001)	10-2 1987, 93	1-11 1983, 88 (1-10, 1997)
MIL	3-0 1998, 2002	1-2 2001	3-1 2000	2-4 1998, 99	5-1 2002	4-5 1999
MTL	8-1 1976	1-8 1969	7-2 1976	2-7 1972	15-3 1976	5-13 1973
NYM	8-1 1977	1-8 1972 (1-5, 1998)	8-1 1980 (6-1, 1993)	1-8 1987	10-3 1993 (13-5, 3 times)	5-13 4 times Last: 1987
PIT	8-1 1974, 75 (5-1, 1998; 3-0, 2001)	3-6 5 times Last: 1990 (2-4, 2000)	5-4 8 times Last: 1987 (3-0, 1998)	1-8 3 times Last: 1992 (0-3, 2002)	8-1 1998	4-14 1970
STL	6-0 1993 (7-2, 4 times)	1-5 2000	7-2 1983 (3-0, 2002)	2-7 4 times Last: 1992 (1-5, 1996; 0-3, 1998, 2001)	14-4 1983	2-7 2000
SD	5-1 6 times Last: 1991	2-4 6 times Last: 1996 (0-3, 1998)	6-0 1970	0-6 1989 (0-3, 2000)	9-3 5 times Last: 1991	1-8 1998 (2-10, 1989)
SF	6-0 1986	1-5 1987 (0-4, 1998)	5-1 3 times Last: 1984	0-6 1969, 2000 (0-4, 1999)	10-2 1982	2-10 1987 (2-7, 2000)

BEST/WORST MONTHLY RECORDS

BEST

YEAR	W-L-T	PCT
------	-------	-----

April

1964	9-2	.818
1911	11-3	.786
1915	11-3	.786
1993	17-5	.773
1979	14-5-1	.750

May

1976	22-5	.815
1995	21-7	.750
2001	20-8	.714
1913	17-7	.708
1982	19-8	.704

June

1983	14-5-1	.737
1905	18-8	.692
1976	20-9	.690
1949	20-11	.645
1975	20-11	.645

July

1952	22-10	.688
1912	21-10	.677
1963	21-10	.677
1987	18-9	.667
1957	20-11	.645

Most Wins: 22 - 1950, 1952

August

1977	22-7	.759
1950	20-8-1	.707
1991	20-9	.690
1917	21-11	.656
1964	19-10	.655

September

1983	22-7	.759
1916	22-9-1	.688
1962	15-7	.682
1915	21-10	.677
1977	19-10	.655

October

1976	3-0	1.000
1974	2-0	1.000
1989	1-0	1.000
1980	4-1	.800
1982	2-1	.667
1986	2-1	.667

WORST

YEAR	W-L-T	PCT
------	-------	-----

April

1938	1-10	.091
1935	2-9-2	.154
1904	2-8-1	.182
1946	2-9	.182
1924	2-6-1	.222

Most Losses: 17 - 2000

May

1928	3-22	.120
1904	4-19	.211
1923	7-23	.233
1961	6-18	.250
1945	7-20	.259

June

1997	4-22	.154
1936	4-19	.174
1921	5-21	.192
1938	5-20	.200
1942	5-19	.208

Most Losses: 24 - 1945

July

1928	6-22	.214
1941	6-20-1	.223
1939	7-23	.233
1930	8-25	.242
1961	8-23	.258

August

1936	4-24	.143
1934	4-21	.160
1927	7-25-1	.212
1961	7-26	.212
1903	4-13-1	.222

September

1939	6-27	.182
1924	6-21	.222
1942	6-21	.222
1927	6-20	.231
1938	7-22-1	.233

October

1987	0-3	.000
1978	0-1	.000
1995	0-1	.000
2000	0-1	.000
1990	1-2	.333
1993	1-2	.333
1999	1-2	.333

Most Losses: 4 - 1985

BIG INNINGS

MOST RUNS SCORED PER INNING

INN.	PHILLIES	OPPONENT
1st	10	8/13/1948 vs NYG
	10	8/5/1975 vs CHI
	10	6/2/2002 vs MTL
2nd	11	7/14/1934 vs CIN (1st gm)
3rd	11	9/24/1981 at STL
4th	9	7/14/1990 at HOU
5th	10	7/20/1938 at PIT (1st gm)
		10
		10
6th	12	7/21/1923 vs CHI (1st gm)
		12
		12
7th	11	7/15/1972 at SF
8th	11	9/22/1999 at MIL
		12
		12
9th	9	7/6/1918 at CIN
		9
		8/21/1990 at LA
10th	5	5/6/1960 at LA
		9
		9
11th	5	5/6/1966 vs PIT
		5
		5/1/1968 at NYM
12th	4	5/20/1978 at NYM
		7
		9/17/1989 vs STL (1st gm)
13th	3	5/7/1977 at LA
14th	5	8/9/1916 at CIN
15th	3	7/21/1956 at MIL
		5
		8/26/1919 vs CIN (2nd gm)
17th		9/13/1974 vs STL
19th	3	4/30/1919 vs BKN

BROTHERS WHO PLAYED FOR THE PHILLIES

- *Dave and Dennis Bennett
- *Dino and Lou Chiozza
- *Ed and Tom Delahanty
- *Garvin and Granny Hamner
- Fritz and George Knothe
- *Frank and Tom Maher
- Charlie and Luther Roy
- *Bill and Roy Thomas
- Jim and Wally Westlake

* were teammates

RUNS, HITS – GAME/INNING

MOST RUNS, GAME

PHILLIES			OPPONENTS		
Runs	Opponent	Date	Runs	Opponent	Date
26	vs NYM	6/11/1985	28	vs STL	7/6/1929
23	vs PIT	7/13/1900	26	at CHI	8/25/1922
23	at CHI	8/25/1922	24	at CIN	5/13/1902
23*	at CHI	5/17/1979	24	vs NYG	9/2/1925
21	vs CIN	5/15/1911	23	vs STL	9/16/1926
21	at CIN	9/14/1920	23	vs NYG	7/11/1931
21	vs CHI	7/3/1999	22	vs NYG	6/1/1923
20	at CIN	5/11/1900	22	at BKN	6/6/1930
20	at STL	5/11/1923	22	vs BKN	9/23/1939
19	vs CIN	6/24/1901	22*	at CHI	5/17/1979
19	vs PIT	5/11/1911	22	vs CIN	9/4/1999
19	at CIN	5/22/1937	21	seven times	
19	vs CHI	6/23/1986			
18	12 times; last: vs MTL, 6/2/2002				

MOST RUNS, SHUTOUT GAME

PHILLIES			OPPONENTS		
Runs	Opponent	Date	Runs	Opponent	Date
18	at PIT	7/11/1910	15	vs NYG	4/30/1918
18	at CIN	8/10/1930	15	vs CHI	6/12/1935
18	vs CIN	7/14/1934	15	vs CHI	9/26/1944
17	at PIT	5/20/1951	15	at BKN	8/16/1952
16	vs HOU	9/10/1963	14	vs BKN	7/4/1942
15	at BOS	7/3/1928	14	vs STL	8/6/1980
15	at NYG	5/22/1936	14	at CHI	9/27/1981
14	vs STL	6/13/1922	13	at PIT	8/8/1911
13	vs BOS	9/5/1910	13	at NYG	9/4/1920
13	at BOS	9/8/1913	13	vs PIT	7/4/1945
13	at CHI	6/12/1915			
13	at MTL	6/19/1994			

MOST RUNS, INNING

PHILLIES				OPPONENTS			
Runs	Inn.	Opponent	Date	Runs	Inn.	Opponent	Date
12	6th	vs CHI	7/21/1923	14	4th	at CHI	8/25/1922
11	2nd	vs CIN	7/14/1934	12	3rd	vs STL	9/16/1926
11	7th	at SF	7/15/1972	12	6th	vs CHI	8/21/1935
11	3rd	at STL	9/24/1981	12	8th	at CHI	5/5/1938
11	8th	at MIL	9/22/1999	12	8th	vs BKN	5/24/1953
10	5th	at PIT	7/20/1938	12	8th	vs HOU	5/31/1975
10	7th	at BOS	6/20/1943	11	9th	vs NYG	8/4/1934
10	8th	vs NYG	9/4/1944	11	7th	at CHI	5/5/1946
10	1st	vs NYG	8/13/1948	10	2nd	at CHI	8/25/1922
10	8th	vs CIN	6/2/1949	10	1st	vs STL	7/6/1929
10	1st	vs CHI	8/5/1975	10	5th	vs STL	7/6/1929
10	8th	at SF	8/21/1984	10	3rd	vs NYG	7/10/1930
10	1st	vs PIT	5/22/1934				
10	5th	vs CHI	6/13/1937				
10	5th	vs CIN	8/3/1969				
10	7th	at HOU	6/11/1974				
10	1st	vs PIT	6/8/1989				
10	1st	vs MTL	6/2/2002				

MOST HITS, GAME

PHILLIES			OPPONENTS		
Hits	Opponent	Date	Hits	Opponent	Date
27	vs PIT	7/23/1930	28	at CIN	5/13/1902
27	vs NYM	6/11/1985	28	vs STL	7/6/1929
26	at CHI	8/25/1922	28	vs NYG	7/11/1931
25	vs CIN	6/24/1901	27	vs PIT	8/8/1921
24*	at CHI	4/17/1976	27	vs BKN	9/23/1939
24*	at CHI	5/17/1979	26	vs NYG	7/10/1930
24*	at LA	5/19/1990	26	vs STL	9/23/1930
23	nine times		26*	at CHI	5/17/1979
			25	eight times	

* Extra-inning game

STREAKS

CLUB

Winning (Since 1887)

16	1887, 1890, 1892
13	1977 (5 road), 1991 (4 road)
11	1955 (all home)
11	1983 (6 road)
10	1901
10	1984 (9 road)
9	1905, 1969 (all road)

Consecutive Wins - Home

16	1977, 1991
14	1890
11	1916, 1955, 1977

Consecutive Wins - Road

13	1976	(CHI, PIT, ATL, HOU, STL)
10	1969	(NYM, MTL, PIT, CHI)
9	1984	(LA, SD, SF)
8	2002	(MIL, STL, NYM)

Losing (Since 1900)

23	1961
14	1927, 1936
13	1919 (twice), 1942, 1955
12	1904, 1922, 1928 (twice), 1944
11	1925, 1930, 1939, 1985, 1989, 1997, 1999
10	1903, 1924, 1928 (twice), 1931, 1939, 1948, 1956, 1961, 1962, 1964, 1970, 1972

Consecutive Losses - Home

12	1928
10	1936, 1972
9	1955

Consecutive Losses - Road

17	1961
14	1996
13	1919, 1927, 1948, 1997
12	1928, 1999
11	1972
10	1928, 1931, 1939, 1956, 1971, 1975, 1990

HITTING STREAKS

36	Billy Hamilton, 1894 (L)	20	Richie Ashburn, 1951 (L)	18	Doug Glanville, 1998
31	Ed Delahanty, 1899 *	20	Pancho Herrera, 1960 ** +	17	Pinky Whitney, 1930
26	Chuck Klein, 1930 *(L)	20	Garry Maddox, 1978	17	Chuck Klein, 1931 (L)
26	Chuck Klein, 1930 *(L)	19	Gavvy Cravath, 1917 *	17	Richie Ashburn, 1950 (L)
24	Willie Montanez, 1974 *(L)	19	Pinky Whitney, 1928	17	Mel Clark, 1952 +
23	Goldie Rapp, 1921 *(SW) +	19	Mickey Haslin, 1935	17	Del Ennis, 1955
23	Johnny Moore, 1934 (L)	19	Del Ennis, 1947	17	Tony Gonzalez, 1962 (L)
23	Richie Ashburn, 1948 *(L) +	19	John Kruk, 1989 (L)	17	Mike Schmidt, 1979
23	Pete Rose, 1979 *(SW)	18	Gene Paulette, 1920	17	Pete Rose, 1981 (SW)
23	Lonnie Smith, 1981 ** +	18	Irish Meusel, 1921	17	Juan Samuel, 1988
23	Lenny Dykstra, 1990 *(L)	18	Pinky Whitney, 1931	17	Bobby Abreu, 2002 (L)
22	Chuck Klein, 1931 *(L)	18	Richie Ashburn, 1955 (L)		* Led League
22	Chick Fullis, 1933	18	Willie Jones, 1956		** Tied for Lead
21	Irish Meusel, 1920	18	Larry Bowa, 1970 (SW) +		+ Rookie
21	Danny Litwhiler, 1940 ** +	18	Larry Bowa, 1981 (SW)		
21	Pete Rose, 1982 (SW)	18	Ricky Jordan, 1988 +		
20	Chuck Klein, 1932 (L)	18	Mariano Duncan, 1993		

PITCHING STREAKS

WINS

15	Steve Carlton, 1972 (L)
12	Charles Ferguson, 1886
10	Togie Pittinger, 1905
10	Tully Sparks, 1907
10	Grover Alexander, 1913
10	Earl Moore, 1910
9	Grover Alexander, 1915
9	Ken Heintzelman, 1949 (L)
9	Robin Roberts, 1952
8	done 16 times, last time by Tommy Greene, 1993

LOSSES

12	John Coleman, 1883
12	Russ Miller, 1928
12	Hugh Mulcahy, 1940
12	Ken Reynolds, 1972 (L)
11	Lee Grissom, 1941 (L)
11	John Buzhardt, 1960
11	Barry Lersch, 1971
11	Bill Champion, 1972
11	Kyle Abbott, 1992 (L)
10	John McFetridge, 1903
10	Tully Sparks, 1904

10	John Singleton, 1922
10	Max Butcher, 1939
10	Murry Dickson, 1954
10	Art Mahaffey, 1961

*LHP Matt Beech lost 11 straight in 1996-97 combined.

INDIVIDUAL BATTING RECORDS

(Since 1900; 9 innings, unless indicated)

KEY: (ML) Major League record; (MLT) Major League record tied;

(NL) National League record; (NLT) National League record tied.

MOST YEARS

Career—18, Mike Schmidt

MOST GAMES

Season—163, Pete Rose, 1979

Rookie—162, Dick Allen, 1964 (NLT)

Career—2,404, Mike Schmidt

Consecutive—730, Richie Ashburn, 7/7/50-ended with 1955 opener; 533, Fred Luderus, 6/12/1916-ended with 1920 opener

MOST AT-BATS

Inning—Unknown (NL record: 3, several times)

Game—7, Russ Wrightstone, 8/25/1922 vs CHI; Rick Schu, 6/11/1985 vs NYM; Juan Samuel, 6/11/1985 vs NYM; Dickie Thon, 5/19/1990 at LA and 5/17/1991 vs CHI; Lenny Dykstra, 5/19/1990 at LA; Tom Herr, 5/19/1990 at LA; Charlie Hayes, 8/14/1990 vs SF and 9/23/1990 vs MTL; Dale Murphy, 5/17/1991 vs CHI; Von Hayes, 6/5/1991 at ATL (MLT)

Extra-inning game—10, Del Ennis, 9/15/1950 (2) vs CIN (19 inn.)

Season—701, Juan Samuel, 1984 (NL)

Rookie—701, Juan Samuel, 1984 (ML)

Career—8,352, Mike Schmidt

No hits, pitcher, season—31, Don Carman, 1986; 30, Rick Wise, 1966

MOST RUNS SCORED

Inning—2, held by many; last: Bobby Abreu, 6/2/2002, 1st, vs MTL (NLT)

Game—5, John Titus, 6/4/1912 vs PIT; Denny Sothern, 6/6/1930 vs CIN; Lou Chiozza, 4/19/1935 vs NYG; Don Demeter, 9/21/1961 at LA; John Kruk, 8/10/1989 at CHI; Mariano Duncan, 5/3/1992 at SF

Season—158, Chuck Klein, 1930 (NL)

Rookie—125, Dick Allen, 1964

Career—1,506, Mike Schmidt

Consecutive game streak—15, Lenny Dykstra, 1993

MOST HITS

Inning—2, held by many; last: Pat Burrell, 6/2/2002, 1st, vs MTL

Game—6, Connie Ryan, 4/16/1953 at PIT (4 1B, 2 2B)

First game—4, Edwin Freed, 9/11/1942 vs CIN (1B, 2 2B, 3B) (MLT)

Season—254, Lefty O'Doul, 1929 (LH), (NLT); 213, Dave Cash, 1975 (RH)

Rookie—201, Dick Allen, 1964

Career—2,234, Mike Schmidt

Consecutive hits—9, Dave Philley, 1958-59 (pinch-hits - NL); Dick Sisler, 1950; Eddie Waitkus, 1950

Consecutive game hit streak—26, Chuck Klein, 1930 (twice)

Consecutive game hit streak, rookie—23, Goldie Rapp, 1921; Richie Ashburn, 1948

MOST SINGLES

Inning—2, held by many; last: Omar Daal, 5/6/2001, 2nd, vs SF

Game—5, 15 times; last: Jimmy Rollins, 8/11/2002 at LA

Season—181, Lefty O'Doul, 1929 & Richie Ashburn, 1951 (LH); 167, Dave Cash, 1974 (RH)

Most Singles (continued)

Rookie—134, Fresco Thompson, 1927 (RH); 131, Richie Ashburn, 1948 (LH)

Career—1,811, Richie Ashburn

MOST DOUBLES

Inning—2, Rick Schu, 10/3/1985, 3rd, at MTL (MLT)

Game—4, Sherry Magee, 6/17/1914 vs STL; Gavvy Cravath, 8/8/1915 at CIN and 6/23/1919 vs BOS; Denny Sothern, 6/6/1930 vs CIN; Dick Bartell (consecutive-MLT), 4/25/1933 vs BOS; Willie Jones (consecutive-MLT), 4/20/1949 at BOS

Season—59, Chuck Klein, 1930 (LH); 48, Dick Bartell, 1932 (RH)

Rookie—39, Kiddo Davis, 1932

Career—408, Mike Schmidt

MOST TRIPLES

Inning—1, held by many

Game—3, Harry Wolverton, 7/13/1900 at PIT (MLT)

Season—19, Juan Samuel, 1984 (RH); 17, Elmer Flick, 1901 (LH)

Rookie—19, Juan Samuel, 1984

Career—127, Sherry Magee

MOST HOME RUNS

Inning—2, Andy Seminick, 6/2/1949, 8th, vs CIN; Von Hayes, 6/11/1985, 1st, vs NYM (MLT)

Game—3, 18 times, last: Mike Lieberthal, 8/10/2002 at LA

Extra-inning game—4, Chuck Klein, 7/10/1936 at PIT (10 inn.); Mike Schmidt, 4/17/1976 at CHI (10 inn.) (MLT)

Game, pitcher—2, Jack Knight, 6/24/1926, 1st gm., at NYG; Phil Collins, 7/22/1930 vs PIT; Rick Wise, 6/23/1971 at CIN and 8/28/1971 vs SF; Larry Christenson, 9/5/1976 vs NYM; Randy Lerch, 9/30/1978 at PIT; Robert Person, 6/2/2002 vs MTL

Consecutive games—5, Dick Allen, 1969; Mike Schmidt, 1979

Consecutive games, pitcher—4, Ken Brett, 6/9-13-18-23/1973 (ML)

3 consecutive games—6, Mike Schmidt, 4/17-18-20/1976 (MLT)

4 consecutive games—7, Mike Schmidt, 4/17-18-20-21/1976

5 consecutive games—7, Mike Schmidt, 7/6-7-8-9-10/1979 (NLT)

First at-bat—Emmett Mueller, 4/19/1938 vs BKN; Eddie Sanicki, 9/14/1949 at PIT; Ricky Jordan, 7/17/1988 vs HOU; Marlon Anderson, 9/8/1998 vs NYM

Season—48, Mike Schmidt, 1980 (RH); 43, Chuck Klein, 1929 (LH)

Rookie—30, Willie Montanez, 1971 (LH); 29, Dick Allen, 1964 (RH)

Career—548, Mike Schmidt

At home, season—29, Chuck Klein, 1932

On road, season—29, Mike Schmidt, 1979

At home, career—265, Mike Schmidt

On road, career—283, Mike Schmidt

Grand slams, game—1, held by many; last: Pat Burrell, 8/9/2002 vs LA

Grand slams, extra-inning game—8 players; last: Dale Murphy, 8/6/1991 vs CHI (11th inn.) 6-2 W

Grand slams, pitcher, game—1, 11 times, last: Robert Person, 6/2/2002 vs MTL (Chen)

INDIVIDUAL BATTING RECORDS

Most Home Runs (continued)

Grand slams, season—4, Vince DiMaggio, 1945
Grand slams, career—7, Mike Schmidt
Home runs in consecutive at-bats—4, Deron Johnson, 7/10 (1) & 7/11/1971 (3) vs MTL; Mike Schmidt, 4/17/1976 at CHI (10 inn.); Mike Schmidt, 7/6 (1) & 7/7/1979 (3) vs SF; Benito Santiago, 9/14 (1), 9/15/1996 (3) at CHI (MLT)
Home runs, 1st two batters, game—Juan Samuel & Von Hayes, 7/29/1984 vs MTL (Gullickson); Gary Redus & Juan Samuel, 7/7/1986 vs ATL (Palmer); Lenny Dykstra & Mickey Morandini, 4/16/1996 at MTL (Paniagua)
Home runs from both sides of the plate, game—Steve Jeltz, 6/8/1989 vs PIT; Tomas Perez, 7/24/2001 vs. MTL.
Winning 1-0, extra-inning game—1, held by two: Ron Northey, 6/22/1944, 15th, at BOS, 1st game, & Juan Samuel, 8/20/1986, 10th, at SF

MOST EXTRA-BASE HITS

Game—Unknown (NL record: 5) ... last with 4: Rico Brogna, 8/25/1999 vs SD (2 2B, 2 HR)
Season—107, Chuck Klein, 1930 (LH) (NLT); 81, Mike Schmidt, 1980 (RH)

MOST TOTAL BASES

Inning—8, Andy Seminick, 6/2/1949, 8th, vs CIN; Von Hayes, 6/11/1985, 1st, vs NYM (MLT)
Game—Unknown (ML record: 18, Joe Adcock, MIL, 7/31/1954)
Extra-inning game—17, Mike Schmidt, 4/17/1976 at CHI (10 inn.)
Season—445, Chuck Klein, 1930 (LH) (NL); 352, Dick Allen, 1964 (RH)
Rookie—352, Dick Allen, 1964
Career—4,404, Mike Schmidt

MOST RUNS BATTED IN

Inning—5, Von Hayes, 6/11/1985, 1st, vs NYM
Two consecutive innings—7, Del Ennis, 7/27/1950, 7th/8th vs CHI (NLT)
Game—8, Kitty Bransfield, 7/11/1910 at PIT; Gavvy Cravath, 8/18/1915 vs PIT; Willie Jones, 8/20/1958 at STL; Mike Schmidt, 4/17/1976 at CHI (10 inn.)
Consecutive RBI games—10, Pinky Whitney, 1931
Season—170, Chuck Klein, 1930 (LH) (NL); 130, Greg Luzinski, 1977 (RH)
Rookie—103, Pinky Whitney, 1928
Career—1,595, Mike Schmidt

MOST SACRIFICE HITS

Game—3, Danny Jackson, 7/31/1993 vs PIT; Chad Ogea, 7/29/1999 vs FLA (NL record: 4, held by 2)
Season—43, Kid Gleason, 1905 (RH) (NL)

MOST SACRIFICE FLIES

Game—2, held by several; last: Felipe Crespo, 9/9/2001 at MTL
Season—13, Willie Montanez, 1971 (LH); Mike Schmidt, 1980 (RH)
Rookie—13, Willie Montanez, 1971 (MLT)
Career—108, Mike Schmidt

MOST WALKS

Inning—2, held by many; last: Kevin Stocker, 4/4/1994, 8th at COL (MLT)
Game—5, Dick Allen, 8/16/1968 vs SF; Von Hayes, 6/6/1990 at STL (NLT)

Most Walks (continued)

Extra-inning game—5, Andy Seminick, 9/30/1951 vs BKN (14 inn.); Richie Ashburn, 7/16/1954, at CIN, 1st gm. (10 inn.)
Doubleheader—6, Clay Dalrymple, 7/4/1967 (19 inn.) vs HOU (NLT)
Season—129, Lenny Dykstra, 1993 (LH); 128, Mike Schmidt, 1983 (RH)
Rookie—84, Ed Bouchee, 1957
Career—1,507, Mike Schmidt

MOST INTENTIONAL WALKS (since 1955)

Inning—1, held by many
Game—Unknown (NL record: 3, held by many; 5, Andre Dawson, CHI, 5/22/1990, 16 inn.)
Season—26, Mike Schmidt, 1986
Rookie—14, Willie Montanez, 1971 (NL)
Career—202, Mike Schmidt

MOST HIT BY PITCH

Inning—1, held by many (NL record: 2)
Game—2, held by many; last: Mike Lieberthal, 4/16/2002 at FLA
Season—19, Dave Hollins, 1992 (SW)

MOST STRIKEOUTS

Inning—2, Joe Oeschger, 8/26/1917, 3rd (MLT)
Game—5, Dick Allen, 6/28/1964, 1st gm., at STL; Scott Rolen, 8/23/1999 vs SD (NLT); Darren Daulton, 4/16/1991 at CHI (13 inn.)
Consecutive—10, Wayne Twitchell, 1973 (pitcher); 9, Adolfo Phillips, 1966 (outfielder)
Season—180, Mike Schmidt, 1975 (RH); 137, Bobby Abreu, 2001 (LH)
Rookie—168, Juan Samuel, 1984 (NL)
Fewest, season—8, Emil Verban, 1947
Career—1,883, Mike Schmidt

MOST STOLEN BASES

Inning—Unknown (NL record: 3, held by many)
Game—4, Sherry Magee, 7/12/1906 at STL and 8/31/1906 vs NYG
2nd, 3rd, home, game—Pete Rose, 5/11/1980 at CIN (NLT)
Steal of home, game—2, Sherry Magee, 7/20/1912 at CHI (MLT)
Season—72, Juan Samuel, 1984
Rookie—72, Juan Samuel, 1984
Career—387, Sherry Magee

HIGHEST BATTING AVERAGE

Season—398, Lefty O'Doul, 1929
Rookie—333, Richie Ashburn, 1948
Career—326, Chuck Klein

HIGHEST SLUGGING AVERAGE

Season—687, Chuck Klein, 1930
Rookie—557, Dick Allen, 1964
Career—546, Chuck Klein (LH); .531, Dick Allen (RH)

MOST GROUNDED INTO DOUBLE PLAYS

Game—3, Hal Irelan, 9/15/1914 vs BOS; Roy Hughes, 9/5/1939 vs NYG; Richie Ashburn, 6/28/1959 vs SF; Johnny Estrada, 5/30/2001 at NYM
Season—25, Del Ennis, 1950; Ted Sizemore, 1977
Fewest, season—1, Richie Ashburn, 1948

PINCH-HITTING RECORDS

INDIVIDUAL RECORDS

MOST AT-BATS

Season—69, Rob Ducey, 2000
 Rookie—61, Jeff Grotewold, 1992
 Career—461, Greg Gross

MOST HITS

Season—20, Doc Miller, 1913
 Consecutive, season—8, Dave Philley, 9/9-9/28/1958 (NLT)
 Consecutive—9, Dave Philley, 9/9-9/28/1958,
 4/16/1959 (NL)
 Rookie—16, Mike Rogodzinski, 1973
 Career—117, Greg Gross

MOST DOUBLES

3 consecutive games—3, Doug Clemens, 6/5-6-7/1967 (NLT)

MOST HOME RUNS

Season—5, Gene Freese, 1959
 Consecutive, season—3, Del Unser, 6/30; 7/5; 7/10 in 1979 (MLT)
 Rookie—3, Len Matuszek, 1984; Dave Hollins, 1990; Jeff Grotewold, 1992
 Career—9, Cy Williams
 Grand slams, game—1, held by 14 players, last: Kevin Jordan, 4/20/2001 vs ATL (Valdes)
 Grand slams, season—2, Davey Johnson, 4/30/1978 and 6/3/1978 (MLT)
 Grand slam, pitcher—Schoolboy Rowe, 5/2/1943 (MLT)

MOST RUNS BATTED IN

Season—14, Del Unser, 1979 (since 1950)

MOST WALKS

Season—16, Harry McCurdy, 1933
 Career—82, Greg Gross

TEAM RECORDS

MOST PINCH-HITTERS USED

Inning—5, vs STL, 4/30/1961, 8th (MLT)
 Game—8, vs CHI, 10/1/1991 (13 inn. game); (PHI had 6 vs MTL, 10/1/1999)
 Season—27 in 1996

MOST PINCH-HIT AT-BATS

Game—Unknown
 Season—290, in 1984 (since 1950)

MOST PINCH-HITS

Inning—4, vs PIT, 9/12/1974, 8th (MLT)
 Game—Unknown (NL record: 6) (PHI had 4 vs FLA, 7/26/1998)
 Season—70, in 1984 (since 1950)

MOST PINCH HOME RUNS

Inning—1, many times; last: Jeremy Giambi, 9/18/2002 at ATL, 5th
 Game—2, vs NYG, 5/30/1925, 2nd gm.; vs STL, 6/2/1928; vs PIT, 8/13/1958 (MLT)
 Season—11 in 1958

MOST PINCH-HIT RBI

Game—Unknown (AL & NL record not available)
 Season—64 in 1958 (since 1950)

MOST PINCH WALKS

Inning—Unknown (NL record: 3)
 Season—Unknown (since 1991 - 37 in 2000)

MOST PINCH STRIKEOUTS

Inning—3, vs PIT, 7/6/1970, 9th; at BAL, 7/1/1997, 9th (MLT)
 Game—4, vs MIL, 9/16/1960; vs CHI, 9/7/1989 (NLT)

HIGHEST PINCH-HITTING AVERAGE

Season—.308 in 1958 (since 1950)

LOWEST PINCH-HITTING AVERAGE

Season—.167 in 1951 (since 1950)

TEAM BATTING RECORDS

MOST GAMES

Season—163, 1979; 1983; 1989

PLAYERS

Most, season—54, 1996
 Fewest, season—23, 1915

MOST AT-BATS

Plate appearances, inning—Unknown (NL record: 21)
 Plate appearances, game—66, vs CHI, 8/25/1922 (MLT); 63, 7/26/1994 at FLA; 67, at SD, 8/6/2002 (16 inn.)
 Game—69, vs LA, 7/7/1993 (20 inn.); 53 vs CHI, 8/25/1922
 Season—5,685 in 1993 (162 games); 5,667 in 1930 (156 games)

MOST RUNS

Inning—12, vs CHI, 7/21/1923, 1st gm., 6th; 11, at SF, 7/15/1972, 7th; at STL, 9/24/1981, 3rd
 Inning, opp.—14, at CHI, 8/25/1922, 4th
 Consecutive scoreless innings—38, 7/21-26/1960
 Game—26, vs NYM, 6/11/1985; W 26-7
 Game, opp.—28, STL at PHI 6, 7/6/1929, 2nd gm. (NL)
 Opening game—19, vs BOS, 4/19/1900 (10 inn.); W 19-17 (NL)
 Shutout game—PHI 18, PIT 0, 7/11/1910; PHI 18, CIN 0, 8/10/1930; PHI 18, CIN 0, 8/14/1934

Most Runs (continued)

Shutout game, opp.—CHI 16, PHI 0, 5/4/1929
 Most players scoring run, game—13, at CHI, 8/25/1922 (NLT)
 Season—944 in 1930 (156 games)
 Fewest, season—394 in 1942 (151 games)

MOST HITS

Inning—Unknown (NL record: 16)
 Game—27, vs NYM, 6/11/1985
 Game, opp.—30, vs NYG, 9/2/1925
 Consecutive, start of game, none out—8, vs CHI, 8/5/1975 (ML)
 Season—1,783 in 1930 (156 games) (ML)
 Fewest, season—1,113 in 1907 (149 games)

MOST SINGLES

Inning—Unknown (NL record: 12)
 Game—Unknown (NL record: 23) (PHI had 17 vs STL, 7/30/1996)
 Season—1,268 in 1930 (156 games)

MOST DOUBLES

Inning—Unknown (NL record: 7)
 Game—11, vs CHI, 6/23/1986 (since 1917)
 Season—345 in 1930 (156 games)

TEAM BATTING RECORDS

MOST TRIPLES

Inning—Unknown (NL record: 4)
 Game—5, vs CHI, 8/2/1986 (since 1917)
 Season—82 in 1905 (155 games)

MOST HOME RUNS

Inning—5 vs CIN, 6/2/1949, 8th; Andy Seminick 2,
 Willie Jones, Schoolboy Rowe, Del Ennis (MLT)
 —4, at CHI, 8/17/1985, 7th; Juan Samuel, Glenn
 Wilson, Mike Schmidt (Von Hayes strikes out),
 Darren Daulton
 Game—7, vs NYM, 9/8/1998
 Game, opp.—9, vs CIN, 9/4/1999
 Most consecutive games, one home run—16 in 2002
 Most consecutive games, no home runs—30 in 1918
 Season—186 in 1977 (162 games)
 Vet season—101 in 1977
 Grand slams, inning—1, many times (NL record: 2)
 Grand slams, game—2, vs BOS, 4/28/1921 (Ralph
 Miller, Lee Meadows); vs SF, 8/18/1997 (Billy
 McMillon, Mike Lieberthal)
 Grand slams, season—8 in 1993

MOST EXTRA-BASE HITS

Inning—7, vs CIN, 6/2/1949, 8th inn.; vs CIN, 7/6/1986, 3rd
 inn. (MLT)
 Game—15, vs CHI, 6/23/1986 (NL)

MOST TOTAL BASES

Inning—26, vs CIN, 6/2/1949, 8th (5 HR, 1 3B, 1 2B, 1 1B)
 Game—45, vs NYM, 6/11/1985
 Game, extra innings—48, at CHI, 5/17/1979 (10 inn.)
 Season—2,594 in 1930 (156 games)

MOST RUNS BATTED IN

Inning—Unknown (NL record: 15)
 Game—Unknown (NL record: 26)
 Season—884 in 1930 (156 games)

MOST SACRIFICE HITS

Inning—3, vs LA, 9/23/1967, 7th (MLT)
 Game—Unknown (AL & NL record not available)
 Season—Unknown (NL record: 231, CHI, 1906)

MOST SACRIFICE FLIES

Inning—2, many times; last: at FLA, 6/25/2002, 11th (NLT)
 Game—3, many times; last: vs MTL, 7/25/2001
 Season—74 in 1977 (162 games)

MOST WALKS

Inning—Unknown (NL record: 9) (PHI had 6 vs PIT,
 7/18/1997, 6th)
 Game—Unknown (NL record: 17) (PHI had 12 vs STL,
 8/10/1999)
 Season—665 in 1993 (162 games); 652 in 1955 (154 games)

MOST INTENTIONAL WALKS

Inning—Unknown (ML record: 3, many times) (PHI
 had 2 many times; last: at NYM, 7/12/2002, 5th)
 Game—Unknown (NL record: 6) (PHI had 4 vs SD,
 5/2/1994 and at MIL, 8/15/2001)
 Season—101 in 1967

MOST LEFT ON BASE

Inning—3, thousands of times
 Game—20, vs BKN, 9/4/1922 and vs SF, 8/14/1990
 Doubleheader—29, vs MIL, 5/15/1955
 Game, no runs scored—14, vs MTL, 9/22/1971
 Season—1,281 in 1993
 Fewest, season—991 in 1920 (153 games)

MOST HIT BY PITCH

Inning—3, vs CIN, 5/15/1960, 1st gm., 8th (MLT)
 Game—Unknown (NL record: 5) (PHI had 3 many
 times; last: 8/30/2002 at NYM)
 Season—53 in 1962 and 2002 (161 games)
 Fewest, season—9 in 1939 (152 games) (NLT)

MOST STRIKEOUTS

Inning—4, Wes Covington, Tony Gonzalez, Dick
 Stuart, Clay Dalrymple, 4/17/1965, 2nd, vs LA's
 Don Drysdale (MLT)
 Game—19, vs NYM, 10/6/1991 (David Cone)
 Season—1,154 in 1986 (161 games)
 Fewest, season—452, in 1924 (152 games)

MOST STOLEN BASES

Inning—8, vs NYG, 7/7/1919, 1st gm., 9th
 Game—11, at STL, 7/12/1906; 10, vs NYG, 8/31/1906
 Season—200 in 1908

HIGHEST BATTING AVERAGE

Season—.315 in 1930 (156 games)

LOWEST BATTING AVERAGE

Season—.232 in 1942 (151 games)

HIGHEST SLUGGING AVERAGE

Season—.467 in 1929 (154 games)

LOWEST SLUGGING AVERAGE

Season—.304 in 1907 (149 games)

HIGHEST ON-BASE AVERAGE

Season—.351 in 1993 and 1999 (since 1985)

MOST GROUNDED INTO DOUBLE PLAYS

Inning—1, thousands of times
 Game—Unknown (NL record: 7)
 Season—144 in 1950 (157 games)
 Fewest, season—91, in 1935 (156 games); in 1973
 (162 games)

BEST HITTING OUTFIELD

The best hitting outfield in major league history was a Phillies combination in 1894. Sam Thompson (.404), Ed Delahanty (.400) and Bill Hamilton (.339) combined for a .400 batting average. Ranking second is Detroit's 1925 threesome: Harry Heilmann, Ty Cobb and Al Wingo, combining for a .380 average.

INDIVIDUAL PITCHING RECORDS

(Since 1900)

KEY: (ML) Major League record; (MLT) Major League record tied;
(NL) National League record; (NLT) National League record tied.

MOST GAMES

Season—90, Kent Tekulve, 1987 (RH); 76, David West, 1993 (LH)
Consecutive—8, Jack Baldschun, 1961
Rookie—65, Jack Baldschun, 1961
Career—529, Robin Roberts

MOST GAMES STARTED

Season—45, Grover Alexander, 1916 (RH); 41, Steve Carlton, 1972 (LH)
Rookie—42, George McQuillan, 1908
Career—499, Steve Carlton (LH); 472, Robin Roberts (RH)
Consecutive, no relief appearances—499, Steve Carlton

MOST COMPLETE GAMES

Season—38, Grover Alexander, 1916 (RH); 34, Doc White, 1902 (LH)
Rookie—32, George McQuillan, 1908
Career—272, Robin Roberts
Consecutive—28, Robin Roberts, 8/28/52-7/5/1953

MOST INNINGS PITCHED

Game—20, Tully Sparks, 8/24/1905 vs CHI (L 2-1); Mule Watson, 7/17/1918 at CHI (L 2-1); Joe Oeschger, 4/30/1919 vs BKN (T 9-9)
Season—389, Grover Alexander, 1916 (RH); 346, Steve Carlton, 1972 (LH)
Season, reliever—166.2, Andy Karl, 1945
Rookie—367, Grover Alexander, 1911
Career—3,740, Robin Roberts

MOST CONSECUTIVE SCORELESS INNINGS

Reliever—33, Larry Andersen, 1984
Starter—41.2, Grover Alexander, 1911
Start of career—25, George McQuillan, 5/8-9/29/1907, 1st gm. (ML)

MOST CONSECUTIVE BATTERS RETIRED

Game—27, Curt Simmons, 5/16/1953 at MIL (Bruton single to start game; then retired next 27); Robin Roberts, 5/13/1954 vs. CIN (Adams HR to start game; then retired next 27); Jim Bunning, 6/21/1964 at NYM (perfect game)
Extra innings—32, Rick Wise, 9/18/1971 vs CHI (12 inn.) W 4-3

MOST BATTERS FACED

Inning—16, Hal Kelleher, 8th, 5/5/1938 at CHI; (L 21-2) (ML)

MOST AT-BATS

Inning—14, Hal Kelleher, 8th, 5/5/1938 at CHI

MOST HITS ALLOWED

Inning—11, Reggie Grabowski, 9th, (10 singles) 8/4/1934, 2nd gm. vs NYG (NL)
Consecutive hits, inning—9, Erskine Mayer, 9th, 8/18/1913 (NLT)
Game—22, Dutch Schesler, 7/11/1931, 1st gm. vs NYG (8 inn.)
Shutout, game—12, George Smith, 4-0, 8/12/1921 vs BOS
Season—348, Claude Passeau, 1937 (RH); 293, Steve Carlton, 1973 (LH)

Most Hits Allowed (continued)

Rookie—285, Grover Alexander, 1915; 283, Curt Davis, 1934
Career—3,661, Robin Roberts

FEWEST HITS ALLOWED

No-Hitters, Phillies—6, since 1900 (See Separate Chart in Guide)
No-Hitters, Opponents—18, since 1900 (See Separate Chart in Guide)
1-Hitters, career—6, Steve Carlton

MOST RUNS ALLOWED

Inning—12, Hal Kelleher, 8th, 5/5/1938 at CHI; (L 21-2) (NL)
Game—17, Bill Duggleby, 9/19/1903, 1st gm. at CIN; (L 17-7)
Season—175, Ray Benge, 1930 (RH); 164, Les Sweetland, 1930 (LH)
Rookie—Unknown
Career—1,501, Robin Roberts

MOST EARNED RUNS ALLOWED

Season—147, Robin Roberts, 1956 (RH); 143, Les Sweetland, 1930 (LH)
Rookie—130, Wayne LaMaster, 1937 (LH)
Career—1,437, Robin Roberts

MOST HOME RUNS ALLOWED

Inning—4, Wayman Kerkisiek, 4th, 8/13/1939, 1st gm. at NYG; Charlie Bicknell, 6th, 6/6/1948, 1st gm. at STL (MLT)
Consecutive, inning—3, many, last: Mike Welch, 2nd, 8/2/1998 vs SF
Game—6, Wayman Kerkisiek, 8/13/1939, 1st gm. at NYG (MLT)
Season—46, Robin Roberts, 1956 (RH); 34, Don Carman, 1987 (LH)
Rookie—25, Ray Semproch, 1958 (RH); Matt Beech, 1997 (LH)
Career—402, Robin Roberts (185 home, 217 away)

MOST GRAND SLAMS

Game—2, June Green, 7/6/1929, 2nd gm. vs. STL (NLT)
Consecutive games—2, Bubba Church, 9/24-27/1950; Tug McGraw, 8/5-11/1979; Doug Bair, 7/7-9/1987; Tommy Greene, 8/22-27/1995 (NLT)
Month—2, June Green, July 1929; Bubba Church, Sept. 1950; Tug McGraw, Aug. 1979; Doug Bair, July 1987; Tommy Greene, Aug. 1995
Season—4, Tug McGraw, 1979 (MLT)

MOST TOTAL BASES

Inning—18, Charlie Bicknell, 6th, 6/6/1948, 1st gm. at STL

MOST WALKS

Inning—Unknown (NL record: 7, Bob Ewing, CIN, 4/19/1902, 4th)
Game—12, Fred Mitchell, 7/27/1903 vs BKN; Curt Simmons, 9/6/1948 vs NYG (6.1 inn., called by darkness after 7)
Season—164, Earl Moore, 1911 (RH); 136, Steve Carlton, 1974 (LH)
Rookie—107, Jack Hamilton, 1962
Career—1,252, Steve Carlton

INDIVIDUAL PITCHING RECORDS

MOST STRIKEOUTS

Inning—3, thousands of times (NL/ML record: 4)
 Perfect inning (3 SO on 9 pitches)—Andy Ashby, 6/15/1991 vs CIN
 Game, RH—17, Art Mahaffey, 4/23/1961, 2nd gm. vs CHI
 Game, LH—16, Steve Carlton, 6/9/1982 vs CHI
 Game, extra innings—18, Chris Short, 15 IP, 10/2/1965 at NYM, 2nd gm.
 Consecutive, reliever—6, Jack Meyer, 9/22/1958, 1st gm., 12th-13th inn. (1st 6 batters); Willie Hernandez, 7/3/1983, 8th-9th inn. (all 6 he faced) (NLT)
 Consecutive, starter—Unknown (NL record: 10, Tom Seaver, NYM, 4/22/1970); 7, Steve Carlton, 5/9/1981 vs SD; Curt Schilling, 8/26/1996 at SF
 Consecutive, start of game—Unknown (NL record: 8); 6, Brandon Duckworth, 8/25/2002 vs LA
 Consecutive, start of game, opp.—6, Pete Falcone, 5/1/1980, NYM
 Season, starter—319, Curt Schilling, 1997 (RH); 310, Steve Carlton, 1972 (LH)
 Season, reliever—153, Dick Selma, 1970 (134 inn.) (NL)
 Rookie—227, Grover Alexander, 1911; 188, Jack Sanford, 1957
 Career—3,031, Steve Carlton

MOST HIT BATSMEN

Inning—Unknown (NL record: 3, held by many)
 Game—Unknown (NL record: 4, held by several)
 Season—19, Fred Mitchell, 1903; Jim Bunning, 1966 (RH); 16, John Lush, 1906 (LH)

MOST WILD PITCHES

Inning—Unknown (NL record: 4)
 Game—5, Ken Howell, 4/5/1989 at CHI (W 12-4)
 Season—22, Jack Hamilton, 1962 (RH); 14, Chris Short, 1961 (LH)
 Rookie—22, Jack Hamilton, 1962

MOST WINS

Season—33, Grover Alexander, 1916 (RH); 27, Steve Carlton, 1972 (LH) (NLT)
 Season, reliever—16, Jim Konstanty, 1950
 Highest pct., team's wins—45.8, Steve Carlton, 1972, 27-10, (59-97) (NL)
 Consecutive, season—15, Steve Carlton, 6/7-8/17/1972
 3 consecutive games, relief pitcher—3, Gene Garber, 5/15, 2nd gm.—16-17/1975; Mitch Williams, 8/4-6-7/1991 (MLT)
 Rookie—28, Grover Alexander, 1911 (ML)
 Career—241, Steve Carlton (LH); 234, Robin Roberts (RH)
 Career, reliever—54, Ron Reed
 Winning percentage, season—.800, Robin Roberts (28-7), 1952 (RH); .741, Steve Carlton (27-10), 1972 (LH)
 Wins at Vet, season—17, Steve Carlton, 1974 (lost 3)
 Wins at Vet, career—138, Steve Carlton (lost 62)

NO WINS

Season—0-12, Russ Miller, 1928

MOST LOSSES

Season—24, Charles Fraser, 1904 (RH); 22, Eppa Rixey, 1920 (LH)
 Season, reliever—12, Gene Garber, 1975 (10-12)
 Consecutive, season—12, Russ Miller, 5/12-8/12/1928; Hugh Mulcahy, 8/4-9/23/1940; Ken Reynolds, 5/29-8/25/1972
 Consecutive, start of season—12, Russ Miller, 1928; Ken Reynolds, 1972
 Rookie—19, Al Gerheuser, 1943
 Career—199, Robin Roberts (RH); 161, Steve Carlton (LH)

MOST SHUTOUTS

First ML game—Eddie Stack, 6/7/1910, 1-0, vs CHI; Earl Caldwell, 9/8/1928, 4-0, vs BOS; Hal Kelleher, 9/17/1935, 1-0, vs CIN; Niles Jordan, 8/26/1951, 2-0, vs CIN; Dave Downs, 9/2/1972, 3-0, at ATL; Marty Bystrom, 9/10/1980, 5-0, vs NYM
 Opening day—3, Chris Short, 1965, 1968, 1970 (NLT)
 Season—16, Grover Alexander, 1916 (ML)
 Consecutive—4, Grover Alexander, 9/7-13-17-21/1911
 1-0 wins, season—4, Grover Alexander, 1916
 1-0 losses, season—5, George McQuillan, 1908; Jim Bunning, 1967 (MLT)
 Lost, season—8, George McQuillan, 1908
 Rookie—7, George McQuillan, 1908; Grover Alexander, 1911; 5, Ray Culp, 1963
 Career—61, Grover Alexander

MOST SAVES

Consecutive appearances—13, Steve Bedrosian, 5/25-6/30/1987 (NL)
 Season—45, Jose Mesa, 2002 (RH); 43, Mitch Williams, 1993 (LH)
 Rookie—16, Jack Meyer, 1955
 Career—103, Steve Bedrosian (RH); 102, Mitch Williams (LH)

MOST SACRIFICE FLIES

Season—15, Randy Lerch, 1979 (NL)

MOST BALKS

Season—11, Steve Carlton, 1979 (NL)

LOWEST EARNED RUN AVERAGE

Season—1.22, Grover Alexander, 1915
 Rookie—1.53, George McQuillan, 1908

20 WINS, 20 LOSSES NEXT SEASON

Eppa Rixey (22-10) 1916, (16-21) 1917; Steve Carlton (27-10) 1972, (13-20) 1973

TRIPLE CROWN (W, SO, ERA), NATIONAL LEAGUE

Grover Alexander, 31-241-1.22, 1915;
 Grover Alexander, 33-167-1.55, 1916;
 Grover Alexander, 30-201-1.86, 1917;
 Steve Carlton, 27-310-1.97, 1972

TEAM PITCHING RECORDS

NUMBER OF PITCHERS

Most—27, 2000 (162 gm.); 26, 1995 (144 gm.)
Fewest—11, 1976 (162 gm.)

MOST COMPLETE GAMES

Season—131 in 1904
Consecutive, season—5, 1966 & 1972
Fewest, season—5 in 2002

MOST INNINGS

Game—21, at CHI, 7/17/1918, (L 2-1)
Season—1,480 in 1980
Fewest, season—1,140 in 1918

MOST HITS ALLOWED

Inning—Unknown (AL & NL record not available)
Consecutive, inning—10, vs STL, 6/12/1922, 6th
Game—30, vs. NYG, 9/2/1925, 2nd gm. (L 24-9)
Season—1,993 in 1930 (ML)
Fewest, season—1,086 in 1918

MOST RUNS ALLOWED

Inning—14, at CHI, 8/25/1922, 4th
Game—28, vs STL, 7/6/1929, 2nd gm. (L 28-6) (NL)
Season—1,199 in 1930 (NL)
Fewest, season—446 in 1908

MOST EARNED RUNS ALLOWED

Season—1,024 in 1930 (ML)
Fewest, season—332 in 1915 (ML)

MOST HOME RUNS ALLOWED

Inning—4, at NYG, 8/13/1939, 1st gm., 4th; at STL,
6/6/1948, 2nd; vs ATL, 6/22/1997, 3rd
Game—9, vs CIN, 9/4/1999 (NL)
Season—212 in 1999
Fewest, season—49 in 1944 (since 1940)

MOST GRAND SLAMS

Game—2, vs NYG, 9/5/1924; vs NYG, 7/6/1929; vs PIT,
5/1/1933; vs BOS, 4/30/1938; at ATL, 7/14/97
Season—8 in 1933

MOST PINCH HOMERS

Game—2, vs CHI, 6/9/1954; vs NYM, 8/15/1962 (13
inn.); vs NYM, 9/17/1963 (NLT)

MOST WALKS

Inning—Unknown (AL & NL record not available)
Game—Unknown (AL & NL record not available)
(Phils had 17 vs BKN in 1903)
Season—682 in 1974
Fewest, season—259 in 1901

MOST STRIKEOUTS

Inning—3, thousands of times (NL record: 4)

Most Strikeouts (continued)

Game—17, vs CHI, 4/23/1961 1st gm. (Art Mahaffey);
vs PIT, 7/21/1997 (Schilling, Brewer, Spradlin)
Season—1,209 in 1997
Fewest, season—284 in 1900

MOST HIT BATSMEN

Inning—3, 5/15/1960, 1st gm., 8th, vs CIN
Game—Unknown (AL & NL record not available)
Season—70 in 2001, 2002
Fewest, season—13 in 1950

MOST WILD PITCHES

Inning—Unknown (NL record: 4, ATL vs HOU, 5th, 8/4/1979)
Game—5, at CHI, 4/5/1989; at COL, 5/4/1997
Season—91 in 1989 (NLT)
Fewest, season—14 in 1952 & 1953

MOST BALKS

Inning—Unknown (NL record: 3, 3 times)
Game—Unknown (NL record: 6, MIL vs. CHI, 5/4/1963)
Season—23 in 1908 & 1989
Fewest, season—0 in 1946 & 1955 (MLT)

MOST WINS

Season—101 in 1976 & 1977
Fewest, season—42 in 1942

MOST LOSSES

Season—111 in 1941

MOST SHUTOUTS

Season, won—26 in 1916
Season, lost—23 in 1908 & 1909
Longest—18, at NYG, 10/2/1925 (T O-O)
Fewest, season—2 in 1942
1-O shutouts, won—7 in 1913
Longest 1-O win— 16 inn., vs CHI, 5/17/1991
1-O shutouts, lost—10 in 1967
Consecutive, games—4 in 1951 (Robin Roberts 7/25 at
STL, Ken Johnson 7/26 at STL, Bubba Church
7/27 at CHI, Russ Meyer 7/28 at CHI)
Consecutive innings—41 in 1951
Consecutive, 1-O losses, season—3, 5/11-12-13/1960 (MLT)

MOST SAVES

Season—48 in 1987
Fewest, season—15 in 1972

LOWEST EARNED RUN AVERAGE

Season—2.18 in 1915 (NL)

HIGHEST EARNED RUN AVERAGE

Season—6.70 in 1930 (NL)

MISCELLANEOUS RECORDS

HIGHEST WON-LOST PERCENTAGE

Season—.623 in 1976 & 1977 (101-61)
Lowest, season—.278 in 1942 (42-109)

MOST GAMES WON

Season—101 in 1976 & 1977
Consecutive, season—13, 8/3-16/77; 7/30-8/12/1991
Fewest, season—42 in 1942

MOST GAMES LOST

Season—111 in 1941
Consecutive, season—23, 7/29-8/20/1961
Fewest, season—61 in 1976 & 1977

MOST HOME GAMES

Season—83 in 1991

FEWEST HOME GAMES

Season—79 in 1940, 1977, 1987

MOST HOME GAMES WON

Season—60 in 1977 (since 1925)
Consecutive—16 in 1977 & 1991
Fewest, season—22, in 1945 & 1961 (since 1925)

MOST ROAD GAMES WON

Season—48 in 1976 (since 1925)
Consecutive—13 in 1976
Fewest, season—16 in 1930 (since 1925)

MOST HOME GAMES LOST

Season—55 in 1923, 1940, 1945 (NL)
Consecutive—12 in 1928
Fewest, season—21 in 1977 (since 1925)

MOST ROAD GAMES LOST

Season—62 in 1939 (since 1925)
Consecutive—17 in 1961
Fewest, season—33 in 1976 (since 1925)

BIGGEST MARGIN OF VICTORY

Game—19, vs NYM, (26-7), 6/11/1985

BIGGEST MARGIN OF DEFEAT

Game—22, vs CIN, (24-2), 5/13/1902; (28-6), vs STL, 7/6/1929

BIGGEST DEFICIT TO OVERCOME IN VICTORY

Game—11, at CHI, 4/17/1976, 10 inn.; Losing 12-1 & 13-2; (W 18-16)

LONGEST GAMES

Innings, opening game—14, at BKN, 4/17/1923 (T 5-5);
at NYM, 3/31/1998 (L 1-0) (NLT)
Innings—21, at CHI, 7/17/1918 (L 2-1)
Innings, at Vet—20, vs ATL, 5/4/1973, (W 5-4); vs LA, 7/7/1993, (W 7-6)
Time—Unknown (NL record: 4:18, LA vs SF, 10/2/1962, 9 inn.); PHI had 4:00, at CLE, 6/11/2002 (9 inn); 6:10 vs LA, 7/7/1993 (20 inn.)

SHORTEST GAME

Time—0.51, at NYG, 9/28/1919, 1st gm., (L 6-1) (ML)

CLUB FIELDING RECORDS

(Since 1900)

MOST ERRORS

Game—8, vs NYG, 4/24/22; vs. CIN, 8/18/41
Season—403 in 1904 (155 games)

FEWEST ERRORS

Season—88 in 2002 (161 games)

MOST ERRORLESS GAMES

Season—94 in 2002 (161 games)

MOST CONSECUTIVE ERRORLESS GAMES

Season—11 in 1967, 1998

MOST DOUBLE PLAYS

Game—5, several times; last: at SD, 8/23/96
Season—179, in 1961 (155 games); in 1973 (162 games)

FEWEST DOUBLE PLAYS

Season—112 in 1984 (162 games)

MOST CONSECUTIVE GAMES, 1 OR MORE DPS

Season—16 (29 DP) in 1961

MOST TRIPLE PLAYS

Season—3 in 1964 (MLT)

MOST PASSED BALLS

Game—Unknown (ML record: 6)
Season—27, in 1971 (162 games); in 1947 (155 games)

FEWEST PASSED BALLS

Season—3, in 1952, 1956 (154 games)

MOST PUTOUTS

Season—4,440 in 1980 (162 games)

FEWEST PUTOUTS

Season—3,887 in 1907 (149 games)

MOST ASSISTS

Game—Unknown (NL record: 28) (PHI had 25 at MTL, 4/17/1996)
Season—2,176 in 1921 (154 games)

FEWEST ASSISTS

Season—1,437 in 1957 (156 games) (NL)

MOST TOTAL CHANCES

Game—Unknown (NL record: 55)
Season—6,512 in 1980 (162 games) (NL)

FEWEST TOTAL CHANCES

Season—5,545 in 1955 (154 games) (NL)

HIGHEST FIELDING PERCENTAGE

Season—.986 in 2002 (161 games)

LOWEST FIELDING PERCENTAGE

Season—.936 in 1904 (155 games) (NL)

FIELDING RECORDS BY POSITION

First Base

Pct.	.999 by Frank McCormick, 1946
Putouts	1,597 by Fred Luderus, 1917
Assists	141 by Rico Brogna, 1998
Double Plays	142 by Eddie Waitkus, 1950

Second Base

Pct.	.994 by Manny Trillo, 1982
Putouts	450 by Emil Verban, 1947
Assists	562 by Frank Parkinson, 1922
Double Plays	142 by Dave Cash, 1974

Third Base

Pct.	.982 by Pinky Whitney, 1937
Putouts	229 by Ernie Courtney, 1905
Assists	404 by Mike Schmidt, 1974
Double Plays	40 by Mike Schmidt, 1974

Shortstop

Pct.	.991 by Larry Bowa, 1979
Putouts	395 by Mickey Doolan, 1906
Assists	560 by Larry Bowa, 1971
Double Plays	113 by Tom Thevenow, 1930

Catcher

Pct.	.997 by Mike Lieberthal, 1999
Putouts	981 by Darren Daulton, 1993
Assists	199 by Red Dooïn, 1909
Double Plays	19 by Darren Daulton, 1993

Outfield

Pct.	1.000 by Danny Litwhiler, 1942; Tony Gonzalez, 1962, Don Demeter, 1963; Johnny Callison, 1968; Jim Eisenreich, 1995; Doug Glanville, 2002
Putouts	538 by Rich Ashburn, 1951
Assists	44 by Chuck Klein, 1930
Double Plays	11 by Sam Thompson, 1896

DID YOU KNOW?

The Phillies team record for most errors in a game (since 1911) is eight, occurring twice: August 18, 1941 vs Cincinnati and April 24, 1922 vs New York.

The Phils have made seven errors in a game five times: last occurring on August 17, 1945 vs Brooklyn.

CAREER GAMES BY POSITION

FIRST BASE YEARS GAMES

1.	Fred Luderus	1910-20	1,298
2.	Sid Farrar	1883-89	816
3.	Don Hurst	1928-34	815
4.	Kitty Bransfield	1905-11	781
5.	Pete Rose	1979-83	702

SECOND BASE YEARS GAMES

1.	Tony Taylor	1960-71; 74-76	1,003
2.	Otto Knabe	1907-13	931
3.	Mickey Morandini	1990-97; 2000	926
4.	Juan Samuel	1983-88	798
5.	Bill Hallman	1888-89; 92-97;	779
		1901-03	
6.	Cookie Rojas	1963-69	617

SHORTSTOP YEARS GAMES

1.	Larry Bowa	1970-81	1,667
2.	Mickey Doolan	1905-13	1,297
3.	Granny Hamner	1944-59	924
4.	Heinie Sand	1923-28	772
5.	Dave Bancroft	1915-20	670

THIRD BASE YEARS GAMES

1.	Mike Schmidt	1972-89	2,212
2.	Willie Jones	1947-59	1,495
3.	Pinky Whitney	1928-33; 36-39	1,076
4.	Scott Rolen	1996-2002	897
5.	Joe Mulyey	1883-89; 92	682
6.	Pinky May	1939-43	646

OUTFIELD YEARS GAMES

1.	Richie Ashburn	1948-59	1,785
2.	Del Ennis	1946-56	1,610
3.	Sherry Magee	1904-14	1,415
4.	Johnny Callison	1960-69	1,379
5.	Cy Williams	1918-30	1,324
6.	Chuck Klein	1928-33; 36-44	1,284
7.	Garry Maddox	1975-86	1,277
8.	Roy Thomas	1899-1908; 10-11	1,257
9.	Greg Luzinski	1970-80	1,221
10.	John Titus	1903-12	1,185

CATCHER YEARS GAMES

1.	Red Dooïn	1902-14	1,124
2.	Bob Boone	1972-81	1,095
3.	Darren Daulton	1983; 85-95	965
4.	Jack Clements	1884-97	953
5.	Clay Dalrymple	1960-68	944
6.	Andy Seminick	1943-51; 55-57	917


DEBUTS

MAJOR LEAGUE DEBUT DATES

Player	Date	Team
Bobby Abreu	9/1/96	Astros
Terry Adams	8/10/95	Cubs
David Bell	5/3/95	Indians
Pat Burrell	5/24/00	Phillies
Marlon Byrd	9/8/02	Phillies
David Coggin	6/23/00	Phillies
Rheal Cormier	8/15/91	Cardinals
Brandon Duckworth	8/7/01	Phillies
Josh Hancock	9/10/02	Red Sox
Tyler Houston	4/3/96	Atlanta
Eric Junge	9/11/02	Phillies
Ricky Ledee	6/14/98	Yankees
Mike Lieberthal	6/30/94	Phillies
Hector Mercado	4/4/00	Reds
Jose Mesa	9/10/87	Orioles
Jason Michaels	4/6/01	Phillies
Kevin Millwood	7/14/97	Braves
Brett Myers	7/24/02	Phillies
Vicente Padilla	6/29/99	Diamondbacks
Tomas Perez	5/3/95	Blue Jays
Dan Plesac	4/11/86	Brewers
Placido Polanco	7/3/98	Cardinals
Todd Pratt	7/29/92	Phillies
Nick Punto	9/9/01	Phillies
Joe Roa	9/20/95	Indians
Jimmy Rollins	9/17/00	Phillies
Carlos Silva	4/1/02	Phillies
Bud Smith	6/10/01	Cardinals
Jim Thome	9/4/91	Indians
Eric Valent	6/8/01	Phillies
Turk Wendell	6/17/93	Cubs
Randy Wolf	6/11/99	Phillies

DID YOU KNOW?

The Phillies came into the National League in 1883, having moved from Worcester, MA (Brown Stockings). They have been known as the Phillies ever since, the longest-running nickname in pro sports. Although the club was known as the Blue Jays in 1944 and 1945, the name was never officially changed from the Phillies.



Jim Thome

HITTING

Career Top 10	84
Double Figures	85
Hitting for Cycle	97
Home Runs	85-87
HR, Game	88
HR, Grand Slams	89
HR, Inside-the-Park	90
HR, Season	91-92
Pinch-Hitting	94-95
RBI	93
Season Leaders by Position	106
Season Top 10	97
Season Leaders	98-99
Stolen Bases	96
Yearly Batting Leaders	100-105

CAREER BATTING TOP 10

GAMES

Schmidt	2,404
Ashburn (L)	1,794
Bowa (SW)	1,739
Taylor	1,669
Ennis	1,630
Delahanty	1,544
Magee	1,521
W. Jones	1,520
Hamner	1,501
C. Williams (L)	1,463

AT-BATS

Schmidt	8,352
Ashburn (L)	7,122
Bowa (SW)	6,815
Delahanty	6,352
Ennis	6,327
Taylor	5,799
Hamner	5,772
Magee	5,505
W. Jones	5,419
Callison (L)	5,306

RUNS

Schmidt	1,506
Delahanty	1,365
Ashburn (L)	1,114
Klein (L)	963
S. Thompson (L)	928
R. Thomas (L)	916
Magee	898
Ennis	891
Hamilton (L)	877
C. Williams (L)	825

HITS

Schmidt	2,234
Ashburn (L)	2,217
Delahanty	2,211
Ennis	1,812
Bowa (SW)	1,798
Klein (L)	1,705
Magee	1,647
C. Williams (L)	1,553
Hamner	1,518
Taylor	1,511

RUNS BATTED IN

Schmidt	1,595
Delahanty	1,286
Ennis	1,124
Klein (L)	983
S. Thompson (L)	958
Magee	889
Luzinski	811

Runs Batted In (continued)

C. Williams (L)	796
W. Jones	754
Whitney	734

SINGLES

Ashburn (L)	1,811
Delahanty	1,544
Bowa (SW)	1,498
Thomas (L)	1,236
Schmidt	1,219
Ennis	1,178
Taylor	1,178
Magee	1,108
Hamner	1,083
Klein (L)	1,062

DOUBLES

Delahanty	432
Schmidt	408
Magee	337
Klein (L)	336
Ennis	310
Ashburn (L)	287
Hamner	271
Callison (L)	265
S. Thompson (L)	258
Luzinski	253

TRIPLES

Delahanty	151
Magee	127
S. Thompson (L)	103
Ashburn (L)	97
Callison (L)	84
Bowa (SW)	81
Cravath	72
Samuel	70
Ennis	65

HOME RUNS

Schmidt	548
Ennis	259
Klein (L)	243
Luzinski	223
C. Williams (L)	217
Allen	204
Callison (L)	185
W. Jones	180
Rolen	150
Daulton (L)	134

TOTAL BASES

Schmidt	4,404
Delahanty	3,197
Ennis	3,029
Klein (L)	2,898
Ashburn (L)	2,764
C. Williams (L)	2,557
Magee	2,463
Callison (L)	2,426
Luzinski	2,263
W. Jones	2,236

EXTRA-BASE HITS

Schmidt	1,015
Delahanty	667
Klein (L)	643
Ennis	634
Magee	539
Callison (L)	534
C. Williams (L)	503
Luzinski	497
Allen	472
S. Thompson (L)	456

WALKS

Schmidt	1,507
Ashburn (L)	946
Thomas (L)	946
W. Jones	693
Delahanty	643
V. Hayes (L)	619
Daulton (L)	607
Luzinski	572
Hamilton (L)	551
C. Williams (L)	551

INTENTIONAL WALKS

Schmidt	202
Allen	81
Boone	77
Luzinski	74
V. Hayes (L)	74
Dalrymple (L)	71
Daulton (L)	57
Kruk (L)	56
Callison (L)	53
Maddox	51
Abreu (L)	51

STRIKEOUTS

Schmidt	1,883
Luzinski	1,098
Allen	1,023
Callison (L)	854
Samuel	824

Strikeouts (continued)

Taylor	818
Rolen	714
Daulton (L)	704
V. Hayes (L)	677
Ennis	622

STOLEN BASES

Magee	387
Bowa	288
Samuel	249
V. Hayes	202
Ashburn	199
Maddox	189
Schmidt	174
Taylor	169
Dykstra	169
R. Thomas	164

SACRIFICE FLIES

Schmidt	108
Luzinski	53
Maddox	51
Boone	43
V. Hayes (L)	43
Daulton (L)	39
Rolen	38
Bowa (SW)	36
Allen	32
W. Jones	32

BATTING AVG.

Hamilton (L)362
Delahanty348
Flick (L)345
S. Thompson335
Klein (L)326
S. Davis321
Abreu (L)312
Leach (L)312
Ashburn311
Kruk (L)309

ON-BASE PCT.

Abreu (L)415
Kruk (L)400
Ashburn394
Dykstra (L)388
Klein (L)383
Hurst (L)382
Schmidt380
S. Davis374
Rolen373
Allen371

FIRST ML HIT A HOME RUN

Date	Phillie	Opponent
4/21/1898	Bill Duggleby * + #	vs NYG
5/15/1922	Tom Sullivan +	at STL
4/19/1938	Emmett Mueller #	vs BKN
8/21/1940	Charlie Frye +	at CHI
8/2/1941	Jim Carlin	at STL
7/5/1943	Bob Finley	vs STL
9/15/1943	Andy Seminick	vs NYG
9/14/1949	Ed Sanicki #	at PIT
7/11/1954	Jim Command *	at BKN
9/21/1956	Bob Bowman	at NYG

Date	Phillie	Opponent
6/2/1957	Dick Farrell +	vs BKN
5/16/1975	Larry Christenson +	vs ATL
9/22/1986	Jeff Bittiger +	at PIT
7/17/1988	Ricky Jordan \$	vs HOU
8/26/1988	Ron Jones	vs LA
9/27/1996	Bobby Estalella	at NYM
9/8/1998	Marlon Anderson #	vs NYM

* Grand Slam + Pitcher
1st Plate Appearance \$ 1st At-Bat

DOUBLE FIGURES

TEN OR MORE 2B, 3B, HR, SB IN A SEASON

Player	Year	2B	3B	HR	SB
George Wood	1887	22	19	14	19
Roger Connor	1892	37	11	12	22
Ed Delahanty	1893	35	18	19	37
Sam Thompson	1893	37	13	11	18
Sam Thompson	1894	29	27	13	29
Ed Delahanty	1895	49	10	11	46
Sam Thompson	1895	45	21	18	27
Ed Delahanty	1896	44	17	13	37
Elmer Flick	1900	33	16	11	35
Gavvy Cravath	1913	34	14	19	10
Sherry Magee	1914	39	11	15	25
Cy Williams	1920	36	10	15	18
Curt Walker	1922	36	11	12	11
Chuck Klein	1932	50	15	38	20
Johnny Callison	1962	26	10	23	10
Richie Allen	1965	31	14	20	15
Richie Allen	1966	25	10	40	10
Richie Allen	1967	31	10	23	20
Garry Maddox	1977	27	10	14	22
Mike Schmidt	1977	27	11	38	15
Bake McBride	1979	16	12	12	25
Juan Samuel	1984	36	19	15	72
Juan Samuel	1985	31	13	19	53
Juan Samuel	1986	36	12	16	42
Juan Samuel	1987	37	15	28	35
Bobby Abreu	1999	35	11	20	27
Bobby Abreu	2000	42	10	25	28
Jimmy Rollins	2001	29	12	14	46
Jimmy Rollins	2002	33	10	11	31

15 OR MORE DOUBLES, TRIPLES, HOME RUNS IN A SEASON

Player	Year	2B	3B	HR
Ed Delahanty	1893	35	18	19
Sam Thompson (L)	1895	45	21	18
Chuck Klein (L)	1932	50	15	38
Johnny Callison (L)	1965	25	16	32
Juan Samuel	1984	36	19	15
Juan Samuel	1987	37	15	28

20 - 20 CLUB

Player	Year	HR	SB
Sam Thompson (L)	1889	20	24
Chuck Klein (L)	1932	38	20
Richie Allen	1967	23	20
Mike Schmidt	1974	36	23
Mike Schmidt	1975	38	29
Juan Samuel	1987	28	35
Von Hayes (L)	1989	26	28
Bobby Abreu (L)	1999	20	27
Bobby Abreu (L)	2000	25	28
Bobby Abreu (L)	2001	31	36
Bobby Abreu (L)	2002	20	31

EIGHT HITS, DOUBLEHEADER

Player	Date	AB	2B	3B	HR
Sam Thompson	8/11/1894	10	1	2	0
Ed Delahanty	7/13/1897	8	1	0	0
Buck Jordan	6/26/1938	10	3	0	0
Johnny Wrostatsek	8/15/1946	10	3	0	0
Eddie Waitkus	8/27/1950	11	2	0	0
Richie Ashburn	5/20/1951	10	0	0	0

HOME RUNS

CONSECUTIVE HOME RUN GAMES, TEAM (SINCE 1911)

CONSECUTIVE GAMES HITTING A HR		CONSECUTIVE GAMES NO HOMERS	
Games	Year(s)	Games	Year(s)
16	2002	33	1910
14	1922	30	1918
13	1964	24	1945
12	1973, 1997	23	1910
11	1987, 1990, 2000	21	1917
10	1929, 1930, 1936, 1953, 1955, 1961, 1980, 1991, 2000	19	1934
		Modern Record	
		12	1960
		10	1980

MOST HOME RUNS BY POSITION (MAJOR LEAGUES)

POS.	PLAYER	HR Total This Pos.
OF	Willie Mays	643
OF	Hank Aaron	661
OF	Babe Ruth	692
1B	Mark McGwire	568
2B	Ryne Sandberg	277
3B	Mike Schmidt	509
SS	Cal Ripken, Jr	319
C	Carlton Fisk	351
P	Wes Ferrell	37

HITTING 10 OR MORE HOMERS - MONTH

HR	Player	Month	Year	HR	Player	Month	Year
15	Cy Williams	May	1923	11	Greg Luzinski	June	1975
14	Chuck Klein	July	1929	11	Mike Schmidt	April	1976
14	Mike Schmidt	June	1977	11	Mike Schmidt	May	1979
13	Deron Johnson	July	1971	11	Scott Rolen	July	1999
13	Mike Schmidt	July	1979	10	Cy Williams	July	1927
12	Chuck Klein	June	1932	10	Chuck Klein	July	1930
12	Dick Allen	June	1966	10	Chuck Klein	May	1932
12	Mike Schmidt	August	1975	10	Willie Jones	July	1950
12	Mike Schmidt	May	1980	10	Bill Robinson	August	1973
12	Mike Schmidt	July	1982	10	Mike Schmidt	June	1974
11	Chuck Klein	May	1929	10	Greg Luzinski	July	1977
11	Del Ennis	July	1953				

HOME RUNS

MOST CAREER, BY POSITION

P	-	Rick Wise and Larry Christenson.....	11
C	-	Darren Daulton	123
1B	-	Don Hurst.....	111
2B	-	Juan Samuel.....	91
3B	-	Mike Schmidt	509
SS	-	Granny Hamner.....	61
OF	-	Del Ennis	257
OF	-	Chuck Klein.....	241
OF	-	Greg Luzinski.....	219
OF	-	Cy Williams.....	208

MOST CAREER, BY PARK

Recreation Park	Charlie Bastian, 5
Baker Bowl.....	Chuck Klein, 156
Shibe Park/Connie Mack Stadium.....	Del Ennis, 133
Veterans Stadium	Mike Schmidt, 265

MOST ONE SEASON, BY PARK

Recreation Park	13 in 1886
Baker Bowl.....	95 in 1922
Shibe Park/Connie Mack Stadium.....	77 in 1955
Veterans Stadium.....	101 in 1977

MOST IN ONE MONTH

Month	Team High	Individual High
April.....	25 in 1996.....	Mike Schmidt, 11 in 1976
May.....	36 in 1999	Cy Williams, 15 in 1923
June.....	42 in 1977	Mike Schmidt, 14 in 1977
July	41 in 1977.....	Chuck Klein, 14 in 1929
August.....	38 in 1950, 1977, 1985.....	Mike Schmidt, 12 in 1975
September.....	34 in 1922.....	Chuck Klein, 9 in 1929
		Mike Schmidt, 9 in 1980
October.....	8 in 1972.....	Mike Schmidt, 4 in 1980

MOST IN ONE MONTH - TEAM

42 -	June 1977	37 -	August 2002
41 -	July 1977	36 -	August 1993
38 -	July 1950	36 -	May 1999
38 -	August 1950	35 -	May 1929
38 -	August 1977	35 -	June 1929
38 -	August 1985	35 -	July 1930
37 -	August 1969	35 -	June 1973
37 -	June 1975		

PITCHERS, CAREER (206 HR)

11	-	Larry Christenson, Rick Wise
9	-	Steve Carlton, Schoolboy Rowe
7	-	Al Orth
6	-	Bill Duggleby
5	-	Robin Roberts
4	-	Grover Alexander, Ken Brett, Jim Bunning, Don Cardwell, Hal Carlson, Phil Collins, Charlie Ferguson, Tommy Greene, Randy Lerch, Lee Meadows, Robert Person, Jimmy Ring, Jack Taylor
3	-	Johnny Couch, Wayland Dean, Kevin Gross, Art Mahaffey, Claude Passeau
2	-	Dennis Bennett, Ed Daily, Curt Davis, Jack Fifiel, Woodie Fryman, Jack Knight, Erskine Mayer, Bob Miller, Clarence Mitchell, David Palmer, Bucky Walters, Doc White
1	-	57 players

HOMERING IN 5 STRAIGHT GAMES

Richie Allen, 1969 (May 27-28, 30-June 1)
Mike Schmidt, 1979 (July 6-10)

HOMERING IN 4 STRAIGHT GAMES

Cy Williams, 1926	Ken Brett, 1973
Chuck Klein, 1929	Mike Schmidt, 1975, 1976, 1977,
Don Hurst, 1929	1979 (twice), 1980 (3 times),
Johnny Rizzo, 1940	1982, 1984
Andy Seminick, 1948	Greg Luzinski, 1977
Del Ennis, 1950 (twice)	Len Matuszek, 1984
Stan Lopata, 1957	Juan Samuel, 1985
Richie Allen, 1967	Pete Incaviglia, 1993, 1994

HOME RUNS

BACK-TO-BACK HOMERS

Most, Season - Club: 9 in 1980

Most, Season - Individual: 6 in 1980, Mike Schmidt and Greg Luzinski

Most, Career: 9 - Schmidt/Luzinski and Chuck Klein/Don Hurst

Most, Game - Same Players: 2 by Don Money and Greg Luzinski, at CHI, 10/3/1972

Most, Game - Consecutive: 3 (four times) - 9/30/1977 vs MTL, 2nd inning (Greg Luzinski, Richie Hebner, Garry Maddox); 8/17/1985 at CHI, 7th inning (Juan Samuel, Glenn Wilson, Mike Schmidt); 7/26/1987 vs ATL, 8th inning (Milt Thompson, Von Hayes, Mike Schmidt); 4/28/1999 vs CIN, 1st inning (Scott Rolen, Rico Brogna, Ron Gant)

BACK-TO-BACK LEADOFF HOME RUNS

The National League record for consecutive home runs at the start of a game is three, set by San Diego in 1987. The American League has had back-to-back homers to lead off a game 22 times. The Phillies have hit back-to-back homers to start their half of the first inning, three times:

7/29/1984 - Juan Samuel and Von Hayes vs MTL
7/7/1986 - Gary Redus and Juan Samuel vs ATL
4/16/1996 - Lenny Dykstra and Mickey Morandini at MTL

LEADOFF HOMERS

Most, Career

14 - Juan Samuel	5 - Jimmy Rollins
12 - Lenny Dykstra	4 - Tony Gonzalez
8 - Doug Glanville	4 - Bill Hamilton
6 - John Briggs	4 - Heine Sand
6 - Bake McBride	3 - 5 players
6 - George Paskert	2 - 15 players
6 - Tony Taylor	1 - 31 players

Most, Season

4 - Juan Samuel, 1989	3 - Bake McBride, 1979
4 - Lenny Dykstra, 1993	3 - Juan Samuel, 1985
3 - Heine Sand, 1924	3 - Juan Samuel, 1987
3 - Leo Norris, 1937	3 - Phil Bradley, 1988
3 - John Briggs, 1966	3 - Lenny Dykstra, 1994
3 - Tony Taylor, 1970	3 - Doug Glanville, 2001
3 - Bake McBride, 1978	3 - Jimmy Rollins, 2001

Club Record: 6 - 1978 (McBride-3, Martin-2, Schmidt-1); 1989 (Samuel-4, Ready-2); 2001 (Glanville-3, Rollins-3)

HOMERING 3 TIMES IN A DOUBLEHEADER

5/20/1927 - Cy Williams vs CIN	8/14/1940 - Johnny Rizzo at BKN
7/15/1929 - Chuck Klein vs CHI	8/28/1948 - Del Ennis at PIT
7/23/1932 - Don Hurst vs BKN	6/12/1949 - Andy Seminick vs STL
5/10/1933 - Chuck Klein vs CIN	5/13/1956 - Stan Lopata at PIT
8/19/1933 - Chuck Klein vs CIN	6/8/1958 - Harry Anderson at STL

EXTRA-INNING HOMERS

Most, Career

9 - Mike Schmidt	4 - Tony Gonzalez
6 - Richie Allen	4 - Stan Lopata
5 - Gavvy Cravath	3 - 6 players
5 - Del Ennis	2 - 26 players
5 - Cy Williams	1 - 72 players

Most, Season

2 - Gavvy Cravath, 1914	2 - John Russell, 1986
2 - Jim Tabor, 1946	2 - Mike Schmidt, 1986
2 - Wes Covington, 1961	2 - Dave Hollins, 1993
2 - Johnny Callison, 1963	2 - Charlie Hayes, 1995
2 - Richie Allen, 1964	2 - Todd Zeile, 1996
2 - Richie Allen, 1966	2 - Pat Burrell, 2002
2 - Willie Montanez, 1971	2 - Tomas Perez, 2002
2 - Manny Trillo, 1981	

Club Season Record: 6 - 1986 (Schmidt-2, Russell-2, Stone, Samuel)

TWO, ONE INNING - PLAYER

6/2/1949 - Andy Seminick vs CIN, 8th inning
6/11/1985 - Von Hayes vs NYM, 1st inning *
*First player in history to hit two homers in the first inning

MOST, ONE INNING - CLUB (5)

6/2/1949 - vs CIN, 8th inning (Del Ennis, Andy Seminick (2), Willie Jones and Schoolboy Rowe)

HOME RUNS - GAME

THREE IN A GAME - PLAYER

10/9/1884	John Manning, of, consecutive	6/6/1965(2)	Johnny Callison, of (LH) - at CHI
9/15/1922	Walt Henline, c-of - at STL	9/29/1968	Richie Allen, of, consecutive - at NYM
5/11/1923	Cy Williams, of (LH) - at STL	7/11/1971	Deron Johnson, 1b, consecutive - vs MTL
7/22/1936	John Moore, of (LH), consecutive - vs PIT	7/7/1979	Mike Schmidt, 3b, consecutive - vs SF
6/2/1949	Andy Seminick, c - vs CIN	6/14/1987	Mike Schmidt, 3b, consecutive - at MTL
8/27/1951	Del Wilber, c, consecutive - vs CIN	8/29/1989	Von Hayes, of (LH) - at SF
7/23/1955	Del Ennis, of - vs STL	9/15/1996	Benito Santiago, c, consecutive - at CHI
9/12/1961	Don Demeter, of - at LA	9/4/1997	Bobby Estalella, c - at MTL
9/27/1964	Johnny Callison, of (LH), consecutive - vs MIL	8/10/2002	Mike Lieberthal, c - at LA

OPPONENTS WITH THREE HOMERS IN A GAME VS PHILS

Date	Opposing Player	Team	Date	Opposing Player	Team
7/12/1897	Tom McCreery	vs LOU	5/9/1973	Johnny Bench	vs CIN
7/26/1930	Hack Wilson	vs CHI	5/22/1976	Reggie Smith	vs STL
6/24/1931	George Watkins	vs STL	5/17/1979	Dave Kingman	at CHI
7/20/1933	Floyd Herman	at CHI	5/3/1987	Eric Davis	vs CIN
7/6/1934	Hal Lee	vs BOS	8/1/1987	Andre Dawson	at CHI
5/9/1937	Al Kampouris	vs CIN	5/26/1990	Jeff Treadway	vs ATL
7/26/1942	Clyde McCullough	vs CHI	6/5/1996	Sammy Sosa	at CHI
5/30/1950	Duke Snider	at BKN	5/19/1998	Mark McGwire	vs STL
6/11/1952	Hank Sauer	at CHI	6/18/1998	Brant Brown	at CHI
7/21/1955	Gus Bell	vs CIN	5/18/2000	Mark McGwire	vs STL
6/29/1961	Willie Mays*	vs SF	5/17/2002	Erubiel Durazo	at ARI
7/30/1969	Bob Tillman	vs ATL	9/25/2002	Andruw Jones	vs ATL
5/31/1970	Rico Carty	at ATL			
5/16/1972	Rick Monday	vs CHI			

* 10-inning game

FOUR IN A GAME - PLAYER

7/13/1896 - Ed Delahanty
 7/10/1936 - Chuck Klein (LH)* - at Pittsburgh
 4/17/1976 - Mike Schmidt, consecutive* - at Chicago
 *10-inning game

MOST HOMERS IN A GAME - CLUB

7 -	9/8/1998	vs	NYM	-	Brogna (2), Sefcik (2), Estalella (2), Anderson
6 -	5/11/1923	vs	CHI	-	Williams (3), Mogan (2), Parkinson
6 -	8/28/1948	at	PIT	-	Ennis (2), Hamner, Lakeman, Seminick, Miller
6 -	6/2/1949	vs	CIN	-	Seminick (3), Ennis, Jones, Rowe
6 -	4/27/1965	at	SF	-	Allen (2), Covington, Gonzalez, Dalrymple, Callison
6 -	10/3/1972	at	CHI	-	Money (2), Luzinski (2), Harmon, B. Robinson
6 -	4/17/1976	at	CHI	-	Schmidt (4), Boone, Maddox
6 -	8/12/1977	at	CHI	-	McCarver (2), Carlton, Luzinski, Johnstone, Hutton
6 -	8/17/1985	at	CHI	-	Daulton (2), Schu, Samuel, Wilson, Schmidt
6 -	5/30/1993	at	COL	-	Daulton (2), Greene, Duncan, Hollins, Batiste

SIX OR MORE HOMERS IN A GAME - OPPOSITION

9 -	9/4/1999	vs	CIN	-	Taubensee (2), Boone, Young, Hammonds, Vaughn, Reese, Johnson, Lewis
6 -	5/17/1979	at	CHI	-	Kingman (3), Ontiveros, Martin, Buckner
6 -	8/13/2000	vs	HOU	-	Alou (2), Bagwell (2), Truby, Hidalgo
6 -	9/5/2000	at	SF	-	Bonds (2), Burks, Aurilia, Mueller, Snow

TWO OR MORE, ONE GAME (CAREER)

44 -	Mike Schmidt	7 -	Rico Brogna, Don Demeter, Mike Lieberthal, Andy Seminick
23 -	Chuck Klein	6 -	Bobby Abreu, Gavvy Cravath, Pete Incaviglia, Stan Lopata, Fred Luderus, Don Money, Sam Thompson
20 -	Richie Allen	5 -	Cliff Lee, Johnny Moore
17 -	Greg Luzinski	4 -	11 players
14 -	Cy Williams	3 -	13 players
12 -	Willie Jones	2 -	30 players
11 -	Dolph Camilli, Von Hayes, Scott Rolen	1 -	79 players
10 -	Johnny Callison		
9 -	Darren Daulton, Del Ennis		
8 -	Don Hurst		

TWO, ONE GAME - PITCHER

6/24/1926 - Jack Knight	9/5/1976 - Larry Christenson
7/22/1930 - Phil Collins	9/30/1978 - Randy Lerch
6/23/1971 - Rick Wise	6/2/2002 - Robert Person
8/28/1971 - Rick Wise	

HOME RUNS - GRAND SLAMS

EXTRA INNINGS

9/4/1924	Cy Williams	vs NYG	10th	6/20/1971	Deron Johnson	at NYM	11th
7/18/1925	Cy Williams	vs CHI	10th	7/11/1983	Mike Schmidt	at CIN	11th
9/9/1958	Wally Post	vs LA	10th	9/17/1989	John Kruk	vs STL	12th
9/16/1967	Rick Joseph	vs LA	11th	8/6/1991	Dale Murphy	vs CHI	11th

MOST - ONE SEASON

- 4 - Vince DiMaggio, 1945
- 3 - Chuck Klein, 1929 and 1932; Gene Freese, 1959
- 2 - George Harper, 1924; Cy Williams, 1925 and 1926; Russ Wrightstone, 1927; Dolph Camilli, 1937; Andy Seminick, Willie Jones and Del Ennis, 1950; Willie Jones, 1951; Don Demeter, 1962; Dick Stuart, 1965; Richie Allen, 1968; Mike Schmidt, 1973 and 1983; Greg Luzinski, 1976 and 1977; Dave Johnson, 1978; Darren Daulton, 1992 and 1993; Mariano Duncan, 1993; Benito Santiago, 1996; Pat Burrell, 2000

MOST - CAREER

- 7 - Mike Schmidt
- 6 - Willie Jones, Chuck Klein, Cy Williams
- 5 - Richie Allen, Darren Daulton, Del Ennis, Greg Luzinski, Andy Seminick
- 4 - Pat Burrell, Vince DiMaggio, Russ Wrightstone
- 3 - Lave Cross, Don Demeter, Gene Freese, Granny Hamner, George Harper, Fred Luderus, Garry Maddox, Sam Thompson
- 2 - 29 players
- 1 - 102 players

MOST - ONE GAME, CLUB

- 2 - 4/28/1921, Ralph Miller and Lee Meadows
- 8/18/1997, Billy McMillon and Mike Lieberthal

PINCH-HITTERS (14)

4/15/1926	Cy Williams vs BOS (Larry Benton)	4/30/1978	Dave Johnson vs SD (Bob Shirley)
5/2/1943	Schoolboy Rowe vs BOS (Alva Javery)	6/3/1978	Dave Johnson vs LA (Terry Forster)
5/18/1945	Jimmie Foxx vs STL (Ken Burkhardt)	7/8/1978	Bake McBride vs MTL (Rudy May)
6/2/1945	Vince DiMaggio vs PIT (Al Gerheauser)	9/2/1983	Ozzie Virgil vs SF (Gary Lavelle)
4/18/1959	Gene Freese vs CIN (Mike Cuellar)	8/23/1995	Jim Eisenreich vs SD (Dustin Hermanson)
5/26/1963	Roy Sievers vs CIN (Bill Henry)	4/20/2001	Kevin Jordan vs ATL (Marc Valdes)
9/16/1967	Rick Joseph vs LA (Ron Perranoski)*		
7/19/1970	Jim Hutto vs LA (Jim Brewer)		

*11th inning

PITCHERS (13)

4/21/1898	Bill Duggleby vs NYG (Cy Seymour)	8/2/1962	Art Mahaffey vs NYM (Craig Anderson)
4/28/1921	Lee Meadows vs BOS (Jack Scott)	8/28/1971	Rick Wise vs SF (Don McMahon) - 2nd game
5/4/1923	Lee Meadows vs NYG (Art Nehf)	6/24/1974	Jim Lonborg vs MTL (Chuck Taylor)
5/12/1925	Jimmy Ring vs PIT (Vic Aldridge)	9/27/1977	Larry Christenson vs CHI (Dennis Lamp)
6/23/1929	Phil Collins vs BOS (Kent Greenfield) - 2nd game	5/16/1984	Steve Carlton at LA (Fernando Valenzuela)
5/2/1943	Schoolboy Rowe vs BOS (Alva Javery)	8/25/1995	Jeff Juden vs LA (John Cummings)
		6/2/2002	Robert Person vs MTL (Bruce Chen)

ULTIMATE GRAND SLAMS

(Grand slam to win the game in the last inning while down by three runs.)

8/2/1970	Tony Taylor	vs San Francisco	off Mike Davidson,	0 outs
4/13/1983	Bo Diaz	vs New York	off Neil Allen,	2 outs

HOME RUNS - INSIDE-THE-PARK

INSIDE-THE-PARK, CAREER

(There have been 237 Inside-the-Park homers by 111 players since 1900)

- 19 - Sherry Magee
- 9 - John Titus
- 8 - Red Dooïn
- 7 - Richie Ashburn, Kitty Bransfield
- 5 - Richie Allen, Beals Becker, Elmer Flick, Possum Whitted
- 4 - Shad Berry, Mickey Doolan, Hans Lobert, Fred Luderus, Roy Thomas
- 3 - Bobby Abreu, Harry Anderson, Johnny Bates, Larry Bowa, Johnny Callison, Gavvy Cravath, George Harper, Ted Kazanski, Chuck Klein, Nap Lajoie, Freddy Leach, Irish Meusel, Dode Paskert, Mike Schmidt, Milt Stock, Cy Williams (16)
- 2 - Dave Bancroft, Ed Delahanty, Denny Doyle, Bill Duggleby, Barney Friberg, Kid Gleason, Eddie Grant, Von Hayes, Walter Holke, Cliff Lee, Johnny Lush, Ron Northey, Juan Samuel, Andy Seminick, Denny Sothern, Bill White, Pinky Whitney, Russ Wrightstone (18)
- 1 - Doug Baird, Juan Bell, John Bolling, Bob Boone, Ed Bouchee, Frank Bruggy, Dave Cash, Frank Corridon, Ernie Courtney, Monte Cross, Tony Curry, Kiddo Davis, Spud Davis, Bob Dernier, Vance Dinges, Joe Dolan, Klondike Douglass, Jack Doyle, Lenny Dykstra, Del Ennis, Johnny Evers, Chico Fernandez, Art Fletcher, Ron Gant, Doug Glanville, Tony Gonzalez, Granny Hamner, Terry Harmon, Rudy Hulswitt, Willie Jones, Kevin Jordan, *Oscar Judd, Bill Killefer, Otto Knabe, Bevo LeBourveau, Hal Lee, Joe Lonnett, Bake McBride, Ed McFarland, *Rube Melton, Johnny Mokon, John Monroe, Mickey Morandini, Fred Osborn, *Buz Phillips, Wally Post, Goldie Rapp, Cookie Rojas, Scott Rolen, Heinie Sand, Paul Sentelle, *Curt Simmons, Casey Stengel, Tony Taylor, Al Todd, Harry Walker, Lee Walls, Doc White, Del Wilber, Glenn Wilson, Jimmie Wilson, Harry Wolverton, Chief Zimmer (63)

*Pitcher

INSIDE-THE-PARK, SEASON

Individual		Team	
5	- Red Dooïn, 1904	16	- 1904
4	- Sherry Magee, 1907	10	- 1913
	Beals Becker, 1913	9	- 1907
3	- John Titus, 1904	7	- 1905, 1909, 1911
	Kitty Bransfield, 1905	6	- 1917, 1923, 1957
	Sherry Magee, 1911		
	Richie Allen, 1966		

INSIDE-THE-PARK GRAND SLAMS

8/23/1918	Irish Meusel at CIN
7/25/1924	George Harper vs CHI
6/19/1951	Willie Jones at PIT
8/8/1956	Ted Kazanski at NYG

EXTRA-INNING INSIDE-THE-PARK HOMERS

9/21/1947	Del Ennis at NYG (11th)
9/25/1964	Richie Allen vs MIL (10th)
6/11/1965	Johnny Callison vs HOU (10th)
8/1/1966	Richie Allen vs HOU (10th)
5/15/1989	Bob Dernier vs SF (12th)
8/27/2000	Bobby Abreu vs SF (10th)

HOME RUNS - SEASON

30 OR MORE, ONE SEASON

HR	PLAYER	YEAR	HR	PLAYER	YEAR	HR	PLAYER	YEAR
48	- Mike Schmidt	1980	36	- Mike Schmidt	1974	31	- Chuck Klein	1931
45	- Mike Schmidt	1979	36	- Mike Schmidt	1984	31	- Del Ennis	1950
43	- Chuck Klein (LH)	1929	35	- Greg Luzinski	1978	31	- Johnny Callison (LH)	1964
41	- Cy Williams (LH)	1923	35	- Mike Schmidt	1982	31	- Mike Schmidt	1981
40	- Chuck Klein (LH)	1930	35	- Mike Schmidt	1987	31	- Scott Rolen	1998
40	- Richie Allen	1966	34	- Deron Johnson	1971	31	- Mike Lieberthal	1999
40	- Mike Schmidt	1983	34	- Greg Luzinski	1975	31	- Bobby Abreu (LH)	2001
39	- Greg Luzinski	1977	33	- Richie Allen	1968	30	- Cy Williams (LH)	1927
38	- Chuck Klein (LH)	1932	33	- Mike Schmidt	1985	30	- Del Ennis	1948
38	- Mike Schmidt	1975	32	- Lefty O'Doul (LH)	1929	30	- Willie Montanez (LH)	1971
38	- Mike Schmidt	1976	32	- Stan Lopata	1956	30	- Benito Santiago	1996
38	- Mike Schmidt	1977	32	- Johnny Callison (LH)	1965			
37	- Mike Schmidt	1986	32	- Richie Allen	1969			
37	- Pat Burrell	2002	31	- Don Hurst (LH)	1929			

LH - Lefthanded Hitters

TRIOS, ONE SEASON

Chuck Klein	43	Greg Luzinski	39	Mike Schmidt	38	Mike Schmidt	35
Lefty O'Doul	32	Mike Schmidt	38	Greg Luzinski	34	Juan Samuel	28
Don Hurst	31	Richie Hebner	18	Richie Allen	12	Von Hayes	21
Total in 1929	106	Total in 1977	95	Total in 1975	84	Total in 1987	84

DUOS, ONE SEASON

Greg Luzinski	39	Chuck Klein	43	Mike Schmidt	38	Mike Schmidt	48
Mike Schmidt	38	Lefty O'Doul	32	Greg Luzinski	34	Greg Luzinski	19
Total in 1977	77	Total in 1929	75	Total in 1975	72	Total in 1980	67
		Deron Johnson	34	Mike Schmidt	35		
		Willie Montanez	30	Juan Samuel	28		
		Total in 1971	64	Total in 1987	63		

30 HOMERS AND 100 RBI, SAME SEASON

Year	Player	HR/RBI	Year	Player	HR/RBI
1923	Cy Williams (L)	41/114	1977	Mike Schmidt	38/101
1929	Chuck Klein (L)	43/145	1978	Greg Luzinski	35/101
1929	Don Hurst (L)	31/125	1979	Mike Schmidt	45/114
1929	Lefty O'Doul (L)	32/122	1980	Mike Schmidt	48/121
1930	Chuck Klein (L)	40/170	1983	Mike Schmidt	40/109
1931	Chuck Klein (L)	31/121	1984	Mike Schmidt	36/106
1932	Chuck Klein (L)	38/137	1986	Mike Schmidt	37/119
1950	Del Ennis	31/126	1987	Mike Schmidt	35/113
1964	Johnny Callison (L)	31/104	1998	Scott Rolen	31/110
1965	Johnny Callison (L)	32/101	2001	Bobby Abreu (L)	31/110
1966	Richie Allen	40/110	2002	Pat Burrell	37/116
1974	Mike Schmidt	36/116			
1975	Greg Luzinski	34/120			
1976	Mike Schmidt	38/107			
1977	Greg Luzinski	39/130			

(Schmidt is the leader with nine 30/100 seasons; Klein had four; Luzinski three; Callison two; eight others had one each.)

HOME RUNS - SEASON

EACH PARK, ONE SEASON

1929 - Chuck Klein	1948 - Del Ennis	1952 - Del Ennis
1941 - Danny Litwhiler	1950 - Andy Seminick	1959 - Wally Post
1944 - Ron Northey	1950 - Dick Sisler	1979 - Mike Schmidt

MOST PLAYERS WITH 20 HOMERS

4 - 1962	Don Demeter, Johnny Callison, Roy Sievers, Tony Gonzalez
1999	Mike Lieberthal, Scott Rolen, Rico Brogna, Bobby Abreu
2001	Bobby Abreu, Pat Burrell, Scott Rolen, Travis Lee
3 - 1929	Chuck Klein, Lefty O'Doul, Don Hurst
1950	Del Ennis, Willie Jones, Andy Seminick
1965	Johnny Callison, Dick Stuart, Richie Allen
1987	Mike Schmidt, Juan Samuel, Von Hayes
1997	Scott Rolen, Rico Brogna, Mike Lieberthal
2000	Scott Rolen, Bobby Abreu, Ron Gant

CONSECUTIVE 20 HOME RUN SEASONS

Seasons	Player	Years	Seasons	Player	Years
14	Mike Schmidt	1974-87	5	Scott Rolen	1997-01
6	Richie Allen	1964-69	4	Johnny Callison	1962-65
5	Chuck Klein	1929-33	4	Greg Luzinski	1975-78
5	Del Ennis	1952-56			

MOST PLAYERS IN DOUBLE HOME RUN FIGURES

7 - 1977	Luzinski, Schmidt, Hebner, Johnstone, Maddox, Boone, McBride
1987	Schmidt, Samuel, Hayes, Parrish, James, Aguayo, Wilson
1993	Daulton, Incaviglia, Dykstra, Hollins, Kruk, Chamberlain, Duncan
2001	Abreu, Burrell, Rolen, Lee, Glanville, Rollins, Anderson
2002	Burrell, Abreu, Rolen, Lieberthal, Lee, Giambi, Rollins
6 - 1950	Ennis, Jones, Seminick, Goliath, Sisler, Hamner
1955	Ennis, Lopata, Jones, Greengrass, Seminick, Morgan
1969	Allen, Hise, Johnson, Callison, Briggs, Ryan
1973	Luzinski, Robinson, Schmidt, Montanez, Unser, Boone
1978	Luzinski, Schmidt, Hebner, Boone, Maddox, McBride
1984	Schmidt, Virgil, Hayes, Samuel, Lezcano, Matuszek
1986	Schmidt, Hayes, Samuel, Wilson, Russell, Redus
1988	James, Parrish, Samuel, Schmidt, Bradley, Jordan
1999	Lieberthal, Rolen, Brogna, Abreu, Gant, Glanville

MOST MULTIPLE HOME RUN GAMES

7 - Richie Allen, 1968	5 - Greg Luzinski, 1977
6 - Cy Williams, 1923	Mike Schmidt, 1980
Chuck Klein, 1931	Mike Schmidt, 1983
Mike Schmidt, 1974	Von Hayes, 1989

MOST HOME RUNS AT HOME

29 - Chuck Klein, 1932
26 - Cy Williams, 1923
Chuck Klein, 1930
25 - Chuck Klein, 1929
Mike Schmidt, 1980
24 - Dolph Camilli, 1936
22 - Chuck Klein, 1931
Deron Johnson, 1971
Mike Schmidt, 1975
Greg Luzinski, 1977

MOST HOME RUNS ON THE ROAD

29 - Mike Schmidt, 1979	20 - Mike Schmidt, 1984
23 - Richie Allen, 1966	Mike Schmidt, 1987
Mike Schmidt, 1980	19 - Don Demeter, 1962
22 - Del Ennis, 1948	Mike Schmidt, 1985
Benito Santiago, 1996	Pat Burrell, 2002
21 - Mike Schmidt, 1976	18 - Bobby Abreu, 2001
Mike Schmidt, 1977	
Mike Schmidt, 1983	
Mike Lieberthal, 1999	

RUNS BATTED IN

BY THE MONTH

April	Von Hayes, 1989 (22)	July	Chuck Klein, 1929 (40)
May	Cy Williams, 1923 (44)	August	Don Demeter, 1962 (31)
June	Chuck Klein, 1930 (36)	Sept.	Gary Matthews, 1981 (31)

MOST IN ONE MONTH

44	Cy Williams, 1923 (May)	33	Chuck Klein, 1932 (June)
40	Chuck Klein, 1929 (July)	33	Greg Luzinski, 1973 (June)
39	Del Ennis, 1950 (July)	32	Don Hurst, 1932 (May)
38	Pinky Whitney, 1932 (July)	32	Chuck Klein, 1930 (May)
38	Chuck Klein, 1930 (July)	32	Del Ennis, 1954 (May)
36	Chuck Klein, 1930 (June)	32	Mike Schmidt, 1974 (June)
34	Don Hurst, 1929 (July)	32	Greg Luzinski, 1977 (July)
34	Dick Allen, 1966 (June)	32	Mike Schmidt, 1979 (July)
33	Chuck Klein, 1929 (May)		

MOST CONSECUTIVE GAMES WITH AN RBI

10 -	Pinky Whitney, 1931	8 -	Don Hurst, 1929
9 -	Pinky Whitney, 1928		Buzz Arlett, 1931
	Don Hurst, 1932		Don Hurst, 1932
			Chuck Klein, 1932
			Wes Schulmerich, 1933
			Del Ennis, 1955
			Mike Schmidt, 1984
			Darren Daulton, 1992
			Todd Zeile, 1996
			Rico Brogna, 1998
			Rico Brogna, 1999

MOST, ONE GAME - PHILLIES

RBI	Player	Date	Opponent
8 -	Kitty Bransfield	7/11/1910	at PIT
	Gavvy Cravath	8/8/1915	at CIN
	Willie Jones	8/20/1958	at STL
	Mike Schmidt	4/17/1976*	at CHI
7 -	Ed Delahanty	7/13/1994	at CHI
	Lee King	4/28/1921	at BKN
	Cy Williams	5/20/1927	vs CIN
	Dolph Camilli	4/19/1935	vs NYG
	Granny Hamner	7/17/1948	at STL
	Del Ennis	7/27/1950	vs CHI
	Del Ennis	7/23/1955	vs STL
	Don Demeter	9/12/1961	at LA
	Richie Allen	9/29/1968	at NYM
	Greg Luzinski	6/11/1977	at ATL
	Rico Brogna	8/25/1999	vs SD
	Robert Person	6/2/2002	vs MTL

MOST, ONE GAME - OPPOSITION

RBI	Player	Date	Opponent
9 -	Erubiel Durazo	5/17/2002	at ARI
8 -	Babe Herman	7/20/1933	at CHI
	Mel Ott	5/11/1936	vs NYG
	Alex Kampouris	5/9/1937	vs CIN
	Ed Bailey	7/22/1965	at CHI
	Chris Speier	9/22/1982	at MTL
7 -	George Kelly	7/25/1928	vs CIN
	Pie Traynor	6/6/1930	vs PIT
	Frank Demaree	7/26/1936	vs CHI
	Dom Dallessandro	8/26/1941	vs CHI
	Johnny Bench	5/9/1973	vs CIN
	Joe Morgan	8/19/1974	at CIN
	Bill Buckner	5/17/1979	at CHI
	George Hendrick	6/29/1982	vs STL
	Will Clark	7/14/1991	vs SF
	Mike Piazza	8/27/1995	vs LA
	Gary Sheffield	9/18/1995	vs FLA
	Jeff Blauser	5/11/1996	vs ATL
	Mark McGwire	5/18/2000	vs STL
	Jeff Bagwell	8/13/2000	vs HOU

*10 innings

PINCH-HITTING

Team Totals						Team Leader, Average (min. 16 AB)						
Year	AVG	AB	H	HR	RBI	Year	Player	AVG	AB	H	HR	RBI
1950	.250	124	31	2	21	1950	Dick Whitman	.308	39	*12	0	5
1951	.167	146	29	2	14	1951	Bill Nicholson	.306	36	11	0	9
1952	.204	113	23	4	16	1952	Bill Nicholson	.250	32	8	3	10
1953	.219	137	30	2	19	1953	Connie Ryan	.350	20	7	1	4
1954	.225	120	27	2	20		Eddie Waitkus	.350	20	7	0	1
1955	.210	138	29	2	16	1954	Smoky Burgess	.353	17	6	1	7
1956	.217	180	39	2	39	1955	Glen Gorbous	.265	34	9	1	3
1957	.178	163	29	5	21	1956	Solly Hemus	.273	33	9	0	0
1958	*.308	208	*64	*11	*64	1957	Ron Northey	.269	26	7	1	5
1959	.247	215	53	*9	53	1958	Bob Bowman	*.419	31	13	3	9
1960	.195	261	51	4	30	1959	Dave Philley	.395	38	15	0	11
1961	.219	260	57	2	30	1960	Bobby Gene Smith	.315	35	11	1	8
1962	.203	227	46	2	28	1961	Tony Gonzalez	.375	16	6	1	3
1963	.198	217	43	*8	*36	1962	Wes Covington	.300	30	9	0	6
1964	.232	215	50	2	*30	1963	Wes Covington	.320	25	8	2	9
1965	.202	228	46	2	24	1964	John Herrnstein	.333	21	7	1	5
1966	.212	208	44	1	19	1965	Alex Johnson	.296	27	8	1	1
1967	.184	255	47	3	26	1966	Doug Clemens	.245	49	12	0	8
1968	.242	186	*45	*5	23	1967	Doug Clemens	.204	54	11	0	4
1969	.156	173	27	0	14	1968	Rick Joseph	.292	24	7	2	3
1970	.242	207	50	*6	41	1969	Terry Harmon	.222	18	4	0	0
1971	.196	184	36	3	17	1970	Rick Joseph	.297	37	11	3	7
1972	.213	221	*47	*5	21	1971	Byron Browne	.259	27	7	1	2
1973	.256	227	58	4	29	1972	Tommy Hutton	*.421	19	8	0	3
1974	.281	210	59	*9	41	1973	M.Rogodzinski	.340	47	*16	2	7
1975	.247	247	61	4	42	1974	Tony Taylor	.370	46	17	2	12
1976	.233	215	50	1	21	1975	Jay Johnstone	.400	25	10	1	6
1977	.249	213	53	2	42	1976	Ollie Brown	.346	26	9	1	8
1978	.193	218	42	*8	40	1977	Dave Johnson	.346	26	9	1	11
1979	.229	218	50	5	29	1978	Dave Johnson	.316	19	6	2	11
1980	.276	174	48	0	25	1979	Del Unser	.304	46	14	4	14
1981	.227	132	30	2	17	1980	Del Unser	.316	38	12	0	6
1982	.217	189	41	0	23	1981	George Vukovich	.455	11	5	1	3
1983	.242	227	55	4	35	1982	Greg Gross	.358	53	*19	0	7
1984	.241	290	70	10	60	1983	Pete Rose	.364	22	8	0	2
1985	.205	244	50	4	29	1984	Len Matuszek	.417	24	10	3	10
1986	.267	224	60	6	32	1985	Jeff Stone	.278	18	5	1	1
1987	.233	258	60	4	21	1986	Jeff Stone	.333	21	7	1	3
1988	.230	243	56	1	23	1987	Keith Hughes	.421	19	8	0	3
1989	.199	286	57	3	30	1988	Tommy Barrett	.381	21	8	0	2
1990	.211	246	52	4	29	1989	Randy Ready	.263	19	5	1	3
1991	.241	245	59	2	33	1990	Randy Ready	.267	45	12	0	5
1992	.233	219	51	4	26	1991	Jim Lindeman	.361	36	13	0	2
1993	.253	198	50	2	26	1992	Jim Lindeman	.400	20	8	1	5
1994	.272	147	40	3	27	1993	Milt Thompson	.320	25	8	0	3
1995	.233	215	50	7	37	1994	Pete Incaviglia	.350	20	7	1	3
1996	.216	213	46	5	26	1995	Tony Longmire	.303	33	19	3	11
1997	.183	246	45	3	26	1996	Ruben Amaro	.387	31	12	1	10
1998	.232	224	52	5	30	1997	Kevin Seifick	.316	19	6	0	0
1999	.255	204	52	5	29	1998	Kevin Jordan	.278	54	15	2	10
2000	.199	231	46	2	19	1999	Alex Arias	*.545	22	12	0	9
2001	.242	198	48	6	37	2000	Brian R. Hunter	.225	40	9	1	4
2002	.220	209	46	5	30	2001	Brian L. Hunter	.364	33	12	2	9
						2002	Doug Glanville	.350	20	7	0	2

*League Leader

*League Leader

MOST PINCH-HITS, CAREER

117	Greg Gross (L)	37	Dave Philley (SW)
53	Tony Taylor	35	John Briggs (L)
52	Tommy Hutton (L)	35	Del Unser (L)
47	Tim McCarver (L)	33	Wes Covington (L)
45	Kevin Jordan	33	Cy Williams (L)
43	Ricky Jordan		

MOST PINCH-HITS, SEASON

20	Roy (Doc) Miller, 1913 (L)
19	Greg Gross, 1982 (L)
18	Rene Monteagudo, 1945 (L); Dave Philley, 1958 (SW)
17	Tony Taylor, 1974
16	Mike Rogodzinski, 1973 (L); Ricky Jordan, 1993
15	Harry McCurdy, 1933 (L); Schoolboy Rowe, 1943; Dave Philley, 1959 (L); Greg Gross, 1987 (L); Kevin Jordan, 1998

PINCH-HITTING

YEARLY LEADERS IN PINCH-HITS

Year PH Player	Year PH Player	Year PH Player	Year PH Player
1883-91 no player had a PH	1911 4 John Titus	1941 5 Chuck Klein	1975 11 Tommy Hutton
1892 *1 Charlie Reilly	1912 7 Roy Miller	5 John Rizzo	1976 9 Ollie Brown
1893 *2 John Sharrott	1913 *20 Roy Miller	1942 5 Earl Naylor	1977 10 Tommy Hutton
1894 *2 Mike Grady	1914 10 Josh Devore	1943 *15 Schoolboy Rowe	1978 9 Jose Cardenal
1895 *2 Tuck Tucker	1915 3 Dode Paskert	1944 8 Coaker Triplett	1979 14 Del Unser
1896 1 Ed Delahanty	3 Bud Weiser	1945 *18 Rene Monteagudo	14 Greg Gross
1 Bill Hulen	1916 6 Claude Cooper	1946 8 Lou Novikoff	1980 12 Del Unser
1897 1 Jack Boyle	1917 5 Frank Schulte	1947 9 Charlie Gilbert	1981 6 Greg Gross
1 Kid Carsey	1918 *8 Mike Fitzgerald	1948 7 Bama Rowell	1982 *19 Greg Gross
1 Jack Clements	1919 6 Gavy Cravath	7 Harry Walker	1983 11 Joe Lefebvre
1 Billy Nash	1920 *12 Gavy Cravath	1949 7 Buddy Blattner	1984 13 Greg Gross
1 Al Orth	1921 9 Bevo LeBoureau	1950 *12 Dick Whitman	1985 7 Greg Gross
1898 2 Al Orth	1922 4 Bevo LeBoureau	1951 11 Bill Nicholson	7 Derrell Thomas
1899 2 Pearce Chiles	1923 6 Clarence Mitchell	1952 8 Bill Nicholson	1986 13 Greg Gross
2 Ed Delahanty	1924 7 Butch Henline	1953 7 Connie Ryan	1987 15 Greg Gross
2 Nap Lajoie	1925 6 Russ Wrightstone	7 Eddie Waitkus	1988 13 Greg Gross
1900 1 Klondike Douglass	1926 6 Wayland Dean	1954 6 Smoky Burgess	1989 11 Curt Ford
1901 1 Jack Dunn	1927 7 Jack Scott	1955 9 Glen Gorbous	1990 12 Randy Ready
1 Al Orth	1928 7 Cy Williams	1956 *14 Frank Baumholtz	1991 13 Jim Lindeman
1 Rabbit Slagle	1929 9 Cy Williams	1957 7 Ron Northey	1992 13 Jeff Grotewold
1902 2 Fred Jacklitsch	1930 8 Harry McCurdy	1958 *18 Dave Philley	1993 16 Ricky Jordan
1903 3 Red Dooen	8 Tripp Sigman	1959 15 Dave Philley	1994 8 Tony Longmire
3 Frank Roth	8 Cy Williams	1960 12 Clay Dalrymple	1995 12 Gary Varsho
1904 *4 Frank Roth	1931 7 Harry McCurdy	1961 6 Tony Gonzalez	1996 12 Ruben Amaro
1905 3 Red Dooen	1932 5 Fred Brickell	1962 9 Wes Covington	1997 13 Kevin Jordan
3 Hugh Duffy	1933 *15 Harry McCurdy	1963 8 Wes Covington	1998 15 Kevin Jordan
3 Otto Krueger	1934 7 Harvey Hendrick	1964 7 John Herrnstein	1999 14 Kevin Sefcik
1906 1 Jerry Donovan	1935 5 Al Todd	1965 8 Alex Johnson	2000 14 Rob Ducey
1 Red Dooen	1936 8 Jimmie Wilson	1966 12 Doug Clemens	2001 12 Brian L. Hunter
1 John Lush	1937 7 Earl Browne	1967 11 Doug Clemens	2002 11 Jason Michaels
1 John Titus	7 Johnny Moore	1968 11 Rick Joseph	
1 Joe Ward	1938 5 Cap Clark	1969 4 Terry Harmon	*League Leader
1907 *7 Wilfred Osborn	1939 8 Emmett Mueller	1970 11 Rick Joseph	
1908 3 Ernie Courtney	1940 4 Herschel Martin	1971 7 Byron Browne	
1909 5 Joe Ward	4 Emmett Mueller	1972 8 Tommy Hutton	
1910 3 Red Dooen	4 Bennie Warren	1973 *16 Mike Rogodzinski	
3 Jimmy Walsh		1974 17 Tony Taylor	

PINCH HOMERS, CAREER

(There have been 276 pinch homers hit in Phillies history by 156 players)

- 9 - Cy Williams
- 6 - Gavy Cravath, Kevin Jordan, Rick Joseph, Del Unser
- 5 - Gene Freese, Bill Nicholson
- 4 - Bob Bowman, Ollie Brown, Johnny Callison, Dave Hollins, Wally Post, Rip Repulski
- 3 - Luis Aguayo, Rob Ducey, Jeff Grotewold, Von Hayes, Tommy Hutton, Dave Johnson, Deron Johnson, Ricky Ledee, Tony Longmire, Stan Lopata, Jerry Martin, Len Matuszek, John Russell, Tony Taylor
- 2 - 38 players
- 1 - 91 players

MOST PINCH HOMERS, SEASON

- 5 - Gene Freese (1959)
- 4 - Rip Repulski (1958), Del Unser (1979)
- 3 - Cy Williams (1928), Bill Nicholson (1952), Bob Bowman (1958), Wally Post (1958), Rick Joseph (1970), Jerry Martin (1978), Len Matuszek (1984), Dave Hollins (1990)*, Jeff Grotewold (1992), Tony Longmire (1995), Ricky Ledee (2002)

*Has hit one from each side of the plate.

PINCH HOMERS, CONSECUTIVE AT-BATS

- 3 - Del Unser - 6/30/1979, 7/5/1979, 7/10/1979
- 2 - Cy Williams - 6/2/1928, 6/6/1928
- Lefty O'Doul - 9/9/1930, 9/13/1930
- Rip Repulski - 8/22/1958, 8/24/1958
- Gene Freese - 4/18/1959, 4/23/1959
- Jerry Martin - 5/18/1978, 5/26/1978
- Jeff Grotewold - 7/7/1992 (gm 2), 7/8/1992

STOLEN BASES

TEAM					INDIVIDUAL (PCT.)				
YR	ATT	SB	CS	PCT	Player	ATT	SB	CS	PCT
1951	91	63	28	.692	Richie Ashburn	35	29	6	.829
1952	101	60	41	.594	Richie Ashburn	27	16	11	.593
1953	63	42	21	.667	Richie Ashburn	20	14	6	.700
1954	57	30	27	.526	Richie Ashburn	19	11	8	.579
1955	76	44	32	.579	Richie Ashburn	32	12	10	.545
1956	68	45	23	.662	Richie Ashburn	11	10	1	.909
1957	83	57	26	.687	Chico Fernandez	23	18	5	.783
1958	84	51	33	.607	Richie Ashburn	42	30	12	.714
1959	85	39	46	.459	Richie Ashburn	20	9	11	.450
1960	93	45	48	.484	Tony Taylor	37	26	11	.703

1961	86	56	30	.651	Tony Gonzalez	20	15	5	.750
1962	121	79	42	.653	Tony Taylor	29	20	9	.690
1963	95	56	39	.589	Tony Taylor	32	23	9	.719
1964	65	30	35	.462	Tony Taylor	20	13	7	.650
1965	78	46	32	.590	Richie Allen	17	15	2	.882
1966	98	56	42	.571	Bill White	22	16	6	.727
1967	141	79	62	.560	Richie Allen	25	20	5	.800
1968	109	58	51	.532	Tony Taylor	27	22	5	.815
1969	122	73	49	.598	Tony Taylor	29	19	10	.655
1970	136	72	64	.529	Larry Bowa	36	24	12	.667

1971	102	63	39	.618	Larry Bowa	39	28	11	.718
1972	92	42	50	.457	Larry Bowa	26	17	9	.654
1973	86	41	45	.477	Larry Bowa	16	10	6	.625
1974	98	51	47	.520	Larry Bowa	50	39	11	.780
1975	173	115	58	.665	Mike Schmidt	41	29	12	.707
1976	183	126	57	.689	Larry Bowa	38	30	8	.789

MOST PLAYERS WITH 20 STEALS

- 6 - 1908 Sherry Magee, Kitty Bransfield, Eddie Grant, Otto Knabe, John Titus, Red Dooiin
- 4 - 1900 Roy Thomas, Elmer Flick, Jimmy Slagle, Nap Lajoie
- 1901 Elmer Flick, Ed Delahanty, Roy Thomas, Monte Cross
- 1909 Sherry Magee, Eddie Grant, John Titus, Johnny Bates
- 1910 Sherry Magee, Johnny Bates, Eddie Grant, John Titus
- 1911 Hans Lobert, Dode Paskert, Otto Knabe, Sherry Magee
- 1916 Possum Whitted, Dode Paskert, Milt Stock, Bert Niehoff
- 1979 Garry Maddox, Bake McBride, Larry Bowa, Pete Rose

SEASON LEADER BY POSITION

POS	PLAYER	SB	YR
P	Johnny Lush	6	1906
C	Red Dooiin	20	1908
1B	Kitty Bransfield	30	1908
2B	Juan Samuel	72	1984
SS	Jimmy Rollins	46	2001
3B	Hans Lobert	41	1913
LF	Sherry Magee	55	1906
CF	Von Hayes	48	1984
RF	Bobby Abreu	36	2001

TEAM					INDIVIDUAL (PCT.)				
YR	ATT	SB	CS	PCT	Player	ATT	SB	CS	PCT
1977	197	127	70	.645	Larry Bowa	35	32	3	.914
1978	203	135	68	.665	Garry Maddox	40	33	7	.825
1979	210	152	58	.724	Garry Maddox	39	26	13	.667
1980	204	128	76	.627	Lonnie Smith	46	33	13	.717

1981	212	140	62	.660	Lonnie Smith	31	21	10	.677
1982	151	103	48	.682	Bob Dernier	54	42	12	.778
1983	204	128	76	.627	Bob Dernier	42	35	7	.833
1984	246	186	60	.756	Juan Samuel	87	72	15	.809
1985	173	122	51	.705	Juan Samuel	72	53	19	.736
1986	212	153	59	.722	Milt Thompson	23	19	4	.826
1987	160	111	49	.694	Milt Thompson	56	46	10	.821
1988	161	112	49	.696	Juan Samuel	43	33	10	.767
1989	156	106	50	.679	Von Hayes	35	28	7	.800
1990	143	108	35	.755	Lenny Dykstra	38	33	5	.868

1991	122	92	30	.754	Lenny Dykstra	28	24	4	.857
1992	158	127	31	.804	Lenny Dykstra	35	30	5	.857
1993	123	91	32	.740	Lenny Dykstra	49	37	12	.755
1994	91	67	24	.736	Lenny Dykstra	19	15	4	.789
1995	97	72	25	.742	Jim Eisenreich	10	10	0	1.000
1996	158	117	41	.741	Mickey Morandini	31	26	5	.838
1997	148	92	56	.622	Rico Brogna	15	12	3	.800
1998	142	97	45	.683	Doug Glanville	29	23	6	.793
1999	160	125	35	.781	Doug Glanville	36	34	2	.944
2000	132	102	30	.773	Doug Glanville	39	31	8	.795
2001	200	153	47	.765	Jimmy Rollins	54	46	8	.852
2002	147	104	43	.727	Bobby Abreu	43	31	12	.721

MOST BY TWO TEAMMATES

- 120 - 1984 Juan Samuel (72), Von Hayes (48)
- 82 - 2001 Jimmy Rollins (46), Bobby Abreu (36)
- 81 - 1987 Milt Thompson (46), Juan Samuel (35)
- 80 - 1910 Sherry Magee (49), Johnny Bates (31)
- 77 - 1906 Sherry Magee (55), Roy Thomas (22)
- 75 - 1905 Sherry Magee (48), Kitty Bransfield (27)

MOST BY THREE TEAMMATES

- 147 - 1984 Juan Samuel (72), Von Hayes (48), Jeff Stone (27)
- 110 - 2001 Jimmy Rollins (46), Bobby Abreu (36), Doug Glanville (28)
- 106 - 1900 Roy Thomas (37), Elmer Flick (35), Jimmy Slagle (34)
- 105 - 1910 Sherry Magee (49), Johnny Bates (31), Eddie Grant (25)

MOST STEALS, ONE GAME - CLUB

- 11 - July 12, 1906 at STL (Sherry Magee 4, Kid Gleason 2, Red Dooiin, Mickey Doolan, Johnny Lush, Roy Thomas and John Titus 1)
- 10 - August 31, 1906 vs NYG (Sherry Magee 4, Kitty Bransfield, Mickey Doolan, Kid Gleason, Paul Sentelle, Roy Thomas and John Titus 1)

SEASON TOP TEN

GAMES

Rose, 1979	163
R. Allen, 1964.....	162
Callison, 1964	162
Bowa, 1974	162
Cash, 1974	162
Schmidt, 1974	162
Cash, 1975	162
Rose, 1980	162
Matthews, 1982.....	162
Rose, 1982	162
Abreu, 2001.....	162

AT-BATS

Samuel, 1984	701
Cash, 1975	699
Cash, 1974	687
Glanville, 1998.....	678
Bowa, 1974	669
Cash, 1976	666
Samuel, 1985	663
Ashburn, 1949	662
Hamner, 1949	662
Rollins, 2001.....	656

RUNS

Hamilton, 1894.....	196
Hamilton, 1895.....	166
Klein, 1930	158
O'Doul, 1929	152
Klein, 1932	152
Delahanty, 1894.....	149
Delahanty, 1895.....	149
Delahanty, 1893.....	145
Dykstra, 1993	143
Hamilton, 1891.....	141

HITS

O'Doul, 1929	254
Klein, 1930	250
Delahanty, 1899.....	234
Klein, 1932	226
Hamilton, 1894	223
Klein, 1933	223
Thompson, 1893.....	222
Ashburn, 1951.....	221
Delahanty, 1893	219
Klein, 1929	219

SINGLES

O'Doul, 1929	181
Ashburn, 1951	181
Hamilton, 1894	179
Ashburn, 1958	176
Ashburn, 1953	169
Hamilton, 1895	167
Cash, 1974	167
Cash, 1975	166
Thomas, 1899	162
Fullis, 1933	162
Cash, 1976	162

DOUBLES

Klein, 1930	59
Delahanty, 1899	56
Klein, 1932	50
Abreu, 2002	50
Delahanty, 1895	49
Bartell, 1932	48
Abreu, 2001	48
E. Allen, 1935	46
V. Hayes, 1986	46
Thompson, 1895	45
Klein, 1929	45
Rolen, 1998	45

TRIPLES

Thompson, 1894	27
Lajoie, 1897	25
Delahanty, 1892	21
Thompson, 1895	21
Wood, 1887	19
Samuel, 1984	19
Delahanty, 1893	18
Fogarty, 1889	17
Delahanty, 1896	17
Flick, 1901	17
Magee, 1905	17
Magee, 1910	17

HOME RUNS

Schmidt, 1980	48
Schmidt, 1979	45
Klein, 1929	43
Williams, 1923	41
Klein, 1930	40
R. Allen, 1966	40
Schmidt, 1983	40
Luzinski, 1977	39
Klein, 1932	38
Schmidt, 1975	38
Schmidt, 1976	38
Schmidt, 1977	38

EXTRA-BASE HITS

Klein, 1930	107
Klein, 1932	103
Klein, 1929	94
Thompson, 1895	84
Abreu, 2001	83
Schmidt, 1980	81
R. Allen, 1964	80
Samuel, 1987	80
Rolen, 1998	80
Klein, 1933	79

RBI

Klein, 1930	170
Thompson, 1895	165
Delahanty, 1893	146
Klein, 1929	145
Hurst, 1932	143
Thompson, 1894	141
Delahanty, 1899	137
Klein, 1932	137
Delahanty, 1894	131
Luzinski, 1977	130

STOLEN BASES

Hamilton, 1891	115
Fogarty, 1887	102
Hamilton, 1890	102
Fogarty, 1889	99
Hamilton, 1894	99
Hamilton, 1895	95
Samuel, 1984	72
Fogarty, 1888	58
Delahanty, 1898	58
Andrews, 1887	57

TOTAL BASES

Klein, 1930	445
Klein, 1932	420
Klein, 1929	405
O'Doul, 1929	397
Klein, 1933	365
Thompson, 1895.....	352
R. Allen, 1964	352
Delahanty, 1893.....	347
Klein, 1931	347
Schmidt, 1980	342

SLUGGING PCT.

Klein, 1930687
Thompson, 1894670
Klein, 1929657
Thompson, 1895654
Klein, 1932646
Schmidt, 1981644
R. Allen, 1966632
Delahanty, 1896631
Schmidt, 1980624
O'Doul, 1929622

WALKS

Dykstra, 1993	129
Schmidt, 1983	128
Hamilton, 1894	126
Ashburn, 1954	125
V. Hayes, 1987	121
Schmidt, 1979	120
Daulton, 1993	117
Connor, 1892	116
Camilli, 1936	116
Thomas, 1899	115
Thomas, 1900	115

INTENTIONAL WALKS

Schmidt, 1986	26
Sizemore, 1977	21
R. Allen, 1967	18
Schmidt, 1981	18
DeJesus, 1983	18
Callison, 1967	17
Luzinski, 1975	17
Schmidt, 1982	17
Schmidt, 1983	17
Hebner, 1978	16
V. Hayes, 1990	16
Kruk, 1990	16
Kruk, 1991	16

SACRIFICE FLIES

Montanez, 1971	13
Schmidt, 1980	13
Rolen, 2001	12
Ennis, 1954	11
Demeter, 1962	11
Luzinski, 1976	11
V. Hayes, 1990	10
Brogna, 1998	10
14 with	9

ON-BASE PCT.

O'Doul, 1929465
O'Doul, 1930453
Thomas, 1903450
Ashburn, 1955449
Camilli, 1937446
Abreu, 1999446
Magee, 1910445
Walker, 1947443
Camilli, 1936441
Ashburn, 1954441

HIT BY PITCH

Hollins, 1992	19
Bradley, 1988	16
Bouchee, 1957	14
Lieberthal, 2002	14
Taylor, 1964	13
Rolen, 1997	13
Rolen, 2001	13
Taylor, 1965	12
Samuel, 1988	12
Luzinski, 1976	11
Schmidt, 1976	11
Luzinski, 1978	11
Rolen, 1998	11
Lieberthal, 1999	11

PHILLIES HITTING FOR THE CYCLE

4/24/1894	- Lave Cross at Brooklyn
8/17/1894	- Sam Thompson vs. Louisville
8/5/1927	- Cy Williams at Pittsburgh
7/1/1931	- Chuck Klein vs. Chicago
5/26/1933	- Chuck Klein at St. Louis
6/27/1963	- Johnny Callison at Pittsburgh
8/25/1995	- Gregg Jefferies vs. Los Angeles

SEASON LEADERS

300 BATTING

AVERAGE

(Minimum 400 AB)

1900	Flick (LH)	378
	Lajoie	346
	Delahanty	323
	Thomas (LH)	316
1901	Delahanty	354
	Flick (LH)	336
	Thomas (LH)	309
1903	Thomas (LH)	327
	Keister	320
	Wolverton	308
1905	Thomas (LH)	317
	Titus (LH)	308
1907	Magee	328
1908	Bransfield	304
1910	Magee	*331
	Bates (LH)	305
1911	Luderus (LH)	301
1912	Paskert	315
	Magee	306
1913	Cravath	341
	Magee	306
	Robert	300
1914	Becker (LH)	325
	Magee	314
1915	Luderus (LH)	315
1919	Meusel	305
1920	C. Williams (LH)	325
	Meusel	309
1921	C. Williams (LH)	320
1922	Walker (LH)	337
	C. Lee	322
	Henline	316
	C. Williams (LH)	308
1923	Tierney	317
	Mokan	313
	Holke	311
1924	C. Williams (LH)	328
	Holke	300
1925	Harper (LH)	349
	Fonseca	319
1926	Leach (LH)	329
	Mokan	303
1927	Leach (LH)	306
	Wrightstone (LH)	306
	F. Thompson	303
1928	Leach (LH)	304
	Whitney	301
1929	O'Doul (LH)	*398
	Klein (LH)	356
	Whitney	327
	F. Thompson	324
	Hurst (LH)	304
	Frilberg (LH)	301
1930	Klein (LH)	386
	O'Doul (LH)	383
	Whitney	342
1931	Klein (LH)	337
	Arlett	313
	Hurst (LH)	305
1932	Klein (LH)	348
	Hurst (LH)	339
	S. Davis	336
	K. Davis	309
	Bartell	308
	Lee	303
1933	Klein (LH)	*368
	S. Davis	349
	Fullis	309
1934	Moore (LH)	343
	E. Allen	330
	Bartell	310
	Chiozza (LH)	304
1935	Moore (LH)	323
	E. Allen	307

300 Batting Average (cont.)

1936	Moore	328
	Camilli (LH)	315
	Klein (LH)	309
1937	Whitney	341
	Camilli (LH)	339
	Klein (LH)	325
1939	Arnovich	324
1941	Etten (LH)	311
	Litwhiler	305
1945	Wasdell	300
1946	Ennis	313
	Walker (LH)	*363
1948	Ashburn (LH)	333
1949	Ennis	302
1950	Ennis	311
	Ashburn (LH)	303
1951	Ashburn (LH)	344
1953	Ashburn (LH)	330
1954	Ashburn (LH)	313
1955	Ashburn (LH)	*338
1956	Ashburn (LH)	303
1958	Ashburn (LH)	*350
	H. Anderson (LH)	301
1962	Demeter	307
	Gonzalez (LH)	302
	Callison (LH)	300
1963	Gonzalez (LH)	306
1964	Allen (LH)	318
1965	Rojas	303
	Allen	302
1966	Allen	317
1967	Gonzalez (LH)	339
	Allen	307
1970	Taylor	301
1974	Montanez (LH)	304
	Cash	300
1975	Bowa (SW)	305
	Cash	305
	Luzinski	300
1976	Maddox	330
	Johnstone (LH)	318
	Luzinski	304
1977	McBride (LH)	316
	Luzinski	309
1979	Rose (SW)	331
1980	McBride (LH)	309
1981	Rose (SW)	325
	Schmidt	316
	Matthews	301
1986	V. Hayes (LH)	305
1987	Thompson (LH)	302
1989	Dykstra (LH)	325
1992	Kruk (LH)	323
1993	Kruk (LH)	316
	Dykstra (LH)	305
1995	Jefferies (SW)	306
1998	Abreu (LH)	312
1999	Abreu (LH)	335
	Glanville	325
	Lieberthal	300
2000	Abreu (LH)	316
2002	Abreu (LH)	308

200 HITS

1893	S. Thompson (LH)	222
	Delahanty	219
1894	Hamilton (LH)	223
	Cross	204
1895	S. Thompson (LH)	211
	Hamilton (LH)	201
1897	Delahanty	200
1898	Lajoie	200
1899	Delahanty	*234
1900	Flick (LH)	207

200 Hits (continued)

1929	O'Doul (LH)	*254
	Klein (LH)	219
	F. Thompson	202
	Whitney	200
1930	Klein (LH)	250
	Whitney	207
	O'Doul (LH)	202
1931	Klein (LH)	200
1932	Klein (LH)	*226
1933	Klein (LH)	*223
	Fullis	200
1951	Ashburn (LH)	*221
1953	Ashburn (LH)	*205
1958	Ashburn (LH)	*215
1964	Allen	201
1974	Cash	206
1975	Cash	*213
1979	Rose (SW)	208
1999	Glanville	204

325 TOTAL BASES

1893	Delahanty	*347
1895	S. Thompson (LH)	352
	Delahanty	*335
1929	Klein (LH)	405
	O'Doul (LH)	397
1930	Klein (LH)	*445
1931	Klein (LH)	*347
1932	Klein (LH)	*420
1933	Klein (LH)	*365
1950	Ennis	328
1964	Allen	*352
1966	Allen	331
1977	Luzinski	329
1980	Schmidt	*342
1987	Samuel	329

150 SINGLES

1892	Hamilton (LH)	152
1893	S. Thompson (LH)	161
1894	Hamilton (LH)	179
	Cross	154
1895	Hamilton (LH)	167
1897	Cooley (LH)	155
1898	Cooley (LH)	156
1899	Thomas (LH)	162
	Delahanty	160
1900	Thomas (LH)	161
1905	Thomas (LH)	161
1929	O'Doul (LH)	*181
	F. Thompson	154
1930	Whitney	153
1933	Fullis	*162
1934	Bartell	153
1949	Ashburn (LH)	158
1951	Ashburn (LH)	*181
1953	Ashburn (LH)	169
1954	Ashburn (LH)	150
1956	Ashburn (LH)	153
1957	Ashburn (LH)	152
1958	Ashburn (LH)	*176
1974	Cash	*167
	Bowa (SW)	154
1975	Cash	*166
1976	Cash	*162
1978	Bowa (SW)	*153
1979	Rose (SW)	*159

40 DOUBLES

1890	S. Thompson (LH)	41
	Delahanty	*49
1895	S. Thompson (LH)	45
	Delahanty	*44
1896	Delahanty	*44
1897	Delahanty	*40
1898	Lajoie	*40

40 Doubles (continued)

1899	Delahanty	*56
1916	Niehoff	*42
1929	Klein (LH)	45
	Whitney	43
	F. Thompson	41
1930	Klein (LH)	*59
	Whitney	41
1931	Bartell	43
1932	Klein (LH)	50
	Bartell	48
	Lee	42
	Hurst (LH)	41
1933	Klein (LH)	*44
1934	E. Allen	*42
1935	E. Allen	46
1948	Ennis	40
1966	Callison (LH)	*40
1975	Cash	40
1979	Rose (SW)	40
1980	Rose (SW)	42
1986	V. Hayes (LH)	*46
1992	Duncan	40
1993	Dykstra (LH)	44
1997	Morandini (LH)	40
1998	Rolan	45
2000	Abreu (LH)	42
2001	Abreu (LH)	48
2002	Abreu (LH)	50

15 TRIPLES

1886	Wood (LH)	15
1887	Wood (LH)	19
1889	Fogarty	17
1892	Delahanty	*21
1893	Delahanty	18
1894	S. Thompson (LH)	27
	Delahanty	16
	Hamilton (LH)	15
1895	S. Thompson (LH)	21
1896	Delahanty	17
1897	Lajoie	25
	Delahanty	15
1900	Flick (LH)	16
1901	Flick (LH)	17
	Delahanty	16
1905	Magee	17
1908	Magee	16
1910	Magee	17
1917	Cravath	16
1932	Klein (LH)	15
1947	Walker (LH)	*16
1965	Callison (LH)	*16
1984	Samuel	*19
1987	Samuel	*15

30 HOME RUNS

1923	C. Williams (LH)	*41
1927	C. Williams (LH)	*30
1929	Klein (LH)	*43
	O'Doul (LH)	32
	Hurst (LH)	31
1930	Klein (LH)	40
1931	Klein (LH)	*31
1932	Klein (LH)	*38
1948	Ennis	30
1950	Ennis	31
1956	Lopata	32
1964	Callison (LH)	31
1965	Callison (LH)	32
1966	Allen	40
1968	Allen	33
1969	Allen	32
1971	D. Johnson	34
	Montanez (LH)	30
1974	Schmidt	*36
1975	Schmidt	*38
	Luzinski	34

SEASON LEADERS

30 Home Runs (continued)

1976	Schmidt	38
1977	Luzinski	39
	Schmidt	38
1978	Luzinski	35
1979	Schmidt	45
1980	Schmidt	*48
1981	Schmidt	*31
1982	Schmidt	35
1983	Schmidt	*40
1984	Schmidt	*36
1985	Schmidt	33
1986	Schmidt	*37
1987	Schmidt	35
1996	Santiago	30
1998	Rolen	31
1999	Lieberthal	31
2001	Abreu (LH)	31
2002	Burrell	37

75 EXTRA-BASE HITS

1895	S. Thompson (LH)	84
1929	Klein (LH)	94
1930	Klein (LH)	107
1931	Klein (LH)	75
1932	Klein (LH)	103
1933	Klein (LH)	79
1949	Ennis	75
1964	Allen	80
1966	Allen	75
1975	Schmidt	75
1977	Luzinski	77
	Schmidt	76
1980	Schmidt	81
1987	Samuel	80
1998	Rolen	80
2000	Abreu (LH)	77
2001	Abreu (LH)	83
2002	Burrell	78
	Abreu (LH)	76

100 RBI

1889	S. Thompson (LH)	111
1890	S. Thompson (LH)	102
1892	S. Thompson (LH)	104
1893	Delahanty	*146
	S. Thompson (LH)	126
1894	S. Thompson (LH)	141
	Delahanty	131
	Cross	125
1895	S. Thompson (LH)	165
	Delahanty	106
	Cross	101
1896	Delahanty	*126
	S. Thompson (LH)	100
1897	Lajoie	127
1898	Lajoie	*127
1899	Delahanty	*137
1900	Flick (LH)	*110
	Delahanty	109
1901	Delahanty	108
1910	Magee	*123
1913	Cravath	*128
1914	Magee	*103
	Cravath	100
1915	Cravath	*115
1923	C. Williams (LH)	114
1928	Whitney	103
1929	Klein (LH)	145
	Hurst (LH)	125
	O'Doul (LH)	122
	Whitney	115
1930	Klein (LH)	170
	Whitney	117
1931	Klein (LH)	*121
1932	Hurst (LH)	*143
	Klein (LH)	137
	Whitney	124

100 RBI (continued)

1933	Klein (LH)	*120
1936	Camilli (LH)	102
1944	Northey (LH)	104
1949	Ennis	110
1950	Ennis	*126
1952	Ennis	107
1953	Ennis	125
1954	Ennis	119
1955	Ennis	120
1962	Demeter	107
1964	Callison (LH)	104
1965	Callison (LH)	101
1966	Allen	110
	White (LH)	103
1974	Schmidt	116
1975	Luzinski	*120
1976	Schmidt	107
1977	Luzinski	130
	Schmidt	101
1978	Luzinski	101
1979	Schmidt	114
1980	Schmidt	*121
1983	Schmidt	109
1984	Schmidt	*106
1985	Wilson	102
1986	Schmidt	*119
1987	Schmidt	113
	Samuel	100
1992	Daulton (LH)	*109
1993	Daulton (LH)	105
1998	Rolen	110
	Brogna (LH)	104
1999	Brogna (LH)	102
2001	Abreu (LH)	110
	Rolen	107
2002	Burrell	116

100 RUNS SCORED (since 1900)

1900	Thomas (LH)	*134
	Slagle (LH)	115
	Flick (LH)	106
1901	Flick (LH)	111
	Delahanty	106
	Thomas (LH)	102
1905	Thomas (LH)	118
	Magee	100
1910	Magee	*110
1912	Paskert	102
1922	C. Walker (LH)	102
1924	C. Williams (LH)	101
1929	O'Doul (LH)	152
	Klein (LH)	126
	F. Thompson	115
	Hurst (LH)	100
1930	Klein (LH)	158
	O'Doul (LH)	122
1931	Klein (LH)	*121
1932	Klein (LH)	*152
	Bartell	118
	Hurst (LH)	109
	G. K. Davis	100
1933	Klein (LH)	101
1934	Bartell	102
1936	Camilli (LH)	106
1937	Martin (SW)	102
	Camilli (LH)	101
1950	Waitkus (LH)	102
	Jones	100
1953	Ashburn (LH)	110
1954	Ashburn (LH)	111
1962	Callison (LH)	107
1963	Taylor	102
1964	Allen	*125
	Callison (LH)	101
1966	Allen	112
1974	Schmidt	108
1975	Cash	111
1976	Schmidt	112
1977	Schmidt	114

100 Runs Scored (continued)

1979	Schmidt	109
1980	Schmidt	104
1982	Schmidt	108
1983	Schmidt	104
1984	Samuel	105
1985	Samuel	101
1986	V. Hayes (LH)	*107
1987	Samuel	113
1990	Dykstra (LH)	106
1992	Hollins (SW)	104
1993	Dykstra (LH)	*143
	Hollins (SW)	104
	Kruk (LH)	100
1998	Rolen	120
	Glanville	106
1999	Abreu (LH)	118
	Gant	107
	Glanville	101
2000	Abreu (LH)	103
2001	Abreu (LH)	118
2002	Abreu (LH)	102

100 WALKS

1891	Hamilton (LH)	*102
1892	Connor (LH)	116
1894	Hamilton (LH)	*126
1899	Thomas (LH)	115
1900	Thomas (LH)	*115
1901	Thomas (LH)	*100
1902	Thomas (LH)	*107
1903	Thomas (LH)	*107
1904	Thomas (LH)	*102
1906	Thomas (LH)	*107
1936	Camilli (LH)	116
1954	Ashburn (LH)	*125
1955	Ashburn (LH)	105
1974	Schmidt	106
1975	Schmidt	101
1976	Schmidt	100
1977	Schmidt	104
1978	Luzinski	100
1979	Schmidt	*120
1982	Schmidt	*107
1983	Schmidt	*128
1987	V. Hayes (LH)	121
1989	V. Hayes (LH)	101
1993	Dykstra (LH)	*129
	Daulton (LH)	117
	Kruk (LH)	111
1999	Abreu (LH)	109
2000	Abreu (LH)	100
2001	Abreu (LH)	106
2002	Abreu (LH)	104

35 STOLEN BASES

1900	Thomas	37
	Flick	35
1905	Magee	48
1906	Magee	55
1907	Magee	46
1908	Magee	40
1909	Magee	38
1910	Magee	49
1911	Robert	40
1912	Paskert	36
1913	Robert	41
1974	Bowa	39
1982	Dernier	42
1983	Dernier	35
1984	Samuel	72
	Hayes	48
1985	Samuel	53
1986	Samuel	42
1987	Thompson	46
	Samuel	35
1993	Dykstra	37
2001	Rollins	46
	Abreu	36

400 ON-BASE PCT. (since 1900)

1900	Thomas (LH)	438
	Flick	426
1901	Thomas (LH)	428
	Delahanty	423
1902	Thomas (LH)	412
1903	Thomas (LH)	450
1904	Thomas (LH)	411
1905	Thomas (LH)	414
1910	Magee	445
1912	Paskert	420
1913	Cravath	407
1914	Cravath	402
1924	Williams (LH)	403
1929	O'Doul (LH)	465
	Klein (LH)	407
1930	O'Doul (LH)	453
	Klein (LH)	436
1932	Hurst (LH)	412
	Klein (LH)	404
1933	Klein (LH)	422
1936	Camilli (LH)	441
1937	Camilli (LH)	446
1941	Etten	405
1947	Walker (LH)	443
1948	Ashburn (LH)	410
1954	Ashburn (LH)	441
1955	Ashburn (LH)	449
1958	Ashburn (LH)	440
1967	Allen	404
1979	Rose (SW)	418
1981	Schmidt	435
1982	Schmidt	403
1987	V. Hayes (LH)	404
1990	Dykstra (LH)	*418
1992	Kruk (LH)	423
1993	Kruk (LH)	430
	Dykstra (LH)	420
1994	Dykstra (LH)	404
1996	Eisenreich (LH)	413
1998	Abreu (LH)	409
1999	Abreu (LH)	446
2000	Abreu (LH)	416
2002	Abreu (LH)	413

650 AT-BATS

1932	Klein (LH)	650
1949	Ashburn (LH)	*662
	Hamner	*662
1964	Callison (LH)	654
1971	Bowa (SW)	*650
1974	Cash	*687
	Bowa (SW)	669
1975	Cash	*699
1976	Cash	*666
1978	Bowa (SW)	654
1980	Rose (SW)	655
1984	Samuel	*701
1985	Samuel	*663
1987	Samuel	*655
1998	Glanville	*678
2001	Rollins (SW)	*656

* League Leader
(LH) Left-handed batter
(SW) Switch-hitter

NOTE See Yearly Batting Leaders in this section for more information.

YEARLY BATTING LEADERS

YEAR	GAMES	AT-BATS	RUNS	HITS
1883	Farrar99	Purcell425	Purcell70	Purcell114
1884	Farrar111	McClellan450	Andrews74	McClellan116
1885	two with111	Manning445	Andrews77	Mulvey119
1886	Farrar118	G. Wood450	Andrews93	G. Wood123
1887	Fogarty126	Fogarty495	G. Wood118	Andrews151
1888	Farrar131	Andrews528	Andrews75	Andrews126
1889	Farrar130	Mulvey544	Fogarty107	S. Thompson158
1890	Allen133	S. Thompson509	Hamilton133	S. Thompson#172
1891	Myers135	S. Thompson550	Hamilton*141	Hamilton*179
1892	Connor155	S. Thompson609	Hamilton132	S. Thompson186
1893	two with132	S. Thompson*600	Delahanty145	S. Thompson*222
1894	Hamilton131	Hamilton559	Hamilton*196	Hamilton223
1895	Boyle133	Boyle*565	Hamilton*166	S. Thompson211
1896	Delahanty123	S. Thompson517	Delahanty131	Delahanty198
1897	Cooley133	Cooley*566	Cooley124	Delahanty200
1898	two with149	Cooley629	Cooley123	Lajoie200
1899	M. Cross154	Lauder583	Thomas137	Delahanty*234
1900	Slagle141	Slagle574	Thomas*134	Flick207
1901	two with139	two with542	Flick111	Delahanty192
1902	two with138	S. Barry543	Thomas89	S. Barry156
1903	two with138	S. Barry550	Thomas88	Thomas156
1904	Gleason153	Gleason587	Thomas92	Gleason161
1905	three with155	Gleason608	Thomas118	Magee180
1906	two with154	Magee563	Thomas81	Magee159
1907	two with145	Titus523	Magee75	Magee165
1908	Osborn152	Grant598	Magee79	Bransfield160
1909	Grant154	Grant*631	Grant75	Grant170
1910	Magee154	Grant579	Magee*110	Magee172
1911	Paskert153	Paskert560	Knabe99	Luderus166
1912	Luderus148	Luderus572	Paskert102	Paskert170
1913	Luderus155	Luderus588	Lobert98	Cravath*179
1914	Cravath149	Magee544	Magee96	Magee*171
1915	Bancroft153	Bancroft563	Cravath*89	Luderus157
1916	Paskert149	Paskert555	Paskert82	Paskert155
1917	Luderus154	Whitted553	Paskert78	Whitted155
1918	Luderus125	Bancroft499	Bancroft69	Luderus135
1919	Luderus138	Meusel521	Meusel65	Meusel159
1920	C. Williams148	C. Williams590	C. Williams88	C. Williams192
1921	C. Williams146	C. Williams562	C. Williams67	C. Williams180
1922	C. Williams151	C. Williams584	Walker102	Walker196
1923	Holke147	Holke562	C. Williams98	Holke175
1924	two with148	Holke563	C. Williams101	C. Williams183
1925	Sand148	Sand496	Harper86	Harper173
1926	Sand149	Sand567	Sand99	Leach162
1927	F. Thompson153	F. Thompson597	Sand87	F. Thompson181
1928	F. Thompson152	F. Thompson634	F. Thompson99	F. Thompson182
1929	three with154	O'Doul638	O'Doul152	O'Doul*254
1930	Klein156	Klein648	Klein*158	Klein250
1931	Klein148	Klein594	Klein#121	Klein200
1932	three with154	Klein650	Klein*152	Klein*226
1933	two with152	Fullis647	Klein101	Klein*223
1934	Bartell146	Bartell604	Bartell102	Allen192
1935	two with156	Allen645	Allen90	Allen198
1936	Norris154	Norris581	Camilli106	Chiozza170
1937	Scharein146	Martin579	Martin102	Whitney166
1938	Arnovich139	Arnovich502	Martin58	Martin139
1939	May135	Arnovich491	Arnovich68	Arnovich159
1940	Mahan146	Mahan544	May59	May147
1941	Bragan154	Litwhiler590	Etten78	Litwhiler180
1942	Litwhiler151	Litwhiler591	Litwhiler59	Litwhiler160

* League Leader # Tied for League Lead

YEARLY BATTING LEADERS

YEAR	GAMES	AT-BATS	RUNS	HITS
1943	Northey.....147	Northey.....586	Northey.....72	Northey.....163
1944	Lupien.....153	Lupien.....597	Adams.....86	Lupien.....169
1945	Wasdell.....134	Antonelli.....504	Wasdell.....65	Wasdell.....150
1946	Wyrostek.....145	Wyrostek.....545	Wyrostek.....73	Ennis.....169
1947	Verban.....155	Ennis.....541	Walker.....79	Walker.....181
1948	Ennis.....152	Ennis.....589	Ennis.....86	Ennis.....171
1949	three with.....154	Ashburn/Hamner.....#662	Ennis.....92	Ashburn.....188
1950	two with.....157	Waitkus.....641	Waitkus.....102	Ennis.....180
1951	Ashburn.....154	Ashburn.....643	Ashburn.....92	Ashburn.....*221
1952	two with.....154	Ashburn.....613	Ashburn.....93	Ashburn.....173
1953	Ashburn.....156	Ashburn.....622	Ashburn.....110	Ashburn.....*205
1954	two with.....153	Hamner.....596	Ashburn.....111	Hamner.....178
1955	two with.....146	Ennis.....564	Ashburn.....91	Ashburn.....180
1956	Ashburn.....154	Ennis.....630	Lopata.....96	Ashburn.....190
1957	Ashburn.....156	Ashburn.....626	Ashburn.....93	Ashburn.....186
1958	Ashburn.....152	Ashburn.....615	Ashburn.....98	Ashburn.....*215
1959	Ashburn.....153	Ashburn.....564	Ashburn.....86	Ashburn.....150
1960	Herrera.....145	Herrera.....512	Taylor.....66	Taylor.....145
1961	Callison.....138	Callison.....455	Callison.....74	Callison.....121
1962	Callison.....157	Taylor.....625	Callison.....107	Callison.....181
1963	two with.....157	Taylor.....640	Taylor.....102	Taylor.....180
1964	two with.....162	Callison.....654	Allen.....*125	Allen.....201
1965	Allen.....161	two with.....619	two with.....93	Allen.....187
1966	B. White.....159	Rojas.....626	Allen.....112	Callison.....169
1967	two with.....149	Callison.....556	Allen.....89	Gonzalez.....172
1968	two with.....152	Rojas.....621	Allen.....87	Rojas.....144
1969	Hisle.....145	Taylor.....557	Allen.....79	Taylor.....146
1970	Johnson.....159	Johnson.....574	Taylor.....74	Johnson.....147
1971	Bowa.....159	Bowa.....*650	Montanez.....78	Bowa.....162
1972	two with.....152	Bowa.....579	Bowa.....67	Luzinski.....158
1973	Luzinski.....161	Luzinski.....610	Luzinski.....76	Luzinski.....174
1974	three with.....162	Cash.....687	Schmidt.....108	Cash.....206
1975	Cash.....162	Cash.....*699	Cash.....111	Cash.....*213
1976	two with.....160	Cash.....666	Schmidt.....112	Cash.....189
1977	two with.....154	Bowa.....624	Schmidt.....114	Bowa.....175
1978	Bowa.....156	Bowa.....654	Schmidt.....93	Bowa.....192
1979	Rose.....163	Rose.....628	Schmidt.....109	Rose.....208
1980	Rose.....162	Rose.....655	Schmidt.....104	Rose.....185
1981	Rose.....107	Rose.....431	Schmidt.....*78	Rose.....*140
1982	two with.....162	Rose.....634	Schmidt.....108	Matthews.....173
1983	DeJesus.....158	Schmidt.....534	Schmidt.....104	Schmidt.....136
1984	Samuel.....160	Samuel.....*701	Samuel.....105	Samuel.....191
1985	two with.....161	Samuel.....*663	Samuel.....101	Samuel.....175
1986	Schmidt.....160	V. Hayes.....610	V. Hayes.....*107	V. Hayes.....187
1987	Samuel.....160	Samuel.....*655	Samuel.....113	Samuel.....178
1988	Samuel.....157	Samuel.....629	Bradley.....77	Samuel.....153
1989	V. Hayes.....154	Herr.....561	V. Hayes.....93	Herr.....161
1990	C. Hayes.....152	Dykstra.....590	Dykstra.....106	Dykstra.....*192
1991	Murphy.....153	Murphy.....544	Kruk.....84	Kruk.....158
1992	Hollins.....156	Hollins.....586	Hollins.....104	Kruk.....164
1993	Dykstra.....161	Dykstra.....*637	Dykstra.....*143	Dykstra.....*194
1994	Eisenreich.....104	Duncan.....347	Dykstra.....68	Duncan.....93
1995	C. Hayes.....141	C. Hayes.....529	Jefferies.....69	Jefferies.....147
1996	Morandini.....140	Morandini.....539	Santiago.....71	Morandini.....135
1997	Rolen.....156	Rolen.....561	Rolen.....93	Morandini.....163
1998	Rolen.....160	Glanville.....*678	Rolen.....120	Glanville.....189
1999	Brognia.....157	Glanville.....628	Abreu.....118	Glanville.....204
2000	two with.....152	Glanville.....637	Abreu.....103	Abreu.....182
2001	Abreu.....*162	Rollins.....*656	Abreu.....118	Rollins.....180
2002	two with.....157	Rollins.....*637	Abreu.....102	Abreu.....176

* League Leader # Tied for League Lead

YEARLY BATTING LEADERS

YEAR	TOTAL BASES	DOUBLES	TRIPLES	HOME RUNS
1883	Manning.....153	Manning.....31	Coleman.....8	four with.....1
1884	Manning.....167	Manning.....29	Purcell.....7	Manning.....5
1885	Mulvey.....174	Mulvey.....25	Mulvey.....6	Mulvey.....6
1886	G. Wood.....183	Farrar.....19	G. Wood.....15	Farrar.....5
1887	G. Wood.....244	Fogarty.....26	G. Wood.....19	G. Wood.....14
1888	Farrar.....165	Farrar.....24	Farrar.....7	G. Wood.....6
1889	S. Thompson.....262	S. Thompson.....36	Fogarty.....17	S. Thompson.....*20
1890	S. Thompson.....243	S. Thompson.....41	two with.....11	Clements.....7
1891	S. Thompson.....227	Clements.....29	S. Thompson.....10	S. Thompson.....7
1892	S. Thompson.....253	Connor.....*37	Delahanty.....*21	Connor.....12
1893	Delahanty.....*347	S. Thompson.....*37	Delahanty.....18	Delahanty.....*19
1894	S. Thompson.....307	Delahanty.....36	S. Thompson.....27	S. Thompson.....13
1895	S. Thompson.....*352	Delahanty.....*49	S. Thompson.....21	S. Thompson.....*18
1896	Delahanty.....315	Delahanty.....44	Delahanty.....17	two with.....13
1897	Lajoie.....*315	Delahanty.....40	Lajoie.....25	Lajoie.....9
1898	Lajoie.....275	Lajoie.....*40	Flick.....13	Flick.....8
1899	Delahanty.....*335	Delahanty.....*56	Flick.....14	Delahanty.....9
1900	Flick.....*305	Flick.....33	Flick.....16	Flick.....11
1901	Delahanty.....287	Delahanty.....*39	Flick.....17	two with.....8
1902	S. Barry.....198	S. Barry.....20	two with.....8	S. Barry.....3
1903	two with.....189	Keister.....27	Wolverton.....12	Keister.....3
1904	Gleason.....196	Titus.....25	Magee.....12	Dooen.....6
1905	Magee.....253	Titus.....36	Magee.....17	Magee.....5
1906	Magee.....229	Magee.....36	Magee.....8	Magee.....6
1907	Magee.....229	Magee.....28	two with.....12	Magee.....4
1908	Magee.....212	Magee.....30	Magee.....16	Bransfield.....3
1909	Magee.....208	Magee.....33	Magee.....14	Titus.....3
1910	Magee.....*263	Magee.....39	Magee.....17	Magee.....6
1911	Luderus.....260	Magee.....32	Luderus.....11	Luderus.....16
1912	Paskert.....221	Paskert.....37	two with.....9	Cravath.....11
1913	Cravath.....*298	Magee.....36	Cravath.....14	Cravath.....*19
1914	Magee.....*277	Magee.....39	Magee.....11	Cravath.....*19
1915	Cravath.....*266	Luderus.....36	two with.....7	Cravath.....*24
1916	Paskert.....223	Niehoff.....42	Whitted.....12	Cravath.....11
1917	Cravath.....238	Cravath.....29	Cravath.....16	Cravath.....*12
1918	Meusel.....181	Cravath.....27	Meusel.....6	Cravath.....*8
1919	Meusel.....214	Luderus.....30	two with.....7	Cravath.....*12
1920	C. Williams.....293	C. Williams.....36	C. Williams.....10	C. Williams.....*15
1921	C. Williams.....274	C. Williams.....28	C. Williams.....7	C. Williams.....18
1922	C. Williams.....300	Walker.....36	Walker.....11	C. Williams.....26
1923	C. Williams.....308	two with.....31	Wrightstone.....7	C. Williams.....*41
1924	C. Williams.....308	C. Williams.....31	C. Williams.....11	C. Williams.....24
1925	Harper.....276	Harper.....35	two with.....7	Harper.....18
1926	Leach.....238	Sand.....30	two with.....7	C. Williams.....18
1927	C. Williams.....247	S. Thompson.....32	F. Thompson.....14	C. Williams.....*30
1928	Leach.....276	Leach.....36	two with.....11	Hurst.....19
1929	Klein.....405	Klein.....45	Whitney.....14	Klein.....*43
1930	Klein.....*445	Klein.....59	Klein.....8	Klein.....40
1931	Klein.....*347	Bartell.....43	Klein.....10	Klein.....*31
1932	Klein.....*420	Klein.....50	Klein.....15	Klein.....*38
1933	Klein.....*365	Klein.....*44	Hurst.....8	Klein.....*28
1934	Allen.....272	Allen.....*42	Moore.....6	Camilli.....12
1935	Moore.....290	Allen.....46	Chiozza.....6	Camilli.....25
1936	Camilli.....306	Chiozza.....32	Camilli.....13	Camilli.....28
1937	Camilli.....279	Martin.....35	two with.....7	Camilli.....27
1938	Martin.....196	Martin.....36	Martin.....6	Klein.....8
1939	Arnovich.....203	Martin.....28	Marty.....6	two with.....9
1940	Marty.....199	two with.....24	Marty.....8	Rizzo.....20
1941	Litwhiler.....275	Litwhiler.....29	Benjamin.....7	Litwhiler.....18
1942	Litwhiler.....230	Litwhiler.....25	Litwhiler.....9	Litwhiler.....9

* League Leader # Tied for League Lead

YEARLY BATTING LEADERS

YEAR	TOTAL BASES	DOUBLES	TRIPLES	HOME RUNS
1943	Northey.....252	Northey.....31	Adams.....7	Northey.....16
1944	Northey.....283	two with.....35	two with.....9	Northey.....22
1945	Wasdell.....206	Antonelli.....27	Wasdell.....8	DiMaggio.....19
1946	Ennis.....262	two with.....30	two with.....6	Ennis.....17
1947	Walker.....244	Walker.....28	Walker.....*16	Seminick.....13
1948	Ennis.....309	Ennis.....40	Blatnick.....8	Ennis.....30
1949	Ennis.....320	Ennis.....39	two with.....11	Ennis.....25
1950	Ennis.....328	Ennis.....34	Ashburn.....*14	Ennis.....31
1951	Ashburn.....274	Ashburn.....31	Hamner.....7	Jones.....22
1952	Ennis.....281	Ashburn.....31	Ennis.....10	Ennis.....20
1953	Ennis.....280	Hamner.....30	Ashburn.....9	Ennis.....29
1954	Hamner.....278	Hamner.....39	Hamner.....11	Ennis.....25
1955	Ennis.....292	Ashburn.....32	Ashburn.....9	Ennis.....29
1956	Lopata.....286	Lopata.....33	two with.....8	Lopata.....32
1957	Bouchee.....270	Bouchee.....35	two with.....8	Repulski.....20
1958	Ashburn.....271	Anderson.....34	Ashburn.....*13	Anderson.....23
1959	Bouchee.....224	Bouchee.....29	Koppe.....7	Freese.....23
1960	Herrera.....233	Herrera.....26	Herrera.....6	Herrera.....17
1961	Callison.....190	Callison.....20	Callison.....11	Demeter.....20
1962	Callison.....296	Callison.....26	Callison.....*10	Demeter.....29
1963	Callison.....314	two with.....36	Gonzalez.....12	Callison.....26
1964	Allen.....*352	Allen.....38	Allen.....*13	Callison.....31
1965	Callison.....315	Allen.....31	Callison.....*16	Callison.....32
1966	Allen.....331	Callison.....*40	Allen.....10	Allen.....40
1967	Allen.....262	Allen.....31	Allen.....10	Allen.....23
1968	Allen.....271	Taylor.....20	Allen.....9	Allen.....33
1969	Allen.....251	Callison.....29	three with.....5	Allen.....32
1970	Johnson.....262	Johnson.....28	Taylor.....9	Johnson.....27
1971	Johnson.....285	Johnson.....29	Money.....8	Johnson.....34
1972	Luzinski.....255	Montanez.....*39	Bowa.....*13	Luzinski.....18
1973	Luzinski.....295	B. Robinson.....32	Montanez.....5	Luzinski.....29
1974	Schmidt.....310	Montanez.....33	Cash.....11	Schmidt.....*36
1975	Luzinski.....*322	Cash.....40	Bowa.....9	Schmidt.....*38
1976	Schmidt.....*306	Johnstone.....38	Cash.....*12	Schmidt.....*38
1977	Luzinski.....329	Luzinski.....35	Schmidt.....11	Luzinski.....39
1978	Luzinski.....284	Maddox.....34	Bowa.....5	Luzinski.....35
1979	Schmidt.....305	Rose.....40	McBride.....12	Schmidt.....45
1980	Schmidt.....*342	Rose.....*42	McBride.....10	Schmidt.....*48
1981	Schmidt.....*228	Matthews.....21	Rose.....5	Schmidt.....*31
1982	Schmidt.....281	Matthews.....31	DeJesus.....5	Schmidt.....35
1983	Schmidt.....280	Lefebvre.....20	Lefebvre.....8	Schmidt.....*40
1984	Samuel.....310	Samuel.....36	Samuel.....*19	Schmidt.....*36
1985	Schmidt.....292	Wilson.....39	Samuel.....13	Schmidt.....33
1986	Schmidt.....*302	V. Hayes.....*46	Samuel.....12	Schmidt.....*37
1987	Samuel.....329	Samuel.....37	Samuel.....*15	Schmidt.....35
1988	Samuel.....239	Samuel.....32	Samuel.....9	James.....19
1989	V. Hayes.....249	Dykstra.....32	two with.....6	V. Hayes.....26
1990	Dykstra.....260	Dykstra.....35	Kruk.....8	V. Hayes.....17
1991	Kruk.....260	Murphy.....33	Kruk.....6	Kruk.....21
1992	Hollins.....275	Duncan.....40	Morandini.....8	two with.....27
1993	Dykstra.....307	Dykstra.....44	Morandini.....9	two with.....24
1994	two with.....141	Dykstra.....26	two with.....5	Daulton.....15
1995	two with.....215	Morandini.....34	Morandini.....7	three with.....11
1996	Santiago.....242	three with.....24	Otero.....7	Santiago.....30
1997	Rolen.....263	Morandini.....40	Daulton.....6	Rolen.....21
1998	Rolen.....320	Rolen.....45	Glanville.....7	Rolen.....31
1999	Abreu.....300	Glanville.....38	Abreu.....11	Lieberthal.....31
2000	Abreu.....319	Abreu.....42	Abreu.....10	Rolen.....26
2001	Abreu.....319	Abreu.....48	Rollins.....*12	Abreu.....31
2002	Burrell.....319	Abreu.....50	Rollins.....*10	Burrell.....37

* League Leader # Tied for League Lead

YEARLY BATTING LEADERS

YEAR	STOLEN BASES	WALKS	RBI	AVERAGE
1883—	Harbidge.....24—	Purcell......268
1884—	Manning.....40—	Manning......271
1885—	Manning.....37—	Mulvey......269
1886—	Fogarty.....42	Mulvey......53	G. Wood......273
1887	Fogarty.....102	Fogarty.....*82	Ferguson......85	Andrews......325
1888	Fogarty.....58	Fogarty.....53	Farrar......53	Farrar......244
1889	Fogarty.....99	Fogarty.....65	S. Thompson.....111	S. Thompson......296
1890	Hamilton.....*102	Allen.....87	S. Thompson.....102	Hamilton......325
1891	Hamilton.....*115	Hamilton.....*102	S. Thompson.....90	Hamilton.....*340
1892	Hamilton.....56	Connor.....116	S. Thompson.....104	Hamilton......330
1893	Hamilton.....41	Allen.....71	Delahanty.....*146	S. Thompson.....*380
1894	Hamilton.....*99	Hamilton.....*126	S. Thompson.....141	S. Thompson......404
1895	Hamilton.....95	Hamilton.....*96	S. Thompson.....*165	Delahanty......399
1896	Delahanty.....37	Delahanty.....62	Delahanty.....*126	Delahanty......397
1897	Cooley.....31	two with.....60	Lajoie.....127	Delahanty......377
1898	Delahanty.....58	Flick.....86	Lajoie.....*127	Delahanty......334
1899	Thomas.....42	Thomas.....115	Delahanty.....*137	Delahanty.....*408
1900	Thomas.....37	Thomas.....*115	Flick.....*110	Flick......378
1901	Flick.....30	Thomas.....100	Delahanty.....108	Delahanty......354
1902	Thomas.....17	Thomas.....*107	S. Barry.....57	S. Barry......287
1903	S. Barry.....26	Thomas.....*107	Keister.....63	Thomas......327
1904	Thomas.....28	Thomas.....*102	Magee.....57	Titus......294
1905	Magee.....48	Thomas.....93	Magee.....98	Thomas......317
1906	Magee.....55	Thomas.....*107	Magee.....67	Magee......282
1907	Magee.....46	Thomas.....*83	Magee.....*85	Magee......328
1908	Magee.....40	Titus.....53	Bransfield.....71	Bransfield......304
1909	Magee.....38	Titus.....66	Magee.....61	Bransfield......292
1910	Magee.....49	Magee.....94	Magee.....*123	Magee.....*331
1911	Lober.....40	Knabe.....94	Luderus.....99	Luderus......301
1912	Paskert.....36	Paskert.....91	Magee.....72	Paskert......315
1913	Lober.....41	Paskert.....65	Cravath.....*128	Cravath......341
1914	Lober.....31	Cravath.....83	Magee.....*103	Becker......325
1915	Whitted.....24	Cravath.....*86	Cravath.....*115	Luderus......315
1916	Whitted.....29	Bancroft.....74	Cravath.....70	Cravath......283
1917	Stock.....25	Cravath.....70	Cravath.....83	two with......280
1918	Stock.....20	two with.....54	Luderus.....67	Luderus......288
1919	Meusel.....24	Luderus.....54	Meusel.....59	Meusel......305
1920	C. Williams.....18	Stengel.....38	C. Williams.....72	C. Williams......325
1921	Meusel.....8	C. Williams.....30	C. Williams.....75	C. Williams......320
1922	two with.....11	C. Williams.....74	C. Williams.....92	Walker......337
1923	Walker.....12	Sand.....82	C. Williams.....114	Tierney......317
1924	Harper.....10	C. Williams.....67	C. Williams.....93	C. Williams......328
1925	Harper.....10	Sand.....64	Harper.....97	Harper......349
1926	Huber.....9	Sand.....66	Leach.....71	Leach......329
1927	F. Thompson.....19	C. Williams.....61	C. Williams.....98	two with......306
1928	F. Thompson.....19	Hurst.....68	Whitney.....103	Leach......304
1929	F. Thompson.....16	Hurst.....80	Klein.....145	O'Doul......398
1930	F. Thompson.....7	O'Doul.....63	Klein.....170	Klein......386
1931	Hurst.....8	Hurst.....64	Klein.....*121	Klein......337
1932	Klein.....*20	Hurst.....65	Hurst.....*143	Klein......348
1933	Fullis.....18	two with.....56	Klein.....*120	Klein.....*368
1934	Bartell.....13	Bartell.....64	Moore.....93	Moore......343
1935	Camilli.....9	Camilli.....65	Camilli.....102	Moore......323
1936	Chiozza.....17	Camilli.....116	Camilli.....102	Moore......328
1937	Scharein.....13	Camilli.....90	Camilli.....80	Whitney......341
1938	Scharein.....11	two with.....64	Arnovich.....72	Martin......298
1939	Arnovich.....7	Arnovich.....58	Arnovich.....67	Arnovich......324
1940	Mahan.....4	May.....58	Rizzo.....53	May......293
1941	Murtaugh.....*18	Etten.....82	Etten.....79	Etten......311
1942	Murtaugh.....13	Etten.....67	Litwhiler.....56	Litwhiler......271

* League Leader # Tied for League Lead

YEARLY BATTING LEADERS

YEAR	STOLEN BASES	WALKS	RBI	AVERAGE
1943	Wasdell.....6	Murtaugh.....57	Northey.....68	Dahlgren......287
1944	Lupien.....18	Adams.....74	Northey.....104	Northey......288
1945	DiMaggio.....12	DiMaggio.....12	DiMaggio.....84	Wasdell......300
1946	two with.....7	Wyrostek.....70	Ennis.....73	Ennis......313
1947	Walker.....13	Wyrostek.....61	Ennis.....81	Walker.....*363
1948	Ashburn.....*32	Ashburn.....60	Ennis.....95	Ashburn......333
1949	Ashburn.....9	Seminick.....69	Ennis.....110	Ennis......302
1950	Ashburn.....14	Seminick.....68	Ennis.....*126	Ennis......311
1951	Ashburn.....29	Ennis.....68	Jones.....81	Ashburn......344
1952	Ashburn.....16	Ashburn.....75	Ennis.....107	two with......289
1953	Ashburn.....14	Jones.....85	Ennis.....125	Ashburn......330
1954	Ashburn.....11	Ashburn.....*125	Ennis.....119	Ashburn......313
1955	Ashburn.....12	Ashburn.....105	Ennis.....120	Ashburn.....*338
1956	Ashburn.....10	Jones.....92	two with.....95	Ashburn......303
1957	Fernandez.....18	Ashburn.....*94	Bouchee.....76	Ashburn......297
1958	Ashburn.....30	Ashburn.....97	Anderson.....97	Ashburn.....*350
1959	Ashburn.....9	Ashburn.....79	Post.....94	Bouchee......285
1960	Taylor.....24	Del Greco.....54	Herrera.....71	Taylor......287
1961	Gonzalez.....15	Callison.....69	Demeter.....68	Gonzalez......277
1962	Taylor.....20	Dalrymple.....70	Demeter.....107	Demeter......307
1963	Taylor.....23	Gonzalez.....53	Demeter.....83	Gonzalez......306
1964	Taylor.....13	Allen.....67	Callison.....104	Allen......318
1965	Allen.....15	Allen.....74	Callison.....101	Rojas......303
1966	White.....16	two with.....68	Allen.....110	Allen......317
1967	Allen.....20	Allen.....75	Allen.....77	Gonzalez......339
1968	Taylor.....22	Allen.....74	Allen.....90	Gonzalez......264
1969	Taylor.....19	two with.....64	Allen.....89	Allen......288
1970	Bowa.....24	Johnson.....72	Johnson.....93	Taylor......301
1971	Bowa.....28	Johnson.....72	Montanez.....99	McCarver......278
1972	Bowa.....17	Montanez.....58	Luzinski.....68	Luzinski......281
1973	Bowa.....10	Schmidt.....62	Luzinski.....97	Unser......289
1974	Bowa.....39	Schmidt.....106	Schmidt.....116	Montanez......301
1975	Schmidt.....29	Schmidt.....101	Luzinski.....*120	two with......305
1976	Bowa.....30	Schmidt.....100	Schmidt.....107	Maddox......330
1977	McBride.....36	Schmidt.....104	Luzinski.....130	Luzinski......309
1978	Maddox.....33	Luzinski.....100	Luzinski.....101	Bowa......294
1979	Maddox.....26	Schmidt.....*120	Schmidt.....114	Rose......331
1980	Smith.....33	Schmidt.....89	Schmidt.....*121	McBride......309
1981	Smith.....21	Schmidt.....73	Schmidt.....*91	Rose......325
1982	Dernier.....42	Schmidt.....*107	Schmidt.....87	Diaz......288
1983	Dernier.....35	Schmidt.....*128	Schmidt.....109	Matthews......258
1984	Samuel.....72	Schmidt.....92	Schmidt.....*106	V. Hayes......292
1985	Samuel.....53	Schmidt.....87	Wilson.....102	Schmidt......277
1986	Samuel.....42	Schmidt.....89	Schmidt.....*119	V. Hayes......305
1987	M. Thompson.....46	V. Hayes.....121	Schmidt.....113	M. Thompson......302
1988	Samuel.....33	Jeltz.....59	Samuel.....67	M. Thompson......288
1989	Dykstra.....30	V. Hayes.....101	V. Hayes.....78	Herr......287
1990	Dykstra.....33	Dykstra.....89	V. Hayes.....73	Dykstra......325
1991	Dykstra.....24	Kruk.....67	Kruk.....92	Kruk......294
1992	Dykstra.....30	Kruk.....92	Daulton.....*109	Kruk......323
1993	Dykstra.....37	Dykstra.....*129	Daulton.....105	Kruk......316
1994	Dykstra.....15	Dykstra.....68	Daulton.....56	Kruk......302
1995	two with.....10	Daulton.....55	C. Hayes.....85	Jefferies......306
1996	Morandini.....26	Zeile.....67	Santiago.....85	Eisenreich......361
1997	two with.....16	Rolen.....76	Rolen.....92	Morandini......295
1998	Glanville.....23	Rolen.....93	Rolen.....110	Abreu......312
1999	Glanville.....34	Abreu.....109	Brogna.....102	Abreu......335
2000	Glanville.....31	Abreu.....100	Rolen.....89	Abreu......316
2001	Rollins.....*46	Abreu.....106	Abreu.....110	Anderson......293
2002	two with.....31	Abreu.....104	Burrell.....116	Abreu......308

* League Leader # Tied for League Lead

SEASON LEADERS BY POSITION

(SINCE 1900)

POS.	PLAYER	TOTAL	YR	POS.	PLAYER	TOTAL	YR	POS.	PLAYER	TOTAL	YR
BATTING AVERAGE				TRIPLES				RBI			
P	Paul Weinert	.322	1923	P	Grover Alexander	4	1916	P	Al Orth	21	1900
C	Smoky Burgess	.368	1954		Robin Roberts	4	1955	C	Darren Daulton	109	1992
1B	Dolph Camilli	.339	1937	C	Stan Lopata	7	1956	1B	Don Hurst	143	1932
2B	Nap Lajoie	.346	1900	1B	Dolph Camilli	13	1936	2B	Juan Samuel	100	1987
SS	Dick Bartell	.310	1934	2B	Juan Samuel	19	1984	SS	Granny Hamner	87	1952
3B	Pinky Whitney	.342	1930	SS	Larry Bowa	13	1972	3B	Pinky Whitney	124	1932
LF	Lefty O'Doul	.398	1929	3B	Pinky Whitney	14	1929	LF	Greg Luzinski	130	1977
CF	Harry Walker	.371	1947		Richie Allen	14	1965	CF	Cy Williams	114	1923
RF	Chuck Klein	.386	1930	LF	Sherry Magee	17	1905	RF	Chuck Klein	170	1930
				CF	Harry Walker	16	1947				
				RF	Elmer Flick	17	1901				
DOUBLES				HOME RUNS				Note: Players who performed at more than one position are considered for the position they played most in that particular year and are credited with their entire season's statistics.			
P	Bucky Walters	10	1936	P	Rick Wise	6	1971				
C	Darren Daulton	35	1993	C	Stan Lopata	32	1956				
1B	Von Hayes	46	1986	1B	Deron Johnson	34	1971				
2B	Bert Niehoff	42	1916	2B	Juan Samuel	28	1987				
SS	Dick Bartell	48	1932	SS	Granny Hamner	17	1952				
3B	Scott Rolen	45	1998	3B	Mike Schmidt	48	1980				
LF	Hal Lee	42	1932	LF	Greg Luzinski	39	1977				
	Ethan Allen	42	1934	CF	Cy Williams	41	1923				
CF	Ethan Allen	46	1935	RF	Chuck Klein	43	1929				
RF	Chuck Klein	59	1930								

Phillies



Randy Wolf

PITCHING/DEFENSE

PITCHING

Career Top 10.....	108
Most IP, Relievers	112
No-Hitters/One-Hitters.....	109
Non-Pitchers Who Pitched.....	112
Pitching Facts.....	110-111
Season Leaders	118
Season Top 10.....	108
Shutouts	109
Strikeouts.....	113
Yearly Pitching Leaders.....	114-117

DEFENSE

All Four Infield Positions.....	119
All-Time Fielding Team.....	119
League Leaders	119
Outfield Assists	121
Regular Starters, Three Different Positions	122
Triple Plays	120

CAREER PITCHING TOP 10 (SINCE 1900)

GAMES

Roberts.....	529
Carlton (LH).....	499
McGraw (LH).....	463
Short (LH).....	459
Reed.....	458
Farrell.....	359
Alexander.....	338
Baldschun.....	333
Simmons (LH).....	325
Konstanty.....	314

GAMES STARTED

Carlton (LH).....	499
Roberts.....	472
Short (LH).....	301
Alexander.....	279
Simmons (LH).....	262
Schilling.....	226
Christenson.....	220
Bunning.....	208
Sparks.....	198
Rixey (LH).....	196

COMPLETE GAMES

Roberts.....	279
Alexander.....	212
Carlton (LH).....	185
Dugleby.....	152
Sparks.....	150
Orth.....	149
Simmons (LH).....	112
Rixey (LH).....	110
Ring.....	102
Short (LH).....	88

SHUTOUTS

Alexander.....	61
Carlton (LH).....	39
Roberts.....	35
Short (LH).....	24
Bunning.....	23
Sparks.....	18
Simmons (LH).....	18
McQuillan.....	17
Moore.....	17
Dugleby.....	16

WINS

Carlton (LH).....	241
Roberts.....	234
Alexander.....	190
Short (LH).....	132
Simmons (LH).....	115
Schilling.....	101
Orth.....	100
Sparks.....	95
Dugleby.....	91
Bunning.....	89

LOSSES

Roberts.....	199
Carlton (LH).....	161
Short (LH).....	127
Simmons (LH).....	110
Rixey (LH).....	103
Dugleby.....	99
Ring.....	98
Sparks.....	95
Alexander.....	91
Mulcahy.....	89

SAVES

Bedrosian.....	103
Williams (LH).....	102
McGraw (LH).....	94
Reed.....	90
Mesa.....	87
Bottalico.....	78
Farrell.....	65
Baldschun.....	59
Holland (LH).....	55
Konstanty.....	54

INNINGS PITCHED

Roberts.....	3,739.1
Carlton (LH).....	3,697.1
Alexander.....	2,513.2
Short (LH).....	2,253.0
Simmons (LH).....	1,939.2
Sparks.....	1,698.1
Schilling.....	1,659.1
Dugleby.....	1,630.0
Rixey (LH).....	1,604.0
Bunning.....	1,520.2

HITS

Roberts.....	3,661
Carlton (LH).....	3,224
Alexander.....	2,141
Short (LH).....	2,129
Simmons (LH).....	1,865
Dugleby.....	1,721
Orth.....	1,687
Ring.....	1,667
Rixey (LH).....	1,518
P. Collins.....	1,437

RUNS

Roberts.....	1,501
Carlton (LH).....	1,456
Short (LH).....	949
Simmons (LH).....	919
Ring.....	872
Alexander.....	812
P. Collins.....	782
Benge.....	683
Rixey (LH).....	682
Schilling.....	664

EARNED RUNS

Roberts.....	1,437
Carlton (LH).....	1,270
Short (LH).....	845
Simmons (LH).....	789
P. Collins.....	642
Schilling.....	617
Alexander.....	603
Ring.....	599
Christenson.....	591
Ruthven.....	584

WALKS

Carlton (LH).....	1,252
Short (LH).....	762
Roberts.....	718
Simmons (LH).....	718
Ring.....	636
Alexander.....	561
E. Moore.....	518
Mulcahy.....	480
Rixey (LH).....	479
Ruthven.....	475

STRIKEOUTS

Carlton (LH).....	3,031
Roberts.....	1,871
Short (LH).....	1,585
Schilling.....	1,554
Alexander.....	1,409
Bunning.....	1,197
Simmons (LH).....	1,052
Christenson.....	781
Gross.....	727
Wise.....	717
Ruthven.....	717

WINS IN RELIEF

Reed.....	54
McGraw (LH).....	49
Farrell.....	47
Konstanty.....	40
Baldschun.....	39
Garber.....	33
Gomes.....	27
Tekulve.....	24
P. Collins.....	22
Bedrosian.....	21

WINS PLUS SAVES

Reed.....	54+90=144
McGraw (LH).....	49+94=143
Bedrosian.....	21+103=124
Williams (LH).....	0+102=122
Farrell.....	47+65=112
Baldschun.....	39+59=98
Konstanty.....	40+54=94
Mesa.....	7+87=94
Bottalico.....	15+78=93
Garber.....	33+51=84

20-WIN SEASONS

Alexander.....	6
Roberts.....	6
Carlton (LH).....	5

SEASON TOP 10

GAMES

Tekulve, 1987.....	90
West, 1993.....	76
Spradlin, 1997.....	76
Konstanty, 1950.....	74
Selma, 1970.....	73
Tekulve, 1986.....	73
Gomes, 1999.....	73
Parrett, 1989.....	72
Baldschun, 1964.....	71
Garber, 1975.....	71
Carman, 1985.....	71
Gomes, 1998.....	71
Mesa, 2001.....	71

WINS

Gleason, 1890.....	38
Alexander, 1916.....	33
Weyhing, 1892.....	32
Alexander, 1915.....	31
Ferguson, 1886.....	30
Alexander, 1917.....	30

Wins (continued)

Casey, 1887.....	28
Buffinton, 1888.....	28
Buffinton, 1889.....	28
Alexander, 1911.....	28
Roberts, 1952.....	28

ERA

Alexander, 1915.....	1.22
McQuillan, 1908.....	1.53
Alexander, 1916.....	1.55
McQuillan, 1910.....	1.60
Richie, 1908.....	1.83
Rixey, 1916.....	1.85
Alexander, 1917.....	1.86
Sanders, 1888.....	1.90
Buffinton, 1888.....	1.91
Foxen, 1908.....	1.95

STRIKEOUTS

Schilling, 1997.....	319
Carlton, 1972.....	310
Schilling, 1998.....	300

Strikeouts (continued)

Carlton, 1980.....	286
Carlton, 1982.....	286
Carlton, 1983.....	275
Bunning, 1965.....	268
Bunning, 1967.....	253
Bunning, 1966.....	252
Alexander, 1915.....	241

WINNING PCT.

Roberts, 1952.....	.800
Greene, 1993.....	.800
Ferguson, 1886.....	.769
Carlton, 1981.....	.765
Christenson, 1977.....	.760
Denny, 1983.....	.760
Alexander, 1915.....	.756
Carlton, 1976.....	.741
Sparks, 1907.....	.733
Alexander, 1913.....	.733
Alexander, 1916.....	.733

SAVES

Mesa, 2002.....	45
Williams, 1993.....	43
Mesa, 2001.....	42
Bedrosian, 1987.....	40
Bottalico, 1996.....	34
Bottalico, 1997.....	34
Slocumb, 1995.....	32
Williams, 1991.....	30
Holland, 1984.....	29
Bedrosian, 1986.....	29
Williams, 1992.....	29

SHUTOUTS

Alexander, 1916.....	16
Alexander, 1915.....	12
Alexander, 1913.....	9
Alexander, 1917.....	8
Carlton, 1972.....	8
McQuillan, 1908.....	7
Alexander, 1911.....	7
Bunning, 1965.....	7
13 with.....	6
last: Carlton, 1982	

NO-HITTERS/ONE-HITTERS

NO-HITTERS BY PHILLIES (8)

Date	Pitcher	Opponent	Score	Date	Pitcher	Opponent	Score
8/29/1885	Charles Ferguson	vs Providence	1-0	6/23/1971	Rick Wise	at Cincinnati	4-0
7/8/1898	Red Donahue	vs Boston	5-0	8/15/1990	Terry Mulholland (LH)	vs San Francisco	6-0
9/18/1903	Charles Fraser	at Chicago	10-0	5/23/1991	Tommy Greene	at Montreal	2-0
5/1/1906	Johnny Lush (LH)	at Brooklyn	6-0				
6/21/1964*	Jim Bunning	at New York	6-0				

* Perfect Game

NO-HITTERS AGAINST PHILLIES (21)

Date	Pitcher	Opponent	Score	Date	Pitcher	Opponent	Score
7/12/1900	Noodles Hahn (LH)	at Cincinnati	4-0	8/18/1960	Lew Burdette	at Milwaukee	1-0
9/26/1906*	Lefty Leifield (LH)	vs Pittsburgh	8-0	9/16/1960	Warren Spahn (LH)	at Milwaukee	4-0
7/4/1908	Hooks Wiltse (LH)	at New York	1-0	5/17/1963	Don Nottebart	at Houston	4-1
9/6/1912	Charles Tesreau	vs New York	3-0	6/4/1964	Sandy Koufax (LH)	vs Los Angeles	3-0
9/9/1914	George Davis	at Boston	7-0	7/29/1968	George Culver	vs Cincinnati	6-1
5/7/1922	Jesse Barnes	at New York	6-0	4/17/1969	Bill Stoneman	vs Montreal	7-0
9/13/1925	Dazzy Vance	at Brooklyn	10-1	7/20/1970	Bill Singer	at Los Angeles	5-0
6/22/1944*	Jim Tobin	at Boston	7-0	4/16/1972	Burt Hooton	at Chicago	4-0
6/12/1954	Jim Wilson	at Milwaukee	2-0	4/16/1978	Bob Forsch	at St. Louis	5-0
9/25/1956	Sal Maglie	at Brooklyn	5-0	9/24/1988*	Pascual Perez	vs Montreal	1-0
6/12/1959*	Mike McCormick	at San Francisco	3-0				

* Less than nine innings

ONE-HITTERS BY PHILLIES

One-Hitters Pitchers

6	—	Grover Alexander, Steve Carlton
3	—	Robin Roberts
2	—	Frank Corridon, Tully Sparks
1	—	Chief Bender, Jim Bunning, Bill Burns, Don Carman, George Chalmers, Bubba Church, Phil Collins, Ray Culp, Chick Fraser, Ken Heintzleman, Tom Hughes, Larry Jackson, Johnny Lush, Art Mahaffey, George McQuillan, Russ Meyer, Earl Moore, Lew Moren, David Palmer, Togie Pittinger, Dick Ruthven, Charley Schanz, Curt Schilling, Curt Simmons, Rick Wise, Randy Wolf
Combined:		Earl Moore/Bert Humphries, Joe Bowman/Claude Passeau, Russ Meyer/Jim Konstanty, Steve Carlton/Tug McGraw, Tom Hume/Kent Tekulve, Don Carman/Steve Bedrosian, Marvin Freeman/Kent Tekulve

SHUTOUTS

THREE OR MORE CONSECUTIVE SHUTOUTS

4 - Grover Alexander, 1911	3 - Grover Alexander, 1916	3 - Robin Roberts, 1950
9/7 1-0 vs BOS	8/9 1-0 vs CIN	7/22 2-0 at CIN
9/13 2-0 vs BKN	8/14 8-0 vs NYG	7/25 1-0 vs CHI
9/17 6-0 at CIN	8/18 3-0 at CIN	7/30 10-0 vs PIT
9/21 4-0 at CHI		

DOUBLEHEADER SHUTOUTS

Date	Pitchers	Scores	Opponent	Date	Pitchers	Scores	Opponent
9/26/1912	Alexander/Seaton	7-0/11-0	Brooklyn	5/20/1943	Fuchs/Gerheuser	2-0/2-0	Chicago
8/5/1913	Seaton/Alexander	1-0/0-0	Boston	7/25/1950	Church/Roberts	7-0/1-0	Chicago
9/1/1916	Alexander/Rixey	3-0/6-0	Brooklyn	8/27/1951	Thompson/K. Johnson	2-0/3-0	Cincinnati
7/21/1935	C. Davis/Bowman	4-0/2-0	Cincinnati	4/23/1961	Sullivan/Mahaffey	1-0/6-0	Chicago

DID YOU KNOW?

The Phillies club record for consecutive scoreless innings pitched is 41, set in 1951. The Phils' second longest mark is 39 innings in 1969, followed by a 30-inning streak in 1954.

PITCHING

LONGEST CONSECUTIVE SCORELESS STREAKS

IP	Pitcher, Year	IP	Pitcher, Year
41.2	Grover Alexander, 1911	27.0	Randy Wolf (LH), 2002
33.0	Larry Andersen, 1984 (relief)	26.0	Steve Carlton (LH), 1972
32.2	Ken Heintzelman (LH), 1949	24.0	Wayne Twitchell, 1973
32.2	Robin Roberts, 1950	24.0	Willie Hernandez (LH), 1983 (relief)
30.0	Grover Alexander, 1916	22.1	Ken Heintzelman (LH), 1948
29.0	Tommy Greene, 1991	22.1	Dennis Cook (LH), 1990
29.0	Curt Schilling, 1992	21.1	Doug Jones, 1994 (relief)
28.2	Steve Carlton (LH), 1981		

PITCHERS WITH .500 OR BETTER WINNING PCT.

(MINIMUM 100 DECISIONS)

Pitcher	Years	W-L	Pct.	Pitcher	Years	W-L	Pct.
Grover Alexander	1911-17; 30	190-91	.676	Dan Casey	1886-89	72-59	.550
Red Donahue	1898-1901	74-48	.607	Jim Bunning	1964-67; 70-71	89-73	.549
Charlie Ferguson	1884-87	99-64	.607	Frank Corridon	1904-05; 07-09	59-49	.546
Charlie Buffinton	1887-89	77-50	.606	Dick Ruthven	1973-75; 78-83	78-65	.545
Steve Carlton	1972-86	241-161	.600	Robin Roberts	1948-61	234-199	.540
Al Orth	1895-1901	98-71	.580	Larry Christenson	1973-83	83-71	.539
Gus Weyhing	1892-95	71-53	.573	Kid Gleason	1888-91	78-70	.527
Kid Carsey	1892-97	94-71	.570	George McQuillan	1907-10; 15-16	54-49	.524
Curt Schilling	1992-2000	101-78	.564	Terry Mulholland	1989-93	62-57	.521
Jim Lonborg	1973-79	75-60	.556	Curt Simmons	1947-50; 52-60	115-109	.513
Jack Taylor	1892-97	96-77	.555	Earl Moore	1908-13	67-64	.511
Erskine Mayer	1912-18	76-61	.555	Chris Short	1959-72	132-127	.510
Shane Rawley	1984-88	59-48	.551	Don Carman	1983-90	53-52	.505

PHILLIES PITCHERS - MOST WINS VS LOSSES

(10 OR MORE)

+21	Charlie Ferguson	1886	30-9	+14	Tully Sparks	1907	22-8	+12	Eppa Rixey	1916	22-10
	Kid Gleason	1890	38-17		Grover Alexander	1913	22-8		Steve Carlton	1982	23-11
	Grover Alexander	1915	31-10						Tommy Greene	1993	16-4
	Grover Alexander	1916	33-12	+13	Red Donahue	1899	21-8				
	Robin Roberts	1952	28-7		Steve Carlton	1976	20-7	+11	Gus Weyhing	1892	32-21
					Steve Carlton	1977	23-10		Al Orth	1899	14-3
+17	Grover Alexander	1917	30-13		Larry Christenson	1977	19-6		Jack Sanford	1957	19-8
	Steve Carlton	1972	27-10		John Denny	1983	19-6		Jim Bunning	1964	19-8
+15	Dan Casey	1887	28-13	+12	Charlie Ferguson	1887	22-10	+10	Jack Taylor	1894	23-13
	Grover Alexander	1911	28-13		Charlie Buffinton	1889	28-16		Wiley Piatt	1898	24-14
	Tom Seaton	1913	27-12		Jack Taylor	1895	26-14		Jim Bunning	1965	19-9
	Steve Carlton	1980	24-9		Grover Alexander	1914	27-15				

CONSECUTIVE COMPLETE GAMES

9 straight	-	1938
8 straight	-	1952
7 straight	-	1932, 1940, 1943, 1946
6 straight	-	1939, 1952
5 straight	-	1933, 1934, 1935, 1938 (twice), 1939, 1940, 1947, 1953 (4 times), 1955, 1959, 1966, 1972, 1973 (twice)

PITCHING

40 WINS BY A DUO, ONE SEASON

55	-	1916:	Grover Alexander (33) and Eppa Rixey, LH (22)
52	-	1915:	Grover Alexander (31) and Erskine Mayer (21)
49	-	1913:	Tom Seaton (27) and Grover Alexander (22)
48	-	1914:	Grover Alexander (27) and Erskine Mayer (21)
46	-	1917:	Grover Alexander (30) and Joe Oeschger/Eppa Rixey, LH (16)
43	-	1911:	Grover Alexander (28) and Earl Moore (15)
42	-	1952:	Robin Roberts (28) and Karl Drews/Curt Simmons, LH (14)
	-	1977:	Steve Carlton, LH (23) and Larry Christenson (19)
41	-	1901:	Red Donahue (21) and Al Orth (20)
	-	1905:	Togie Pittinger (23) and Bill Dugleby (18)
	-	1980:	Steve Carlton, LH (24) and Dick Ruthven (17)
40	-	1907:	Tully Sparks (22) and Frank Corridon (18)

TOP 20 HITTING PHILLIES PITCHERS

(MINIMUM 40 AB)

Pitcher	Year	Avg.	H-AB	Pitcher	Year	Avg.	H-AB
Paul Weinert	1923	.322	19-59	Dick Ruthven	1978	.283	15-53
Oscar Judd	1946	.316	25-79	Claude Passeau	1936	.282	22-78
Lee Meadows	1922	.314	27-86	Al Orth	1901	.281	36-128
Al Orth	1900	.310	40-129	Les Sweetland	1930	.281	36-128
Dennis Cook	1990	.310	13-42	Chief Bender	1916	.279	12-43
Harvey Haddix	1957	.309	21-68	Schoolboy Rowe	1947	.278	22-79
Schoolboy Rowe	1943	.300	36-120	Herm Wehmeier	1955	.278	20-72
Les Sweetland	1929	.292	26-89	Bucky Walters	1937	.277	38-137
Steve Carlton	1978	.291	25-86	Hal Carlson	1924	.276	21-76
Jack Scott	1927	.289	33-114	Doc White	1901	.276	27-98
Brad Hogg	1919	.283	17-60				

MOST WINS IN RELIEF, ONE SEASON

Wins	Pitcher	Year
16	Jim Konstanty	1950
13	Ron Reed	1979
12	Jack Baldschun	1962
12	Jeff Parrett	1989
12	Mitch Williams	1991
11	Jack Baldschun	1963
11	Kent Tekulve	1986
10	Dick Farrell	1957
10	Dick Farrell	1960
10	Gene Garber	1975

MOST WINS PLUS SAVES, ONE SEASON

Pitcher	Year	W+SV	Total
Jose Mesa	2002	4+45	49
Mitch Williams	1993	3+43	46
Steve Bedrosian	1987	5+40	45
Jose Mesa	2001	3+42	45
Mitch Williams	1991	12+30	42
Jim Konstanty	1950	16+22	38
Ricky Bottalico	1996	4+34	38
Steve Bedrosian	1986	8+29	37
Heathcliff Slocumb	1995	5+32	37
Ricky Bottalico	1997	2+34	36
Al Holland	1984	5+29	34
Steve Bedrosian	1988	6+28	34
Mitch Williams	1992	5+29	34
Al Holland	1983	8+25	33
Dick Selma	1970	8+22	30
Mark Leiter	1998	7+23	30
Doug Jones	1994	2+27	29
Roger McDowell	1990	6+22	28
Jack Baldschun	1963	11+16	27
Jack Baldschun	1964	6+21	27
Gene Garber	1977	8+19	27

10 OR MORE WINS, CONSECUTIVE SEASONS

Seasons	Pitcher	Years
13	Steve Carlton (LH)	1972-84
12	Robin Roberts	1949-60
7	Grover Alexander	1911-17

PITCHING

MOST IP - PHILLIES RELIEVERS

166.2	-	Andy Karl, 1945	111.0	-	Ron Reed, 1977
152.0	-	Jim Konstanty, 1950	110.2	-	Jim Konstanty, 1951
134.0	-	Dick Selma, 1970	110.0	-	Gene Garber, 1975
118.0	-	Jack Baldschun, 1964	110.0	-	Kent Tekulve, 1986
114.0	-	Jack Baldschun, 1963	105.2	-	Jeff Parrett, 1989
112.2	-	Jack Baldschun, 1962			

MOST SAVES, MONTHLY

April	Mitch Williams	10 in 1993	September	Al Holland	9 in 1983
May	Heathcliff Slocumb	12 in 1995	October	Tug McGraw	2 in 1980
June	Steve Bedrosian	10 in 1988		Jose Mesa	3 in 2001*
July	Steve Bedrosian	10 in 1987			
August	Jose Mesa	10 in 2002			

*Six games were postponed in September and rescheduled for October.

NON-PITCHERS THAT PITCHED FOR THE PHILS

Player	Reg. Pos.	Year(s) Pitched	W-L	ERA	G	GS	IP	H	BB	SO
Roy Thomas	OF	1900	0-0	3.38	1	0	2.2	4	0	0
Walter Holke	1B	1923	0-0	0.00	1	0	0.1	1	0	0
Barney Friberg	2B	1925	0-0	4.50	1	0	4.0	4	3	1
Jack Bentley	1B	1926	0-2	8.28	7	3	25.0	37	10	7
Bucky Walters	3B	1934	0-0	1.29	2	1	7.0	8	2	7
Joe Marty	OF	1939	0-0	4.50	1	0	4.0	2	3	1
Bud Hafey	OF	1939	0-0	33.75	2	0	1.1	7	1	1
Art Mahan	1B	1940	0-0	0.00	1	0	1.0	1	0	0
Ben Chapman	OF	1945	0-0	7.71	3	0	7.0	7	6	4
Jimmie Foxx	1B	1945	1-0	1.59	9	2	22.2	13	14	10
Al Lakeman	C	1948	0-0	13.50	1	0	0.2	1	0	0
Granny Hamner	2B/SS	1956-57	0-1	3.89	4	1	9.1	11	2	5
Bob Bowman	OF	1959	0-1	6.00	5	0	6.0	5	5	0
Cookie Rojas	2B	1967	0-0	0.00	1	0	1.0	1	0	0
Mike Anderson	OF	1979	0-0	0.00	1	0	1.0	2	0	2
Greg Gross	OF	1986	0-0	0.00	1	0	0.2	1	1	2
Glenn Wilson	OF	1987	0-0	0.00	1	0	1.0	0	0	1
Tomas Perez	INF	2002	0-0	0.00	1	0	0.1	0	0	0

DID YOU KNOW?

Rick Wise retired 32 consecutive Cubs batters on September 18, 1971, just four shy of the NL record.

STRIKEOUTS

MOST STRIKEOUTS, PHILLIES PITCHERS

Ks	Pitcher	Date	Opponent	Ks	Pitcher	Date	Opponent
18	Chris Short (LH)	10/2/1965	at NYM (15 inn.)	14	Jim Bunning	6/7/1966	vs CIN
17	Art Mahaffey	4/23/1961	vs CHI	14	Steve Carlton (LH)	4/25/1972	at SF
16	Steve Carlton (LH)	6/9/1982	vs CHI	14	Steve Carlton (LH)	8/21/1977	vs HOU
16	Curt Schilling	9/1/1997	vs NYY	14	Steve Carlton (LH)	9/9/1977	vs STL
15	Steve Carlton (LH)	9/16/1981	at NYM	14	Steve Carlton (LH)	7/8/1979	vs SF
15	Curt Schilling	7/21/1997	vs PIT	14	Steve Carlton (LH)	9/21/1982	at STL
15	Curt Schilling	4/5/1998	at ATL	14	Terry Mulholland (LH)	6/4/1993	vs COL
14	Chris Short (LH)	9/13/1963	vs LA	14	Curt Schilling	8/20/1998 (1)	vs ARI

MOST STRIKEOUTS, OPPOSING PITCHERS

Ks	Pitcher	Date	Opponent	Ks	Pitcher	Date	Opponent
19	David Cone	10/6/1991	vs NYM	16	Steve Carlton (LH)	9/20/1967	vs STL
16	Sandy Koufax (LH)	6/22/1959	at LA	16	Steve Carlton (LH)	5/21/1970	vs STL
16	Sandy Koufax (LH)	5/26/1962	at LA	16	Bob Gibson	5/23/1970	vs STL
16	Bob Veale (LH)	6/1/1965	at PIT	16	Dwight Gooden	9/17/1984	vs NYM
16	Sandy Koufax (LH)	7/27/1966	at LA (11 inn.)				

10 STRIKEOUTS OR MORE, GAME (SINCE 1900)

# of Games with 10 Ks	Pitchers
70	Steve Carlton
48	Curt Schilling
25	Jim Bunning
17	Chris Short
9	Ray Culp, Randy Wolf
8	Grover Alexander
7	Robert Person, Robin Roberts
6	Art Mahaffey, Earl Moore
5	Grant Jackson, Jack Sanford
4	Dennis Bennett, Larry Christenson, Sid Fernandez, Bill Foxen, Chick Fraser, Kevin Gross, Terry Mulholland, Curt Simmons, Doc White, Rick Wise
3	John Denny, Brandon Duckworth, Woodie Fryman, Tommy Greene, Wayne LaMaster
2	Matt Beech, Ralph Caldwell, George Chalmers, Tyler Green, Harvey Haddix, Ken Howell, Johnny Lush, Lee Meadows, Jimmy Ring, Dick Ruthven
1	Bo Belinsky, Ray Benge, Ken Brett, Chris Brock, Earl Caldwell, Don Cardwell, Gene Conley, Harry Coveleski, Omar Daal, Jose DeJesus, Murry Dickson, Mike Grace, Jack Hamilton, Ken Heintzelman, Charles Hudson, Si Johnson, Syl Johnson, Mark Leiter, John Lindell, Jack Meyer, Seth Morehead, Hugh Mulcahy, Vicente Padilla, Lowell Palmer, Claude Passeau, Hub Pruett, Ken Raffensberger, Shane Rawley, Eppa Rixey, Tom Seaton, Garrett Stephenson, Wayne Twitchell, Mike Williams

YEARLY PITCHING LEADERS

YEAR	GAMES	COMPLETE GAMES	WINS	LOSSES
1883	Coleman.....65	Coleman.....59	Coleman.....12	Coleman.....*48
1884	Ferguson.....50	Ferguson.....46	Ferguson.....21	Ferguson.....25
1885	Daily.....50	Daily.....49	two with.....26	Daily.....23
1886	Ferguson.....48	Ferguson.....43	Ferguson.....30	Casey.....18
1887	Case.....46	Case.....43	Case.....28	Buffinton.....17
1888	Buffinton.....46	Buffinton.....43	Buffinton.....28	Casey.....18
1889	Buffinton.....47	Buffinton.....37	Buffinton.....27	Sanders.....18
1890	Gleason.....60	Gleason.....54	Gleason.....38	Vickery.....22
1891	Gleason.....53	Gleason.....40	Gleason.....24	Gleason.....22
1892	Weyhing.....59	Weyhing.....46	Weyhing.....32	Weyhing.....21
1893	Weyhing.....42	Weyhing.....33	Weyhing.....23	Weyhing.....16
1894	Taylor.....41	Taylor.....31	Taylor.....23	Weyhing.....14
1895	Carsey.....44	Carsey.....35	Taylor.....26	Carsey.....16
1896	Taylor.....45	Taylor.....35	Taylor.....20	Taylor.....21
1897	Taylor.....40	Taylor.....35	Taylor.....16	Taylor.....20
1898	Piatt.....39	two with.....33	Piatt.....24	Donahue.....17
1899	Piatt.....39	Piatt.....31	Piatt.....23	Piatt.....15
1900	Orth.....33	Orth.....24	Fraser.....16	Orth.....13
1901	two with.....35	Donahue.....34	Donahue.....21	two with.....13
1902	D. White.....36	D. White.....34	D. White.....16	D. White.....*20
1903	Duggleby.....36	Duggleby.....28	Duggleby.....13	Duggleby.....18
1904	Fraser.....42	Fraser.....32	Fraser.....14	Fraser.....24
1905	Pittinger.....#46	Pittinger.....29	Pittinger.....23	Duggleby.....17
1906	two with.....42	Sparks.....29	Sparks.....19	Duggleby.....19
1907	two with.....37	Sparks.....24	Sparks.....22	Moren.....18
1908	McQuillan.....48	McQuillan.....32	McQuillan.....23	McQuillan.....17
1909	McQuillan.....41	Moore.....24	Moore.....18	McQuillan.....16
1910	Moore.....46	Ewing.....20	Moore.....22	Moore.....15
1911	Alexander.....48	Alexander.....*31	Alexander.....*28	Moore.....19
1912	Alexander.....46	Alexander.....26	Alexander.....19	Alexander.....17
1913	Seaton.....52	Alexander.....23	Seaton.....*27	two with.....12
1914	Mayer.....48	Alexander.....*32	Alexander.....#27	Mayer.....19
1915	Alexander.....49	Alexander.....*36	Alexander.....*31	Mayer.....15
1916	Alexander.....48	Alexander.....*38	Alexander.....*33	Demaree.....14
1917	Alexander.....45	Alexander.....35	Alexander.....*30	Rixey.....21
1918	Prendergast.....33	Prendergast.....20	two with.....13	Oeschger.....*18
1919	G. Smith.....31	G. Smith.....15	Meadows.....8	two with.....12
1920	G. Smith.....43	Rixey.....25	Meadows.....16	Rixey.....*22
1921	G. Smith.....39	Ring.....21	Meadows.....11	G. Smith.....*20
1922	G. Smith.....42	Meadows.....19	two with.....12	two with.....18
1923	Ring.....39	Ring.....23	Ring.....18	Weinhart.....17
1924	Carlson.....38	Ring.....16	two with.....10	Carlson.....17
1925	Ring.....38	Ring.....21	Ring.....14	Mitchell.....17
1926	Willoughby.....47	Carlson.....20	Carlson.....17	Dean.....16
1927	Scott.....#48	Scott.....17	Scott.....9	Scott.....21
1928	Benge.....40	Benge.....12	Benge.....8	Benge.....18
1929	Willoughby.....49	Willoughby.....14	Willoughby.....15	Benge.....15
1930	H. Elliott.....*48	Collins.....17	Collins.....16	Willoughby.....17
1931	J. Elliott.....52	two with.....16	J. Elliott.....#19	Benge.....18
1932	Collins.....43	Holley.....16	Collins.....14	Holley.....14
1933	Liska.....45	Holley.....12	Holley.....13	Holley.....15
1934	C. Davis.....51	C. Davis.....18	C. Davis.....19	Collins.....18
1935	Jorgens.....53	C. Davis.....19	C. Davis.....16	Jorgens.....15
1936	Passeau.....49	Walters.....15	two with.....11	Walters.....*21
1937	Mulcahy.....*56	Passeau.....18	LaMaster.....15	LaMaster.....19
1938	Mulcahy.....46	two with.....15	Passeau.....11	Mulcahy.....*20
1939	Mulcahy.....38	two with.....14	Higbe.....10	Mulcahy.....16
1940	Higbe.....41	Mulcahy.....21	Higbe.....14	Mulcahy.....*22
1941	Pearson.....46	Podgajny.....8	two with.....9	two with.....14
1942	Podgajny.....43	Hughes.....19	Hughes.....12	Melton.....20

* League Leader # Tied for League Lead

YEARLY PITCHING LEADERS

YEAR	ERA	SHUTOUTS	INNINGS PITCHED	STRIKEOUTS
1883	Coleman.....4.87	Coleman.....3	Coleman.....538.1	Coleman.....159
1884	Vinton.....2.23	Ferguson.....2	Ferguson.....416.2	Ferguson.....194
1885	Daily.....2.21	Ferguson.....5	Daily.....440.0	Ferguson.....194
1886	Ferguson.....*1.98	two with.....4	Ferguson.....395.2	Ferguson.....212
1887	Casey.....*2.86	Casey.....*4	Casey.....390.1	Buffinton.....160
1888	Sanders.....1.90	Buffinton.....6	Buffinton.....400.1	Buffinton.....199
1889	Buffinton.....3.24	Buffinton.....2	Buffinton.....380.0	Buffinton.....153
1890	Gleason.....2.63	Gleason.....6	Gleason.....506.0	Gleason.....222
1891	Gleason.....3.51	three with.....1	Gleason.....418.0	Esper.....108
1892	Keefe.....2.36	Weyhing.....6	Weyhing.....469.2	Weyhing.....202
1893	Taylor.....4.24	Weyhing.....2	Weyhing.....345.1	Weyhing.....101
1894	Taylor.....4.08	Weyhing.....2	Taylor.....298.0	Weyhing.....81
1895	Taylor.....4.49	Taylor.....1	Carsey.....342.1	Taylor.....93
1896	Orth.....4.41	two with.....1	Taylor.....359.0	Taylor.....97
1897	Wheeler.....3.96	two with.....2	Taylor.....317.1	Taylor.....88
1898	Orth.....3.02	Piatt.....#6	Piatt.....306.0	Piatt.....121
1899	Orth.....*2.49	two with.....4	Piatt.....305.0	Piatt.....89
1900	Fraser.....3.14	two with.....2	Orth.....262.0	Orth.....68
1901	Fraser.....2.27	Orth.....#6	Donahue.....304.1	D. White.....132
1902	D. White.....2.53	two with.....3	D. White.....306.0	D. White.....185
1903	Sparks.....2.72	Duggleby.....3	Duggleby.....264.0	Fraser.....104
1904	Corridon.....2.19	two with.....3	Fraser.....302.0	Fraser.....127
1905	Sparks.....2.18	Pittinger.....4	Pittinger.....337.0	Pittinger.....136
1906	Sparks.....2.16	Sparks.....6	Sparks.....316.2	Lush.....151
1907	Richie.....2.00	Brown.....4	Corridon.....274.0	Corridon.....131
1908	McQuillan.....1.53	McQuillan.....7	McQuillan.....359.2	McQuillan.....114
1909	E. Moore.....2.10	two with.....4	E. Moore.....299.2	E. Moore.....173
1910	McQuillan.....*1.60	E. Moore.....6	E. Moore.....283.0	E. Moore.....*185
1911	Alexander.....2.57	Alexander.....#7	Alexander.....*367.0	Alexander.....227
1912	Rixey.....2.50	two with.....3	Alexander.....#310.1	Alexander.....*195
1913	Brennan.....2.36	Alexander.....*9	Seaton.....*322.1	Seaton.....*168
1914	Alexander.....2.38	Alexander.....6	Alexander.....*355.0	Alexander.....*214
1915	Alexander.....*1.22	Alexander.....*12	Alexander.....*376.1	Alexander.....*241
1916	Alexander.....*1.55	Alexander.....*16	Alexander.....*388.2	Alexander.....*167
1917	Alexander.....1.86	Alexander.....*8	Alexander.....*387.2	Alexander.....*201
1918	Jacobs.....2.41	Jacobs.....4	Prendergast.....252.1	Hogg.....81
1919	Meadows.....2.47	Meadows.....3	G Smith.....185.0	Meadows.....88
1920	Meadows.....2.84	Meadows.....3	Rixey.....284.1	Rixey.....109
1921	Winters.....3.63	Meadows.....2	Ring.....246.0	Ring.....88
1922	Weinert.....3.40	Meadows.....2	Ring.....249.1	Ring.....116
1923	Ring.....3.76	Glazner.....3	Ring.....313.1	Ring.....112
1924	Ring.....3.97	two with.....2	Ring.....215.1	Ring.....72
1925	Carlson.....4.23	Carlson.....#4	Ring.....270.0	Ring.....93
1926	Carlson.....3.24	Carlson.....3	Carlson.....267.1	Carlson.....55
1927	Ulrich.....3.17	five with.....1	Scott.....233.1	Pruett.....90
1928	Benge.....4.55	four with.....1	Benge.....201.2	Ring.....72
1929	Willoughby.....4.99	two with.....2	Willoughby.....243.1	Benge.....78
1930	Collins.....4.78	three with.....1	Collins.....239.0	Collins.....87
1931	Benge.....3.17	three with.....2	J. Elliott.....249.0	Benge.....117
1932	Rhem.....3.74	two with.....2	Holley.....228.0	Benge.....89
1933	Holley.....3.53	two with.....3	Holley.....206.2	Holley.....56
1934	C. Davis.....2.95	two with.....3	C. Davis.....274.1	C. Davis.....99
1935	C. Davis.....3.66	C. Davis.....3	C. Davis.....231.0	C. Davis.....74
1936	Walters.....4.26	Walters.....#4	Walters.....258.0	Passeau.....85
1937	Passeau.....4.34	Walters.....3	Passeau.....*292.1	LaMaster.....135
1938	Butcher.....2.93	three with.....1	Mulcahy.....267.1	Passeau.....100
1939	Beck.....4.73	three with.....1	Mulcahy.....225.2	Higbe.....79
1940	Mulcahy.....3.60	Mulcahy.....3	Higbe.....283.0	Higbe.....*137
1941	Hughes.....4.45	Hughes.....2	Podganjny.....181.1	Johnson.....80
1942	Hughes.....3.06	two with.....1	Hughes.....253.0	Melton.....107

* League Leader #Tied for League Lead + 1st on All-Time Single Season Leaders List

YEARLY PITCHING LEADERS

YEAR	GAMES	COMPLETE GAMES	WINS	LOSSES
1943	Gerheuser38	two with11	Rowe14	Gerheuser19
1944	Schanz40	Raffensberger18	two with13	Raffensberger*20
1945	Karl*67	Barrett8	Karl9	Barrett*20
1946	two with39	Raffensberger14	two with11	Raffensberger15
1947	Donnelly38	Leonard19	Leonard17	Judd15
1948	Dubiel37	Leonard16	Leonard12	Leonard*18
1949	Konstanty53	Heintzelman15	two with17	Roberts15
1950	Konstanty*74	Roberts21	Roberts20	two with11
1951	Konstanty58	Roberts22	Roberts21	Roberts15
1952	Hansen43	Roberts*30	Roberts*28	Drews15
1953	Konstanty48	Roberts*33	Roberts*23	Roberts16
1954	Roberts45	Roberts*29	Roberts*23	Dickson*20
1955	J. Meyer50	Roberts*26	Roberts*23	Roberts14
1956	R. Miller49	Roberts*22	Roberts19	Roberts*18
1957	Farrell52	Sanford15	Sanford19	Roberts*22
1958	Farrell54	Roberts21	Roberts17	two with14
1959	J. Meyer47	Roberts19	Roberts15	Roberts17
1960	Farrell59	Roberts13	Roberts12	two with16
1961	Baldschun65	Mahaffey12	Mahaffey11	Mahaffey*19
1962	Baldschun67	Mahaffey20	Mahaffey19	Mahaffey14
1963	Baldschun65	two with10	Culp14	Culp12
1964	Baldschun71	Bunning13	Bunning19	Bennett14
1965	Baldschun65	two with15	Bunning19	Short11
1966	Knowles69	Short19	Short20	Bunning14
1967	Farrell50	Bunning16	Bunning17	two with15
1968	Farrell54	L. Jackson12	Short19	L. Jackson17
1969	two with46	Wise14	Wise15	G. Jackson18
1970	Selma73	Short7	Wise13	Short16
1971	Brandon52	Wise17	Wise17	three with14
1972	Twitshell49	Carlton*30	Carlton*27	Reynolds15
1973	Scarce52	Carlton*18	four with13	Carlton*20
1974	Scarce58	Carlton17	Lonborg17	Schueler16
1975	Garber*71	Carlton14	Carlton15	Carlton14
1976	two with59	Carlton13	Carlton20	Kaat14
1977	Garber64	Carlton17	Carlton*23	Kaat11
1978	Reed66	Carlton12	Carlton16	Christenson14
1979	McGraw65	Carlton13	Carlton18	Lerch13
1980	McGraw57	Carlton13	Carlton*24	Lerch14
1981	Lyle48	Carlton10	Carlton13	two with7
1982	R. Reed57	Carlton*19	Carlton*23	three with11
1983	Holland68	Carlton8	Denny*19	Carlton16
1984	Holland68	two with3	Koosman14	Koosman15
1985	Carman71	three with6	Gross15	Denny14
1986	Tekulve73	two with7	Gross12	Gross12
1987	Tekulve90	Rawley4	Rawley17	Gross16
1988	Tekulve70	Gross5	Gross12	Rawley16
1989	Parrett72	three with2	two with12	Carman*15
1990	McDowell72	Mulholland6	Combs10	Ruffin13
1991	Williams69	Mulholland8	Mulholland16	Mulholland13
1992	Williams66	Mulholland*12	Schilling14	Abbott14
1993	West76	three with7	two with16	Jackson11
1994	Slocumb52	Jackson4	Jackson14	West10
1995	Bottalico62	Green4	Quantrill11	Quantrill12
1996	Borland69	Schilling8	Schilling9	Williams14
1997	Spradlin76	Schilling7	Schilling17	Leiter*17
1998	Gomes71	Schilling*15	Schilling15	Schilling14
1999	Gomes73	Schilling8	two with15	Ogea12
2000	Gomes65	Schilling4	Wolf11	three with9
2001	Mesa71	Wolf4	Person15	Wolf11
2002	Mesa74	Wolf3	Padilla14	Padilla11

*League Leader #Tied for League Lead

YEARLY PITCHING LEADERS

YEAR	ERA	SHUTOUTS	INNINGS PITCHED	STRIKEOUTS
1943	Barrett.....2.39	Rowe.....3	Gerheuser.....215.0	Gerheuser.....92
1944	Raffensberger.....3.06	two with.....3	Raffensberger.....258.2	Raffensberger.....136
1945	Karl.....2.99	Mauney.....2	Barrett.....190.2	Schanz.....56
1946	Judd.....3.53	three with.....2	Raffensberger.....196.0	Raffensberger.....73
1947	Leonard.....2.68	Leonard.....3	Leonard.....235.0	Leonard.....103
1948	Leonard.....2.51	two with.....2	Leonard.....225.2	Leonard.....92
1949	Heintzelman.....3.02	Heintzelman.....#5	Heintzelman.....250.0	Roberts.....95
1950	Roberts.....3.02	Roberts.....#5	Roberts.....304.1	two with.....146
1951	Roberts.....3.03	Roberts.....*6	Roberts.....*315.0	Roberts.....127
1952	Roberts.....2.59	Simmons.....#6	Roberts.....*330.0	Roberts.....148
1953	Roberts.....2.75	Roberts.....5	Roberts.....*346.2	Roberts.....*198
1954	Simmons.....2.81	two with.....4	Roberts.....*336.2	Roberts.....*185
1955	Roberts.....3.28	Dickson.....4	Roberts.....*305.0	Roberts.....160
1956	Simmons.....3.36	Haddix.....2	Roberts.....297.1	Roberts.....157
1957	Sanford.....3.08	Sanford.....3	Roberts.....249.2	Sanford.....*188
1958	Roberts.....3.23	two with.....2	Roberts.....269.2	Roberts.....130
1959	Conley.....3.00	Conley.....3	Roberts.....257.1	Roberts.....137
1960	Conley.....3.68	two with.....2	Roberts.....237.1	Roberts.....122
1961	Mahaffey.....4.10	Mahaffey.....3	Mahaffey.....219.1	Mahaffey.....158
1962	Bennett.....3.81	two with.....2	Mahaffey.....274.0	Mahaffey.....177
1963	Short.....2.29	Culp.....5	McLish.....209.2	Culp.....176
1964	Short.....2.20	Bunning.....5	Bunning.....284.1	Bunning.....219
1965	Bunning.....2.60	Bunning.....7	Short.....297.1	Bunning.....268
1966	Bunning.....2.41	Bunning/ L. Jackson.....#5	Bunning.....314.0	Bunning.....252
1967	Bunning.....2.29	Bunning.....*6	Bunning.....*302.1	Bunning.....*253
1968	L. Jackson.....2.77	Fryman.....5	Short.....269.2	Short.....202
1969	Wise.....3.23	G. Jackson.....4	G. Jackson.....253.0	G. Jackson.....180
1970	Bunning.....4.11	Fryman.....3	Wise.....220.0	Selma.....153
1971	Wise.....2.88	Wise.....4	Wise.....272.0	Wise.....155
1972	Carlton.....1.97	Carlton.....8	Carlton.....*346.1	Carlton.....*310
1973	Twitchell.....2.50	Twitchell.....5	Carlton.....#293.1	Carlton.....223
1974	Lonborg.....3.21	Lonborg.....3	Carlton.....291.0	Carlton.....*240
1975	Carlton.....3.56	Carlton.....3	Carlton.....255.0	Carlton.....192
1976	Lonborg.....3.08	Carlton.....2	Carlton.....252.2	Carlton.....195
1977	Carlton.....2.64	Carlton.....2	Carlton.....283.0	Carlton.....198
1978	Carlton.....2.84	two with.....3	Carlton.....247.0	Carlton.....161
1979	Carlton.....3.62	Carlton.....4	Carlton.....251.0	Carlton.....213
1980	Carlton.....2.34	Carlton.....3	Carlton.....*304.0	Carlton.....*286
1981	Carlton.....2.42	Carlton.....1	Carlton.....190.0	Carlton.....179
1982	Carlton.....3.10	Carlton.....*6	Carlton.....*295.2	Carlton.....*286
1983	Denny.....2.37	Carlton.....3	Carlton.....*283.2	Carlton.....*275
1984	Koosman.....3.25	two with.....1	Carlton.....229.0	Carlton.....163
1985	Rawley.....3.31	three with.....2	Gross.....205.2	Gross.....151
1986	Gross.....4.02	two with.....2	Gross.....241.2	Gross.....154
1987	Carman.....4.22	Carman.....2	Rawley.....229.2	Carman.....125
1988	Gross.....3.69	three with.....1	Gross.....231.2	Gross.....162
1989	Howell.....3.44	six with.....1	Howell.....204.0	Howell.....164
1990	Mulholland.....3.34	Combs.....2	Combs.....183.1	Combs.....108
1991	Greene.....3.38	Mulholland.....3	Mulholland.....232.0	Greene.....154
1992	Schilling.....2.35	Schilling.....4	Mulholland.....229.0	Schilling.....147
1993	Mulholland.....3.25	three with.....2	Schilling.....235.1	Schilling.....186
1994	D. Jackson.....3.26	D. Jackson.....1	D. Jackson.....179.1	D. Jackson.....129
1995	Schilling.....3.57	Green.....2	Quantrill.....179.1	Schilling.....114
1996	Schilling.....3.19	Schilling.....2	Schilling.....183.1	Schilling.....182
1997	Schilling.....2.97	Schilling.....2	Schilling.....254.1	Schilling.....*319
1998	Schilling.....3.25	Schilling.....2	Schilling.....268.2	Schilling.....*300
1999	Schilling.....3.54	two with.....1	Byrd.....199.2	Schilling.....152
2000	Person.....3.63	three with.....1	Wolf.....206.1	Person.....164
2001	Wolf.....3.70	Wolf.....2	Person.....208.1	Person.....183
2002	Wolf.....3.20	Wolf.....2	Wolf.....210.2	Wolf.....172

* League Leader # Tied for League Lead

SEASON LEADERS

20 WINS

1884	Ferguson	21-25
1885	Ferguson	26-20
	Daily	26-23
1886	Ferguson	30-9
	Casey (LH)	24-18
1887	Casey (LH)	28-13
	Ferguson	22-10
	Buffinton	21-17
1888	Buffinton	28-17
1889	Buffinton	28-16
1890	Gleason	38-17
	Vickery	24-22
1891	Gleason	24-22
	Esper (LH)	20-15
1892	Weyhing	32-21
1893	Weyhing	23-16
	Carsey	20-15
1894	Taylor	23-13
1895	Taylor	26-14
	Carsey	24-15
1896	Taylor	20-21
1898	Piatt (LH)	24-14
1899	Piatt (LH)	23-15
	Donahue	22-8
	Fraser	21-12
1901	Orth	20-12
	Donahue	21-13
1905	Pittinger	23-14
1907	Sparks	22-8
1908	McQuillan	23-17
1910	Moore	22-15
1911	Alexander	*28-13
1913	Seaton	*27-12
	Alexander	22-8
1914	Alexander	*27-15
	Mayer	21-19
1915	Alexander	*31-10
	Mayer	21-15
1916	Alexander	*33-12
	Rixey (LH)	22-10
1917	Alexander	*30-13
1950	Roberts	20-11
1951	Roberts	21-15
1952	Roberts	*28-7
1953	Roberts	*23-16
1954	Roberts	*23-15
1955	Roberts	*23-14
1966	Short (LH)	20-10
1972	Carlton (LH)	*27-10
1976	Carlton (LH)	20-7
1977	Carlton (LH)	*25-10
1980	Carlton (LH)	*24-9
1982	Carlton (LH)	*23-11

700 WINNING PCT

1886	Ferguson (30-9)769
1899	Donahue (21-8)724
1907	Sparks (21-8)724
1913	Alexander (22-8)733
1915	Alexander (31-10)756
1916	Alexander (33-12)733
1952	Roberts (28-7)800
1957	Sanford (19-8)704
1964	Bunning (19-8)704
1972	Carlton (LH) (27-10)730
1976	Carlton (LH) (20-7)741

700 Winning Pct (cont.)

1977	Christenson (19-6)760
1980	Carlton (LH) (24-9)727
1983	Denny (19-6)	*760
1991	Williams (LH) (12-5)706
1993	Greene (16-4)800
1994	Jackson (LH) (14-6)700
1999	Schilling (15-6)714

20 SAVES

1950	Konstanty	*22
1964	Baldschun	21
1970	Selma	22
1980	McGraw (LH)	20
1983	Holland (LH)	25
1984	Holland (LH)	29
1986	Bedrosian	29
1987	Bedrosian	*40
1988	Bedrosian	28
1989	McDowell	23
1990	McDowell	22
1991	Williams (LH)	30
1992	Williams (LH)	29
1993	Williams (LH)	43
1994	Jones	27
1995	Slocumb	32
1996	Bottalico	34
1997	Bottalico	34
1998	Leiter	23
2000	Brantley	23
2001	Mesa	42
2002	Mesa	45

200 STRIKEOUTS

1886	Ferguson	212
1890	Gleason	222
1892	Weyhing	202
1911	Alexander	227
1914	Alexander	214
1915	Alexander	*241
1917	Alexander	*201
1964	Bunning	219
1965	Bunning	268
1966	Bunning	252
1967	Bunning	253
1968	Short (LH)	202
1972	Carlton (LH)	*310
1973	Carlton (LH)	223
1974	Carlton (LH)	*240
1979	Carlton (LH)	213
1980	Carlton (LH)	*286
1982	Carlton (LH)	*286
1983	Carlton (LH)	*275
1997	Schilling	*319
1998	Schilling	*300

2.40 ERA

1884	Vinton	2.23
1885	Daily	2.21
	Ferguson	2.22
1886	Ferguson	1.98
1888	Sanders	1.90
	Buffinton	1.91
1892	Keefe	2.36
1901	Orth	2.27
1904	Corridon	2.19
1905	Sparks	2.18
	Nichols	2.27

2.40 ERA (continued)

1906	Sparks	2.16
	Duggleby	2.25
	Lush (LH)	2.37
1907	Sparks	2.00
1908	McQuillan	1.53
	Richie	1.83
	Foxen (LH)	1.95
1909	Moore	2.10
	Corridon	2.11
	McQuillan	2.14
1910	McQuillan	*1.60
1913	Brennan (LH)	2.39
1914	Alexander	2.38
1915	Alexander	*1.22
	Mayer	2.36
	Rixey (LH)	2.39
1916	Alexander	*1.55
	Rixey (LH)	1.85
1917	Alexander	*1.86
	Rixey (LH)	2.27
1943	Barrett	2.39
1964	Short (LH)	2.20
1967	Bunning	2.29
	Short (LH)	2.39
1972	Carlton (LH)	*1.98
1980	Carlton (LH)	2.34
1983	Denny	2.37
1992	Schilling	2.35

65 GAMES PITCHED

1883	Coleman	65
1945	Karl	*67
1950	Konstanty	74
1961	Baldschun	65
1962	Baldschun	67
1963	Baldschun	65
1964	Baldschun	71
1965	Baldschun	65
1966	Knowles (LH)	69
1970	Selma	73
1975	Garber	*71
1978	Reed	66
1979	McGraw (LH)	65
1983	Holland (LH)	68
1984	Holland (LH)	68
1985	Carman (LH)	71
1986	Tekulve	73
	Bedrosian	68
1987	Tekulve	*90
	Bedrosian	65
1988	Tekulve	70
	Harris	66
1989	Parrett	72
1990	McDowell	72
	Akerfelds	71
1991	Williams (LH)	69
	Boever	68
1992	Williams (LH)	66
1993	West (LH)	76
	Williams (LH)	65
1996	Borland	69
1997	Spradlin	76
	Bottalico	69
1998	Gomes	71
	Leiter	69
	Spradlin	69
1999	Gomes	73
2000	Gomes	65
2001	Mesa	71
	Bottalico	66
2002	Mesa	74
	Silva	68

300 INNINGS

PITCHED

1883	Coleman	538
1884	Ferguson	417
1885	Daily	440
	Ferguson	405
1886	Ferguson	396
	Casey (LH)	369
1887	Casey (LH)	390
	Buffinton	332
1888	Buffinton	400
1889	Buffinton	380
	Sanders	350
1890	Gleason	506
	Vickery	382
1891	Gleason	418
1892	Weyhing	470
	Carsey	318
	Keefe	313
1893	Weyhing	345
	Carsey	318
1895	Carsey	342
	Taylor	335
1896	Taylor	359
1897	Taylor	317
1898	Piatt (LH)	306
1899	Piatt (LH)	305
1901	Donahue	304
1902	White (LH)	306
1904	Fraser	302
1905	Pittinger	337
1906	Sparks	317
1908	McQuillan	360
1909	Moore	300
1911	Alexander	*367
	Moore	308
1912	Alexander	*310
1913	Seaton	*322
	Alexander	306
1914	Alexander	*355
	Mayer	321
1915	Alexander	*376
1916	Alexander	*389
1917	Alexander	*388
1923	Ring	313
1950	Roberts	304
1951	Roberts	315
1952	Roberts	330
1953	Roberts	*347
1954	Roberts	*337
1955	Roberts	305
1966	Bunning	314
1967	Bunning	302
1972	Carlton (LH)	*346
1980	Carlton (LH)	*304

(LH) Left-handed Pitcher
* League Leader

Note: See Yearly Pitching Leaders in this section for more information.

LEAGUE LEADERS - DEFENSE

1900	Nap Lajoie, 2b.....	.954	1929	Walt Leria, c.....	.986	1963	Tony Taylor, 2b.....	.986	1982	Garry Maddox, cf..	.992
	Ed McFarland, c.....	.963	1932	Pinky Whitney, 3b	.960		Don Demeter, of..	1.000		Manny Trillo, 2b.....	.994
1901	Harry Wolverton, 3b.....			Don Hurst, 1b.....	.993		Chris Short, p.....	1.000	1984	Ozzie Virgil, c.....	.994
	Bill Hallman, 2b.....	.971	1935	Johnny Vergez, 3b	.953	1964	Tony Gonzalez, of	.996	1986	Mike Schmidt, 3b..	.980
1903	Harry Wolverton, 3b.....	.941	1937	Pinky Whitney, 3b	.982	1966	Bill White, 1b.....	.994	1990	Pat Combs, p.....	1.000
				Dolph Camilli, 1b ..	.994	1967	Bobby Wine, ss.....	.980	1993	Curt Schilling, p ..	1.000
1904	Harry Wolverton, 3b.....	.925	1939	Pinky May, 3b.....	.956		Tony Gonzalez.....	.993	1994	Milt Thompson, of ..	
			1940	Ham Schulte, 2b ..	.980	1968	Cookie Rojas, 2b ..	.987			1.000
1906	Roy Thomas, of.....	.986	1941	Pinky May, 3b972		Johnny Callison, of ..			Danny Jackson, p.....	
1909	Kitty Bransfield, 1b		1942	Danny Litwhiler, of.....				1.000			1.000
		.989			1.000		Larry Jackson, p.....	1.000	1995	Jim Eisenreich, of	
1910	Mickey Doolan, ss ..	.948	1943	Pinky May, 3b.....	.963	1971	Larry Bowa, ss.....	.987			1.000
1911	Sherry Magee, of981	1946	Frank McCormick, 1b999		Rick Wise, p	1.000	1999	Mike Lieberthal, c..	.997
1913	Hans Lobert, 3b.....	.974				1972	Don Money, 3b978		Curt Schilling, p ..	1.000
	Bill Killefer, c.....	.988	1947	Dutch Leonard, p.....			Larry Bowa, ss.....	.987	2000	Robert Person, p..	1.000
					1.000	1973	Greg Luzinski, of993	2001	Robert Person, p..	1.000
1914	Hans Lobert, 3b944	1953	Willie Jones, 3b993		Ken Brett, p.....	1.000	2002	Doug Glanville, cf	1.000
1915	Bobby Byrne, 3b969	1954	Willie Jones, 3b.....	.968	1974	Larry Bowa, ss.....	.984		Brandon Duckworth, p..	
1916	Bill Killefer, c.....	.985	1955	Willie Jones, 3b.....	.960	1976	Dave Cash, 2b.....	.988			1.000
1917	Dode Paskert, of.....	.984		Andy Seminick, c.....	.994	1978	Larry Bowa, ss.....	.986			
	Bill Killefer, c.....	.984	1956	Willie Jones, 3b973		Bob Boone, c991			
1922	Butch Henline, c.....	.983	1958	Willie Jones, 3b967		Bake McBride, of....	.996			
1924	Heinie Sand, ss.....	.959		Robin Roberts, p..	1.000	1979	Larry Bowa, ss.....	.991			
	George Harper, of ..	.986	1962	Tony Gonzalez, of		1980	Pete Rose, 1b997			
1927	Jimmy Cooney, ss ..	.978			1.000		Steve Carlton, p...1.000				
	Dick Spalding, of.....	.992									

ALL-TIME FIELDING TEAM

Pos.	Player	Year	G	TC	E	PCT
1B	Frank McCormick	1946	134	1283	1	*.999
2B	Manny Trillo	1982	149	789	5	.994
SS	Larry Bowa	1979	146	683	6	.991
3B	Pinky Whitney	1937	130	374	7	.982
OF	Danny Litwhiler	1942	151	317	0	*1.000
OF	Tony Gonzalez	1962	114	276	0	1.000
OF	Don Demeter	1963	119	172	0	1.000
OF	Johnny Callison	1968	109	197	0	1.000
OF	Jim Eisenreich	1995	111	207	0	1.000
OF	Doug Glanville	2002	117	227	0	1.000
C	Mike Lieberthal	1999	143	946	3	.997
P	Eppa Rixey	1917	39	108	0	1.000

*League Record

PHILLIES PLAYING ALL FOUR INFIELD POSITIONS

Richie Allen	Cozy Dolan	Charlie Hayes	Emmett Mueller	Pop Schriver
Ruben Amaro	She Donahue	Roy Hughes	Dode Paskert	Glen Stewart
John Antonelli	Mariano Duncan	Hal Irelan	Harry Pearce	Tony Taylor
Shad Berry	Barney Friberg	Wally Kimmick	Tomas Perez	John Vukovich
Lena Blackburne	Kid Gleason	Pete Mackanin	Bobby Pfeil	Jimmy Walsh
Ernie Courtney	Bill Grey	Les Mallon	Charlie Reilly	Joe Ward
Lave Cross	Bill Hallman	Dots Miller	Cookie Rojas	Russ Wrightstone
Ed Delahanty	Terry Harmon	Bobby Morgan	Mike Schmidt	

TRIPLE PLAYS

TURNED BY PHILLIES

Date	Opponent	Fielders	Batter
9/8/1890	vs BKN	Allen (ss) to Myers (2b) to McCauley (1b)	Smith
4/23/1891	vs BKN	Shindle (3b) to Allen (ss)	O'Brien
9/5/1908	vs NYG	Doolan (ss) to Knabe (2b) to Dooiin (c) to Grant (3b) to Doolan to Dooiin to Grant	Devlin
9/4/1909	vs BKN	Doolan (ss) to Ward (2b) to Bransfield (1b) to Dooiin (c)	Bell
8/12/1916	vs NYG	Bancroft (ss) to Byrne (3b) to Bancroft	Robertson
5/26/1918	at CIN	Bancroft (ss) to Luderus (1b)	Magee
7/6/1923	vs PIT	Mokan (lf) to Henline (c) to Sand (ss)	Carey
7/4/1924	at NYG	Ford (3b) to Sand (ss) to Holke (1b)	Groh
5/1/1925	vs BOS	Schultz (rf) to Henline (c) to Fonseca (2b)	O'Neil
6/29/1925	vs BKN	Carlson (p) to Sand (ss) to Hawks (1b)	DeBerry
6/3/1929	at PIT	Thompson (2b) to Hurst (1b) to Friberg (ss)	Grimes
9/16/1930	vs PIT	Thompson (2b) to Sherlock (1b)	Traynor
7/1/1931	vs CHI	Mallon (2b) to Friberg (1b) to Bartell (ss)	Taylor
4/26/1935	at NYG	Wilson (c) to Bivin (p) to Ryan (ss) to Camilli (1b)	Mancusco
7/23/1948	at CIN	Caballero (3b) to Hamner (2b) to Sisler (1b)	Stallcup
6/23/1949	at PIT	Miller (2b) to Hamner (ss) to Sisler (1b)	Stevens
6/22/1950	vs PIT	Miller (p) to Hamner (ss) to Waitkus (1b) to Seminick (c)	Bell
9/25/1955	at NYG	Kazanski (ss) to Morgan (2b) to Blaylock (1b)	Hoffman
6/28/1958	vs STL	Hemus (2b) to Anderson (1b)	K. Boyer
5/17/1964	at HOU	Herrnstein (1b) to Wine (ss) to Herrnstein to Triandos(c)	Grote
8/15/1964	at NYM	Boozar (p) to Amaro (ss) to Thomas (1b)	Klaus
10/2/1964	at CIN	Johnson (lf) to Wine (ss) to Taylor (2b) to Power (1b)	D. Johnson
8/15/1967	vs NYM	Allen (3b) to Rojas (2b) to White (1b)	Linz
5/4/1968	vs PIT	Wine (ss) to Rojas (2b) to White (1b)	Mota
4/28/1991	vs SD	Ready (2b) to Jordan (1b)	T. Gwynn
9/20/1992	at PIT	Morandini (2b) unassisted	King
8/20/1998	at SF	Arias (ss) to Lewis (2b) to Brogna (1b)	Kent
5/15/1999	vs NYM	Arias (ss) to Brogna (1b)	Piazza

TURNED VS PHILLIES

Date	Opponent	Fielders	Batter
9/8/1885	vs NYG	Connor (1b) to Gerhardt (2b)	Ferguson
8/4/1887	at CHI	Pfeffer (2b) to Williamson (ss) to Burns (3b)	McGuire
9/11/1894	at PIT	Steere (ss) to Beckley (1b) to Sugden (c) to Bierbauer (2b)	Delahanty
6/26/1902	vs NYG	Bean (ss) to Smith (2b) to O'Hagan (1b) to Yeager (c)	Jacklitsch
7/27/1907	at PIT	Nealon (1b) to Wagner (ss) to Nealon	Courtney
9/23/1907	at CHI	Howard (1b) to Tinker (ss)	Dooiin
9/3/1908	vs BKN	Pastorius (p) to Alperman (2b) to Jordan (1b)	Dooiin
10/9/1911	vs BOS	Ingerton (ss) to Sweeney (2b) to Houser (1b)	Knabe
4/24/1914	at NYG	Doyle (2b) to Merkle (1b) to Fletcher (ss) to McLean (c)	Luderus
7/17/1919	vs STL	Lavan (ss) to Hornsby (3b)	Sicking
7/7/1920	at PIT	Cooper (p) to Caton (ss) to Grimm (1b)	Wheat
8/21/1920	at PIT	Cooper (p) to McKechnie (3b) to Whitted (1b)	LeBourveau
7/27/1921	at STL	Hornsby (ss) to Toporcer (2b) to Fournier (1b)	Rapp
9/3/1922	at NYG	Youngs (rf) to Bancroft (ss) to Groh (3b) to Kelly (1b)	Smith
10/6/1923	at BOS	Padgett (ss) unassisted	Holke
7/30/1924	vs STL	Bottomley (1b) to Cooney (ss) to Hornsby (2b)	Mokan
9/6/1924	vs NYG	Frisch (2b) to Terry (1b)	Schultz
5/18/1929	vs BKN	Hendrick (1b) to Bancroft (ss)	O'Doul
5/25/1929	at BKN	Bancroft (ss) to Hendrick (1b) to Moore (2b)	Peel
5/29/1934	at BOS	Frankhouse (p) to Jordan (1b) to Urbanski (ss)	Jeffries
8/4/1934	vs NYG	Critz (2b) to Terry (1b) to Jackson (ss)	Allen
9/16/1936	vs STL	Haines (p) to Mize (1b) to Durocher (ss)	Grace
7/12/1937	vs NYG	Ott (rf) to Mancusco (c) to Bartell (ss) to Chiozza (3b)	Arnovich
9/6/1942	vs BOS	Earley (p) to Miller (ss) to West (1b)	Murtaugh
8/23/1947	vs STL	Rice (c) to Marion (ss) to Musial (1b)	Gilbert
5/21/1950	vs STL	Garagiola (c) to Glaviano (3b) to Marion (ss) to Musial (1b)	Waitkus
8/30/1953	vs CIN	Bridges (2b) to McMillian (ss) to Kluzewski (1b)	Hamner
7/6/1960	at MIL	Cottier (2b) to Adcock (1b) to Crandall (c) to Mathews (3b)	Smith
7/15/1978	at ATL	Horner (3b) to Hubbard (2b) to Murphy (1b)	Cardenal
4/11/1981	at STL	Templeton (ss) to Porter (c) to Hernandez (1b) to Herr (2b) to Oberkfell (3b)	Matthews
9/3/2002	at MTL	Schneider (c) to Cabrera (ss) to Galarraga (1b) to Cabrera to Tatis (3b)	Anderson

OUTFIELD ASSISTS

14 OUTFIELD ASSISTS

(SINCE 1910)

1910	Bates.....24	1926	Mokan16	1951	Ashburn15
	Titus.....22		Leach.....15		Ennis.....14
1911	Paskert20		Williams.....14	1952	Ashburn.....*23
	Magee.....14	1927	Leach.....*26	1953	Ashburn.....*18
1912	Cravath.....*26		Williams.....22		Ennis.....14
	Paskert.....19	1928	Sothorn.....*19	1957	Ashburn.....*18
1913	Cravath.....20	1929	Klein.....18	1959	Anderson, H.....*17
	Paskert.....19		O'Doul.....14	1960	Walters17
1914	Cravath.....*34	1930	Klein.....**44	1962	Callison.....*24
	Paskert.....19		Sothorn.....15	1963	Callison.....*26
	Becker.....17	1931	Arlett.....14	1964	Callison.....*19
1915	Cravath.....*28	1932	Klein.....*29	1965	Callison.....*21
1916	Cravath.....17		Davis.....15	1972	Montanez.....*15
	Paskert.....14	1933	Klein.....*21	1973	Unser.....14
	Paskert.....19		Fullis.....15	1982	Matthews.....14
	Whitted.....19	1934	Allen.....19	1985	Wilson.....*18
	Cravath.....17		Moore.....18	1986	Wilson.....*20
1918	Cravath.....19	1935	Allen.....*26	1987	Wilson.....*18
	Meusel.....14		Moore.....18	1988	Bradley.....14
1919	Meusel.....14		Watkins.....18	1998	Abreu.....17
1920	Williams.....22	1938	Arnovich.....18		Glanville.....14
	LeBourveau.....16	1943	Northey.....19	2001	Burrell.....*18
	Stengel.....16	1944	Northey.....*24		
1921	Williams.....*29	1945	DiMaggio.....16		
	Meusel.....18	1946	Wyrostek.....18		
1922	Walker.....24		Ennis.....16		
	Williams.....19	1947	Walker.....15		
1923	Walker.....19	1948	Ennis.....15		
	Mokan.....16		Ashburn.....14		
1925	Harper.....16	1949	Ennis.....*16		

Tied for League Lead

* League Leader

** ML Record

SEASON TOP 10

Klein, 1930.....44	Cravath, 1915.....28	Callison, 1963.....26
Cravath, 1914.....34	Cravath, 1912.....26	4 with.....24
Williams, 1921.....29	Leach, 1927.....26	last: Callison, 1962
Klein, 1932.....29	Allen, 1935.....26	

50 OR MORE - CAREER

Delahanty.....221	Ennis.....134	Wilson, G.....60
Thompson, S.....202	Paskert.....120	Abreu.....59
Titus.....181	Hamilton, B.....100	Leach.....55
Williams, C.....173	Flick.....91	Wyrostek.....55
Thomas, R.....172	Manning.....84	Mokan.....52
Klein.....170	Andrews, E.....77	Whitted.....51
Cravath.....168	Maddox.....77	Glanville.....51
Ashburn.....154	Luzinski.....67	Moore, J.....50
Fogarty.....154	Northey.....63	
Callison.....153	Meusel.....62	
Magee, S.....136	Gonzalez, T.....61	


PHILLIES PLAYING COLLEGE BASEBALL

Pat Burrell - University of Miami
 Marlon Byrd - Georgia Perimeter College
 Rheal Cormier - Community College of Rhode Island
 Brandon Duckworth - College of Southern Idaho & Cal State-Fullerton
 Josh Hancock - Auburn University
 Eric Junge - Bucknell University
 Jason Michaels - Okaloosa-Walton JC & University of Miami
 Dan Plesac - North Carolina State University
 Placido Polanco - Miami Dade Community College
 Nick Punto - Saddleback Community College
 Bud Smith - Los Angeles Harbor Junior College
 Jim Thome - Illinois Central College
 Chase Utley - UCLA
 Eric Valent - UCLA
 Jeremy Wedel - Armstrong Atlantic State University
 Turk Wendell - Quinnipiac College
 Randy Wolf - Pepperdine University

REGULAR STARTERS AT 3 DIFFERENT POSITIONS

Richie Allen	3B (1964-67)	LF (1968)	1B (1969; 75-76)
Ed Andrews	2B (1884)	LF (1885)	CF (1886-88)
Ed Delahanty	CF (1891-92)	LF (1893-99; 1901)	1B (1900)
Bill Hallman	SS (1899)	2B (1892-96; 1901)	3B (1902)
Von Hayes	RF (1983-84, 89-90)	CF (1985)	1B (1986-88)

Phillies™



Pat Burrell

2002 REVIEW

Club Stats.....	128
Day By Day.....	132-133
Detailed Fielding Stats.....	130
Detailed Team Stats.....	129
Final Standings.....	124
Final Stats.....	127
Highs & Lows.....	131
Pinch-Hitting Stats.....	130
Spring Training Stats.....	126
Team Notes.....	125
Transactions.....	134
Wild Card Standings.....	124

2002 FINAL STATISTICS

MAJOR LEAGUE STANDINGS

AL EAST	W	L	PCT.	GB	LAST 10	STREAK	HOME	ROAD	vs EAST	vs CENT	vs WEST	vs NL
					GAMES							
*NYY	103	58	.640	-	8-2	WON 5	52-28	51-30	46-29	29-7	17-15	11-7
BOS	93	69	.574	10.5	7-3	WON 1	42-39	51-30	51-25	19-17	18-14	5-13
TOR	78	84	.481	25.5	8-2	WON 7	42-39	36-45	41-35	16-16	12-24	9-9
BAL	67	95	.414	36.5	0-10	LOST 12	34-47	33-48	26-50	18-14	14-22	9-9
TB	55	106	.342	48.0	5-5	LOST 1	30-51	25-55	25-50	13-19	10-26	7-11

* - CLINCHED DIVISION TITLE

AL CENTRAL	W	L	PCT.	GB	LAST 10	STREAK	HOME	ROAD	vs EAST	vs CENT	vs WEST	vs NL
					GAMES							
*MIN	94	67	.584	-	6-4	WON 3	54-27	40-40	15-17	50-25	19-17	10-8
CWS	81	81	.500	13.5	5-5	LOST 3	47-34	34-47	18-14	40-36	15-21	8-10
CLE	74	88	.457	20.5	7-3	WON 4	39-42	35-46	19-17	37-39	12-20	6-12
KC	62	100	.383	32.5	4-6	LOST 3	37-44	25-56	10-22	33-43	14-22	5-13
DET	55	106	.342	39.0	1-9	LOST 4	33-47	22-59	11-25	29-46	9-23	6-12

* - CLINCHED DIVISION TITLE

AL WEST	W	L	PCT.	GB	LAST 10	STREAK	HOME	ROAD	vs EAST	vs CENT	vs WEST	vs NL
					GAMES							
*OAK	103	59	.636	-	8-2	WON 4	54-27	49-32	23-22	32-9	32-26	16-2
yANA	99	63	.611	4.0	4-6	WON 2	54-27	45-36	28-13	30-15	30-28	11-7
SEA	93	69	.574	10.0	5-5	LOST 2	48-33	45-36	25-20	23-18	34-24	11-7
TEX	72	90	.444	31.0	3-7	LOST 4	42-39	30-51	25-16	18-27	20-38	9-9

* - CLINCHED DIVISION TITLE

y - CLINCHED PLAYOFF BERTH

NL EAST	W	L	PCT.	GB	LAST 10	STREAK	HOME	ROAD	vs EAST	vs CENT	vs WEST	vs AL
					GAMES							
*ATL	101	59	.631	-	6-4	LOST 1	52-28	49-31	47-28	24-12	15-16	15-3
MTL	83	79	.512	19.0	7-3	WON 4	49-32	34-47	37-39	21-15	13-19	12-6
PHI	80	81	.497	21.5	6-4	LOST 1	40-40	40-41	34-41	22-14	14-18	10-8
FLA	79	83	.488	23.0	6-4	WON 1	46-35	33-48	36-40	18-18	15-17	10-8
NYM	75	86	.466	26.5	3-7	WON 1	38-43	37-43	35-41	20-15	10-22	10-8

* - CLINCHED DIVISION TITLE

NL CENTRAL	W	L	PCT.	GB	LAST 10	STREAK	HOME	ROAD	vs EAST	vs CENT	vs WEST	vs AL
					GAMES							
*STL	97	65	.599	-	8-2	WON 2	52-29	45-36	11-19	57-33	21-9	8-4
HOU	84	78	.519	13.0	3-7	LOST 3	47-34	37-44	16-14	49-41	14-16	5-7
CIN	78	84	.481	19.0	4-6	LOST 3	38-43	40-41	12-18	50-40	14-16	2-10
PIT	72	89	.447	24.5	6-4	LOST 2	38-42	34-47	16-13	43-47	10-20	3-9
CHI	67	95	.414	30.0	3-7	WON 2	36-45	31-50	12-18	36-54	13-17	6-6
MIL	56	106	.346	41.0	2-8	LOST 2	31-50	25-56	7-23	35-55	12-18	2-10

* - CLINCHED DIVISION TITLE

NL WEST	W	L	PCT.	GB	LAST 10	STREAK	HOME	ROAD	vs EAST	vs CENT	vs WEST	vs AL
					GAMES							
*ARI	98	64	.605	-	4-6	WON 4	55-26	43-38	21-11	23-13	43-33	11-7
ySF	95	66	.590	2.5	9-1	WON 8	50-31	45-35	17-14	23-13	47-29	8-10
LA	92	70	.568	6.0	7-3	LOST 1	46-35	46-35	20-12	20-16	40-36	12-6
COL	73	89	.451	25.0	4-6	LOST 5	47-34	26-55	18-14	17-19	31-45	7-11
SD	66	96	.407	32.0	2-8	WON 1	41-40	25-56	16-16	13-23	29-47	8-10

* - CLINCHED DIVISION TITLE

y - CLINCHED PLAYOFF BERTH

WILD CARD STANDINGS

American League Division Leaders

Team	Wins	Losses	Pct.	GB
NYY	103	58	.640	-
MIN	94	67	.584	-
OAK	103	59	.636	-

National League Division Leaders

Team	Wins	Losses	Pct.	GB
ATL	101	59	.631	-
STL	97	65	.599	-
ARI	98	64	.605	-

American League Wild Card Race

Team	Wins	Losses	Pct.	GB
zANA	99	63	.611	-
BOS	93	69	.574	6.0
SEA	93	69	.574	6.0

z - Clinched Wild Card

National League Wild Card Race

Team	Wins	Losses	Pct.	GB
zSF	95	66	.590	-
LA	92	70	.568	3.5

z - Clinched Wild Card

2002 TEAM NOTES

FOR THE RECORD

For the first time since the 1986-87 seasons, the Phillies finished with back-to-back 80-win seasons.

MILESTONE MEN

- Pat Burrell's home run (37) and RBI (116) totals were the most by a Phillie since Mike Schmidt in 1986 (37, 119).
- Jose Mesa set the single-season franchise record for saves (45).
- Bobby Abreu became the third Phillie ever with a 50-double season and just the second with three straight 40-double seasons.
- Dan Plesac pitched in his 1,000th game and recorded his 1,000th strikeout.
- Doug Glanville collected his 1,000th hit in the final game of the season.

ALL-STAR TRIO

For the first time since 1999, the Phillies sent three players to the All-Star Game. Shortstop Jimmy Rollins and third baseman Scott Rolen were both elected as starters for the first time in their careers; righthander Vicente Padilla was added to the roster just a few days before the game to take the place of injured lefthander Tom Glavine. It was Rollins' second trip to the Midsummer Classic and the first for Rolen and Padilla. Rollins went 2-for-2 with two runs scored and became the first shortstop in major league history and the first Phillie in franchise history to make the All-Star team in his first two big league seasons. Rolen, the first Phillies third baseman to be selected since Dave Hollins in 1993, went hitless in three at-bats; Padilla pitched the final 2.0 innings without allowing a run.

THREE'S A CHARM

Mike Lieberthal became the first Phillie in nearly five years, and 16th overall, to hit three home runs in a game when he accomplished the feat on August 10 at Los Angeles. The last Phillie to go deep three times in a game was Bobby Estalella, September 4, 1997 at Montreal. In fact, the last three Phillies to do it have all been catchers, going back to Benito Santiago, September 15, 1996 at Chicago.

MAGNIFICENT SEVEN

The Phillies opened the home portion of their May schedule with a seven-game win streak during an 8-1 homestand. Some of the highlights included:

- Ricky Ledee's game-winning, pinch-hit home run, 5/8 vs Houston, with two outs and down in the count, 1-2.
- Vicente Padilla pitching his first shutout, taking a no-hitter into the eighth inning, but settling for a two-hitter, 5/10 vs Arizona.
- Doug Glanville's inside-the-park home run, 5/10 vs Arizona.
- Tomas Perez' game-tying solo home run on an 0-2 count, 5/11 vs Arizona.
- Jose Mesa appearing in eight of the nine games, including the first six in a row (a career high), going 1-1 with six saves.
- The pitching staff posting a 2.52 ERA during the nine games.

ACES OF EXTRA BASES

For the first time since 1993, the Phillies led the National League with 325 doubles, 25 more than the next closest teams (SF and MTL each had 300). The team doubled in its first 22 games of the season and 27 straight, dating back to 2001. They also tied for the league lead with 41 triples for the first time since 1974 when they led the NL outright with 50. The Phillies' 531 extra-base hits were two shy of the Giants' league-leading total.

INTERLEAGUE PLAY

The Phillies went 10-8 in Interleague games this season, improving their franchise record to 49-54 (.476) vs the American League. Their 10 wins were the club's second-highest total since Interleague play began in 1997. The 1999 club won 11 games.

THE REAL BASH BROTHERS

After coming over from Oakland on May 22 for John Mabry, Jeremy Giambi hit 12 home runs in just 156 at-bats. Including his eight homers with the A's, he connected 20 times to combine with his brother, Jason, for 61 bombs, the highest single-season total ever by two brothers. The previous record of 59 was set by Joe and Vince DiMaggio in 1937.

SHUNNING THE SHUTOUTS

Despite finishing eighth in the National League with 710 runs scored, the Phillies were shut out just three times all season, the fewest of any NL team and tied with the Yankees for the fewest in the majors.

THE PEN IS MIGHTIER... IN THE SECOND HALF

After spending most of the first half of the season among the worst bullpens in the NL, the Phillies posted a 3.12 bullpen ERA in the second half, which ranked fourth, behind only Atlanta, San Francisco and St. Louis, all playoff teams. For the season, the Phillies bullpen had a 3.96 ERA, which ranked tenth in the league. Their 30 wins and 47 saves were each tied for the third-most in the NL and their 42 home runs allowed were the fourth-fewest.

NEVER KNOWN GLOVE LIKE THIS BEFORE

For the second consecutive season, the Phillies set franchise records for fewest errors in a season and highest fielding percentage. Their 88 errors were the second-fewest in the NL, behind only Houston's 83, and the club finished tied for the league lead with a .986 fielding percentage, marking the fourth straight season (and seventh in the last eight), that the team finished in the top three for fielding. The only season since 1994 that the club has not finished in the top three was 1998, when their .982 fielding percentage was just three points lower than the league lead.

OUTTA HERE!

The Phillies' 165 home runs were the most by the club since slugging 169 in 1987. This season's total was ranked tied for sixth in the NL, the highest ranking the club has finished with since 1993 when they finished fifth with 156. From August 13-30, the Phils set a franchise record by homering in 16 straight games, connecting 24 times over that span. They hit a season-high four homers four times, including back-to-back games, May 31-June 1.

SIR SAVE-A-LOT

Jose Mesa set the Phillies single-season record with 45 saves, falling one short of his personal high, set in 1995, while a member of the American League Champion Cleveland Indians. The previous record of 43 was set by Mitch Williams in 1993. Mesa was one of six National League relievers this season to establish a team record for saves.

ROAD KILL TO ROAD WARRIORS

The Phillies finished the season with a 40-41 (.494) road record, which is remarkable considering the club started the season 5-22 (.185) on the road, managing just one win on each of the first five road trips, all in April and May. But starting in June, the club went 35-19 (.648) in their remaining 54 games, winning 11 of their final 17 road series.

2002 SPRING TRAINING STATISTICS

NAME	AVG	G	AB	R	H	TB	2B	3B	HR	RBI	SH	SF	HP	BB	IBB	SO	SB	CS	GI DP	E	SLG	OBP	--PINCH HIT-- AB	H	HR	RBI
Abreu.....	.271	23	70	11	19	26	4	0	1	8	1	1	1	10	1	15	4	0	2	1	.371	.366				
Anderson.....	.301	24	83	8	25	31	4	1	0	7	0	0	0	0	0	7	3	1	1	5	.373	.301	3	0	0	0
Burrell.....	.274	20	62	12	17	44	6	0	7	15	0	0	1	9	0	16	0	0	1	1	.710	.375	1	0	0	0
Bush.....	---	1	0	0	0	0	0	0	0	0	0	0	0	0	0	0	0	0	0	0	---	---				
Byrd.....	.308	6	13	3	4	7	0	0	1	1	0	0	0	1	0	3	0	0	0	0	.538	.357	1	1	1	1
Crespo.....	.154	10	13	2	2	2	0	0	0	0	0	0	0	0	0	2	0	0	0	0	.154	.154	10	1	0	0
Doster.....	.294	22	34	6	10	12	0	1	0	4	1	1	0	1	0	5	0	0	0	1	.353	.306				
Estrada.....	.304	13	23	3	7	9	0	1	0	2	0	0	1	3	0	3	0	0	1	0	.391	.407				
Forbes.....	.000	4	2	0	0	0	0	0	0	0	0	0	1	0	0	0	0	0	0	1	.000	.333				
Francia.....	.000	4	2	0	0	0	0	0	0	0	0	0	0	0	0	1	0	0	0	1	.000	.000	1	0	0	0
Glanville.....	.325	23	77	16	25	40	9	0	2	8	0	0	0	3	0	8	3	2	2	0	.519	.350	1	0	0	0
Hannahan.....	---	1	0	0	0	0	0	0	0	0	0	0	0	0	0	0	0	0	0	0	---	---				
Hollins.....	.139	18	36	3	5	7	2	0	0	3	0	0	1	1	0	8	0	0	2	0	.194	.184	7	0	0	0
Johnson.....	---	1	0	0	0	0	0	0	0	0	0	0	0	0	0	1	0	0	0	0	---	---				
Jordan.....	.273	20	44	9	12	16	1	0	1	6	1	1	3	3	0	5	0	0	1	2	.364	.353	3	0	0	0
Knupfer.....	---	1	0	0	0	0	0	0	0	0	0	0	0	0	0	0	0	0	0	1	---	---				
Ledee.....	.170	19	53	9	9	10	1	0	0	6	0	0	0	5	0	12	1	0	2	0	.189	.241	4	1	0	1
Lee.....	.339	19	59	5	20	25	2	0	1	10	0	0	0	3	0	6	1	0	0	0	.424	.371				
Lieberthal.....	.355	20	62	11	22	39	2	0	5	12	0	1	2	3	0	5	0	0	0	1	.629	.397	1	0	0	0
Mabry.....	.293	21	41	5	12	20	2	0	2	6	0	0	1	3	0	10	0	0	0	0	.488	.356	6	2	0	3
Machado.....	.250	3	4	0	1	1	0	0	0	0	0	0	0	0	0	2	1	0	0	0	.250	.250				
Michaels.....	.348	14	23	3	8	11	0	0	1	5	0	0	0	4	0	5	0	1	2	0	.478	.444	3	2	0	0
J. Padilla.....	.500	3	4	0	2	2	0	0	0	0	0	0	0	1	0	0	0	1	0	0	.500	.600	1	0	0	0
Perez.....	.209	18	43	4	9	10	1	0	0	5	1	0	0	1	0	6	0	0	0	2	.233	.227	1	1	0	1
Pratt.....	.156	15	45	1	7	9	2	0	0	7	0	0	1	1	0	9	0	0	2	1	.200	.191	1	0	0	0
Punto.....	.467	12	15	2	7	9	2	0	0	3	0	2	0	5	0	1	1	0	0	2	.600	.545				
Reyes.....	---	1	0	0	0	0	0	0	0	0	0	0	0	0	0	0	0	0	0	0	---	---				
Rolen.....	.292	23	65	11	19	28	3	0	2	12	0	1	3	8	0	10	0	1	1	3	.431	.390				
Rollins.....	.318	25	85	18	27	39	4	1	2	9	0	1	1	9	0	10	5	1	2	1	.459	.385				
Salazar.....	.400	9	5	1	2	5	0	0	1	2	0	0	0	1	0	0	0	0	1	0	1.000	.500				
Schall.....	.100	7	10	0	1	2	1	0	0	0	0	0	0	0	0	1	0	0	0	3	.200	.100	3	0	0	0
Sitzman.....	.000	1	1	0	0	0	0	0	0	0	0	0	0	0	0	0	0	0	0	0	.000	.000	1	0	0	0
Taylor.....	.356	22	45	7	16	25	4	1	1	3	0	0	0	1	0	7	3	0	2	2	.556	.370	3	1	0	1
Uteley.....	.000	3	5	0	0	0	0	0	0	0	0	0	0	1	0	0	0	0	1	0	.000	.167	1	0	0	0
Valdez.....	---	0	0	0	0	0	0	0	0	0	0	0	0	0	0	0	0	0	0	0	---	---				
Valent.....	.188	11	16	1	3	3	0	0	0	1	0	0	0	0	0	2	0	0	0	0	.188	.188	1	0	0	0
Van Iten.....	.500	5	2	0	1	3	0	1	0	3	0	0	0	1	0	0	0	0	0	0	1.500	.667	1	1	0	3
Zambrano.....	.167	5	12	1	2	3	1	0	0	1	0	0	1	0	0	3	0	0	0	1	.250	.231	2	1	0	1
PHILLIES.....	.277	30	1074	153	297	441	51	6	27	141	9	8	17	79	1	166	23	7	26	28	.411	.334	56	11	1	11
OPPONENTS.....	.282	30	1061	166	299	482	48	9	39	159	5	13	15	77	0	197	16	10	25	38	.454	.335	44	12	0	7

NAME	W	L	ERA	G	GS	CG	GF	SHO	SV	INN	H	BFP	AB	R	ER	HR	SH	SF	BB	BB	IBB	SO	WP	BK	AVG
Adams.....	1	0	3.47	6	4	0	0	0	0	23.1	21	93	84	11	9	1	0	1	0	8	0	15	1	0	.250
Baisley.....	0	0	9.00	1	0	0	1	0	0	1.0	2	5	4	1	1	0	0	0	0	1	0	0	0	0	.500
Bottalico.....	0	0	7.30	12	0	0	3	0	0	12.1	16	55	50	10	10	4	0	2	1	2	0	14	0	0	.320
Cedeno.....	0	0	0.00	1	0	0	1	0	0	1.0	1	6	5	1	0	0	0	0	1	0	0	2	0	0	.200
Coggin.....	1	1	5.59	6	4	0	0	0	0	19.1	22	84	76	12	12	3	1	1	0	6	0	10	3	0	.289
Cormier.....	0	1	4.85	13	0	0	4	0	0	13.0	16	57	53	9	7	0	1	1	0	2	0	7	0	0	.302
Duckworth.....	2	1	4.50	5	4	0	0	0	0	20.0	22	89	83	11	10	2	0	0	0	6	0	14	2	0	.265
Figueroa.....	0	1	7.24	9	0	0	1	0	0	13.2	18	64	57	12	11	3	1	0	1	5	0	10	0	0	.316
McDill.....	0	0	0.00	5	0	0	1	0	0	5.2	4	20	20	0	0	0	0	0	0	0	0	6	0	0	.200
Mercado.....	0	0	0.00	1	0	0	0	0	0	1.0	0	4	4	0	0	0	0	0	0	0	0	1	0	0	.000
Mesa.....	0	2	5.25	11	0	0	1	0	0	12.0	13	53	48	11	7	2	0	2	1	2	0	4	2	0	.271
Myers.....	0	1	3.18	4	3	0	0	0	0	17.0	16	74	65	7	6	2	0	1	0	8	0	15	1	0	.246
Nickle.....	0	0	11.57	6	0	0	3	0	0	7.0	14	36	35	9	9	2	0	0	0	1	0	5	1	0	.400
Nunez.....	0	1	27.00	1	0	0	1	0	0	0.1	2	5	3	1	1	0	0	0	0	2	0	0	0	0	.667
V. Padilla.....	1	1	3.04	5	5	0	0	0	0	23.2	21	92	86	8	8	3	0	2	2	2	0	21	0	0	.244
Person.....	0	1	13.85	5	5	0	0	0	0	13.0	24	69	62	20	20	7	0	0	1	6	0	13	1	0	.387
Politte.....	2	0	2.45	9	0	0	1	0	0	11.0	8	48	41	4	3	1	0	0	0	7	0	16	1	0	.195
Santiago.....	0	0	4.61	11	0	0	0	0	0	13.2	14	59	55	9	7	2	0	1	0	3	0	11	0	1	.255
Schourek.....	1	0	8.00	10	0	0	3	0	1	9.0	16	48	41	8	8	0	0	2	1	4	0	6	2	0	.390
Serrano.....	0	0	0.00	3	0	0	1	0	0	4.0	2	15	13	0	0	0	0	0	0	2	0	1	0	0	.154
Silva.....	1	1	2.70	13	0	0	7	0	4	16.2	15	65	59	5	5	1	0	0	4	2	0	6	0	0	.254
Wolf.....	0	3	6.87	5	5	0	0	0	0	18.1	29	83	78	14	14	4	2	0	1	2	0	12	0	0	.372
Zamora.....	2	0	2.19	10	0	0	2	0	0	12.1	3	47	39	3	3	2	0	0	2	6	0	8	0	0	.077
PHILLIES.....	12	14	5.06	30	30	0	30	1	6	268.1	299	1171	1061	166	151	39	5	13	15	77	0	197	14	1	.282
OPPONENTS.....	14	12	4.34	30	30	0	30	3	7	269.1	297	1187	1074	153	130	27	9	8	17	79	1	166	11	1	.277

2002 FINAL STATISTICS

PLAYER	AVG	G	AB	R	H	TB	2B	3B	HR	RBI	SH	SF	HP	BB	IBB	SO	SB	CS	DP	GI			E	SLG	OBP	-- PINCH HIT --					
																				E	SLG	OBP				AB	H	HR	RBI		
Abreu,B.....	.308	157	572	102	176	298	50	6	20	85	0	6	3	104	9	117	31	12	11	5	.521	.413	3	0	0	0	1				
Anderson,M.....	.258	145	539	64	139	205	30	6	8	48	2	4	5	42	14	71	5	1	16	20	.380	.315	3	0	0	0	0				
Burrell,P.....	.282	157	586	96	165	319	39	2	37	116	0	6	3	89	9	153	1	0	16	6	.544	.376	1	0	0	0	0				
+Byrd,M.....	.229	10	35	2	8	13	2	0	1	1	0	0	0	1	0	8	0	2	0	0	.371	.250	0	0	0	0	0				
Estrada,J.....	.118	10	17	0	2	3	1	0	0	2	0	0	0	2	1	2	0	0	0	0	.176	.211	1	0	0	0	0				
RIGHT.....	.250	4	1	1	1	0	0	0	1	0	0	0	0	1	1	0	0	0	0	0	.250	.400	0	0	0	0	0				
LEFT.....	.077	13	1	1	2	1	0	0	1	0	0	0	0	1	0	2	0	0	0	0	.154	.143	1	0	0	0	0				
Giambi,J.....	.244	82	156	32	38	84	10	0	12	28	1	0	1	52	2	54	0	1	1	4	.538	.435	21	3	1	5					
Glanville,D.....	.249	138	422	49	105	145	16	3	6	29	8	3	2	25	4	57	19	2	5	0	.344	.292	20	7	0	2					
Hollins,D.....	.118	14	17	1	2	2	0	0	0	0	0	0	0	1	0	3	0	1	0	0	.118	.167	5	0	0	0	0				
RIGHT.....	.125	16	2	2	0	0	0	0	0	0	0	0	1	0	0	3	0	0	0	0	.125	.176	5	0	0	0	0				
LEFT.....	.000	1	0	0	0	0	0	0	0	0	0	0	0	0	0	0	0	0	0	0	.000	.000	0	0	0	0	0				
Ledee,R.....	.227	96	203	33	46	85	13	1	8	23	1	1	1	35	0	50	1	2	3	0	.419	.342	44	9	3	10					
Lee,T.....	.265	153	536	55	142	211	26	2	13	70	0	2	0	54	10	104	5	3	12	6	.394	.331	12	4	0	2					
Lieberthal,M.....	.279	130	476	46	133	211	29	2	15	52	0	2	14	38	2	58	0	1	16	6	.443	.349	3	0	0	0					
Mabry,J.....	.286	21	21	1	6	6	0	0	0	3	0	1	0	1	1	5	0	0	0	0	.286	.304	16	5	0	2					
+Michaels,J.....	.267	81	105	16	28	50	10	3	2	11	0	2	1	13	1	33	1	1	1	2	.476	.347	46	11	1	6					
Perez,T.....	.250	92	212	22	53	83	13	1	5	20	2	1	1	21	6	40	1	0	5	4	.392	.319	18	4	0	2					
RIGHT.....	.250	92	212	22	53	83	13	1	5	20	2	1	1	21	6	40	1	0	5	4	.392	.319	18	4	0	2					
LEFT.....	.250	120	30	48	7	1	3	15	1	1	15	4	27	2	.400	.336	8	4	0	2											
#Polanco,P.....	.288	147	548	75	158	221	32	2	9	49	13	0	8	26	1	41	5	3	15	9	.403	.330	9	3	0	2					
PHI.....	.296	53	206	28	61	88	13	1	4	22	4	0	4	14	0	14	2	2	3	3	.427	.353	0	0	0	0					
Pratt,T.....	.311	39	106	14	33	53	11	0	3	16	0	2	4	24	6	28	2	0	3	0	.500	.449	3	0	0	0					
+Punto,N.....	.167	9	6	0	1	1	0	0	0	0	0	0	0	0	0	3	0	0	0	1	.167	.167	5	1	0	0					
RIGHT.....	.000	2	0	0	0	0	0	0	0	0	0	0	0	0	0	1	0	0	0	0	.000	.000	2	0	0	0					
LEFT.....	.250	4	1	1	0	0	0	0	1	0	0	0	0	0	0	2	0	0	0	0	.250	.250	3	1	0	0					
Rolen,S.....	.259	100	375	52	97	177	21	4	17	66	0	3	8	52	2	68	5	2	12	8	.472	.358	0	0	0	0					
Rollins,J.....	.245	154	637	82	156	242	33	10	11	60	6	4	4	54	3	103	31	13	14	14	.380	.306	2	0	0	0					
RIGHT.....	.243	173	42	65	6	4	3	15	3	3	13	1	22	6	.376	.302	2	0	0	0											
LEFT.....	.246	464	114	177	27	6	8	45	3	1	41	2	81	8	.381	.308	0	0	0	0											
+Valent,E.....	.200	7	10	1	2	2	0	0	0	0	0	0	0	0	0	3	0	0	1	1	.200	.200	5	2	0	0					

PLAYER	AVG	G	AB	R	H	TB	2B	3B	HR	RBI	SH	SF	HP	BB	IBB	GI					E	SLG	OBP	-- PINCH HIT --				
																SO	SB	CS	DP	AB				H	HR	RBI		
Adams,T	.080	46	25	0	2	2	0	0	0	1	6	0	0	3	0	13	0	1	4	.080	.179	0	0	0	0	0	0	0
Coggin,D	.000	38	8	0	0	0	0	0	0	0	2	0	0	1	0	6	0	0	0	.000	.111	0	0	0	0	0	0	0
Cormier,R	.333	54	3	0	1	1	0	0	0	0	0	0	0	1	0	0	0	0	0	.333	.500	0	0	0	0	0	0	0
Duckworth,B	.188	30	48	3	9	10	1	0	0	4	6	0	0	5	0	11	0	3	0	.208	.264	0	0	0	0	0	0	0
+Junge,E	.000	4	3	0	0	0	0	0	0	0	0	0	0	0	0	0	0	0	.000	.000	0	0	0	0	0	0	0	
Mercado,H	.250	31	4	0	1	1	0	0	0	0	0	0	0	0	0	2	0	0	0	.250	.250	0	0	0	0	0	0	0
+Myers,B	.130	12	23	0	3	4	1	0	0	1	3	0	0	0	0	9	0	2	0	.174	.130	0	0	0	0	0	0	0
+Nickle,D	.000	4	1	0	0	0	0	0	0	0	0	0	0	0	0	0	0	0	.000	.000	0	0	0	0	0	0	0	
Padilla,V	.052	32	58	1	3	4	1	0	0	5	7	1	1	0	0	31	0	1	1	.069	.067	0	0	0	0	0	0	0
Person,R	.083	17	24	3	2	8	0	0	2	7	3	0	0	2	0	17	0	0	0	.333	.154	0	0	0	0	0	0	0
Politte,C	.000	13	1	0	0	0	0	0	0	0	0	0	0	0	0	1	0	0	.000	.000	0	0	0	0	0	0	0	
Roa,J	.240	14	25	1	6	7	1	0	0	2	3	1	0	1	0	5	0	0	0	.280	.259	0	0	0	0	0	0	0
Santiago,J	.000	42	2	0	0	0	0	0	0	0	0	0	0	1	0	1	0	0	.000	.333	0	0	0	0	0	0	0	
+Silva,C	.000	68	2	0	0	0	0	0	0	0	0	0	0	1	0	1	0	0	.000	.333	0	0	0	0	0	0	0	
#Timlin,M	.000	72	6	0	0	0	0	0	0	0	0	0	0	0	0	0	0	0	.000	.000	0	0	0	0	0	0	0	
PHI	.000	30	0	0	0	0	0	0	0	0	0	0	0	0	0	4	0	0	.000	.000	0	0	0	0	0	0	0	
Wolf,R	.136	32	59	6	8	15	4	0	1	4	12	0	0	4	0	24	0	0	3	.254	.190	1	0	0	0	0	0	0
PITCHERS	.122	161	286	14	35	52	8	0	3	24	42	2	1	19	0	121	0	0	10	8	.182	.179	1	0	0	0	0	0
PHILLIES	.259	161	5523	710	1428	2330	325	41	165	676	67	39	53	640	70	1095	104	43	129	88	.422	.339	209	46	5	30	0	
OPPONENTS	.252	161	5481	724	1381	2199	285	37	153	683	66	34	70	570	54	1075	74	34	134	102	.401	.328	226	57	4	28	0	

PITCHER	R/L	W-L	ERA	G	GSCG	GFSHO	SV	IP	H	R	ER	HR	HB	BB	IBB	SO	WP	BK	AVG		
Adams,T.....	R	7-9	4.35	46	19	0	10	0	136.2	132	76	66	9	3	58	5	96	8	0	.255	
Bottalico,R.....	R	0-3	4.61	30	0	0	6	0	27.1	33	16	14	3	2	13	2	24	2	0	.300	
Coggin,D.....	R	2-5	4.68	38	7	0	7	0	77.0	65	42	40	4	4	51	3	64	11	0	.231	
Cormier,R.....	L	5-6	5.25	54	0	0	7	0	60.0	61	38	35	6	4	32	6	49	4	0	.266	
Duckworth,B.....	R	8-9	5.41	30	29	0	0	0	163.0	167	103	98	26	7	69	5	167	10	0	.261	
+Junge,E.....	R	2-0	1.42	4	1	0	2	0	12.2	14	3	2	0	0	5	0	11	0	0	.286	
Mercado,H.....	L	2-2	4.62	31	3	0	7	0	39.0	32	21	20	2	3	25	2	40	3	1	.224	
Mesa,J.....	R	4-6	2.97	74	0	0	64	0	45	75.2	65	26	25	5	4	39	7	64	9	0	.231
+Myers,B.....	R	4-5	4.25	12	12	1	0	0	72.0	73	38	34	11	6	29	1	34	2	1	.277	
+Nickle,D.....	R	0-0	6.23	4	0	0	4	0	0	4.1	6	3	3	2	0	4	0	2	0	.316	
Padilla,V.....	R	14-11	3.28	32	32	1	0	1	0	206.0	198	83	75	16	15	53	5	128	6	2	.254
Perez,T.....	R	0-0	0.00	1	0	0	1	0	0	0.1	0	0	0	0	0	0	0	0	0	.000	
Person,R.....	R	4-5	5.44	16	16	0	0	0	87.2	79	58	53	13	5	51	0	61	2	0	.241	
Plesac,D.....	L	2-1	4.70	41	0	0	5	0	1	23.0	16	12	12	5	0	12	3	27	0	0	.190
Politte,C.....	R	2-0	3.86	13	0	0	7	0	0	16.1	19	10	7	0	1	9	1	15	1	0	.288
Roa,J.....	R	4-4	4.04	14	11	0	1	0	71.1	78	33	32	11	1	13	2	35	0	1	.279	
Santiago,J.....	R	1-3	6.70	42	0	0	7	0	0	47.0	56	35	35	7	3	15	1	30	1	0	.290
+Silva,C.....	R	5-0	3.21	68	0	0	21	0	1	84.0	88	34	30	4	4	22	6	41	3	0	.282
+Timlin,M.....	R	4-6	2.98	72	1	0	17	0	0	96.2	75	35	32	15	5	14	2	50	3	0	.212
Phi,R.....	R	3-3	3.79	30	0	0	7	0	0	35.2	27	16	15	6	1	7	0	15	2	0	.206
WHL.....	L	11-9	3.20	31	31	3	0	2	0	210.2	172	77	75	23	7	63	5	172	4	0	.223
PHILLIES.....		80-81	4.17	161	161	5	156	9	47	1449.2	1381	724	671	153	70	570	54	1075	68	5	.252
OPPONENTS.....		81-80	4.06	161	161	4	157	3	45	1451.0	1428	710	655	165	53	640	70	1095	46	9	.259

2002 FINAL STATISTICS

PHILLIES CLUB STATISTICS

	HOME		ROAD		TOTALS	
	W	L	W	L	W	L
VS. ATLANTA	3	6	4	5	7	11
VS. FLORIDA	4	5	5	5	9	10
VS. MONTREAL	5	5	3	6	8	11
VS. NEW YORK	4	6	6	3	10	9
TOTALS VS. EAST	16	22	18	19	34	41
VS. CHICAGO	1	1	3	1	4	2
VS. CINCINNATI	1	2	3	0	4	2
VS. HOUSTON	3	0	0	3	3	3
VS. MILWAUKEE	3	0	2	1	5	1
VS. PITTSBURGH	2	1	0	3	2	4
VS. ST. LOUIS	1	2	3	0	4	2
TOTALS VS. CENTRAL	11	6	11	8	22	14
VS. ARIZONA	2	1	1	3	3	4
VS. COLORADO	3	0	0	3	3	3
VS. LOS ANGELES	2	2	1	2	3	4
VS. SAN DIEGO	1	2	1	2	2	4
VS. SAN FRANCISCO	2	1	1	2	3	3
TOTALS VS. WEST	10	6	4	12	14	18
TOTALS VS. NL	37	34	33	39	70	73
VS. BALTIMORE	1	2	2	1	3	3
VS. CLEVELAND	0	0	2	1	2	1
VS. CHICAGO	1	2	0	0	1	2
VS. DETROIT	0	0	3	0	3	0
VS. MINNESOTA	1	2	0	0	1	2
TOTALS VS. AL	3	6	7	2	10	8
OVERALL TOTALS	40	40	40	41	80	81

	PHI	OPP
DOUBLE PLAYS	156	156
TRIPLE PLAYS	0	1
LEFT ON BASE	1260	1149
GRAND SLAM HR	2	4
HOME RUNS -HOME	79	74
HOME RUNS -ROAD	86	79

	HOME		ROAD		TOTALS	
	W	L	W	L	W	L
SHUTOUTS	6	2	3	1	9	3
SHO -INDIVIDUAL	2	0	1	0	3	0
EXTRA INNINGS	5	4	6	3	11	7
1-RUN DECISIONS	10	11	12	13	22	24
2-RUN DECISIONS	12	8	9	6	21	14
VS. LH STARTERS	7	11	9	9	16	20
VS. RH STARTERS	33	29	31	32	64	61
GRASS FIELDS	0	0	37	35	37	35
ARTIFICIAL FIELDS	40	40	3	6	43	46
DAY GAMES	9	16	15	13	24	29
NIGHT GAMES	31	24	25	28	56	52

DOUBLEHEADERS (HOME)	W-o	L-1	SPLIT-o
DOUBLEHEADERS (ROAD)	W-o	L-o	SPLIT-o

ATTENDANCE			
HOME	1,618,230	(79 DATES)	20,484
ROAD	2,222,297	(81 DATES)	27,436
			AVG

	WON	LOST
STARTERS	50	53
RELIEVERS	30	28
STREAKS	7	6

2002 DETAILED TEAM STATISTICS

TEAM HITTING STATISTICS

	AVG	AB	H	HR	RBI		AVG	AB	H	HR	RBI
HOME	.244	2635	644	79	304	ARI	.291	244	71	10	31
ROAD	.271	2888	784	86	372	ATL	.230	605	139	12	53
DAY	.253	1817	460	45	211	CHI	.245	204	50	5	30
NIGHT	.261	3706	968	120	465	CIN	.284	222	63	3	23
GRASS	.273	2575	703	74	329	COL	.278	198	55	2	24
TURF	.246	2948	725	91	347	FLA	.264	662	175	16	94
1ST HALF	.257	2903	747	86	365	HOU	.212	189	40	6	19
2ND HALF	.260	2620	681	79	311	LA	.273	245	67	10	36
						MIL	.285	193	55	9	33
APR	.261	917	239	21	108	MTL	.259	640	166	29	100
MAY	.259	858	222	28	102	NYM	.280	657	184	19	83
JUN	.252	900	227	28	119	PIT	.227	198	45	6	20
JUL	.255	922	235	31	127	STL	.264	227	60	10	20
AUG	.260	984	256	37	117	SD	.258	236	61	7	24
SEPT	.264	942	249	20	103	SF	.275	189	52	6	25
PH	.220	209	46	5	30	BAL	.236	203	48	7	22
RISP	.237	1471	349	38	504	CWS	.204	103	21	3	8
ON-BASE %	.339					CLE	.250	104	26	1	9
SLUGGING %	.422					DET	.330	112	37	3	18
						MIN	.141	92	13	1	4

TEAM PITCHING STATISTICS

	W-L	ERA	G	IP	ER		W-L	ERA	G	IP	ER
HOME	40-40	3.73	300	736.0	305	ARI	3-4	3.82	29	61.1	26
ROAD	40-41	4.62	311	713.2	366	ATL	7-11	3.96	66	159.0	70
DAY	24-29	3.76	187	476.1	199	CHI	4-2	3.33	24	54.0	20
NIGHT	56-52	4.36	424	973.1	472	CIN	4-2	3.47	23	57.0	22
GRASS	37-35	4.44	279	636.1	314	COL	3-3	4.76	23	51.0	27
TURF	43-46	3.95	332	813.1	357	FLA	9-10	4.02	67	172.1	77
1ST HALF	39-47	4.52	332	764.0	384	HOU	3-3	5.65	26	51.0	32
2ND HALF	41-34	3.77	279	685.2	287	LA	3-4	5.34	27	64.0	38
						MIL	5-1	1.19	17	53.0	7
APR	9-18	5.02	99	236.2	132	MTL	8-11	5.27	74	167.1	98
MAY	12-14	4.35	102	225.1	109	NYM	10-9	5.00	73	171.0	95
JUN	15-11	3.69	102	239.0	98	PIT	2-4	3.46	23	52.0	20
JUL	14-13	4.93	107	243.0	133	STL	4-2	2.14	25	59.0	14
AUG	18-10	3.05	103	262.2	89	SD	2-4	5.13	24	59.2	34
SEPT	12-15	4.07	98	243.0	110	SF	3-3	4.33	20	52.0	25
						BAL	3-3	5.17	25	54.0	31
						CWS	1-2	3.90	13	30.0	13
						CLE	2-1	3.12	11	26.0	9
						DET	3-0	1.33	11	27.0	4
						MIN	1-2	2.79	10	29.0	9

DETAILED HITTING

	AVG	AB	H	2B	3B	HR	RBI		AVG	AB	H	2B	3B	HR	RBI
LEFT	.264	1397	369	84	8	42	165	PITCHERS	.123	285	35	8	0	3	24
RIGHT	.257	4126	1059	241	33	123	511	CATCHERS	.284	585	166	41	2	18	70
								1B	.255	612	156	24	2	18	79
INN 1-3	.263	1838	483	113	16	50	227	2B	.260	642	167	37	7	11	60
INN 4-6	.256	1817	465	108	10	55	220	3B	.273	622	170	36	5	21	91
INN 7-9	.254	1723	438	98	15	55	213	SS	.243	678	165	34	10	13	63
EXTRA INN	.290	145	42	6	0	5	16	LF	.284	613	174	42	2	37	117
1ST BATTER	.254	696	177	42	11	16	61	CF	.242	640	155	32	6	14	51
2ND BATTER	.241	698	168	32	7	12	62	RF	.307	606	186	55	7	23	87
3RD BATTER	.293	614	180	47	5	21	83	DH	.258	31	8	3	0	2	4
4TH BATTER	.276	624	172	48	4	30	115								
5TH BATTER	.291	604	176	37	5	29	94	PH	.220	209	46	13	0	5	30
6TH BATTER	.252	604	152	28	1	21	79	START	.260	5185	1348	304	41	157	635
7TH BATTER	.275	596	164	39	5	18	78	SUB	.237	338	80	21	0	8	41
8TH BATTER	.272	555	151	29	3	10	52								
9TH BATTER	.165	532	88	23	0	8	52								

2002 DETAILED FIELDING STATISTICS

FIRST BASEMEN

	AVG	G	PO	A	E	DP	TP
Giambi	.989	21	169	8	2	16	0
Hollins	1.000	5	37	1	0	3	0
Lee	.996	148	1262	75	6	120	0
Mabry	1.000	1	6	1	0	0	0
Perez	1.000	3	10	0	0	1	0
Pratt	1.000	2	19	1	0	1	0
Valent	.750	1	3	0	1	2	0
TOTALS	.994	181	1506	86	9	143	0

SECOND BASEMEN

	AVG	G	PO	A	E	DP	TP
Anderson	.970	143	272	382	20	90	0
Perez	.994	50	67	90	1	22	0
Punto	1.000	1	1	1	0	1	0
Rollins	.000	1	0	0	0	0	0
TOTALS	.975	195	340	473	21	113	0

THIRD BASEMEN

	AVG	G	PO	A	E	DP	TP
Michaels	.000	1	0	0	2	0	0
Perez	.909	14	5	25	3	0	0
Polanco	.983	53	38	133	3	15	0
Rolen	.973	100	81	206	8	23	0
TOTALS	.968	168	124	364	16	38	0

SHORTSTOPS

	AVG	G	PO	A	E	DP	TP
Perez	1.000	13	30	33	0	11	0
Punto	.500	1	1	0	1	0	0
Rollins	.980	152	226	455	14	90	0
TOTALS	.980	166	257	488	15	101	0

OUTFIELDERS

	AVG	G	PO	A	E	DP	TP
Abreu	.983	154	280	10	5	2	0
Burrell	.979	157	273	8	6	1	0
Byrd	1.000	10	17	0	0	0	0
Giambi	.929	20	26	0	2	0	0
Glanville	1.000	117	220	7	0	4	0
Ledee	1.000	51	97	0	0	0	0
Mabry	1.000	1	1	0	0	0	0
Michaels	1.000	26	22	2	0	0	0
Valent	.000	2	0	0	0	0	0
TOTALS	.987	538	938	27	13	7	0

CATCHERS

	AVG	G	PO	A	E	DP	PB	TP
Estrada	1.000	10	34	2	0	0	1	0
Lieberthal	.993	129	840	56	6	8	7	0
Pratt	1.000	34	239	10	0	3	4	0
TOTALS	.995	173	1113	68	6	11	12	0

PITCHERS

	AVG	G	PO	A	E	DP	TP
Adams	.897	46	11	24	4	1	0
Bottalico	1.000	30	2	3	0	0	0
Coggins	1.000	38	5	8	0	0	0
Cormier	1.000	54	3	14	0	3	0
Duckworth	1.000	30	4	15	0	1	0
Junge	1.000	4	1	2	0	0	0
Mercado	1.000	31	1	3	0	0	0
Mesa	1.000	74	4	16	0	0	0
Myers	1.000	12	6	11	0	2	0
Nickle	.000	4	0	0	0	0	0
Padilla	.977	32	10	32	1	1	0
Perez	.000	1	0	0	0	0	0
Person	1.000	16	4	9	0	0	0
Plesac	1.000	41	0	3	0	0	0
Politte	.000	13	0	0	0	0	0
Roa	1.000	14	2	4	0	1	0
Santiago	1.000	42	3	4	0	0	0
Silva	.958	68	4	19	1	2	0
Timlin	1.000	30	2	4	0	0	0
Wolf	.941	31	9	23	2	2	0
TOTALS	.971	611	71	194	8	13	0

PINCH HITTING

PLAYER	AVG	AB	H	2B	3B	HR	RBI	BB	HP	SLG	OBP
ABREU	.000	3	0	0	0	0	1	0	0	.000	.000
ANDERSON	.000	3	0	0	0	0	0	0	0	.000	.000
BURRELL	.000	1	0	0	0	0	0	2	0	.000	.667
ESTRADA	.000	1	0	0	0	0	0	0	0	.000	.000
GIAMBI	.143	21	3	1	0	1	5	11	0	.333	.438
GLANVILLE	.350	20	7	1	0	0	2	1	0	.400	.381
HOLLINS	.000	5	0	0	0	0	0	0	0	.000	.000
LEDEE	.205	44	9	2	0	3	10	5	0	.455	.286
LEE	.333	12	4	2	0	0	2	1	0	.500	.385
LIEBERTHAL	.000	3	0	0	0	0	0	0	0	.000	.000
MABRY	.313	16	5	0	0	0	2	0	0	.313	.313
MICHAELS	.239	46	11	4	0	1	6	9	0	.391	.364
PEREZ	.222	18	4	3	0	0	2	3	0	.389	.333
PRATT	.000	3	0	0	0	0	0	0	0	.000	.000
PUNTO	.200	5	1	0	0	0	0	0	0	.200	.200
ROLLINS	.000	2	0	0	0	0	0	1	0	.000	.333
VALENT	.400	5	2	0	0	0	0	0	0	.400	.400
WOLF	.000	1	0	0	0	0	0	0	0	.000	.000
TOTALS	.220	209	46	13	0	5	30	33	0	.354	.326

2002 HIGHS & LOWS

TEAM BATTING

Most runs, inning, Phillies: 10 - 6/2 vs MTL (1st)
Most runs, inning, Opposition: 8 - 5/13 at HOU (8th); 7/11 at NYM (8th)
Most runs, game, Phillies: 18 - 6/2 vs MTL
Most runs, game, Opposition: 17 - 5/13 at HOU
Most hits, inning, Phillies: 7 - 7/15 at MTL (9th)
Most hits, inning, Opposition: 8 - 7/11 at NYM (8th)
Most hits, game, Phillies: 18 - 8/23 at STL (14 inn) ... 17 - 5/17 at ARI; 6/24 at FLA; 8/21 at MIL
Most hits, game, Opposition: 20 - 5/13 at HOU
Most homers, game, Phillies: 4 - 5/31 vs MTL; 6/1 vs MTL; 6/28 at BAL; 7/15 at MTL
Most homers, game, Opposition: 4 - 8/9 at LA
Most stolen bases, game, Phillies: 5 - 6/10 at CLE
Most stolen bases, game, Opposition: 4 - 6/25 at FLA (11 inn) ... 3 - 4/21 at PIT; 6/9 at DET; 7/1 vs NYM
Most singles, game, Phillies: 11 - 5/17 at ARI; 8/11 at LA; 6/25 at FLA (11 inn); 9/21(1) at CIN (10 inn)
Most doubles, game, Phillies: 7 - 8/21 at MIL
Most doubles, game, Opposition: 8 - 5/13 at HOU
Most triples, game, Phillies: 2 - 4/16 at FLA; 5/4 vs COL; 5/7 vs HOU; 6/9 at DET; 7/18 vs CHI; 8/15 vs MIL; 9/5 at MTL; 9/12 vs FLA
Most triples, game, Opposition: 2 - 4/12 vs CIN; 7/7 vs MTL; 9/1 at NYM; 9/28 at FLA; 9/29 at FLA (10 inn)
Most extra-base hits, game, Phillies: 9 - 6/24 at FLA
Most extra-base hits, game, Opposition: 9 - 5/13 at HOU
Most sacrifice flies, Phillies: 2 - 4/23 vs SD; 4/30 at SF; 5/12 vs ARI; 9/28 at FLA; 6/25 at FLA (11 inn)
Most sacrifice hits, Phillies: 4 - 9/3 at MTL (10 inn) ... 3 - 5/28 at NYM
Most walks, game, Phillies: 10 - 6/2 vs MTL; 7/6 vs MTL; 7/7 vs MTL
Most walks, game, Opposition: 10 - 4/29 at SF; 6/26 at FLA ... 13 - 6/18 vs CWS (12 inn)
Most strikeouts, game, Phillies: 15 - 8/6 at SD (16 inn) ... 13 - 8/28 vs MTL
Most strikeouts, game, Opposition: 16 - 9/21(2) at CIN (11 inn) ... 14 - 5/8 vs HOU; 4/10 vs ATL (11 inn); 9/15 vs PIT (10 inn)
Most LOB, game, Phillies: 15 - 8/23 at STL (14 inn) ... 14 - 7/12 at NYM; 8/25 at STL; 9/18 at ATL

INDIVIDUAL BATTING

Most hits, game: 5 - Anderson, 5/17 at ARI; Rollins, 8/11 at LA
Most runs, game: 4 - Rollins, 6/25 at FLA (11 inn) ... 3 - Burrell, 4/23 vs SD & 6/24 at FLA; Michaels, 5/5 vs COL; Anderson, 6/2 vs MTL; Abreu, 4 times, last: 9/5 at MTL; Person, 6/2 vs MTL; Ledee, 6/24 at FLA; Rolan, 4/18 at FLA & 7/7 vs MTL; Glanville, 7/28 at ATL; Lieberthal, 8/10 at LA; Rollins, 8/21 at MIL
Most doubles, game: 2 - Abreu, 8 times, last: 9/21(2) at CIN (11 inn); Rolan, 4/21 at PIT; Rollins, 4/23 vs SD & 6/5 vs FLA; Burrell, 4/24 vs SD; Lieberthal, 4 times, last: 7/28 at ATL; Anderson, 6/7 at DET & 9/4 at MTL; Ledee, 3 times, last: 9/28 at FLA; Giambi, 8/2 vs LA; Lee, 8/21 at MIL & 9/3 at MTL (10 inn); Byrd, 9/14 vs PIT
Most triples, game: 2 - Rollins, 5/4 vs COL; Abreu, 7/18 vs CHI
Most HR, game: 3 - Lieberthal, 8/10 at LA ... 2 - Rolan, 6/1 vs MTL; Person, 6/2 vs MTL; Burrell, 8/9 at LA; Abreu, 9/5 at MTL; Giambi, 5/25 at MTL (10 inn); Lieberthal, 8/3 vs LA (12 inn)
Most extra-base hits, game: 3 - Abreu, 4/5 vs FLA & 9/5 at MTL; Rollins, 5/4 vs COL; Lieberthal, 8/10 at LA

Individual Batting (continued)

Most RBI, game: 7 - Person, 6/2 vs MTL ... 5 - Rolan, 6/1 vs MTL & 6/7 at DET; Burrell, 6/2 vs MTL & 8/9 at LA
Most walks, game: 4 - Abreu, 5/7 vs HOU; Giambi, 6/4 vs FLA and 6/24 at FLA; Ledee, 7/6 vs MTL; Pratt, 7/25 at STL
Most sacrifice hits, game: 2 - Duckworth, 4/5 vs FLA; Roa, 8/21 at MIL; Wolf, 9/5 at MTL; Myers, 9/6 vs NYM
Most sacrifice flies, game: 1 - by many players
Most stolen bases, game: 3 - Rollins, 9/29 at FLA (10 inn) ... 2 - Glanville, 5/7 vs HOU & 6/10 at CLE; Abreu, 3 times, last: 9/27 at FLA; Rollins, 3 times, last: 8/11 at LA
Steal of home: None
Longest hit streak: 17 games - Abreu, 9/5-24
Longest RBI streak: 5 games - Burrell, 6/7-11; Abreu, 9/18-24
Longest run scored streak: 7 games - Rolan, 4/16-23; Abreu, 5/25-6/2 and 6/27-7/3
Longest walk streak: 8 games - Burrell, 7/7-17
Longest stolen base streak: 13 - Glanville, 4/17-8/16
Pinch home runs: Ledee, 5/8 vs HOU, 7/31 vs SF and 8/3 vs LA; Michaels, 6/26 at FLA; Giambi, 9/18 at ATL
Grand slams: 1 - Person, 6/2 vs MTL; Burrell, 8/9 at LA
Inside-the-park home runs: 1 - Glanville, 5/10 vs ARI

INDIVIDUAL PITCHING

Most strikeouts, game, Phillies: 13 - Wolf, 9/21(2) at CIN
Most walks, game, Phillies: 8 - Person, 7/17 vs CHI
Longest walkless streak, Phillies: 29.0 inn - Roa, 7/27-8/27
Fewest hits, game, Phillies (CG): 2 - Padilla, 5/10 vs ARI
Longest winning streak: 6 games - Wolf, 7/26-9/5 ... 5 games - Silva, 5/7-current
Longest losing streak: 4 games - Wolf, 5/24-6/23
Longest consec. scoreless IP streak (starter): 27.0 inn - Wolf, 8/11-9/5
Longest consec. scoreless IP streak (reliever): 20.0 inn - Coggin, 6/29-8/3
Most innings, game, starter: 9.0 inn - Padilla, 5/10 vs ARI; Myers, 8/14 vs MIL; Wolf, 3 times, last: 9/5 at MTL
Most innings, game, relief: 4.2 inn - Junge, 9/24 vs ATL

MISCELLANEOUS TEAM

Longest winning streak: 7 games - 5/3-10
Longest losing streak: 6 games - 4/24-29; 5/13-18; 9/6-10(2)
Longest game, innings: 16.0 inn - 8/6 at SD (5-4 win)
Longest game, time: 5:13 - 8/23 at STL (14.0 inn) ... 4:00 - 6/11 at CLE
Shortest game, time: 2:09 - 8/14 vs MIL
Largest crowd, home: 58,493 - 8/18 vs STL
Largest crowd, road: 51,638 - 4/1 at ATL
Most games above .500: 3 games - 9/1 at NYM (69-66)
Most errors, game: 5 - 7/15 at MTL
Most double plays turned: 4 - 8/23 at STL (14 inn) ... 3 - 4/13 vs CIN; 5/15 at HOU; 5/21 vs NYM; 6/28 at BAL; 7/28 at ATL; 8/4 vs LA; 8/8 at SD; 9/4 at MTL; 9/11 vs FLA; 9/25 vs ATL; 7/13 at NYM (12 inn)
Triple Play, Opposition: 9/3 at MTL (8th)
Largest margin of victory: 15 runs - 6/2 vs MTL (18-3)
Largest margin of defeat: 14 runs - 5/13 at HOU (17-3)
Biggest come-from-behind win: 5 runs - 4/23 vs SD (trailed 5-0, won 8-5); 7/15 at MTL (trailed 8-3, won 11-8)

2002 DAY BY DAY

Game	Date	Day	D/N	Club	W-L	Score	Winner (Record)	Loser (Record)	Home Crowd	Home Date #	Total	Time	Pos.	GA/GB	Record
1	4/1	Mon	D	@ATL	L	7-2	Glavine (1-0)	Person (0-1)	51,638			2:30	5	1	0-1
2	4/3	Wed	N	@ATL	W	3-1	Padilla (1-0)	Millwood (0-1)	23,865			2:46	T1	0	1-1
3	4/4	Thur	N	@ATL	L	11-2	Marquis (1-0)	Adams (0-1)	24,640			2:56	T3	1	1-2
4	4/5	Fri	D	FLA	W	6-2	Duckworth (1-0)	Tavarez (0-1)	50,942	1	50,942	3:43	T1	0	2-2
5	4/6	Sat	D	FLA	L	7-3	V. Nunez (1-0)	Santiago (0-1)	18,574	2	69,516	3:25	T4	1	2-3
6	4/7	Sun	D	FLA	W	3-2 (11)	Politte (1-0)	Looper (0-2)	18,063	3	87,579	3:29	T1	0	3-3
7	4/8	Mon	N	ATL	L	2-1	Millwood (1-1)	Padilla (1-1)	14,461	4	102,040	2:50	T4	1	3-4
8	4/9	Tue	N	ATL	W	7-4	Santiago (1-1)	Marquis (1-1)	13,011	5	115,051	2:29	T2	0.5	4-4
9	4/10	Wed	N	ATL	W	7-5 (11)	Politte (2-0)	Ligtenberg (0-1)	14,519	6	129,570	3:37	2	0.5	4-5
10	4/11	Thur	N	ATL	L	6-2	Glavine (2-0)	Coggins (0-1)	14,088	7	143,658	2:51	T3	0.5	5-5
11	4/12	Fri	N	CIN	L	8-5	Brower (1-0)	Cormier (0-1)	13,333	8	156,991	3:07	4	1.5	5-6
12	4/13	Sat	N	CIN	L	5-2	Hamilton (1-0)	Person (0-2)	15,570	9	172,561	2:51	5	1.5	5-7
13	4/14	Sun	D	CIN	W	3-1	Padilla (2-1)	Dessens (0-3)	19,166	10	191,727	2:35	T4	1.5	6-7
14	4/16	Tues	N	@FLA	L	7-6	Knotts (2-0)	Mesa (0-1)	6,107			3:15	4	3	6-8
15	4/17	Wed	N	@FLA	W	7-5	Cormier (1-1)	Looper (0-3)	6,478			2:59	4	2	7-8
16	4/18	Thur	N	@FLA	L	7-7	V. Nunez (2-0)	Bottalico (0-1)	6,898			3:17	T4	3	7-9
17	4/19	Fri	N	@PIT	L	8-4	Lowe (1-0)	Padilla (2-2)	23,321			2:43	5	3	7-10
18	4/20	Sat	D	@PIT	L	6-5	Villone (2-2)	Adams (0-2)	18,032			3:04	5	3	7-11
19	4/21	Sun	D	@PIT	L	9-3	Wells (3-1)	Duckworth (1-1)	18,749			2:48	5	4	7-12
20	4/23	Tues	N	SD	W	8-5	Wolf (1-0)	DeWitt (0-1)	12,138	11	203,865	2:53	5	4	8-12
21	4/24	Wed	N	SD	L	7-2	Lawrence (3-1)	Person (0-3)	12,250	12	216,115	2:37	5	5	8-13
22	4/25	Thur	D	SD	L	6-4	B.J. Jones (2-1)	Cormier (1-2)	12,249	13	228,364	3:16	5	6	8-14
23	4/26	Fri	N	@COL	L	4-1	Thomson (3-2)	Adams (0-3)	37,551			3:12	5	6	8-15
24	4/27	Sat	D	@COL	L	8-6	Chacon (2-3)	Duckworth (1-2)	38,064			3:22	5	6	8-16
25	4/28	Sun	D	@COL	L	4-2	J. Jennings (2-2)	Wolf (1-1)	40,357			2:45	5	7	8-17
26	4/29	Mon	N	@SF	L	8-5	Worrell (2-0)	Cormier (1-3)	35,136			3:33	5	7.5	8-18
27	4/30	Tues	N	@SF	W	8-2	Padilla (3-2)	Hernandez (4-2)	34,918			2:35	5	7.5	9-18
28	5/1	Wed	D	@SF	L	2-1	F. Rodriguez (1-2)	Bottalico (0-2)	36,304			2:49	5	8.5	9-19
29	5/3	Fri	N	COL	W	3-2	Duckworth (2-1)	Chacon (2-4)	15,257	14	243,621	3:16	5	8	10-19
30	5/4	Sat	N	COL	W	6-5	Mercado (1-0)	White (0-3)	16,205	15	259,826	3:11	5	7	11-19
31	5/5	Sun	D	COL	W	7-4	Padilla (4-2)	Hampton (1-4)	32,411	16	292,237	3:01	5	6	12-19
32	5/7	Tues	N	HOU	W	7-4	Silva (1-0)	Pichardo (0-1)	12,321	17	304,558	3:12	5	5	13-19
33	5/8	Wed	N	HOU	W	5-3	Mesa (1-1)	Cruz (0-3)	13,216	18	317,774	3:13	5	4	14-19
34	5/9	Thur	N	HOU	W	3-1	Wolf (2-1)	Mlicki (3-4)	12,476	19	330,250	2:24	5	4	15-19
35	5/10	Fri	N	ARI	W	4-0	Padilla (5-2)	Helling (3-4)	20,504	20	350,754	2:35	5	4	16-19
36	5/11	Sat	N	ARI	L	6-5	Kim (1-0)	Mesa (1-2)	32,634	21	383,388	3:04	5	4	16-20
37	5/12	Sun	D	ARI	W	3-1	Adams (1-3)	Batista (2-2)	21,114	22	404,502	2:30	5	4	17-20
38	5/13	Mon	N	@HOU	L	17-3	Redding (2-2)	Duckworth (2-3)	27,324			3:00	5	4	17-21
39	5/14	Tues	N	@HOU	L	5-1	Dotel (1-1)	Wolf (2-2)	26,536			2:43	5	5	17-22
40	5/15	Wed	N	@HOU	L	6-2	Hernandez (4-1)	Padilla (5-3)	27,707			2:26	5	5	17-23
41	5/16	Thur	N	@ARI	L	4-2	Johnson (7-1)	Santiago (1-2)	32,348			3:04	5	5	17-24
42	5/17	Fri	N	@ARI	L	12-9	Oropesa (2-0)	Cormier (1-4)	35,877			3:43	5	6	17-25
43	5/18	Sat	N	@ARI	L	5-4	M. Myers (3-1)	Mesa (1-3)	47,357			2:48	5	7	17-26
44	5/19	Sun	D	@ARI	W	4-3	Wolf (3-2)	Parra (0-1)	43,704			2:48	5	6	18-26
45	5/21	Tues	N	NYM	W	4-0	Padilla (6-3)	D'Amico (3-4)	21,090	23	425,592	2:29	5	5	19-26
46	5/22	Wed	N	NYM	W	5-2	Adams (2-3)	Leiter (5-3)	22,640	24	448,232	2:29	5	4	20-26
47	5/23	Thur	D	NYM	L	1-0	Strickland (3-2)	Mesa (1-4)	26,405	25	474,637	2:46	5	5	20-27
48	5/24	Fri	N	@MTL	L	4-1	Ohka (4-3)	Wolf (3-3)	6,091			2:22	5	6	20-28
49	5/25	Sat	N	@MTL	L	13-9 (10)	Tucker (3-0)	Mercado (1-1)	8,370			3:49	5	6	20-29
50	5/26	Sun	D	@MTL	L	6-5	Lloyd (2-2)	Padilla (6-4)	19,015			2:47	5	7	20-30
51	5/28	Tues	N	@NYM	W	5-3	Cormier (2-4)	Trachsel (3-5)	25,939			3:12	5	6.5	21-30
52	5/29	Wed	N	@NYM	L	4-3	Strickland (5-2)	Santiago (1-3)	37,417			2:41	5	6.5	21-31
53	5/31	Fri	N	MTL	L	8-7	Vazquez (3-2)	Duckworth (2-4)	15,455	26	490,092	2:52	5	8	21-32
54	6/1	Sat	N	MTL	W	8-4	Padilla (7-4)	Armas (5-7)	16,601	27	506,693	3:09	5	8	22-32
55	6/2	Sun	D	MTL	W	18-3	Person (1-3)	Reames (0-2)	19,223	28	525,916	3:18	5	7	23-32
56	6/4	Tues	N	FLA	L	5-0	Izquierdo (2-0)	Adams (2-4)	14,942	29	540,858	3:10	5	8	23-33
57	6/5	Wed	N	FLA	L	2-1	Burnett (6-5)	Wolf (3-4)	13,039	30	553,897	2:37	5	9	23-34
58	6/6	Thur	N	FLA	PPD										
58	6/7	Fri	N	@DET	W	11-1	Padilla (8-4)	Weaver (4-8)	25,908			2:29	5	9.5	24-34
59	6/8	Sat	N	@DET	W	2-1	Person (2-3)	D. Patterson (0-2)	32,295			2:20	5	9.5	25-34
60	6/9	Sun	D	@DET	W	7-5	Duckworth (3-4)	Sparks (3-6)	21,714			3:10	5	9.5	26-34
61	6/10	Mon	N	@CLE	W	3-1	Adams (3-4)	Sabathia (5-5)	28,440			2:59	5	8.5	27-34
62	6/11	Tues	N	@CLE	L	5-1	Colon (8-5)	Wolf (3-5)	30,238			2:31	5	9.5	27-35
63	6/12	Wed	N	@CLE	W	7-3	Padilla (9-4)	Paronto (0-1)	35,783			4:00	5	9.5	28-35
64	6/14	Fri	N	BAL	L	7-3	B. Ryan (1-0)	Bottalico (0-3)	16,888	31	570,785	3:19	5	10.5	28-36
65	6/15	Sat	N	BAL	W	4-3 (10)	Cormier (3-4)	Groom (2-2)	20,634	32	591,419	3:13	5	10.5	29-36
66	6/16	Sun	D	BAL	L	4-2	Driskill (4-0)	Adams (3-5)	41,079	33	632,498	3:00	5	10.5	29-37
67	6/18	Tues	N	CWS	L	6-3 (12)	Osuna (1-0)	Coggins (0-2)	17,424	34	649,922	4:16	5	10.5	29-38
68	6/19	Wed	N	CWS	W	4-3	Plesac (1-0)	Biddle (1-1)	21,905	35	671,827	2:49	5	10.5	30-38
69	6/20	Thur	D	CWS	L	6-1	Buehrle (10-5)	Person (2-4)	22,132	36	693,959	2:49	5	11.5	30-39
70	6/21	Fri	N	MIN	W	3-0	Duckworth (4-4)	Lohse (6-5)	17,039	37	710,998	2:24	5	11.5	31-39
71	6/22	Sat	N	MIN	L	4-1 (11)	Hawkins (2-0)	Plesac (1-1)	18,759	38	729,757	3:21	5	12.5	31-40
72	6/23	Sun	D	MIN	L	5-1	Fiore (6-2)	Wolf (3-6)	38,158	39	767,915	2:58	5	13.5	31-41
73	6/24	Mon	N	@FLA	W	15-4	Padilla (10-4)	Tavarez (5-4)	5,465			3:06	5	13.5	32-41
74	6/25	Tues	N	@FLA	L	6-1	Mesa (2-4)	Darensbourg (1-2)	5,355			4:28	5	12.5	33-41
75	6/26	Wed	N	@FLA	L	6-2	Tejera (3-1)	Duckworth (4-5)	6,503			3:13	5	13.5	33-42
76	6/27	Thur	N	@FLA	W	7-3	Adams (4-5)	Olsen (0-5)	6,079			2:37	5	13	34-42
77	6/28	Fri	N	@BAL	W	6-2	Wolf (4-6)	Driskill (5-1)	48,937			2:30	5	13	35-42
78	6/29	Sat	N	@BAL	L	11-1	J. Johnson (3-5)	Padilla (10-5)	48,692			2:40	5	14	35-43
79	6/30	Sun	D	@BAL	W	8-5	Person (3-4)	Bauer (3-4)	43,429			3:44	5	14	36-43

2002 DAY BY DAY

Game	Date	Day	D/N	Club	W-L	Score	Winner (Record)	Losers (Record)	Home Crowd	Home Date #	Total	Time	Pos.	GA/GB	Record
80	7/1	Mon	N	NYM	W	6-3	Duckworth (5-5)	Estes (3-6)	16,422	40	786,337	3:03	5	14	37-43
81	7/2	Tues	N	NYM	L	12-6	Astacio (8-3)	Adams (4-6)	20,826	41	807,163	3:15	5	14	37-44
82	7/3	Wed	N	NYM	W	8-7	Plesac (2-1)	Strickland (6-5)	50,396	42	857,559	3:15	5	13.5	38-44
83	7/4	Thur	D	MTL	L	2-1	Eischen (2-1)	Mesa (2-5)	12,303	43	869,862	2:59	5	15	38-45
84	7/5	Fri	N	MTL	L	8-3	Ohka (8-4)	Person (3-5)	44,143	44	914,005	2:42	5	16	38-46
85	7/6	Sat	N	MTL	L	5-3	Vazquez (6-5)	Duckworth (5-6)	15,228	45	929,233	3:11	5	16	38-47
86	7/7	Sun	D	MTL	W	10-8	Cormier (4-4)	Herges (2-3)	17,393	46	946,626	3:27	5	16	39-47
87	7/11	Thur	N	@NYM	L	9-1	Guthrie (3-0)	Cormier (4-5)	32,026			3:01	5	17	39-48
88	7/12	Fri	N	@NYM	W	9-8	Person (4-5)	D'Amico (4-8)	49,424			3:30	5	17	40-48
89	7/13	Sat	D	@NYM	W	7-6 (12)	Mercado (2-1)	Strickland (6-6)	51,470			4:31	5	16	41-48
90	7/14	Sun	D	@NYM	L	4-2	Astacio (9-3)	Duckworth (5-7)	40,463			2:40	5	16	41-49
91	7/15	Mon	N	@MTL	W	11-8	Coggin (1-2)	Herges (2-4)	11,576			3:40	5	15	42-49
92	7/16	Tues	N	@MTL	W	6-3	Wolf (5-6)	Armas (8-9)	10,325			3:03	5	15	43-49
93	7/17	Wed	N	CHI	W	4-3 (10)	Mesa (3-5)	Fassero (3-6)	23,541	47	970,167	3:24	5	15	44-49
94	7/18	Thur	D	CHI	L	6-4	Clement (8-6)	Padilla (10-6)	27,672	48	997,839	3:06	5	16	44-50
95	7/19	Fri	N	ATL	L	4-1	Moss (5-4)	Duckworth (5-8)	20,422	49	1,018,261	3:05	5	17	44-51
96	7/20	Sat	D	ATL	L	4-3	Marquis (7-5)	Adams (4-7)	23,570	50	1,041,831	2:50	5	18	44-52
97	7/21	Sun	D	ATL	L	2-1	Millwood (9-5)	Wolf (5-7)	25,012	51	1,066,843	2:39	5	19	44-53
98	7/22	Mon	D	@CHI	L	7-6	Farnsworth (3-1)	Mesa (3-6)	29,618			3:09	5	19	44-54
99	7/23	Tues	D	@CHI	W	7-4	Coggin (2-2)	Clement (8-7)	32,770			3:05	5	19	45-54
100	7/24	Wed	D	@CHI	W	4-2	Myers (1-0)	Prior (4-3)	32,697			2:29	5	19	46-54
101	7/25	Thur	D	@CHI	W	6-2	Silva (2-0)	Farnsworth (3-2)	34,565			3:11	5	18.5	47-54
102	7/26	Fri	N	@ATL	W	3-2	Wolf (6-7)	Millwood (9-6)	44,744			3:05	5	17.5	48-54
103	7/27	Sat	D	@ATL	L	5-3	Maddux (10-3)	Roa (0-1)	43,214			3:26	5	18.5	48-55
104	7/28	Sun	D	@ATL	W	7-1	Padilla (11-6)	Glavine (13-6)	31,764			3:15	5	17.5	49-55
105	7/30	Tues	N	SF	L	10-3	Rueter (9-6)	Myers (1-1)	27,330	52	1,094,173	2:55	5	18.5	49-56
106	7/31	Wed	N	SF	W	8-6	Timlin (2-3)	Brohawn (0-1)	22,595	53	1,116,768	3:05	5	18.5	50-56
107	8/1	Thur	N	SF	W	2-1	Wolf (7-7)	Ortiz (7-8)	20,380	54	1,137,148	2:47	5	18.5	51-56
108	8/2	Fri	N	LA	W	3-1	Silva (3-0)	Quattrini (2-4)	17,076	55	1,154,224	2:31	5	18.5	52-56
109	8/3	Sat	D	LA	L	8-6 (12)	Gagne (1-0)	Coggin (2-3)	23,506	56	1,177,730	4:08	5	19.5	52-57
110	8/4	Sun	D	LA	L	4-3	Daal (9-6)	Myers (1-2)	28,186	57	1,205,916	2:40	5	20.5	52-58
111	8/5	Mon	D	LA	W	7-5	Timlin (3-3)	Shuey (0-1)	20,259	58	1,226,175	2:56	5	20	53-58
112	8/6	Tues	N	@SD	W	5-4 (16)	Cormier (5-5)	B.J. Jones (7-6)	17,519			4:51	5	20	54-58
113	8/7	Wed	N	@SD	L	5-2	Peavy (3-4)	Padilla (11-7)	18,583			2:36	5	20	54-59
114	8/8	Thur	N	@SD	L	7-4	Davey (1-0)	Adams (4-8)	22,076			2:55	5	21	54-60
115	8/9	Fri	N	@LA	L	7-6	Shuey (1-1)	Timlin (3-4)	40,688			2:25	5	22	54-61
116	8/10	Sat	N	@LA	L	10-8	Quattrini (3-4)	Cormier (5-6)	48,321			3:31	5	22	54-62
117	8/11	Sun	D	@LA	W	6-3	Timlin (4-4)	Shuey (1-2)	38,537			2:50	5	22	55-62
118	8/13	Tues	N	MIL	W	3-1	Padilla (12-7)	Rusch (6-12)	14,046	59	1,240,221	2:28	4	21	56-62
119	8/14	Wed	N	MIL	W	4-1	Myers (2-2)	Wright (4-12)	14,509	60	1,254,730	2:09	4	21	57-62
120	8/15	Thur	N	MIL	W	5-0	Roa (1-1)	Quevedo (6-11)	14,288	61	1,269,018	2:27	T3	20.5	58-62
121	8/16	Fri	N	STL	W	4-0	Wolf (8-7)	Finley (3-3)	31,117	62	1,300,135	2:30	3	20.5	59-62
122	8/17	Sat	D	STL	L	5-1	Simontacchi (9-4)	Coggin (2-4)	20,242	63	1,320,377	2:55	T3	21	59-63
123	8/18	Sun	D	STL	L	5-1	Morris (15-7)	Padilla (12-8)	58,493	64	1,378,870	2:32	4	20.5	59-64
124	8/20	Tues	N	@MIL	L	2-1	Wright (5-12)	Myers (2-3)	24,082			3:01	4	21	59-65
125	8/21	Wed	N	@MIL	W	13-3	Roa (2-1)	Sheets (7-15)	21,250			2:50	4	21	60-65
126	8/22	Thur	N	@MIL	W	7-0	Wolf (9-7)	Osting (0-1)	18,150			2:43	3	20	61-65
127	8/23	Fri	N	@STL	W	5-4 (14)	Adams (5-8)	Joseph (0-1)	35,724			5:13	3	19	62-65
128	8/24	Sat	N	@STL	W	4-0	Padilla (13-8)	An. Benes (3-4)	41,033			3:04	3	18	63-65
129	8/25	Sun	D	@STL	W	5-3	Silva (4-0)	Isringhausen (2-2)	31,850			3:23	3	18	64-65
130	8/27	Tues	N	MTL	W	4-2	Roa (3-1)	Yoshii (4-6)	16,126	65	1,394,996	2:49	2	18	65-65
131	8/28	Wed	N	MTL	L	6-3	Ohka (12-6)	Coggin (2-5)	13,821	66	1,408,817	3:01	3	18	65-66
132	8/29	Thur	N	MTL	W	2-1	Duckworth (6-8)	Colon (7-3)	14,268	67	1,423,085	2:26	2	17	66-66
133	8/30	Fri	N	@NYM	W	7-5	Padilla (14-8)	Astacio (11-8)	30,976			3:06	2	17	67-66
134	8/31	Sat	D	@NYM	W	1-0	Wolf (10-7)	Trachsel (8-10)	30,733			2:46	2	17	68-66
135	9/1	Sun	D	@NYM	W	9-5	Myers (3-3)	Leiter (11-11)	28,781			3:04	2	17	69-66
136	9/2	Mon	N	@MTL	L	5-1	Ohka (13-6)	Roa (3-2)	5,723			2:45	2	18	69-67
137	9/3	Tues	N	@MTL	L	7-6	Eischen (4-1)	Adams (5-9)	3,879			2:59	2	18	69-68
138	9/4	Wed	N	@MTL	L	8-5	Armas (9-12)	Padilla (14-9)	4,379			2:58	2	19	69-69
139	9/5	Thur	N	@MTL	W	4-1	Wolf (11-7)	Vazquez (8-13)	2,134			2:17	2	18.5	70-69
140	9/6	Fri	N	NYM	L	7-2	Leiter (12-11)	Myers (3-4)	16,335	68	1,439,420	3:02	2	19.5	70-70
141	9/7	Sat	D	NYM	L	5-4	Walker (1-0)	Roa (3-3)	21,747	69	1,461,167	3:14	2	20.5	70-71
142	9/8	Sun	D	NYM	L	11-3	Thomson (9-11)	Duckworth (6-9)	20,047	70	1,481,214	3:08	2	20.5	70-72
143	9/9	Mon	N	NYM	L	6-4	D'Amico (6-10)	Timlin (4-5)	13,514	71	1,494,728	3:16	2	21	70-73
144	9/10	Tues	TWN	FLA	L	6-4	Lloyd (4-4)	Wolf (11-8)				2:54			70-74
145				FLA	L	2-1	Wayne (1-1)	Padilla (14-10)	14,345	72	1,509,073	2:43	4	22.5	70-75
146	9/11	Wed	N	FLA	W	9-2	Myers (4-4)	Penny (6-6)	12,274	73	1,521,347	2:47	T3	22	71-75
147	9/12	Thur	N	FLA	W	6-1	Roa (4-3)	Tejera (8-8)	13,167	74	1,534,514	2:31	2	21.5	72-75
148	9/13	Fri	N	PIT	L	5-3	Beimel (2-5)	Timlin (4-6)	13,718	75	1,548,232	2:57	T3	21.5	72-76
149	9/14	Sat	N	PIT	W	4-1	Junge (1-0)	Meadows (1-6)	16,621	76	1,564,853	2:38	T2	21.5	73-76
150	9/15	Sun	D	PIT	W	1-0 (10)	Mesa (4-6)	Sauerbeck (3-3)	23,054	77	1,587,907	2:53	T2	21.5	74-76
151	9/17	Tues	N	@ATL	L	2-1	Maddux (14-6)	Padilla (14-11)	23,082			2:39	3	22	74-77
152	9/18	Wed	N	@ATL	W	6-5	Silva (5-0)	Lightenberg (3-4)	20,356			3:26	3	21	75-77
153	9/19	Thur	N	@ATL	L	6-0	Glavine (18-10)	Roa (4-4)	23,482			2:24	3	22	75-78
154	9/20	Fri	N	@CIN	PPD										
154	9/21	Sat	D	@CIN	W	5-3 (10)	Adams (6-9)	Williamson (3-4)	36,940			3:32			76-78
155			N	@CIN	W	5-4 (11)	Adams (7-9)	Hamilton (4-10)	40,804			3:41	3	20	77-78
156	9/22	Sun	D	@CIN	W	4-3	Duckworth (7-9)	Rijo (5-4)	40,964			3:00	3	20	78-78
157	9/24	Tues	N	ATL	W	5-3	Junge (2-0)	Glavine (18-11)	15,807	78	1,603,714	3:04	T2	19	79-78
158	9/25	Wed	N	ATL	L	7-1	Moss (12-6)	Myers (4-5)	14,516	79	1,618,230	2:48	T2	20	79-79
159	9/26	Thur	N		CNC										
159	9/27	Fri	N	@FLA	L	5-2	Knotts (3-1)	Wolf (11-9)	8,689			2:54	3	21.5	79-80
160	9/28	Sat	N	@FLA	W	9-3	Duckworth (8-9)	Wayne (2-3)	11,746			3:09	3	21.5	80-80
161	9/29	Sun	D	@FLA	L	4-3 (10)	Looper (2-5)	Mercado (2-2)	28,599			3:15	3	21.5	80-81

2002 TRANSACTIONS

MARCH

- 3/25 Randy Wolf (lhp) placed on the 15-day DL with left elbow tendinitis.
- 3/26 Tomas Perez (inf) placed on the 15-day DL with a left knee MCL sprain.
- 3/28 Reggie Taylor (of) traded to the Cincinnati Reds for a player to be named later.
- 3/29 Kevin Jordan (inf) unconditionally released.
- 3/30 Nelson Figueroa (rhp) designated for assignment; claimed on waivers by Milwaukee, 4/2.
- 3/30 Dave Hollins (inf) contract purchased.
- 3/30 John Mabry (inf) contract purchased.
- 3/30 Hector Mercado (lhp) acquired from the Cincinnati Reds as player to be named later in Taylor trade.
- 3/30 Todd Pratt (c) contract purchased.
- 3/30 Nick Punto (inf) recalled from AAA Scranton/Wilkes-Barre.
- 3/30 Turk Wendell (rhp) placed on the 60-day DL with right elbow medial epicondylitis.

APRIL

- 4/12 Dave Hollins (inf) placed on the 15-day DL with left knee infection.
- 4/12 Randy Wolf (lhp) reinstated from the 15-day DL.
- 4/13 Hector Mercado (lhp) optioned to AAA Scranton/Wilkes-Barre.
- 4/13 Jason Michaels (of) recalled from AAA Scranton/Wilkes-Barre.
- 4/15 Nick Punto (inf) optioned to AAA Scranton/Wilkes-Barre.
- 4/16 Tomas Perez (inf) reinstated from the 15-day DL.
- 4/30 Robert Person (rhp) placed on the 15-day DL with a strained right elbow.

MAY

- 5/4 Hector Mercado (lhp) recalled from AAA Scranton/Wilkes-Barre.
- 5/22 John Mabry (of) traded to the Oakland Athletics in exchange for Jeremy Giambi (of).
- 5/26 Cliff Politte (rhp) traded to the Toronto Blue Jays in exchange for Dan Plesac (lhp).
- 5/27 Carlos Silva (rhp) placed on the 15-day DL with a right medial knee sprain.

JUNE

- 6/2 Robert Person (rhp) reinstated from the 15-day DL.
- 6/14 Carlos Silva (rhp) reinstated from the 15-day DL.
- 6/14 Hector Mercado (lhp) optioned to AAA Scranton/Wilkes-Barre.
- 6/23 Ricky Bottalico (rhp) placed on the 15-day DL with a strained right shoulder.
- 6/23 Doug Nickle (rhp) recalled from AAA Scranton/Wilkes-Barre.

JULY

- 7/3 Hector Mercado (lhp) recalled from AAA Scranton/Wilkes-Barre.
- 7/3 Doug Nickle (rhp) optioned to AAA Scranton/Wilkes-Barre.
- 7/10 Jose Santiago (rhp) outrighted to AAA Scranton/Wilkes-Barre.
- 7/11 Joe Roa (rhp) contract purchased from AAA Scranton/Wilkes-Barre.
- 7/23 Robert Person (rhp) placed on the 15-day DL with right shoulder inflammation.
- 7/24 Ricky Bottalico (rhp) transferred to the 60-day DL.
- 7/24 Brett Myers (rhp) contract purchased from AAA Scranton/Wilkes-Barre.
- 7/29 Scott Rolen (inf) traded to the St. Louis Cardinals with Doug Nickle (SWB rhp) and cash in exchange for Placido Polanco (inf), Mike Timlin (rhp) and Bud Smith (lhp).
- 7/30 Hector Mercado (lhp) optioned to AAA Scranton/Wilkes-Barre.
- 7/30 Dave Hollins (inf) transferred to the 60-day DL.
- 7/30 Bud Smith (lhp) optioned to AAA Scranton/Wilkes-Barre.

SEPTEMBER

- 9/1 Dave Hollins (inf) reinstated from the 60-day DL.
- 9/1 Hector Mercado (lhp) recalled from AAA Scranton/Wilkes-Barre.
- 9/6 Jose Santiago (rhp) contract purchased from AAA Scranton/Wilkes-Barre.
- 9/6 Robert Person (rhp) transferred to the 60-day DL.
- 9/7 Marlon Byrd (of) recalled from AAA Scranton/Wilkes-Barre.
- 9/7 Johnny Estrada (c) recalled from AAA Scranton/Wilkes-Barre.
- 9/7 Nick Punto (inf) recalled from AAA Scranton/Wilkes-Barre.
- 9/7 Eric Valent (of) recalled from AAA Scranton/Wilkes-Barre.
- 9/10 Eric Junge (rhp) recalled from AAA Scranton/Wilkes-Barre.

2002 STARTERS BY POSITION

C - LIEBERTHAL (126), PRATT (32), ESTRADA (3).
 1B - LEE (130), GIAMBI (21), HOLLINS (5), PEREZ (2), PRATT (2), MABRY (1).
 2B - ANDERSON (140), PEREZ (21).
 3B - ROLAN (100), POLANCO (52), PEREZ (9).
 SS - ROLLINS (149), PEREZ (12).

LF - BURRELL (154), LEDEE (5), GIAMBI (2).
 CF - GLANVILLE (95), LEDEE (35), ABREU (17), BYRD (8), MICHAELS (6).
 RF - ABREU (136), GIAMBI (17), MICHAELS (4), LEDEE (2), MABRY (1), BYRD (1).
 DH - GIAMBI (8), MICHAELS (1).



Ryan Madson



Chase Utley

2002 PAUL OWENS AWARD WINNERS

SCOUTING & PLAYER DEVELOPMENT

2002 Minor League Notes.....	138
2002 Minor League Review	148-157
Department Personnel	136
Player Development Staff	139-140
Minor League Affiliates.....	141-147
Minor League Players and Stats.....	158-194
Scouting Staff.....	136-137

SCOUTING & PLAYER DEVELOPMENT

DEPARTMENT PERSONNEL

Mike Arbuckle
Marti Wolever
Steve Noworyta
Sal Artiaga
Jay McLaughlin
Rob Holiday
Mike Ondo

Assistant General Manager, Scouting & Player Development
Director, Scouting
Director, Minor League Operations
Director, Latin American Operations
Computer Analysis
Assistant to the Director, Scouting & Player Development
Administrative Assistant, Scouting & Player Development

SCOUTING STAFF



Jim Fregosi, Jr.
Scouting
Coordinator



Mike Ledna
Scouting
Coordinator



Sal Agostinelli
International
Supervisor



Dean Decillis
East Regional
Supervisor



Brian Kohlscheen
Central Regional
Supervisor



Billy Moore
West Regional
Supervisor



Sonny Bowers
Professional
Coverage



Ron Hansen
Professional
Coverage



Dean Jongewaard
Professional
Coverage



Larry Rojas
Latin Liaison/
Professional
Coverage



Del Unser
Professional
Coverage

SCOUTING STAFF



Dick Lawlor
Special
Assignment
Scout



Darrell Conner
NV, Southern CA



Tomas Herrera
Mexico



Tim Kissner
ID, MT, OR, WA



Jerry Lafferty
IA, MN, MO,
ND, NE, SD



Allan Lewis
Central America,
Panama



Matt Lundin
Southern CA



Miguel Machado
Puerto Rico,
Southern FL



Jesus Mendez
Venezuela



Paul Murphy
DE, MD, VA,
DC, WV



Dave Owen
TX



Scott Ramsay
Northern CA



Gene Schall
OH, PA,
NY, NJ



Paul Scott
AK, KS, OK,
Northern TX



Mike Stauffer
AL, LA,
MS, TN



Bob Szymkowski
IL, IN, KY, MI, WI



Roy Tanner
NC, SC



Wil Tejada
Dominican
Republic

Not Pictured: Therron Brockish (AZ, CO, NM, UT)
Chip Lawrence (GA, Northern FL)

2002 MINOR LEAGUE NOTES

WINNING WAYS CONTINUE

For the sixth consecutive season (and seventh in last eight), the Phillies minor league teams combined for a winning record (366-331) and their .525 winning percentage was second-best over that span (.567 in 2000).

BACK TO THE PLAYOFFS

For the fourth straight season, and fifth overall, Scranton qualified for the IL playoffs after posting the best record in triple-A baseball (91-53) and the second-most wins in all of minor league ball (AA Akron had 93). They clinched their third division title (first since 1999) and also became just the third IL team to win 90 games since 1963, joining the 1992 Columbus team (95) and the 2001 Buffalo team (91).

PITCHING IN

Of the Phillies' six minor league affiliates, four of them finished in the top three for ERA in their respective leagues and all of them posted team ERAs under 4.00. Triple-A Scranton/Wilkes-Barre led all triple-A teams with a 3.27 ERA, marking the third straight season that Scranton has led the International League. The rookie-level Phillies led the Gulf Coast League with a 2.44 ERA. The GCL Phils also led all short-season teams with 13 shutouts, which ranked tied for eighth in all of minor league baseball. However, every team ahead of them played anywhere from 133 to 144 games, while the Phillies played just 60 games. Their 22% shutout rate was easily the best in all of minor league baseball. Double-A Reading (3.80, Eastern League) and single-A Lakewood (3.42, South Atlantic League) each ranked third in their respective leagues. Single-A Batavia (3.41) tied for sixth in the New York-Penn League and single-A Clearwater (3.93) ranked seventh in the Florida State League.

ALL-STAR DÉJÀ VU

For the second consecutive season, Phillies minor league pitchers were selected to start the Triple-A and Double-A All-Star Games. Joe Roa was scheduled to start for the International League, but did not due to his call-up to the major leagues just three days before the game. Ryan Madson started for the Double-A National League squad. Last season, Brandon Duckworth started the Triple-A game and Carlos Silva started the Double-A game.

IN LEAGUES OF THEIR OWN

The Phillies boasted the top pitcher in the International, Eastern and Florida State Leagues. Joe Roa (14-0, 1.86 ERA) won the IL Most Valuable Pitcher award, marking the second straight season a Phillies minor leaguer took home the honor (Brandon Duckworth was last year's selection). Ryan Madson (16-4, 3.20 ERA) and Taylor Buchholz (10-6, 3.29 ERA) both won Pitcher of the Year honors in the EL and FSL, respectively.

PACKING 'EM IN

For the second time in as many years, Lakewood led the South Atlantic League in attendance with 466,474 fans and in average attendance with 6,860. In Reading, the R-Phils led the Eastern League in attendance for the first time since 1993 by drawing 486,570 – the 14th time the franchise has broken its own record and first time it had a per game average of over 7,000. The club needs 66,271 fans in 2003 to reach the 8-million fan mark.

RED (HOT) BARONS

Scranton/Wilkes-Barre led the International League with 705 runs, becoming the only team in the league to top 700 runs. Their .269 team batting average was tied for fifth-best in the league and their 77% stolen base percentage (109-for-142) was the best in the IL. Their 277 doubles were the fifth-most in the league.

THEY'RE NUMBER ONE

When Brett Myers made his major league debut on July 24 at Chicago, he became the seventh consecutive Phillies first-round draft pick to make it to the big leagues. He joined Wayne Gomes (1993), Carlton Loewer ('94), Reggie Taylor ('95), Adam Eaton ('96), J.D. Drew ('97) and Pat Burrell ('98). Each player was drafted by Mike Arbuckle, the club's Assistant General Manager for Scouting and Player Development.

IF THE RIGHT HAND DOESN'T GET YOU, THE LEFT WILL

Righthander Ryan Madson (16) and lefthander Greg Kubes (13) combined for 29 wins, tied for the most among teammates in minor league baseball. The only other team with two pitchers combining for 29 wins was West Michigan of the single-A Midwest League. The Reading duo gave the club two pitchers in the top five in wins in the Eastern League for the first time since the 1995 Championship season when Mike Grace (13) and Blake Doolan (11) did it.

COORDINATORS



BILL DANCY - Field Coordinator

Born: 11/10/51 in St. Augustine, FL ... **Resides:** Clearwater, FL ... Former infielder. This season will mark his 27th with the Phillies; only two years out of organization were when he managed the Richmond Braves (AAA), 1996-97. He played 6 years of pro ball in the Phillies minor league system from 1973-78. Began his managerial career with the Phillies the next year at Spartanburg. Managed Peninsula, 1980-82; Reading, 1983-84, 1988, 1994-95; Portland, 1985-86; Maine, 1987; Scranton, 1989-91; Clearwater, 1992-93, 1998-99. Named Eastern League Manager of the Year in 1983 by *The Sporting News* after leading Reading to the best record in club history (96-44). Named Top Managing Prospect in the Florida State League by *Baseball America* in 1992 and 1993. Led teams to championships three times: Peninsula in 1980, Clearwater in 1983 (first ever) and Reading in 1995. Has a career managerial record of 1,518-1,414. Left the managing ranks to become Infield Coordinator in 2000 and Field Coordinator in 2001.

GORMAN HEIMUELLER - Pitching Coordinator

Born: 9/24/55 in Los Angeles, CA ... **Resides:** Riverton, UT ... Former pitcher. Pitched 14 years of pro ball, including parts of two in the majors with the A's (1983-84). Spent 10 years coaching in the Twins organization for Visalia (A, 1987-89); Orlando (AA, 1990); Portland (AAA, 1991-94); and New Britain (AA, 1995-96). Moved to Dodgers organization as pitching coach for Vero Beach (A, 1997-98). Joined the Phillies in 1999 as Reading's pitching coach, moved to Scranton in 2000, returned to Reading in 2001 and has been the Pitching Coordinator since 2002.



DON LONG - Hitting Coordinator

Born: 3/17/62 in Bremerton, WA ... **Resides:** Edmonds, WA ... Former shortstop. Played pro ball for three years in the Giants organization (1983-85). Served as head coach at Seattle University, 1985-86. Began professional coaching career with first of 12 seasons in the Angels organization in 1987 at Quad City. Managed Bend (A), 1988-89. Led Quad City to Midwest League Championship in 1990, with an 81-59 record, and was named Manager of the Year. Managed four seasons at Midland (AA), earning Texas League Manager of the Year honors in 1991, when he led the club to a first place finish. Managed Vancouver (AAA), 1994-96, earning Pacific Coast League Manager of the Year honors in 1995. Managed Lake Elsinore (A) in 1997 and Midland again in 1998. Joined the Phillies organization in 1999 as Roving Hitting Instructor, title revised to Hitting Coordinator in 2000.

RON OESTER - Defensive Coordinator

Born: 5/5/56 in Cincinnati, OH ... **Resides:** Cincinnati, OH ... Former infielder. 2003 will be his 29th season in professional baseball. Spent 26 of the first 28 seasons with the Reds organization. Drafted by the Reds in June, 1974 free agent draft and played for the team from 1978-90. Hit .265 as one of baseball's premiere defensive second basemen. Following his retirement, was a roving infield instructor for the organization in 1991. Became manager of double-A Chattanooga in June 1992 and managed the Lookouts to a 37-27 record and the Southern League's Western Division second-half title. Was the Reds' first base coach in 1993 under manager Tony Perez before returning to the minor leagues from 1994-95 as a roving minor league instructor. Left the Reds to join the Tigers as first base coach in 1996 under manager Buddy Bell. Returned to the Reds following the 1996 season and served as infield coach for 1997, first base coach in 1998 and third base coach the last three seasons. Joined the Phillies organization, 11/1/01, as Infield Coordinator.



MILT THOMPSON - Outfield/Baserunning Coordinator

Born: 1/5/59 in Washington, DC ... **Resides:** Williamstown, NJ ... Former outfielder. Played 18 years of pro ball with over 11 years in the big leagues with the Braves, Phillies (1986-88; 1993-94), Cardinals, Astros, Dodgers and Rockies. Only post-season experience came with the Phillies in 1993. Made his coaching debut with Reading in 1998 and coached until the beginning of 2000 season. Took 2000 off and returned to the organization as roving Outfield/Baserunning Coordinator in 2001.

MICK BILLMEYER - Catching Coordinator

Born: 4/24/64 in Funkstown, MD ... **Resides:** Hagerstown, MD ... Former catcher. Played in the Orioles (1985-88, 93), Rangers (1988-89) and Angels (1990-92) organizations. Played for Independent League Rochester Aces in 1993. Hit .250 with 29 HR, 210 RBI in 537 minor league games. Released from Rockies organization in spring, 1994. Angels' Bullpen/Workout Coordinator, 1994-99. Appeared as a pinch-hitter in Hall of Fame Game, 8/5/96 (2-run HR). Joined the Phillies as Catching Coordinator in 2000.



SUPPORT STAFF



PAT SANDORA - Minor League Conditioning Coordinator

Born: 4/24/73 in Newcastle, PA ... **Resides:** Clearwater, FL ... 1996 graduate of West Virginia University with a degree in Physical Education. Earned a master's degree in Athletic Coaching, emphasizing Strength and Conditioning from West Virginia in 1997. Taught Physical Education, Health and Strength Conditioning at Ruffin High School (SC) for a semester in 1997. Joined the Rangers in 1998 as minor league strength coach for Savannah. Was a graduate assistant at Miami University of Ohio in 1998. Coached again for the Rangers in 1998 this time for Tulsa. Is a member of National Strength and Conditioning Association (NSCA) and a Certified Strength and Conditioning Specialist (CSCS). Joined the Phillies as Minor League Conditioning Coordinator in 2000.

SCOTT SHERIDAN - Coordinator, Minor League Athletic Trainers

Born: 10/29/69 in Seaford, DE ... **Resides:** West Chester, PA ... 2003 will be his first season with Phillies. Graduate of Neumann College and West Chester University. Has a Bachelor of Science Degree in Athletic Training and his master's in Physical Therapy. Worked as a physical therapist at Physiotherapy Associates in West Chester and as a physical therapist consultant for Independence Blue Cross/Blue Shield. Served as a member of adjunct faculty and was a lab instructor for Neumann College.



JOHNNY PODRES - Pitching Instructor (part-time)

Born: 9/30/32 in Witherbee, NY ... **Resides:** Queensbury, NY ... Former pitcher. Spent 15 years in the majors (1953-55; 57-67; 69), including 13 years with the Dodgers. Also played for the Tigers and Padres. Compiled a 148-116 record with a 3.67 ERA. Appeared in four World Series and was named Outstanding Player of the 1955 Series vs the Yankees. Also appeared in two All-Star Games. Was pitching coach for the Padres, 1970-73. Moved to the Red Sox organization where he coached in the minors, 1975-79, before joining the major league staff in 1980. Was pitching coach for the Twins, 1981-85. Re-joined the Dodgers where he was minor league pitching instructor (1986-87), then pitching coach at Kissimmee (1988-89) and finally roving pitching instructor (1990). Joined the Phillies as pitching coach in 1991 and remained in that position through the 1996 season. Has been a part-time pitching instructor in the Phillies organization since 1997.

MIKE SCHMIDT - Hitting Instructor (part-time)

Born: 9/27/49 in Dayton, OH ... **Resides:** Jupiter, FL ... Former third baseman. Played his entire 18-year career with the Phillies (1972-89) establishing himself as the greatest overall third baseman in the game. Led NL in homers a record eight times; RBI, four times; slugging percentage, five times and on-base percentage, three times. Ranks 9th on the all-time home run list entering the 2003 season. Holds career records for a third baseman in home runs (509), RBI and extra-base hits. Also holds the major league record for homers in a season for a third baseman, 48, in 1980. Won six Silver Sluggers for offensive excellence at his position. Retired in 1989 and in 1995 became the 26th player elected to the Hall of Fame on the first ballot. Re-joined the Phillies during 2002 spring training as a special hitting instructor and remained with the organization in that capacity. Joins the club several times during the season at home and on the road.



ANDY SEMINICK - Catching Instructor (part-time)

Born: 9/12/20 in Pierce, WV ... **Resides:** Melbourne, FL ... Former catcher. Spent 11 of 14 major league seasons with Phillies (1943-51, 55-57); other three with Cincinnati. Represented Phillies in 1949 All-Star Game and was part of 1950 NL Championship "Whiz Kids" team. Served as a coach on Phillies staff from 1957-58 and again from 1967-69. Managed several teams in Phils minor league system from 1959-66, including Elmira, Des Moines, Williamsport, Miami, Chattanooga and Macon before moving to a scouting and roving instructor role in 1972 until 1986. In recent years, has helped out in fund raising for athletic scholarships for the Florida Institute of Technology.

MINOR LEAGUE AFFILIATES

SCRANTON/WILKES-BARRE RED BARONS

International League (AAA)

General Manager: Rick Muntean

Lackawanna County Stadium
235 Montage Mountain Road
Moosic, PA 18507

P.O. Box 3449
Scranton, PA 18505
(570) 963-6556



Marc Bombard
Manager



Jerry Martin
Coach



Mike Mason
Pitching Coach



Craig Strobel
Athletic Trainer

MARC BOMBARD - Manager

Born: 11/15/49 in Baltimore, MD ... **Resides:** Tampa, FL ... Former pitcher. Pitched in the Reds organization from 1971-77, had a 39-39 record with a 2.72 ERA in 152 games. Player/coach at Tampa from 1974-77. Reds minor league roving pitching instructor, 1977-81. Managed in the Reds organization from 1982-88. Led Billings to Pioneer League championship in 1983 and Cedar Rapids to Midwest League championship in 1988. Spent 1989 in the Brewers organization. Managed in Pirates system from 1990-92, leading Buffalo to a first place finish in 1992. Returned to the Reds system, managing at Indianapolis from 1993-95. Posted best record in AAA baseball in both 1994 and 1995. Led Indians to American Association title in 1994 and a first place finish in 1995. Named Manager of the Year by the American Association in 1994; Minor League Manager of the Year by *Baseball America* and Triple-A Manager of the Year by *USA Today Baseball Weekly* in 1995. Coached third base for the Reds in 1996, first coaching position in the majors. 2003 will mark his seventh season as manager of the Red Barons. In his seven seasons with the club, he has led them to the post-season five times, including the past four straight. Was named Minor League Manager of the Year for 2002 by *USA Today* after the Red Barons won a franchise-record 91 games, the most in triple-A baseball; also named International League Manager of the Year. Selected as a coach for 2002 All-Star Futures Game. Also managed Zulia in Venezuela winter league in 1998. Is the winningest active manager in the minor leagues with 1,414 wins.

JERRY MARTIN - Coach

Born: 5/11/49 in Columbia, SC ... **Resides:** Columbia, SC ... Former outfielder. Played from 1971-84, including 11 years of major league ball. Played for Phillies in part of 1974-1978, including three LCS. Also played for the Cubs, Giants, Royals and Mets from 1979-84. Played for Orlando in the Senior Baseball League in 1989. Phillies coach for Martinsville, 1990. Was Roving Hitting Instructor, 1991-98. Returned to coaching with Piedmont, 1999-2000. Entering his third season as coach for Scranton.

MIKE MASON - Pitching Coach

Born: 11/21/58 ... **Resides:** Chanhassen, MN ... Former pitcher. Pitched in the major leagues for seven seasons (1982-88) with the Rangers, Cubs and Twins and posted a 29-39 record with a 4.53 ERA. After retiring, spent 10 seasons as a pitching coach in the Royals minor league system for Memphis, Appleton, Springfield, Lansing and Wichita; then spent two seasons as Royals minor league pitching instructor. Last season was his first with the Phillies organization as Scranton's pitching coach. Will remain with the Red Barons for 2003.

CRAIG STROBEL - Athletic Trainer

Born: 7/18/61 ... **Resides:** Newport Richey, FL ... Entering his 15th season with the Phillies organization ... Formerly minor league athletic trainer for Hagerstown Suns (Baltimore) from 1984-88.



MINOR LEAGUE AFFILIATES

READING PHILLIES

Eastern League (AA)

General Manager: Chuck Domino

FirstEnergy Stadium
Centre Avenue
Reading, PA 19605

P.O. Box 15050
Reading, PA 19612
(610) 375-8469



Greg Legg
Manager



John Morris
Coach



Rod Nichols
Pitching Coach



Brian Cammorata
Athletic Trainer

GREG LEGG - Manager

Born: 4/21/60 in San Jose, CA ... **Resides:** Archbald, PA ... Former infielder. Has been in the Phillies organization since being drafted by them in 1982. Made it to the majors in 1986 and 1987, appearing in three games. Began coaching career with Clearwater in 1994 and was activated to fill in for injured Kevin Jordan (broken leg) at Scranton. Coached in Clearwater in 1995 and Scranton in 1996. Made his managerial debut in 1997 for Batavia. Managed Martinsville in 1998, Batavia in 1999 and Piedmont in 2000. Selected as manager of South Atlantic League in-season All-Star team in 2000. Managed Lakewood in 2001 and Reading since 2002, his first season as manager of a double-A team. Selected as a coach for the 2002 All-Star Futures Game.

JOHN MORRIS - Coach

Born: 2/23/61 in N. Bellmore, NY ... **Resides:** St. Petersburg, FL ... Former outfielder. Of his 7 years in the majors, 5 were with the Cardinals. Made ML debut vs Phillies in 1986 and got 1st ML hit and homer vs Phillies. Went to World Series with Cardinals in 1987 (0-2). Played with the Phillies in 1991, appearing in 85 games. Spent final ML season (1992) with the Angels and retired the following season while with Cardinals' triple-A club at Louisville. Coached and managed in Angels organization with double-A Midland (1994) and triple-A Vancouver (1995-96). Returned to pro ball in 2000 as a coach at Clearwater. Managed the club for the first half of 2002 and will serve as Reading's coach for 2003.

ROD NICHOLS - Pitching Coach

Born: 12/29/64 in Burlington, IA ... **Resides:** Helena, MT ... Former pitcher. 12-year pro with almost seven years in the majors with the Indians (1988-93), Dodgers (1993) and Braves (1995). Indians second 1st round selection (17th overall) in 1985 June draft. Played in Japan for Fukuoka Daiei Hawks in 1997. Began his coaching career in 2000 as Piedmont pitching coach, moved to Lakewood in 2001 and has been with Reading since last season.

BRIAN CAMMORATA - Athletic Trainer

Born: 5/12/76 ... **Resides:** Drexel Hill, PA ... Entering his fourth season with the Phillies organization.



MINOR LEAGUE AFFILIATES

CLEARWATER PHILLIES

Florida State League (A)

General Manager: John Cook

Jack Russell Memorial Stadium
800 Phillies Drive
Clearwater, FL 33755

P.O. Box 10336
Clearwater, FL 33757
(727) 441-8638



Roly DeArmas
Manager



Manny Amador
Coach



Rich Dubee
Pitching Coach



Joel Kennedy
Athletic Trainer

ROLY De ARMAS - Manager

Born: 12/29/51 in New York, NY ... **Resides:** Palm Harbor, FL ... Former catcher. Played 5 years of pro ball in the Phillies organization from 1973-77. Was player-coach at Peninsula in 1977; coached at Peninsula, 1978; managed Helena from 1979-82, Spartanburg in 1983 and 1985-86, Sarasota in 1984, Clearwater in 1987 and 1993 and Martinsville 1988-92. Was the bullpen catcher for the White Sox before being named bullpen coach, 6/2/95, a position he held through the 1996 season. Managed the Gulf Coast White Sox in 1997. Managed single-A South Bend Silverhawks (ARI) in 1998. Remained in Arizona system in 1999 as Catching Coordinator and Tucson Rookie League manager. Returned to major leagues in 2000 as bullpen coach for Jim Fregosi's Blue Jays. Returned to Phillies organization in 2000 to manage rookie league Gulf Coast Phillies. Managed Clearwater (A) during their second half last season.

MANNY AMADOR - Coach

Born: 11/21/75 in San Juan, DR ... **Resides:** Santo Domingo, DR ... Former infielder. Signed with Phillies as amateur free agent, 1/9/93. Played in Phils minor league system from 1993-98 at A, AA and AAA. Spent '98-99 off-season coaching in winter ball. Joined Phillies player development staff in 1999 as a coach for the Dominican Summer League La Vega Phillies until 2001. Was moved to Reading as hitting coach following John Kruk's departure in 2001. Was Clearwater's hitting coach last season and will continue that role in 2003.

RICH DUBEE - Pitching Coach

Born: 10/9/57 in Brockton, MA ... **Resides:** Sarasota, FL ... Former pitcher. Spent six years pitching in the Royals farm system (1976-81). Began his coaching career in the Royals system with Jacksonville (AA, 1982). Moved into roving pitching instructor role (1983-84) before resuming coaching career with Omaha (AAA, 1985). Coached at Memphis (AA, 1986-87) and returned to Omaha (1988-90). Joined Expos farm system as pitching coach for Rockford (A, 1991), Indianapolis (AAA, 1992) and West Palm Beach (A, 1993). Joined Marlins organization before 1994 season and spent first season with Edmonton (AAA). Was minor league pitching coordinator from 1995-97 before joining the major league staff as pitching coach from 1998-2001. 2002 was his first season with the Phillies organization as pitching coach for Clearwater.

JOEL KENNEDY - Athletic Trainer

Born: 3/24/70 ... **Resides:** Columbus, MS ... 2003 marks his sixth season with the Phillies organization.



MINOR LEAGUE AFFILIATES

LAKEWOOD BLUECLAWS

South Atlantic League (A)

General Manager: Geoff Brown

FirstEnergy Park
2 Stadium Way
Lakewood, NJ 08701
(732) 901-7000



Buddy Biancalana
Manager



Tony Barron
Coach



Ken Westray
Pitching Coach



Shawn Fcasni
Athletic Trainer

BUDDY BIANCALANA - Manager

Born: 2/2/30 in Larkspur, CA ... **Resides:** St. Petersburg, FL ... Former shortstop. Played parts of 6 seasons in the major leagues with Kansas City (1982-87) and Houston (1987). Was part of the 1985 World Champion Royals. Entered coaching ranks with Tampa Bay in 1998. Was minor league infield coordinator from 1998-2000 before spending the last two seasons as manager of single-A Charleston of the South Atlantic League. 2003 will be his first season with the Phillies organization as the manager of Lakewood.

TONY BARRON - Coach

Born: 8/17/66 in Portland, OR ... **Resides:** Puyallup, WA ... Former outfielder. Entering his first season as a coach. Played for both Phillies and Montreal at major league level. Appeared in one game for Montreal in 1996 and 57 games for Phillies in 1997 (.286, 4 HR, 24 RBI), his final season in the majors. Played in Mexican League from 1999 through 2002. Has played in Dodgers, Mariners, Expos and Phillies minor league systems.

KEN WESTRAY - Pitching Coach

Born: 3/7/59 in Clinton, IL ... **Resides:** Mesa, AZ... Graduated from Eastern Illinois University. Pitching coach at Indiana University, where they had an outstanding recruiting program. Attending classes to earn Physical Therapy degree. Was pitching coach at Batavia (1994-97, 1999-2001) and Piedmont (1998). Entering his second season as Lakewood's pitching coach.

SHWAN FCASNI - Athletic Trainer

Born: 7/16/80 ... **Resides:** Allentown, NJ ... This will be his first full-time season with the Phillies organization. He spent last season as an intern with the rookie-level Gulf Coast Phillies.



MINOR LEAGUE AFFILIATES

BATAVIA MUCKDOGS

New York-Penn League (A)

General Manager: Paul Marriott

Dwyer Stadium
299 Bank Street
Batavia, NY 14020
(716) 343-5454



Luis Melendez
Manager



Jim Morrison
Coach



Warren Brusstar
Pitching Coach

LUIS MELENDEZ - Manager

Born: 8/11/48 ... **Resides:** Aibonito, PR ... Former outfielder. Played in the majors for 8 seasons with St. Louis (1970-76) and San Diego (1976-77). His best season came in 1973 when he reached career highs in games (121), runs (35), hits (91), doubles (19) and RBI (35). Following his playing career, he joined the Cardinals Player Development staff in 1988 as a coach for Hamilton (A). In 1989, he was promoted to the managerial ranks with Peoria (R) and then moved back to Hamilton as manager for 1990. Was a roving instructor in the system from 1991-93. As manager of Savannah (A) in 1994, led the club to the South Atlantic League championship (82-55) before managing New Jersey in 1995. Coached at Louisville (AAA) in 1996 and then Arkansas from 1997-98. Served as a roving hitting and outfield instructor in 1999 and managed Johnson City in 2000. The 2001 season was his final year with the Cardinals organization before joining the Mets for 2002 as a coach for Kingsport (R). 2003 will be Luis' first season in the Phillies organization.

JIM MORRISON - Coach

Born: 9/23/52 in Pensacola, FL ... **Resides:** Bradenton, FL ... Former infielder. Played for Phillies from 1977-1978 and appeared in NLCS with the team in 1978 (0-1). Traded to White Sox in 1979. Played in ALCS with the Tigers in 1987 (2-5) and retired the following year while with the Braves. Returned to professional baseball in 2000 and spent two seasons as a coach with the GCL Phillies. Was moved to roving infield instructor mid-way through 2002 and returned to coaching this season with Batavia.

WARREN BRUSSTAR - Pitching Coach

Born: 2/2/52 in Oakland, CA ... **Resides:** Napa, CA ... Former pitcher. Played 9 years in the majors, 1977-85, with the Phillies (1977-82), White Sox and Cubs. Released in spring training in 1986. Pitched in the Mexican League in 1987. Helped coach at UC San Diego, 1987-88. Coached at Napa Valley College, 1989-94. In 1994, was also coach at San Bernardino, an independent team. Coached Little League, 1995-97. Spent the 1998 season as coach for the Atlantic City Surf, an independent team. Joined the Phillies in 1999 as pitching coach for the rookie Gulf Coast League team, his first season as a coach for a major league affiliated team. Coached at Clearwater in 2000 and returned to GCL in 2001. Was Batavia's pitching coach in 2002 and will continue that role this season.



MINOR LEAGUE AFFILIATES

GULF COAST PHILLIES

Gulf Coast League (R)

General Manager: Lee McDaniel

Carpenter Complex
651 Old Coachman Road
Clearwater, FL 33765
(727) 799-0503



Ruben Amaro, Sr.
Manager



Ramon Aviles
Coach



Dan Roberts
Coach



Carlos Arroyo
Pitching Coach



Troy Hoffert
Athletic Trainer

RUBEN AMARO, SR. - Manager

Born: 1/6/36 in Veracruz, Mexico ... **Resides:** Weston, FL ... Former shortstop. Spent 11 years in the majors with the Cardinals, Phillies (1960-65), Yankees and Angels. Earned his only Gold Glove in 1964 with the Phillies. After retiring in 1972, joined the Phillies scouting staff. Was Phillies Latin American Coordinator, 1974-80. Also spent 1977 season as manager of Auburn (A) club. Was a coach for the Phillies, 1980-81. Member of the Cubs coaching staff, 1983-86. Was Latin American regional scouting supervisor for the Cubs, 1987-88, after which he scouted for the Tigers. Managed Minatitlan club in Mexican League in 1995. Returned to the Cubs in 1996 as manager at Williamsport (A) and spent 1997-98 as manager at Rockport (A). Has extensive winter league managerial experience. Returned to the Phillies in 1999 as Roving Infield Instructor and Assistant Camp Coordinator, title was revised to Field and Defensive Coordinator in 2000. Became Scouting and Player Development Advisor following the 2001 season. Was moved from Advisor role to manage rookie-league Gulf Coast Phillies last season and led the club to the GCL Championship. Will remain with the GCL club this season.

RAMON AVILES - Coach

Born: 1/22/49 in Manati, PR ... **Resides:** Manati, PR ... Former infielder. Played 14 years of pro ball from 1970-83, including time in the majors with the Phillies and Red Sox. Played in one game with the Phillies in the 1980 NLCS vs Houston. Was player-coach at Portland in 1983; manager at Bend in 1984; Clearwater manager in 1985; coach at Reading in 1986; Spartanburg manager in 1987; coach at Maine in 1988; returned to Reading, 1989-90; Batavia manager from 1990-92. Named interim manager for Scranton in 1996, when Butch Hobson left the team mid-season. Was roving infield instructor, 1993-98. Returned to managing in 1999 with the debut of the Phillies' rookie-level Gulf Coast League team in Clearwater. Managed Clearwater in 2001, was a coach for Lakewood in 2002 and will return to the Gulf Coast Phils as a coach in 2003.

DAN ROBERTS - Coach

Born: 7/7/53 ... **Resides:** Newburgh, NY ... 1987 Graduate of Saint Thomas Aquinas College with Bachelor of Science degree in Physical Education. Was the head Baseball Coach for the U.S. Military Academy in West Point, NY from 1986-2000. Named Patriot League Coach of the Year in 1995 and 1997 and is the all-time winningest coach at USMA. He set and broke the USMA win record 4 different times before he joined the Phillies organization during the 2000 season as a coach for Batavia, where he remained through the 2001 season. Coached the rookie-league Gulf Coast Phillies in 2002 and will continue in that position in 2003. Father, Robin, is Phillies Hall of Fame pitcher.

CARLOS ARROYO - Pitching Coach

Born: 11/21/58 in Vega Alta, PR ... **Resides:** Bayamon, PR ... Former pitcher. Played 7 years of pro ball in the Phillies minor league system, beginning in 1975. Has been a coach with Phils since 1983 in Bend, Sarasota, Spartanburg, Clearwater, Batavia, Martinsville, Reading and Piedmont. Returned to coach at Reading in 2000 after a year at Piedmont and four years at Martinsville. Was pitching coach for Clearwater last season. Last year, in addition to coaching the rookie Gulf Coast League pitchers, he coordinated the pitching in the Dominican Republic and Venezuela and had brief stints with the major league club as a personal coach for Vicente Padilla.

TROY HOFFERT - Athletic Trainer

Born: 11/17/67 ... **Resides:** Shillington, PA ... 2003 will be his eleventh season with the Phillies organization.

MINOR LEAGUE AFFILIATES

GUANUMA PHILLIES

Dominican Summer League



Sammy Mejias
Manager



Domingo Brito
Coach



Cesar Mejia
Pitching Coach



Miguel Gutierrez
Athletic Trainer

SAMMY MEJIAS - Manager

Born: 5/9/50 in Santo Domingo, DR ... **Resides:** Santiago, DR ... Former outfielder. 12-year pro with almost six years in the majors with the Cardinals (1976), Expos (1977-78), Cubs (1979) and Reds (1979-81). Hit first ML home run in the pinch. Pitched one shutout inning for Montreal in 1978. Spent 10 years managing in the Reds organization, beginning with Eugene of Northwest League in 1983. Led Sarasota to Gulf Coast League Southern Division title in 1986. In 1990 was named Gulf Coast League Manager of the Year while with Plant City. Was first base coach and responsible for outfield instruction for Mariners, 1993-99. Joined the Phillies organization in 2000 as manager for the Phillies' Dominican Summer League team.

DOMINGO BRITO - Coach

Born: 7/6/75 in Moca, DR ... **Resides:** Santiago, DR ... Former shortstop. Signed by the Phillies as an amateur free agent, 5/25/93. Played in the Phillies organization from 1993-1996. In 1997 began his coaching career as part-time coach for the Phillies' club in the Dominican Summer League; has been a full-time coach there since 1998.

CESAR MEJIA - Pitching Coach

Born: 10/10/66 in Azua, DR ... **Resides:** Azua ... Former pitcher. Played pro ball from 1984-90 in the Blue Jays, Tigers, Orioles and Mets organizations. Mainly a starter, he pitched as high as triple-A in his 6 professional years. Named Eastern League Pitcher of the Year in 1988 while pitching for the Tigers' Glen Falls club. This will be his fifth season as pitching coach for the Phillies' club in the Dominican Summer League.

MIGUEL GUTIERREZ - Athletic Trainer

Resides: Santiago, DR ... 2003 is his third season as trainer for the Phils' DSL club.

MARIARA PHILLIES

Venezuelan Summer League



Rafael DeLima
Coordinator



Jose Betancourt
Coach

RAFAEL DeLIMA - Coordinator

Born: 12/21/67 in Valencia, Venezuela ... **Resides:** Valencia ... Former outfielder. Originally signed by the Twins as an amateur free agent, 10/10/85 and played in the organization's minor league system through 1992. Played 7 years in the Mexican league. Entering his fourth season as Coordinator for the VSL Phillies.

JOSE BETANCOURT - Pitching Coach

Born: 3/19/72 in La Victoria, Venezuela ... **Resides:** La Victoria ... Former pitcher. 2003 will be his fourth season with the VSL Phillies.

2002 MINOR LEAGUE REVIEW

SCRANTON/WILKES-BARRE RED BARONS

International League Northern Division Champions (91-53)...Qualified for IL playoffs for the 4th consecutive season...Lost to Buffalo in the 1st round, 3 games to 0...Game 1: Buffalo defeated SWB, 12-4; Game 2: Buffalo defeated SWB, 6-5 (10 inn.); Game 3: Buffalo eliminated SWB, 5-4...STAFF - Manager: Marc Bombard; Pitching Coach: Mike Mason; Coach: Jerry Martin; Trainer: Craig Strobel.

League Leaders: TEAM - 6th in team batting (.269), 1st in runs scored (705), 1st in team ERA (3.27) for the 2nd consecutive year...**OFFENSE - RBI:** Dave Doster, 2nd (91); Eric Valent, T-4th (84)...**Stolen bases:** Nick Punto, T-1st (42)...**Hits:** Dave Doster, 1st (171); Marlon Byrd, 2nd (160)...**Doubles:** Chase Utley, 1st (39); Marlon Byrd, 3rd (37)...**Triples:** Dave Doster, 2nd (10)...**Extra-base hits:** Marlon Byrd, 1st (59); Chase Utley, T-3rd (57)...**Runs:** Marlon Byrd, 1st (103); Dave Doster, T-2nd (91)...**PITCHING - Wins:** Joe Roa, T-2nd (14)...**Strikeouts:** Eric Junge, 5th (126)...**Complete games:** Brett Myers, 2nd (4)...**Innings pitched:** Eric Junge, 2nd (180.2)...**Walks:** Eric Junge, 1st (67).

BATTERS	AVG	G	AB	R	H	TB	2B	3B	HR	RBI	SH	SF	HP	BB	IBB	SO	SB	CS	DP	SLG	OBP	E
Aven, Bruce	.244	59	205	26	50	85	11	0	8	42	0	2	8	36	2	35	3	1	7	.415	.375	0
Byrd, Marlon	.297	136	538	103	160	256	37	7	15	63	2	5	11	46	2	98	15	1	5	.476	.362	8
Casillas, Uriel	.429	9	21	4	9	13	1	0	1	3	0	0	0	2	0	3	0	0	2	.619	.478	0
Doster, Dave	.295	143	579	91	171	250	29	10	10	91	3	8	6	39	2	87	10	3	15	.432	.342	11
#Estrada, Johnny	.279	118	434	49	121	181	27	0	11	67	0	7	5	26	7	53	1	0	19	.417	.322	4
Forbes, P.J.	.273	91	355	45	97	120	18	1	1	42	4	5	1	22	1	47	4	1	9	.338	.313	3
*Francia, Dave	.214	48	117	13	25	37	7	1	1	10	1	2	2	5	2	19	4	2	1	.316	.254	1
#Hollins, Dave	.237	14	38	8	9	16	1	0	2	7	0	0	5	11	0	9	0	1	0	.421	.463	1
Krupfer, Jason	.270	77	259	42	70	85	11	2	0	28	6	3	1	36	2	64	10	3	8	.328	.358	6
Michaels, Jason	.281	9	32	3	9	11	2	0	0	7	0	2	0	5	0	5	1	3	0	.344	.359	0
#Punto, Nick	.271	115	443	74	120	145	12	5	1	29	6	3	2	76	0	84	42	8	5	.327	.378	19
Roberge, J.P.	.300	123	420	56	126	178	29	1	7	52	2	2	6	34	2	66	6	1	6	.424	.359	5
Salazar, Jeremy	.209	42	129	10	27	33	6	0	0	10	4	1	0	11	0	34	1	0	4	.256	.270	4
Schall, Gene	.202	28	89	15	18	30	6	0	2	12	0	2	13	0	23	0	1	0	0	.337	.311	0
*Utley, Chase	.263	125	464	73	122	214	39	1	17	70	0	4	20	46	2	89	8	3	5	.461	.352	28
*Valent, Eric	.251	140	546	69	137	202	34	2	9	84	1	5	1	49	1	94	0	2	13	.370	.311	10
Woods, Ken	.248	51	161	21	40	62	5	4	3	21	4	3	4	9	0	20	4	3	2	.385	.299	2

PITCHERS	W-L	PCT	ERA	G	GS	CG	SHO	GF	SV	IP	H	AB	TBF	R	ER	HR	SH	SF	HB	BB	IBB	SO	WP	BK
Cedeno, Blas	0-1	.000	10.80	3	0	0	0	1	0	3.1	6	15	16	4	4	0	0	0	0	1	0	1	0	0
*Crowell, Jim	2-0	1.000	2.52	4	4	0	0	0	0	25.0	20	88	102	7	7	2	2	0	1	11	0	19	1	0
D'Amico, Jeff	4-6	.400	4.13	14	14	0	0	0	0	72.0	77	285	316	46	33	9	2	1	3	25	2	45	3	2
Geary, Geoff	4-2	.667	3.03	18	8	0	0	6	1	101.0	108	390	427	46	34	9	0	1	4	32	1	82	1	0
Hiles, Cary	4-3	.571	3.81	26	2	0	0	9	1	52.0	51	197	227	24	22	2	4	1	4	21	3	27	0	0
Junge, Eric	12-6	.667	3.54	29	29	1	0	0	0	180.2	170	682	766	77	71	16	8	4	5	67	1	126	10	0
*McConnell, Sam	0-3	.000	3.53	7	7	0	0	0	0	35.2	41	141	159	17	14	6	1	1	0	16	0	23	0	0
*Mercado, Hector	3-1	.750	1.62	26	0	0	0	12	3	33.1	22	118	131	6	6	2	0	0	1	12	1	43	2	0
Myers, Brett	9-6	.600	3.59	19	19	4	1	0	0	128.0	121	480	509	54	51	9	3	3	3	20	0	97	1	0
Nickle, Doug	3-5	.375	2.97	34	1	0	0	22	7	60.2	58	224	250	24	20	4	3	2	4	16	4	37	2	0
Nunez, Franklin	2-1	.667	3.18	4	4	0	0	0	0	17.0	9	57	69	6	6	2	0	0	0	12	0	16	1	0
Person, Robert	0-1	.000	4.32	2	2	0	0	0	0	8.1	8	30	32	4	4	2	1	0	0	1	0	7	1	0
Pumphrey, Ken	4-2	.667	4.01	8	8	1	0	0	0	51.2	54	202	219	25	23	2	2	1	2	12	0	34	2	0
Reith, Brian	0-4	.000	7.00	4	4	0	0	0	0	18.0	26	79	94	18	14	1	1	1	2	11	0	13	0	0
Roa, Joe	14-0	1.000	1.86	17	17	1	0	0	0	111.0	83	397	422	24	23	4	4	1	4	16	2	74	0	2
Santiago, Jose	3-2	.600	1.29	22	0	0	0	20	7	28.0	28	106	117	6	6	0	3	0	1	7	1	21	1	0
Serrano, Elio	1-3	.250	2.92	43	0	0	0	12	5	71.0	64	266	287	28	23	6	2	1	1	17	0	45	4	0
*Smith, Bud	0-1	.000	4.15	3	3	0	0	0	0	17.1	21	67	74	8	8	0	0	0	1	6	0	11	0	0
Telemaco, Amaury	1-0	1.000	1.80	1	1	0	0	0	0	5.0	5	19	20	3	1	1	1	0	0	0	0	3	0	0
Thomas, Evan	10-2	.833	3.90	22	20	0	0	0	0	113.0	106	422	478	53	49	6	8	6	5	37	5	75	1	0
Wedel, Jeremy	7-1	.875	2.69	43	0	0	0	8	1	60.1	60	229	258	24	18	1	2	3	4	20	1	34	1	1
Woodard, Steve	3-1	.750	2.16	15	1	0	0	10	5	25.0	17	89	97	6	6	1	2	0	0	6	1	13	1	0
*Zamora, Pete	5-2	.714	3.48	55	0	0	0	37	15	62.0	63	238	274	25	24	2	3	0	4	29	3	32	5	0

* Left-handed # Switch hitter

2002 MINOR LEAGUE REVIEW

SCRANTON/WILKES-BARRE PLAYOFF STATS

BATTERS	AVG	G	AB	R	H	TB	2B	3B	HR	RBI	SH	SF	HP	BB	IBB	SO	SB	CS	GI		SLG	OBP	E
																			DP	SLG			
Aven, Bruce	.083	3	12	1	1	2	1	0	0	1	0	0	0	1	0	3	0	0	0	.167	.154	0	
Byrd, Marlon	.250	3	12	1	3	5	0	1	0	0	0	0	0	1	0	5	0	0	1	.417	.308	0	
Chapman, Travis	.000	1	1	0	0	0	0	0	0	0	0	0	0	0	0	1	0	0	0	.000	.000	0	
Doster, Dave	.300	3	10	0	3	3	0	0	0	2	0	1	0	2	0	4	0	0	1	.300	.385	1	
*Estrada, Johnny	.462	3	13	3	6	11	2	0	1	3	0	0	0	0	0	3	0	0	1	.846	.462	0	
Krupfer, Jason	.222	3	9	1	2	4	0	1	0	1	2	0	0	1	0	3	1	0	0	.444	.300	1	
#Punto, Nick	.250	3	12	2	3	3	0	0	0	1	0	0	0	3	1	5	2	0	0	.250	.400	0	
Roberge, J.P.	.200	3	10	2	2	3	1	0	0	2	0	1	0	1	0	2	0	0	0	.300	.250	0	
*Utley, Chase	.300	3	10	1	3	8	2	0	1	3	0	0	0	3	1	5	0	0	0	.800	.462	0	
*Valent, Eric	.182	3	11	2	2	2	0	0	0	0	0	0	0	2	0	4	0	0	1	.182	.308	0	

PITCHERS	W-L	PCT	ERA	G	GS	CG	SHO	GF	SV	IP	H	AB	TBF	R	ER	HR	SH	SF	HB	BB	IBB	SO	WP	BK
*Crowell, Jim	0-0	.000	1.42	1	1	0	0	0	0	6.1	3	21	25	1	1	0	0	0	0	4	0	5	1	0
Geary, Geoff	0-1	.000	7.71	3	0	0	0	1	0	2.1	5	11	12	2	2	0	0	1	0	0	0	2	0	0
*Hamilton, Jimmy	0-0	.000	0.00	1	0	0	0	0	0	1.0	1	4	4	0	0	0	0	0	0	0	0	0	0	0
Junge, Eric	0-1	.000	31.50	1	1	0	0	0	0	2.0	6	11	15	7	7	0	0	1	0	3	0	0	1	0
*McConnell, Sam	0-0	.000	0.00	1	0	0	0	0	0	0.1	0	1	1	0	0	0	0	0	0	0	0	1	0	0
Serrano, Elio	0-1	.000	6.00	2	0	0	0	1	0	3.0	3	12	15	2	2	2	1	0	0	2	1	1	0	0
Thomas, Evan	0-0	.000	4.50	1	1	0	0	0	0	6.0	8	26	28	3	3	0	1	0	0	1	0	6	0	0
Weaver, Eric	0-0	.000	9.00	1	0	0	0	0	0	2.0	2	7	8	2	2	0	1	0	0	0	3	0	0	0
Wedel, Jeremy	0-0	.000	13.50	1	0	0	0	0	0	2.0	4	10	10	3	3	0	0	0	0	0	1	0	0	0
*Zamora, Pete	0-0	.000	27.00	1	0	0	0	1	0	1.0	2	5	7	3	3	0	0	0	0	2	1	0	0	0

* Left-handed # Switch hitter

Scranton/Wilkes-Barre is in its 15th year of operation ... Reading is in its 37th year of affiliation with the Phillies (beginning in 1967) ... Clearwater is owned and operated by the Phillies and is in its 19th year ... Lakewood starts its third season with the Phils ... Batavia is in its 16th year with the Phillies ... The Phillies Gulf Coast team is in its fifth year of operation ... The Phillies are entering their ninth season in the Dominican Summer League and second at Guanuma ... The organization has participated in the Venezuelan Summer League since 1997 and is in its third year with Mariara.

2002 MINOR LEAGUE ALL-STARS

International League (AAA)

OF Marlon Byrd (post-season)
INF Dave Doster (post-season)
C Johnny Estrada (in-season and post-season)
SS Nick Punto (in-season and post-season)
RHP Joe Roa (in-season and post-season)
LHP Pete Zamora (in-season)

Eastern League (AA)

3B Travis Chapman (in-season and post-season)
RHP Ryan Madson (in-season and post-season)

Florida State League (A)

LHP Frank Brooks (in-season)
RHP Taylor Buchholz (in-season and post-season)
3B Juan Richardson (in-season)
C Carlos Ruiz (in-season)

South Atlantic League (A)

SS Dan Gonzalez (in-season)
1B Ryan Howard (in-season)
C Ben Margalski (in-season)

Gulf Coast League (Rookie)

C Tim Gradoville (post-season)
RHP Elizardo Ramirez (post-season)
RHP Maximo Reyes (post-season)

Futures Game

OF Marlon Byrd, Scranton/Wilkes-Barre
RHP Brett Myers, Scranton/Wilkes-Barre

Honors

RHP Joe Roa - International League Most Valuable Pitcher
Manager Marc Bombard - International League Manager of the Year
RHP Ryan Madson - Eastern League Pitcher of the Year
RHP Taylor Buchholz - Florida State League Most Valuable Pitcher
3B Juan Richardson - Florida State League All-Star Game "Star of Stars" award winner

2002 MINOR LEAGUE REVIEW

READING PHILLIES

Finished the season 3rd in the Eastern League's Southern Division (76-66)...STAFF - Manager: Greg Legg; Pitching Coach: Rod Nichols; Coach: John Morris; Trainer: Clete Sigwart.

League Leaders: TEAM - 11th in team batting (.254), 3rd in team ERA (3.80)...**OFFENSE** - **Stolen bases:** Anderson Machado, 4th (40)...**Runs:** Nate Espy, 2nd (83)...**PITCHING** - **ERA:** Ryan Madson, 3rd (3.20); Greg Kubes, 7th (3.46)...**Wins:** Ryan Madson, 1st (16); Greg Kubes, T-3rd (13)...**Strikeouts:** Ryan Madson, 2nd (132)...**Innings pitched:** Greg Kubes, 2nd (174.1); Ryan Madson, 3rd (171.1).

BATTERS	AVG	G	AB	R	H	TB	2B	3B	HR	RBI	SH	SF	HP	BB	IBB	SO	SB	CS	GI	SLG	OBP	E
Casillas, Uriel	.268	86	231	35	62	83	9	3	2	29	3	3	8	27	1	34	4	1	5	.359	.361	20
Chapman, Travis	.301	136	478	64	144	226	35	1	15	76	2	8	19	54	9	77	3	1	11	.473	.388	19
Cruz, Edgar	.500	1	4	0	2	2	0	0	0	0	0	0	0	0	0	1	0	0	0	.500	.500	0
Espy, Nate	.267	141	517	83	138	212	28	2	14	76	0	4	7	73	3	83	18	1	11	.410	.363	8
*Gonzalez, Manny	.205	33	83	9	17	25	3	1	1	6	0	0	3	9	0	12	0	1	1	.301	.305	1
Hannahan, Buzz	.230	84	269	47	62	82	7	2	3	23	2	5	9	42	0	49	14	4	1	.305	.348	12
*Hitchcox, Brian	.266	91	297	43	79	119	18	2	6	27	3	1	5	16	0	30	4	5	3	.401	.313	7
Jacobson, Russ	.195	86	282	20	55	79	15	0	3	34	1	0	8	18	2	78	1	0	6	.280	.263	4
Johnson, Jason	.285	113	411	40	117	133	16	0	0	45	6	3	8	16	1	76	19	10	8	.324	.322	5
Krupfer, Jason	.225	10	40	9	9	20	2	0	3	4	0	0	0	6	0	8	4	0	4	.500	.326	3
*Machado, Anderson	.251	126	450	71	113	179	24	3	12	77	18	5	2	72	4	118	40	11	5	.398	.353	28
*McNaughton, Troy	.158	18	57	7	9	17	2	0	2	7	0	0	0	5	0	19	0	0	2	.298	.226	1
Padilla, Jorge	.256	127	484	71	124	179	30	2	7	65	2	8	11	40	1	77	32	11	5	.370	.322	8
*Perez, Josue	.214	64	196	14	42	53	8	0	1	17	3	2	2	13	0	41	6	5	2	.270	.268	3
*Perez, Tomas	.444	2	9	2	4	4	0	0	0	1	0	0	0	0	0	1	0	0	0	.444	.444	0
Roberge, J.P.	.182	3	11	2	2	5	0	0	1	3	0	0	1	0	0	0	1	0	0	.455	.250	0
*Sitzman, Jay	.252	108	385	59	97	157	21	6	9	57	3	4	14	28	1	82	18	10	6	.408	.323	3
*Van Iten, Bobby	.233	95	313	41	73	101	12	2	4	32	0	2	1	21	2	78	5	2	3	.323	.282	6
Woods, Ken	.338	19	80	18	27	40	7	0	2	8	0	2	0	2	0	9	3	1	0	.500	.345	1

PITCHERS	W-L	PCT	ERA	G	GS	CG	SHO	GF	SV	IP	H	AB	TBF	R	ER	HR	SH	SF	HB	BB	IBB	SO	WP	BK
Adams, Daniel	0-0	.000	4.15	2	0	0	0	0	0	4.1	3	18	18	3	2	1	0	0	0	0	0	4	0	0
Bailie, Matt	0-1	.000	2.91	12	3	0	0	1	0	21.2	18	79	89	8	7	2	1	0	0	9	0	15	0	1
Baisley, Brad	7-9	.438	4.17	21	21	1	0	0	0	116.2	111	439	506	69	54	12	2	6	8	51	0	64	9	0
*Brooks, Frank	1-1	.500	3.10	17	1	0	0	9	2	29.0	29	109	122	11	10	1	1	0	0	12	0	23	0	0
Buchholz, Taylor	0-2	.000	7.43	4	4	0	0	0	0	23.0	29	92	102	19	19	5	2	1	1	6	0	17	0	0
Franco, Martire	4-8	.333	5.76	16	16	2	0	0	0	89.0	109	358	396	62	57	13	5	4	4	25	1	50	0	1
*Hamilton, Jimmy	3-2	.600	2.79	46	0	0	0	23	4	71.0	55	255	301	26	22	6	4	3	1	38	2	56	5	0
Hiles, Cary	1-5	.167	4.55	21	0	0	0	12	7	31.2	43	130	150	20	16	1	3	2	3	12	0	23	2	0
*Kubes, Greg	13-7	.650	3.46	28	27	0	0	0	0	174.1	177	669	725	74	67	16	5	6	0	45	0	106	1	0
Lee, Seung	0-1	.000	0.00	1	1	0	0	0	0	6.0	5	23	23	2	0	1	0	0	0	0	0	6	0	0
Madson, Ryan	16-4	.800	3.20	26	26	2	0	0	0	171.1	150	619	699	68	61	11	9	6	12	53	0	132	5	0
*McConnell, Sam	2-4	.333	3.65	29	7	0	0	8	3	69.0	78	269	293	31	28	7	1	2	2	19	3	43	1	0
*Outlaw, Mark	6-2	.750	4.44	41	0	0	0	14	2	50.2	45	188	227	30	25	3	2	1	2	34	1	29	5	0
Ozias, Todd	2-1	.667	2.50	31	0	0	0	10	2	39.2	33	147	163	12	11	3	1	0	1	14	2	40	1	0
Pautz, Brad	4-6	.400	3.06	43	3	0	0	14	3	79.1	70	296	330	36	27	7	3	3	2	26	2	59	2	1
Perez, Frank	3-2	.600	3.72	40	12	0	0	16	5	101.2	98	384	436	48	42	8	5	3	8	36	2	68	11	1
Pumphrey, Ken	9-7	.563	4.28	20	20	2	1	0	0	120.0	119	453	505	65	57	9	3	8	7	34	2	63	6	0
Silva, Carlos	0-0	.000	0.00	2	0	0	0	1	1	3.0	0	10	10	0	0	0	0	0	0	0	0	1	0	0
Telemaco, Amaury	0-0	.000	9.00	1	1	0	0	0	0	1.0	1	3	4	1	1	1	0	0	1	0	0	1	0	0
Weaver, Eric	5-4	.556	4.20	37	0	0	0	27	7	45.0	38	168	199	24	21	7	3	2	0	26	4	47	8	0

* Left-handed # Switch hitter

2002 MINOR LEAGUE REVIEW

CLEARWATER PHILLIES

Finished with an overall record of 57-79; first half (22-50), second half (35-29)...STAFF - Manager: Roly De Armas; Pitching Coach: Rich Dubee; Coach: Manny Amador; Trainer: Brian Cammarota.

League Leaders: TEAM - 12th in team batting (.237), 7th in team ERA (3.93), 1st in complete games (12)...**OFFENSE - Batting:** Troy McNaughton, 2nd (.340)...**Home runs:** Juan Richardson, T-4th (18)...**RBI:** Juan Richardson, 4th (83)...**On-base percentage:** Troy McNaughton, 3rd (.418)...**Slugging percentage:** Troy McNaughton, 2nd (.559)...**PITCHING - ERA:** Taylor Buchholz, T-9th (3.29)...**Strikeouts:** Taylor Buchholz, T-2nd (129)...**Complete games:** Taylor Buchholz, 1st (4); Yoel Hernandez, T-2nd (3)...**Shutouts:** Taylor Buchholz, 1st (2)...**Innings pitched:** Yoel Hernandez, 1st (170.1); Keith Bucktrot, 3rd (160.1); Taylor Buchholz, 4th (158.2)...**Losses:** Yoel Hernandez, 1st (16)...**Walks:** Keith Bucktrot, 2nd (78); Ryan Carter, 4th (68).

BATTERS	AVG	G	AB	R	H	TB	2B	3B	HR	RBI	SH	SF	HP	BB	IBB	SO	SB	CS	GI			
																			DP	SLG	OBP	E
Acevedo, Carlos	.217	32	115	8	25	31	6	0	0	6	1	0	2	6	1	19	0	2	1	.270	.268	2
Avila, Rob	.218	74	238	26	52	78	11	0	5	26	0	1	5	24	0	41	4	2	5	.328	.302	2
Bennett, Kris	.218	30	110	13	24	27	3	0	0	10	1	0	2	10	0	11	5	1	6	.245	.295	6
Bush, Brian	.260	51	192	20	50	71	10	1	3	21	2	2	0	11	0	23	3	6	1	.370	.298	3
Carroll, Wes	.209	12	43	5	9	11	2	0	0	1	0	0	0	2	0	9	0	0	1	.256	.244	5
Cruz, Edgar	.214	73	243	26	52	84	11	0	7	17	2	0	1	18	0	58	0	0	5	.346	.271	6
*Delgado, Mario	.203	51	187	16	38	59	9	0	4	14	0	1	2	7	0	47	0	0	8	.316	.239	6
Dominique, Andy	.412	8	34	5	14	19	5	0	0	2	0	0	1	1	0	4	0	0	0	.559	.444	0
Farnsworth, Troy	.232	97	358	35	83	141	18	2	12	50	1	6	6	28	1	85	1	0	7	.394	.294	5
Giron, Alejandro	.225	41	142	11	32	43	1	2	2	15	1	2	1	10	0	24	2	1	2	.303	.277	0
Gomez, Ramon	.147	22	68	6	10	15	3	1	0	2	2	0	0	7	0	26	3	2	1	.221	.227	2
#Gonzalez, Manuel	.229	76	280	20	64	86	15	2	1	24	3	2	3	21	4	48	1	5	3	.307	.288	5
*Hensley, Anthony	.237	119	384	56	91	131	18	8	2	24	2	5	3	66	1	81	13	7	9	.341	.349	2
*Hitchcox, Brian	.248	32	121	17	30	37	4	0	1	12	0	1	2	12	0	17	4	3	2	.306	.324	7
*McNaughton, Troy	.340	87	324	50	110	181	20	6	13	45	1	2	6	39	3	74	2	1	5	.559	.418	4
McRoberts, Mark	.000	1	2	0	0	0	0	0	0	0	0	0	0	0	0	1	0	0	0	.000	.000	0
Montas, Ricardo	.191	16	47	6	9	13	1	0	1	5	0	0	0	7	0	5	2	0	2	.277	.296	3
*Nunez, Alexis	.160	10	25	3	4	6	2	0	0	1	1	0	1	4	0	6	0	2	0	.240	.300	2
Perry, Rod	.125	7	24	3	3	3	0	0	0	1	1	0	0	1	0	4	0	0	1	.125	.160	0
Reyes, Ambiorix	.160	47	131	11	21	24	3	0	0	4	4	1	0	5	0	21	3	2	2	.183	.190	11
Richardson, Juan	.257	122	456	52	117	196	21	2	18	83	0	2	14	44	1	122	0	6	17	.430	.339	21
Rivera, Erick	.125	4	16	1	2	3	1	0	0	1	0	0	0	1	0	2	0	0	0	.188	.176	0
Ruiz, Carlos	.213	92	342	35	73	112	18	3	5	32	2	1	6	18	1	30	3	1	16	.327	.264	5
Sosa, Juan	.262	54	210	17	55	68	9	2	0	16	3	1	2	11	0	28	9	2	3	.324	.304	10
#Youngbauer, Scott	.236	106	406	60	96	162	25	7	9	47	2	4	2	38	3	78	3	4	5	.399	.302	35

PITCHERS	W-L	PCT	ERA	G	GS	CG	SHO	GF	SV	IP	H	AB	TBF	R	ER	HR	SH	SF	HB	BB	IBB	SO	WP	BK
Adams, Dan	3-6	.333	4.31	35	1	0	0	20	4	62.2	55	232	260	31	30	6	2	5	2	19	1	29	2	0
*Brito, Eude	3-3	.500	5.71	20	0	0	0	11	0	34.2	40	137	154	22	22	5	2	1	0	14	1	27	7	0
*Brooks, Frank	3-5	.375	3.46	35	0	0	0	24	7	39.0	34	146	178	18	15	2	2	2	1	27	3	33	2	1
Buchholz, Taylor	10-6	.625	3.29	23	23	4	2	0	0	158.2	140	602	666	66	58	11	3	3	7	51	1	129	7	0
Bucktrot, Keith	8-9	.471	4.88	27	24	2	1	1	0	160.1	167	605	717	101	87	10	7	8	19	78	1	84	7	2
*Carter, Ryan	9-9	.500	4.34	25	24	1	0	0	0	134.2	129	511	591	74	65	9	2	5	5	68	0	101	7	0
Cedeno, Blas	0-0	.000	0.00	3	0	0	0	2	0	3.2	2	11	13	0	0	0	0	0	1	1	0	3	0	0
Cordero, Jesus	0-3	.000	6.43	8	2	0	0	3	0	21.0	29	87	104	16	15	2	0	3	2	12	1	16	0	0
Dagley, Corey	0-2	.000	6.60	15	2	0	0	3	0	30.0	46	135	143	33	22	2	0	2	2	4	1	7	2	0
Elskamp, Andy	3-0	1.000	4.47	26	0	0	0	10	0	44.1	44	175	200	26	22	5	0	2	2	21	0	35	2	1
Hernandez, Yoel	7-16	.304	3.54	28	28	3	0	0	0	170.1	176	649	731	76	67	6	10	6	12	54	3	116	10	1
Hutchison, Ryan	1-2	.333	3.51	29	0	0	0	13	0	51.1	56	198	230	26	20	0	3	2	7	20	2	37	4	0
Lee, Seung	2-0	1.000	0.00	3	3	1	1	0	0	19.0	6	63	65	1	0	0	0	0	0	2	0	16	0	1
Mayfield, Brandon	0-0	.000	3.07	7	0	0	0	2	1	14.2	14	59	61	9	5	1	0	0	1	1	0	12	3	0
Miller, Josh	3-2	.600	2.42	49	0	0	0	32	17	70.2	78	281	302	26	19	3	5	1	4	11	1	39	5	0
Sadowski, Chad	0-0	.000	0.00	2	0	0	0	0	0	2.0	1	7	7	0	0	0	0	0	0	0	0	0	0	0
Tejeda, Rob	4-8	.333	3.97	17	17	1	0	0	0	99.2	73	357	416	48	44	14	2	4	5	48	0	87	3	1
Telemaco, Amaury	0-1	.000	1.50	3	3	0	0	0	0	12.0	15	50	54	5	2	0	0	0	1	3	0	10	0	0
Wilson, Mike	1-7	.125	4.28	12	8	0	0	3	1	54.2	51	203	243	27	26	2	4	3	4	29	1	44	4	0
*Wolf, Randy	0-0	.000	0.00	1	1	0	0	0	0	5.0	1	14	15	0	0	0	0	0	0	1	0	8	0	0

* Left-handed # Switch hitter

2002 MINOR LEAGUE REVIEW

LAKEWOOD BLUECLAWS

Finished with an overall record of 69-70; first half (33-36), second half (36-34)...STAFF - Manager: Jeff Manto; Pitching Coach: Ken Westray; Coach: Ramon Aviles; Trainer: Joel Kennedy.

League Leaders: TEAM - 12th in team batting (.245), 3rd in team ERA (3.42), 1st in complete games (20)...**OFFENSE** - **Home runs:** Ryan Howard, T-3rd (19)...**RBI:** Ryan Howard, T-4th (87)...**PITCHING** - **ERA:** Layne Dawson, 9th (2.76), Gavin Floyd, 10th (2.77)...**Complete games:** Taft Cable, T-1st (5), Seung Lee, T-1st (5)...**Shutouts:** Taft Cable, T-1st (2), Layne Dawson, T-1st (2)...**Innings pitched:** Taft Cable, 1st (177.1), Gavin Floyd, 4th (166.0).

BATTERS	AVG	G	AB	R	H	TB	2B	3B	HR	RBI	SH	SF	HP	BB	IBB	SO	SB	CS	DP	SLG	OBP	E
Abreu, Nielsen	.000	2	1	1	0	0	0	0	0	0	0	0	0	0	0	0	0	0	0	.000	.000	0
Bennett, Kris	.280	45	150	18	42	60	4	4	2	16	0	1	2	15	1	15	5	3	3	.400	.351	3
Cancio, Antonio	.176	57	187	19	33	47	8	0	2	15	3	0	2	16	0	63	2	0	5	.251	.249	0
Carroll, Wes	.228	81	294	33	67	86	16	0	1	29	5	1	3	16	0	36	8	1	3	.293	.274	11
*Delgado, Mario	.234	37	128	16	30	44	6	1	2	13	0	0	7	0	35	0	0	2	3	.344	.274	0
Floyd, Mike	.246	69	248	29	61	81	11	3	1	19	0	0	4	23	0	59	13	5	9	.327	.320	8
Foster, Gregg	.182	52	148	24	27	39	6	0	2	8	1	2	8	16	1	36	6	6	3	.264	.293	2
*Gonzalez, Dan	.270	131	493	58	133	167	14	4	4	43	7	3	7	55	1	88	11	21	20	.339	.349	24
*Howard, Ryan	.280	135	493	56	138	227	20	6	19	87	1	5	5	66	13	145	5	4	9	.460	.367	17
Manfred, Brian	.053	8	19	1	1	1	0	0	0	0	0	0	1	2	0	6	0	0	0	.053	.182	2
*Margalski, Ben	.211	79	266	25	56	80	11	2	3	27	2	1	4	23	0	65	6	4	5	.301	.282	6
*Marshall, Andre	.226	56	186	30	42	53	8	0	1	10	3	0	2	23	0	72	13	5	3	.285	.318	1
*Nunez, Alexis	.200	6	15	0	3	3	0	0	0	1	0	0	0	0	0	2	0	0	0	.200	.200	1
Oliva, Chad	.260	31	96	8	25	35	4	0	2	10	0	0	1	12	0	22	2	2	2	.365	.349	5
Perry, Rod	.240	108	408	57	98	128	20	2	2	30	7	5	4	39	2	61	25	18	5	.314	.309	7
Phelps, Jeff	.281	112	405	45	114	174	31	4	7	59	2	4	6	27	1	95	10	4	6	.430	.333	21
Rivera, Erick	.206	62	218	24	45	57	6	0	2	27	2	3	5	17	1	57	3	7	4	.261	.276	2
Silvera, Andres	.200	21	55	5	11	21	2	1	2	8	0	0	0	5	0	11	0	1	0	.382	.267	2
*Tosca, Daniel	.239	71	234	26	56	94	19	2	5	29	3	1	3	19	1	56	2	2	1	.402	.304	8
*Vukovich, Vince	.245	59	184	20	45	58	11	1	0	9	5	1	2	21	1	34	5	5	4	.315	.327	3
Walsh, Sean	.259	90	274	34	71	85	9	1	1	28	3	1	12	31	3	58	26	4	3	.310	.358	10
*Youngbauer, Scott	.295	17	61	9	18	37	6	2	3	10	0	0	1	7	0	10	0	2	0	.607	.377	5

PITCHERS	W-L	PCT	ERA	G	GS	CG	SHO	GF	SV	IP	H	AB	TBF	R	ER	HR	SH	SF	HB	BB	IBB	SO	WP	BK
Astacio, Ezequiel	10-7	.588	3.31	25	25	1	0	0	0	152.1	159	578	647	61	56	9	8	3	12	46	1	100	6	0
Bernard, Jay	1-0	1.000	4.87	11	0	0	0	7	0	20.1	21	79	95	17	11	3	0	0	3	13	0	13	1	0
*Brito, Eude	1-1	.500	2.55	11	0	0	0	9	1	17.2	14	62	70	5	5	1	2	0	0	6	0	11	0	0
Cable, Taft	11-10	.524	3.76	27	27	5	2	0	0	177.1	174	690	735	84	74	20	2	8	11	24	2	115	5	0
Cordero, Jesus	0-0	.000	3.00	6	0	0	0	3	0	6.0	5	22	26	2	2	0	0	0	1	3	0	1	0	0
Dagley, Corey	0-1	.000	10.13	4	0	0	0	2	0	5.1	13	26	30	6	6	0	1	1	0	2	0	2	1	0
*Davis, Tim	0-0	.000	1.88	11	0	0	0	5	2	14.1	7	50	57	5	3	0	0	0	0	7	0	8	2	0
Dawson, Layne	7-4	.636	2.76	27	8	3	2	11	5	117.1	103	438	472	41	36	5	6	2	5	21	0	89	5	0
*DeChristofaro, Vinnie	3-10	.231	4.92	22	22	1	0	0	0	130.0	155	524	579	88	71	4	6	8	4	37	0	62	8	0
Floyd, Gavin	11-10	.524	2.77	27	27	3	0	0	0	166.0	119	594	671	59	51	13	4	1	8	64	0	140	14	0
Kim, Il	2-1	.667	4.14	21	0	0	0	10	0	37.0	37	145	170	20	17	3	2	2	0	21	3	27	0	2
Korecky, Bobby	2-2	.500	3.00	8	4	2	0	3	1	27.0	25	102	106	10	9	0	1	0	0	3	0	15	1	0
Lee, Seung	7-10	.412	3.24	23	22	5	0	1	1	147.1	132	541	606	64	53	8	7	5	7	46	0	112	8	1
Mayfield, Brandon	4-1	.800	2.22	21	0	0	0	14	5	44.2	44	170	188	13	11	2	1	1	3	13	0	23	4	0
Minor, Zach	0-1	.000	7.36	4	0	0	0	2	0	3.2	5	15	17	3	3	0	0	1	0	1	1	1	0	0
Moreno, Victor	1-0	1.000	0.00	7	0	0	0	5	1	10.0	5	32	38	0	0	0	1	0	1	4	0	13	1	0
*Scott, Josh	0-1	.000	7.71	3	0	0	0	1	0	4.2	7	18	26	5	4	0	1	1	1	5	0	2	0	0
Silverio, Carlos	4-5	.444	3.26	21	3	0	0	13	1	60.2	49	214	253	23	22	5	5	1	5	28	0	62	3	0
*Squires, Matt	5-6	.455	3.82	36	1	0	0	29	8	66.0	62	242	294	34	28	3	4	2	6	40	1	71	4	0
Wilson, Mike	0-0	.000	0.00	5	0	0	0	4	3	8.1	3	28	29	0	0	0	0	0	1	0	0	7	0	0

* Left-handed # Switch hitter

2002 MINOR LEAGUE REVIEW

BATAVIA MUCKDOGS

Finished the season 3rd in the South Atlantic League Pinckney Division (34-42)...STAFF - Manager: Ronnie Ortegon; Pitching Coach: Warren Brusstar; Coach: Dan Held; Trainer: Troy Hoffert.

League Leaders: TEAM - 8th in team batting (.247), 6th in team ERA (3.44)...**OFFENSE** - **Stolen bases:** Carlos Rodriguez, 4th (21)...**PITCHING** - **Wins:** Carlos Cabrera, T-2nd (9)...**Innings pitched:** Carlos Cabrera, 2nd (90.1)...**Walks:** Carlos Cabrera, 1st (46)...Whit Bryant, T-3rd (40).

BATTERS	AVG	G	AB	R	H	TB	2B	3B	HR	RBI	SH	SF	HP	BB	IBB	SO	SB	CS	DP	SLG	OBP	E
Abreu, Nielsen	.257	41	140	16	36	40	4	0	0	10	0	1	2	13	0	16	14	8	1	.286	.327	2
*Barthelemy, Ryan	.258	68	260	27	67	92	13	3	2	32	3	5	2	19	3	56	5	2	5	.354	.308	9
Cafiero, Rob	.222	60	225	22	50	74	6	0	6	35	1	3	1	16	0	59	0	2	2	.329	.273	10
Dancy, Cliff	.200	47	155	12	31	40	2	2	1	3	3	1	2	7	0	45	10	2	3	.258	.242	4
*Isenhower, Jeremy	.400	3	10	1	4	6	0	1	0	3	0	2	1	0	0	0	1	0	0	.600	.385	0
Jones, Terry	.223	43	157	13	35	54	8	4	1	16	1	1	5	12	0	40	5	1	1	.344	.297	9
Manfred, Brian	.189	22	74	8	14	25	3	1	2	8	1	0	2	10	0	17	0	0	0	.338	.302	4
#Marshall, Andre	.224	46	143	13	32	38	4	1	0	12	5	2	0	24	0	42	6	2	4	.266	.331	8
McRoberts, Mark	.295	46	166	27	49	77	12	2	4	17	2	2	4	21	1	40	6	1	3	.464	.383	6
*Nunez, Alex	.255	15	47	9	12	18	3	0	1	6	0	1	2	11	0	8	3	0	2	.383	.410	6
Pratt, Trent	.237	39	118	10	28	35	7	0	0	12	2	2	3	19	0	33	0	1	4	.297	.352	2
Rivera, Erick	.249	49	181	19	45	64	11	1	2	19	6	1	4	13	0	40	10	4	8	.354	.312	2
Rivero, Luis	.160	34	100	10	16	24	1	2	1	12	1	0	0	8	0	29	3	2	4	.240	.222	4
Roberson, Chris	.276	62	214	29	59	79	8	3	2	24	1	2	10	26	0	51	17	8	2	.369	.377	6
#Rodriguez, Carlos	.290	61	248	29	72	85	7	3	0	15	5	0	4	19	0	48	21	11	2	.343	.351	18
Sato, G.G.	.306	20	72	16	22	36	5	0	3	8	1	2	2	8	1	25	2	1	1	.500	.381	0
Silvera, Andres	.230	31	113	13	26	46	6	1	4	12	2	1	3	12	1	40	10	5	3	.407	.318	5
#Wardinsky, Ryan	.262	26	84	8	22	27	2	0	1	7	0	0	3	8	0	24	2	2	0	.321	.347	3
*Winegarden, Erik	.282	10	39	6	11	14	3	0	0	5	0	1	1	6	0	6	0	0	2	.359	.383	1

PITCHERS	W-L	PCT	ERA	G	GS	CG	SHO	GF	SV	IP	H	AB	TBF	R	ER	HR	SH	SF	HB	BB	IBB	SO	WP	BK
Arteaga, Erick	3-1	.750	2.79	12	12	0	0	0	0	80.2	61	289	321	27	25	5	2	2	7	21	0	44	2	0
*Bourgeois, Nick	0-3	.000	5.40	6	5	0	0	0	0	18.1	13	65	84	14	11	1	0	0	3	16	0	17	2	0
Brewster, Derek	0-0	.000	0.00	4	0	0	0	3	1	7.0	1	23	26	0	0	0	0	0	2	1	0	3	0	0
*Bryant, Whit	1-5	.167	5.40	16	6	0	0	2	1	43.1	43	154	204	29	26	0	3	2	5	40	1	36	4	2
Busbin, Brad	2-2	.500	1.80	11	0	0	0	7	0	20.0	14	74	80	6	4	2	0	0	2	4	0	12	1	0
Cabrera, Carlos	9-2	.818	3.59	15	14	0	0	1	0	90.1	79	333	388	44	36	5	2	2	5	46	0	77	3	1
Gwaltney, Lee	0-2	.000	3.60	7	7	0	0	0	0	25.0	26	94	103	12	10	2	0	0	3	6	0	18	0	0
Harrand, Rob	1-5	.167	4.17	8	8	0	0	0	0	41.0	44	163	178	20	19	2	1	0	1	13	0	25	2	0
Korecky, Bobby	2-2	.500	2.31	7	5	0	0	0	0	35.0	30	124	132	12	9	2	1	1	0	6	0	25	2	0
Menocal, Victor	2-1	.667	3.45	19	0	0	0	16	2	31.1	36	118	138	13	12	0	2	0	5	13	0	16	1	0
Minor, Zach	2-2	.500	3.99	18	0	0	0	7	0	38.1	36	141	165	21	17	2	0	5	0	19	1	30	4	2
Moreno, Victor	3-3	.500	3.71	17	0	0	0	13	5	26.2	19	96	121	14	11	3	2	0	2	21	0	34	2	1
Naatjes, Darin	0-0	.000	0.00	2	0	0	0	1	0	4.0	3	15	16	0	0	0	0	0	1	0	7	1	0	
Paddock, Josh	1-1	.500	3.27	13	0	0	0	2	0	22.0	28	91	97	14	8	0	0	2	1	3	0	12	1	0
Read, Robby	3-5	.375	2.82	13	13	1	0	0	0	67.0	58	240	281	26	21	4	0	4	5	32	0	43	3	0
Reyes, Maximo	0-1	.000	4.70	4	0	0	0	3	0	7.2	11	33	34	4	4	1	0	1	0	0	0	5	0	0
*Richardson, Beau	5-4	.556	3.54	16	6	0	0	3	1	61.0	68	229	253	29	24	2	0	2	4	18	1	35	3	1
Rogelstad, Jeremy	0-3	.000	3.77	24	0	0	0	14	2	45.1	39	167	190	19	19	5	3	3	2	15	1	30	1	0
Steen, Adam	0-0	.000	2.45	12	0	0	0	3	0	22.0	19	84	91	6	6	2	1	1	0	5	0	15	1	0

* Left-handed # Switch hitter

2002 MINOR LEAGUE REVIEW

GULF COAST PHILLIES

Gulf Coast League Champions...Finished the regular season as the Northern Division Champions with a league-best 39-21 record...Qualified for the Gulf Coast League playoffs for the 1st time...Defeated the GCL Dodgers, 2 games to 1, to win the GCL Championship...Game 1: Dodgers defeated Phillies, 2-0; Game 2: Phillies defeated Dodgers, 7-0; Game 3: Phillies eliminated Dodgers, 5-3...STAFF - Manager: Ruben Amaro Sr.; Pitching Coach: Carlos Arroyo; Coaches: Dan Roberts and Jim Morrison; Trainer: Sean Casni.

League Leaders: TEAM - 6th in team batting (.254), 1st in team pitching (2.44), complete games (7) and shutouts (13)...**OFFENSE** - **Doubles**: Bryan Hansen, T-3rd (16)...**Extra-base hits**: Bryan Hansen, 3rd (21)...**PITCHING** - **ERA**: Elizardo Ramirez, 1st (1.10)...**Wins**: Francisco Butto, T-2nd (7); Elizardo Ramirez, T-2nd (7)...**Saves**: Maximo Reyes, 1st (12)...**Strikeouts**: Elizardo Ramirez, 2nd (73)...**Games**: Maximo Reyes, T-2nd (22)...**Complete games**: Francisco Butto, 1st (3)...**Shutouts**: Francisco Butto, 1st (2)...**Innings pitched**: Elizardo Ramirez, 1st (73.1); Matt Sweeney, 3rd (67.0); Francisco Butto, 4th (62.1).

BATTERS	AVG	G	AB	R	H	TB	2B	3B	HR	RBI	SH	SF	HP	BB	IBB	SO	SB	CS	DP	SLG	OBP	E
Blalock, Jake	.250	25	88	13	22	31	6	0	1	13	0	3	0	10	0	15	3	0	2	.352	.317	3
Bramasco, Omar	.209	46	129	25	27	39	3	0	3	13	2	1	3	21	0	43	2	2	0	.302	.331	5
Brito, Henry	.258	55	190	26	49	65	8	1	2	27	6	0	3	24	1	34	5	5	2	.342	.350	1
#DelosSantos, Esteban	.222	50	167	24	37	64	6	3	5	29	2	2	5	15	0	50	6	6	5	.383	.302	16
#Diaz, Jeury	.328	21	61	12	20	25	5	0	0	5	2	0	0	9	0	11	4	0	2	.410	.414	2
*Fisher, Kiel	.229	35	105	9	24	39	4	1	3	20	2	1	2	13	0	34	1	2	0	.371	.322	7
Gillies, Mike	.230	43	152	24	35	54	7	0	4	14	0	4	0	12	0	16	3	2	5	.355	.280	8
Gradoville, Tim	.267	37	101	16	27	33	6	0	0	4	4	0	1	8	0	19	14	2	0	.327	.327	2
*Hansen, Bryan	.306	54	180	21	55	82	16	4	1	28	2	5	4	14	0	26	3	3	0	.456	.360	2
*Isenhower, Jeremy	.308	27	91	16	28	39	8	0	1	10	0	1	2	10	1	21	6	3	0	.429	.385	6
Moni, Timi	.098	18	41	4	4	4	0	0	0	3	0	0	1	1	0	25	1	0	1	.098	.140	1
*Nonemaker, Karl	.308	59	221	32	68	87	14	1	1	28	3	2	1	20	0	20	13	5	3	.394	.365	0
*Nunez, Alexis	.224	14	49	4	11	15	4	0	0	7	0	2	1	5	0	5	3	0	1	.306	.298	3
Oliva, Chad	.211	28	90	10	19	25	1	1	1	8	1	1	0	12	0	21	4	1	3	.278	.301	1
Rivero, Luis	.333	4	6	1	2	2	0	0	0	1	0	0	0	3	0	1	0	0	0	.333	.556	0
Sato, G.G.	.267	17	60	5	16	22	4	1	0	1	0	0	0	7	0	10	4	1	1	.367	.343	0
#Wardinsky, Ryan	.220	23	59	8	13	14	1	0	0	8	2	2	3	10	0	10	3	3	0	.237	.351	3
*Winegarden, Erik	.211	31	90	14	19	33	6	1	2	16	0	3	1	17	1	19	5	0	4	.367	.333	5

PITCHERS	W-L	PCT	ERA	G	GS	CG	SHO	GF	SV	IP	H	AB	TBF	R	ER	HR	SH	SF	HB	BB	IBB	SO	WP	BK
Butto, Francisco	7-2	.778	2.31	12	9	3	2	2	1	62.1	37	210	236	18	16	1	1	1	4	20	0	52	0	2
De La Cruz, Julio	3-0	1.000	3.56	7	5	0	0	0	0	30.1	28	112	129	12	12	1	0	3	2	12	0	25	0	0
Delacruz, Maximo	1-0	1.000	1.17	2	1	0	0	0	0	7.2	4	25	29	1	1	0	0	0	2	2	0	5	1	0
Denison, Brandon	0-2	.000	5.53	12	1	0	0	0	6	27.2	38	123	134	21	17	2	1	1	2	7	0	14	4	0
Dorsey, Brian	3-2	.600	2.57	16	2	0	0	5	0	35.0	31	128	152	19	10	0	4	2	2	16	1	35	2	0
Machi, Jean	2-0	1.000	1.00	10	2	0	0	4	1	27.0	11	85	105	4	3	0	2	1	1	16	0	22	2	0
Mathieson, Scott	0-2	.000	5.40	7	2	0	0	1	0	16.2	24	71	81	11	10	0	1	1	2	6	0	14	0	1
Nunez, Franklin	0-0	.000	0.00	1	1	0	0	0	0	2.0	2	8	9	0	0	0	0	0	0	1	0	4	0	0
Paddock, Josh	2-1	.667	2.16	6	2	0	0	2	0	25.0	16	84	94	7	6	0	2	2	1	5	1	13	2	0
Ramirez, Elizardo	7-1	.875	1.10	11	11	2	1	0	0	73.1	44	266	275	18	9	3	3	1	3	2	0	73	3	1
Reyes, Maximo	2-0	1.000	0.35	22	0	0	0	20	12	25.2	12	89	93	2	1	0	1	0	0	3	0	29	0	0
*Rupert, Chris	1-3	.250	1.80	18	0	0	0	11	4	30.0	19	102	109	6	6	0	2	0	1	4	0	21	0	0
Sanchez, Emilio	2-0	1.000	2.63	3	2	0	0	0	0	13.2	10	50	54	4	4	0	0	1	0	3	0	15	0	0
Segovia, Zachary	3-2	.600	2.10	8	8	0	0	0	0	34.1	21	121	128	11	8	0	0	1	3	3	0	30	1	0
Steen, Adam	1-1	.500	6.75	7	0	0	0	2	0	16.0	23	69	84	14	12	0	2	1	2	10	2	10	1	0
Sweeney, Matt	4-5	.444	2.69	12	12	2	1	0	0	67.0	56	241	274	23	20	2	3	3	0	27	0	38	3	0
Telemaco, Amaury	1-0	1.000	1.64	2	2	0	0	0	0	11.0	4	38	41	2	2	0	0	0	1	2	0	5	0	0

* Left-handed # Switch hitter

2001 MINOR LEAGUE REVIEW

GULF COAST PHILLIES PLAYOFF STATS

BATTERS	AVG	G	AB	R	H	TB	2B	3B	HR	RBI	SH	SF	HP	BB	IBB	SO	SB	CS	GI DP	SLG	OBP	E
Blalock, Jake	.200	3	10	1	2	3	1	0	0	1	0	0	0	1	0	1	1	0	0	.300	.273	0
Bramasco, Omar	.000	3	2	2	0	0	0	0	0	1	1	0	0	5	0	1	0	0	0	.000	.714	0
Brito, Henry	.273	3	11	2	3	3	0	0	0	2	0	0	0	0	3	0	0	0	0	.273	.273	0
#DelosSantos, Esteban	.200	3	10	1	2	2	0	0	0	0	0	0	1	0	0	3	1	0	0	.200	.273	0
#Diaz, Jeury	.286	2	7	0	2	2	0	0	0	0	0	0	0	0	0	2	1	0	0	.286	.286	1
*Fisher, Kiel	.000	3	8	1	0	0	0	0	0	1	0	1	0	1	0	4	0	0	0	.000	.100	2
Gillies, Mike	.200	2	5	0	1	1	0	0	0	0	0	0	0	1	0	0	0	0	0	.200	.333	0
Gradoville, Tim	.125	2	8	1	1	2	1	0	0	0	0	0	0	0	0	3	0	0	0	.125	.125	1
*Hansen, Bryan	.400	3	10	1	4	6	2	0	0	3	0	0	0	1	0	2	1	0	0	.600	.455	0
Moni, Timi	.000	1	0	1	0	0	0	0	0	0	0	0	0	0	0	0	0	0	0	.000	.000	0
*Nonemaker, Karl	.455	3	11	2	5	5	0	0	0	3	0	0	0	0	0	1	0	0	0	.455	.455	0

PITCHERS	W-L	PCT	ERA	G	GS	CG	SHO	GF	SV	IP	H	AB	TBF	R	ER	HR	SH	SF	HB	BB	IBB	SO	WP	BK
Butto, Francisco	0-1	.000	3.60	1	1	0	0	0	0	5.0	4	18	20	2	2	0	0	0	0	2	0	3	0	0
Ramirez, Elizardo	1-0	1.000	0.00	1	1	1	1	0	0	7.0	3	21	22	0	0	0	0	0	1	0	0	3	0	0
Reyes, Maximo	0-0	.000	0.00	1	0	0	0	1	1	1.0	0	3	3	0	0	0	0	0	0	0	0	0	0	0
*Rupert, Chris	0-0	.000	0.00	1	0	0	0	1	0	2.0	0	6	6	0	0	0	0	0	0	0	0	2	0	0
Segovia, Zachary	1-0	1.000	0.00	1	0	0	0	0	0	3.0	1	9	9	0	0	0	0	0	0	0	0	3	0	0
Sweeney, Matt	0-0	.000	3.60	1	1	0	0	0	0	5.0	5	19	21	3	2	0	0	0	1	1	0	2	1	0

* Left-handed # Switch hitter

BASEBALL AMERICA BEST TOOLS

International League (AAA)

RHP Brett Myers - Best Pitching Prospect, Best Fastball

RHP Joe Roa - Best Control

Manager Marc Bombard - Best Manager Prospect

Florida State League (A)

RHP Taylor Buchholz - Best Breaking Pitch

MINOR LEAGUE PITCHERS AND PLAYERS OF THE MONTH

	Pitcher	Player
April	Seung Lee (rhp), LK	Johnny Estrada (c), SWB
May	Ryan Madson (rhp), RD	Ryan Howard (1b), LK
June	Joe Roa (rhp), SWB	Travis Chapman (3b), RD
July	Elizardo Ramirez (rhp), GC	Troy McNaughton (of), RD
August	Ryan Carter (lhp), CL	Jay Sitzman (of), RD

2002 MINOR LEAGUE REVIEW

GUANUMA PHILLIES

Dominican Summer League Central Division Champions (49-22)...Defeated Boston for the division title, eliminated by Toronto in the semi-finals...STAFF - Manager: Sammy Mejia; Pitching Coach: Cesar Mejia; Coach: Domingo Brito; Trainer: Miguel Gutierrez.

League Leaders: OFFENSE - Batting: Eduardo Cabrera, 6th (.336)...**PITCHING - ERA:** Rony Torres, 1st (0.60); Felix Concepcion, 3rd (0.98); Danny O. Mosquee, 5th (1.09)...Hector De La Cruz, 3rd (13).

BATTERS	AVG	G	AB	R	H	2B	3B	HR	RBI	BB	SO	SB	CS	SLG	OBP	E
Acosta, Giancarlo	.220	30	100	13	22	5	0	0	12	5	24	2	1	.270	.269	3
Cabrera, Eduardo	.336	41	140	30	47	14	2	6	28	18	18	4	1	.593	.420	4
Cabrera, Ronnie	.167	2	6	1	1	1	0	0	0	0	2	0	0	.333	.167	0
Casado, Marcos	.129	22	62	7	8	2	1	2	5	4	16	0	0	.290	.217	4
Cespedes, Osvaldo	.230	51	139	25	32	4	1	2	19	23	43	8	6	.317	.359	32
Collado, Julio	.167	9	24	4	4	1	0	0	0	3	4	0	1	.208	.310	3
Diaz, Jasil	.327	18	52	18	17	3	0	3	12	17	10	2	1	.558	.500	3
Garcia, Carlos	.273	42	128	33	35	1	2	0	11	22	13	13	4	.313	.400	8
Garcia, Jose S.	.274	67	241	41	66	19	3	0	28	21	33	10	5	.378	.348	8
Gonzalez, Carlos	.307	21	88	17	27	5	1	2	12	4	16	1	1	.455	.347	1
Guzman, Gregorio	.271	54	203	32	55	12	1	0	28	9	28	10	3	.340	.315	10
Manzanillo, Ravelo	.255	62	220	42	54	10	4	5	33	30	44	11	8	.405	.360	4
Morillo, Franklin	.241	16	58	6	14	3	0	1	10	7	7	4	0	.345	.323	1
Pared, Jorge	.244	67	246	28	60	8	1	3	28	9	49	8	5	.321	.283	22
Soto, Victor	.263	55	213	39	56	12	4	4	45	18	28	12	1	.413	.322	13
Valdez, Antonio	.239	51	163	37	39	8	2	7	22	20	37	3	1	.442	.344	6
Vasquez, Hector	.257	64	257	52	66	13	4	8	37	29	51	8	6	.432	.342	2

PITCHERS	W-L	ERA	G	GS	CG	SHO	SV	IP	H	R	ER	HR	HB	BB	SO	WP	AVG
Alcantara, Welinton	3-1	2.77	17	3	0	0	1	39.0	34	18	12	2	3	12	31	6	.222
Beras, Julio	2-0	3.86	5	0	0	0	0	11.2	7	5	5	0	0	7	9	2	.163
Casilla, Carlos	0-1	6.48	10	0	0	0	0	8.1	11	9	6	2	1	5	4	3	.282
Concepcion, Felix	8-0	0.98	11	11	1	1	0	64.1	20	10	7	2	3	31	84	3	.097
De Jesus, Ricardo	3-0	1.69	10	2	0	0	0	21.1	21	8	4	1	0	7	12	1	.253
De La Cruz, Hector	2-0	1.62	29	0	0	0	13	33.1	20	8	6	1	1	7	27	3	.171
De La Cruz, Maximo	4-2	2.48	11	10	0	0	0	58.0	43	20	16	3	4	16	40	8	.206
Duran, Miguel	0-0	2.31	5	0	0	0	0	11.2	9	4	3	0	1	3	10	1	.209
Encarnacion, Luis	0-4	7.36	10	5	0	0	0	25.2	32	25	21	2	5	20	11	4	.308
Fermin A., Martin	0-0	2.70	4	0	0	0	0	3.1	3	3	1	0	1	5	4	1	.214
Jose, Luis Ariel	4-2	1.71	7	7	0	0	0	42.0	27	9	8	1	5	11	40	1	.180
Maldonado, Jorge	0-1	8.53	9	0	0	0	0	12.2	17	14	12	5	0	8	6	3	.327
Morel, Cesar	2-1	6.75	12	0	0	0	0	21.1	22	19	16	2	2	9	9	3	.256
Moreta, Argelis	0-3	3.76	13	1	0	0	0	26.1	22	14	11	0	2	17	13	2	.222
Mosquee, Danny C.	1-3	5.56	16	5	0	0	0	34.0	33	24	21	0	6	27	14	9	.264
Mosquee, Danny O.	8-2	1.09	14	14	0	0	0	90.2	42	16	11	2	5	27	96	9	.137
Pena, Junior	0-0	4.50	5	0	0	0	0	4.0	7	2	2	1	0	1	4	0	.368
Sosa, Juan	2-0	4.80	7	0	0	0	0	15.0	22	9	8	0	0	6	9	0	.344
Torres, Rony	10-2	0.60	14	13	3	2	1	90.1	46	12	6	1	7	16	55	1	.148
Veras, Julia	1-0	3.60	2	0	0	0	0	5.0	4	2	2	0	0	1	1	0	.211

* Left-handed # Switch hitter

2002 MINOR LEAGUE REVIEW

MARIARA PHILLIES

Finished the season 7th in the Venezuelan Summer League Valencia Division (24-36)...STAFF - Coordinator: Rafael DeLima; Pitching Coach: Jose Betancourt; Coach: Silverio Navas; Trainer: Vladimir Martinez.

League Leaders: TEAM - 10th in team batting (.216); 11th in team ERA (3.50)...**OFFENSE** - **Batting:** Mauber Lopez, 9th (.306)...**RBI:** Mauber Lopez, 4th (35)...**Hits:** Mauber Lopez, 2nd (64)...**Home runs:** Mauber Lopez, T-5th (5)...**PITCHING** - **ERA:** Mahler Bravo, 8th (1.59)...**Saves:** Jean Machi, 3rd (7); Erkly Hinojosa, T-4th (6)...**Losses:** Mahler Bravo, T-3rd (5).

BATTERS	AVG	GP-GS	AB	R	H	2B	3B	HR	RBI	TB	SLG	BB	HBP	SO	GDP	OBP	SF	SH	SB-ATT	E
Aguilar, Trino	.230	47-44	161	19	37	1	1	4	15	52	.323	9	7	30	3	.298	1	2	8-12	14
Anguizola, Mario	.239	41-36	109	12	26	4	0	0	7	30	.275	11	4	25	2	.331	0	2	3-4	5
*Berrios, Leonardo	.000	12-2	4	0	0	0	0	0	0	0	.000	0	0	4	0	.000	0	0	0-0	0
Duran, Alexander	.151	15-14	53	9	8	3	0	1	3	14	.264	4	3	9	2	.250	0	1	2-2	0
Guevara, Orlando	.232	46-43	151	20	35	4	2	1	25	46	.305	20	11	45	1	.363	0	1	5-8	13
Lewis, Angel	.179	35-28	84	11	15	2	0	0	7	17	.202	7	5	35	1	.278	1	1	4-4	5
#Lopez, Jose	.200	60-58	220	29	44	6	2	0	16	54	.245	18	6	67	4	.279	0	0	7-14	7
Lopez, Marcos	.202	44-34	124	13	25	4	0	0	5	29	.234	15	3	28	1	.303	0	1	6-9	11
Lopez, Mauber	.306	60-60	209	34	64	8	1	5	35	89	.426	27	6	34	3	.401	0	4	10-17	4
Machi, Jean	.571	14-1	7	2	4	1	0	0	2	5	.714	0	0	1	0	.571	0	0	0-0	1
Martinez, Jose	.159	54-50	164	25	26	9	0	1	13	38	.232	21	6	56	1	.275	2	1	4-5	3
Patino, Eduardo	.226	58-53	195	24	44	11	0	3	18	64	.328	7	11	36	3	.288	2	4	8-13	16
Rojas, Javier	.207	56-46	174	16	36	3	2	0	9	43	.247	21	3	44	3	.303	0	2	7-13	21
Valero, Deywils	.178	31-26	90	4	16	2	0	0	4	18	.200	5	3	26	1	.245	0	0	2-2	2
Villamar, Oscar	.193	56-47	176	11	34	10	1	2	21	52	.295	10	6	38	5	.258	2	0	2-2	5

PITCHERS	SHO/																			OPP										
	ERA	W-L	APP	GS	CG	CBO	SV	IP	H	R	ER	BB	SO	2B	3B	HR	AB	AVG	WP	HB	BK	SF	SH							
Arroyo, German	5.14	0-3	6	2	0	0/0	0	21.0	31	18	12	10	9	3	1	1	82	.378	3	4	0	2	1							
*Berrios, Leonardo	5.06	1-2	9	2	0	0/0	1	16.0	21	11	9	8	8	6	0	0	69	.304	0	1	1	0	2							
Bravo, Mahler	1.59	3-5	12	9	1	0/1	1	68.0	53	23	12	14	63	6	2	3	244	.217	3	3	1	4	1							
Ceballos, Larry	4.13	2-1	9	3	1	1/0	0	28.1	30	20	13	15	21	4	0	2	113	.265	4	3	0	0	0							
Cova, Rafael	3.63	2-1	11	2	1	0/0	0	22.1	19	13	9	19	15	4	0	1	76	.250	3	3	0	2	1							
Gonzalez, Luis	5.58	1-2	11	2	0	0/0	0	30.2	35	22	19	9	21	5	1	1	125	.280	6	1	0	0	0							
*Hinojosa, Erkly	5.76	1-3	15	0	0	0/0	6	25.0	29	20	16	11	23	4	1	2	97	.299	1	4	1	1	3							
Lewis, Angel	0.00	0-0	1	0	0	0/0	0	1.0	0	0	0	1	0	0	0	0	3	.000	0	0	0	0	0							
Machi, Jean	0.00	2-0	11	0	0	0/0	7	11.2	5	0	0	3	13	0	0	0	38	.132	0	2	1	0	0							
Martinez, Delio	1.65	1-1	12	0	0	0/0	0	16.1	14	6	3	5	20	2	0	2	63	.222	6	3	0	0	0							
Mendoza, Robert	3.58	2-3	12	5	0	0/0	0	37.2	23	27	15	19	31	1	1	0	130	.177	1	4	2	2	1							
*Ochoa, Harry	3.99	4-4	12	9	0	0/0	0	47.1	56	24	21	13	37	8	1	0	187	.299	5	7	0	0	1							
Perez, Adrian	5.88	1-3	9	5	0	0/0	0	26.0	23	21	17	16	17	4	0	3	100	.230	3	3	0	0	1							
Quijada, Fernando	2.48	2-3	11	9	0	0/1	0	54.1	50	24	15	22	34	5	1	2	188	.266	5	7	0	4	6							
Rojas, Alexis	2.98	1-4	11	8	1	0/0	0	51.1	45	21	17	7	32	5	4	1	196	.230	2	7	0	1	1							
Santander, Nelson	3.31	1-0	12	3	0	0/0	0	32.2	30	21	12	20	29	2	0	1	124	.242	8	6	0	1	2							
*Urupon, Ivis	4.26	0-1	11	1	0	0/0	1	25.1	22	13	12	8	15	2	0	1	93	.237	2	4	0	0	0							

* Left-handed # Switch hitter

MINOR LEAGUE PLAYERS

ABREU, NIELSEN RAMON...INF... B-T: R-R...HT: 5-11; WT: 160...**BORN:** April 1, 1979, Maracay, VZ...**RESIDES:** Aragua, VZ...**EDUCATION:** Creacion Sorocaima HS...**MISC:** Younger brother of Phillies outfielder Bobby Abreu...**OBTAINED:** Signed by Phillies as an amateur free agent, 9/24/99...**1999:** Made pro debut in Florida Instructional League...**2000:** Began season in extended spring training...Assigned to Gulf Coast Phillies (R)...Promoted to Batavia (A), 8/19...**2001:** Spent whole season with GC Phillies...Had season-high 4 hits, 7/19 vs Yankees...Hit 1st pro HR, 8/17 at Yankees...Was 8-for-16 in final 4 games to raise season avg from .243 to .275...**2002:** Began season with Clearwater (A) and appeared in 2 games as a pinch-runner...Transferred to extended spring training, 4/21...Joined Batavia (A), 6/18, and appeared in 3 games before being promoted to Lakewood (A), 6/24...Appeared in 2 games for Lakewood before being moved back to Batavia, 6/27, where he spent the remainder of the season...Hit .333 (29-87) in his first 26 games, but slumped to a .132 (7-53) avg in his final 15 games...Played 21 games at 2B, 12 at SS and 3 at 3B.

YEAR	CLUB	AVG	G	AB	R	H	2B	3B	HR	RBI	SH	SF	HP	BB	SO	SB	CS	E
2000	Phillies, GCL	.242	24	66	6	16	2	0	0	4	2	0	1	3	7	5	2	3
	Batavia	.125	6	8	2	1	0	0	0	1	0	0	0	0	1	0	0	2
2001	Phillies, GCL	.275	35	131	14	36	3	0	1	10	0	1	0	6	19	3	5	10
2002	Clearwater	—	2	0	0	0	0	0	0	0	0	0	0	0	0	0	0	0
	Batavia	.257	41	140	16	36	4	0	0	10	0	1	2	13	16	14	8	2
	Lakewood	.000	2	1	1	0	0	0	0	0	0	0	0	0	0	0	0	0
Minors	Totals	.257	110	346	39	89	9	0	1	25	2	2	3	22	43	22	15	17

ACEVEDO, CARLOS FERMIN...OF...HT: 6-1; WT: 160...**B-T:** R-R...**BORN:** January 31, 1979, Santo Domingo, DR...**RESIDES:** Santo Domingo...**EDUCATION:** 1996 graduate Nuestra Senora Del Socorro HS...**OBTAINED:** Signed by Phillies as an amateur free agent, 9/24/97...**1998:** Made pro debut with Martinsville (R)...Went 5-for-6, 8/23 vs Danville...3rd in Appalachian League in at-bats...Led Appy League OF in TC (138) and PO (124)...Youngest Phillies player in Florida Instructional League...**1999:** Began season in extended spring training...Promoted to Clearwater (A), 6/2...Outrighted to Piedmont (A), 6/19...**2000:** Began season in Piedmont...Outrighted to Batavia (A), 6/17...Hit .429 (3-7) in 2 New York-Penn League playoff games...**2001:** Spent season with Lakewood (A)...Reached base safely in 15 straight games, 4/21-5/5 (.352, 19-54, 9 RBI, 10 BB) and 18 straight, 5/28-6/16 (.348, 23-66, 9 RBI, 2 BB)...Had season-high 12-game hitting streak, 6/4-16 (.326, 15-46, 6 RBI)...**2002:** Played for Clearwater all season...Placed on DL, 4/12 (fractured left hand)...Had surgery, 4/19, to remove hook of the hamate bone in left hand (Dr. Randall Culp)...Activated, 6/20...Placed back on DL, 7/25 (left hamstring pull)...Activated, 8/6...Hit .387 (12-31) over a span of 9 games, 7/16-8/26...Hit .290 against LHP...FIL.

YEAR	CLUB	AVG	G	AB	R	H	2B	3B	HR	RBI	SH	SF	HP	BB	SO	SB	CS	E
1998	Martinsville	.237	64	249	31	59	11	3	1	25	0	0	1	12	32	6	6	9
1999	Clearwater	.286	12	42	4	12	2	1	0	6	0	0	0	3	7	2	1	3
	Piedmont	.282	56	188	22	53	10	0	1	19	0	2	0	11	30	7	2	7
2000	Piedmont	.226	37	106	10	24	3	1	0	8	2	1	0	12	23	5	2	1
	Batavia	.257	63	230	28	59	5	1	1	22	2	1	3	18	47	13	3	6
2001	Lakewood	.252	109	409	33	103	18	3	2	47	3	4	3	28	74	10	10	4
2002	Clearwater	.217	32	115	8	25	6	0	0	6	1	0	2	6	19	0	2	2
Minors	Totals	.250	373	1339	128	335	55	9	5	133	8	8	9	90	232	43	26	32

ADAMS, DANIEL M...RHP... B-T: R-R...HT: 6-0; WT: 198...**BORN:** February 21, 1978, Orcas Island, WA...**RESIDES:** Burlington, WA...**EDUCATION:** 1996 graduate Burlington Edison HS; 1997-98 attended Walla Walla CC; attended Kent State U...**MISC:** Played Little League, Babe Ruth, and American Legion ball...**HOBBIES:** Skiing, golf and fishing...**OBTAINED:** Phillies 33rd round pick in June 2000 draft...**2000:** Spent 1st pro season with Batavia (A)...Threw season-high 3.1 IP, 6/25 at Queens...Earned 1st pro save, 7/6 vs Oneonta and 1st pro win, 7/16 at Utica...Struck out season-high 4 in 1.2 IP, 8/11 vs Utica...**2001:** Spent all season with Lakewood (A)...Led team with 50 appearances...Did not allow an ER in 20.1 innings, 5/22-6/24 (13 games)...Struck out a season-high 6 batters in 2.0 IP, 5/22 at Wilmington...Had a 0.57 ERA in 10 June games (15.2 IP, 1 ER)...Did not allow a run in 7 straight appearances (5.1 IP), 7/15-30...Was 2-1, 1.49 ERA in 27 home games...**2002:** Began season with Clearwater (A)...Made 1st pro start, 6/16 at St. Lucie and took the loss (2.0 IP, 4 ER)...Had a 2.75 ERA at home for Clearwater...Promoted to Reading (AA), 8/19, and made just 2 appearances before returning to Clearwater, 8/30...Held opponents to a .237 avg with Clearwater.

YEAR	CLUB	W-L	ERA	G	GS	CG	SHO	SV	IP	H	R	ER	HR	HB	BB	SO	WP	BK
2000	Batavia	2-0	2.17	23	0	0	0	5	29.0	27	8	7	0	4	13	30	3	1
2001	Lakewood	4-6	2.10	50	0	0	0	3	68.2	67	25	16	4	3	12	55	0	0
2002	Clearwater	3-6	4.31	35	1	0	0	4	62.2	55	31	30	6	2	19	29	2	0
	Reading	0-0	4.15	2	0	0	0	0	4.1	3	2	1	1	0	0	4	0	0
Minors	Totals	9-12	2.95	110	1	0	0	12	164.2	152	66	54	11	9	44	118	5	1

AGUILAR, TRINO ABRAHAM...INF... B-T: R-R...HT: 5-10; WT: 170...**BORN:** July 27, 1983, Valle de la Pascua, Guarico, VZ...**RESIDES:** Valle de la Pascua, Guarico...**EDUCATION:** Unidad Educativa Cajigal...**OBTAINED:** Signed by Phillies as an amateur free agent, 3/14/01...**2001:** Made pro debut with Mariara (R)...Led league in RBI and finished 2nd in hits...Led team in hits, 2B, HR and RBI, 2nd in AVG, R and SLG % (.429)...**2002:** 2nd season with Mariara...Made 24 appearances at SS, 11 at 2B, 7 at 3B and one each in RF and LF.

MINOR LEAGUE PLAYERS

YEAR	CLUB	AVG	G	AB	R	H	2B	3B	HR	RBI	SH	SF	HP	BB	SO	SB	CS	E
2001	Phillies, VSL	.316	58	231	35	73	12	1	4	*48	0	0	0	20	41	8	7	14
2002	Phillies, VSL	.230	47	161	19	37	1	1	4	15	2	1	7	9	30	8	4	14
Minors	Totals	.281	105	392	54	110	13	2	8	63	2	1	7	29	71	16	11	28

* League Leader

ALCANTARA, WELINTON...LHP...B-T: L-L...**HT:** 6-1; **WT:** 175...**BORN:** July 16, 1984, Santo Domingo, DR...**RESIDES:** Sabana Perdida, DR...**OBTAINED:** Signed by Phillies as an amateur free agent, 11/23/01...**2002:** Made pro debut with Guanuma Phillies (R)...Held opponents to a .222 avg.

YEAR	CLUB	W-L	ERA	G	GS	CG	SHO	SV	IP	H	R	ER	HR	HB	BB	SO	WP	BK
2002	Phillies, DSL	3-1	2.77	17	3	0	0	1	39.0	34	18	12	2	3	12	31	6	-

ANGUIZOLA, MARIO DEJESUS...C...B-T: R-R...**HT:** 5-11; **WT:** 180...**BORN:** October 5, 1973, David Chiriqui, Panama...**RESIDES:** David Chiriqui...**OBTAINED:** Signed by Phillies as an amateur free agent, 5/13/02...**2002:** Spent 1st pro season with Mariara (R)...Appeared in 17 games as C, 5 in RF, 3 in LF and one each at 1B and 2B.

YEAR	CLUB	AVG	G	AB	R	H	2B	3B	HR	RBI	SH	SF	HP	BB	SO	SB	CS	E
2002	Phillies, VSL	.239	41	109	12	26	4	0	0	7	2	0	4	11	25	3	1	5

ARROYO, GERMAN ENRIQUE...RHP...B-T: R-R...**HT:** 6-2; **WT:** 170...**BORN:** January 3, 1983, Caracas, VZ...**RESIDES:** Caracas...**OBTAINED:** Signed by Phillies as an amateur free agent, 5/31/02...**2002:** Made pro debut with Mariara (R)...Had a combined 1.86 ERA in June & August and a 7.94 ERA in July.

YEAR	CLUB	W-L	ERA	G	GS	CG	SHO	SV	IP	H	R	ER	HR	HB	BB	SO	WP	BK
2002	Phillies, VSL	0-3	5.14	6	2	0	0	0	21.0	31	18	12	1	4	10	9	3	0

ARTEAGA, ERICK ALEXANDER...RHP...B-T: R-R...**HT:** 6-7; **WT:** 170...**BORN:** April 2, 1981, San Felipe, VZ...**RESIDES:** San Felipe...**OBTAINED:** Signed by Phillies as an amateur free agent, 7/18/98...**2000:** Pitched for La Victoria Phillies (R)...**2001:** Led Gulf Coast League Phillies (R) in innings...Made 1st pro start, 6/20 vs Tigers...Made only relief appearance, 7/30 vs Royals (4.0 IP, 4 ER)...Pitched at least 5.0 innings in every start...Did not allow a HR all season...Pitched in Florida Instructional League...Played winter ball for La Guaira, Venezuela...**2002:** Spent season with Batavia (A)...Pitched at least 6.0 innings in 10 of 12 starts (83%), including 7.0 IP in 4 of his first 5...Went 3-0, 1.64 ERA in 6 home starts...Struck out 14 batters in his first 14.2 IP...Pitched 8.0 shutout innings, 7/19 at Vermont...Allowed just 1 HR in his final 6 starts (40.1 IP)...Pitched winter ball for La Guaira, VZ.

YEAR	CLUB	W-L	ERA	G	GS	CG	SHO	SV	IP	H	R	ER	HR	HB	BB	SO	WP	BK
2000	Phillies, VSL	4-0	0.83	15	0	0	0	5	32.2	21	4	3	0	3	5	32	0	0
2001	Phillies, GCL	4-1	3.63	10	9	0	0	0	*52.0	58	28	21	0	2	7	28	1	0
2002	Batavia	3-1	2.79	12	12	0	0	0	80.2	61	27	25	5	7	21	44	2	0
Minors	Totals	11-2	2.67	37	21	0	0	5	165.1	140	59	49	5	12	33	104	3	0

* League Leader

ASTACIO, F. EZEQUIEL...RHP...B-T: R-R...**HT:** 6-3; **WT:** 156...**BORN:** November 4, 1979, Hato Mayor, DR...**RESIDES:** Hato Mayor...**EDUCATION:** Liceo Vespertino Yerba Buena HS...**OBTAINED:** Signed by Phillies as an amateur free agent, 2/22/98...**1998:** Made pro debut with La Vega Phillies (R) in the Dominican Summer League...**1999:** Played with La Vega...**2000:** Spent 3rd season in DSL...**2001:** Gulf Coast League (R) All-Star...Struck out season-high 9 batters in 6.0 IP, 6/27 at Tigers...Pitched 5.0 innings in 7 starts, 6.0 innings in the other 2...Rated 8th-best prospect in GCL by Baseball America...Pitched in Florida Instructional League...**2002:** Spent season with Lakewood (A) and posted professional highs in W, G, GS, CG, IP, and SO...Pitched at least 6.0 innings 18 of 25 starts...Pitched 7.0 innings in 7 consecutive starts, 6/23-7/25, culminating in his first pro SHO (9.0 IP), 7/25 vs Lexington...Also struck out a season-high 10 batters in that game...Went 4-1, 2.91 ERA in 6 July starts...Allowed 3 ER or less in 20 of 25 starts, including his first 8 of the season...Ranked 19th-best prospect in Phillies minor league system by Baseball America.

YEAR	CLUB	W-L	ERA	G	GS	CG	SHO	SV	IP	H	R	ER	HR	HB	BB	SO	WP	BK
1998	Phillies, DSL	0-3	7.71	15	4	0	0	0	21.0	26	29	18	3	2	22	16	6	1
1999	Phillies, DSL	5-2	2.67	12	12	0	0	0	64.0	50	24	19	4	11	27	42	4	1
2000	Phillies, DSL	7-5	2.20	15	15	0	0	0	90.0	70	40	22	1	10	20	97	7	2
2001	Phillies, GCL	4-2	2.30	9	9	0	0	0	47.0	48	16	12	2	4	10	42	1	0
2002	Lakewood	10-7	3.31	25	25	1	0	0	152.1	159	61	56	9	12	46	100	6	0
Minors	Totals	26-19	3.05	76	65	1	0	0	374.1	353	170	127	19	39	117	297	24	4

MINOR LEAGUE PLAYERS

AVILA, ROBERT LEE...C...B-T: R-R...**HT:** 5-11; **WT:** 200...**BORN:** September 4, 1978, Eureka, CA...**RESIDES:** Fresno, CA...**EDUCATION:** 1996 graduate Hoover High School (Fresno); attended Fresno City College and The Master's College (Santa Clarita, CA)...**MISC:** Played Little League, Babe Ruth, Connie Mack and American Legion ball...**HOBBIES:** Fishing, volleyball, body surfing...**OBTAINED:** Phillies 18th round pick in June 1999 draft...**College Career:** Named NAIA All-American while at Master's...**1999:** Made pro debut at Batavia (A), 6/16...Sent to Gulf Coast (R), 7/1... Collected 4 hits, 8/13 vs Gulf Coast Yankees...Sent back to Batavia, 8/15...Promoted to Piedmont (A), 8/20...**2000:** Spent entire season with Batavia...Collected 4 hits and 3 RBI, 6/24 at Queens...Batted .471 (8-17) in final 6 games...Hit .250 (2-8) in 2 New York-Penn League playoff games...**2001:** Spent entire season at Lakewood (A)...Played 42 games as catcher, 36 as DH, 14 in RF, 2 at 1B and 1 at 3B...Hit .291 (39-134) as catcher...**2002:** Spent season with Clearwater (A)...Went 4-for-4, BB, 2B, HR, 3 RBI, 3 R, 5/26 at Dunedin...Hit 2 HR, 6/30 at Vero Beach...Made 21 appearances at 1B, 18 as C, 15 in LF and 5 in RF.

YEAR	CLUB	AVG	G	AB	R	H	2B	3B	HR	RBI	SH	SF	HP	BB	SO	SB	CS	E
1999	Batavia	.148	10	27	3	4	3	0	0	2	0	0	2	6	6	0	0	3
	Phillies, GCL	.328	16	58	6	19	3	0	2	5	0	0	2	4	10	2	0	0
	Piedmont	.222	3	9	1	2	1	0	0	0	0	0	0	0	4	0	0	1
2000	Batavia	.237	44	139	14	33	7	0	3	21	1	3	5	10	23	2	0	8
2001	Lakewood	.272	91	305	31	83	21	1	0	32	2	1	8	24	50	1	3	6
2002	Clearwater	.218	74	238	26	52	11	0	5	26	0	1	5	24	41	4	2	2
Minors	Totals	.262	238	776	71	193	46	1	10	86	3	5	22	68	134	9	5	20

BAEZ, WELINSON RAMON...3B...B-T: R-R...**HT:** 6-3; **WT:** 190...**BORN:** July 7, 1984, Bani, DR...**RESIDES:** Bani...**OBTAINED:** Signed by Phillies as an amateur free agent, 8/28/02, for the 2003 season.

BARTHELEMY, RYAN W...1B/3B...B-T: L-R...**HT:** 6-3; **WT:** 225...**BORN:** May 19, 1980, Miami, FL...**RESIDES:** Miami...**EDUCATION:** Florida State University...**OBTAINED:** Phillies 10th round pick in June 2002 draft...**2002:** Spent first pro season with Batavia (A)...Clubbed 2 HR, 7/7 at Auburn, the first HR of his pro career and his only of the season...Had a season-best 5 RBI in the next game, 7/8 vs Auburn...Hit in 12 straight games in which he had an at-bat, 8/8-19 (.396, 19-48, 3 2B, 5 RBI)...Hit .305 in 27 August games...Played in Florida Instructional League.

YEAR	CLUB	AVG	G	AB	R	H	2B	3B	HR	RBI	SH	SF	HP	BB	SO	SB	CS	E
2002	Batavia	.258	68	260	27	67	13	3	2	32	3	5	2	19	56	5	2	9

BERMUDEZ, JOSE GREGORIO...RHP...B-T: R-R...**HT:** 6-2; **WT:** 220...**BORN:** February 7, 1985, Puerto Ordaz, VZ...**RESIDES:** Puerto Ordaz...**OBTAINED:** Signed by Phillies as an amateur free agent, 8/14/02 for the 2003 season.

BERRIOS, LEONARDO JOSE...LHP...HT: 6-2; **WT:** 178...**B-T:** L-L...**BORN:** March 24, 1984, Puerto Ordaz, Bolivar, VZ...**RESIDES:** Puerto Ordaz...**OBTAINED:** Signed by Phillies as an amateur free agent, 11/14/00...**2001:** Spent 1st pro season with Mariara...**2002:** 2nd season with Mariara...Had a 2.30 ERA going into his final appearance of the season and allowed 5 ER in 0.1 IP.

YEAR	CLUB	W-L	ERA	G	GS	CG	SHO	SV	IP	H	R	ER	HR	HB	BB	SO	WP	BK
2001	Phillies, VSL	2-1	2.70	9	3	0	0	1	23.1	23	17	7	0	0	17	13	0	1
2002	Phillies, VSL	1-2	5.06	9	2	0	0	1	16.0	21	11	9	0	1	8	8	0	1
Minors	Totals	3-3	3.66	18	5	0	0	2	39.1	44	28	16	0	1	25	21	0	2

BILLINGSLEY, BRENT AARON...LHP...HT: 6-2; **WT:** 204...**B-T:** L-L...**BORN:** April 19, 1975, Downey, CA...**RESIDES:** Chino Hills, CA...**EDUCATION:** Attended East Carolina University and Cal State-Fullerton...**OBTAINED:** Signed by Phillies as a minor league free agent, 1/27/03; originally selected by Marlins in 5th round of June 1996 draft...**1996:** Made pro debut with Utica (A)...Tied for New York-Penn League lead in wins...**1997:** Spent entire season with Kane County (A)...Named Marlins' Organizational Player of the Year...Finished 2nd in Midwest League in strikeouts, 3rd in innings, tied for 3rd in wins and 6th in ERA...Struck out 11 batters in 4.2 IP, 4/4 at Ft. Wayne (season opener)...Snapped personal 3-game losing streak with 8.0 shutout innings, 5/14 vs Clinton...Tied season high with 11 SO, 7/9 vs Burlington (7.0 IP)...Pitched a 4-hit SHO, 7/24 at Quad City (9.0 IP, 10 SO)...Averaged 9.2 SO/9.0 IP...Went 2-0, 0.53 ERA in playoffs...**1998:** Led Eastern League in SO for Portland (AA)...Finished 2nd in Marlins organization and 3rd among all AA and AAA pitchers in SO...Led EL with 9.6 SO/9.0 IP...Finished 5th in league in innings and tied for 5th in starts...Struck out 11 batters twice: 4/29 at Binghamton (6.0 IP) and 8/21 vs Reading (6.2 IP)...Went 4-1, 2.77 ERA in 17 games with Sun Cities in Arizona Fall League (31 SO, 26.0 IP)...**1999:** Shuttled between Calgary (AAA) and FLA all season...Had 1st major league call-up, 5/18...Made ML debut, 5/20 vs PIT (0.2 IP)...After just 2 appearances was optioned back to Calgary 5/31...Recalled again, 8/18 and made 3 appearances before being optioned, 8/27...Recalled for the 3rd and final time, 9/7 and made 3 final appearances...**2000:** Spent entire season with Ottawa (AAA)...Pitched 7.0 shutout innings, 4/20 vs Syracuse...Held left-handers to .234 avg...**2001:** Began season with Harrisburg (AA)...Pitched at least 6.0 innings in 13 of 19 starts (68%)...Went 5-2, 3.42 ERA in 8 road starts...Made 1 start for Ottawa, 7/17 at Syracuse (3.0 IP, 5 ER) before returning to Harrisburg...Had a 0.90 ERA in final 3 starts of season (20.0 IP, 2 ER)...**2002:** Began season in Ottawa's bullpen...Spent most of July with Harrisburg, making 4 starts in 6 appearances...Returned to Ottawa and was inserted into rotation, making 7 consecutive starts to end the season...Held right-handers to .211 avg.

MINOR LEAGUE PLAYERS

YEAR	CLUB	W-L	ERA	G	GS	CG	SHO	SV	IP	H	R	ER	HR	HB	BB	SO	WP	BK
1996	Utica	#4-5	4.01	15	15	0	0	0	89.2	83	46	40	6	3	28	82	5	1
1997	Kane County	14-7	3.01	26	26	3	1	0	170.2	146	67	57	9	11	50	175	13	1
1998	Portland	6-13	3.74	28	28	0	0	0	171.0	172	90	71	24	6	70	*183	17	1
1999	Calgary	2-9	5.55	21	21	0	0	0	116.2	133	81	72	15	1	48	79	8	0
	FLORIDA	0-0	16.43	8	0	0	0	0	7.2	11	14	14	3	2	10	3	1	0
2000	Ottawa	8-9	5.66	20	20	0	0	0	103.1	118	73	65	14	3	46	76	7	0
2001	Harrisburg	7-9	5.37	19	19	1	0	0	112.1	128	77	67	20	5	34	97	11	0
	Ottawa	0-0	15.00	1	1	0	0	0	3.0	6	5	5	0	0	2	2	0	0
2002	Ottawa	4-5	4.07	28	12	0	0	1	86.1	75	39	39	7	2	32	67	11	2
	Harrisburg	0-1	10.23	6	4	0	0	0	22.0	37	28	25	4	1	9	26	7	0
Minors	Totals	45-61	4.54	164	146	4	1	1	875.0	898	506	441	99	32	319	787	79	5
ML	Totals	0-0	16.43	8	0	0	0	0	7.2	11	14	14	3	2	10	3	1	0

* League Leader # Tied for League Lead

BLALOCK, JAKE WILLIE...3B/OF...B-T: R-R...HT: 6-4; WT: 215...BORN: August 6, 1983, San Diego, CA...RESIDES: San Diego...EDUCATION: Graduate of Rancho Bernardo (CA) High School...OBTAINED: Phillies 5th round pick in June 2002 draft...HOBBY: Working out...MISC: Brother, Hank, plays in TEX's farm system; played Little League and Connie Mack...2002: Made pro debut with Gulf Coast Phillies (R), 7/24 vs Tigers...Hit 1st pro HR, 8/23 at Yankees...Played 11 games in RF, 8 at 3B and 4 in LF...Ranked 17th-best prospect in GCL by Baseball America...Played in Florida Instructional League.

YEAR	CLUB	AVG	G	AB	R	H	2B	3B	HR	RBI	SH	SF	HP	BB	SO	SB	CS	E
2002	Phillies, GCL	.250	25	88	13	22	6	0	1	13	0	3	0	10	15	3	0	3

BOURGEOIS, NICHOLAS J (Nick)...LHP...B-T: L-L...HT: 6-4; WT: 215...BORN: October 26, 1980, Lake Charles, LA...RESIDES: Lake Charles...EDUCATION: Tulane University...OBTAINED: Phillies 4th round pick in June 2002 draft...2002: Made pro debut with Batavia (A), 7/7 at Auburn (2.0 IP, H)...Held opponents to a .200 avg...Averaged 8.3 SO/9.0 IP...Played in Florida Instructional League.

YEAR	CLUB	W-L	ERA	G	GS	CG	SHO	SV	IP	H	R	ER	HR	HB	BB	SO	WP	BK
2002	Batavia	0-3	5.40	6	5	0	0	0	18.1	13	14	11	1	3	16	17	2	0

BRAMASCO, OMAR...INF...B-T: R-R...HT: 6-0; WT: 180...BORN: October 28, 1981, Orange County, CA...RESIDES: Orange County...EDUCATION: Long Beach Community College...OBTAINED: Phillies 16th round pick in June 2002 draft...2002: Made pro debut with Gulf Coast Phillies (R), 6/20 at Yankees...Scored 7 runs in 4 games, 7/25-27...Made 29 appearances at 2B, 15 at SS and 4 at 3B...Played in Florida Instructional League.

YEAR	CLUB	AVG	G	AB	R	H	2B	3B	HR	RBI	SH	SF	HP	BB	SO	SB	CS	E
2002	Phillies, GCL	.209	46	129	25	27	3	0	3	13	2	1	3	21	43	2	2	5

BREWSTER, DEREK J...RHP...B-T: R-R...HT: 5-11; WT: 220...BORN: December 8, 1978, Shreveport, LA...RESIDES: Carthage, TX...EDUCATION: Louisiana Tech University...OBTAINED: Phillies 28th round pick in June 2002 draft...2002: Made pro debut, 6/19 at Jamestown, and recorded first pro save (2.0 IP, 1 BB)...Opposing hitters were just 1-for-23 off him...Placed on DL, 7/23 (right shoulder inflammation)...Activated, 8/2...Pitched in Florida Instructional League.

YEAR	CLUB	W-L	ERA	G	GS	CG	SHO	SV	IP	H	R	ER	HR	HB	BB	SO	WP	BK
2002	Batavia	0-0	0.00	4	0	0	0	1	7.0	1	0	0	0	2	1	3	0	0

BRITO, EUDE EZEQUIEL...LHP...B-T: L-L...HT: 5-11; WT: 160...BORN: August 19, 1978, Sabana de La Mar, DR...RESIDES: Sabana de La Mar...EDUCATION: Liceo Virginia Pou HS...OBTAINED: Signed by Phillies as an amateur free agent, 7/3/98...1999: Made pro debut with Gulf Coast Phillies (R)...2000: Began season with GC Phillies...6th-best ERA in GCL...Was 2-0, 1.50 ERA in 2 GCL relief appearances...Outrighted to Batavia (A), 8/17...Pitched 1 inning of relief for Batavia...2001: Spent entire season with Lakewood (A) and pitched exclusively in relief for 1st time in pro career...Recorded 1st professional save, 5/1 at Charleston, WV...Did not allow an ER in 14.0 straight IP, 4/13-5/9 (10 games)...Pitched 2.0 or more innings in 18 of 44 games (41%), 3.0 or more in 7...2002: Began season in extended spring training...Promoted to Lakewood (A), 4/11...Had a 1.13 ERA in his first 6 appearances (8.0 IP, 1 ER)...Held LHH hitless in 15 at-bats before being promoted to Clearwater, 6/2...Posted a 1.17 ERA over 10 appearances, 7/5-8/15 (15.1 IP, 2 ER)...For Clearwater, held LHH to a .184 avg.

YEAR	CLUB	W-L	ERA	G	GS	CG	SHO	SV	IP	H	R	ER	HR	HB	BB	SO	WP	BK
1999	Phillies, GCL	0-1	5.02	12	3	0	0	0	28.2	39	22	16	0	0	19	23	4	1
2000	Phillies, GCL	3-5	2.54	9	7	0	0	0	49.2	38	20	14	1	3	19	42	10	0
	Batavia	1-1	5.40	4	3	0	0	0	18.1	16	14	11	0	1	3	11	5	0
2001	Lakewood	4-3	2.73	44	0	0	0	6	69.1	53	28	21	7	2	14	58	3	2
2002	Lakewood	1-1	2.55	11	0	0	0	1	17.2	14	5	5	1	0	6	11	0	0
	Clearwater	3-3	5.71	20	0	0	0	0	34.2	40	22	22	5	0	14	27	7	0
Minors	Totals	12-14	3.67	100	13	0	0	7	218.1	200	111	89	14	6	75	172	29	3

MINOR LEAGUE PLAYERS

BRITO, HENRY OSWALDO...OF...B-T: R-R...**HT:** 6-2; **WT:** 175...**BORN:** July 26, 1980, La Guaira, VZ...**RESIDES:** Maiquetia, VZ...**EDUCATION:** Colegio Santa Ana HS...**OBTAINED:** Signed by Phillies as an amateur free agent, 4/21/99...**1999:** Made pro debut with La Victoria Phillies (R) in the Venezuelan Summer League...**2000:** 2nd straight season with Phillies VSL team...**2001:** 3rd season in VSL...2nd on team in hits, BB and OBP (.390)...**2002:** Spent entire season with Gulf Coast Phillies (R)...Hit his only 2 HR over a 3-game span, 7/24-26...Went 4-for-4, 8/21 vs Tigers...Made 26 appearances in RF, 19 in CF and 11 in LF.

YEAR	CLUB	AVG	G	AB	R	H	2B	3B	HR	RBI	SH	SF	HP	BB	SO	SB	CS	E
1999	Phillies, VSL	.236	50	174	20	41	3	1	1	17	5	1	0	12	35	7	3	-
2000	Phillies, VSL	.221	53	172	23	38	4	0	0	13	4	0	1	13	32	4	4	-
2001	Phillies, VSL	.301	52	183	32	55	8	3	2	23	0	0	0	27	29	8	4	3
2002	Phillies, GCL	.258	55	190	26	49	8	1	2	27	6	0	3	24	34	5	5	1
Minors	Totals	.255	210	719	101	183	23	5	5	84	15	1	4	76	130	24	16	4

BUCHHOLZ, TAYLOR...RHP...B-T: R-R...**HT:** 6-4; **WT:** 225...**BORN:** October 13, 1981, Lower Merion, PA...**RESIDES:** Springfield, PA...**EDUCATION:** 2000 graduate Springfield HS (baseball, football)...**MISC:** Played American Legion ball...**OBTAINED:** Phillies 6th round pick in June 2000 draft...**2000:** Made pro debut with Gulf Coast Phillies (R) 6/22 at Yankees...Earned 1st pro win, 7/7 vs Expos...**2001:** Spent season with Lakewood (A)...Tied for the minor league lead in CG...Led South Atlantic League in SHO and finished 2nd in IP...Named Phillies Minor League Pitcher of the Week 3 times, including back-to-back weeks, 6/25-7/1, when he threw back-to-back 9.0 inning CG, 6/25 at Hagerstown and 6/30 vs Hickory (2-0, 1.50 ERA, 18.0 IP, 3 ER) and 7/2-8, when he pitched a 9.0 inning SHO at Savannah; 3rd time was 7/23-29 when he pitched a 9-inning SHO and struck out 12 batters, 7/24 at Charleston, WV...Won 6 consecutive starts, 6/25-7/24 (1.07 ERA, 50.1 IP, 6 ER, 4 CG)...SAL Pitcher of the Month for July (4-0, 0.84 ERA)...Finished season with 8 wins in final 12 decisions...Rated 15th-best prospect in SAL and Phillies 4th-best prospect by *Baseball America*...Pitched in Florida Instructional League...**2002:** Recipient of annual Bill Giles Award during spring training...Began season with Clearwater (A)...Named Florida State League Pitcher of the Year after leading the league in CG & SHO, finishing T-2nd in SO, 4th in IP and T-9th in ERA...FSL in-season (1.0 IP, H, SO) and post-season All-Star...Twice named FSL Pitcher of the Week, 5/20-26 (1-0, SHO, 1.08 ERA, 16.0 IP, 2 ER, 17 SO, BB) and 7/22-28 (1-0, SHO, 9.0 IP, 5 H, 5 SO, 2 BB)...Won 5 consecutive decisions, 6/23-7/27 (2.77 ERA)...In 23 starts for Clearwater, pitched 6.0 innings or more 19 times (83%)...Rated 4th-best prospect in the FSL by *Baseball America* and as having the Best Breaking Pitch in the league...Promoted to Reading (AA), 8/10...Made four AA starts and pitched 7.0 innings and allowed 2 ER in his final start of the season...Rated 4th-best prospect in Phillies minor league system by BA.

YEAR	CLUB	W-L	ERA	G	GS	CG	SHO	SV	IP	H	R	ER	HR	HB	BB	SO	WP	BK
2000	Phillies, GCL	2-3	2.25	12	7	0	0	0	44.0	46	22	11	2	2	14	41	3	1
2001	Lakewood	9-14	3.36	28	26	#5	*3	0	176.2	165	83	66	8	11	57	136	1	0
2002	Clearwater	10-6	3.29	23	23	*4	*2	0	158.2	140	66	58	11	7	51	129	7	0
	Reading	0-2	7.43	4	4	0	0	0	23.0	29	19	19	5	1	6	17	0	0
Minors	Totals	21-25	3.14	67	60	9	5	0	402.1	380	190	154	26	21	128	323	11	1

* League Leader # Tied for League Lead

BUCKTROT, KEITH ALLEN...RHP...B-T: L-R...**HT:** 6-2; **WT:** 180...**BORN:** November 27, 1980, Claremore, OK...**RESIDES:** Claremore...**EDUCATION:** 2000 graduate Claremore HS (baseball, football)...**MISC:** Played Little League and American Legion ball...**OBTAINED:** Phillies 3rd round pick in June 2000 draft...**2000:** Made pro debut with Gulf Coast Phillies (R), 6/22 vs Pirates...Earned 1st pro win, 7/22 at Pirates...**2001:** Spent entire season with Lakewood (A)...Threw 7-inning no-hitter in 2nd start of season, 4/12 vs Hickory (1 R, 9 SO)...Phillies Minor League Pitcher of the Week, ...Threw CG, 4/28 at Charleston (2 ER, 3 BB, 5 SO); did not allow a hit until 9th inning...Pitched in Florida Instructional League...**2002:** Pitched all season for Clearwater (A)...Pitched at least 6.0 innings in 17 of 24 starts...Named Florida State League Pitcher of the Week, 8/5-11 (1-0, SHO, 7.0 IP)...Pitched back-to-back CG, 8/3 vs Sarasota (9.0 IP) and 8/8 (2) vs Ft. Myers (7.0 IP)...Won final 4 decisions of season and posted a 2.45 ERA in 5 August games...FIL.

YEAR	CLUB	W-L	ERA	G	GS	CG	SHO	SV	IP	H	R	ER	HR	HB	BB	SO	WP	BK
2000	Phillies, GCL	3-2	4.78	11	7	0	0	0	37.2	39	21	20	5	1	19	40	3	2
2001	Lakewood	6-11	5.28	24	24	3	0	0	134.2	139	93	79	16	15	58	97	11	0
2002	Clearwater	8-9	4.88	27	24	2	1	0	160.1	167	101	87	10	19	78	84	7	2
Minors	Totals	17-22	5.03	62	55	5	1	0	332.2	345	215	186	31	35	155	221	21	4

BUSBIN, BRADLEY JAMES...RHP...B-T: R-R...**HT:** 6-3; **WT:** 210...**BORN:** August 29, 1980, Orlando, FL...**RESIDES:** Orlando...**EDUCATION:** University of Florida...**OBTAINED:** Phillies 27th round pick in June 2002 draft...**2002:** Made pro debut with Batavia (A), 8/4 vs Auburn (2.0 IP)...Did not allow an ER in first 6 appearances (9.2 IP) or final three (7.2 IP)...Held opponents to a .189 avg.

YEAR	CLUB	W-L	ERA	G	GS	CG	SHO	SV	IP	H	R	ER	HR	HB	BB	SO	WP	BK
2002	Batavia	2-2	1.80	11	0	0	0	0	20.0	14	6	4	2	2	4	12	1	0

MINOR LEAGUE PLAYERS

BUSH, BRIAN ROBERT...OF...B-T: R-R...**HT:** 6-1; **WT:** 180...**BORN:** January 3, 1977, Warren, OH...**RESIDES:** Philadelphia, PA...**EDUCATION:** 1995 graduate of Howland HS; attended University of Michigan...**OBTAINED:** Phillies 12th round pick in June 1999 draft...**1999:** Made pro debut at Piedmont (A)...**2000:** Played at Clearwater (A)...Placed on DL, 5/3 (sprained left ankle)...Activated, 5/22...Had 3-RBI game, 7/5 at Daytona...Played 2nd game of DH at second base, 7/9 at Kissimmee...Hit .311 (14-45) as center fielder...**2001:** Began season with Clearwater (A) and appeared in just 4 games before being transferred to Lakewood (A), 5/20...Placed on DL, 6/13 through remainder of season (right shoulder subluxation)...**2002:** Third season with Clearwater...Hit in 12 of first 13 games (.391), including 6 multi-hit games...Placed on DL, 5/17 (lower back inflammation) and missed nearly 3 months after undergoing lower back surgery...Activated, 8/9...Hit .341 (14-41) with RISP.

YEAR	CLUB	AVG	G	AB	R	H	2B	3B	HR	RBI	SH	SF	HP	BB	SO	SB	CS	E
1999	Piedmont	.233	38	129	12	30	3	0	0	7	1	0	5	7	32	4	5	2
2000	Clearwater	.223	65	215	27	48	7	1	1	21	0	1	7	10	62	7	2	2
2001	Clearwater	.100	4	10	0	1	0	0	0	2	0	1	0	1	2	1	0	0
	Lakewood	.181	20	83	10	15	2	1	1	3	2	0	1	3	15	2	2	2
2002	Clearwater	.260	51	192	20	50	10	1	3	21	2	2	0	11	23	3	6	3
Minors	Totals	.229	178	629	69	144	22	3	5	54	5	4	13	32	134	17	15	9

BUTTO, FRANCISCO LUIS...RHP...B-T: R-R...**HT:** 6-1; **WT:** 170...**BORN:** May 11, 1982, Maturin, VZ...**RESIDES:** Maturin...**OBTAINED:** Signed by Phillies as an amateur free agent, 2/9/99...**1999:** Made pro debut with La Victoria Phillies (R) in the Venezuelan Summer League...**2000:** Ranked 2nd in Venezuelan Summer League in ERA (2.04) and 3rd in strikeouts (76)...Pitched only shutout on Phillies' VSL staff...**2001:** Pitched exclusively in relief for Gulf Coast Phillies (R)...Pitched 11.0 consecutive scoreless innings (7 games), 7/26-8/18...Had a 1.80 ERA in 6 home games...Played winter ball for Aragua, Venezuela...**2002:** Led Gulf Coast League in CG and SHO and tied for 2nd in wins...Tied for Phillies minor league lead in SHO and led all Phillies short-season minor leaguers in CG...Had a 1.66 ERA in 9 starts...Went 3-1, 1.04 ERA in August...Did not allow a run in final 2 starts of season (14.0 IP)...Held opponents to .176 avg...Made one start in GCL playoffs (5.0 IP, 2 ER)...Pitched winter ball for Aragua, VZ.

YEAR	CLUB	W-L	ERA	G	GS	CG	SHO	SV	IP	H	R	ER	HR	HB	BB	SO	WP	BK
1999	Phillies, VSL	5-2	4.37	15	4	0	0	1	47.1	42	24	23	0	3	32	43	5	1
2000	Phillies, VSL	4-3	2.04	14	9	1	1	1	61.2	39	26	14	2	8	26	76	7	1
2001	Phillies, GCL	2-3	2.42	15	0	0	0	2	26.0	22	10	7	1	1	12	20	1	0
2002	Phillies, GCL	7-2	2.31	12	9	3	2	1	62.1	37	18	16	1	4	20	52	0	2
Minors	Totals	18-10	2.74	56	22	4	3	5	197.1	140	78	60	4	16	90	191	13	4

CABLE, RICHARD TAFT (Taft)...RHP...B-T: R-R...**HT:** 6-3; **WT:** 200...**BORN:** July 25, 1980, Greensboro, NC...**RESIDES:** Browns Summit, NC...**EDUCATION:** Attended University of North Carolina-Greensboro...**MISC:** Played Little League and Connie Mack ball...**HOBBIES:** Fishing, hunting...**OBTAINED:** Phillies 8th round pick in June 2001 draft...**2001:** Began pro career with Batavia, 6/30 vs Oneonta (1.1 IP, 1 ER)...Led all Phillies short-season pitchers in SO...Came on in relief for first 2 appearances of season before moving into starting rotation permanently...Got 1st pro win, 8/19 (1) at Utica (7.0 IP, 1 ER, 9 SO)...Struck out a season-high 9 batters 3 times...Pitched in Florida Instructional League...**2002:** Led South Atlantic League in innings and tied for 1st in CG and SHO...Tied for team lead in wins...Pitched at least 6.0 IP in 20 of 27 starts, 7.0 IP in 17, 8.0 IP in 10 and 9.0 IP in 4...Allowed 3 ER or less in 20 of 27 starts...Struck out a season-high 12 batters, 6/7 at Asheville (7.0 IP)...Earned the decision in his final 7 starts of the season, but did not win or lose 2 straight.

YEAR	CLUB	W-L	ERA	G	GS	CG	SHO	SV	IP	H	R	ER	HR	HB	BB	SO	WP	BK
2001	Batavia	1-3	3.34	14	12	1	0	0	67.1	65	33	25	2	2	19	64	1	1
2002	Lakewood	11-10	3.76	27	27	5	2	0	*177.1	174	84	74	20	11	21	115	5	0
Minors	Totals	12-13	3.64	41	39	*6	*2	0	244.2	239	117	99	22	13	40	179	6	1

* League Leader # Tied for League Lead

CABRERA, CARLOS EDUARDO...RHP...B-T: R-R...**HT:** 6-4; **WT:** 174...**BORN:** February 19, 1983, Santiago, DR...**RESIDES:** Santiago...**EDUCATION:** Liceo Gregorio...**OBTAINED:** Signed by Phillies as an amateur free agent, 7/2/99...**2000:** Made pro debut with La Vega Phillies (R)...**2001:** Gulf Coast League (R) All-Star...Recorded 1st pro win, 7/4 vs Tigers (5.0 shutout innings)...Had an 0.93 ERA in 5 July games (19.1 IP, 2 ER)...Pitched in Florida Instructional League...**2002:** Spent season with Batavia (A)...Finished 2nd in New York-Penn League in innings and tied for 2nd and led all Phillies short-season minor leaguers in wins...Had a 0.51 ERA in his first 5 starts (35.0 IP, 2 ER)...Pitched 8.0 shutout innings in back-to-back starts, 7/4-10...Won 6 straight starts, 6/24-7/20...Ranked 8th-best prospect in NYPL by Baseball America.

YEAR	CLUB	W-L	ERA	G	GS	CG	SHO	SV	IP	H	R	ER	HR	HB	BB	SO	WP	BK
2000	Phillies, DSL	0-0	1.46	4	4	0	0	0	12.1	6	3	2	0	1	9	10	1	0
2001	Phillies, GCL	2-2	2.91	10	8	0	0	0	43.1	35	23	14	2	7	23	40	6	3
2002	Batavia	9-2	3.59	15	14	0	0	0	90.1	79	44	36	5	5	46	77	3	1
Minors	Totals	11-4	2.59	29	26	0	0	0	146.0	120	70	52	7	13	78	127	10	4

MINOR LEAGUE PLAYERS

CABRERA, EDUARDO MORALES...1B...B-T: R-R...HT: 5-11; WT: 180...**BORN:** April 19, 1982, Altamira, DR...**RESIDES:** Puerto Plata, DR...**OBTAINED:** Signed by Phillies as an amateur free agent, 10/17/00...**2001:** Spent 1st pro season with La Vega Phillies (R) ...**2002:** 2nd season in Dominican Summer League ...Had 6th-best avg in DSL ...Led team in slugging % (.593).

YEAR	CLUB	AVG	G	AB	R	H	2B	3B	HR	RBI	SH	SF	HP	BB	SO	SB	CS	E
2001	Phillies, DSL	.227	12	44	3	10	4	0	0	4	0	0	0	2	6	2	1	2
2002	Phillies, DSL	.336	41	140	30	47	14	2	6	28	-	-	-	18	18	4	1	4
Minors	Totals	.310	53	184	33	57	18	2	6	32	0	0	0	20	24	6	2	6

CAFIERO, ROBERT MICHAEL (Rob)...1B...B-T: R-R...HT: 6-4; WT: 235...**BORN:** May 1, 1980, Massa Pegua Park, NY...**RESIDES:** Massa Pegua Park...**EDUCATION:** Villanova University...**OBTAINED:** Phillies 32nd round pick in June 2002 draft...**2002:** Made pro debut with Batavia (A), 6/18 vs Jamestown (1-4)...Drove in a season-high 5 runs, 8/10 vs Aberdeen...Homered in back-to-back games, 8/26-27...Hit .300 (27-90) in August.

YEAR	CLUB	AVG	G	AB	R	H	2B	3B	HR	RBI	SH	SF	HP	BB	SO	SB	CS	E
2002	Batavia	.222	60	225	22	50	6	0	6	35	1	3	1	16	59	0	2	10

CAMILO, JUAN ALBERTO...OF...B-T: L-R...HT: 6-0; WT: 200...**BORN:** June 24, 1976, Santo Domingo, DR...**RESIDES:** Santo Domingo, DR...**OBTAINED:** Signed by Phillies as a minor league free agent, 1/7/03; originally signed as an amateur free agent by A's, July 2, 1995...**1996:** Spent 1st pro season with OAK's Dominican Summer League team...**1997:** Arizona League All-Star...Finished 2nd in league in total bases (111), RBI and slugging (.581), tied for 2nd in triples and HR, 3rd in extra-base hits (24) and HR/AB ratio (1 HR/23.9 AB), 4th in hits and OBP (.466), tied for 4th in walks, 5th in avg and tied for 5th in runs...**1998:** Split season between Visalia (A) and Southern Oregon (A)...**1999:** Selected by DET in Rule 5 Draft, 12/13...**2000:** Spent entire season with Lakeland (A)...Led club in HR...**2001:** Began season with Lakeland...Florida State League All-Star...Homered in back-to-back games, 5/18-19 vs Brevard County and 6/8-9 vs Clearwater...Promoted to Erie (AA) in early July...Homered in back-to-back games, 8/10-11 at Reading and 8/28-29 vs Bowie...Finished 6th among DET's minor leaguers in avg...Played winter ball for Licey in Dominican League...**2002:** Began season with Erie...Homered in 3 straight games and had 8 RBI in 3 games, 4/11-15...Transferred to Lakeland, 5/28, where he stayed for the remainder of the season...Homered in back-to-back games and drove in 7 runs, 6/20-21 at Clearwater...Had 12 RBI over 6 games, 6/15-24...Had 3 four-RBI games...Hit .538 (7-13), 2 HR, 18 RBI with bases loaded.

YEAR	CLUB	AVG	G	AB	R	H	2B	3B	HR	RBI	SH	SF	HP	BB	SO	SB	CS	E
1996	Oakland, DSL	.241	60	187	48	45	8	5	2	32	0	0	1	57	40	13	6	-
1997	Athletics, ARI	.346	50	191	48	66	11	5	8	47	0	0	2	41	41	12	2	6
	South Oregon	.231	4	13	0	3	0	0	0	2	0	0	0	1	4	0	1	2
1998	Visalia	.223	85	220	29	49	9	0	4	27	2	0	3	35	75	5	4	8
	South Oregon	.343	31	108	25	37	8	3	4	29	0	5	1	22	32	5	2	2
1999	Visalia	.284	82	285	58	81	17	2	17	52	0	1	4	34	89	7	6	6
2000	Lakeland	.247	114	373	49	92	13	2	12	45	2	3	2	46	142	4	9	6
2001	Lakeland	.301	55	193	34	58	10	5	8	37	0	1	4	26	52	7	2	2
	Erie	.282	33	110	14	31	3	1	5	17	0	1	0	7	27	1	1	3
2002	Erie	.205	45	156	17	32	7	4	5	21	0	3	0	16	49	5	0	2
	Lakeland	.293	81	283	48	83	24	5	8	53	0	2	3	45	73	25	8	2
Minors	Totals	.272	640	2119	370	577	110	32	73	362	4	16	20	330	624	84	41	39

CARROLL, WESLEY (Wes)...2B...B-T: R-R...HT: 5-11; WT: 185...**BORN:** January 25, 1979, Evansville, IN...**RESIDES:** Evansville...**EDUCATION:** 1997 graduate Castle HS; attended University of Evansville...**MISC:** Brother, Jamey, plays in Expos system...**OBTAINED:** Phillies 37th round pick in June 2001 draft...**2001:** Began season with Clearwater (A) and appeared in 7 games before being transferred to Batavia (A), 7/9...Hit in 8 of 12 games with Batavia...Promoted to Lakewood (A), 7/22 and finished season there...Phillies Minor League Player of the Week, 7/23-29 (.467, 7-15)...Hit 1st pro HR (GS) and had season-high 4 RBI, 8/7 vs Charleston, WV; 1st slam in Lakewood history...Finished season with 14-game hitting streak, 8/16-9/3 (.423, 22-52)...**2002:** Began season in Clearwater...Transferred to Lakewood, 4/23...Went hitless in his first 4 games (0-13) before starting a season-best 12-game hitting streak (.346, 18-52, 8 2B, 9 R)...Hit .324 (24-74) in May.

YEAR	CLUB	AVG	G	AB	R	H	2B	3B	HR	RBI	SH	SF	HP	BB	SO	SB	CS	E
2001	Clearwater	.200	7	15	2	3	0	0	0	1	0	0	1	3	2	0	0	2
	Batavia	.286	12	42	7	12	2	0	0	3	1	0	0	4	2	2	1	4
	Lakewood	.346	36	130	17	45	8	0	1	11	1	1	2	10	24	3	3	8
2002	Clearwater	.209	12	43	5	9	2	0	0	1	0	0	0	2	9	0	0	5
	Lakewood	.228	81	294	33	67	16	0	1	29	5	1	3	16	36	8	1	11
Minors	Totals	.260	148	524	64	136	28	0	2	45	7	2	6	35	73	13	5	30

CARTER, RYAN RUDOLPH...LHP...B-T: L-L...HT: 6-7; WT: 245...**BORN:** October 1, 1978, Modesto, CA...**RESIDES:** Riverbank, CA...**EDUCATION:** 1997 graduate Beyer HS; attended UCLA...**MISC:** Played Little League, Connie Mack and American Legion ball...In 1999 pitched for the Cotuit Kettleers of the Cape Cod League...Ranked 8th in *Baseball America's* Top 150 draft-eligible college prospects...**HOBBIES:** Movies, sports...**OBTAINED:** Phillies 8th round pick in June 2000 draft; previously drafted by the Pirates, 14th, 1997...**2000:** Made pro debut with Batavia (A)...Led all Phillies

MINOR LEAGUE PLAYERS

short-season minor leaguers in strikeouts (67)...Threw 1st pro CG 7/16 at Utica in 2nd game of DH (6.0 IP, 4 H, 2 ER, 2, 11 SO)...Recorded a decision in all but 2 starts...Posted 2.03 ERA on road (40.0 IP, 9 ER)...Phillies Minor League Pitcher of the Week, 8/28-9/3...**2001:** Began season at Lakewood (A)...Pitched back-to-back 8.0 inning games and allowed just 1 ER, 5/25-31 (17 SO in 16.0 IP)...Promoted to Clearwater (A), 6/25...Pitched CG, 7/16 at Vero Beach (6.0 IP, 1 ER)...Phillies Minor League Pitcher of the Week, 7/16-22 (1-1, 0.72 ERA, 12.2 IP, 1 ER, 8 SO)...Won final 2 starts of season, 8/22 at Ft. Myers (5.0 IP, 3 ER) and 8/28 vs Dunedin (7.0 IP, 2 ER)...Pitched in Florida Instructional League...**2002:** Spent season with Clearwater...Reached season highs with 8.2 IP and 12 SO, 8/9 at Tampa as he pitched a 2-hitter, but lost; was also only CG of season...Won 5 of final 6 decisions...Posted a 1.52 ERA in his final 4 starts (23.2 IP, 4 ER)...Held LHH to .212 avg...**FIL.**

YEAR	CLUB	W-L	ERA	G	GS	CG	SHO	SV	IP	H	R	ER	HR	HB	BB	SO	WP	BK
2000	Batavia	5-6	4.00	13	13	1	0	0	72.0	63	36	32	2	2	33	67	8	0
2001	Lakewood	3-7	3.92	14	13	0	0	0	80.1	73	39	35	6	8	34	76	5	0
	Clearwater	3-4	5.55	11	11	1	0	0	58.1	67	39	36	9	3	36	56	3	0
2002	Clearwater	9-9	4.34	25	24	1	0	0	134.2	129	74	65	9	5	68	101	7	0
Minors	Totals	20-26	4.38	63	61	3	0	0	345.1	332	188	168	26	18	171	300	23	0

CASADO, MARCO ANTONIO...**C-B-T:** R-R...**HT:** 5-11; **WT:** 175...**BORN:** May 6, 1985, San Pedro de Macoris, DR...**RESIDES:** San Pedro de Macoris...**OBTAINED:** Signed as an amateur free agent, 4/5/02...**2002:** Spent 1st pro season with Guanuma Phillies (R).

YEAR	CLUB	AVG	G	AB	R	H	2B	3B	HR	RBI	SH	SF	HP	BB	SO	SB	CS	E
2002	Phillies, DSL	.129	22	62	7	8	2	1	2	5	-	-	-	4	16	0	0	4

CASILLAS, URIEL...**INF...****B-T:** R-R...**HT:** 5-11; **WT:** 160...**BORN:** August 22, 1975, Los Angeles, CA...**RESIDES:** Downey, CA...**EDUCATION:** 1993 graduate Downey HS; attended Cal State-LA...**MISC:** Played Little League, Babe Ruth, American Legion ball...10th of 16 children in the family...**HOBBIES:** Collecting baseball memorabilia, watching sports...**OBTAINED:** Phillies 37th round pick in June 1997 draft...**College:** Batted .308, .283, .280 and .285 in 4 years at Cal State-LA; played infield and outfield positions...**1997:** Made pro debut at Martinsville (R)...2nd in Appalachian League in hit by pitch (12)...1st among AppyL 2nd basemen in double plays (31)...**1999:** Began season in Piedmont (A)...Promoted to Clearwater (A), 7/15...Sent back to Piedmont, 7/30...Returned to Clearwater, 8/12...Led Piedmont in on-base % (.377)...Batted .286 in Florida State League playoffs...**2000:** Played with Clearwater for entire season...Reached base safely in 9 straight games, 5/1-24 (11-28, 5 BB)...Appeared as catcher, 6/8 vs Dunedin...Placed on DL 6/30 (broken wrist)...Activated, 8/24...**2001:** Spent entire season with Reading (AA)...Had season-high 8-game hit streak, 4/7-14 (.387, 12-31, 1 HR, 6 RBI)...Had season-high 4 hits, 3 RBI, 7/21 at Akron...Hit .333 (4-12), 8 RBI with bases loaded...Played 81 games at 3B, 18 at SS, 9 at 2B and 1 at 1B...**2002:** Began season with Reading...Promoted to Scranton (AAA), 7/31 and made one start before re-joining Reading, 8/2...Promoted again to Scranton, 8/15, where he stayed for remainder of season...Overall, made 35 appearances at 3B, 17 at 2B, 9 at SS and 1 each at 1B and in LF...Co-Recipient of Eugene L. Shirk Community Service Award in Reading.

YEAR	CLUB	AVG	G	AB	R	H	2B	3B	HR	RBI	SH	SF	HP	BB	SO	SB	CS	E
1997	Martinsville	.268	60	220	42	59	12	1	1	26	3	2	12	23	29	5	3	12
1998	Batavia	.224	60	219	37	49	9	0	4	31	3	4	7	32	47	3	2	12
1999	Piedmont	.227	73	225	30	51	11	2	0	20	2	1	7	48	33	4	5	22
	Clearwater	.283	32	113	23	32	5	0	0	24	4	1	9	17	10	4	2	8
2000	Clearwater	.307	48	140	17	43	7	1	1	14	2	1	3	32	17	0	3	14
2001	Reading	.240	113	384	46	92	17	2	5	40	7	4	10	27	47	4	5	25
2002	Reading	.268	86	231	35	62	9	3	2	29	3	3	8	27	34	4	1	20
	Scranton	.429	9	21	4	9	1	0	1	3	0	0	0	2	3	0	0	0
Minors	Totals	.256	481	1553	234	397	10	9	14	187	24	16	56	208	220	24	21	113

CEBALLOS, LARRY JOSE...**RHP...****B-T:** R-R...**HT:** 6-6; **WT:** 172...**BORN:** December 31, 1983, La Guaira, Vargas, VZ...**RESIDES:** La Guaira...**OBTAINED:** Signed by Phillies as an amateur free agent, 12/7/00...**2001:** Spent 1st pro season with Mariara Phillies...**2002:** 2nd season in Venezuelan Summer League.

YEAR	CLUB	W-L	ERA	G	GS	CG	SHO	SV	IP	H	R	ER	HR	HB	BB	SO	WP	BK
2001	Phillies, VSL	1-0	7.09	12	3	0	0	0	26.2	40	22	21	0	0	22	12	0	1
2002	Phillies, VSL	2-1	4.13	9	3	1	1	0	28.1	30	20	13	2	3	15	21	4	0
Minors	Totals	3-1	5.56	21	6	1	1	0	55.0	70	42	34	2	3	37	33	4	1

CESPEDES, OSVALDO...**SS...****B-T:** S-R...**HT:** 6-0; **WT:** 160...**BORN:** March 22, 1985, Azua, DR...**RESIDES:** Azua...**OBTAINED:** Signed by Phillies as an amateur free agent, 11/2/01...**2002:** Spent 1st pro season with Guanuma Phillies (R).

YEAR	CLUB	AVG	G	AB	R	H	2B	3B	HR	RBI	SH	SF	HP	BB	SO	SB	CS	E
2002	Phillies, DSL	.230	51	139	25	32	4	1	2	19	-	-	-	23	43	8	6	32

MINOR LEAGUE PLAYERS

CORDERO, JESUS...RHP...B-T: R-R...HT: 6-1; WT: 172...BORN: May 5, 1979, San Pedro de Macoris, DR...**RESIDES:** San Pedro de Macoris...**EDUCATION:** Attended Jose Juaquin Perez School, has 3rd level bachelor's degree...**OBTAINED:** Acquired from Los Angeles Dodgers with Eric Junge, for Omar Daal, 11/9/01; originally signed by Cleveland as non-drafted free agent, 7/7/96...**HOBBY:** Listening to music...**1998:** Made pro debut with DSL Marlins...Granted free agency, 10/16...**1999:** Split season as starter and reliever for Great Falls (R)...**2000:** 2nd season with Great Falls...Appeared in 18 games...Did not allow an ER after 8/2, a stretch of 15.0 IP...Earned only save of season, 8/7 vs Medicine Hat...Had a 1.98 ERA in relief...**2001:** Began season with Wilmington (A)...Pitched 13.1 consecutive scoreless innings, 5/26-6/26 (7 games, 2-0, 2 SV)...Made spot start, 6/30 vs Columbus (5.0 IP, 3 ER)...Got the save and struck out a season-high 5 batters in 3.0 IP, 8/16 vs Kannapolis...Pitched 14.1 consecutive scoreless innings (8 games), 7/26-8/19...Recorded a save in each of his final 3 appearances for Wilmington, 8/11-19...Promoted to Vero Beach (A) and made Florida State League debut, 8/22 (1) vs Dayton...Made 4 appearances, including one start...Traded to Phillies, 11/9...**2002:** Split season between Clearwater (A) and Lakewood (A) and battled injuries with 3 stints on DL.

YEAR	CLUB	W-L	ERA	G	GS	CG	SHO	SV	IP	H	R	ER	HR	HB	BB	SO	WP	BK
1998	Marlins, DSL	3-1	3.04	17	6	0	0	2	47.1	50	24	16	1	8	16	40	7	0
1999	Great Falls	0-5	10.43	11	6	0	0	0	29.1	51	43	34	5	5	24	20	12	0
2000	Great Falls	1-1	2.37	18	1	0	0	1	30.1	30	15	8	1	1	21	27	6	0
2001	Wilmington	8-4	2.47	33	1	0	0	9	69.1	49	20	19	1	6	25	56	13	1
	Vero Beach	0-1	4.32	4	1	0	0	0	8.1	7	5	4	0	0	3	10	1	1
2002	Clearwater	0-3	6.43	8	2	0	0	0	21.0	29	16	15	2	2	12	16	0	0
	Lakewood	0-0	3.00	6	0	0	0	0	6.0	5	2	2	0	1	3	1	0	0
Minors	Totals	12-15	4.17	97	17	0	0	12	211.2	221	125	98	10	23	104	170	39	2

COVA, RAFAEL JOSE...RHP...B-T: R-R...HT: 6-2; WT: 174...BORN: March 5, 1982, Cariaco, VZ...**RESIDES:** Cariaco...**OBTAINED:** Signed by Phillies as an amateur free agent, 3/8/02...**2002:** Spent 1st pro season with Guanuma Phillies.

YEAR	CLUB	W-L	ERA	G	GS	CG	SHO	SV	IP	H	R	ER	HR	HB	BB	SO	WP	BK
2001	Phillies, DSL	2-1	3.63	11	2	1	0	0	22.1	19	13	9	1	3	19	15	3	0

CRUZ, EDGAR O...C...B-T: R-R...HT: 6-3; WT: 195...BORN: August 12, 1978, Humacao, PR...**RESIDES:** Juncos, PR...**EDUCATION:** Superior Tecnological...**OBTAINED:** Signed as a minor league free agent, 3/26/02; originally selected by Indians in 2nd round of June 1997 draft...Played winter ball for Santurce, PR...**1997:** Began pro career with Burlington (R)...**1998:** Split season between Columbus (A) and Kinston (A)...South Atlantic League All-Star...Reached pro highs in nearly every offensive category...**1999:** Once again, split season between Columbus and Kinston...Scored a season-best 4 runs, 6/15 vs Savannah...Clubbed 2 HR with a season-high 4 RBI, 8/10 vs Augusta...**2000:** Spent entire season with Columbus...Homered in back-to-back games, 5/26-27 vs Charleston, SC...**2001:** Began season with Kinston...Appeared in 14 games before being transferred to Columbus...Collected a season-high 4 hits, 8/17 at Lakewood...**2002:** Began season with Clearwater (A)...Went 2-for-5, 2B, HR and season-high 4 RBI, 5/17 vs Lakeland...Hit .297 vs LHP...Promoted to Reading (AA), 7/29, and appeared in 1 game (2-4) before being sent back to Clearwater, 8/2...Played in Florida Instructional League...Played winter ball for Santurce, PR.

YEAR	CLUB	AVG	G	AB	R	H	2B	3B	HR	RBI	SH	SF	HP	BB	SO	SB	CS	E
1997	Burlington	.211	46	171	18	36	7	0	5	29	0	0	1	14	54	0	1	8
1998	Columbus	.247	107	396	59	98	27	0	16	65	0	3	7	34	97	1	0	12
	Kinston	.152	9	33	1	5	2	0	0	3	0	0	0	0	9	0	0	0
1999	Kinston	.150	35	133	13	20	11	0	2	14	1	0	2	9	46	0	0	4
	Columbus	.216	62	232	22	50	10	0	4	23	0	1	0	20	54	0	0	7
2000	Columbus	.181	90	320	44	58	13	1	11	38	3	6	8	21	81	0	0	15
2001	Kinston	.128	15	47	5	6	1	0	0	3	0	0	0	3	10	0	0	2
	Columbus	.205	33	112	11	23	6	0	4	10	0	0	3	10	28	2	2	2
2002	Clearwater	.214	73	243	26	52	11	0	7	17	2	0	1	18	58	0	0	6
	Reading	.500	1	4	0	2	0	0	0	0	0	0	0	0	1	0	0	0
Minors	Totals	.207	471	1691	199	350	88	1	49	202	6	10	22	129	438	3	3	56

CRUZ, RAMON ANTONIO...LHP...B-T: L-L...HT: 5-11; WT: 190...BORN: July 11, 1984, Bonao, DR...**RESIDES:** Bonao...**OBTAINED:** Signed by Phillies as an amateur free agent, 9/8/02 for the 2003 season.

DANCY, CLIFFORD WOODRUFF (Cliff)...OF...B-T: R-R...HT: 6-1; WT: 185...BORN: February 7, 1980, Castlebury, FL...**RESIDES:** Castlebury...**EDUCATION:** 1998 graduate Marathon HS; attended Seminole CC...**MISC:** Father is Phillies minor league field coordinator Bill Dancy...**OBTAINED:** Signed by Phillies as a non-drafted free agent, 3/10/01...**2001:** Split time between Lakewood (A) and Batavia (A)...**2002:** Spent season with Batavia...Made 20 appearances in RF, 16 in LF and 6 in CF.

YEAR	CLUB	AVG	G	AB	R	H	2B	3B	HR	RBI	SH	SF	HP	BB	SO	SB	CS	E
2001	Lakewood	.111	7	18	0	2	0	0	0	0	0	0	0	1	7	0	0	3
	Batavia	.191	47	141	13	27	6	0	1	10	2	0	1	17	61	8	3	2
2002	Batavia	.200	47	155	12	31	2	2	1	3	3	1	2	7	45	10	2	4
Minors	Totals	.191	101	314	25	60	8	2	2	13	5	1	3	25	113	18	5	9

MINOR LEAGUE PLAYERS

DAVIS, TIMOTHY DEWAYNE...LHP...B-T: L-L...HT: 6-4; WT: 230...BORN: April 8, 1979, Pascagoula, MS...**RESIDES:** Lucedale, MS...**EDUCATION:** 2001 graduate University of South Alabama...**OBTAINED:** Phillies 15th round pick in June 2001 draft...**2001:** Made pro debut with Batavia (A), 6/30 vs Oneonta... Earned 1st win, 8/15 vs Hudson Valley...Pitched 12.2 scoreless innings (6 G) to end season...Pitched in Florida Instructional League...**2002:** Began season on DL...Activated, 7/12 and assigned to Lakewood (A)...Did not allow a run in 6 straight appearances (9.2 IP), 8/5-23...Held opponents to .140 avg.

YEAR	CLUB	W-L	ERA	G	GS	CG	SHO	SV	IP	H	R	ER	HR	HB	BB	SO	WP	BK
2001	Batavia	2-0	3.51	16	0	0	0	0	33.1	25	16	13	1	2	13	26	1	0
2002	Lakewood	0-0	1.88	11	0	0	0	2	14.1	7	5	3	0	0	7	8	2	0
Minors	Totals	2-0	3.02	27	0	0	0	2	47.2	32	21	16	1	2	20	34	3	0

DAWSON, CARL LAYNE (Layne)...RHP...B-T: R-R...HT: 6-2; WT: 183...BORN: September 13, 1979, Memphis, TN...**RESIDES:** Somerville, TN...**EDUCATION:** 1997 graduate Fayette Academy; attended the University of Memphis...**MISC:** Played Little League, Connie Mack and American Legion ball...**HOBBIES:** Karate (2nd degree black belt), hunting, fishing...**OBTAINED:** Phillies 26th round pick in June 2001 draft...**2001:** Made pro debut with Gulf Coast Phillies (R), 6/25 vs Royals (5.0 IP, 3 H, 4 SO)...Led team in SO, 2nd in IP...**2002:** Spent entire season with Lakewood (A)...Tied for 1st in South Atlantic League in SHO and finished 9th in ERA...Pitched almost exclusively in relief for the first 4 months of the season...Moved into rotation full-time in August and made 5 starts...Pitched at least 7.0 innings in all 5 starts, including back-to-back 9.0-inning SHO, 8/11 & 17...Struck out a season-high 10 batters, 8/11 vs Savannah...Won final 4 starts and had a 0.66 August ERA...Won Phillies Minor League Pitcher of the Week honors two consecutive weeks, 8/5-11 and 8/12-18...Named SAL Pitcher of the Week, 8/9-15 (1-0, SHO, 9.0 IP, 10 SO, 0 BB)...Went 5-1, 1.29 ERA in 8 starts...Held RHH to .227 avg.

YEAR	CLUB	W-L	ERA	G	GS	CG	SHO	SV	IP	H	R	ER	HR	HB	BB	SO	WP	BK
2001	Phillies, GCL	3-3	2.08	10	8	0	0	1	47.2	42	20	11	2	1	5	52	4	1
2002	Lakewood	7-4	2.76	27	8	3	#2	5	117.1	103	41	36	5	5	21	89	5	0
Minors	Totals	10-7	2.56	37	16	3	2	6	165.0	145	61	47	7	6	26	141	9	1

Tied for League Lead

DECHRISTOFARO, VINCENT A (Vinny)...LHP...B-T: L-L...HT: 6-3; WT: 170...BORN: April 2, 1982, Jersey City, NJ...**RESIDES:** Richmond Hill, GA...**EDUCATION:** 2001 graduate Richmond Hill HS...**MISC:** Played Little League and Babe Ruth ball...**HOBBIES:** Bowling, pool, drawing, going out...**OBTAINED:** Phillies 7th round pick in June 2001 draft...**2001:** Made pro debut with Gulf Coast League Phillies (R), 6/25 at Royals and struck out 6 batters in 4.0 IP...Earned his 1st pro win in his 2nd start, 6/30 at Royals...Did not allow an ER in first 16.1 IP of pro career...Pitched in Florida Instructional League...**2002:** Spent entire season with Lakewood (A)...Pitched season-high 8.0 innings (CG), 5/28 at Greensboro...Placed on DL, 8/2 (left elbow inflammation)...Pitched at least 5.0 innings in 19 of 22 starts...Lost final 7 decisions of season.

YEAR	CLUB	W-L	ERA	G	GS	CG	SHO	SV	IP	H	R	ER	HR	HB	BB	SO	WP	BK
2001	Phillies, GCL	1-2	2.17	9	9	0	0	0	37.1	32	12	9	0	0	14	33	3	0
2002	Lakewood	3-10	4.92	22	22	1	0	0	130.0	155	88	71	4	4	37	62	8	0
Minors	Totals	4-12	3.82	31	31	1	0	0	167.1	187	100	80	4	4	51	95	11	0

DELA CRUZ, HECTOR NOEL...RHP...B-T: R-R...HT: 6-2; WT: 175...BORN: July 27, 1984, Villa Milla, DR...**RESIDES:** Villa Mella...**OBTAINED:** Signed by Phillies as an amateur free agent, 10/16/00...**2001:** Made pro debut with La Vega Phillies (R)...**2002:** 2nd season in Dominican Summer League...Finished 3rd in DSL in saves...Held opponents to .171 avg.

YEAR	CLUB	W-L	ERA	G	GS	CG	SHO	SV	IP	H	R	ER	HR	HB	BB	SO	WP	BK
2001	Phillies, DSL	1-2	4.63	11	6	0	0	0	35.0	31	18	18	2	2	16	25	0	0
2002	Phillies, DSL	2-0	1.62	29	0	0	0	13	33.1	20	8	6	1	1	7	27	3	-
Minors	Totals	3-2	3.16	40	6	0	0	13	68.1	51	26	24	3	3	23	52	3	0

DELA CRUZ, JULIO...RHP...B-T: R-R...HT: 6-1; WT: 161...BORN: May 2, 1983, Cotui, DR...**RESIDES:** Cotui...**EDUCATION:** Liceo Fed. Henriquez y Carbejar...**OBTAINED:** Signed by Phillies as an amateur free agent, 1/10/01...**2001:** Made pro debut with La Vega Phillies (R)...**2002:** Spent season with Gulf Coast Phillies (R)...Recorded all 3 wins in successive appearances, 7/24-31...Promoted to Clearwater (A), 8/26, but did not pitch due to finger laceration...Pitched in Florida Instructional League.

YEAR	CLUB	W-L	ERA	G	GS	CG	SHO	SV	IP	H	R	ER	HR	HB	BB	SO	WP	BK
2001	Phillies, DSL	0-4	5.24	11	8	0	0	0	34.1	36	24	20	0	7	12	22	2	2
2002	Phillies, GCL	3-0	3.56	7	5	0	0	0	30.1	28	12	12	1	2	12	25	0	0
Minors	Totals	3-4	4.45	18	13	0	0	0	64.2	64	36	32	1	9	24	47	2	4

DELACRUZ, MAXIMO...RHP...B-T: R-R...HT: 6-1; WT: 163...BORN: May 29, 1985, Santo Domingo, DR...**RESIDES:** Santo Domingo...**OBTAINED:** Signed by Phillies as an amateur free agent, 11/7/01...**2002:** Began pro career with Guanuma Phillies (R) in Dominican Summer League...Transferred to Gulf Coast Phillies (R) and appeared in 2 games (1 start).

YEAR	CLUB	W-L	ERA	G	GS	CG	SHO	SV	IP	H	R	ER	HR	HB	BB	SO	WP	BK
2002	Phillies, DSL	4-2	2.48	11	10	0	0	0	58.0	43	20	16	3	4	16	40	8	-
	Phillies, GCL	1-0	1.17	2	1	0	0	0	7.2	4	1	1	0	2	2	5	1	0
Minors	Totals	5-2	2.33	13	11	0	0	0	65.2	47	21	17	3	6	18	45	9	0

MINOR LEAGUE PLAYERS

DELGADO, MARIO L...B-T: L-L...HT: 6-0; WT: 220...**BORN:** August 5, 1979, San Diego, CA...**RESIDES:** San Diego...**EDUCATION:** 1998 graduate Mission Bay HS; attended Oklahoma City University...**OBTAINED:** Phillies 14th round pick in June 2001 draft...**2001:** Began pro career with Gulf Coast Phillies (R)...After just two games, was promoted to Lakewood (A), 6/21 and was 6-for-9 with 2 HR in his first 2 games...Named Phillies Minor League Player of the Week, 6/18-24, in just his 1st week of professional baseball (.423, 3 HR, 7 RBI)...Hit .348 (16-46), 5 2B, 1 HR, 8 RBI during 11-game hit streak, 6/29-7/12...Played in Florida Instructional League...**2002:** Began season with Clearwater (A)...Placed on DL, 6/11 (right hamstring pull)...Activated, 7/10, and assigned to Lakewood...Collected a season-high 4 RBI, 7/19 at Hickory.

YEAR	CLUB	AVG	G	AB	R	H	2B	3B	HR	RBI	SH	SF	HP	BB	SO	SB	CS	E
2001	Phillies, GCL	.500	2	8	1	4	0	0	1	4	0	0	0	0	1	0	0	0
	Lakewood	.268	60	224	27	60	11	2	9	36	0	3	3	12	58	3	2	12
2002	Clearwater	.203	51	187	16	38	9	0	4	14	0	1	2	7	47	0	0	6
	Lakewood	.234	37	128	16	30	6	1	2	13	0	0	0	7	35	0	0	0
Minors	Totals	.245	150	539	60	132	26	3	16	67	0	4	5	26	141	3	2	18

DE LOS SANTOS, ESTEBAN...SS-B-T: S-R...HT: 6-1; WT: 160...**BORN:** December 26, 1982, Santo Domingo, DR...**RESIDES:** Santo Domingo...**EDUCATION:** Liceo Emma Balagner HS...**OBTAINED:** Signed by Phillies as an amateur free agent, 8/12/99...**2000:** Played for La Vega (R) in Dominican Summer League...Ranked 2nd in DSL in runs...**2001:** Played for Gulf Coast Phillies (R)...Played in Florida Instructional League...**2002:** 2nd season with GCL Phils...Had 11 RBI over 7 games, 7/26-8/5...FIL.

YEAR	CLUB	AVG	G	AB	R	H	2B	3B	HR	RBI	SH	SF	HP	BB	SO	SB	CS	E
2000	Phillies, DSL	.244	55	193	81	47	12	3	3	24	-	-	-	22	49	9	8	22
2001	Phillies, GCL	.195	38	123	18	24	6	4	2	13	1	1	2	8	27	3	5	11
2002	Phillies, GCL	.222	50	167	24	37	6	3	5	29	2	2	5	15	50	6	6	16
Minors	Totals	.224	143	483	123	108	24	10	10	66	3	3	7	45	126	18	19	49

DENISON, DAVID BRANDON...RHP-B-T: L-R...HT: 6-3; WT: 215...**BORN:** December 2, 1980, Paris, TX...**RESIDES:** Paris...**OBTAINED:** Signed as non-drafted free agent, 6/11/02...**2002:** Made pro debut with Gulf Coast Phillies (R), 6/20 at Yankees (2.0 IP, 1 ER)...Made 1 start, 7/11 (1) at Yankees (4.0 IP, 2 ER).

YEAR	CLUB	W-L	ERA	G	GS	CG	SHO	SV	IP	H	R	ER	HR	HB	BB	SO	WP	BK
2002	Phillies, GCL	0-2	5.53	12	1	0	0	0	27.2	38	21	17	2	2	7	14	4	0

DIAZ, JEURY ELLIN...C-B-T: S-R...HT: 6-1; WT: 175...**BORN:** September 30, 1982, Santo Domingo, DR...**RESIDES:** Bonao, DR...**EDUCATION:** Centro Educacional Bonao HS...**OBTAINED:** Signed by Phillies as an amateur free agent, 11/1/99...**2000:** Played for La Vega (R) of the Dominican Summer League...**2001:** Led La Vega in runs, slugging % (.586) and OBP (.419)...**2002:** Began season in DSL before being promoted to Gulf Coast Phillies (R), 7/1...Began season 1-for-11, before hitting .380 rest of the way...Scored 4 runs, 7/24 vs Tigers...Walked in 6 straight games, 7/24-8/3 (7 BB)...Hit .286 in GCL playoffs.

YEAR	CLUB	AVG	G	AB	R	H	2B	3B	HR	RBI	SH	SF	HP	BB	SO	SB	CS	E
2000	Phillies, DSL	.152	12	33	3	5	2	0	0	5	-	-	-	5	11	1	1	4
2001	Phillies, DSL	.379	9	29	9	11	3	0	1	3	0	0	0	2	5	2	0	2
2002	Phillies, DSL	.327	18	52	18	17	3	0	3	12	-	-	-	17	10	2	1	3
	Phillies, GCL	.328	21	61	12	20	5	0	0	5	2	0	0	9	11	4	0	2
Minors	Totals	.303	60	175	42	53	13	0	4	28	2	0	0	33	37	9	2	11

DOMINGUEZ, DILENIO...RHP-B-T: R-R...HT: 6-2; WT: 170...**BORN:** March 27, 1985, Esperanza Valverde, DR...**RESIDES:** Mao, DR...**OBTAINED:** Signed by Phillies as an amateur free agent, 9/15/02 for the 2003 season.

DORSEY, BRIAN FRANCIS...RHP-B-T: R-R...HT: 6-3; WT: 175...**BORN:** April 5, 1980, Bethpage, NY...**RESIDES:** Smithtown, NY...**OBTAINED:** Signed as a non-drafted free agent, 6/13/02...**2002:** Made pro debut with Gulf Coast Phillies (R), 6/21 vs Yankees, and took the loss (1.0 IP, 1 ER)...Went 3-0, 0.64 ERA in 7 August appearances...Did not allow a run in final 6 appearances (12.0 IP)...Averaged 9.0 SO/9.0 IP.

YEAR	CLUB	W-L	ERA	G	GS	CG	SHO	SV	IP	H	R	ER	HR	HB	BB	SO	WP	BK
2002	Phillies, GCL	3-2	2.57	16	2	0	0	0	35.0	31	19	10	0	2	16	35	2	0

DURAN, MIGUEL ALFONSO...RHP-B-T: R-R...HT: 6-1; WT: 166...**BORN:** November 18, 1983, Mao Valverde, DR...**RESIDES:** Mao Valverde...**OBTAINED:** Signed by Phillies as an amateur free agent, 11/1/01...**2002:** Spent 1st pro season with Guanuma Phillies (R).

YEAR	CLUB	W-L	ERA	G	GS	CG	SHO	SV	IP	H	R	ER	HR	HB	BB	SO	WP	BK
2002	Phillies, DSL	0-0	2.31	5	0	0	0	0	11.2	9	4	3	0	1	3	10	1	-

MINOR LEAGUE PLAYERS

DURAND, ALEXANDER JOSE...OF...B-T: R-R...**HT:** 6-2; **WT:** 175...**BORN:** July 9, 1983, Valencia, Carabobo, VZ...**RESIDES:** Valencia, Carabobo...**EDUCATION:** Liceo Dr. Jose M. Vargas HS, attended C.U.A.M...**OBTAINED:** Signed as an amateur free agent, 5/18/01...**2001:** Made pro debut with Mariara Phillies (R)...Led team in SB...**2002:** 2nd season with Mariara.

YEAR	CLUB	AVG	G	AB	R	H	2B	3B	HR	RBI	SH	SF	HP	BB	SO	SB	CS	E
2001	Phillies, VSL	.233	40	129	21	30	2	0	0	9	0	0	0	14	33	14	3	3
2002	Phillies, VSL	.151	15	53	9	8	3	0	1	3	1	0	3	4	9	2	0	0
Minors	Totals	.209	55	182	30	38	5	0	1	12	1	0	3	18	42	16	3	3

ELSKAMP, ANDREW JAMES (Andy)...RHP...B-T: R-R...**HT:** 5-11; **WT:** 190...**BORN:** August 11, 1978, Lancaster, WI...**RESIDES:** Potosi, WI...**EDUCATION:** 1997 graduate of Potosi HS (baseball, football, basketball); attended U of Wisconsin LaCrosse...**MISC:** Played Little League, American Legion and semipro ball...**OBTAINED:** Phillies 36th round pick in June 2000 draft...**2000:** Made pro debut for Gulf Coast Phillies (R), 6/21 vs Pirates and took loss...Won 5 straight games, 7/5-8/1; Howe Sportsdata GCL Pitcher of the Week, 7/31-8/6...**2001:** Pitched for Lakewood (A)...Allowed 7 ER in first 10.1 innings of season (6.10 ERA) and just 3 ER for the remainder of the season (29.1 IP, 0.92 ERA)...Placed on DL, 6/22 (right shoulder anterior inflammation)...Activated, 8/3...Recorded at least 1 SO in 22 of 23 games; 13 games were multi-SO games...Averaged 9.3 SO/9.0 IP...Held right-handers to a .185 average...**2002:** Spent season with Clearwater (A)...Allowed a season-high 7 ER in 2.2 IP; other than that appearance, had a 3.24 ERA...Compiled a 2.65 ERA in final 9 appearances (17.0 IP, 5 ER).

YEAR	CLUB	W-L	ERA	G	GS	CG	SHO	SV	IP	H	R	ER	HR	HB	BB	SO	WP	BK
2000	Phillies, GCL	5-1	3.67	11	0	0	0	0	27.0	23	14	11	1	1	12	20	3	0
2001	Lakewood	0-1	2.27	23	0	0	0	1	39.2	28	15	10	4	2	19	41	3	0
2002	Clearwater	3-0	4.47	26	0	0	0	0	44.1	44	26	22	5	2	21	35	2	1
Minors	Totals	8-2	3.49	60	0	0	0	1	111.0	95	55	43	10	5	52	96	8	1

ENCARNACION, LUIS ALBERTO...RHP...B-T: R-R...**HT:** 6-2; **WT:** 170...**BORN:** November 30, 1982, Santo Domingo, DR...**RESIDES:** Los Alcarizos, DR...**OBTAINED:** Signed by Phillies as an amateur free agent, 6/10/02...**2002:** Spent 1st pro season with Guanuma Phillies (R).

YEAR	CLUB	W-L	ERA	G	GS	CG	SHO	SV	IP	H	R	ER	HR	HB	BB	SO	WP	BK
2002	Phillies, DSL	0-4	7.36	10	5	0	0	0	25.2	32	25	21	2	5	20	11	4	-

ESPY, NATHAN BLAKE (Nate)...1B...B-T: R-R...**HT:** 6-3; **WT:** 215...**BORN:** April 24, 1978, Atlanta, GA...**RESIDES:** Pensacola, FL...**EDUCATION:** 1996 graduate BT Washington HS (Pensacola); 1998 graduate of Lurleen B. Wallace JC (AA)...**MISC:** Played Little League, Cape Cod, American Legion, Northeast Collegiate ball...**HOBBIES:** Anything associated with sports...**OBTAINED:** Phillies 18th round pick in June 1998 draft...**1998:** Hit in 21 straight games, 6/19-7/10...493, 37 hits, 24 RBI...Had a pair of 4-hit games and a pair of 2-HR games...Drove in 6 runs, 8/1 vs Elizabethton...Hit 8 HR in August...Appalachian League rankings: 1st in slugging % (.630), 2nd in on-base % (.479), 2nd in walks, 3rd in hitting, tied-3rd in HR, doubles, extra-base hits (34); 4th in RBI and total bases (143)...Led all Phillies short-season minor leaguers in hitting, hits, total bases, homers, RBI...AppyL All-Star...Florida Instructional League...**1999:** Played at Piedmont (A)...Had 5 RBI, 5/3 vs Augusta (3-5, 2B)...Placed on DL, 7/18 (broken left ankle)...Had surgery, 7/22 and missed remainder of season...**2000:** Spent entire season at Piedmont...Selected as South Atlantic League in-season and post-season All-Star...Led SAL in on-base % (.439), 2nd in HR (21) and slugging % (.531), tied-4th in extra-base hits (55) and 5th in hitting (.312) and RBI (87)...Led all Phillies minor leaguers in walks (101)...Phillies Minor League Player of the Week, 5/1-7...Batted .475 (19-40) during 12-game hitting streak, 4/22-5/4...Reached base safely in 31 straight games, 6/6-7/10 (36 H, 108 AB, 25 BB, 4 HR, 22 RBI) and 18 straight, 8/9-9/2 (23 H, 61 AB, 15 BB, HR, 11 RBI)...Scored season-high 4 runs, 5/1 vs Augusta...Hit .545 (6-11) in 3 SAL playoff games (2 2B, 2 BB, RBI)...**2001:** Began season with Clearwater (A)...Finished 2nd in Florida State League in BB, 3rd in G and 5th in 2B and OBP (.399)...Led team in G, AB, H, 2B, RBI, R, TB, SF and BB...Reached base safely in 17 straight games, 8/9-25 (.350, 21-60, 2 2B, 1 3B, 2 HR, 11 RBI, 15 BB)...Phillies Minor League Player of the Month for May (.379, 39-103, 10 2B, 4 HR, 16 RBI, 17 BB, 2 SB)...Promoted to Reading last day of regular season, but did not play...**2002:** Spent entire season with Reading (AA)...Led Eastern League in games, finished 2nd in R and 4th in BB and AB...Led EL first baseman with .994 fielding % and in TC, PO and DP...Team leader in R, G, BB and AB...Stole pro-high 18 bases and was caught just once (94.7%)...Hit .492 (31-63) during 15-game hitting streak, 5/22-6/5, tied for 5th-longest in EL...Reached base safely in 22 straight games, 6/19-7/12 (.451 OBP, 26 H, 12 BB)...Clubbed 2 HR, 4/9 at Altoona and 5/14 vs New Britain...Had an 8-game RBI streak, 5/19-27 (14 RBI)...Hit 7 HR off LHH and 7 off RHH...Hit 7 HR at home and 7 on the road...Won Reading Phillies "Iron Man" Award and was co-recipient of Eugene L. Shirk Community Service Award...FIL.

YEAR	CLUB	AVG	G	AB	R	H	2B	3B	HR	RBI	SH	SF	HP	BB	SO	SB	CS	E
1998	Martinsville	.361	66	227	50	82	20	1	13	56	1	4	4	51	55	2	2	7
1999	Piedmont	.254	83	295	37	75	18	2	11	38	0	1	1	48	56	3	1	5
2000	Piedmont	.312	130	452	88	141	32	2	21	87	0	4	4	101	105	7	0	8
2001	Clearwater	.285	133	470	75	134	31	2	11	68	0	7	6	88	90	6	2	12
2002	Reading	.267	141	517	83	138	28	2	14	76	0	4	7	73	83	18	1	8
Minors	Totals	.291	553	1961	333	570	129	9	70	325	1	20	22	361	389	36	6	40

MINOR LEAGUE PLAYERS

FISHER, KIEL A...3B...B-T: L-R...HT: 6-4; WT: 195...BORN: September 29, 1983, Riverside, CA...RESIDES: Riverside...EDUCATION: Riverside Poly (CA) High School...OBTAINED: Phillies 3rd round pick in June 2002 draft...2002: Made pro debut with Gulf Coast Phillies, 7/1 at Royals...Collected 6 RBI over 3 games, 7/26-27...Played in Florida Instructional League.

YEAR	CLUB	AVG	G	AB	R	H	2B	3B	HR	RBI	SH	SF	HP	BB	SO	SB	CS	E
2002	Phillies, GCL	.229	35	105	9	24	4	1	3	20	2	1	2	13	34	1	2	7

FLOYD, MICHAEL B (Mike)...OF...B-T: R-R...HT: 6-2; WT: 185...BORN: January 15, 1980, Annapolis, MD...RESIDES: Severna Park, MD...EDUCATION: Attended University of South Carolina...OBTAINED: Phillies 22nd round pick in June 2001 draft...MISC: Brother, Gavin, was Phillies 1st round pick (4th overall) in June 2001 draft...HOBBY: Playing guitar...2001: Played in Florida Instructional League...Signed for 2002...2002: Began season in extended spring training...Promoted to Lakewood (A), 6/13...Made pro debut, 6/13 vs Lexington (0-3, 1 BB)...Hit 1st and only pro HR, 7/6 at Lexington...Had a 10-game hitting streak, 7/29-8/8 (.410, 16-39, 2 2B, 2 3B, 5 RBI)...Made 57 appearances in CF, 8 in RF and 5 in LF...FIL.

YEAR	CLUB	AVG	G	AB	R	H	2B	3B	HR	RBI	SH	SF	HP	BB	SO	SB	CS	E
2002	Lakewood	.246	69	248	29	61	11	3	1	19	0	0	4	23	59	13	5	8

FRANCO, MARTIRE...RHP...B-T: R-R...HT: 6-0; WT: 170...BORN: February 25, 1978, Bani, DR...RESIDES: Bani, DR...EDUCATION: Liceo El Limonal HS...OBTAINED: Signed as an amateur free agent, 7/1/98...1998: Made pro debut with La Vega Phillies (R) in the Dominican Summer League...1999: Pitched for La Vega...2000: Recorded win in first appearance for Piedmont (A), 4/9 at Asheville...Threw 1st pro shutout, 6/5 vs Greensboro (9.0 IP, 6 H, 3 BB, 6 SO)...Made only relief appearance, 6/10 at Macon (3.0 IP, 1 ER)...2001: Spent season with Clearwater (A)...Led all Florida State League pitchers in IP and putouts (17), 2nd-most CG and tied for 2nd in wins...Pitched two 7-inning CG and two 6-inning CG...Had an 0.79 ERA in relief (11.1 IP, 1 ER)...19 of 26 appearances were at least 6.0 IP...2002: Began season in extended spring training...Activated and assigned to Reading (AA), 5/22...Named Eastern League Pitcher of the Week, 6/3-9 (1-1, 1.80 ERA, 15.0 IP, 10, SO)...Pitched one of six 3-hitters in Eastern League, 7/17 vs Bowie (9.0 IP, 2 R, ER).

YEAR	CLUB	W-L	ERA	G	GS	CG	SHO	SV	IP	H	R	ER	HR	HB	BB	SO	WP	BK
1998	Phillies, DSL	3-2	2.93	14	2	0	0	0	28.2	19	14	10	3	2	7	29	0	1
1999	Phillies, DSL	3-0	1.50	23	0	0	0	5	24.0	18	7	4	2	3	3	31	2	0
2000	Piedmont	8-6	4.13	24	23	2	2	0	126.1	146	70	58	7	6	57	89	10	2
2001	Clearwater	11-8	4.13	26	24	4	0	0	161.1	178	84	74	12	8	41	97	7	2
2002	Reading	4-8	5.76	16	16	2	0	0	89.0	109	62	57	13	4	25	50	0	1
Minors	Totals	29-24	3.84	103	65	8	2	5	429.1	470	237	203	37	23	140	296	19	6

GARCIA, CARLOS MANUEL...2B...B-T: S-R...HT: 5-11; WT: 157...BORN: April 16, 1985, Moncion, DR...RESIDES: Villa Vazquez, DR...OBTAINED: Signed by Phillies as an amateur free agent, 4/10/02...2002: Spent 1st pro season with Guanuma Phillies (R)...Had .400 OBP.

YEAR	CLUB	AVG	G	AB	R	H	2B	3B	HR	RBI	SH	SF	HP	BB	SO	SB	CS	E
2002	Phillies, DSL	.273	42	128	33	35	1	2	0	11	-	-	-	22	13	13	4	8

GARCIA, JOSE SANCHEZ...OF...B-T: S-R...HT: 6-1; WT: 172...BORN: January 15, 1983, Puerto Plata, DR...RESIDES: Puerto Plata...OBTAINED: Signed by Phillies as an amateur free agent, 12/29/99...2001: Spent 1st pro season with La Vega (R)...Led team in SB and was 2nd in BB...2002: 2nd season with DSL Phillies.

YEAR	CLUB	AVG	G	AB	R	H	2B	3B	HR	RBI	SH	SF	HP	BB	SO	SB	CS	E
2001	Phillies, DSL	.222	12	45	7	10	1	1	0	2	1	0	1	4	9	4	2	0
2002	Phillies, DSL	.274	67	241	41	66	19	3	0	28	-	-	-	21	33	10	5	8
Minors	Totals	.266	79	286	48	76	20	4	0	30	1	0	1	25	42	14	7	8

GILLIES, MICHAEL D (Mike)...1B/3B...B-T: R-R...HT: 6-2; WT: 215...BORN: November 24, 1978, Saskatoon, Saskatchewan, Canada...RESIDES: Port Moody, British Columbia, Canada...OBTAINED: Signed as a non-drafted free agent, 6/11/02...2002: Made pro debut with Gulf Coast Phillies, 6/20 at Yankees...Made 17 appearances at 1B, 11 at 3B, 4 in LF, 3 in RF and 1 each in CF and SS.

YEAR	CLUB	AVG	G	AB	R	H	2B	3B	HR	RBI	SH	SF	HP	BB	SO	SB	CS	E
2002	Phillies, GCL	.230	43	152	24	35	7	0	4	14	0	4	0	12	16	3	2	8

GLASER, MARLO (Nick)...RHP...B-T: R-R...HT: 6-2; WT: 195...BORN: July 12, 1978, Escondido, CA...RESIDES: Aberdeen, WA...EDUCATION: 1996 graduate Wishkah HS; attended Edmonds CC and Clemson University...MISC: Played Little League and Babe Ruth baseball...OBTAINED: Phillies 35th round pick in June 2001 draft...2001: Made pro debut with Batavia (A), 6/19 at Auburn...Went 3-1, 1.62 ERA at home...2nd on staff in games and saves...Pitched in Florida Instructional League...2002: Missed entire season while recovering from right shoulder surgery.

MINOR LEAGUE PLAYERS

YEAR	CLUB	W-L	ERA	G	GS	CG	SHO	SV	IP	H	R	ER	HR	HB	BB	SO	WP	BK
2001	Batavia	3-4	2.51	24	0	0	0	6	28.2	27	13	8	0	0	7	21	6	0
2002	Injured - Did Not Pitch																	
Minors	Totals	3-4	2.51	24	0	0	0	6	28.2	27	13	8	0	0	7	21	6	0

GONZALEZ, CARLOS JOSE...OF...B-T: L-L...**HT:** 5-11; **WT:** 175...**BORN:** February 25, 1986, Bani, DR...**RESIDES:** Bani...**OBTAINED:** Signed by Phillies as an amateur free agent, 7/19/02...**2002:** Spent 1st pro season with Guanuma Phillies.

YEAR	CLUB	AVG	G	AB	R	H	2B	3B	HR	RBI	SH	SF	HP	BB	SO	SB	CS	E
2002	Phillies, DSL	.307	21	88	17	27	5	1	2	12	-	-	-	4	16	1	1	1

GONZALEZ, DANIEL (Danny)...SS...B-T: S-R...**HT:** 6-0; **WT:** 185...**BORN:** November 20, 1981, San Juan, PR...**RESIDES:** Trujillo Alto, PR...**EDUCATION:** 2000 graduate Florida Air Academy...**MISC:** Played Little League, Babe Ruth, and Connie Mack ball...**OBTAINED:** Phillies 4th round pick in June 2000 draft...**2000:** Made debut in Florida Instructional League...**2001:** Spent 1st pro season with Batavia (A)...Tied for 2nd in New York-Penn League in G and 4th in AB...Led team in triples, tied for 2nd in hits...Led all NYPL shortstops in games, total chances (352) and putouts (129)...Hit .438 (21-48), 6/20-7/11...Went 3-for-3, 2 R, 2B, BB, 7/22 at Staten Island...Played in Florida Instructional League...**2002:** Spent entire season with Lakewood (A)...South Atlantic League All-Star...Led SAL shortstops with .962 fielding %...Team leader in runs and tied for team lead in AB...Went 8-for-13 (.615), 1 HR, 7 RBI, 6 R in first 3 games...Had 4 hits twice, 4/4 at Kannapolis and 4/23 vs South Georgia...Played winter ball for Bayamon, PR.

YEAR	CLUB	AVG	G	AB	R	H	2B	3B	HR	RBI	SH	SF	HP	BB	SO	SB	CS	E
2001	Batavia	.238	73	281	33	67	9	4	0	20	5	2	3	18	52	1	3	25
2002	Lakewood	.270	131	493	58	133	14	4	4	43	7	3	7	55	88	11	21	24
Minors	Totals	.258	204	774	91	200	23	8	4	60	12	5	10	73	140	12	24	49

GONZALEZ, LUIS RAFAEL...RHP...B-T: R-R...**HT:** 6-0; **WT:** 170...**BORN:** March 5, 1984, Ciudad Bolivar, Bolivar, VZ...**RESIDES:** Ciudad Bolivar...**OBTAINED:** Signed by Phillies as an amateur free agent, 11/23/01...**2002:** Spent 1st pro season with Mariara Phillies.

YEAR	CLUB	W-L	ERA	G	GS	CG	SHO	SV	IP	H	R	ER	HR	HB	BB	SO	WP	BK
2002	Phillies, VSL	1-2	5.58	11	2	0	0	0	30.2	35	22	19	1	1	9	21	6	0

GRADOVILLE, TIM ROBERT...C...B-T: R-R...**HT:** 6-3; **WT:** 195...**BORN:** January 30, 1980, Mechanicsburg, PA...**RESIDES:** Aurora, CO...**EDUCATION:** Creighton University...**OBTAINED:** Phillies 37th round pick in June 2002 draft...**2002:** Hit in first 6 games of pro career with Gulf Coast Phillies (R)...Led team in SB...Played in Florida Instructional League.

YEAR	CLUB	AVG	G	AB	R	H	2B	3B	HR	RBI	SH	SF	HP	BB	SO	SB	CS	E
2002	Phillies, GCL	.267	37	101	16	27	6	0	0	4	4	0	1	8	19	14	2	2

GUEVARA, ORLANDO JOSE...3B...B-T: S-R...**HT:** 6-1; **WT:** 175...**BORN:** September 13, 1983, Guacara, Carabobo, VZ...**RESIDES:** Guacara...**OBTAINED:** Signed by Phillies as an amateur free agent, 11/12/00...**2001:** Made pro debut with Mariara Phillies (R)...**2002:** 2nd season in Venezuelan Summer League.

YEAR	CLUB	AVG	G	AB	R	H	2B	3B	HR	RBI	SH	SF	HP	BB	SO	SB	CS	E
2001	Phillies, VSL	.273	49	139	25	38	8	1	0	13	0	0	0	17	31	3	1	17
2002	Phillies, VSL	.232	46	151	20	35	4	2	1	25	1	0	11	20	45	5	3	13
Minors	Totals	.252	95	290	45	73	12	3	1	38	1	0	11	37	76	8	4	30

GUZMAN, SANTO GREGORIO...INF...B-T: R-R...**HT:** 5-10; **WT:** 170...**BORN:** May 25, 1983, Bani, DR...**RESIDES:** Bani...**OBTAINED:** Signed by Phillies as an amateur free agent, 3/31/00...**2001:** Made pro debut with La Vega (R)...Had 2nd-best OBP (.357) and 3rd-best slugging % (.405) on team...**2002:** 2nd season in Dominican Summer League.

YEAR	CLUB	AVG	G	AB	R	H	2B	3B	HR	RBI	SH	SF	HP	BB	SO	SB	CS	E
2001	Phillies, DSL	.270	10	37	5	10	1	2	0	6	1	0	4	1	3	2	1	2
2002	Phillies, DSL	.271	54	203	32	55	12	1	0	28	-	-	-	9	28	10	3	10
Minors	Totals	.271	64	240	37	65	13	3	0	34	1	0	4	10	31	12	4	12

GWALTNEY, WILLIAM LEE (Lee)...RHP...B-T: R-R...**HT:** 6-5; **WT:** 210...**BORN:** May 6, 1980, Weisbaden, Germany...**RESIDES:** Willow Park, TX...**EDUCATION:** Louisiana Tech University...**OBTAINED:** Phillies 6th round draft pick in June 2002 draft...**2002:** Made pro debut with Batavia (A), 7/16 vs Mahoning Valley (3.0 IP, 1 H, 1 BB, 1 SO)...Placed on DL, 8/2 (right shoulder inflammation)...Activated, 8/19...Pitched in Florida Instructional League.

YEAR	CLUB	W-L	ERA	G	GS	CG	SHO	SV	IP	H	R	ER	HR	HB	BB	SO	WP	BK
2002	Batavia	0-2	3.60	7	7	0	0	0	25.0	26	12	10	2	3	6	18	0	0

MINOR LEAGUE PLAYERS

HAMELS, COLBERT M (Cole)...LHP...**B-T:** L-L...**HT:** 6-3; **WT:** 175...**BORN:** December 27, 1983, San Diego, CA...**RESIDES:** San Diego...**EDUCATION:** Rancho Bernardo (CA) High School...**OBTAINED:** Selected by Phillies in 1st round of June 2002 draft (17th overall)...**2002:** Pitched in Florida Instructional League...Rated 5th-best prospect in Phillies minor league system by *Baseball America*.

HANNAHAN, LEONARD BISANZ (Buzz)...2B...**B-T:** R-R...**HT:** 6-2; **WT:** 182...**BORN:** June 29, 1976, St. Paul, MN...**RESIDES:** St. Paul, MN...**EDUCATION:** 1994 graduate Cretin-Derham HS (St. Paul); attended St. Thomas College...**MISC:** Played Little League, Babe Ruth, American Legion, semipro (St. Paul, MN) ball...**HOBBY:** Involved in Big Brother-Big Sister program while in MN...**OBTAINED:** Phillies 31st round pick in June 1998 draft...**1998:** Made pro debut at Martinsville (R)...**1999:** Played at Piedmont (A)...**2000:** Activated from DL and assigned to Piedmont (A), 4/19...Collected 4 hits, 6/28 and 8/16, both at Hickory...Hit .500 (4-8, 8 RBI) with bases loaded...**2001:** Spent entire season with Clearwater (A)...Hit .299 (26-87) against LH pitching...Played 31 games at 3B, 27 at SS, 14 at 2B and 7 as DH...**2002:** Spent entire season with Reading (AA)...Placed on DL, 6/4 (strained right quad)...Activated, 7/4...Made first pro start in OF, 7/29 vs Bowie (LF)...Played 9 games in LF...Got 1 of 3 outfield assists against Erie when he threw out his brother, Jack, who was trying to stretch a single into a double...Was HBP 3 times, 8/12 vs Altoona...Co-recipient of Eugene L. Shirk Community Service Award...Played in Florida Instructional League.

YEAR	CLUB	AVG	G	AB	R	H	2B	3B	HR	RBI	SH	SF	HP	BB	SO	SB	CS	E
1998	Martinsville	.274	55	197	38	54	6	1	0	20	1	0	5	42	31	14	6	14
1999	Piedmont	.123	22	65	5	8	0	0	0	3	0	0	0	6	12	3	1	4
2000	Piedmont	.275	76	240	47	66	13	0	1	24	6	2	5	36	37	25	1	18
2001	Clearwater	.261	82	268	43	70	10	1	1	27	3	3	6	39	44	17	7	11
2002	Reading	.230	84	269	47	62	7	2	3	23	2	5	9	42	49	14	4	12
Minors	Totals	.250	319	1039	180	260	36	4	5	97	12	10	25	165	173	73	19	59

HANSEN, BRYAN TRAVIS...1B...**B-T:** L-L...**HT:** 6-2; **WT:** 175...**BORN:** May 8, 1983, Smithtown, NY...**RESIDES:** Coram, NY...**EDUCATION:** 2001 graduate Longwood HS...**MISC:** Played Little League...**OBTAINED:** Phillies 6th round pick in June 2001 draft...**2001:** Made pro debut with Gulf Coast Phillies (R), 7/3 at Tigers...Had season-high 4 hits in his 5th pro game, 7/12 at Yankees...Hit 1st and only pro HR and had season-high 4 RBI, 8/23 at Yankees...Hit .314 (16-51) in 15 road games...Played in Florida Instructional League...**2002:** 2nd season with GCL Phils...Tied for 3rd in GCL in doubles, 5th in extra-base hits and tied for 5th in triples...Reached base safely in first 11 games in which he had an at-bat...Hit 2 doubles 3 times: 6/20 at Yankees, 7/3 at Tigers and 8/15 at Yankees.

YEAR	CLUB	AVG	G	AB	R	H	2B	3B	HR	RBI	SH	SF	HP	BB	SO	SB	CS	E
2001	Phillies, GCL	.243	30	111	9	27	2	0	1	11	2	1	0	10	21	1	0	4
2002	Phillies, GCL	.306	54	180	21	55	16	4	1	28	2	5	4	14	26	3	3	2
Minors	Totals	.281	84	291	30	82	18	4	2	39	4	6	4	24	47	4	3	6

HARRAND, ROBERT C (Bobby)...RHP...**B-T:** R-R...**HT:** 6-5; **WT:** 205...**BORN:** January 11, 1980, Regina, Saskatchewan, Canada...**RESIDES:** Regina, Saskatchewan...**EDUCATION:** San Diego State University...**OBTAINED:** Phillies 9th round pick in June 2002 draft...**2002:** Began pro career with Batavia (A), 7/26 vs Auburn (3.0 IP, 1 ER)...Lost the first 4 decisions of pro career before earning first win, 8/28 vs Jamestown (6.0 IP, 0 R)...Allowed a season-high 9 ER, 8/7 vs Auburn; without that start had a 2.37 ERA...Pitched at least 6.0 innings in final 4 starts of season...Posted 2.08 ERA in 5 home starts...Pitched in Florida Instructional League.

YEAR	CLUB	W-L	ERA	G	GS	CG	SHO	SV	IP	H	R	ER	HR	HB	BB	SO	WP	BK
2002	Batavia	1-5	4.17	8	8	0	0	0	41.0	44	20	19	2	1	13	25	2	0

HENSLEY, ANTHONY DARBY...OF...**B-T:** S-R...**HT:** 5-10; **WT:** 185...**BORN:** December 10, 1977, Bryan, TX...**RESIDES:** College Station, TX...**EDUCATION:** 1996 graduate A&M Consolidated HS (baseball, football); attended Baylor U...**MISC:** Played in Alaskan College Baseball League...**HOBBIES:** Skiing and water skiing...**OBTAINED:** Phillies 20th round pick in June 2000 draft...**2000:** Made pro debut for Batavia (A), 6/21 vs Mahoning Valley and went 3-for-3...Led all Phillies short-season minor leaguers in runs (48), walks (60) and stolen bases (43)...Phillies Minor League Player of the Week, 8/28-9/3...Stole 4 bases, 7/24 at Vermont...Reached base safely in 14 straight games (10 H, 48 AB, 15 BB) and final 11 games (19 H, 43 AB, 9 BB, 10 RBI)...Had 6 straight multi-hit games, 8/30-9/4...**2001:** Began season with Lakewood (A)...Transferred to Clearwater (A), 6/9 and appeared in 12 games...Transferred back to Lakewood, 6/27 for remainder of season...11 of 19 SB came in August...**2002:** Spent season with Clearwater...Led all Florida State League OF with .992 fielding % (264 TC, 2 E)...Tied for 5th in FSL and led team in triples...2nd on club in games...Made 75 appearances in CF, 32 in LF and 10 in RF.

YEAR	CLUB	AVG	G	AB	R	H	2B	3B	HR	RBI	SH	SF	HP	BB	SO	SB	CS	E
2000	Batavia	.277	68	235	48	65	9	3	2	28	2	1	4	60	52	43	9	6
2001	Clearwater	.158	12	38	4	6	3	1	0	3	1	2	0	3	9	2	0	1
	Lakewood	.220	64	214	38	47	10	4	2	13	1	1	2	46	57	19	12	2
2002	Clearwater	.237	119	384	56	91	18	8	2	24	2	5	3	66	81	13	7	2
Minors	Totals	.240	263	871	146	209	40	16	6	68	6	9	9	175	199	77	28	11

MINOR LEAGUE PLAYERS

HERNANDEZ, YOEL ALEJANDRO...RHP...B-T: R-R...HT: 6-2; WT: 170...BORN: April 15, 1980, Ciudad Bolivar, VZ...**RESIDES:** Ciudad Bolivar...**OBTAINED:** Signed by Phillies as an amateur free agent, 11/5/98...**1999:** Made pro debut with La Victoria Phillies in the Venezuelan Summer League...**2000:** Played for Gulf Coast Phillies (R)...Selected as GCL post-season All-Star...Led league in ERA (1.35), tied-1st in shutouts with teammate Robinson Tejada (1) and tied-2nd in complete games (2)...Did not surrender more than 2 ER in any appearance...Played winter ball for Zulia in VZ league (2-1, 1.37 ERA)...**2001:** Pitched for Lakewood (A)...Led all South Atlantic League pitchers in putouts (17)...Pitched at least 6.0 innings in 19 of 25 starts...Threw 9.0 innings and allowed 1 ER, 6/13 vs Charleston, WV...Struck out season-high 10 batters in 8.2 IP, 8/21 vs Macon...Held right-handers to .229 avg...Pitched in Florida Instructional League...Ranked Phillies 11th-best prospect by *Baseball America*...**2002:** Pitched all season for Clearwater (A) and led Florida State League in innings and losses and tied for 2nd in CG...Allowed 3 HR in first 2 starts and then just 4 more in next 26 starts...Got the decision in first 8 starts (1-7)...Pitched at least 6.0 innings in 19 of 28 starts (68%) and allowed 3 ER or less in 21 of 28 (75%)...Won final 3 starts of season and had a 1.00 ERA in final 4 starts (27.0 IP, 3 ER)...Posted 2.39 ERA in 14 road starts...Pitched winter ball for Zulia, VZ.

YEAR	CLUB	W-L	ERA	G	GS	CG	SHO	SV	IP	H	R	ER	HR	HB	BB	SO	WP	BK
1999	Phillies, VSL	2-2	3.32	14	11	0	0	1	59.2	-	27	22	3	6	29	57	5	1
2000	Phillies, GCL	4-1	*1.35	10	9	2	#1	0	60.0	39	10	9	2	7	17	46	4	1
2001	Lakewood	6-9	3.47	25	25	1	0	0	160.2	153	94	62	7	18	42	111	6	2
2002	Clearwater	7-16	3.54	28	28	3	0	0	*170.1	176	76	67	6	12	54	116	10	1
Minors	Totals	19-28	3.20	77	73	6	1	1	450.2	416	207	160	18	43	142	330	25	5

* League Leader # Tied for League Lead

HINOJOSA, ERKLY ESTEBAN...LHP...B-T: L-L...HT: 5-11; WT: 166...BORN: October 16, 1982, Maiquetia, Vargas, VZ...**RESIDES:** Maiquetia, Vargas...**EDUCATION:** E.T. Licenciado Aranda...**OBTAINED:** Signed by Phillies as an amateur free agent, 3/15/01...**2001:** Appeared in team-high 18 games for Mariara (R)...**2002:** Spent 2nd pro season in Phillies Venezuelan Summer League.

YEAR	CLUB	W-L	ERA	G	GS	CG	SHO	SV	IP	H	R	ER	HR	HB	BB	SO	WP	BK
2001	Phillies, VSL	4-0	3.10	18	0	0	0	2	20.1	14	9	7	0	0	11	22	0	0
2002	Phillies, VSL	1-3	5.76	15	0	0	0	6	25.0	29	20	16	2	4	11	23	1	1
Minors	Totals	5-3	4.57	33	0	0	0	8	45.1	43	29	23	2	4	22	45	1	1

HITCHCOX, SAMUEL BRIAN (Brian)...SS...B-T: L-R...HT: 5-11; WT: 175...BORN: July 21, 1978, Crossville, TN...**RESIDES:** Clearwater, FL...**EDUCATION:** 1996 graduate Rhea County HS (baseball, basketball); attended Samford (AL) University...**MISC:** Played Little League, American Legion ball...**HOBBIES:** Golf, weightlifting...**OBTAINED:** Phillies 25th round pick in June 1999 draft...**1999:** Made pro debut at Batavia (A)...**2000:** Began season at Piedmont (A) with 7-game hitting streak (14-27)...Had 9 at-bats, 7/24 at Delmarva...Reached base safely in 10 straight games, 7/24-8/7 (13-43)...Hit .300 (3-10) in 3 South Atlantic League playoff games...**2001:** Began season at Clearwater (A)...Promoted to Reading (AA), 5/18 and appeared in just 9 games before being returned to Clearwater, 6/1...**2002:** Began season with Reading...Optioned to Clearwater, 4/29...Reached season highs with 5 hits and 4 runs, 5/9 vs Charlotte...Hit .343 in 18 home games for Clearwater, before being promoted back to Reading, 6/4, where he stayed for rest of season...Had a season-best 4 RBI, 8/2 vs Erie...Hit .295 vs RHP for Reading...Played for Grand Canyon in Arizona Fall League.

YEAR	CLUB	AVG	G	AB	R	H	2B	3B	HR	RBI	SH	SF	HP	BB	SO	SB	CS	E
1999	Batavia	.223	54	166	22	37	5	1	2	18	1	3	8	19	14	7	1	18
2000	Piedmont	.268	112	407	48	109	19	2	3	42	2	3	16	25	35	10	8	11
2001	Clearwater	.195	32	87	9	17	2	1	1	6	3	1	1	8	6	2	3	4
	Reading	.120	9	25	1	3	0	0	0	1	0	0	0	0	5	1	0	0
2002	Reading	.266	91	297	43	79	18	2	6	27	3	1	5	16	30	4	5	7
	Clearwater	.248	32	121	17	30	4	0	1	12	0	1	2	12	17	4	3	7
Minors	Totals	.249	330	1103	140	275	48	6	13	106	9	9	32	60	107	28	20	47

HOWARD, RYAN J...1B...B-T: L-L...HT: 6-4; WT: 230...BORN: November 19, 1979, St. Louis, MO...**RESIDES:** Wildwood, MO...**EDUCATION:** 1998 graduate Lafayette HS; attended Southwest Missouri State University...**MISC:** Played American Legion ball...**HOBBIES:** Working out, baseball, going out...**OBTAINED:** Phillies 5th round pick in June 2001 draft...**2001:** Made pro debut for Batavia (A)...Got 1st pro hit, HR, RBI and run, 7/16 vs Jamestown...Collected an RBI in 7 straight games, 7/16-22 (10 RBI)...Had 4 RBI, 7/31 vs Staten Island...Went 5-for-5, 3 RBI, 8/5 at Mahoning Valley...Hit .301 (25-83) in 25 August games...Played in Florida Instructional League...**2002:** Spent season with Lakewood (A)...South Atlantic League All-Star...Led all Phillies minor leaguers and tied for 3rd in SAL in HR...Tied for 4th in league in RBI...Had an RBI in 6 straight games, 5/12-18 (9 RBI total)...Slugged a season-high 2 HR, 5/17 at Hickory...Went 3-for-5 with a season-best 5 RBI, 7/18 at Hickory...Homered in 3 straight games, 8/26-29...Had 38 multi-hit games...Hit .385 (5-13), 17 RBI with bases loaded...F.L...Rated 8th-best prospect in Phillies minor league system by *Baseball America*.

YEAR	CLUB	AVG	G	AB	R	H	2B	3B	HR	RBI	SH	SF	HP	BB	SO	SB	CS	E
2001	Batavia	.272	48	169	26	46	7	3	6	35	0	2	2	30	55	0	0	5
2002	Lakewood	.280	135	493	56	138	20	6	19	87	1	5	5	66	145	5	4	17
Minors	Totals	.278	183	662	82	184	27	9	25	122	1	7	7	96	200	5	4	22

MINOR LEAGUE PLAYERS

HUTCHISON, RYAN P...RHP...**B-T:** R-R...**HT:** 6-0; **WT:** 205...**BORN:** August 9, 1978, Vincennes, IN...**RESIDES:** Vincennes...**EDUCATION:** 1997 graduate Vincennes Lincoln HS; attended Western Kentucky University...**MISC:** Played Little League and Babe Ruth baseball...**HOBBIES:** Golf, fishing...**OBTAINED:** Phillies 17th round pick in June 2001 draft...**2001:** Made pro debut for Batavia (A), 6/20 vs Auburn...Led pitching staff in appearances...Did not allow a run in 21 consecutive outings (26.0 innings), 6/25-8/31...Appeared in most games for Batavia (26)...3rd in league in games finished (23)...Pitched in Florida Instructional League...**2002:** Spent season with Clearwater (A)...Placed on DL, 5/29 (injured right wrist)...Activated, 6/20...Was 1-0, 1.33 ERA (27.0 IP, 4 ER) in final 13 appearances...Had right wrist surgery following season.

YEAR	CLUB	W-L	ERA	G	GS	CG	SHO	SV	IP	H	R	ER	HR	HB	BB	SO	WP	BK
2001	Batavia	3-1	0.55	26	0	0	0	9	33.0	21	3	2	0	3	10	31	1	0
2002	Clearwater	1-2	3.51	29	0	0	0	0	51.1	56	26	20	0	7	20	37	4	0
Minors	Totals	4-3	2.35	55	0	0	0	9	84.1	77	29	22	0	10	30	68	5	0

INGLIN, JEFFEREY (Jeff)...OF...**B-T:** R-R...**HT:** 5-11; **WT:** 180...**BORN:** October 8, 1975, Petaluma, CA...**RESIDES:** Petaluma...**EDUCATION:** Attended USC, where he was a first-team All-American in 1996; hit .392, 14 HR, 72 RBI as a junior and captured team's triple crown; led Pac-10 in RBI...**OBTAINED:** Signed by Phillies as a minor league free agent, 12/31/02; originally selected by White Sox in 16th round of June 1996 draft...**1996:** Combined to hit .312 with 10 HR, 39 RBI in 72 games between Bristol (R) and Hickory (A)...Named organizational Player of the Week, 8/26-9/1...**1997:** Spent entire season with Hickory (A)...Led South Atlantic League in runs, was 2nd in hits and total bases (273) and tied for 2nd in avg and RBI...His 179 hits tied for 4th among all minor leaguers...Led all White Sox minor leaguers in hits and ranked 2nd in avg, runs and RBI and 3rd in SB and extra-base hits (56) and 4th in doubles...SAL in-season and post-season All-Star...Named Howe Sportsdata Player of the Week 3 times...Compiled a 24-game hitting streak and reached base safely in 45 consecutive games...**1998:** Tied for 1st in Southern League with 139 games, finished 3rd in HR, 4th in RBI and 5th in walks for Birmingham (AA)...Ranked 2nd in CWS organization in walks, 3rd in RBI, tied for 3rd in HR and tied for 4th in triples...**1999:** Began season with Charlotte (AAA)...Led Birmingham with a .292 avg and .382 OBP...SL All-Star...Hit .351 against LHP...**2000:** Began season with Birmingham...Finished 3rd in CWS organization in avg and 5th in RBI...Hit a grand slam with 6 RBI, 7/8 at Indianapolis...Named MVP of SL All-Star Game for 2nd straight season...**2001:** Tied pro high with 24 HR for Charlotte...Finished 3rd in International League in extra-base hits (55) and 4th in HR...Hit 100th minor league HR, 8/29 at Norfolk...IL Batter of the Week, 7/30-8/5...Compiled 37 multi-hit games and 19 multi-RBI games...Homered in back-to-back games 4 times and in 3 straight, 7/12-14...Played winter ball for Zulia in Venezuelan League...**2002:** Began season with Charlotte...Hit .324 (11-34) in 8 games as DH...Released by CWS, 5/20, and joined the SK Wyverns of the Korean League.

YEAR	CLUB	AVG	G	AB	R	H	2B	3B	HR	RBI	SH	SF	HP	BB	SO	SB	CS	E
1996	Bristol	.290	50	193	27	56	10	0	8	24	0	0	9	11	25	9	6	1
	Hickory	.361	22	83	12	30	6	2	2	15	0	1	1	4	11	2	1	0
1997	Hickory	.334	135	536	100	179	34	6	16	102	0	9	4	49	87	31	8	4
1998	Birmingham	.245	#139	494	75	121	22	6	24	100	0	9	4	78	101	3	2	3
1999	Charlotte	.205	14	39	8	8	0	0	3	8	0	0	1	4	9	0	1	0
	Birmingham	.292	117	432	63	126	26	4	15	63	2	2	6	58	62	20	2	4
2000	Birmingham	.291	65	244	43	71	12	3	5	40	2	4	4	34	43	5	2	1
	Charlotte	.301	45	146	19	44	8	1	5	31	1	1	2	12	17	3	0	1
2001	Charlotte	.272	128	481	66	131	25	6	24	75	0	3	6	43	103	3	4	4
2002	Charlotte	.276	39	152	18	42	4	0	6	22	0	4	0	8	22	2	2	1
Minors	Totals	.289	754	2800	431	808	147	28	108	480	5	33	37	301	480	78	28	19

* League Leader # Tied for League Lead

ISENHOWER, JEREMIAH B (Jeremy)...2B...**B-T:** L-R...**HT:** 5-11; **WT:** 182...**BORN:** April 12, 1980, Paola, KS...**RESIDES:** Osawatimic, KS...**EDUCATION:** Southwest Missouri State University...**OBTAINED:** Phillies 31st round pick in June 2002 draft...**2002:** Began pro career with Gulf Coast Phillies (R), 6/20 at Yankees (1-4)...Played 3 games for Batavia (A)...Placed on DL, 8/2 (right hand fracture).

YEAR	CLUB	AVG	G	AB	R	H	2B	3B	HR	RBI	SH	SF	HP	BB	SO	SB	CS	E
2002	Phillies, GCL	.308	27	91	16	28	8	0	1	10	0	1	2	10	21	6	3	6
	Batavia	.400	3	10	1	4	0	1	0	3	0	2	1	0	0	1	0	0
Minors	Totals	.317	30	101	17	32	8	1	1	13	0	3	3	10	21	7	3	6

JEAN, ROBERTO...RHP...**B-T:** R-R...**HT:** 6-0; **WT:** 164...**BORN:** June 16, 1983, San Pedro de Macoris, DR...**RESIDES:** San Pedro de Macoris...**OBTAINED:** Signed by Phillies as an amateur free agent, 7/2/99...**2000:** Played for La Vega Phillies (R)...**2001:** 2nd season with La Vega...**2002:** Rehabbed from right elbow surgery.

YEAR	CLUB	W-L	ERA	G	GS	CG	SHO	SV	IP	H	R	ER	HR	HB	BB	SO	WP	BK
2000	Phillies, DSL	6-2	2.91	18	10	0	0	1	68.0	60	31	22	3	7	17	49	8	-
2001	Phillies, DSL	0-0	6.94	3	3	0	0	0	11.2	17	10	9	0	5	3	10	4	0
Minors	Totals	6-2	3.52	21	13	0	0	1	79.2	77	41	31	3	12	20	59	12	0

MINOR LEAGUE PLAYERS

JOHNSTON, GABRIEL RYAN (Ryan)...C...B-T: R-R...HT: 6-1; WT: 205...**BORN:** October 2, 1978, Ashland, OR...**RESIDES:** McKinleyville, CA...**EDUCATION:** 1997 graduate McKinleyville HS; attended Mendocino JC and Sonoma St. University...**MISC:** Played Little League, Babe Ruth, American Legion ball...**HOBBY:** Fishing...**OBTAINED:** Phillies 31st round pick in June 2001 draft...**2001:** Split time between Batavia (A) and Lakewood (A)...Reached base safely in 7 straight games with Batavia, 7/25-8/7, hitting .304 (7-23).

YEAR	CLUB	AVG	G	AB	R	H	2B	3B	HR	RBI	SH	SF	HP	BB	SO	SB	CS	E
2001	Batavia	.200	13	40	3	8	1	0	0	1	1	0	2	3	10	0	0	3
	Lakewood	.167	4	6	1	1	1	0	0	0	0	0	0	1	2	0	0	0
Minors	Totals	.196	17	46	4	9	2	0	0	1	1	0	2	4	12	0	0	3

JONES, TERRY D...3B...B-T: R-R...HT: 6-2; WT: 190...**BORN:** March 20, 1983, Pomona, CA...**RESIDES:** Upland, CA...**EDUCATION:** 2001 graduate of Upland (CA) High School...**OBTAINED:** Phillies 4th round pick in June 2001 draft...**MISC:** Played Little League, Babe Ruth, American Legion ball; 2nd cousin of former Eagles quarterback Rodney Peete...**HOBBIES:** Golf, bowling, sports...**2001:** Made pro debut with Gulf Coast Phillies (R), 8/13 vs Royals (2-4, R, RBI)...Played in Florida Instructional League...**2002:** Played for Batavia (A)...Led team in triples...Placed on DL, 7/9 (left foot fracture)...Activated, 8/2...FIL.

YEAR	CLUB	AVG	G	AB	R	H	2B	3B	HR	RBI	SH	SF	HP	BB	SO	SB	CS	E
2001	Phillies, GCL	.194	9	36	3	7	0	0	0	4	0	0	0	2	5	0	0	6
2002	Batavia	.223	43	157	13	35	8	4	1	16	1	1	5	12	40	5	1	9
Minors	Totals	.218	52	193	16	42	8	4	1	20	1	1	5	14	45	5	1	15

JORGE, HECTOR A...RHP...B-T: R-R...HT: 5-11; WT: 168...**BORN:** January 8, 1983, Santo Domingo, DR...**RESIDES:** Santo Domingo...**OBTAINED:** Signed by Phillies as an amateur free agent, 5/16/01...**2001:** Tied for 2nd on team with 53 strikeouts...**2002:** Had 3rd-best ERA in DSL...Held opponents to .097 average...Averaged 11.8 SO/9.0 IP.

YEAR	CLUB	W-L	ERA	G	GS	CG	SHO	SV	IP	H	R	ER	HR	HB	BB	SO	WP	BK
2001	Phillies, DSL	3-3	3.21	11	11	0	0	0	53.1	41	32	19	3	2	31	53	5	2
2002	Phillies, DSL	8-0	0.98	11	11	1	1	0	64.1	20	10	7	2	3	31	84	3	-
Minors	Totals	11-3	1.99	22	22	1	1	0	117.2	61	42	26	5	5	62	137	8	2

KARLSEN, GRANT...C...B-T: R-R...HT: 6-2; WT: 185...**BORN:** February 21, 1985...**RESIDES:** Victoria, Australia...**OBTAINED:** Signed by Phillies as an amateur free agent for the 2003 season...**MISC:** Played for 2002 Australian National Team.

KIM, IL YOP...RHP...B-T: R-R...HT: 6-3; WT: 225...**BORN:** February 15, 1980, Taegu, Korea...**RESIDES:** Taegu...**EDUCATION:** 1998 graduate Kyungbuk High School; attended Dan Kook University...**OBTAINED:** Signed by Phillies as an amateur free agent, 3/6/01...**2001:** Spent 1st pro season with Batavia (A)...Led New York-Penn League in SHO, tied for lead in CG and 3rd among starting pitchers in fewest BB/9.0 IP (1.06)...Led team in wins...Won 3 consecutive starts, 7/8-19...Pitched two 9.0-inning SHO, 8/9 vs Jamestown and 9/2 at Brooklyn in last start of season...Pitched in Florida Instructional League...**2002:** Pitched for Lakewood (A)...Had a 2.45 ERA through first two months of season (18.1 IP, 5 ER)...Placed on DL, 7/1 (right shoulder inflammation)...Activated, 7/18...With RISP, held opponents to .169 avg...Held left-handers to .230 avg.

YEAR	CLUB	W-L	ERA	G	GS	CG	SHO	SV	IP	H	R	ER	HR	HB	BB	SO	WP	BK
2001	Batavia	6-4	3.08	13	13	2	2	0	76.0	72	28	26	5	1	9	48	3	2
2002	Lakewood	2-1	4.14	21	0	0	0	0	37.0	37	20	17	3	0	21	27	0	2
Minors	Totals	8-5	3.42	34	13	2	2	0	113.0	109	48	43	8	1	30	75	3	4

KNUPFER, JASON LEWIS...SS...B-T: R-R...HT: 6-0; WT: 185...**BORN:** September 21, 1974, Redwood City, CA...**RESIDES:** Redwood City...**EDUCATION:** 1992 graduate Woodside HS (Redwood City); attended Canada JC (CA), Cal State-Long Beach...**MISC:** Played Little League, Babe Ruth, American Legion ball...**HOBBIES:** Fishing, golf...**OBTAINED:** Phillies 13th round pick in June 1996 draft...**1996:** Tied-1st, Big West Conference in hitting, .339; All-Big West Conference...Began pro career at Batavia (A)...Florida Instructional League...**1997:** On DL, 4/21-5/22 (fractured right wrist)...**1998:** Played entire year at Reading (AA)...On DL, 5/10-6/26 (strained right hamstring)...**1999:** Played at Clearwater (A)...Placed on DL, 4/30 (torn left ACL)...Had season-ending surgery, 6/8...**2000:** Spent season with Reading...Slugged GS, 6/12 at Harrisburg...Reached base safely in 11 consecutive games, 6/12-28 (14 H, 34 AB, 8 BB)...Hit .333 (22-66) in July...Placed on DL, 8/12 (right hamstring)...Reinstated from DL, 8/27...Led team with .483 average (14-29) in 7 Eastern League playoff games with 2 R, 2 2B, 3B, 2 HR and 7 RBI...**2001:** Spent entire season at Scranton (AAA)...Had 3 RBI in first AAA start, 4/6 vs Ottawa...Had season-high 4 hits 4/16 at Rochester...Hit .375 (3-8), 1 HR as PH...First and only AAA HR was PH, 7/17 at Charlotte...Knocked in GW runs in top of 19th with 2-run triple in deciding game of Governor's Cup Semi-Finals, 9/9 at Buffalo...**2002:** Began season with Scranton...Transferred to Reading, 5/22...Promoted back to Scranton, 6/2...Had a 12-game hit streak, 6/21-7/5 (.375, 21-56, 2 2B, 2 3B, 7 RBI, 16 R)...Scored a run in 9 straight games, 6/19-27 (14 runs total)...Hit .556 (5-9), 10 RBI with bases loaded...Between both clubs, made 35 appearances at 2B, 19 at 3B, 9 at SS and in LF and 1 at 1B.

MINOR LEAGUE PLAYERS

KNUPFER (continued)

YEAR	CLUB	AVG	G	AB	R	H	2B	3B	HR	RBI	SH	SF	HP	BB	SO	SB	CS	E
1996	Batavia	.280	66	218	32	61	5	1	1	24	3	2	4	25	43	5	5	16
1997	Clearwater	.258	108	365	56	94	15	0	1	40	7	5	4	49	70	5	6	26
1998	Reading	.218	63	193	27	42	7	2	0	15	4	4	3	27	46	2	1	6
1999	Clearwater	.289	15	45	13	13	2	0	0	3	3	0	0	12	5	1	0	4
2000	Reading	.269	84	279	53	75	14	1	4	24	11	3	0	39	46	6	6	7
2001	Scranton	.239	90	276	41	66	12	2	1	25	3	1	6	30	59	10	5	13
2002	Scranton	.270	77	259	42	70	11	2	0	28	6	3	1	36	64	10	3	6
	Reading	.225	10	40	9	9	2	0	3	4	0	0	0	6	8	4	0	3
Minors	Totals	.257	513	1675	273	430	68	8	10	163	37	18	18	224	347	43	26	81

KORECKY, ROBERT (Bobby)...RHP...**B-T:** R-R...**HT:** 5-11; **WT:** 180...**BORN:** September 16, 1979, Hillside, NJ...**RESIDES:** Saline, MI...**EDUCATION:** University of Michigan...**OBTAINED:** Phillies 19th round pick in June 2002 draft...**2002:** Began pro career with Batavia (A), 6/20 vs Jamestown (L, 5.0 IP, 1 ER)...Won final two appearances, both in relief, before being promoted to Lakewood (A), 7/26...Pitched back-to-back CG to finish season, 8/24 vs Hickory (7.0 IP, 1 ER) and 8/29 (2) at Hagerstown (6.0 IP, 2 ER)...Did not allow a HR in 27.0 IP with Lakewood.

YEAR	CLUB	W-L	ERA	G	GS	CG	SHO	SV	IP	H	R	ER	HR	HB	BB	SO	WP	BK
2002	Batavia	2-2	2.31	7	5	0	0	0	35.0	30	12	9	2	0	6	25	2	0
	Lakewood	2-2	3.00	8	4	2	0	1	27.0	25	10	9	0	0	3	15	1	0
Minors	Totals	4-4	2.61	15	9	2	0	1	62.0	55	22	18	2	0	9	40	3	0

KUBES, GREGORY JOE (Greg)...(pronounced KU-bess)...LHP...**B-T:** R-L...**HT:** 6-6; **WT:** 205...**BORN:** November 10, 1976, Wharton, TX...**RESIDES:** East Bernard, TX...**EDUCATION:** 1995 graduate East Bernard ISD HS; attended Sam Houston State U...**MISC:** Cousin, Dave Palvas, played in Expos system...Played Little League, Babe Ruth ball...**HOBBIES:** Fishing, hunting, water sports...**OBTAINED:** Phillies 14th round pick in June 1998 draft...**1997:** 9-3, 3.44 ERA at Sam Houston State...All-Southland Conference...Conference's Pitcher of the Year...**1998:** Made pro debut at Batavia (A)...Won first 4 decisions...New York-Penn League All-Star, 2nd team...Florida Instructional League...**1999:** Pitched at Piedmont (A)...5th in ERA and tied-1st in South Atlantic League in CG with teammate Derrick Turnbow...Led team in games started and innings pitched...Posted 5 straight wins, 4/26-5/24...Struck out 7 or more 12 times...Recorded 12 strikeouts, 5/24 vs Savannah (9 IP, 7 H, 1 R, 1 ER, 1 BB)...Named to SAL All-Star team...**FIL...**2000: Spent entire season at Clearwater (A)...Gave up 3 ER or less in 16 of 24 starts...Tied for team lead in starts (Carlos Silva)...Had left knee scoped, 11/13 (Dr. Bill Bryan)...**2001:** Began season with Clearwater...Florida State League All-Star...Won 5 consecutive decisions, 4/10-5/6...Struck out season-high 9, 6/3 vs Jupiter (7.0 IP) and 8/17 at Sarasota (5.1 IP)...Promoted to Reading (AA), 6/21...Returned to Clearwater, 7/25...**2002:** Spent entire season with Reading...His 13 wins were a pro high and tied for 3rd-most in Eastern League...Tied for 2nd in EL in innings and 7th in ERA...Named Reading's Co-Pitcher of the Year (with Ryan Madson)...Started and won 9:05 am game, 5/8 vs Altoona (7.0 IP, 3 H, 2 R, 2 ER, 2 BB, SO)...Won first 9 decisions at home (9-0, 76.2 IP, 68 H, 21 R, 18 ER, 16 BB, 42 SO)...Overall, was 10-2, 2.98 ERA at home...Won 6 consecutive starts, 6/15-7/13...EL Pitcher of the Week, 7/1-7 (2-0, 14.0 IP, 3 ER)...Pitched a season-high 8.0 IP, 8/19 at Altoona...Pitched at least 6.0 innings in 20 of 26 starts...Held LHH to .188 avg.

YEAR	CLUB	W-L	ERA	G	GS	CG	SHO	SV	IP	H	R	ER	HR	HB	BB	SO	WP	BK
1998	Batavia	7-3	3.23	15	12	0	0	0	75.1	72	33	27	1	0	23	79	4	3
1999	Piedmont	11-12	2.62	27	27	#4	0	0	164.2	162	65	48	4	3	47	147	4	0
2000	Clearwater	5-9	4.56	24	24	0	0	0	136.1	158	81	69	6	5	64	70	4	0
2001	Clearwater	10-6	3.79	20	19	0	0	0	111.2	124	59	47	7	3	50	89	0	0
	Reading	0-1	3.67	6	5	0	0	0	27.0	32	12	11	1	0	7	12	0	0
2002	Reading	13-7	3.46	28	27	0	0	0	174.1	177	74	67	16	0	45	106	1	0
Minors	Totals	46-38	3.51	120	114	4	0	0	689.1	725	324	269	35	11	236	503	13	3

Tied for League Lead

LAWSON, JARROD MICHAEL...RHP...**B-T:** R-R...**HT:** 6-4; **WT:** 195...**BORN:** April 2, 1979, Farmington, MO...**RESIDES:** Potosi, MO...**EDUCATION:** 1998 graduate of Potosi HS, where he played basketball, football and baseball...**MISC:** Played Little League, Babe Ruth, American Legion ball...**HOBBY:** Golfing...**OBTAINED:** Phillies 7th round pick in June 1998 draft...**1998:** Made pro debut at Martinsville (R)...Florida Instructional League...**1999:** Played at Batavia (A)...Placed on DL, 7/27 (right shoulder inflammation)...Had surgery, 8/2 (SLAP repair and capsular shrinkage)...**2000:** Began season at Batavia...Made all 4 starts on the road...**2001:** Bounced between bullpen and starting rotation all season for Lakewood (A)...Pitched a season-high 6.0 innings (0 R), 5/29 vs Asheville...Struck out season-high 9 batters (5.0 IP), 7/27 vs Hagerstown...**2002:** Missed entire season with tear to right latissimus dorsi muscle.

YEAR	CLUB	W-L	ERA	G	GS	CG	SHO	SV	IP	H	R	ER	HR	HB	BB	SO	WP	BK
1998	Martinsville	4-3	4.04	13	13	0	0	0	62.1	65	40	28	3	4	26	38	1	3
1999	Batavia	0-4	8.31	4	4	0	0	0	17.1	27	19	16	2	1	12	11	9	0
2000	Batavia	1-1	9.58	4	4	0	0	0	10.1	8	11	11	0	2	15	2	2	0
2001	Lakewood	2-5	4.35	23	11	0	0	0	72.1	76	42	35	7	8	22	62	0	0
2002	Injured - Did not pitch																	
Minors	Totals	7-13	4.99	44	32	0	0	0	162.1	176	112	90	12	15	75	113	12	3

MINOR LEAGUE PLAYERS

LEE, SEUNG HAK...RHP...B-T: R-R...**HT:** 6-4; **WT:** 225...**BORN:** June 2, 1979, Namhae-Gun, Korea...**RESIDES:** Pusan, Korea...**EDUCATION:** 1998 graduate Technical High School; attended Dan Kook University...**OBTAINED:** Signed by Phillies as an amateur free agent, 3/6/01...**2001:** Had back surgery, 6/19...Made 3 rehab starts for Gulf Coast Phillies (R), 7/27-8/5...Activated, 8/8 and assigned to Batavia (A)...Pitched in Florida Instructional League...**2002:** Began season with Lakewood (A)...Tied for 1st in South Atlantic League in CG...Allowed 2 ER or less in 12 of 22 starts (55%)...Walked just 8 batters in first 39.0 IP...Made 1st pro relief appearance, 4/22 vs South Georgia, and recorded 1st pro save (4.0 IP)...Promoted to Clearwater (A), 8/11...Made 3 starts and did not allow an ER...Named Florida State League Pitcher of the Week, 8/19-25 (1-0, 0.00 ERA, SHO, 9.0 IP)...Promoted to Reading (AA), 9/2...Made 1 start and did not allow an ER...Overall, in 2 promotions, did not allow an ER in final 25.0 IP of regular season...Rated 18th-best prospect in the South Atlantic League by *Baseball America*...Pitched in FIL and for Grand Canyon in Arizona Fall League.

YEAR	CLUB	W-L	ERA	G	GS	CG	SHO	SV	IP	H	R	ER	HR	HB	BB	SO	WP	BK
2001	Phillies, GCL	1-0	3.00	3	3	0	0	0	9.0	12	7	3	0	1	0	4	0	0
	Batavia	0-3	7.65	4	4	0	0	0	20.0	31	24	17	3	2	4	14	1	0
2002	Lakewood	7-10	3.24	23	22	#5	0	1	147.1	132	64	53	8	7	46	112	8	1
	Clearwater	2-0	0.00	3	3	1	1	0	19.0	6	1	0	0	0	2	16	0	1
	Reading	0-1	0.00	1	1	0	0	0	6.0	5	2	0	1	0	0	6	0	0
Minors Totals		10-14	3.26	34	33	6	1	1	201.1	186	98	73	12	10	52	152	9	2
# Tied for League Lead																		

LOPEZ, MARCOS J...SS...B-T: S-R...**HT:** 5-11; **WT:** 160...**BORN:** March 21, 1982, Barcelona, VZ...**RESIDES:** Barcelona...**OBTAINED:** Signed as an amateur free agent, 4/30/02...**2002:** Played for Mariara (R).

YEAR	CLUB	AVG	G	AB	R	H	2B	3B	HR	RBI	SH	SF	HP	BB	SO	SB	CS	E
2002	Phillies, VSL	.189	45	127	13	24	3	0	0	4	1	0	3	15	28	6	4	11

LOPEZ, MAUBER JOSE...C...B-T: R-R...**HT:** 5-10; **WT:** 170...**BORN:** June 30, 1981, San Pablo Yacucy, VZ...**RESIDES:** Carabobo, VZ...**OBTAINED:** Signed by Phillies as an amateur free agent, 8/16/00...**2001:** Made pro debut with Mariara Phillies (R)...**2002:** 2nd season with Phillies Venezuelan Summer League.

YEAR	CLUB	AVG	G	AB	R	H	2B	3B	HR	RBI	SH	SF	HP	BB	SO	SB	CS	E
2001	Phillies, VSL	.185	48	124	17	23	4	0	2	15	0	0	0	13	20	0	0	6
2002	Phillies, VSL	.306	60	209	34	64	8	1	5	35	4	0	6	27	34	10	7	4
Minors Totals		.261	108	333	51	87	12	1	7	50	4	0	6	40	54	10	7	10

MACHI, JEAN MANUEL...RHP...B-T: R-R...**HT:** 6-0; **WT:** 160...**BORN:** February 1, 1983, El Tigre Anzoategui, VZ...**RESIDES:** Valle De La Pascua, Guarico, VZ...**EDUCATION:** Liceo Jose Rafael Revenga HS...**OBTAINED:** Signed by Phillies as an amateur free agent, 2/1/99...**2000:** Spent 1st pro season with La Victoria (R)...**2001:** Pitched for Mariara (R)...Tied for 1st in league with 8 wins...Led team in wins, IP and SO...Played winter ball for Magallanes, Venezuela...**2002:** Began season with Mariara (R)...Did not allow an ER in any appearance...Recorded the win or save in 8 consecutive appearances, 5/14-7/2...Held opponents to .132 avg for VSL Phils...Promoted to Gulf Coast Phillies (R), ...Both wins came in back-to-back starts in 2nd games of doubleheaders, 8/16 vs Yankees (5.0 IP, 1 ER) and 8/21 vs Tigers (5.0 IP, 1 ER)...Held opponents to .129 avg for GCL Phils...Combined to go 4-0, 0.70 ERA...Pitched in Florida Instructional League.

YEAR	CLUB	W-L	ERA	G	GS	CG	SHO	SV	IP	H	R	ER	HR	HB	BB	SO	WP	BK
2000	Phillies, VSL	2-2	4.13	11	3	0	0	1	24.0	21	15	11	1	5	14	23	5	-
2001	Phillies, VSL	#8-3	2.86	14	7	1	0	2	56.2	40	23	18	0	0	30	56	0	0
2002	Phillies, VSL	2-0	0.00	11	0	0	0	7	11.2	5	0	0	0	2	3	13	0	1
	Phillies, GCL	2-0	1.00	10	2	0	0	1	27.0	11	4	3	0	1	16	22	2	0
Minors Totals		14-5	2.63	46	12	1	0	11	109.1	77	42	32	1	8	63	104	7	1
# Tied for League Lead																		

MADDOX, GARRY LEE JR...OF...B-T: L-R...**HT:** 6-3; **WT:** 180...**BORN:** October 24, 1974, Stanford, CA...**RESIDES:** Philadelphia, PA...**EDUCATION:** University of Maryland...**OBTAINED:** Signed by Phillies as a minor league free agent, 1/10/03; originally signed by Arizona as a non-drafted free agent...**MISC:** Son of former Phillie Garry Maddox (1975-86)...**1997:** Made pro debut with High Desert (A)...Led California League in triples...**1998:** Loaned to HOU, 4/29-6/1...Had 14 RBI in 25 games with Jackson (AA)...**1999:** Spent entire season with El Paso (AA)...Finished 5th in Texas League in triples...Stole 3 bases, 6/26 vs San Antonio...Hit .337 in 25 July games...Got a hit and scored a run in 10 straight games, 8/6-14...Hit .512 (21-41) during the streak...**2000:** Loaned to Monterrey of Mexican League to begin season, 4/3-19...Traded to BOS, 4/19, and assigned to Trenton (AA)...Hit .394 in 27 June games...Played winter ball for Navojia, MX...**2001:** Began season with Trenton...Placed on DL, 4/5 (right knee sprain)...Activated, 4/24...Promoted to Pawtucket (AAA), 5/11...Optioned back to Trenton, 5/22...Reached base safely in 15 consecutive games, 6/7-26...Went back on DL, 7/14 (right shin splints)...Activated, 7/21...Hit .329 with RISP...**2002:** Released by BOS, 3/26...Spent entire season in independent Atlantic League, splitting time between Pennsylvania, Camden and Atlantic City...Combined to hit 18 HR and finished 2nd in the league in HR/AB ratio (1 HR/15.7 AB) and 4th in slugging % (.527).

MINOR LEAGUE PLAYERS

MADDOX (continued)

YEAR	CLUB	AVG	G	AB	R	H	2B	3B	HR	RBI	SH	SF	HP	BB	SO	SB	CS	E
1997	High Desert	.306	101	409	89	125	22	*12	7	44	3	0	0	52	94	25	8	2
1998	High Desert	.625	2	8	3	5	2	0	1	4	0	1	0	1	1	1	0	0
	Jackson	.351	25	94	20	33	3	2	3	14	0	0	0	5	20	3	2	0
	Tucson	.264	81	269	36	71	13	4	4	18	0	1	3	15	57	4	3	4
1999	El Paso	.295	127	492	80	145	35	9	15	75	1	4	8	31	106	22	5	5
2000	Monterrey	.225	10	40	5	9	1	0	0	2	1	0	0	0	6	0	0	0
	Trenton	.275	100	363	58	100	13	3	4	40	2	2	2	36	87	7	5	5
2001	Trenton	.300	84	287	47	86	25	5	11	48	0	4	3	40	1	4	5	3
	Pawtucket	.111	8	27	1	3	0	0	0	1	0	0	0	0	8	0	0	0
2002	Pennsylvania	.250	13	44	4	11	0	0	3	4	0	0	1	0	16	1	1	1
	Camden	.298	18	57	7	17	4	0	1	6	3	0	0	1	10	2	1	1
	Atlantic City	.286	56	182	40	52	9	1	14	44	1	3	10	23	43	4	6	2

Minors Totals .289 625 2272 390 657 127 36 63 300 11 15 27 204 524 73 36 23

* League Leader

MANFRED, BRIAN PATRICK...C...B-T: R-R...HT: 6-2; WT: 215...BORN: April 11, 1979, Fremont, CA...RESIDES: Newark, CA...OBTAINED: San Diego State University...2002: Made pro debut with Batavia (A), 6/19 at Jamestown...Promoted to Lakewood (A), 7/27 and appeared in 8 games before being sent back to Batavia, 8/28.

YEAR	CLUB	AVG	G	AB	R	H	2B	3B	HR	RBI	SH	SF	HP	BB	SO	SB	CS	E
2002	Batavia	.189	22	74	8	14	3	1	2	8	1	0	2	10	17	0	0	4
	Lakewood	.053	8	19	1	1	0	0	0	0	0	0	1	2	6	0	0	2

Minors Totals .161 30 93 9 15 3 1 2 8 1 0 3 12 23 0 0 6

MANZANILLO, TOMAS RAVELO...OF...B-T: S-R...HT: 5-11; WT: 170...BORN: February 20, 1983, Mao, Valverde, DR...RESIDES: Mao, Valverde...OBTAINED: Signed by Phillies as an amateur free agent, 3/10/01...2001: Made pro debut with La Vega (R)...Tied for 2nd on team with 7 runs...2002: Spent 2nd pro season in Dominican Summer League.

YEAR	CLUB	AVG	G	AB	R	H	2B	3B	HR	RBI	SH	SF	HP	BB	SO	SB	CS	E
2001	Phillies, DSL	.174	11	23	7	4	1	0	0	3	1	2	1	3	7	2	0	6
2002	Phillies, DSL	.255	62	220	42	56	10	4	5	33	-	-	-	30	44	11	8	4

Minors Totals .237 73 253 49 60 11 4 5 36 1 2 1 33 51 13 8 10

MARSHALL, ANDRE I...OF...B-T: S-R...HT: 6-5; WT: 205...BORN: December 2, 1980, Honolulu, HI...RESIDES: Oak Harbor, WA...EDUCATION: 1998 graduate Oak Harbor HS; attended Walla Walla CC and the University of Washington...MISC: Played Little League, Babe Ruth, American Legion...HOBBY: Basketball...OBTAINED: Phillies 13th round pick in June 2001 draft...2001: Made pro debut for Gulf Coast Phillies (R), 6/21 vs Yankees...GCL All-Star...Hit .315 (23-73), 14 R, 7 2B, HR, 9 RBI, 9 BB and 5 SB in July...Finished the season with a 5-game hit streak (.421, 8-19)...Played in Florida Instructional League...2002: Began season with Lakewood (A)...Had 2 multi-steal games...Optioned to Batavia (A), 6/13.

YEAR	CLUB	AVG	G	AB	R	H	2B	3B	HR	RBI	SH	SF	HP	BB	SO	SB	CS	E
2001	Phillies, GCL	.287	36	115	22	33	9	0	1	13	0	0	3	11	32	5	1	1
2002	Lakewood	.226	56	186	30	42	8	0	1	10	3	0	2	23	72	13	5	1
	Batavia	.224	46	143	13	32	4	1	0	12	5	2	0	24	42	6	2	8

Minors Totals .241 138 444 67 107 21 1 2 35 8 2 5 58 146 24 8 10

MARTINEZ, DELIO M...RHP...B-T: R-R...HT: 6-2; WT: 190...BORN: February 20, 1983, Anzoategui, VZ...RESIDES: Anzoategui...OBTAINED: Signed by Phillies as an amateur free agent, 2/13/02...2002: Spent 1st pro season with Mariara (R).

YEAR	CLUB	W-L	ERA	G	GS	CG	SHO	SV	IP	H	R	ER	HR	HB	BB	SO	WP	BK
2002	Phillies, VSL	1-1	1.65	12	0	0	0	0	16.1	14	6	3	2	3	5	20	6	0

MARTINEZ, JOSE SAID...1B...B-T: R-R...HT: 6-4; WT: 195...BORN: March 15, 1984, Baruta, Miranda VZ...RESIDES: Municipio Baruta, Miranda...EDUCATION: U.E. Francisco Espejo...OBTAINED: Signed by Phillies as an amateur free agent, 3/15/01...2001: 1st season with Mariara Phillies (R)...2002: 2nd season in Phillies Venezuelan Summer League.

YEAR	CLUB	AVG	G	AB	R	H	2B	3B	HR	RBI	SH	SF	HP	BB	SO	SB	CS	E
2001	Phillies, VSL	.200	55	170	26	34	7	0	1	16	0	0	0	14	36	3	2	8
2002	Phillies, VSL	.159	54	164	25	26	9	0	1	13	1	2	6	21	56	4	1	3

Minors Totals .180 109 334 51 60 16 0 2 29 1 2 6 35 92 7 3 11

MINOR LEAGUE PLAYERS

MAYFIELD, JAMES BRANDON (Brandon)...RHP...B-T: R-R...HT: 6-7; WT: 220...**BORN:** October 17, 1978, Birmingham, AL...**RESIDES:** Birmingham...**EDUCATION:** 1996 graduate Erwin HS (baseball, basketball, football); attended Auburn University...**MISC:** Played Little League, Babe Ruth, Connie Mack and American Legion ball...Pitched for the Grand Lakes Mariners in the Great Lakes League...**HOBBIES:** Hunting, fishing, basketball...**OBTAINED:** Phillies 11th round pick in June 2000 draft; previously drafted by the Mets in 1997...**2000:** Made pro debut for Gulf Coast Phillies (R), 6/24 at Pirates...Participated in Florida Instructional League...**2001:** Spent season with Batavia (A)...Finished 5th in New York-Penn League in IP...Led all NYPL pitchers with 367 batters faced...Led all Phillies short-season pitchers in starts and IP...Pitched at least 6.0 innings in 9 of 14 starts...**2002:** Began season with Lakewood (A)...Had a 0.87 ERA through first 10 appearances (20.2 IP, 2 ER)...Promoted to Clearwater (A), 7/26...Allowed ER in just 1 of 7 appearances.

YEAR	CLUB	W-L	ERA	G	GS	CG	SHO	SV	IP	H	R	ER	HR	HB	BB	SO	WP	BK
2000	Phillies, GCL	4-3	4.93	11	8	0	0	1	42.0	48	28	23	2	0	10	25	0	0
2001	Batavia	5-5	4.24	15	14	0	0	0	85.0	88	47	40	6	7	27	42	5	0
2002	Lakewood	4-1	2.22	21	0	0	0	5	44.2	44	13	11	2	3	13	23	4	0
	Clearwater	0-0	3.07	7	0	0	0	1	14.2	14	9	5	1	1	1	12	3	0
Minors	Totals	13-9	3.82	54	22	0	0	7	186.1	194	97	79	11	11	51	102	12	0

McNEAL, AARON GENIOR...1B...B-T: R-R...HT: 6-3; WT: 230...**BORN:** April 28, 1978, Oakland, CA...**RESIDES:** Castro Valley, CA...**EDUCATION:** Chabot (CA) JC...**OBTAINED:** Signed by Phillies as a minor league free agent, 1/7/03; originally selected by Astros in 27th round of June 1995 draft...**1996:** Spent 1st pro season with Gulf Coast Astros (R)...Tied for club lead in RBI...**1997:** Began season with GCL Astros...Went 4-for-5, HR, 2 RB, 5 RBI, 8/26 vs Yankees...Promoted to Auburn (A) and led club in RBI...**1998:** Spent entire season with Quad City (A)...**1999:** Led Midwest League with 38 HR and 131 RBI, en route to being named the league's MVP...RBI total was best in HOU's minor league history, but fell 1 HR shy of HOU's all-time minor league record...Named top first baseman in all minor league baseball by *Baseball Weekly*...Led league in hits and total bases, finished 2nd in slugging (.588) and extra-base hits (70), 4th in runs and 8th in avg...Hit grand slams on consecutive nights, 5/29-30 vs Ft. Wayne...**2000:** Spent season with Round Rock (AA)...Finished 9th in TL in avg...Had a 15-game hitting streak, 4/22-5/8 (.439, 29-66, 4 HR, 17 RBI); raised avg from .236 to .347...Placed on DL, 7/25 (left wrist tendinitis)...Activated, 8/5...Went back on DL, 8/25 (left wrist inflammation) and missed remainder of season, including Texas League playoffs...Hit over .300 in 4 of 5 months of the season...**2001:** Traded to SD, 3/27...Began season with Mobile (AA)...Had a 14-game hitting streak, 5/2-22 (.392, 20-51, 3 HR, 8 RBI)...Had a season-best 4 hits and 3 doubles, 6/11 vs West Tennessee...Claimed by NYM, 6/14, and assigned to Binghamton (AA)...Hit 2 solo HR, 7/25 (1) at Portland...**2002:** Began season with Binghamton...Homered 4 times in his first 8 games...Had 4 straight 2-hit games, 4/18-21...Clubbed 3 HR with a season-high 5 RBI, 6/2 vs Harrisburg...Homered in back-to-back games 3 times...Hit safely in final 7 games at Binghamton before being promoted to Norfolk (AAA), where he finished the season...Finished 4th in Eastern League in HR/AB ratio (1 HR/18.3 AB).

YEAR	CLUB	AVG	G	AB	R	H	2B	3B	HR	RBI	SH	SF	HP	BB	SO	SB	CS	E
1996	Astros, GCL	.250	55	200	22	50	10	2	2	31	0	2	4	13	52	0	2	7
1997	Astros, GCL	.293	46	164	22	48	12	0	3	26	0	2	0	11	28	0	5	5
	Auburn	.250	12	40	5	10	3	0	0	3	0	0	0	4	10	1	0	2
1998	Quad City	.284	112	370	54	105	15	1	14	61	1	0	5	31	112	3	3	11
1999	Michigan	.310	133	536	95	*166	29	3	*38	*131	0	3	2	40	121	7	1	17
2000	Round Rock	.310	97	361	40	112	20	2	11	69	1	3	1	24	91	0	4	9
2001	Mobile	.291	59	220	27	64	13	1	6	29	0	1	2	16	53	0	1	10
	Binghamton	.201	70	264	26	53	7	0	11	25	0	0	0	12	77	1	3	7
2002	Binghamton	.299	96	348	52	104	15	0	19	69	0	6	1	45	95	1	2	8
	Norfolk	.186	25	86	7	16	2	0	3	8	0	1	0	6	23	0	0	2
Minors	Totals	.281	705	2589	350	728	126	9	107	452	2	18	15	202	662	13	21	78

* League Leader

McROBERTS, MARK JAKE...C...B-T: R-R...HT: 6-2; WT: 195...**BORN:** January 15, 1982, La Mesa, CA...**RESIDES:** El Cajon, CA...**EDUCATION:** 2000 graduate Granite Hills HS (baseball and football)...**MISC:** Father Brad and uncle Bob McRoberts were both drafted by and played in the Astros organization...**OBTAINED:** Phillies 14th round pick in the June 2000 draft...**2000:** Made pro debut with Gulf Coast Phillies (R), 6/30 vs Expos and got 1st pro hit...**2001:** Began season with GCL Phils...Promoted to Batavia (A) 8/16...**2002:** Began season in extended spring training...Transferred to Clearwater (A), 5/20, and appeared in one game before being optioned to Batavia (A), 5/25...Scored 7 runs in 4 games, 6/19-25...Homered in back-to-back games, 6/24-25...Hit .429 (12-28) in 8 June games...Placed on DL, 8/30 (fractured left ankle)...Made 22 appearances at catcher and 13 in LF.

YEAR	CLUB	AVG	G	AB	R	H	2B	3B	HR	RBI	SH	SF	HP	BB	SO	SB	CS	E
2000	Phillies, GCL	.188	6	16	2	3	1	0	0	1	0	0	1	1	11	0	0	1
2001	Phillies, GCL	.200	27	80	14	16	3	1	4	6	0	0	0	10	25	0	0	1
	Batavia	.350	7	20	2	7	2	0	0	3	0	0	2	0	3	0	0	1
2002	Clearwater	.000	1	2	0	0	0	0	0	0	0	0	0	0	1	0	0	0
	Batavia	.295	46	166	27	49	12	2	4	17	2	2	4	21	40	6	1	6
Minors	Totals	.264	87	284	45	75	18	3	8	27	2	2	7	32	80	6	1	9

MINOR LEAGUE PLAYERS

MEDINA, EDWIN...SS...B-T: S-R...HT: 5-11; WT: 140...BORN: March 30, 1986, Vicente Noble, DR...RESIDES: Barahona, DR...OBTAINED: Signed by Phillies as an amateur free agent, 7/2/02 for 2003 season.

MENDOZA, ROBERT ALBERTO...RHP...B-T: R-R...HT: 6-0; WT: 175...BORN: February 19, 1984, Barquisimeto, Lara, VZ...RESIDES: Quibor, Lara, VZ...EDUCATION: Nuestra Señora de Altigracia HS...OBTAINED: Signed by Phillies as an amateur free agent, 2/22/01...2001: Made pro debut with Mariara Phillies (R)...2002: 2nd season in Venezuelan Summer League...Has yet to allow a HR in pro career.

YEAR	CLUB	W-L	ERA	G	GS	CG	SHO	SV	IP	H	R	ER	HR	HB	BB	SO	WP	BK
2001	Phillies, VSL	3-1	6.21	14	2	1	0	0	29.0	31	26	20	0	0	19	16	0	2
2002	Phillies, VSL	2-3	3.58	12	5	0	0	0	37.2	23	27	15	0	4	19	31	1	2
Minors	Totals	5-4	4.72	26	7	1	0	0	66.2	54	53	35	0	4	38	47	1	4

MENOCAL, VICTOR W...RHP...B-T: R-R...HT: 6-4; WT: 215...BORN: August 7, 1979, Wilmington, NC...RESIDES: Wilmington...EDUCATION: Georgia Tech...OBTAINED: Phillies 15th round pick in June 2002 draft...2002: Made pro debut with Batavia (A), 7/13 at Mahoning Valley...Allowed more than 1 ER just twice all season...Pitched in Florida Instructional League.

YEAR	CLUB	W-L	ERA	G	GS	CG	SHO	SV	IP	H	R	ER	HR	HB	BB	SO	WP	BK
2002	Batavia	2-1	3.45	19	0	0	0	2	31.1	36	13	12	0	5	13	16	1	0

MILLER, JOSHUA B...RHP...B-T: R-R...HT: 6-1; WT: 200...BORN: February 7, 1979, Melbourne Beach, FL...RESIDES: Melbourne...EDUCATION: 1997 graduate Melbourne HS; 2001 graduate North Carolina St. University...MISC: Played Little League and American Legion baseball...HOBBIES: Golf, fishing...OBTAINED: Phillies 32nd round pick in June 2001 draft...2001: Made pro debut with Batavia (A), 6/21 at Auburn (2.0 IP, 2 H, SO)...Had 0.67 road ERA...2002: Spent season with Clearwater (A)...Led Phillies minor leaguers in saves...Got the save in 5 consecutive appearances, 6/29-7/9...Named Florida State League Rolands Relief Man for July (2-0, 1.80 ERA, 8 saves)...Allowed runs in just 8 of 49 appearances...Did not allow a run in final 11 appearances (13.0 IP).

YEAR	CLUB	W-L	ERA	G	GS	CG	SHO	SV	IP	H	R	ER	HR	HB	BB	SO	WP	BK
2001	Batavia	2-1	2.59	17	0	0	0	0	31.1	36	11	9	2	3	4	21	0	0
2002	Clearwater	3-2	2.42	49	0	0	0	17	70.2	78	26	19	3	4	11	39	5	0
Minors	Totals	5-3	2.47	66	0	0	0	17	102.0	114	37	28	5	7	15	60	5	0

MINOR, ZACHERY X...RHP...B-T: R-R...HT: 6-6; WT: 215...BORN: August 4, 1979, Walnut Creek, CA...RESIDES: Walnut Creek...EDUCATION: Fresno State University...OBTAINED: Phillies 25th round pick in June 2002 draft...2002: Got the win in pro debut with Batavia (A), 6/19 at Jamestown (2.0 IP, 2 ER)...Promoted to Lakewood (A), 8/11, and made just 4 appearances to end season.

YEAR	CLUB	W-L	ERA	G	GS	CG	SHO	SV	IP	H	R	ER	HR	HB	BB	SO	WP	BK
2002	Batavia	2-2	3.99	18	0	0	0	0	38.1	36	21	17	2	0	19	30	4	2
	Lakewood	0-1	7.36	4	0	0	0	0	3.2	5	3	3	0	0	1	1	0	0
Minors	Totals	2-3	4.29	22	0	0	0	0	42.0	41	24	20	2	0	20	31	4	2

MONI-ERIGBALI, TIMI...OF...B-T: R-R...HT: 6-1; WT: 200...BORN: June 11, 1982, Orange, NJ...RESIDES: Irvington, NJ ...OBTAINED: Signed as a non-drafted free agent, 7/16/02...2002: Spent 1st pro season with Gulf Coast Phillies (R).

YEAR	CLUB	AVG	G	AB	R	H	2B	3B	HR	RBI	SH	SF	HP	BB	SO	SB	CS	E
2002	Phillies, GCL	.098	18	41	4	4	0	0	0	3	0	0	1	1	25	1	0	1

MORETA, ARGELI MIGUEL...RHP...B-T: R-R...HT: 6-2; WT: 176...BORN: January 16, 1985, San Rafael de Paraiso, DR...RESIDES: Santo Domingo, DR...OBTAINED: Signed by Phillies as an amateur free agent, 11/12/01...2002: Spent 1st pro season with Guanama Phillies (R).

YEAR	CLUB	W-L	ERA	G	GS	CG	SHO	SV	IP	H	R	ER	HR	HB	BB	SO	WP	BK
2002	Phillies, DSL	0-3	3.76	13	1	0	0	0	26.1	22	14	11	0	2	17	13	2	-

MOSQUEA, DANNY OSVALDO...LHP...B-T: L-L...HT: 6-1; WT: 170...BORN: November 8, 1984, Nagua, DR...RESIDES: Los Jardines, Del Norte, DR...OBTAINED: Signed as an amateur free agent, 4/22/02...2002: Finished 5th in DSL in ERA and led Guanama (R) in innings in 1st pro season.

YEAR	CLUB	W-L	ERA	G	GS	CG	SHO	SV	IP	H	R	ER	HR	HB	BB	SO	WP	BK
2002	Phillies, DSL	8-2	1.09	14	14	0	0	0	90.2	42	16	11	2	5	27	96	9	-

MINOR LEAGUE PLAYERS

MOSQUEA, DANY CONCEPCION...RHP...B-T: R-R...HT: 6-2; WT: 180...BORN: April 8, 1985, Cotui, DR...RESIDES: Villa Mella, DR...OBTAINED: Signed as an amateur free agent, 2/7/02...2002: Spent 1st pro season with Guanuma (R).

YEAR	CLUB	W-L	ERA	G	GS	CG	SHO	SV	IP	H	R	ER	HR	HB	BB	SO	WP	BK
2002	Phillies, DSL	1-3	5.56	16	5	0	0	0	34.0	33	24	21	0	6	27	14	9	-

NAATJES, DARIN J...RHP...B-T: L-R...HT: 6-7; WT: 245...BORN: July 27, 1980, Rock Valley, IA...RESIDES: Alvord, IA...EDUCATION: Attended Stanford University, where he played baseball and football...OBTAINED: Phillies 14th round pick in June 2002 draft...2002: Made pro debut with Batavia (A), 8/29 at Jamestown...Struck out 5 batters in 2.0 IP, 9/2 vs Auburn.

YEAR	CLUB	W-L	ERA	G	GS	CG	SHO	SV	IP	H	R	ER	HR	HB	BB	SO	WP	BK
2002	Batavia	0-0	0.00	2	0	0	0	0	4.0	3	0	0	0	0	1	7	1	0

NONEMAKER, KARL THOMAS...OF...B-T: L-L...HT: 6-0; WT: 190...BORN: January 7, 1980, Denville, NJ...RESIDES: Flanders, NJ...EDUCATION: Vanderbilt University...OBTAINED: Phillies 20th round pick in June 2002 draft...2002: Made pro debut with Gulf Coast Phillies (R), 6/20 at Yankees (1-5, RBI, R)...Tied for 4th in GCL in hits...Led team in G, AB, TB (87) and R...Hit .351 in 29 road games.

YEAR	CLUB	AVG	G	AB	R	H	2B	3B	HR	RBI	SH	SF	HP	BB	SO	SB	CS	E
2002	Phillies, GCL	.308	59	221	32	68	14	1	1	28	3	2	1	20	20	13	5	0

OCHOA, HARRY C...LHP...B-T: L-L...HT: 6-2; WT: 180...BORN: February 3, 1983, Caracas, VZ...RESIDES: Miranda, VZ...OBTAINED: Signed by Phillies as an amateur free agent, 2/13/02...2002: Spent 1st pro season with Mariara (R)...Got the decision in first 5 appearances (4-1).

YEAR	CLUB	W-L	ERA	G	GS	CG	SHO	SV	IP	H	R	ER	HR	HB	BB	SO	WP	BK
2002	Phillies, VSL	4-4	3.99	12	9	0	0	0	47.1	56	24	21	0	7	13	37	5	0

OLIVA, CHAD J...C...B-T: R-R...HT: 5-11; WT: 210...BORN: August 27, 1980, Bayshore, NY...RESIDES: Riviera Beach, FL...EDUCATION: Jacksonville University...OBTAINED: Phillies 18th round pick in June 2002 draft...2002: Began pro career with Gulf Coast Phillies (R), 6/20 at Yankees (1-4, R)...Promoted to Lakewood (A), 7/24...Hit .400 (20-50) in 16 home games for Lakewood.

YEAR	CLUB	AVG	G	AB	R	H	2B	3B	HR	RBI	SH	SF	HP	BB	SO	SB	CS	E
2002	Phillies, GCL	.211	28	90	10	19	1	1	1	8	1	1	0	12	21	4	1	1
	Lakewood	.260	31	96	8	25	4	0	2	10	0	0	1	12	22	2	2	5
Minors	Totals	.237	59	186	18	44	5	1	3	18	1	1	1	24	43	6	3	6

OUTLAW, MARK ALLEN...LHP...B-T: L-L...HT: 5-11; WT: 180...BORN: January 2, 1977, Waco, TX...RESIDES: Waco...EDUCATION: Baylor (TX) University...MISC: Played Little League and Connie Mack ball...HOBBIES: Hunting, fishing...OBTAINED: Phillies 15th round pick in June 1999 draft...1999: Made pro debut in Batavia (A)...Allowed 5 runs (4 earned) in one inning of work in debut; only allowed 2 ER the rest of the season, 0.56 ERA...Did not allow a run in 10 straight appearances (14 innings), 6/23-7/25...Named New York-Penn League All-Star...Florida Instructional League...2000: Spent entire season with Piedmont (A)...Selected as South Atlantic League in-season All-Star...Did not allow a run in first 8.0 innings of season...Won 3 straight appearances, 4/20-25...Struck out season-high 6 batters in 2.1 IP, 6/1 vs Hickory...Had 12 consecutive appearances without allowing an earned run, 5/9-6/16...Allowed just 1 ER in 19.2 IP on the road...Batters hit just .162 off him (lefties .056)...Threw 1 scoreless inning in SAL playoffs...Participated in Florida Instructional League...2001: Made jump from low-A Piedmont to double-A Reading...Recorded save on back-to-back days, 6/26-27 at Harrisburg...Made 3 spot starts, 2 in 2nd games of DH; 1st starts of professional career...Held lefties to .225 avg...Pitched 0.1 scoreless inning in EL playoffs...Went 1-1, 5.24 ERA with 18 SO and 11 BB in 13 games (22.1 IP) in Arizona Fall League...2002: Second season with Reading...Placed on DL, 4/13 (inflamed left shoulder)...Activated, 5/2...Allowed just 1 ER in first 11 games of season (9.2 IP), including 9 consecutive scoreless appearances, 5/3-23...Did not allow a hit or walk in 5 straight appearances, 5/3-11 (5.0 IP)...Pitched a season-high 3.0 innings, 8/2 vs Erie...Posted a 0.75 ERA in 7 appearances from 7/22-8/10 (12.0 IP, ER)...Won final 4 decisions of season...Had 2.93 ERA in 21 home games (30.2 IP, 10 ER).

YEAR	CLUB	W-L	ERA	G	GS	CG	SHO	SV	IP	H	R	ER	HR	HB	BB	SO	WP	BK
1999	Batavia	1-1	1.62	23	0	0	0	4	33.1	26	10	6	1	0	9	45	5	0
2000	Piedmont	5-2	0.94	48	0	0	0	11	48.0	28	15	5	1	2	18	61	2	0
2001	Reading	4-6	5.01	49	3	0	0	7	64.2	74	38	36	5	2	28	59	2	0
2002	Reading	6-2	4.44	41	0	0	0	2	50.2	45	30	25	3	2	34	29	5	0
Minors	Totals	16-11	3.29	161	3	0	0	24	196.2	173	93	72	10	6	89	194	14	0

PADDOCK, JOSH...RHP...B-T: R-R...HT: 6-2; WT: 200...BORN: October 15, 1980, Champagne, IL...RESIDES: Covington, IN...OBTAINED: Phillies 35th round pick in June 2002 draft...2002: Split first pro season between Gulf Coast Phillies (R) and Batavia (A).

MINOR LEAGUE PLAYERS

PADDOCK (continued)

YEAR	CLUB	W-L	ERA	G	GS	CG	SHO	SV	IP	H	R	ER	HR	HB	BB	SO	WP	BK
2002	Phillies, GCL	2-1	2.16	6	2	0	0	0	25.0	16	7	6	0	1	5	13	2	0
	Batavia	1-1	3.27	13	0	0	0	0	22.0	28	14	8	0	1	3	12	1	0
Minors	Totals	3-2	2.68	19	2	0	0	0	47.0	44	21	14	0	2	8	25	3	0

PARED, JORGE LUIS...3B...**B-T:** R-R...**HT:** 6-2; **WT:** 180...**BORN:** August 8, 1983, Sanchez, DR...**RESIDES:** Santo Domingo, DR...**OBTAINED:** Signed by Phillies as an amateur free agent, 1/28/02...**2002:** Spent 1st pro season with Guanuma (R).

YEAR	CLUB	AVG	G	AB	R	H	2B	3B	HR	RBI	SH	SF	HP	BB	SO	SB	CS	E
2002	Phillies, DSL	.244	67	246	28	60	8	1	3	28	-	-	-	9	49	8	5	22

PATINO, EDUARDO JOSE...2B...**B-T:** R-R...**HT:** 5-11; **WT:** 170...**BORN:** November 11, 1982, Puerto La Cruz, VZ...**RESIDES:** Puerto La Cruz...**OBTAINED:** Signed by Phillies as an amateur free agent, 12/7/00...**2002:** Spent 1st pro season with Mariara (R)...Had a season-high 4 RBI, 5/17 vs Cagua.

YEAR	CLUB	AVG	G	AB	R	H	2B	3B	HR	RBI	SH	SF	HP	BB	SO	SB	CS	E
2002	Phillies, VSL	.226	58	195	24	44	11	0	3	18	4	2	11	7	36	8	5	16

PAUTZ, BRAD M...RHP...**B-T:** R-R...**HT:** 6-3; **WT:** 190...**BORN:** January 3, 1977, Green Bay, WI...**RESIDES:** Reedsville, WI...**EDUCATION:** 1995 graduate Reedsville HS (football, baseball, basketball); attended U of Minnesota...**MISC:** Played Little League, American Legion ball...**HOBBIES:** Fishing...**OBTAINED:** Phillies 4th round pick in June 1999 draft; previously drafted by Milwaukee, 1995; Minnesota, 1998...**1999:** Made pro debut in Batavia (A)...Led New York-Penn League in shutouts, tied-2nd in wins and complete games...Led all Phillies short-season minor leaguers in wins...Pitched 6 or more innings in 10 of 13 starts...Last 3 starts, 3-0 record, 0.88 ERA, 13 hits, 2 runs, 18 strikeouts in 20.1 innings...Pitched CG 2-hit shutout, 8/6 vs Williamsport...Florida Instructional League...**2000:** Began season in extended spring training...Outrighted to Piedmont (A), 5/21...Threw CG in last appearance of season, 8/22 vs Cape Fear (9.0 IP, 1 ER)...Went 2-0, 1.47 ERA in August (30.2 IP, 5 ER)...Opponents hit .223 off him...Participated in FIL...**2001:** Began season at Clearwater (A)...Tied Lakewood's Trevor Bullock for Phillies minor league lead in saves...Did not allow an ER in first 15 games of season (18.2 IP)...Recorded a save in 5 straight appearances twice, 4/16-25 (4.2 IP, 0 ER, 5 SO) and 5/1-11 (5.2 IP, 0 ER, 5 SO)...Promoted to Reading (AA), 8/25, and appeared in 5 games...**2002:** Spent entire season with Reading...Posted a 0.93 ERA in July (19.1 IP, 2 ER)...Had a 1.35 ERA in 3 spot starts...Held left-handers to .176 avg.

YEAR	CLUB	W-L	ERA	G	GS	CG	SHO	SV	IP	H	R	ER	HR	HB	BB	SO	WP	BK
1999	Batavia	8-4	4.06	13	13	2	*2	0	77.2	77	37	35	4	1	30	58	4	1
2000	Piedmont	3-2	2.33	13	11	1	0	0	65.2	53	20	17	2	4	24	33	3	0
2001	Clearwater	3-2	3.38	44	0	0	0	16	64.0	62	29	24	1	1	24	51	6	0
	Reading	0-0	1.93	5	0	0	0	0	4.2	3	2	1	0	0	4	4	1	0
2002	Reading	4-6	3.06	43	3	0	0	3	79.1	70	36	27	7	2	26	59	2	1
Minors	Totals	18-14	3.21	118	27	3	2	19	291.1	265	124	104	14	8	108	205	16	2

* League Leader

PENA, CARLOS JOSE...RHP...**B-T:** R-R...**HT:** 6-4; **WT:** 160...**BORN:** May 11, 1985, Puerto Plata, DR...**RESIDES:** Puerto Plata...**OBTAINED:** Signed by Phillies as an amateur free agent, 9/8/02 for 2003 season.

PEREZ, ADRIAN ALEJANDRO...RHP...**B-T:** R-R...**HT:** 6-4; **WT:** 174...**BORN:** August 18, 1984, Ciudad Bolivar, VZ...**RESIDES:** Santa Elena de Guairén, Bolívar, VZ...**EDUCATION:** Liceo Nicolas Meza HS...**OBTAINED:** Signed by Phillies as an amateur free agent, 2/22/01...**2001:** Made pro debut with Mariara Phillies (R)...**2002:** 2nd season in Venezuelan Summer League.

YEAR	CLUB	W-L	ERA	G	GS	CG	SHO	SV	IP	H	R	ER	HR	HB	BB	SO	WP	BK
2001	Phillies, VSL	2-0	2.30	7	1	0	0	0	15.2	13	7	4	0	0	9	8	0	0
2002	Phillies, VSL	1-3	5.88	9	5	0	0	0	26.0	23	21	17	3	3	16	17	3	3
Minors	Totals	3-3	4.54	16	6	0	0	0	41.2	36	28	21	3	3	25	25	3	3

PEREZ, JOSUE...OF...**B-T:** S-R...**HT:** 6-0; **WT:** 180...**BORN:** August 12, 1977, Havana, Cuba...**RESIDES:** Santo Domingo, DR...**EDUCATION:** Attended Manuel Permy High School...**OBTAINED:** Signed by Phillies as an amateur free agent 8/5/99; originally signed by Dodgers as an amateur free agent, 3/27/98...**1998:** Began pro career in Dominican Summer League (R)...Hit .335 in 48 games with 8 2B, 7 3B and 24 SB...**1999:** Began season at Vero Beach (A)...Was hitting .279 in 62 games when his contract was voided by the Commissioner's Office, 6/25 (it was ruled that the Dodgers had signed him directly out of Cuba in violation of MLB rules)...Signed by PHI as a free agent, 8/5 and assigned to Clearwater (A)...Appeared in 23 games at Clearwater...Had 6 steals in 7 attempts...Combined totals: .269, 85 G, 16 2B, 20 SB...Named Phillies' 9th-best prospect by *Baseball America*...**2000:** Split season between Clearwater and Reading (AA)...Started season with 12-game hit streak with Clearwater, 4/6-4/18, .380 (19-50)...Phillies Minor League Player of the Week, 4/6-16(.385, 15 H, 8 R, 2 3B, 6 RBI)...Had 14-game hit streak with Clearwater, 5/15-5/30, .389 (21-54)...Named Florida State League in-season All-Star...Finished 2nd on Clearwater team in hitting (.297) and 3rd in slugging % (.419)...Promoted to

MINOR LEAGUE PLAYERS

Reading (AA), 7/2...Hit .318 (14-44) in 13 home games with Reading...**2001:** Began season at Reading...Played 20 games in CF, 19 in RF and 12 in LF...Left game on 6/14 with sprained ring finger on right hand...Placed on DL, 6/27...Played 10 games with Gulf Coast Phillies (R) during rehab assignment, 8/9-23...Had 6 hits in first 12 at-bats with 3 doubles, 1 triple for GCL Phils...Stole season-high 2 bases, 8/16 vs Yankees...Outrighted to Scranton (AAA), 10/12...**2002:** Spent entire season at Reading...Began season on DL (sprained ankle suffered during spring training)...Activated, 5/1, and assigned to Reading...Hit a season-best .319 in 28 July games...Phillies Minor League Player of the Week, 7/22-28 (.400, 14-35, 2 2B, 5 RBI, 2 BB, 2 SB).

YEAR	CLUB	AVG	G	AB	R	H	2B	3B	HR	RBI	SH	SF	HP	BB	SO	SB	CS	E
1998	Dodgers, DSL	.335	48	167	56	56	8	7	2	17	2	2	2	39	16	24	4	-
1999	Vero Beach	.279	62	201	24	56	14	1	2	22	1	2	2	21	29	14	11	2
	Clearwater	.247	23	93	15	23	2	0	0	6	0	2	1	7	17	6	1	0
2000	Clearwater	.297	70	279	41	83	9	8	3	32	3	3	6	28	48	18	14	1
	Reading	.240	32	96	10	23	5	1	1	8	1	1	0	9	19	2	5	1
2001	Reading	.168	50	167	12	28	4	0	1	6	1	0	1	14	38	3	3	3
	Phillies, GCL - a	.308	10	39	9	12	3	1	0	3	0	0	0	5	4	3	1	2
2002	Reading	.214	64	196	14	42	8	0	1	17	3	2	2	13	41	6	5	3
Minors	Totals	.261	359	1238	181	323	53	18	10	111	11	12	14	136	212	76	44	12

a - Rehabilitation Assignment

PERRY JR, RODNEY C (Rod)...**OF...****B-T:** R-R...**HT:** 5-10; **WT:** 195...**BORN:** February 1, 1979, Long Beach, CA...**RESIDES:** Carlsbad, CA...**EDUCATION:** Played football (wide receiver) at Penn State University and USC...**MISC:** Played Little League and Connie Mack ball; father, Rod Sr., played professional football with the Los Angeles Rams and Cleveland Browns (1974-84)...**OBTAINED:** Phillies 12th round pick in June 2001 draft...**2001:** Made pro debut with Batavia (A), 6/19 at Auburn (3-5, 2 RBI, R, 2B)...Reached base safely in first 12 pro games, 6/19-7/2...Led team in hits, tied for 1st in runs, 2nd in games, at-bats and doubles...Played in Florida Instructional League...**2002:** Began season at Lakewood (A)...Led team in steals...Had 5 multi-steal games...Promoted to Clearwater (A), 8/20, and appeared in 7 games to finish season...FLL.

YEAR	CLUB	AVG	G	AB	R	H	2B	3B	HR	RBI	SH	SF	HP	BB	SO	SB	CS	E
2001	Batavia	.248	70	278	35	69	13	2	1	28	5	1	7	26	47	8	8	3
2002	Lakewood	.240	108	408	57	98	20	2	2	30	7	5	4	39	61	25	18	7
	Clearwater	.125	7	24	3	3	0	0	0	1	1	0	0	1	4	0	0	0
Minors	Totals	.239	185	710	95	170	33	4	3	59	13	6	11	66	112	33	26	10

PHELPS, JEFFREY ALAN (Jeff)...**INF...****B-T:** R-R...**HT:** 6-0; **WT:** 195...**BORN:** November 20, 1978, Yuma, AZ...**RESIDES:** Yuma...**EDUCATION:** 1997 graduate Kofa HS; 2001 graduate Arizona St. University...**MISC:** Played Little League, Connie Mack, American Legion ball...**OBTAINED:** Phillies 36th round pick in June 2001 draft...**College:** Hit .362, 7 HR, 44 RBI at Arizona State...**2001:** Made pro debut with Batavia (A), 6/19 at Auburn...Hit .400 (8-20) during 6-game hit streak, 6/29-7/6...**2002:** Spent season with Lakewood (A)...Hit .500 (25-50), 10 2B, 1 3B, 3 HR, 15 RBI, 13 R during season-best 12-game hit streak, 6/29-7/12, to raise avg from .259 to .305; 7 of 12 games were multi-hit games...Phillies Minor League Player of the Week, 7/1-7...Hit .307 vs LHP and .455 (5-11), 10 RBI with bases loaded.

YEAR	CLUB	AVG	G	AB	R	H	2B	3B	HR	RBI	SH	SF	HP	BB	SO	SB	CS	E
2001	Batavia	.226	40	133	18	30	7	1	2	16	0	1	0	10	35	2	0	8
2002	Lakewood	.281	112	405	45	114	31	4	7	59	2	4	6	27	95	10	4	21
Minors	Totals	.268	152	538	63	144	38	5	9	75	2	5	6	37	130	12	4	10

PRATT, TRENT S...**C...****B-T:** R-R...**HT:** 6-2; **WT:** 210...**BORN:** August 25, 1979, Salt Lake City, UT...**RESIDES:** Wichita, KS...**EDUCATION:** Auburn University...**OBTAINED:** Phillies 12th round pick in June 2002 draft...**2002:** Made pro debut with Batavia (A)...Compiled .991 fielding % (218 TC, 2 E)...Played in Florida Instructional League.

YEAR	CLUB	AVG	G	AB	R	H	2B	3B	HR	RBI	SH	SF	HP	BB	SO	SB	CS	E
2002	Batavia	.237	39	118	10	28	7	0	0	12	2	2	3	19	33	0	1	2

PUMPHREY, KENNETH MICHAEL (Ken)...**RHP...****B-T:** R-R...**HT:** 6-6; **WT:** 208...**BORN:** September 10, 1976, Baltimore, MD...**RESIDES:** Glen Burnie, MD...**EDUCATION:** Oak Mill HS...**OBTAINED:** Signed by Phillies as a minor league free agent 12/14/01; originally selected by Mets in 4th round of June 1994 draft...**1994:** Began pro career with Gulf Coast Mets...**1995:** Pitched for Kingsport (R)...Had the 2nd-most wins and 3rd-most SO/9.0 IP among Appalachian League starters...**1997:** Spent season with Columbia (A)...2nd in South Atlantic League in SHO, 5th in CG and 10th in ERA...**1998:** Named to Florida State League All-Star team...5th-best ERA in FSL...St. Lucie Doubleday award winner...3rd-most wins in organization...**1999:** Pitched for Binghamton (AA)...Selected by MIN in Rule 5 Draft, 12/13...**2000:** Began season with New Britain (AA)...Transferred to Ft. Myers (A) 6/15...**2001:** Began season with New Britain...Pitched first 6 games in relief, before moving to the starting rotation, 5/10 at Norwich (O ER, 4.0 IP)...Won 6 straight decisions as a starter, 5/15-8/11...Promoted to Edmonton (AAA) for month of July and made 7 starts before returning to New Britain...Recorded 1st professional save, 8/9 at Portland...Pitched 9.0 inning SHO in final start of season, 9/3 vs Akron...**2002:** First year in Phillies system...Began season at Reading (AA) and went 4-1 in first 5 starts...Phillies Minor League Pitcher of the Week,

MINOR LEAGUE PLAYERS

PUMPHREY (continued)

4/15-21 (W, 8.0 IP, 0 R)...Had a 16.1 inning scoreless streak, 4/12-25...Pitched back-to-back CG, 6/29-7/4...Went 4-1 in final 6 starts before promotion to Scranton (AAA), 7/24...Won final 2 starts of season...Had left shoulder surgery, 9/20 (Dr. Michael Ciccotti).

YEAR	CLUB	W-L	ERA	G	GS	CG	SHO	SV	IP	H	R	ER	HR	HB	BB	SO	WP	BK
1994	Mets, GCL	1-3	3.61	10	8	0	0	0	57.1	51	27	23	6	3	16	42	6	3
1995	Kingsport	7-3	3.86	12	12	0	0	0	65.1	50	32	28	3	6	42	76	7	0
1996	Pittsfield	7-2	3.21	14	14	1	1	0	87.0	68	41	31	1	4	41	61	10	2
1997	Columbia	12-6	3.10	27	27	3	2	0	165.2	137	70	57	11	20	72	133	11	1
1998	St. Lucie	10-6	3.16	25	25	1	0	0	142.1	26	66	50	7	7	57	99	9	1
	Binghamton	1-0	4.50	3	2	0	0	0	8.0	10	4	4	0	0	3	6	0	0
1999	Binghamton	6-9	4.80	25	23	0	0	0	131.1	146	95	70	10	15	71	84	5	0
2000	New Britain	0-9	7.11	12	12	1	0	0	63.1	68	54	50	7	8	31	39	3	0
	Ft. Myers	4-6	3.02	14	13	1	0	0	83.1	68	32	28	1	6	35	58	3	0
2001	New Britain	8-2	2.88	22	14	2	1	1	103.0	89	38	33	5	2	26	52	4	0
	Edmonton	1-6	7.22	7	7	0	0	0	38.2	55	39	31	3	0	18	17	1	0
2002	Reading	9-7	4.28	20	20	2	1	0	120.0	119	65	57	9	7	34	63	6	0
	Scranton	4-2	4.01	8	8	1	0	0	51.2	54	25	23	2	2	12	34	2	0
Minors	Totals	70-61	3.91	199	185	12	5	1	1117.0	1041	588	485	65	80	458	764	67	7

QUIJADA, FERNANDO M...RHP...B-T: R-R...HT: 6-3; WT: 165...BORN: October 9, 1984, Porlamar, Nueva Espata, VZ...RESIDES: Porlamar, Nueva Espata...OBTAINED: Signed by Phillies as an amateur free agent, 11/1/01...2002: Spent 1st season with Mariara (R).

YEAR	CLUB	W-L	ERA	G	GS	CG	SHO	SV	IP	H	R	ER	HR	HB	BB	SO	WP	BK
2002	Phillies, VSL	2-3	2.48	11	9	0	0	0	54.1	50	24	15	2	7	22	34	5	0

RAMIREZ, ELIZARDO...RHP...B-T: R-R...HT: 6-0; WT: 145...BORN: January 28, 1983, Villa Mella, DR...RESIDES: Santo Domingo, DR...EDUCATION: Liceo Pedregal HS...OBTAINED: Signed by Phillies as an amateur free agent, 7/2/99...2000: Spent 1st season with La Vega Phillies (R)...Opponents hit just .216 off him...2001: 2nd season with La Vega...Tied for league lead in wins, 5th in IP and 10th in ERA...Team leader in wins, ERA, IP and SO...2002: Recipient of Larry Rojas Award during spring training...Led Gulf Coast League in ERA and innings, finished 2nd in SO and tied for 2nd in wins...Won 5 consecutive starts, 6/26-7/25...Phillies Minor League Pitcher of the Month for July (4-0, 0.79 ERA, 34.0 IP, 15 H, 1 BB, 37 SO)...Had 4 double-digit SO games, including a season-high 11 SO, 7/8 vs Royals (7.0 IP)...Held opponents to .165 avg...Had a 0.33 ERA in 4 home starts...Had a SO/BB ratio of 36.5/1...Pitched 7.0-inning SHO in GCL playoffs...GCL post-season All-Star...Rated 7th-best prospect in GCL by Baseball America...Pitched in Florida Instructional League...Rated 9th-best prospect in Phillies minor league system by Baseball America.

YEAR	CLUB	W-L	ERA	G	GS	CG	SHO	SV	IP	H	R	ER	HR	HB	BB	SO	WP	BK
2000	Phillies, DSL	5-2	1.88	11	9	0	0	1	57.1	47	19	12	1	3	5	67	1	0
2001	Phillies, DSL	#9-0	1.48	12	12	1	1	0	79.0	61	21	13	0	4	8	70	1	2
2002	Phillies, GCL	7-1	*1.10	11	11	2	1	0	*73.1	44	18	9	3	3	2	73	3	1
Minors	Totals	21-3	1.46	34	32	3	2	1	209.2	152	58	34	4	10	15	210	5	3

* League Leader # Tied for League Lead

READ IV, ROBERT ECCLES (Robby)...RHP...B-T: R-R...HT: 6-1; WT: 190...BORN: July 12, 1981, Tallahassee, FL...RESIDES: Tallahassee...EDUCATION: Florida State University...OBTAINED: Phillies 7th round pick in June 2002 draft...2002: Made pro debut, 7/1 at Tri-City...Compiled a 1.93 ERA in 6 July starts...Pitched in Florida Instructional League.

YEAR	CLUB	W-L	ERA	G	GS	CG	SHO	SV	IP	H	R	ER	HR	HB	BB	SO	WP	BK
2002	Batavia	3-5	2.82	13	13	1	0	0	67.0	58	26	21	4	5	32	43	3	0

REYES, MAXIMO FRANCISCO...RHP...B-T: R-R...HT: 5-9; WT: 170...BORN: September 24, 1981, San Luis Sonora, Mexico...RESIDES: Clearwater, FL...EDUCATION: 1999 graduate Miami Sr. HS; attended St. Petersburg JC...OBTAINED: Phillies 48th round pick in June 2001 draft...2001: Made pro debut with Gulf Coast Phillies (R), 6/25 at Royals...Went 1-1, 0.61 ERA at home...Allowed 1 ER at home...2002: Began season with Batavia (A) and appeared in 4 games before being optioned to Gulf Coast Phillies (R), 7/1...Allowed just 1 ER in 25.2 IP with GCL Phils...Led Gulf Coast League in saves...Converted the save in first 5 appearances and 6 of final 7...Named GCL Rolaids Relief Man for July (2-0, 6 saves)...Held opponents to .135 avg...Averaged 10.2 SO/9.0 IP...Had a SO/BB of 9.7/1...GCL post-season All-Star.

YEAR	CLUB	W-L	ERA	G	GS	CG	SHO	SV	IP	H	R	ER	HR	HB	BB	SO	WP	BK
2001	Phillies, GCL	1-2	2.42	17	0	0	0	2	26.0	16	9	7	2	2	7	33	2	2
2002	Batavia	0-1	4.70	4	0	0	0	0	7.2	11	4	4	1	0	0	5	0	0
	Phillies, GCL	2-0	0.35	22	0	0	0	12	25.2	12	2	1	0	0	3	29	0	0
Minors	Totals	3-3	1.82	43	0	0	0	14	59.1	39	15	12	3	2	10	67	2	2

MINOR LEAGUE PLAYERS

RICHARDSON, ROBERT B (Beau)...LHP...B-T: L-L...HT: 6-2; WT: 205...**BORN:** September 23, 1979, Maplewood, NJ...**RESIDES:** San Francisco, CA...**EDUCATION:** Tulane University...**OBTAINED:** Phillies 34th round pick in June 2002 draft...**2002:** Made pro debut with Batavia (A), 6/22 at Mahoning Valley (5.0 IP, 4 ER), and got the win.

YEAR	CLUB	W-L	ERA	G	GS	CG	SHO	SV	IP	H	R	ER	HR	HB	BB	SO	WP	BK
2002	Batavia	5-4	3.54	16	6	0	0	1	61.0	68	29	24	2	4	18	35	3	1

RIETHMAIER, MATTHEW D (Matt)...RHP...B-T: R-R...HT: 6-5; WT: 215...**BORN:** June 16, 1979, Huntsville, AL...**RESIDES:** Arkadelphia, AR...**EDUCATION:** 1997 graduate Arkadelphia HS; attended University of Arkansas...**MISC:** Played Little League, Babe Ruth, American Legion ball...Pitched in the Cape Cod League in 1998...Pitched in the Alaskan Summer League in 1999...**HOBBIES:** Fishing, watching sports...**OBTAINED:** Phillies 5th round pick in June 2000 draft; previously selected by Arizona, 5th, 1997...**2000:** Made pro debut with Batavia (A), 6/24 at Queens...Phillies Minor League Pitcher of the Week, 8/21-27...Threw 1st pro SHO, 8/24 at Lowell in game 2 of DH (7.0 IP, 2 H, BB, 6 SO)...Finished season with 4 straight wins, 8/17-9/4 (30.0 IP, 4 ER)...Participated in Florida Instructional League...**2001:** Began season pitching out of Lakewood's (A) bullpen before being moved into starting rotation, 6/24 at Lexington...Placed on DL, 4/14 (right shoulder inflammation)...Activated, 6/2...Pitched 7-inning SHO, 8/5 vs Charleston, WV...Finished season with 3 consecutive wins, 8/24-9/3...Had 3.86 ERA in 11 starts, 13.50 ERA in 12 relief appearances...Pitched in Florida Instructional League...**2002:** Had surgery on right shoulder, 4/23 (Dr. James Andrews), and missed entire season...Had right knee surgery, 12/5 (Dr. Ken Martin).

YEAR	CLUB	W-L	ERA	G	GS	CG	SHO	SV	IP	H	R	ER	HR	HB	BB	SO	WP	BK
2000	Batavia	4-4	4.26	14	9	1	1	0	69.2	67	43	33	3	8	28	47	8	2
2001	Lakewood	4-4	5.68	19	11	2	1	0	77.2	90	53	49	5	8	38	48	4	2
2002	Injured - did not pitch																	
Minors	Totals	8-8	5.01	33	20	3	2	0	147.1	157	96	82	8	16	66	95	12	4

RIVERA, ERICK JOSUE...OF...B-T: R-R...HT: 6-2; WT: 200...**BORN:** May 22, 1981, Utuado, PR...**RESIDES:** Utuado, PR...**EDUCATION:** 1999 graduate Luis Munoz Rivera HS (baseball, basketball, volleyball)...**MISC:** Played Little League, Connie Mack ball...**OBTAINED:** Phillies 42nd round pick in June 1999 draft...**1999:** Made pro debut with Gulf Coast Phillies (R)...**2000:** Spent 2nd season with GCL Phillies...Had 3-hit (2B, 3B), 4-RBI game, 7/20 at Yankees...**2001:** Spent season with Batavia (A)...Was 4-for-5, 2B, RBI, 2 R in 1st game of season, 6/19 at Auburn...Had a 5-game RBI streak, 8/17-20...Played in Florida Instructional League...**2002:** Began season at Lakewood (A)...Optioned to Batavia (A), 6/13...Promoted to Clearwater, 7/25, appeared in 4 games and was sent back to Batavia, 8/6...Hit .391 (25-64) during 17-game span for Batavia, 7/16-8/17 to raise avg from .136 to .260.

YEAR	CLUB	AVG	G	AB	R	H	2B	3B	HR	RBI	SH	SF	HP	BB	SO	SB	CS	E
1999	Phillies, GCL	.150	31	100	8	15	4	0	2	10	0	2	1	4	32	0	2	4
2000	Phillies, GCL	.167	43	126	17	21	2	1	2	14	0	2	9	11	34	2	0	3
2001	Batavia	.257	68	261	28	67	11	2	1	23	3	3	3	10	54	4	7	5
2002	Lakewood	.206	62	218	24	45	6	0	2	27	2	3	5	17	57	3	7	2
	Batavia	.249	181	19	45	11	2	19	6	1	4	1	3	40	10	4	2	
	Clearwater	.125	4	16	1	2	1	0	0	1	0	0	0	1	2	0	0	0
Minors	Totals	.216	257	902	97	195	35	4	9	94	11	11	22	56	219	19	20	16

RIVERO, LUIS DANIEL...OF...B-T: R-R...HT: 6-1; WT: 178...**BORN:** October 10, 1980, Cumana Sucre, VZ...**RESIDES:** Manicure Sucre, VZ...**EDUCATION:** Unidad Educativa Manicure HS...**OBTAINED:** Signed by Phillies as an amateur free agent, 7/8/98...**1999:** Made pro debut with La Victoria Phillies (R)...**2000:** Spent 2nd season in the Venezuelan Summer League...**2001:** Spent season with Gulf Coast League Phillies (R)...Hit .360 (18-50) in 15 August games...**2002:** Began season with Batavia (A)...Optioned to GCL Phillies, 7/8 and appeared in 4 games before being sent back to Batavia, 7/12 where he finished the season.

YEAR	CLUB	AVG	G	AB	R	H	2B	3B	HR	RBI	SH	SF	HP	BB	SO	SB	CS	E
1999	Phillies, VSL	.262	33	107	25	28	8	1	1	12	2	0	2	12	27	3	1	-
2000	Phillies, VSL	.265	42	136	27	36	5	2	6	25	1	1	13	12	26	13	4	-
2001	Phillies, GCL	.250	38	128	17	32	7	1	1	11	2	0	2	9	27	4	1	2
2002	Batavia	.160	34	100	10	16	1	2	1	12	1	0	0	8	29	3	2	4
	Phillies, GCL	.333	4	6	1	2	0	0	0	1	0	0	0	3	1	0	0	0
Minors	Totals	.239	151	477	80	114	21	6	9	61	6	1	17	44	110	23	8	6

ROBERGE, JOHN PRESTON (J.P.)...1B/OF...B-T R-R...HT: 6-0; WT: 180...**BORN:** September 12, 1972, Los Angeles, CA...**RESIDES:** Arcadia, CA...**EDUCATION:** Attended the University of Southern California...**OBTAINED:** Signed by Phillies as a minor league free agent, 4/9/01; originally selected by Los Angeles in 18th round of 1994 draft...**1994:** Had the best fielding percentage among first basemen in the Pioneer League (.989)...**1995:** His 92 runs ranked second on his team and fourth in the California League...Hit homers in back-to-back games, 4/23-24, including 2 at San Bernardino, 4/24...**1996:** His .456 avg (31-for-68) in July was 3rd best among all minor league batters...Was 4-for-5, 7/25 and 5-for-6, 7/30...**1997:** Played for San Antonio...Had 3rd-most RBI and 10th-best avg in Texas League...**1998:** Spent season with Albuquerque (AAA)...Did not commit an error in 24 straight games, 8/7-9/2...**1999:** Released by LA, 3/29...Signed by KC, 4/3 and assigned to Omaha (AAA)...Led team in SB (16), was 2nd in doubles (31), tied for 2nd in runs (77) and 3rd in hits (137)...**2000:** Split time between Columbus (AAA), Omaha (AAA) and Wichita (AA)...**2001:** Went to spring training with ANA...Signed by Phillies, 4/9 and assigned to Scranton (AAA)...Transferred to Reading (AA), 5/9...Post-season Eastern League All-

MINOR LEAGUE PLAYERS

ROBERGE (continued)

Star...Would have finished T-2nd in EL with .321 avg, but fell 7 plate appearances shy of qualifying...Hit professional-high 19 HR with Reading...Played 40 games at 3B, 21 at 1B, 16 each at 2B and LF and 4 in RF...Sent back to Scranton and returned to Reading, 6/11-16, 7/4-12 and finally 8/31-9/3...Was 2-for-4, 2 HR, 4 RBI, 7/16 vs Harrisburg...Was 3-for-5, 2 HR, 7 RBI, 7/20 at Akron; one shy of team record for RBI...Homered in 4 straight games with 10 RBI, 8/17-20...Named Southern Semi-Finals MVP during post-season after hitting .375 (6-16), 2 2B, 2 HR, 5 RBI, 4 R...Started all 4 games at 1B...Played winter ball for Occidente, VZ...**2002:** Spent majority of season with Scranton...Optioned to Reading, 4/28, and appeared in 3 games before returning to Scranton, 5/1 (Gene Schall DL'ed)...Collected 1,000th minor league hit, 5/21 at Durham...Hit .413 (26-63, 6 2B, 1 3B, 12 RBI) during season-high 15-game hit streak, 6/29-7/22...Phillies Minor League Player of the Week, 8/5-11...Hit .354 (40-113) with 4 HR, 20 RBI in 31 August games and named Red Barons Player of the Month.

YEAR	CLUB	AVG	G	AB	R	H	2B	3B	HR	RBI	SH	SF	HP	BB	SO	SB	CS	E
1994	Great Falls	.320	63	256	55	82	17	1	1	42	2	5	5	20	22	24	4	6
	Yakima	.375	4	8	1	3	1	0	0	0	0	0	1	0	3	0	1	0
1995	San Bernardino	.287	116	450	92	129	22	1	17	59	2	3	8	34	62	31	8	3
	Vero Beach	.000	3	9	1	0	0	0	0	0	0	0	0	0	2	0	0	0
1996	San Bernardino	.364	12	44	8	16	3	1	1	6	0	1	2	3	9	1	2	1
	San Antonio	.293	62	232	28	68	14	2	6	27	2	2	2	14	39	9	3	8
	Albuquerque	.321	53	156	17	50	6	1	4	17	3	0	1	14	28	3	0	3
1997	San Antonio	.322	134	516	94	166	26	4	17	105	2	5	7	39	70	18	9	8
1998	Albuquerque	.303	136	475	83	144	30	1	10	67	2	5	5	31	64	22	6	19
1999	Omaha	.314	116	437	77	137	31	3	13	66	5	0	5	26	59	16	5	11
2000	Columbus	.117	29	77	7	9	3	0	1	6	1	0	1	5	10	0	0	3
	Wichita	.242	36	124	20	30	6	0	1	13	0	0	1	10	17	1	1	7
2001	Omaha	.391	6	23	5	9	4	0	1	1	0	0	0	1	3	0	0	0
	Scranton	.271	26	96	10	26	8	0	0	10	1	1	1	9	18	0	1	0
2002	Reading	.321	87	343	61	110	13	1	19	71	1	3	4	25	40	12	4	17
	Scranton	.300	123	420	56	126	29	1	7	52	2	2	6	34	66	6	1	5
	Reading	.182	3	11	2	2	0	0	1	3	0	0	1	0	0	1	0	0
Minors	Totals	.301	1009	3677	617	1107	213	16	99	545	23	27	50	265	512	144	45	91

ROBERSON, CHRISTOPHER DANIEL (Chris)...**OF...****B-T:** R-R...**HT:** 6-2; **WT:** 175...**BORN:** August 23, 1979, Oakland, CA...**RESIDES:** San Pablo, CA...**EDUCATION:** 1997 graduate El Cerrito HS; attended Feather River College and Contra College...**MISC:** Played Little League ball; father, Will, played professional basketball for the Detroit Pistons...**OBTAINED:** Phillies 9th round pick in June 2001 draft...**2001:** Made pro debut for Gulf Coast League Phillies (R), 6/19 at Tigers...Had back-to-back 3-hit games, 6/27-30...Hit .346 (9-26) in 7 June games...Played in Florida Instructional League...**2002:** Spent season with Batavia (A)...Collected a season-high 4 hits, 8/29 at Jamestown...Hit .299 in 32 home games...Made 30 appearances in CF, 20 in RF and 10 in LF...**FIL.**

YEAR	CLUB	AVG	G	AB	R	H	2B	3B	HR	RBI	SH	SF	HP	BB	SO	SB	CS	E
2001	Phillies, GCL	.248	38	133	17	33	8	1	0	13	5	1	2	16	30	6	2	2
2002	Batavia	.276	62	214	29	59	8	3	2	24	1	2	10	26	51	17	8	6
Minors	Totals	.265	100	347	46	92	16	4	2	37	6	3	12	42	81	23	10	8

RODRIGUEZ, CARLOS ROSARIO...**SS...****B-T:** S-R...**HT:** 6-0; **WT:** 170...**BORN:** October 4, 1983, Los Alcarizos, DR...**RESIDES:** Santo Domingo, DR...**OBTAINED:** Signed by Phillies as an amateur free agent, 10/4/00...**2000:** Made debut in Florida Instructional League...**2001:** Spent 1st pro season with Gulf Coast League Phillies (R)...Led all Phillies short-season players in avg...Hit 1st pro HR in his 1st game, 6/19 at Tigers...Went 4-for-5, 2 2B, 3B, 4 RBI, 2 R, 8/17 at Yankees...Named 11th-best prospect in GCL and Phillies 15th-best prospect by *Baseball America*...Played in Florida Instructional League...**2002:** Spent entire season with Batavia (A)...Finished 4th in New York-Penn League in steals...Collected 10 hits in 3 games, 6/22-24...Had 23 multi-hit games and 5 multi-steal games...**FIL.**

YEAR	CLUB	AVG	G	AB	R	H	2B	3B	HR	RBI	SH	SF	HP	BB	SO	SB	CS	E
2001	Phillies, GCL	.297	35	128	22	38	10	1	3	23	0	1	4	11	25	6	4	12
2002	Batavia	.290	61	248	29	72	7	3	0	15	5	0	4	19	48	21	11	18
Minors	Totals	.293	96	376	51	110	17	4	3	38	5	1	8	30	73	27	15	30

ROGELSTAD, ROBERT J...**RHP...****B-T:** R-R...**HT:** 6-7; **WT:** 195...**BORN:** November 29, 1978, Walnut Creek, CA...**RESIDES:** Benicia, CA...**EDUCATION:** San Jose State University...**OBTAINED:** Phillies 33rd round pick in June 2002 draft...**2002:** Spent 1st pro season with Batavia (A)...Compiled a 2.88 ERA in 12 home appearances...Finished season with 11.0 inning scoreless streak.

YEAR	CLUB	W-L	ERA	G	GS	CG	SHO	SV	IP	H	R	ER	HR	HB	BB	SO	WP	BK
2002	Batavia	0-3	3.77	24	0	0	0	2	45.1	39	19	19	5	2	15	30	1	0

MINOR LEAGUE PLAYERS

ROJAS, ALEXIS ANTONIO...RHP...B-T: R-R...**HT:** 6-4; **WT:** 186...**BORN:** March 31, 1983, Valencia Carabobo, VZ...**RESIDES:** Guacara, VZ...**OBTAINED:** Signed by Phillies as an amateur free agent, 11/12/00...**2001:** Made pro debut with Mariara Phillies (R)...**2002:** 2nd season with VSL Phils...Allowed a season-high 7 ER in first appearance and posted 1.90 ERA for remainder of season.

YEAR	CLUB	W-L	ERA	G	GS	CG	SHO	SV	IP	H	R	ER	HR	HB	BB	SO	WP	BK
2001	Phillies, VSL	1-0	7.94	13	3	0	0	2	34.0	44	34	30	0	0	19	21	0	0
2002	Phillies, VSL	1-4	2.98	11	8	1	0	0	51.1	45	21	17	1	7	7	32	2	0
Minors	Totals	2-4	4.96	24	11	1	0	2	85.1	89	55	47	1	7	26	53	2	0

ROSARIO, JOSE A...LHP...B-T: L-L...**HT:** 6-1; **WT:** 170...**BORN:** October 27, 1982, Santiago, DR...**RESIDES:** Santiago...**OBTAINED:** Signed by Phillies as an amateur free agent, 9/14/02, for the 2003 season.

RUIZ, CARLOS JOAQUIN...C...B-T: R-R...**HT:** 5-10; **WT:** 185...**BORN:** January 22, 1979, David Chiriqui, Panama...**RESIDES:** David Chiriqui...**EDUCATION:** Instituto David Chiriqui...**OBTAINED:** Signed by Phillies as an amateur free agent, 12/4/98...**1999:** Made pro debut with La Vega Phillies in the Dominican Summer League (R)...**2000:** Played with Gulf Coast Phillies (R)...Hit .304 (17-56) in August...Participated in Florida Instructional League...**2001:** Spent entire season with Lakewood (A)...Had season-high 4 RBI, 4/12 vs Hickory...Placed on DL, 6/17 (right elbow pain)...Activated, 7/19...Hit 3 doubles, 9/1 vs Kannapolis...Hit .300 (27-90) against left-handed pitching...Played 41 games at C, 28 as DH and 2 in RF...Hit .297 (30-101) as DH...Played in Florida Instructional League...**2002:** Spent season with Clearwater (A)...Florida State League All-Star...Hit .313 in 18 April games...Had .988 fielding % (407 TC, 5 E).

YEAR	CLUB	AVG	G	AB	R	H	2B	3B	HR	SH	SF	HP	BB	SO	SB	CS	E
1999	Phillies, DSL	.305	60	226	39	69	15	5	4	35	0	2	8	9	11	3	7
2000	Phillies, GCL	.277	38	130	11	36	7	1	1	22	0	2	2	9	9	3	0
2001	Lakewood	.261	73	249	21	65	14	3	4	32	1	2	1	10	27	5	4
2002	Clearwater	.213	92	342	35	73	18	3	5	32	2	1	6	18	30	3	1
Minors	Totals	.257	263	947	106	243	54	12	14	121	3	7	17	46	77	14	24

RUPERT, CHRISTOPHER J...LHP...B-T: R-L...**HT:** 6-0; **WT:** 190...**BORN:** June 19, 1980, Austin, TX...**RESIDES:** Bozeman, MT...**OBTAINED:** Signed by Phillies as a non-drafted free agent, 6/11/02...**2002:** Spent 1st pro season with Gulf Coast Phillies (R)...Allowed season-high 4 ER in first appearance and posted 0.64 ERA for remainder of season...Struck out 15 batters in 14.2 innings, 7/20-8/19 (9 games)...Held opponents to .186 avg.

YEAR	CLUB	W-L	ERA	G	GS	CG	SHO	SV	IP	H	R	ER	HR	HB	BB	SO	WP	BK
2002	Phillies, GCL	1-3	1.80	18	0	0	0	4	30.0	19	6	6	0	1	4	21	0	0

SANCHEZ, EMILIO ANTONIO...RHP...B-T: R-R...**HT:** 6-3; **WT:** 180...**BORN:** July 20, 1980, Santiago, DR...**RESIDES:** Sosua, Puerto Plata, DR...**EDUCATION:** Liceo Gregorio Luperow HS...**OBTAINED:** Signed by Phillies as an amateur free agent, 6/30/99...**1999:** Made pro debut with La Vega Phillies (R)...**2000:** Played 2nd season in the Dominican Summer League...2nd-best ERA in league (1.14)...**2001:** 3rd year with La Vega...League leader in saves (20)...Pitched in Florida Instructional League...**2002:** Made 3 appearances for Gulf Coast Phillies before returning home for personal reasons.

YEAR	CLUB	W-L	ERA	G	GS	CG	SHO	SV	IP	H	R	ER	HR	HB	BB	SO	WP	BK
1999	Phillies, DSL	3-1	3.08	7	7	1	0	0	38.0	25	15	13	3	2	8	28	4	0
2000	Phillies, DSL	4-1	1.14	23	0	0	0	2	86.2	32	15	11	3	1	8	33	0	1
2001	Phillies, DSL	2-2	2.42	26	0	0	0	*20	26.0	13	9	7	1	1	9	25	2	1
2002	Phillies, GCL	2-0	2.63	3	2	0	0	0	13.2	10	4	4	0	0	3	15	0	0
Minors	Totals	11-4	1.92	59	9	1	0	22	164.0	80	43	35	7	4	28	101	6	2

* League Leader

SANTANDER, NELSON MIGUEL...RHP...B-T: R-R...**HT:** 6-2; **WT:** 180...**BORN:** November 2, 1982, Caracas, Distrito Federal, VZ...**RESIDES:** Caracas, Distrito Federal...**EDUCATION:** Educacional Paraiso HS...**OBTAINED:** Signed by Phillies as an amateur free agent, 3/15/01...**2001:** Made pro debut with Mariara Phillies (R)...**2002:** 2nd season in Venezuelan Summer League.

YEAR	CLUB	W-L	ERA	G	GS	CG	SHO	SV	IP	H	R	ER	HR	HB	BB	SO	WP	BK
2001	Phillies, VSL	1-1	5.04	10	3	0	0	1	30.1	35	23	17	0	0	19	21	0	0
2002	Phillies, VSL	1-0	3.31	12	3	0	0	0	32.2	30	21	12	1	6	20	29	8	6
Minors	Totals	2-1	4.14	22	6	0	0	1	63.0	65	44	29	1	6	39	50	8	6

MINOR LEAGUE PLAYERS

SATO, G.G. TAKAHIKO...C-B-T: R-R...**HT:** 6-2; **WT:** 220...**BORN:** August 9, 1978, Ichikawa, Chiba, Japan...**RESIDES:** Ichikawashi Chiba...**EDUCATION:** 1996 Toin HS; 2001 graduate Hosei University (Tokyo)...**OBTAINED:** Signed as an amateur free agent, 12/12/00...**2001:** Began pro career with Batavia (A)...Went 2-for-4, 2B, HR, 2 RBI, R in 1st pro game, 6/19 at Auburn...Hit .301 (22-73) in 19 road games...Played in Florida Instructional League...**2002:** Began season on DL recovering from right shoulder surgery (Dr. Steven Mirabello)...Activated on 6/26 and assigned to Batavia (A)...Served as DH for Batavia in every game he appeared in...Walked a season-high 4 times and scored a season-high 3 runs, 7/18 vs Mahoning Valley...Placed back on DL with right shoulder strain...Activated to Batavia, 8/17...Went 4-for-5, 2 2B, 1 RBI, 3 R, in final game of season, 8/28 vs Jamestown...**FIL.**

YEAR	CLUB	AVG	G	AB	R	H	2B	3B	HR	RBI	SH	SF	HP	BB	SO	SB	CS	E
2001	Batavia	.261	37	138	22	36	10	3	4	21	2	0	1	6	33	2	1	3
2002	Batavia	.306	20	72	16	22	5	0	3	8	1	2	2	8	25	2	1	0
	Phillies, GCL	.267	17	60	5	16	4	1	0	1	0	0	0	7	10	4	1	0
Minors	Totals	.274	74	270	43	74	19	4	7	30	3	2	3	22	68	8	3	3

SEFCIK, KEVIN JOHN...INF...B-T: R-R...**HT:** 5-10; **WT:** 184...**BORN:** February 10, 1971, Oak Lawn, IL...**RESIDES:** Orland Park, IL...**EDUCATION:** Graduate of St. Xavier University (Chicago, IL) with a BS degree in accounting...**OBTAINED:** Signed by Phillies as a minor league free agent 11/13/02; originally Phillies 33rd round selection in June 1993; draft ...**1993:** Led all Phillies short-season clubs in avg, at-bats, runs, hits, total bases (122), doubles and tied for lead in triples for Batavia (A)...**1994:** Played 3rd base for Clearwater (A)...Led Phillies minor leaguers in triples...Led Florida State League with fewest strikeouts per plate app (1/13.56), 2nd in at-bats, 3rd in hits and 5th in runs...Had league-best 7-RBI game, 7/4 at Sarasota...Hit .303 in Arizona Fall League for champion Peoria Javelinas...**1995:** Began season at Scranton (AAA)...Had league-leading 6 doubles (7 of 9 hits were for extra bases) before being sent to Reading (AA), 4/16 because of roster space...Played 62 consecutive games before missing one for Reading, 8/24...Had 4-hit game, 4/18 at Norwich...Had 11-game hit streak, 5/11-21...**311...** Won Reading's Unsung Hero Award...Appeared in 3 of Reading's post-season games, knocking in 5 runs, before contract was purchased by Phils, 9/8...Made ML debut, 9/8 vs HOU as a defensive replacement at 3rd base; struck out in 1st plate appearance...Appeared in 5 games for Phils (no starts); scored 1st ML run, 9/14 at PIT...**1996:** Began season with Phillies...Collected 1st ML hit (single off T. Urbani) in 1st ML start (SS), 4/12 at STL...Appeared in 3 games before optioned to Scranton, 4/26...Hit .305 in 36 games at Scranton before Phillies recall, 6/3...Had 1st ML stolen base, 7/22 (1) vs CIN...Appeared in 16 games (10 starts, all at SS) before being optioned back to Scranton, 8/1...At Scranton, had 14-game hit streak, .424, which included 4 games from his 1st stint and all 10 games of his 2nd stint...Recalled, 8/11 and remained with big club for rest of season...Went 6-for-8 (.750) with 2 doubles and 2 triples in first 4 games back from AAA...Had 2 career-best 3-hit games, 9/1 vs LA and 9/26 vs MTL...Took over as 3rd baseman, 9/10 when Scott Rolen was lost for season; started final 18 games...**1997:** Started season with Phillies, appearing in 16 games (3 starts) before being optioned to Scranton 5/10...Hit .333 (41-123) in 29 games for Red Barons before being recalled by Phillies 6/13...Remained with big club for rest of season, appearing in 61 games with 22 starts...Hit .293 (29-99) in 41 games of his 2nd stint compared to .150 in 16 games in 1st stint...Hit 1st ML HR, 7/4 vs CHI (Terry Mulholland)...Hit .316 (6-19) as PH...**1998:** 1st full season in the majors...Made transition from infielder to outfielder...Appeared in 60 games in the OF, 2 at 3B, 1 at 2B...Made 34 starts: 13 in LF, 15 in RF and 6 in CF...Hit .355 after the All-Star break...Had 1st career 2-HR game, 9/8 vs NYM; also had career-high 3 runs in game...Had career-high 4 RBI, 9/27 (1) at FLA...7 HBP ranked 2nd on club, despite having just 169 at-bats...Went to Florida Instructional League in October...**1999:** Reached career highs in games, at-bats and doubles...Hit .311 (14-45) as a pinch-hitter, leading the club in both pinch-hits and pinch-AB ...14 pinch-hits were tied for 5th-highest in NL...Made 34 starts: 10 in RF, 10 in CF, 8 at 2B, 6 in LF ...Made just 1 error in 64 games in the outfield...**2000:** 3rd full season with Phillies...Made 24 starts, 14 in CF, 8 in RF, 2 in LF...Appeared in 99 games overall...Finished 2nd on club with 44 pinch-at-bats...Released by Phillies, 11/20...**2001:** Signed with COL, 1/15...Began season with Colorado Springs (AAA)...Hit .312 before having contract purchased by COL, 6/1...Appeared in 1 game, 6/1 vs SF (0-1 as PH)...Designated for assignment, 6/2...Signed with CLE, 6/9, and was assigned to Buffalo (AAA), where he played remainder of season...Signed by TB, 11/14...**2002:** Went to spring training with TB as non-roster invitee...Released by TB, 3/28...Signed by PIT, 4/17, and assigned to Altoona (AA)...Had a 20-game hitting streak, 7/4-25 (.419, 31-74)...Followed that up with 15-game hit streak, 7/28-8/12 (.443, 27-61, 14 R)...Made 86 appearances at 2B, 28 at SS, 12 in LF, 3 in CF and 2 each at 3B and in RF...Released, 10/15...Signed with Phillies, 11/13.

MINOR LEAGUE PLAYERS

YEAR	CLUB	AVG	G	AB	R	H	2B	3B	HR	RBI	SH	SF	HP	BB	SO	SB	CS	E
1993	Batavia	.299	74	281	49	84	24	4	2	28	7	5	3	27	22	20	6	16
1994	Clearwater	.285	130	516	83	147	29	8	2	47	4	6	7	49	43	30	13	21
1995	Scranton	.346	7	26	5	9	6	1	0	6	0	1	0	3	1	0	0	0
	Reading	.272	128	508	68	138	18	4	4	46	3	3	12	38	48	14	11	18
	PHILLIES	.000	5	4	1	0	0	0	0	0	0	0	0	0	2	0	0	0
1996	PHILLIES	.284	44	116	10	33	5	3	0	9	1	2	2	9	16	3	0	7
	Scranton	.333	45	180	34	60	7	5	0	19	3	2	3	15	20	11	3	10
1997	Scranton	.333	29	123	19	41	11	2	1	7	2	0	0	9	11	5	1	6
	PHILLIES	.269	61	119	11	32	3	0	2	6	7	0	1	4	9	1	2	4
1998	PHILLIES	.314	104	169	27	53	7	2	3	20	3	1	7	25	32	4	2	2
1999	PHILLIES	.278	111	209	28	58	15	3	1	11	3	0	1	29	24	9	4	2
2000	PHILLIES	.235	99	153	15	36	6	2	0	10	1	2	2	13	19	4	2	0
2001	Col. Springs	.312	49	199	37	62	14	0	2	22	2	4	3	24	26	5	6	7
	COLORADO	.000	1	1	0	0	0	0	0	0	0	0	0	0	0	0	0	0
	Buffalo	.197	70	233	30	46	10	2	5	24	3	1	2	18	20	4	3	5
2002	Altoona	.308	126	467	69	144	32	2	2	51	3	4	7	44	42	12	8	14
Minors	Totals	.289	658	2533	394	731	151	28	18	249	27	26	37	227	233	101	51	97
ML	Totals	.275	425	771	92	212	36	10	6	56	15	5	13	80	102	21	10	15

SEGOVIA, ZACHARY E (Zach)...RHP...**B-T:** R-R...**HT:** 6-2; **WT:** 220...**BORN:** April 11, 1983, Dallas, TX...**RESIDES:** Forney, TX...**EDUCATION:** Graduate of Forney (TX) High School...**OBTAINED:** Phillies 2nd pick in June 2002 draft...**2002:** Made pro debut with Gulf Coast Phillies (R), 7/16 vs Tigers (2.0 IP, 0 R)...Did not allow a HR all season...Held opponents to .174 avg...Earned the win in relief in clinching game of GCL championship...Pitched in Florida Instructional League...Ranked 14th-best prospect in GCL and 10th-best prospect in Phillies minor league system by Baseball America.

YEAR	CLUB	W-L	ERA	G	GS	CG	SHO	SV	IP	H	R	ER	HR	HB	BB	SO	WP	BK
2002	Phillies, GCL	3-2	2.10	8	8	0	0	0	34.1	21	11	8	0	3	3	30	1	0

SILVERIO, CARLOS AUGUSTO...RHP...**B-T:** R-R...**HT:** 6-2; **WT:** 180...**BORN:** April 1, 1979, Altamira, DR...**RESIDES:** Altamira...**EDUCATION:** Liceo San Francisco De Asis...**OBTAINED:** Signed by Phillies as an amateur free agent, 5/15/99...**1999:** Began season with La Vega Phillies of the Dominican Summer League...Led team in complete games and shutouts...Promoted to the States and assigned to Gulf Coast Phillies (R), 7/16...Sent back to La Vega, 8/27...**2000:** Began season at Batavia (A) and made one start before being placed on DL, 6/25...**2001:** Pitched for Batavia (A)...Struck out a season-high 8 batters in 5.1 IP, 8/31 at Brooklyn...**2002:** Spent season with Lakewood (A)...Placed on DL, 5/24 (right shoulder strain)...Activated, 5/31...Compiled a 1.69 ERA in June (16.0 IP)...Averaged 9.2 SO/9.0 IP...Held opponents to .229 avg.

YEAR	CLUB	W-L	ERA	G	GS	CG	SHO	SV	IP	H	R	ER	HR	HB	BB	SO	WP	BK
1997	Blue Jays, VSL	0-3	6.11	14	0	0	-	0	18.0	19	17	12	-	-	14	11	-	-
1998	Did not play																	
1999	Phillies, DSL	4-1	1.85	6	6	2	2	0	34.0	25	13	7	0	0	7	26	0	0
	Phillies, GCL	1-0	5.59	5	1	0	0	0	9.2	12	6	6	1	0	5	8	1	0
2000	Batavia	0-0	2.25	1	1	0	0	0	4.0	3	1	1	0	0	2	1	1	0
2001	Batavia	3-2	4.54	9	7	0	0	0	33.2	31	19	17	3	9	12	25	5	0
2002	Lakewood	4-5	3.26	21	3	0	0	1	60.2	49	23	22	5	5	28	62	3	0
Minors	Totals	12-11	3.80	56	18	2	2	1	154.0	139	79	65	9	18	68	133	10	0

SITZMAN, JAMES R (Jay)...OF...**B-T:** L-L...**HT:** 6-3; **WT:** 195...**BORN:** March 13, 1978, Denver, CO...**RESIDES:** Scottsdale, AZ...**EDUCATION:** 1996 graduate of Horizon HS; 2000 graduate Arizona St. University...**OBTAINED:** Phillies 32nd round pick in June 1999 draft...**1999:** Made pro debut at Batavia (A)...Collected 4 hits in a game twice: 7/29 vs St. Catherine's (4-5, 2B, 2 RBI), 9/1 vs Mahoning Valley (4-6, 2 R, SB)...**2000:** Spent season at Piedmont (A)...Selected as South Atlantic League in-season and post-season All-Star...Ranked 2nd in SAL in batting (.316) and 4th in SB (53)...Phillies Minor League Player of the Month for May with .342 avg, 5 doubles, 4 triples, 2 HR, 13 RBI and 21 SB...Led all Phillies minor leaguers in AVG and SB...Batted .345 (20-58) during 13-game hitting streak, 5/4-18...Stole 3 bases twice, 5/14 vs Delmarva and 6/18 vs Cape Fear...Collected 4 hits (3B, HR) and scored 4 runs, 5/31 at Hickory...Hit .200 (2-10) in 3 SAL playoff games with HR, RBI...Participated in Florida Instructional League...**2001:** Spent season with Clearwater (A)...Team leader in SB...Reached base safely in 13 straight games, 5/8-25 (.339, 19-56, 5 2B, 3B, HR, 3 RBI, 4 BB, 7 SB, 13 R)...Scored 17 runs in 12 games, 5/22-6/3...Played in FIL...**2002:** Spent entire season with Reading (AA)...Reached pro highs in HR and RBI...Placed on DL, 5/11 (right hip strain)...Activated, 5/18...Hit .300 from 6/1 through end of season...Phillies Minor League Player of the Week, 6/24-30 (.357, 10-28, 1 2B, 1 3B, 1 HR, 8 RBI, 5 R, 4 SB)...Finished season with 8 OF assists...Promoted to Scranton (AAA), 9/6, for International League playoffs...Hit .303 with .419 OBP for Grand Canyon in Arizona Fall League.

MINOR LEAGUE PLAYERS

SITZMAN (continued)

YEAR	CLUB	AVG	G	AB	R	H	2B	3B	HR	RBI	SH	SF	HP	BB	SO	SB	CS	E
1999	Batavia	.296	49	169	33	50	5	5	2	22	0	4	1	9	37	15	5	0
2000	Piedmont	.316	108	418	95	132	17	8	6	55	2	5	15	38	88	53	12	9
2001	Clearwater	.247	118	465	63	115	21	6	6	34	7	3	8	35	100	31	17	6
2002	Reading	.252	108	385	59	97	21	6	9	57	3	4	14	28	82	18	10	3
Minors	Totals	.274	382	1437	250	394	64	25	23	168	12	16	38	110	307	117	44	18

SOSA, JUAN CARLOS...INF...B-T: R-R...**HT:** 6-1; **WT:** 170...**BORN:** August 19, 1975, San Francisco de Macoris, DR...**RESIDES:** San Francisco de Macoris...**OBTAINED:** Signed by Phillies as minor league free agent, 5/29/02...**1993:** Began pro career in Dominican Summer League...**1994:** 2nd season with Dodgers DSL team...**1995:** Began season with Vero Beach (A)...Transferred to Yakima (A) in June...Finished 4th in Northwest League in triples...**1996:** Spent entire season with Savannah (A)...Tied for 2nd on club in doubles...**1997:** Played for Vero Beach...**1998:** Spent season with Salem (A)...Led Carolina League and entire Rockies organization in triples and steals...Finished 2nd in league in at-bats, 3rd in runs and hits and 5th in total bases (215)...Led all CL shortstops in putouts (196)...CL post-season All-Star...Scored a run in 10 straight games, 5/24-6/3...Clubbed 2 HR, 6/3 (1) vs Wilmington...Had 14 multi-steal games...Stole 20 bases in August...**1999:** Began season in Carolina (AA)...Tied for 3rd in Southern League and led club with 38 steals...Led SL shortstops with .958 fielding % and 191 putouts...Promoted to Colorado Springs, 9/1...Recalled by COL, 9/10, and made ML debut that night as pinch-hitter vs MIL (0-1, SO)...Singled for 1st ML hit, 9/17 vs LA (Robinson Checo)...**2000:** Spent entire season with Colorado Springs...Finished 5th in Pacific Coast League in triples...Tripled in back-to-back games, 5/8-9 at Albuquerque...Slugged a grand slam, 6/15 at Las Vegas...**2001:** Began season with Colorado Springs...Claimed off waivers by ARI, 4/23, and optioned to Tucson (AAA)...Recalled on 5/22...Made ARI debut as defensive replacement at 3B, 5/24 at SD...Optioned to El Paso (AA), 5/29...Promoted to Tucson, 7/6...Combined for 50 appearances at SS, 36 at 2B, 17 at 3B, 3 in CF and 2 in LF...**2002:** Signed by Phillies, 5/29, and assigned to Clearwater (A)...Hit .333 (17-51) during 12-game hitting streak, 7/16-29...Hit .377 vs LHP...Played winter ball for Cibao, DR.

YEAR	CLUB	AVG	G	AB	R	H	2B	3B	HR	RBI	SH	SF	HP	BB	SO	SB	CS	E
1993	Dodgers, DSL	.278	63	237	51	66	7	4	0	39	14	3	4	45	52	8	2	-
1994	Dodgers, DSL	.290	59	224	55	65	11	3	6	60	0	5	0	44	27	13	4	-
1995	Vero Beach	.222	8	27	2	6	1	1	1	6	0	0	0	0	4	0	2	1
	Yakima	.235	61	217	26	51	10	4	3	16	4	2	1	15	39	8	1	16
1996	Savannah	.254	112	370	58	94	21	2	7	38	4	1	1	30	64	14	12	22
1997	Vero Beach	.220	92	250	32	55	5	2	5	29	3	3	2	14	39	20	8	19
1998	Salem	.278	133	529	88	147	20	12	8	47	7	4	4	43	83	64	16	31
1999	Carolina	.276	125	490	70	135	22	5	7	42	5	6	2	31	65	38	15	24
	Col. Springs	.393	6	28	3	11	1	1	1	5	0	0	0	0	1	1	0	1
	COLORADO	.222	11	9	3	2	0	0	0	0	0	0	0	2	2	0	0	1
	Col. Springs	.274	118	449	67	123	25	9	9	69	9	2	3	31	54	23	10	25
2000	Col. Springs	.225	14	40	2	9	1	0	0	2	1	1	0	5	7	1	1	5
	Tucson	.192	64	182	17	35	6	1	0	12	4	2	1	9	22	5	1	9
	ARIZONA	.000	2	1	0	0	0	0	0	0	0	0	0	0	1	0	0	0
	El Paso	.257	29	113	14	29	5	1	0	8	1	1	0	7	20	5	2	7
2002	Clearwater	.262	54	210	17	55	9	2	0	16	3	1	2	11	28	9	2	10
Minors	Totals	.262	938	3366	502	881	144	47	47	389	55	31	20	285	505	209	76	170
ML	Totals	.200	13	10	3	2	0	0	0	0	0	0	0	2	3	0	0	1

SOTO, VICTOR MANUEL...2B...B-T: R-R...**HT:** 5-10; **WT:** 165...**BORN:** December 14, 1983...**RESIDES:** Bani, DR...**OBTAINED:** Signed by Phillies as an amateur free agent, 2/10/01...**2001:** Spent 1st pro season with La Vega Phillies (R)...**2002:** 2nd season in Dominican Summer League.

YEAR	CLUB	AVG	G	AB	R	H	2B	3B	HR	RBI	SH	SF	HP	BB	SO	SB	CS	E
2001	Phillies, DSL	.293	45	167	23	49	2	4	0	18	2	1	2	11	14	10	3	12
2002	Phillies, DSL	.263	55	213	39	56	12	4	4	45	-	-	-	18	28	12	1	13
Minors	Totals	.276	100	380	62	105	14	8	4	63	2	1	2	29	42	22	4	25

SQUIRES, MATTHEW F (Matt)...LHP...B-T: L-L...**HT:** 5-10; **WT:** 200...**BORN:** January 24, 1979, Lewiston, ID...**RESIDES:** Lewiston...**EDUCATION:** 1997 graduate Lewiston HS; attended Whitworth (WA) College...**MISC:** Played Little League, Babe Ruth, American Legion ball...**HOBBIES:** Pool, ping pong, hunting, fishing, camping, ceramics...**OBTAINED:** Phillies 19th round pick in June 2001 draft...**2001:** Made pro debut with Gulf Coast Phillies (R), 6/20 vs Tigers... Did not allow an ER in 9 consecutive outings (15.0 IP), 7/17-8/17...Promoted to Clearwater (A), 8/26...**2002:** Spent entire season with Lakewood (A)...Led team in saves...Made 1st and only pro start in final appearance of season, 9/2 at Kannapolis (6.0 IP, 0 R), and struck out season-high 10 batters...Averaged 9.7 SO/9.0 IP...Compiled 2.11 ERA in 21 home appearances...Pitched in Florida Instructional League.

MINOR LEAGUE PLAYERS

YEAR	CLUB	W-L	ERA	G	GS	CG	SHO	SV	IP	H	R	ER	HR	HB	BB	SO	WP	BK
2001	Phillies, GCL	0-2	1.21	17	0	0	0	0	29.2	16	5	4	0	3	11	33	2	0
	Clearwater	0-1	6.75	4	0	0	0	0	5.1	5	4	4	1	0	7	8	1	0
2002	Lakewood	5-6	3.82	36	1	0	0	8	66.0	62	34	28	3	6	40	71	4	0
Minors	Totals	5-9	3.21	57	1	0	0	8	101.0	83	43	36	4	9	58	112	7	0

STEEN, ADAM JEFFRY...RHP...B-T: R-R...**HT:** 6-4; **WT:** 205...**BORN:** June 19, 1980, Burlington, IA...**RESIDES:** Carlisle, IA...**EDUCATION:** Minnesota State University...**OBTAINED:** Phillies 29th round pick in June 2002 draft...**2002:** Began pro career with Gulf Coast Phillies (R)...Promoted to Batavia, 7/24...Did not allow a run in final 5 appearances (9.1 IP).

YEAR	CLUB	W-L	ERA	G	GS	CG	SHO	SV	IP	H	R	ER	HR	HB	BB	SO	WP	BK
2002	Phillies, GCL	1-1	6.75	7	0	0	0	0	16.0	23	14	12	0	2	10	10	1	0
	Batavia	0-0	2.45	12	0	0	0	0	22.0	19	6	6	2	0	5	15	1	0
Minors	Totals	1-1	4.26	19	0	0	0	0	38.0	42	20	18	2	2	15	25	2	0

SWEENEY, MATTHEW EDWARD (Matt)...RHP...B-T: R-R...**HT:** 6-2; **WT:** 185...**BORN:** February 25, 1983, Trenton, NJ...**RESIDES:** Yardville, NJ...**EDUCATION:** 2001 graduate Steinert HS...**MISC:** Played Little League, Babe Ruth, American Legion ball...**HOBBIES:** Baseball, golf...**OBTAINED:** Phillies 11th round pick in June 2001 draft...**2001:** Made pro debut with Gulf Coast Phillies (R), 7/6 at Yankees...Allowed 1 ER in first 7.0 innings of career...Pitched in Florida Instructional League...**2002:** Spent 2nd season with GCL Phils...Tied for 1st in GCL in starts, tied for 2nd in CG and SHO and finished 3rd in IP...Pitched 3 consecutive starts without allowing a run (18.0 IP), 7/4-17...FIL.

YEAR	CLUB	W-L	ERA	G	GS	CG	SHO	SV	IP	H	R	ER	HR	HB	BB	SO	WP	BK
2001	Phillies, GCL	2-2	3.38	9	5	0	0	0	29.1	28	12	11	3	3	16	16	2	1
2002	Phillies, GCL	4-5	2.69	12	#12	2	1	0	67.0	56	23	20	2	0	27	38	3	0
Minors	Totals	6-7	2.90	21	17	2	1	0	96.1	84	35	31	5	3	43	54	5	1

Tied for League Lead

TEJEDA, ROBINSON GARCIA (Rob)...RHP...B-T: R-R...**HT:** 6-3; **WT:** 188...**BORN:** March 24, 1982, Bani, DR...**RESIDES:** Bani...**EDUCATION:** Liceo Club de Leones...**OBTAINED:** Signed by Phillies as an amateur free agent, 11/24/98...**1999:** Made pro debut with Gulf Coast Phillies (R)...**2000:** Played 2nd season with GC Phillies...Tied-1st in GCL in SHO with teammate Yoel Hernandez...**2001:** Spent entire season with Lakewood (A)...Led all Phillies minor leaguers in SO...Struck out season-high 14 batters (7.0 IP), 7/12 at Lexington...Pitched 7.0 inning SHO, 8/2 (2) at Greensboro...Held opponents to .228 avg...Averaged 9.1 SO/9.0 IP...Pitched in Florida Instructional League...**2002:** Spent season with Clearwater (A)...Struck out a season-high 12 batters, 4/21 vs Tampa (6.0 IP)...Placed on DL, 6/24 (right elbow inflammation)...Activated, 7/1...Was shut down for remainder of season with right elbow pain following his start, 7/12 vs St. Lucie (7.0 IP, 2 ER)...Held opponents to .204 avg...Pitched in FIL.

YEAR	CLUB	W-L	ERA	G	GS	CG	SHO	SV	IP	H	R	ER	HR	HB	BB	SO	WP	BK
1999	Phillies, GCL	1-3	4.27	12	9	0	0	0	46.1	47.0	27	22	5	2	27	39	1	1
2000	Phillies, GCL	2-5	5.54	10	6	1	#1	0	39.0	44	30	24	3	2	12	22	5	1
2001	Lakewood	8-9	3.40	26	24	1	1	0	150.2	128	74	57	10	8	58	152	11	2
2002	Clearwater	4-8	3.97	17	17	1	0	0	99.2	73	48	44	14	5	48	87	3	1
Minors	Totals	15-25	3.94	65	56	3	2	0	335.2	292	179	147	32	17	145	300	20	5

Tied for League Lead

TORRES, JOHANNY...RHP...B-T: R-R...**HT:** 6-3; **WT:** 170...**BORN:** March 29, 1985, Santo Domingo, DR...**RESIDES:** Santo Domingo...**OBTAINED:** Signed as an amateur free agent, 5/16/02...**2002:** Spent 1st pro season with Guanuma (R)...Led Dominican Summer League in ERA and led team in wins, CG and SHO...Held opponents to .148 avg.

YEAR	CLUB	W-L	ERA	G	GS	CG	SHO	SV	IP	H	R	ER	HR	HB	BB	SO	WP	BK
2002	Phillies, DSL	10-2	*0.60	14	13	3	2	1	90.1	46	12	6	1	7	16	55	1	-

* League Leader

TOSCA, DANIEL SETH...C...B-T: L-R...**HT:** 6-0; **WT:** 180...**BORN:** November 1, 1980, Tampa, FL...**RESIDES:** Seffner, FL...**EDUCATION:** 1999 graduate Durant (FL) HS...**MISC:** Played Little League, American Legion, AAU Junior Olympic ball...**HOBBIES:** Fishing, hunting...**OBTAINED:** Phillies 6th round pick in June 1999 draft...**MISC:** Nephew of Blue Jays manager Carlos Tosca...**1999:** Made pro debut with Gulf Coast Phillies (R)...Promoted to Clearwater, 8/19...Sent back to GCL, 8/20...**2000:** Spent season with Batavia (A)...Reached base safely in final 9 games of season, 8/28-9/5 (12 H, 32 AB, 4 doubles, 7 RBI)...Participated in Florida Instructional League...**2001:** Spent season with Lakewood (A)...Hit 1st HR since 1999 on 7/11 vs Lexington...Placed on DL 7/1 (sore right shoulder)...Activated 7/6...Threw out 33% of potential basestealers (25-75)...Played in FIL...**2002:** Spent season with Lakewood (A)...Collected season-high 4 RBI, 6/6 at Asheville...Slugged 2 HR, 7/19 at Hickory.

MINOR LEAGUE PLAYERS

TOSCA (continued)

YEAR	CLUB	AVG	G	AB	R	H	2B	3B	HR	RBI	SH	SF	HP	BB	SO	SB	CS	E
1999	Phillies, GCL	.236	50	157	19	37	8	0	4	22	0	3	2	22	38	3	1	3
2000	Batavia	.260	42	150	15	39	13	2	0	16	1	3	2	15	34	1	0	2
2001	Lakewood	.158	56	183	16	29	9	0	1	12	0	2	0	22	66	1	1	8
2002	Lakewood	.239	71	234	26	56	19	2	5	29	3	1	3	19	56	2	2	8
Minors	Totals	.222	219	724	70	161	49	4	10	79	4	9	7	78	194	7	4	21

URUPON, IVIS JOAN...LHP...B-T: L-L...**HT:** 6-2; **WT:** 160...**BORN:** February 23, 1984, Valencia Carabobo, VZ...**RESIDES:** Guacara Carabobo, VZ...**OBTAINED:** Signed by Phillies as an amateur free agent, 3/7/02...**2002:** Spent 1st pro season with Mariara (R).

YEAR	CLUB	W-L	ERA	G	GS	CG	SHO	SV	IP	H	R	ER	HR	HB	BB	SO	WP	BK
2002	Phillies, VSL	0-1	4.26	11	1	0	0	1	25.1	22	13	12	1	4	8	15	2	0

VALDEZ, ANTONIO OVISPO...1B...B-T: R-R...**HT:** 6-3; **WT:** 195...**BORN:** November 11, 1983, Hato Mayor, DR...**RESIDES:** Hato Mayor...**OBTAINED:** Signed by Phillies as an amateur free agent, 11/1/01...**2002:** Spent 1st pro season with Guanuma (R).

YEAR	CLUB	AVG	G	AB	R	H	2B	3B	HR	RBI	SH	SF	HP	BB	SO	SB	CS	E
2002	Phillies, DSL	.239	51	163	37	39	8	2	7	22	-	-	-	20	37	3	1	6

VALERO, DEYWILS RAMON...OF...B-T: R-R...**HT:** 6-1; **WT:** 160...**BORN:** February 15, 1985, Caracas, VZ...**RESIDES:** Miranda, VZ...**OBTAINED:** Signed by Phillies as an amateur free agent, 5/31/02...**2002:** Spent 1st pro season with Mariara (R).

YEAR	CLUB	AVG	G	AB	R	H	2B	3B	HR	RBI	SH	SF	HP	BB	SO	SB	CS	E
2002	Phillies, VSL	.178	31	90	4	16	2	0	0	4	0	0	3	5	26	2	0	2

VAZQUEZ, HECTOR SANTANA...SS...B-T: S-R...**HT:** 6-0; **WT:** 170...**BORN:** November 25, 1984, Azua, DR...**RESIDES:** Azua...**OBTAINED:** Signed by Phillies as an amateur free agent, 11/2/01...**2002:** Spent 1st pro season with Guanuma (R).

YEAR	CLUB	AVG	G	AB	R	H	2B	3B	HR	RBI	SH	SF	HP	BB	SO	SB	CS	E
2002	Phillies, DSL	.257	64	257	52	66	13	4	8	37	-	-	-	29	51	8	6	2

VILLAMAR, OSCAR ALEXIS...C...B-T: R-R...**HT:** 6-1; **WT:** 180...**BORN:** May 19, 1982, Guayaquil, Ecuador...**RESIDES:** Guayaquil...**OBTAINED:** Signed as an amateur free agent, 10/19/00...**2001:** Made pro debut with Mariara Phillies (R).

YEAR	CLUB	AVG	G	AB	R	H	2B	3B	HR	RBI	SH	SF	HP	BB	SO	SB	CS	E
2001	Phillies, VSL	.244	48	119	15	29	4	0	2	10	0	0	0	19	28	3	1	4
2002	Phillies, VSL	.193	56	176	11	34	10	1	2	21	0	2	6	10	38	2	0	5
Minors	Totals	.214	104	295	26	63	14	1	4	31	0	2	6	29	66	5	1	9

VUKOVICH, VINCENT JOHN (Vince)...OF...B-T: L-R...**HT:** 6-0; **WT:** 175...**BORN:** May 6, 1980, Stratford, NJ...**RESIDES:** Voorhees, NJ...**EDUCATION:** 1998 graduate Eastern HS; attended University of Delaware...**OBTAINED:** Phillies 20th round pick in June 2001 draft...**MISC:** Father is Phillies third base coach John Vukovich...**HOBBIES:** Hunting, fishing, movies, music...**2001:** Began pro career with Batavia (A), 6/20 vs Auburn...Singled for 1st pro hit, 6/25 at New Jersey...Hit .393 (11-28, 2 2B, 3 RBI) during season-high 8-game hitting streak, 7/27-8/7...Hit 1st pro HR, 8/21 vs New Jersey...Played in Florida Instructional League...**2002:** Began season in extended spring training...Added to Lakewood (A) roster, 6/13...Reached base safely in 13 straight games, 7/13-28 (16 H, 2 BB)...Made 33 appearances in LF, 17 in RF and 8 in CF.

YEAR	CLUB	AVG	G	AB	R	H	2B	3B	HR	RBI	SH	SF	HP	BB	SO	SB	CS	E
2001	Batavia	.201	46	149	19	30	6	0	1	14	2	3	2	14	25	4	2	3
2002	Lakewood	.245	59	184	20	45	11	1	0	9	5	1	2	21	34	5	5	3
Minors	Totals	.225	105	333	39	75	17	1	1	23	7	4	4	35	59	9	7	6

WALSH, SEAN SEBASTIAN...3B...B-T: R-R...**HT:** 6-4; **WT:** 220...**BORN:** November 15, 1979, Catskill, NY...**RESIDES:** Aiken, SC...**EDUCATION:** 1997 graduate Catskill HS; attended Radford University and North Carolina St. University...**MISC:** Played Little League, Babe Ruth, American Legion ball...**HOBBIES:** Movies, basketball...**OBTAINED:** Phillies 47th round pick in June 2001 draft...**2001:** Spent 1st pro season with Batavia (A)...Tied for 3rd in New York-Penn League in 2B...Hit .333 (7-21) to start season with 5-game hitting streak, 6/19-28...Reached base safely in final 6 games, hitting .316 (6-19), 9/1-5...Led team in doubles and HP and tied for 1st in runs...**2002:** Spent season with Lakewood (A)...Led team in steals...Had a season-high 4 RBI, 5/7 vs Greensboro...Hit .313 with RISP...Played in Florida Instructional League.

YEAR	CLUB	AVG	G	AB	R	H	2B	3B	HR	RBI	SH	SF	HP	BB	SO	SB	CS	E
2001	Batavia	.274	63	215	35	59	20	2	2	24	1	3	11	27	44	8	6	12
2002	Lakewood	.259	90	274	34	71	9	1	1	28	3	1	12	31	58	26	4	10
Minors	Totals	.265	153	489	69	130	29	3	3	52	4	4	23	58	102	34	10	22

MINOR LEAGUE PLAYERS

WARDINSKY, RYAN WAYNE...INF...B-T: S-R...HT: 6-1; WT: 185...**BORN**: November 28, 1979, Kalispell, MT...**RESIDES**: Kalispell...**EDUCATION**: Texas A&M University...**OBTAINED**: Phillies 30th round pick in June 2002 draft...**2002**: Began pro career with Gulf Coast Phillies (R)...Promoted to Batavia (A), 7/12...Placed on DL, 8/17 (right hamstring pull)...Activated, 8/26...Played in Florida Instructional League.

YEAR	CLUB	AVG	G	AB	R	H	2B	3B	HR	RBI	SH	SF	HP	BB	SO	SB	CS	E
2002	Phillies, GCL	.220	23	59	8	13	1	0	0	8	2	2	3	10	10	3	3	3
	Batavia	.262	26	84	8	22	2	0	1	7	0	0	3	8	24	2	2	3
Minors	Totals	.248	49	143	16	35	3	0	1	15	2	2	6	18	34	5	5	6

WEAVER, JAMES ERIC (Eric)...RHP...B-T: R-R...HT: 6-5; WT: 241...**BORN**: August 4, 1973, Springfield, IL...**RESIDES**: Springfield...**OBTAINED**: Acquired from LA, 3/26/02, for no compensation; originally signed as an amateur free agent by Dodgers, July 22, 1991...**1992**: Began pro career with Vero Beach (A)...Pitched a no-hitter, 7/27 at Ft. Lauderdale...**1993**: Had 3rd-most SO and tied for 3rd-most starts in LA's minor leagues for Bakersfield (A)...**1994**: Was limited to just 7 starts due to injury...Placed on DL 5/1 (sore right shoulder)...Activated 8/31...**1995**: Spent entire season with San Antonio (AA)...Led club in SO and BB and tied for team lead in starts...Went 3-1 in 20 games for Sun Cities in Arizona Fall League...**1996**: Split season between San Antonio and Albuquerque (AAA)...Finished 2nd among Texas League pitchers with .234 opposing avg and 5th in ERA...TL All-Star...Won 5 straight starts, 5/31-6/22...Pitched 17.0 shutout innings over 2 starts, 6/5 & 11, to earn TL Pitcher of the Week honors...**1997**: Was a combined 7-5, 4.87 ERA in 34 games (21 starts) for Albuquerque and San Antonio...**1998**: Began season with Albuquerque...Recalled on 5/29...Made ML debut, 5/30 vs CIN in relief (3.1 IP)...Optioned back to Albuquerque, 6/8...Pitched exclusively in relief for Albuquerque for 1st time in pro career...Averaged 9.2 SO/9.0 IP...Recalled again on 9/1...Earned 1st ML win, 9/13 at SD (1.0 IP)...**1999**: Made 3 straight starts, 7/26-8/5...Did not allow a run in final 5 appearances (5.0 IP)...Had a 2.87 ERA in 9 home games...Held lefthanders to .154 avg...**2000**: Signed by ANA, 1/20...Finished 5th in Pacific Coast League in saves...Earned the save in 6 of final 8 appearances...**2001**: Signed by SD, 1/20, and was released, 3/28...Signed with Puebla of Mexican League in May...Posted a 2.93 ERA in 13 games before signing with CWS, 7/6, and being assigned to Birmingham (AA)...Allowed ER in just 1 of first 13 appearances (16.2 IP)...Held opposing batters to .217 avg...Had a 0.45 ERA in 15 home games...Signed by LA, 11/6...**2002**: Traded to Phillies, 3/26...Spent season with Reading (AA)...Earned the win or save in 8 consecutive appearances, 4/19-5/9...Held righthanders to .186 avg...Averaged 9.4 SO/9.0 IP.

YEAR	CLUB	W-L	ERA	G	GS	CG	SHO	SV	IP	H	R	ER	HR	HB	BB	SO	WP	BK
1992	Vero Beach	4-11	4.12	19	18	1	0	0	89.2	73	52	41	7	1	57	73	17	2
1993	Bakersfield	6-11	4.28	28	27	0	0	0	157.2	135	89	75	10	2	118	110	16	0
1994	Vero Beach	1-3	6.75	7	7	0	0	0	24.0	28	20	18	3	1	9	22	1	0
1995	San Antonio	8-11	4.07	27	26	1	0	0	141.2	147	83	64	10	7	72	105	8	2
1996	San Antonio	10-5	3.30	18	18	1	1	0	122.2	106	51	45	6	3	44	69	2	1
	Albuquerque	1-4	5.40	13	8	0	0	0	46.2	63	39	28	5	3	22	38	3	0
1997	Albuquerque	0-3	6.42	21	8	0	0	0	68.2	101	53	49	6	2	38	54	4	0
	San Antonio	7-2	3.61	13	13	2	1	0	84.2	80	43	34	4	5	38	60	2	0
1998	Albuquerque	2-5	5.55	46	0	0	0	3	61.2	65	41	38	7	3	32	63	2	0
	LOS ANGELES	2-0	0.93	7	0	0	0	0	9.2	5	1	1	1	0	6	5	0	0
1999	SEATTLE	0-1	10.61	8	0	0	0	0	9.1	14	12	11	2	0	8	14	5	0
	Tacoma	1-2	3.86	16	3	0	0	1	25.2	22	11	11	4	1	7	22	1	0
2000	Edmonton	1-2	4.14	34	0	0	0	13	37.0	37	20	17	5	2	13	36	3	0
	ANAHEIM	0-2	6.87	17	0	0	0	0	18.1	20	16	14	5	0	16	8	1	0
2001	Puebla (Mexico)	0-0	2.93	13	1	0	0	0	15.1	15	6	5	1	0	10	15	1	0
	Birmingham	3-3	3.45	24	0	0	0	2	31.1	25	14	12	3	0	16	31	2	0
2002	Reading	5-4	4.20	37	0	0	0	7	45.0	38	24	21	7	0	26	47	8	0
Minors	Totals	49-66	4.33	316	129	5	2	26	951.2	935	546	458	78	30	502	745	70	5
ML	Totals	2-3	6.27	32	0	0	0	0	37.1	39	29	26	8	0	30	27	6	0

WILSON, MICHAEL JAMES (Mike)...RHP...B-T: R-R...HT: 6-7; WT: 235...**BORN**: June 12, 1980, South Bend, IN...**RESIDES**: El Cajon, CA...**EDUCATION**: 1998 graduate Granite Hills (El Cajon, CA) HS...**MISC**: Played Little League...**HOBBIES**: Computers, television production...**OBTAINED**: Phillies 8th round selection in June 1998 draft...Amateur: 4-year varsity letterman in basketball and baseball; Player of the Year, basketball and baseball, 1997-1998...Holds all Granite Hills HS basketball scoring records as well as records in total rebounds, steals, assists and blocked shots...**1998**: Made pro debut at Martinsville (R)...Florida Instructional League...**1999**: Pitched at Batavia (A)...Won season opener by pitching a 1-hitter, 6/16 vs Jamestown (8 IP, 1 R, 1 ER, 3 BB, 6 SO)...Struck out 11, 7/1 vs St. Catharines...Shut down, 8/31 (right shoulder inflammation)...FIL for 2nd straight year...**2000**: Had right shoulder surgery, 2/15 and missed entire season (Dr. Lewis Yocum)...**2001**: Spent season with Batavia (A)...Finished 10th in New York-Penn League in ERA...Pitched CG, 8/1 vs Staten Island (9.0 IP, 1 ER)...Pitched at least 5.0 innings in 12 of 14 starts...Allowed 3 ER or less in 13 of 14 starts...Was 3-2, 1.28 ERA in 6 home starts...Pitched in FIL...**2002**: Began season in extended spring training...Transferred to Lakewood (A), 5/25, and appeared in 5 games before being promoted to Clearwater (A), 6/24...Compiled a 3.63 ERA in 8 starts...Held lefthanders to .233 avg.

MINOR LEAGUE PLAYERS

WILSON (continued)

YEAR	CLUB	W-L	ERA	G	GS	CG	SHO	SV	IP	H	R	ER	HR	HB	BB	SO	WP	BK
1998	Martinsville	1-3	4.81	9	7	0	0	0	39.1	40	25	21	6	0	13	40	8	0
1999	Batavia	5-3	3.64	13	13	1	0	0	84.0	66	42	34	7	10	29	73	5	0
2000	Batavia	Injured - Did not pitch																
2001	Batavia	4-4	2.58	14	14	1	0	0	80.1	89	37	23	6	5	23	51	2	0
2002	Lakewood	0-0	0.00	5	0	0	0	3	8.1	3	0	0	0	1	0	7	0	0
	Clearwater	1-7	4.28	12	8	0	0	1	54.2	51	27	26	2	4	29	44	4	0
Minors	Totals	11-17	3.51	53	42	2	0	4	266.2	249	131	104	21	20	94	215	19	0

WINEGARDEN, ERIK S...C...B-T: L-R...HT: 6-1; WT: 200...BORN: December 5, 1979, Minoc, ND...RESIDES: Eden Prairie, MN...EDUCATION: New Mexico State University...OBTAINED: Phillies 26th round pick in June 2002 draft...2002: Split first pro season between Gulf Coast Phillies (R) and Batavia (A).


YEAR	CLUB	AVG	G	AB	R	H	2B	3B	HR	RBI	SH	SF	HP	BB	SO	SB	CS	E
2002	Phillies, GCL	.211	31	90	14	19	6	1	2	16	0	3	1	17	19	5	0	5
	Batavia	.282	10	39	6	11	3	0	0	5	0	1	1	6	6	0	0	1
Minors	Totals	.233	41	129	20	30	9	1	2	21	0	4	2	23	25	5	0	6

YOUNGBAUER, SCOTT ALAN...SS...B-T: S-R...HT: 6-1; WT: 175...BORN: January 14, 1979, Wichita, KS...RESIDES: Powder Springs, GA...EDUCATION: 1997 graduate McEachern HS; attended Georgia State University...MISC: Played Little League and semipro ball...In 1999 played for the Alaska Goldpanners in the Alaskan Baseball League...Father Jeff Youngbauer played in the Twins and Orioles organizations for six seasons...HOBBIES: Art and school...OBTAINED: Phillies 10th round pick in June 2000 draft...2000: Hit .393 with 16 HR, 67 RBI at Georgia State U.... Made pro debut with Batavia (A), 6/20 at Mahoning Valley...Collected hits in first 6 games of pro career (8-26)...Reached base safely in 12 consecutive games, 7/27-8/7 (14 H, 50 AB, 10 RBI)...Phillies Minor League Player of the Week, 7/31-8/6...Had 4 RBI, 8/2 vs Hudson Valley...Had left ankle surgery, 9/3 (Dr. Landfried)...2001: Spent season with Lakewood (A)...Led team and finished 4th in South Atlantic League in doubles...Led all SAL shortstops in assists (335), total chances (555) and double plays (72)...Hit .333 (4-12), 10 RBI with bases loaded...2002: Began season in Lakewood...Promoted to Clearwater, 4/23...Set season highs with 4 hits and 5 RBI, 5/6 at Sarasota...Phillies Minor League Player of the Week, 7/18-21...Fell a single short of hitting for the cycle, 8/8 vs Ft. Myers (3-4, 2B, 3B, HR, RBI, 2 R)...Had season-longest 11-game hit streak, 8/15-29 (.381, 16-42, 4 2B, 3B, HR, 8 RBI, 13 R)...Played in Florida Instructional League.

YEAR	CLUB	AVG	G	AB	R	H	2B	3B	HR	RBI	SH	SF	HP	BB	SO	SB	CS	E
2000	Batavia	.235	66	251	41	59	16	2	6	35	1	4	0	22	40	0	0	23
2001	Lakewood	.218	125	467	40	102	35	1	5	40	3	4	1	30	97	4	6	43
2002	Lakewood	.295	17	61	9	18	6	2	3	10	0	0	1	7	10	0	2	5
	Clearwater	.236	106	406	60	96	25	7	9	47	2	4	2	38	78	3	4	35
Minors	Totals	.232	314	1185	150	275	82	12	23	132	6	12	4	97	225	7	12	106

2002 MINOR LEAGUE PITCHERS AND PLAYERS OF THE WEEK

Pitcher	Player
4/4-14	Taft Cable (rhp), LK
4/15-21	Ken Pumphrey (rhp), RD
4/22-28	Brett Myers (rhp), SWB
4/29-5/5	Gavin Floyd (rhp), LK
5/6-12	Eric Junge (rhp), SWB
5/13-19	Ryan Madson (rhp), RD
5/20-26	Taylor Buchholz (rhp), CL
5/27-6/2	Joe Roa (rhp), SWB
6/3-9	Yoel Hernandez (rhp), CL
6/10-6/16	Jeff D'Amico (rhp), SWB
6/17-23	Ryan Madson (rhp), RD
6/24-30	Carlos Cabrera (rhp), BA
7/1-7	Joe Roa (rhp), SWB
7/8-14	Elizardo Ramirez (rhp), GC
7/15-21	Matire Franco (rhp), RD
7/22-28	Gavin Floyd (rhp), LK
7/29-8/4	Francisco Butto (rhp), GC
8/5-8/11	Layne Dawson (lhp), LK
8/12-18	Layne Dawson (lhp), LK
8/19-25	Seung Lee (rhp), CL
	Jorge Padilla (of), RD
	Chase Utley (3b), SWB
	Marlon Byrd (of), SWB
	Travis Chapman (3b), RD
	Johnny Estrada (c), SWB
	Ryan Howard (1b), LK
	Nate Espy (1b), RD
	Nate Espy (1b), RD
	Marlon Byrd (of), SWB
	Eric Valent (of), SWB
	Juan Richardson (3b), CL
	Jay Sitzman (of), RD
	Jeff Phelps (3b), LK
	Troy McNaughton (of), CL
	Scott Youngbauer (2b), CL
	Josue Perez (of), RD
	Eric Valent (of), SWB
	J.P. Roberge (1b), SWB
	Anderson Machado (ss), RD
	Eric Valent (of), SWB



Bobby Abreu

2003 PHILLIES

Bowa's Biography	202-204
Clubhouse Personnel.....	197-198
Coaches' Biographies.....	204-209
Medical Staff.....	196-197
Non-Roster Player Biographies.....	311-329
Player Biographies	210-310
Roster	199-201
Spring Training Information.....	331-332

MEDICAL STAFF



MICHAEL G. CICCOTTI, MD
Director of Medical Services

Born: Scranton, PA, 11/3/60 . . . **Home:** Penn Valley, PA . . . Married Patricia Ann McDade; four children, Michael, Matthew, Emily and Caroline.

Fifth season with the Phillies . . . Graduate of the College of the Holy Cross in Worcester, MA and Georgetown University School of Medicine in Washington, DC . . . Completed an Orthopaedic Residency Training at Thomas Jefferson University Hospital followed by a Fellowship in Sports Medicine at the Kerlan-Jobe Sports Clinic in Los Angeles, CA . . . Served as Team Physician Assistant for all the Los Angeles professional sports teams and the University of Southern California

athletic program while in LA . . . Returned to the Rothman Institute and Thomas Jefferson University where he is an orthopaedic sports medicine specialist and serves as Clinical Associate Professor of Orthopaedic Surgery, Director of the Sports Medicine Fellowship Program and Chief of the Division of Sports Medicine at Thomas Jefferson University . . . Has served as orthopaedic consultant for the US Women's National Soccer Team, the Philadelphia Flyers and the Philadelphia Eagles . . . Recognized by the Pennsylvania Orthopaedic Society, the Eastern Orthopaedic Society, the American Academy of Orthopaedic Surgeons and the American Orthopaedic Society for Sports Medicine for his contributions to orthopaedic research and sports medicine . . . Named as one of the Top Doctors in Philadelphia as well as one of the Best Doctors in America . . . Also currently serves as Team Physician for St. Joseph's University, the Philadelphia Marathon, and the Philadelphia Distance Run.



JOHN M. McSHANE, MD
Assistant Director of Medical Services

Born: Philadelphia, PA, 5/13/59 . . . **Home:** Wayne, PA . . . Married, wife's name is Colleen; two children, Brendan, Casey.

Fifth year as Assistant Team Physician . . . Earned a BS degree in Biology, with honors, from Villanova University . . . Graduate of Temple University School of Medicine in 1987 . . . Residency in Family Medicine and Fellowship in Sports Medicine at UCLA Medical Center in Los Angeles, where he served as team physician for football, basketball, tennis and gymnastics . . . Served as Medical Liaison to United States Olympic Festival . . . Team Physician to Women's Junior National

Basketball Team, 1992 . . . Following his fellowship, was hired as the Director of Sports Medicine at the University of California, Berkeley . . . Returning home in 1995, he was appointed Director of the Sports Medicine Fellowship Program at Thomas Jefferson University, in the department of Family Medicine . . . Director of Sports Medicine at Riddle Memorial Hospital . . . Has served as Team Physician to the Philadelphia Eagles, Philadelphia Phantoms, and Philadelphia Kixx . . . Currently Team Physician to the Philadelphia Freedoms of the World Team Tennis Pro League, Major League Lacrosse, Cabrini College, Neumann College, Cheyney University, Radnor High School, Garnet Valley High School and Williamson Free Trade School and The Philadelphia Marathon and Distance Run . . . Named as one of the Top Doctors in Philadelphia . . . Member the American College of Sports Medicine and serves on the Board of Directors of the American Medical Society for Sports Medicine.



JEFF COOPER
Athletic Trainer

Born: Wilmington, DE, 12/30/51 . . . **Home:** Wilmington, DE . . . Married Alice Denise Bennett; two daughters, Sarah (7/8/81) and Amanda (10/10/83).

Twenty-third year as Phillies head athletic trainer, longest stint for an athletic trainer in Philadelphia sports history . . . He worked five years as assistant under Don Seger beginning in 1976; accepted the head trainer position in 1981 . . . Began career as an athletic trainer in the Phillies system in 1970 with the Pulaski farm club . . . Also worked at Reading and Caguas, PR . . . Graduate of Conrad High School . . . Holds BS degree in Physical Education from the University of Delaware . . . MS Degree

in Athletic Training from Indiana State University . . . Certified member of the National Athletic Trainers Association, 1976 . . . Member of the American College of Sports Medicine and the National Strength and Conditioning Association . . . Member: Steering Committee of the Baseball and Spitting Tobacco Initiative of Major League Baseball, National Cancer Institute, National Institute of Dental Research . . . Member: National Advisory Board of the National Spit Tobacco Education Program, Oral Health America . . . Consultant: Physiotherapy Associates, Memphis, TN . . . Served two terms as President, PBATS (Professional Baseball Athletic Trainers Society), 1990-1993 . . . Selected to serve as National League athletic trainer at the 1985, 1991 and 1996 All-Star Games . . . Received University of Delaware Presidential Citation for Outstanding Achievement in 1993 . . . Received PBATS Athletic Training Staff of the Year award for 1994 . . . Selected to serve as athletic trainer for MLB All-Star team which traveled to Japan, 2002.

MEDICAL STAFF



MARK ANDERSEN
Assistant Athletic Trainer

Born: Philadelphia, PA, 6/18/59 . . . **Home:** West Chester, PA . . . Married Victoria Andre; one daughter, Rachel Vaughn (9/10/92).

Eighteenth year as Phillies assistant athletic trainer, beginning in 1986 . . . First worked as student athletic trainer with the Phillies from 1981-83 . . . Worked at Spartanburg (1984), Peninsula (1985) and Zulia of the Venezuelan Winter League (1985-87) . . . Served as athletic trainer for Phillies Dream Week, 1986-97 . . . Graduate of Abington (PA) High School . . . Graduate of East Stroudsburg State University with a BS degree in Physical Education . . . Certified member of the National Athletic Trainers Association, 1983 . . . Member of the Pennsylvania Athletic Trainers Society and the National Strength and Conditioning Association . . . Received PBATS (Professional Baseball Athletic Trainers Society) Athletic Training Staff of the Year award for 1994 . . . Selected to serve as National League athletic trainer at the 1998 All-Star Game.



SCOTT HOFFMAN
Conditioning Coordinator

Born: Lowville, NY, 4/8/67 . . . **Home:** Palm Harbor, FL . . . Single.

Eighth year as Phillies Conditioning Coordinator, hired towards the end of the 1995 season (August 25) . . . Was the minor league strength and conditioning coach for the Cleveland Indians organization, 1991-95 . . . Graduated from Springfield College in 1989 with a BS degree in Health and Fitness . . . Held an internship with the US Naval Academy in 1989 . . . Was a graduate assistant at the University of Akron, 1990-91 . . . Member of National Strength and Conditioning Association (NSCA) and is Certified Strength and Conditioning Specialist (CSCS).

PHILLIES ATHLETIC TRAINERS

1941-45	Leo Miller
1946-47	Dusty Cooke
1948-62	Frank Wiechec
1963-68	Joe Liscio
1969-80	Don Seger
1981-	Jeff Cooper

CLUBHOUSE PERSONNEL



FRANK COPPENBARGER
Manager, Equipment and Team Travel

Born: Decatur, IL, 4/9/56 . . . **Home:** Cherry Hill, NJ . . . Married Christine Riemer; one daughter, Caitlyn Sangita (8/29/90); one son, John Roy (7/11/94).

Fifteenth year as Phillies Equipment Manager, beginning in 1989 . . . In addition, assumed team travel responsibilities in 1999 . . . Selected as Equipment Manager for Major League Baseball's tour of Japan in 1998 . . . Began his career in baseball helping out in the clubhouse and as batboy, 1967-1974, for the Decatur Giants of the Midwest League . . . Was Equipment Manager for Quad Cities (1977) and Salinas (1978) of the California Angels organization . . . Went 0-1 in his first/last professional plate appearance with Salinas, 8/30/78 (2) vs Lodi (batted 3rd as the DH) . . . Worked for Springfield, St. Louis Cardinals' triple-A club, 1979-81 . . . Promoted to Assistant Equipment Manager for St. Louis, 1981-88 . . . Graduate of Stephen Decatur High School (IL) . . . Attended Millikin University (IL).



KEVIN STEINHOOR
Manager, Visiting Clubhouse

Born: Springfield, IL, 5/16/68 . . . **Home:** Tabernacle, NJ . . . Married Tina George, 2/6/88; two daughters, Kylie Rae (6/11/96) and Brooke Alexa (3/22/99).

Twelfth season as manager of the visiting clubhouse, beginning in 1992 . . . Joined the Phillies in September 1989 as Assistant Equipment Manager . . . Began his career helping out in the clubhouse and as batboy, 1981-87, for Springfield (A) . . . Was Equipment Manager at Louisville (AAA), 1988-89 . . . 1986 graduate of Springfield-Lanphier High School (IL), the same school that produced Phillies Hall of Famer Robin Roberts.

CLUBHOUSE PERSONNEL



PHIL SHERIDAN

Assistant, Home Clubhouse

Born: Philadelphia, PA, 6/9/70 . . . **Home:** Woolwich Township, NJ . . . Married Christina Grasso (1/3/98); one son, Luke Thomas (11/24/00).

Twelfth season with the Phillies, beginning in June 1992 . . . Worked in the Phillies home clubhouse, 1992-97 . . . Was assistant in the visiting clubhouse in 1998 and began his current position as assistant in the home clubhouse in 1999 . . . 1988 graduate of Malvern Prep and 1992 graduate of the University of Notre Dame . . . At Notre Dame was Senior student equipment manager on scholarship . . . Fighting Irish participated in two Orange Bowls (1990 and 1991) and the Sugar Bowl (1992) during his stay . . . Member of Notre Dame Monogram Club.



DAN O'ROURKE

Assistant Equipment Manager

Born: Philadelphia, PA, 1/9/67 . . . **Home:** Cherry Hill, NJ . . . Married Lisa Gibson (12/3/94); two daughters, Darby Ann (1/14/97) and Megan Ruth (1/22/99).

Enters his third season with the Phillies, following 10 years with the Houston Astros in the same position, as their assistant clubhouse manager . . . In addition is responsible for the umpires' room . . . Previously worked for the Phillies as a batboy and clubhouse attendant (1985-1990) . . . Member of Phillies 1996 All-Star Game clubhouse staff . . . 1984 graduate of Northeast High School.

BULLPEN CATCHER



CLEMENTE ALVAREZ

Born: Anzoategui, VZ, 5/18/68 . . . **Home:** Anzoategui, VZ . . . Married, wife's name is Arelys; one daughter, Cleares (10/18/92) and one son, Roberto (7/28/99).

Enters his third season as Phillies bullpen catcher . . . Went to spring training with the Phillies as a non-roster invitee in 2001 and retired after being offered his current position . . . Played professionally for 12 seasons with 3 different organizations: the White Sox (1987-94, 97), Expos (1995) and Phillies (1999-2000) . . . Played at A, AA and AAA for the Phillies in 2000 before making his major league debut after a September call-up, 9/19 vs PIT (went 0-2 catching final 3 innings) . . . Got 1st and only ML hit in his lone ML start, 10/1 at Florida.

2003 PHILLIES ROSTER

Manager: Larry Bowa (10) Coaches: Greg Gross (21), Ramon Henderson (59), Joe Kerrigan (45), Tony Scott (30), Gary Varsho (7), John Yukovich (18)
 Team Physicians: Dr. Michael Cicchetti, Dr. John McShane Athletic Trainer: Jeff Cooper Assistant Athletic Trainer: Mark Anderson Conditioning Coordinator: Scott Hoffman

NO.	PITCHERS (21)	B-T	HT	WT	BORN	BIRTHPLACE	RESIDENCE	2002 CLUB(S)	W-L	ERA	G	GS	CG	SHO	SV	IP	H	R	ER	HR	HB	BB	SO	WP	BK	MLSER	
51	Adams, Terry	R-R	6-3	220	3/6/73	Mobile, AL	Semmes, AL	PHILLIES	7-9	4.35	46	19	0	0	0	136.2	132	76	66	9	3	58	96	8	0	7.049	
62	Bailey, Brad	R-R	6-9	205	8/24/79	Dade City, FL	Tampa, FL	Reading	7-9	4.17	21	21	1	0	0	116.2	111	69	54	12	8	51	64	9	0	0.000	
48	Coggin, David	R-R	6-4	215	10/30/76	Covina, CA	Upland, CA	PHILLIES	2-5	4.68	38	7	0	0	0	77.0	65	42	40	4	4	51	64	11	0	1.121	
37	Cornier, Rheal	L-L	5-10	195	4/23/67	Moncton, NB, Canada	Voorhees, NJ	PHILLIES	5-6	5.25	54	0	0	0	0	60.0	61	38	35	6	4	32	49	4	0	10.054	
31	Duckworth, Brandon	R-R	6-2	195	1/23/76	Salt Lake City, UT	Kearns, UT	PHILLIES	8-9	5.41	30	29	0	0	0	163.0	167	103	98	26	7	69	167	10	0	1.055	
61	Hancock, Josh	R-R	6-3	217	4/17/78	Cleveland, MS	Tupelo, MS	Trenton Pawtucket BOSTON	3-4 4-2 0-1	3.61 3.45 3.68	15 8 3	14 8 1	2 0 0	0 0 0	1 0 0	84.2 44.1 7.1	82 39 5	40 20 3	34 17 5	9 2 3	5 1 0	18 26 2	69 29 6	5 3 0	0	0.027	
28	Junge, Eric	R-R	6-5	215	1/5/77	Manhasset, NY	New York, NY	Scranton PHILLIES	12-6 2-0	3.54 1.42	29 4	29 1	29 0	1 0	0 0	180.2 12.2	170 14	77 3	71 2	16 0	5 5	67 11	126 10	10 0	0	0.020	
63	Madsen, Ryan	L-R	6-6	180	8/28/80	Long Beach, CA	Moreno Valley, CA	Reading	*16-4	3.20	26	26	2	0	0	171.1	150	68	61	11	12	53	132	5	0	0.000	
54	Mercado, Hector	L-L	6-3	235	4/29/74	Catano, PR	Dorado, PR	PHILLIES Scranton	2-2 3-1	4.62 1.62	31 26	3 0	0 0	0 0	0 3	39.0 33.1	32 22	20 6	2 2	3 1	25 12	40 43	3 2	1	2.135		
49	Mesa, Jose	R-R	6-3	230	5/22/66	Azua, DR	Westlake, OH	PHILLIES	4-6	2.97	74	0	0	0	0	45	75.2	65	26	25	5	4	39	64	9	0	12.028
34	Millwood, Kevin	R-R	6-4	220	12/24/74	Gastonia, NC	Duluth, GA	ATLANTA	18-8	3.24	35	34	1	1	0	217.0	186	83	78	16	8	65	178	4	0	5.059	
39	Myers, Brett	R-R	6-4	215	8/17/80	Jacksonville, FL	Jacksonville, FL	Scranton PHILLIES	9-6 4-5	3.59 4.25	19 12	19 12	4 1	0 0	0 0	128.0 72.0	121 73	54 38	51 34	9 11	3 6	20 29	97 34	1 2	0	0.068	
44	Padilla, Vicente	R-R	6-2	215	9/27/77	Chinandega, Nicaragua	Chinandega, Nicaragua	PHILLIES	14-11	3.28	32	32	1	1	0	206.0	198	83	75	16	15	53	128	6	2	2.105	
64	Perez, Franklin	R-R	6-2	175	6/10/78	Bani, DR	Bani, DR	Reading	3-2	3.72	40	12	0	0	0	5	101.2	98	48	42	8	8	36	68	11	1	0.000
19	Plesac, Dan	L-L	6-5	217	2/4/62	Gary, IN	Valparaiso, IN	TORONTO PHILLIES	1-2 2-1	3.38 4.70	19 41	0 0	0 0	0 0	0 1	13.1 23.0	11 16	5 12	5 5	0 0	6 14	0 0	0 0	0 0	17.000		
35	Roa, Joe	R-R	6-2	206	10/17/71	Southfield, MI	Royal Oak, MI	Scranton PHILLIES	14-0 4-4	1.86 4.04	17 14	17 11	0 0	0 0	0 0	111.0 71.1	83 78	24 33	23 4	4 16	74 0	2 1	0 0	0 0	1.075		
52	Silva, Carlos	R-R	6-4	240	4/23/79	Bolivar, VZ	Bolivar, VZ	PHILLIES Reading - a	5-0 0-0	3.21 0.00	68 2	0 0	0 0	0 0	0 1	84.0 3.0	88 30	34 4	30 4	4 22	41 3	0 0	1 0	0 0	1.000		
57	Smith, Bud	L-L	6-0	170	10/23/79	Torrance, CA	Lakewood, CA	Memphis ST. LOUIS Scranton	3-0 1-5 0-1	2.13 6.94 4.15	6 11 3	6 10 0	0 0 0	0 0 0	0 0 0	38.0 48.0 17.1	33 67 21	10 39 8	9 37 4	1 4 1	2 3 6	34 22 11	0 0 0	0 0 0	0.169		
70	Wedel, Jeremy	R-R	6-0	195	11/27/76	Wasco, CA	Wasco, CA	Scranton	7-1	2.69	43	0	0	0	0	1	60.1	60	24	18	1	4	20	34	1	1	0.000
13	Wendell, Turk	L-R	6-2	205	5/19/67	Pittsfield, MA	Castle Rock, CO	PHILLIES	Injured - Did Not Pitch																	8.068	
43	Wolf, Randy	L-L	6-0	198	8/22/76	Canoga Park, CA	West Hills, CA	PHILLIES Clearwater - a	11-9 0-0	3.20 0.00	31 1	31 1	3 0	2 0	0 0	210.2 5.0	172 1	77 0	75 0	23 63	172 4	4 0	0 0	0 0	0 0	3.115	

2003 PHILLIES ROSTER

NO. CATCHERS (2)		B-T	HT	WT	BORN	BIRTHPLACE	RESIDENCE	2002 CLUB(S)	AVG	G	AB	R	H	2B	3B	HR	RBI	SH	SF	HP	BB	SO	SB	CS	E	MLSER
24	Lieberthal, Mike	R-R	6-0	195	1/18/72	Glendale, CA	Westlake Village, CA	PHILLIES	.279	130	476	46	133	29	2	15	52	0	2	14	38	58	0	1	6	8.005
3	Pratt, Todd	R-R	6-3	235	2/9/67	Bellevue, NE	Deerfield Beach, FL	PHILLIES	.311	39	106	14	33	11	0	3	16	0	2	4	24	28	2	0	0	8.052

NO. INFELDERS (10)		B-T	HT	WT	BORN	BIRTHPLACE	RESIDENCE	2002 CLUB(S)	AVG	G	AB	R	H	2B	3B	HR	RBI	SH	SF	HP	BB	SO	SB	CS	E	MLSER
4	Bell, David	R-R	5-10	195	9/14/72	Cincinnati, OH	Jupiter, FL	SAN FRANCISCO	.261	154	552	82	144	29	2	20	73	6	7	9	54	80	1	2	12	7.048
2	Houston, Tyler	L-R	6-1	218	1/17/71	Long Beach, CA	Henderson, NV	MILWAUKEE LOS ANGELES	.302 .200	76 35	255 65	25 9	77 13	15 5	2	7	33	4	1	4	14	41	1	0	8	7.000
65	Machado, Anderson	S-R	5-11	165	1/25/81	Caracas, VZ	Caracas, VZ	Reading	.251	126	450	71	113	24	3	12	77	18	5	2	72	118	40	11	28	0.000
9	Perez, Tomas	S-R	5-11	185	12/29/73	Barquisimeto, VZ	Barquisimeto, VZ	PHILLIES Reading - a	.250 .444	92 2	212 9	22 2	53 4	13	1	5	20	2	1	1	21	40	1	0	4	4.140
27	Polanco, Placido	R-R	5-10	185	10/10/75	Santo Domingo, DR	Miami, FL	ST. LOUIS PHILLIES STL/PHI	.284 .286 .288	94 53 147	342 206 548	47 28 75	87 66 158	19 13	1	5	27	9	0	4	12	27	3	1	6	4.064
8	Punto, Nick	S-R	5-9	175	11/8/77	San Diego, CA	Mission Viejo, CA	PHILLIES Scranton	.167 .271	9 115	6 443	0 74	1 120	0 12	0 5	0 1	0 29	0 6	1 3	0 2	0 76	84	#42	8	19	0.068
68	Richardson, Juan	R-R	6-1	175	1/27/79	Bani, DR	Bani, DR	Clearwater	.257	122	456	52	117	21	2	18	83	0	2	14	44	122	0	6	21	0.000
6	Rollins, Jimmy	S-R	5-8	165	11/27/78	Oakland, CA	Alameda, CA	PHILLIES	.245	154	*637	82	156	33	*10	11	60	6	4	4	54	103	31	13	14	2.015
25	Thome, Jim	L-R	6-4	240	8/27/70	Peoria, IL	Aurora, OH	CLEVELAND	.304	147	480	101	146	19	2	52	118	0	6	5	122	139	1	2	10	10.042
26	Utley, Chase	L-R	6-1	170	12/17/78	Pasadena, CA	Las Vegas, NV	Scranton	.263	125	464	73	122	*39	1	17	70	0	4	20	46	89	8	3	28	0.000

NO. OUTFELDERS (7)		B-T	HT	WT	BORN	BIRTHPLACE	RESIDENCE	2002 CLUB(S)	AVG	G	AB	R	H	2B	3B	HR	RBI	SH	SF	HP	BB	SO	SB	CS	E	MLSER
53	Abreu, Bobby	L-R	6-0	200	3/11/74	Aragua, VZ	Aragua, VZ	PHILLIES	.308	157	572	102	176	*50	6	20	85	0	6	3	104	117	31	12	5	5.165
5	Burrell, Pat	R-R	6-4	222	10/10/76	Eureka Springs, AR	Clearwater, FL	PHILLIES	.282	157	586	96	165	39	2	37	116	0	6	3	89	153	1	0	6	2.131
29	Byrd, Marlon	R-R	6-0	230	8/30/77	Boynton Beach, FL	Marietta, GA	Scranton PHILLIES	.297 .229	136 10	538 35	*103 2	160 8	37 2	7	15	63	2	5	11	46	98	15	1	8	0.023
33	Ledee, Ricky	L-L	6-1	200	11/22/73	Ponce, PR	Salinas, PR	PHILLIES	.227	96	203	33	46	13	1	8	23	1	1	1	35	50	1	2	0	4.023
22	Michaels, Jason	R-R	6-0	204	5/4/76	Tampa, FL	Tampa, FL	Scranton PHILLIES	.281 .267	9 81	32 105	3 16	9 28	2 10	0 3	0 2	7 11	0 0	2 2	0 1	5 13	5 33	1	3	0	1.014
66	Padilla, Jorge	R-R	6-2	200	8/11/79	Rio Piedras, PR	Carolina, PR	Reading	.256	127	484	71	124	30	2	7	65	2	8	11	40	77	32	11	8	0.000
12	Valent, Eric	L-L	5-11	195	4/4/77	La Mirada, CA	Anaheim, CA	Scranton PHILLIES	.251 .200	140 7	546 10	69 1	137 2	34 2	2	9	84	1	5	1	49	94	0	2	10	0.079

NON-ROSTER PLAYERS

NO.	PITCHERS (7)	B-T	HT	WT	BORN	BIRTHPLACE	RESIDENCE	2002 CLUB(S)	W-L	ERA	G	GS	CG	SHO	SV	IP	H	R	ER	HR	HB	BB	SO	WP	BK	MLSR
60	Brooks, Frank	L-L	6-1	200	9/6/78	Brooklyn, NY	Brooklyn, NY	Clearwater Reading	3-5 1-1	3.46 3.10	35 17	1	0	0	7	39.0 29.0	34 29	11 10	15 1	2 0	1 0	12 23	33 2	1 0	0.000	
75	Crowell, Jim	R-L	6-4	225	5/14/74	Minneapolis, MN	Valparaiso, IN	Atlantic City (IND) Scranton	8-4 2-0	4.17 2.52	19 4	19	0	0	0	108.0 25.0	107 20	54 7	50 7	13 2	5 1	54 11	95 19	1 0	0.021	
80	Floyd, Gavin	R-R	6-4	212	1/27/83	Annapolis, MD	Severna Park, MD	Lakewood	11-0	2.77	27	27	3	0	0	166.0	119	59	51	13	8	64	140	14	0	0.000
90	Fyhrle, Mike	R-R	6-2	205	12/9/69	Long Beach, CA	Coto de Caiza, OAKLAND	Sacramento OAKLAND	7-2 2-4	2.33 4.44	13 16	4	0	0	0	77.1 48.2	61 46	22 25	20 24	4 3	5 4	23 20	68 29	1 1	2.166	
74	Geary, Geoff	R-R	6-0	170	8/26/76	Buffalo, NY	El Cajon, CA	Scranton	4-2	3.03	38	8	0	0	1	101.0	108	46	34	9	4	32	82	1	0	0.000
76	Hiles, Cary	R-R	5-10	173	11/29/75	Toledo, OH	Memphis, TN	Scranton Reading	4-3 1-5	3.81 4.55	26 21	2	0	0	7	52.0 31.2	51 43	24 20	22 16	2 1	3 12	23 2	27 0	0 0	0.000	
47	Telemaco, Amaury	R-R	6-3	222	1/19/74	Higüey, DR	La Romana, DR	Scranton Reading Clearwater Phillies, GCL-a	1-0 0-0 0-1 1-0	1.80 9.00 1.50 1.64	1 1 3 2	1	0	0	0	5.0 1.0 12.0 11.0	5 1 15 4	3 1 2 2	1 1 0 2	1 1 0 1	0 0 3 5	0 0 10 0	0 0 0 0	4.003		

NO.	CATCHERS (4)	B-T	HT	WT	BORN	BIRTHPLACE	RESIDENCE	2002 CLUB(S)	AVG	G	AB	R	H	2B	3B	HR	RBI	SH	SF	HP	BB	SO	SB	CS	E	MLSR
73	Jacobson, Russ	R-R	6-3	210	10/14/77	Phoenix, AZ	Scottsdale, AZ	Reading	.195	86	282	20	55	15	0	3	34	1	0	8	18	78	1	0	4	0.000
56	Jensen, Marcus	S-R	6-4	204	12/14/72	Oakland, CA	Scottsdale, AZ	Indianapolis MILWAUKEE	.230 .114	70 16	183 35	24 2	42 4	7 0	0 0	4 1	25 4	2 0	4 1	2 0	33 4	39 11	0 0	0 0	6 2	2.080
58	Levis, Jesse	L-R	5-9	205	4/14/68	Philadelphia, PA	Elkins Park, PA	Louisville	.283	84	254	24	72	11	1	3	25	2	3	5	31	19	1	1	1	4.109
71	Salazar, Jeremy	R-R	6-0	190	3/18/76	Lafayette, LA	Breaux Bridge, LA	Scranton	.209	42	129	10	27	6	0	0	10	4	1	0	11	34	1	0	4	0.000

NO.	INFELDERS (1)	B-T	HT	WT	BORN	BIRTHPLACE	RESIDENCE	2002 CLUB(S)	AVG	G	AB	R	H	2B	3B	HR	RBI	SH	SF	HP	BB	SO	SB	CS	E	MLSR
15	Hollins, Dave	S-R	6-1	215	5/25/66	Orchard Park, NY	Orchard Park, NY	PHILLIES Scranton - a	.118 .237	14 14	17 38	1 8	2 9	0 1	0 0	0 2	0 7	0 0	0 0	1 5	0 11	3 9	0 0	1 0	1 1	10.017

NO.	OUTFIELDERS (1)	B-T	HT	WT	BORN	BIRTHPLACE	RESIDENCE	2002 CLUB(S)	AVG	G	AB	R	H	2B	3B	HR	RBI	SH	SF	HP	BB	SO	SB	CS	E	MLSR
72	Christensen, McKay	L-L	5-11	180	6/14/75	Upland, CA	Alpine, UT	NEW YORK (NL) Norfolk	.333 .284	4 97	3 377	1 52	1 107	0 23	0 6	0 5	0 30	0 4	0 0	0 7	1 26	1 72	0 20	0 13	1	1.002

* League Leader # Tied for League Lead a - Rehab Assignment

THE MANAGER

LARRY BOWA



B-T: S-R
HT: 5-10; **WT:** 185
AGE: 57, turns 58 on December 6
BORN: December 6, 1945,
 Sacramento, CA
RESIDES: Radnor, PA

CONTRACT STATUS: Signed a two-year contract, 11/1/00, taking him through 2002 with a club option for 2003. Picked up option and added a club option for 2004, 11/14/01. Picked up 2004 option and added a club option for 2005 on 11/26/02.

Manager

10

MANAGING/COACHING CAREER: Named the 49th manager of the Phillies on November 1, 2000 ... His 2nd stint as a major league manager; managed the San Diego Padres (10/28/86-5/28/88), posting an 81-127 record ... Named 2001 NL Manager of the Year by the Baseball Writers Association of America, *The Sporting News*, *USA Today Baseball Weekly* and *ESPN the Magazine*, after managing the Phillies to their first winning season since 1993 (86-76) ... Also had the franchise's best record improvement from the previous season of any first-year Phillies manager (+21 games) ... In 2002, led the club to a 3rd place finish despite starting the year with an 8-18 record ... Fell one win shy (80-81) of finishing the season with a winning record for the 2nd straight year ... Was ejected 5 times in 2001 and 2002, for a total of 10 (twice automatically); 7 of those ejections came at Veterans Stadium ... Began his managerial career in 1986 when he managed the Las Vegas Stars (SD's triple-A affiliate) ... Led Stars to Pacific Coast League title, defeating Phoenix, 3-2 and Vancouver, 3-2 in the playoffs ... Was a third base coach in the majors for over 12 years with the Phillies (8/11/88 through 1996 season), Angels (1997-99) and Mariners (2000).

PLAYING CAREER: Played 20 years professionally, including 16 in the majors with the Phillies (1970-81), Cubs (1982-85) and Mets (1985) ... **1965:** Signed by Phillies' Eddie Bockman as an amateur free agent, 10/12 ... **1966:** Finished 5th in batting (.312) for Spartanburg (A) in 1st pro season ... Set Western Carolinas League records for fielding percentage by a shortstop (.972) and consecutive errorless games streak at shortstop (26) ... **1967:** Appeared in just 29 games because he was called into active duty with the US Army ... **1968:** Led Eastern League shortstops in chances (587), double plays (77) and tied for lead in assists (395) ... **1969:** Led Pacific Coast League in stolen bases (48), fielding percentage for shortstops (.974), putouts (215) and assists (468) ... Named to PCL All-Star team ... **1970:** Made ML debut with Phillies ... Hit .149 in April; finished with .250 average ... Had 18-game hit streak in September (.333), longest streak for a Phillies rookie in 22 years ... **1971:** In just 2nd year in majors, broke Ernie Banks' 1959 ML record (.985) for highest fielding percentage (.987, 11 errors) ... Got 1st hit (single) and 1st triple in Vet Stadium history, 4/10/71 (Stoneman) ... Hit in career-high 18 straight games, 9/2-22 ... **1972:** Broke his own ML record for fielding, .9874 (compared to .9869 in '71) with just 9 errors ... Won first Gold Glove ... Led ML with 13 triples ... **1973:** On DL, 7/27-9/2 with a broken left leg, suffered in stolen base attempt, 7/26 vs MTL ... **1974:** Named starting shortstop on NL All-Star team; 1st Phillies starter since Dick Allen in 1967 ... 3rd time he led NL shortstops in fielding (.984, 12 errors) ... **1975:** Had career-high .305 average ... On DL, 5/27-6/22 with a fractured left thumb, suffered when hit by a pick-off throw by Ed Halicki, 5/26 vs SF ... Named to NL, AP, UPI, and *The Sporting News* All-Star teams ... **1976:** Signed two-year contract prior to start of season, becoming highest paid shortstop ... Suspended for 3 games in late April for run-in with rookie umpire Jim Quick ... NL All-Star ... Collected career hit #1,000, 8/4 at CHI (Steve Renko) ... Had career-high 49 RBI ... Led NL shortstops in fielding percentage, .975 ... **1977:** Led Phillies with 175 hits ... Hit lone career grand slam, 6/22 vs CIN (Joe Hoerner) ... Finished 2nd (.983) to Dave Concepcion (.986) in fielding among shortstops ... **1978:** Finished 3rd in MVP voting, behind Dave Parker and Steve Garvey ... Led Phillies with career-high 192 hits ... Named to NL, AP, UPI and *The Sporting News* All-Star teams ... Won 2nd Gold Glove, leading NL shortstops with a .986 fielding percentage, 10 errors ... **1979:** Set ML record for highest fielding percentage for a shortstop, .991 (6 errors) ... Tied NL record for most seasons leading league in fielding percentage, 5 ... Selected starting shortstop for the NL All-Star team for 3rd time ... On DL, 5/23-6/8 with a fractured right thumb ... Member of MLB's All-Star team that traveled to Japan ... **1980:** Starting shortstop on World Champion Phillies, hitting .375 (9-24) in WS and starting WS record 7 double plays ... Hit .316 in NLCS, starting winning rally in Game 5 of NLCS off Nolan Ryan (8th inning) ... Hit two inside-the-park HR ... **1981:** Tied career high with 18-game hitting streak, 9/2-21 ... Had fewest errors by starting shortstop (11), but finished 2nd to Ozzie Smith in fielding ... **1982:** Traded to Cubs, 1/27 with Ryne Sandberg for Ivan DeJesus ... NL and *Sports Illustrated* Player of the Week, 6/21-27, .625 (15-24) ... **1983:** Led NL in fielding percentage for 6th time, .984 ... 11 errors were fewest among NL shortstops ... Singled for career hit #2,000, 7/16 at LA (Fernando Valenzuela) ... **1984:** Cubs team captain (named in late 1983) ... Had .974 fielding percentage, 3rd-best in NL ... **1985:** Began season with Cubs ... Released on 8/13 and signed by Mets ... **MISC:** Finished with a .260 average in his 16-year ML career and a .980 fielding percentage ... Played 2,222 career games at shortstop and 5 at 2nd base.

RECORDS: Five-time NL All-Star ... Appeared in 1 Division Series, 5 NLCS and 1 World Series ... Holds World Series record starting 7 double plays in 1980 ... Played 2,222 games at shortstop, ranking 2nd in NL behind Ozzie Smith (2,511) and 4th in majors behind Luis Aparicio (2,581), Smith and Cal Ripken, Jr. (2,302) ... Holds NL record for highest lifetime fielding percentage as a shortstop (.980); held ML record until 1988, now ranks 3rd (based on 1,000 games played) behind Mike Bordick (.982) and Omar Vizquel (.984) ... Led NL in fielding 6 times: 1971, '72, '76, '78, '79, '83 ... Committed an NL-record low 9 errors in 1972 (150 games), until record was surpassed by Rey Ordonez in 1999 (4 errors) ... Held NL single-season mark for highest fielding percentage by a shortstop in 100 or more games with .991 mark in 1979 (146 games); surpassed by Ordonez' .994 average in 1999 (154 games).

MANAGER

PERSONAL: Lawrence Robert Bowa . . . Married Sheena Gibson (10/17/70); one daughter, Victoria (Tori) Ashley (7/20/83) . . . 1963 graduate of McClatchy High School (Sacramento, CA), where he lettered in baseball and basketball . . . Attended Sacramento City College . . . Participated in all Phillies winter tours during his career in Philadelphia . . . Spent one winter working in the ticket office . . . Was an active member of Phillies Speakers Bureau . . . Honorary Chairman of Christmas Seals Drive (1973) . . . Member of Phillies basketball team which participated in fund-raising games during the mid-1970s . . . Hosted a talk show on WWDB FM in the late 1970s during the off-season . . . Wrote a weekly column for the *Philadelphia Journal* (1977) . . . One of many players who worked with Garry Maddox in fund-raising events for the Philadelphia Child Guidance Clinic . . . Spokesman for the American Heart Association since 2001 . . . 2002 inductee to South Atlantic League Hall of Fame . . . Has been a permanent resident of the Philadelphia area since 1976.

BOWA'S MANAGERIAL RECORD

YEAR	CLUB	LEAGUE	W-L	POSITION (1st half/2nd half)
1986	Las Vegas	Pacific Coast	80-62	3rd/1st
1987	SAN DIEGO	NATIONAL	65-97	6th, West
1988	SAN DIEGO	NATIONAL	16-30	5th, West
2001	PHILLIES	NATIONAL	86-76	2nd, East
2002	PHILLIES	NATIONAL	80-81	3rd, East
TOTALS			327-346	.486
ML TOTALS			247-284	.465

LARRY BOWA'S PLAYING RECORD

YEAR	CLUB	AVG	G	AB	R	H	2B	3B	HR	RBI	BB	SO	SB
1966	Spartanburg	.312	97	429	70	134	14	4	2	36	36	44	24
	San Diego	.316	5	19	0	6	0	1	0	1	1	3	0
1967	Bakersfield	.188	7	32	4	6	2	0	0	3	1	6	2
	Reading	.281	22	89	11	25	4	0	0	9	3	17	0
1968	Reading	.242	133	480	47	116	14	2	3	36	24	27	14
1969	Eugene	.287	135	568	80	163	11	6	1	26	31	56	*48
1970	PHILLIES	.250	145	547	50	137	17	6	0	34	21	48	24
1971	PHILLIES	.249	159	*650	74	162	18	5	0	25	36	61	28
1972	PHILLIES	.250	152	579	67	145	11	*13	1	31	32	51	17
1973	PHILLIES	.211	122	446	42	94	11	3	0	23	24	31	10
1974	PHILLIES	.275	162	669	97	184	19	10	1	36	23	52	39
1975	PHILLIES	.305	136	583	79	178	18	9	2	38	24	32	24
1976	PHILLIES	.248	156	624	71	155	15	9	0	49	32	31	30
1977	PHILLIES	.280	154	624	93	175	19	3	4	41	32	32	32
1978	PHILLIES	.294	156	654	78	192	31	5	3	43	24	40	27
1979	PHILLIES	.241	147	539	74	130	17	11	0	31	61	32	20
1980	PHILLIES	.267	147	540	57	144	16	4	2	39	24	28	21
1981	PHILLIES	.283	103	360	34	102	14	3	0	31	26	17	16
1982	CHICAGO (NL)	.246	142	499	50	123	15	7	0	29	39	38	8
1983	CHICAGO (NL)	.267	147	499	73	133	20	5	2	43	35	30	7
1984	CHICAGO (NL)	.223	133	391	33	87	14	2	0	17	28	24	10
1985	CHICAGO (NL)	.246	72	195	13	48	6	4	0	13	11	20	5
	NEW YORK (NL)	.105	14	19	2	2	1	0	0	2	2	2	0
ML	TOTALS	.260	2247	8418	987	2191	262	99	15	525	474	569	318

* League Leader

DIVISION SERIES RECORD

YEAR	CLUB, OPP	AVG	G	AB	R	H	2B	3B	HR	RBI	BB	SO	SB
1981	PHI, MTL	.176	5	17	0	3	1	0	0	1	0	0	0

LEAGUE CHAMPIONSHIP SERIES RECORD

YEAR	CLUB, OPP	AVG	G	AB	R	H	2B	3B	HR	RBI	BB	SO	SB
1976	PHI, CIN	.125	3	8	1	1	1	0	0	1	3	0	0
1977	PHI, LA	.118	4	17	2	2	0	0	0	1	0	1	0
1978	PHI, LA	.333	4	18	2	6	0	0	0	0	1	2	0
1980	PHI, HOU	.316	5	19	2	6	0	0	0	0	3	3	1
1984	CHI, SD	.200	5	15	1	3	1	0	0	1	1	0	0
LCS	TOTALS	.234	21	77	8	18	2	0	0	3	8	6	1

MANAGER

WORLD SERIES RECORD

YEAR	CLUB, OPP	AVG	G	AB	R	H	2B	3B	HR	RBI	BB	SO	SB
1980	PHI, KC	.375	6	24	3	9	1	0	0	2	0	0	3

ALL-STAR GAME RECORD

YEAR	CLUB, SITE	AVG	G	AB	R	H	2B	3B	HR	RBI	BB	SO	SB
1974	NL, PIT	.000	1	2	0	0	0	0	0	0	0	0	0
1975	NL, MIL	---	1	0	0	0	0	0	0	0	0	0	0
1976	NL, PHI	.000	1	1	0	0	0	0	0	0	0	0	0
1978	NL, SD	.667	1	3	1	2	0	0	0	0	0	0	1
1979	NL, SEA	.000	1	2	0	0	0	0	0	0	0	0	0
ASG	TOTALS	.250	5	8	1	2	0	0	0	0	0	0	1

COACHING STAFF



GREG GROSS

B-T: L-L

HT: 5-11; **WT:** 175

AGE: 50, turns 51 on August 1

BORN: August 1, 1952, York, PA

RESIDES: West Chester, PA

Hitting Coach

21

MANAGING/COACHING CAREER: Was named the Phillies hitting coach, 10/8/01 . . . In his 1st season as a major league hitting coach, got the team to cut down on their strikeouts and increase their walk total from the previous season . . . Served as Larry Bowa's bench coach during the 2001 season, his first as a major league coach . . . Joined the Phillies on November 7, 2000 . . . Coached for 6 years in the Rockies organization, first as hitting coach for New Haven (AA), 1995-96; then as roving hitting instructor, 1997-2000 . . . Began his coaching career at Malvern Prep High School (1992-94).

PLAYING CAREER: Played 20 years of pro baseball with 17 years in the majors with the Astros (1973-76, 1989), Cubs (1977-78) and Phillies (1979-88) . . . Houston's 4th round selection in June 1970 draft . . . Named *The Sporting News* Rookie of the Year in 1974, hitting .314 with a career-high 185 hits for the Astros (finished 2nd to Bake McBride in BBWAA voting) . . . Member of Phillies 1980 World Champions and 1983 NL Champions . . . Picked up career hit #1,000 on 5/25/87 (Lance McCullers) . . . Has 143 career pinch-hits, ranking 4th all-time, behind Lenny Harris (173), Manny Mota (150) and Smoky Burgess (145) . . . Still holds Phillies record for career pinch-hits (117); led club in pinch-hits 8 times in his 10 years with the Phillies . . . Appeared as a pitcher in one game, 6/8/86 at MTL (0.2 IP, 1 H, 1 BB, 2 SO).

PERSONAL: Gregory Eugene Gross . . . Single; two children, Megan Nicole (11/14/76) and Michael Gregory (10/30/79) . . . 1970 graduate of Red Lion High School (Etters, PA), where he lettered in baseball, basketball and football . . . Played American Legion baseball . . . Awarded the 1984 Good Guy Award by the Philadelphia Sportswriters Association . . . Hobby: Golf.

COACHING STAFF

GREG GROSS' MAJOR LEAGUE PLAYING RECORD

YEAR	CLUB	AVG	G	AB	R	H	2B	3B	HR	RBI	BB	SO	SB
1973	HOUSTON	.231	14	39	5	9	2	1	0	1	4	4	2
1974	HOUSTON	.314	156	589	78	185	21	8	0	36	76	39	12
1975	HOUSTON	.294	132	483	67	142	14	10	0	41	63	37	2
1976	HOUSTON	.286	128	426	52	122	12	3	0	27	64	39	2
1977	CHICAGO (NL)	.322	115	239	43	77	10	4	5	32	33	19	0
1978	CHICAGO (NL)	.265	124	347	34	92	12	7	1	39	33	19	3
1979	PHILLIES	.333	111	174	21	58	6	3	0	15	29	5	5
1980	PHILLIES	.240	127	154	19	37	7	2	0	12	24	7	1
1981	PHILLIES	.225	83	102	14	23	6	1	0	7	15	5	2
1982	PHILLIES	.299	119	134	14	40	4	0	0	10	19	8	4
1983	PHILLIES	.302	136	245	25	74	12	3	0	29	34	16	3
1984	PHILLIES	.322	112	202	19	65	9	1	0	16	24	11	1
1985	PHILLIES	.260	93	169	21	44	5	2	0	14	32	9	1
1986	PHILLIES	.248	87	101	11	25	5	0	0	8	21	11	1
1987	PHILLIES	.286	114	133	14	38	4	1	1	12	25	12	0
1988	PHILLIES	.203	98	133	10	27	1	0	0	5	16	3	0
1989	HOUSTON	.200	60	75	2	15	0	0	0	4	11	6	0
ML	TOTALS	.287	1809	3745	449	1073	130	46	7	308	523	250	39

DIVISION SERIES RECORD

YEAR	CLUB, OPP	AVG	G	AB	R	H	2B	3B	HR	RBI	BB	SO	SB
1981	PHI, MTL	.000	4	4	0	0	0	0	0	0	0	0	0

LEAGUE CHAMPIONSHIP SERIES RECORD

YEAR	CLUB, OPP	AVG	G	AB	R	H	2B	3B	HR	RBI	BB	SO	SB
1980	PHI, HOU	.750	4	4	2	3	0	0	0	1	0	0	0
1983	PHI, LA	.000	4	5	1	0	0	0	0	0	2	2	0
LCS	TOTALS	.333	8	9	3	3	0	0	0	1	2	2	0

WORLD SERIES RECORD

YEAR	CLUB, OPP	AVG	G	AB	R	H	2B	3B	HR	RBI	BB	SO	SB
1980	PHI, KC	.000	4	2	0	0	0	0	0	0	0	0	0
1983	PHI, BAL	.000	2	6	0	0	0	0	0	0	0	0	0
WS	TOTALS	.000	6	8	0	0	0	0	0	0	0	0	0



RAMON HENDERSON

B-T: R-R
HT: 5-11; **WT:** 175
AGE: 39, turns 40 on August 18
BORN: August 18, 1963, Monicton, DR
RESIDES: Phoenixville, PA

Bullpen Coach

59

MANAGING/COACHING CAREER: 2002 was his fifth season as bullpen coach, second under manager Larry Bowe . . . Made one appearance as 3rd base coach in final game of 2001 season, 10/7 at CIN . . . The 1998 season was his first in the major leagues . . . Has spent his entire career in the Phillies organization, dating back to 1982 when he was a player . . . Began his coaching career with the Princeton Patriots in 1990, the year immediately following his playing career . . . Coached at Clearwater (1991-92), made his managerial debut with Martinsville (1993-96) and coached at Reading (AA) in 1997 . . . Coached and managed in the Dominican Instructional League (1995-98).

PLAYING CAREER: Former infielder who played third and second base . . . Eight-year pro who spent entire career in Phillies system . . . Signed by the Phillies as an amateur free agent, 6/10/82 . . . Re-signed with the Phillies as a minor league free agent, 12/14/88.

COACHING STAFF

PERSONAL: Ramon Gaspar Henderson ... Married Sally Beckman (5/14/88); four children: Ashley Carmen (10/10/88), Jason Ramon (9/24/91), Christian Juan (10/30/95) and Matthew Jose (3/24/00) ... 1982 graduate of Juan Pablo Duarte High School (DR) ... Hobbies: Golf and pool.

RAMON HENDERSON'S PLAYING RECORD

YEAR	CLUB	AVG	G	AB	R	H	2B	3B	HR	RBI	BB	SO	SB
1982	Helena	.235	18	34	2	8	1	0	0	0	3	8	0
1983	Spartanburg	.298	65	198	36	59	11	1	2	21	23	40	7
1984	Peninsula	.265	115	378	57	100	19	0	10	51	51	78	2
1985	Peninsula	.188	72	218	21	41	8	1	1	18	17	57	2
	Reading	.244	17	45	3	11	2	0	0	4	3	5	1
1986	Reading	.279	85	269	33	75	12	1	3	28	24	37	6
1987	Reading	.261	75	226	28	59	20	1	0	27	19	34	6
1988	Maine	.190	54	126	8	24	1	1	2	11	14	36	1
1989	Reading	.217	92	290	31	63	9	0	0	22	31	56	1
Minors	TOTALS	.247	593	1784	219	440	83	5	18	182	185	351	26



JOE KERRIGAN

B-T: R-R

HT: 6-5; **WT:** 210

AGE: 49

BORN: January 30, 1954, Coleman, MI

RESIDES: Philadelphia, PA

Pitching Coach

45

MANAGING/COACHING CAREER: Named Phillies pitching coach, 10/11/02 ... Began coaching career as MTL bullpen coach, 1983-86 ... Was a minor league pitching coach in MTL system with AA Jacksonville (1987), AAA Indianapolis (1988-90) and AA Harrisburg (1991) during which his pitching staffs finished first in their leagues three times, second once and third once ... Returned to big leagues in 1992 as MTL's pitching coach, where he remained through the 1996 season ... Served as pitching coach for BOS from 1997 until 8/16/01, when he succeeded Jimmy Williams as the 42nd manager in Red Sox history ... His staffs compiled an 823-687 record ... In 1999, his staff finished first in AL in ERA (4.00), SO (1,131) and SHO (12), and allowed the fewest hits (1,396), runs (718) and walks (469) while also finishing with the lowest batting avg against (.253) ... As manager, the Red Sox posted a 17-26 record under his direction (82-79 overall) ... Relieved of managerial duties during spring training of 2002 ... Spent the 2002 season with Comcast SportsNet as a Phillies post-game analyst (and occasional color commentator).

PLAYING CAREER: Nine-year pro with parts of 4 seasons in the majors with the Expos (1976-77) and Orioles (1978, 1980) ... Made just 2 starts in his 131 ML appearances ... Originally selected by the Expos in the 1st round (10th overall) of the January 1974 draft ... Made ML debut, 7/9/76 vs HOU ... First 2 ML wins came on the same day during a doubleheader, 9/8/76 at STL ... Was traded to BAL, 12/77 ... In 1979, led International League with 64 appearances for Rochester and finished 3rd with 12 saves ... Pitched for Indianapolis in 1981 ... Came to Phillies spring training in 1982 as non-roster invitee and finished career with Oklahoma City (Phillies minor league affiliate), then Denver (Rangers) that season.

PERSONAL: Joseph Thomas Kerrigan ... Married Abigail McKean (1/16/93); two children, Joseph Jr. (11/1/76) and Kelly (3/21/77) ... Attended Temple University ... Participated in the first non-professional event at Veterans Stadium, the Philadelphia Catholic League HS Championship baseball game for Father Judge HS in June 1971 ... Son, Joey, was 32nd round selection by MTL in June 1995 draft, but chose to attend George Mason University ... Later switched to Temple where he played 3rd base; was BOS's 46th round selection in June 1999 draft ... Joe Sr.'s brother, Tom, was a catcher in the Phillies minor league system, 1963-64.

JOE KERRIGAN'S MAJOR LEAGUE PLAYING RECORD

YEAR	CLUB	W-L	ERA	G	GS	CG	SHO	SV	IP	H	R	ER	BB	SO
1976	MONTREAL	2-6	3.81	38	0	0	0	1	56.2	63	27	24	23	22
1977	MONTREAL	3-5	3.22	66	0	0	0	11	89.1	80	37	32	33	43
1978	BALTIMORE	3-1	4.77	26	2	0	0	3	71.2	75	44	38	36	41
1980	BALTIMORE	0-0	4.50	1	0	0	0	0	2.1	3	1	1	0	1
AL	TOTALS	3-1	4.74	27	2	0	0	3	74.0	78	45	39	36	42
NL	TOTALS	5-11	3.45	104	0	0	0	12	146.0	143	64	56	56	65
ML	TOTALS	8-12	3.89	131	2	0	0	15	220.0	221	109	95	92	107

COACHING STAFF

TONY SCOTT



B-T: S-R
HT: 6-0; **WT:** 175
AGE: 51, turns 52 on September 18
BORN: September 18, 1951, Cincinnati, OH
RESIDES: Moore, SC

First Base Coach

30

MANAGING/COACHING CAREER: Named Phillies first base coach on November 7, 2000, his first major league coaching position . . . Worked on base stealing with 2001 team, guiding them to a league-leading 153, most for the club since 1984 (186) . . . In 2002, the club finished 4th in the NL in steals with 104 . . . Began his coaching career with the Phillies at Batavia (1989-91), moved to Spartanburg (1992-94) then Piedmont (1995) . . . Was Phillies roving outfield instructor (1996-98) . . . Returned to coaching with Clearwater (1999) and Scranton (2000).

PLAYING CAREER: Former outfielder, played 15 years of pro baseball, including 10 years in the major leagues with the Expos (1973-75, 1984), Cardinals (1977-81) and Astros (1981-84) . . . Originally signed by Expos in 71st round of June 1969 draft . . . Began career as a right-handed hitter, changed to switch-hitting in 1971 . . . Led NL outfielders in fielding % (.997) in 1980 . . . Traded to HOU from STL for Joaquin Andujar, 6/6/81 . . . Played in 1981 Division Series vs LA . . . With Denver in 1976, was named the American Association's top defensive outfielder and chosen to receive the Rawlings Silver Glove as the best minor league defensive outfielder in both triple-A and double-A levels.

PERSONAL: Anthony (Tony) Scott . . . Married Brenda Littlejohn (4/2/96); two daughters, Naila (10/14/81) and Amber (11/14/86) . . . Graduate of Withrow High School (Cincinnati, OH) . . . Hobbies: Listening to music, playing cards.

TONY SCOTT'S MAJOR LEAGUE PLAYING RECORD

YEAR	CLUB	AVG	G	AB	R	H	2B	3B	HR	RBI	BB	SO	SB
1973	MONTREAL	.000	11	1	2	0	0	0	0	0	0	1	0
1974	MONTREAL	.286	19	7	2	2	0	0	0	1	1	3	1
1975	MONTREAL	.182	92	143	19	26	4	2	0	11	12	38	5
1977	ST. LOUIS	.291	95	292	38	85	16	3	3	41	33	48	13
1978	ST. LOUIS	.228	96	219	28	50	5	2	1	14	14	41	5
1979	ST. LOUIS	.259	153	587	69	152	22	10	6	68	34	92	37
1980	ST. LOUIS	.251	143	415	51	104	19	3	0	28	35	68	22
1981	ST. LOUIS	.227	45	176	21	40	5	2	2	17	5	22	10
	HOUSTON	.293	55	225	28	66	13	2	2	22	15	32	8
	STL/HOU	.264	100	401	49	106	18	4	4	39	20	54	18
1982	HOUSTON	.239	132	460	43	110	16	3	1	29	15	56	18
1983	HOUSTON	.226	80	186	20	42	6	1	2	17	11	39	5
1984	HOUSTON	.190	25	21	2	4	1	0	0	0	4	3	0
	MONTREAL	.254	45	71	8	18	4	0	0	5	7	21	1
	HOU/MTL	.239	70	92	10	22	5	0	0	5	11	24	1
ML	TOTALS	.249	991	2803	331	699	111	28	17	253	186	464	125

DIVISION SERIES RECORD

YEAR	CLUB, OPP	AVG	G	AB	R	H	2B	3B	HR	RBI	BB	SO	SB
1981	HOU, LA	.150	5	20	0	3	0	0	0	2	1	6	0

COACHING STAFF

GARY VARSHO



B-T: L-R
HT: 5-11 **WT:** 195
AGE: 41, turns 42 on June 20
BORN: June 20, 1961, Marshfield, WI
RESIDES: Chili, WI

Bench Coach

7

MANAGING/COACHING CAREER: The 2003 season marks his second as bench coach for manager Larry Bowe . . . Named Phillies bench coach on October 12, 2001, his first major league coaching position . . . Spent previous 5 seasons as a minor league manager, compiling a 383-319 record (.546) . . . Managed Reading (AA) for 3 seasons, 1999-2001, and compiled a 235-191 record (.551) . . . Ranks 4th all-time in Reading history in wins . . . Led Reading to Southern Division Championship in 2001 and a share of the Eastern League Championship . . . Named 2001 Best Managing Prospect in the EL by *Baseball America* for the 2nd straight year . . . 2000 EL Manager of the Year . . . Was a coach for 2000 All-Star Futures Game in Atlanta . . . Prior to joining Reading, managed 2 seasons (1997-98) at Wisconsin (A), Seattle's Midwest League team . . . Made his managerial debut with Wisconsin in 1997 and won the Central Division first-half championship.

PLAYING CAREER: Played 14 years of pro baseball, including 8 seasons in the majors with the Cubs (1988-90), Pirates (1991-92, 1994), Reds (1993) and Phillies (1995) . . . A former outfielder, he was originally selected by the Cubs in the 5th round of the June 1982 draft as a 2nd baseman . . . Led the NL with a .393 (11-28) average after making his ML debut, 7/6/88 with the Cubs . . . Had the NL's 11th-best average in the pinch in 1994, .286 (8-28) and led his club in pinch hits in 1990 (11), 1991 (6), 1993 (9) and 1995 (12) . . . Also led Phillies in pinch at-bats (46) in 1995 . . . Appeared in 4 NLCS games with the Pirates, 2 in 1991 and 2 in 1992.

PERSONAL: Gary Andrew Varsho . . . Married Kay Adams (9/15/84); two daughters Andie (10/19/91) and Taylor (4/12/94) and one son, Daulton (7/2/96) . . . Played collegiately at the University of Wisconsin-Oshkosh where he earned a bachelor's degree in Physical Education in 1989 . . . Hobby: Hunting.

GARY VARSHO'S MAJOR LEAGUE PLAYING RECORD

YEAR	CLUB	AVG	G	AB	R	H	2B	3B	HR	RBI	BB	SO	SB	CS
1988	CHICAGO (NL)	.274	46	73	6	20	3	0	0	5	1	6	5	0
1989	CHICAGO (NL)	.184	61	87	10	16	4	2	0	6	4	13	3	0
1990	CHICAGO (NL)	.250	46	48	10	12	4	0	0	1	1	6	2	0
1991	PITTSBURGH	.273	99	187	23	51	11	2	4	23	19	32	9	2
1992	PITTSBURGH	.222	103	162	22	36	6	3	4	22	10	32	5	2
1993	CINCINNATI	.232	77	95	8	22	6	0	2	11	9	19	1	0
1994	PITTSBURGH	.256	67	82	15	21	6	3	0	5	4	19	0	1
1995	PHILLIES	.252	72	103	7	26	1	1	0	11	7	17	2	0
ML	TOTALS	.244	571	837	101	204	41	11	10	84	55	146	27	5

LEAGUE CHAMPIONSHIP SERIES RECORD

YEAR	CLUB, OPP	AVG	G	AB	R	H	2B	3B	HR	RBI	BB	SO	SB
1991	PIT, ATL	.500	2	2	0	1	0	0	0	0	0	1	0
1992	PIT, ATL	.500	2	2	0	1	0	0	0	0	0	0	0
LCS	TOTALS	.500	4	4	0	2	0	0	0	0	0	1	0

COACHING STAFF

JOHN YUKOVICH



B-T: R-R
HT: 6-1; **WT:** 190
AGE: 55, turns 56 on July 31
BORN: July 31, 1947, Sacramento, CA
RESIDES: Voorhees, NJ

Third Base Coach

18

MANAGING/COACHING CAREER: 2002 was his sixth season as Phillies third base coach, second under manager Larry Bowa ... Has been a coach for the Phillies since the 1988 season, serving initially as the club's first base coach, then dugout coach and has coordinated spring training since 1993 ... Had surgery, 5/8/01, to remove part of a benign brain tumor and missed 40 games (12 home, 28 road) ... Was a coach for the MLB All-Star team which traveled to Japan in 2000 ... Served as a coach for the Chicago Cubs for 6 years (1982-87) in various capacities including first base, third base and dugout ... Also worked with Cub infielders and hitters ... Was interim manager for one day, June 13, 1986 between Jim Frey and Gene Michael, winning one and losing one in a doubleheader ... Named Phillies interim manager September 23, 1988 when Lee Elia was fired, and posted a 5-4 record.

PLAYING CAREER: Played 16 years of pro baseball, including parts of 10 seasons in the major leagues with the Phillies, Brewers and Reds ... Originally drafted by the Phils in 1966 ... Involved in a 7-player trade after the 1972 season, going to Milwaukee ... Traded to Cincinnati in 1975 and was a member of the Reds' World Series Champion team ... Returned to Phillies organization in 1976 where he played until 1981 (member of the 1980 World Champs) ... Also a member of 3 league champions in the minor leagues (Spartanburg, 1967; Eugene, 1972; and Oklahoma City, 1970 under manager Lee Elia) ... Led his league four times in fielding by a third baseman.

PERSONAL: John Christopher Yukovich ... Married Bonnie Loughran; two children, Nicole (10/4/74) and Vincent (5/6/80) ... Graduate of Amador County High School (Sutter Creek, CA) ... Graduate of American River College (Sacramento) with an associate's degree in Physical Education ... Son, Vincent, was drafted by Phillies in 20th round of June 2001 draft ... Hobbies: Hunting and fishing.

JOHN YUKOVICH'S MAJOR LEAGUE PLAYING RECORD

YEAR	CLUB	AVG	G	AB	R	H	2B	3B	HR	RBI	BB	SO	SB
1970	PHILLIES	.125	3	8	1	1	0	0	0	0	1	0	0
1971	PHILLIES	.166	74	217	11	36	5	0	0	14	12	34	2
1973	MILWAUKEE	.125	55	128	10	16	3	0	2	9	9	40	0
1974	MILWAUKEE	.188	38	80	5	15	1	0	3	11	1	16	2
1975	CINCINNATI	.211	31	38	4	8	3	0	0	2	4	5	0
1976	PHILLIES	.125	4	8	2	1	0	0	1	2	0	2	0
1977	PHILLIES	.000	2	2	0	0	0	0	0	0	0	1	0
1979	PHILLIES	.200	10	15	0	3	1	0	0	1	0	3	0
1980	PHILLIES	.161	49	62	4	10	1	1	0	5	2	7	0
1981	PHILLIES	.000	11	1	0	0	0	0	0	0	0	1	0
AL	TOTALS	.149	93	208	15	31	4	0	5	20	10	56	2
NL	TOTALS	.168	184	351	22	59	10	1	1	24	19	53	2
ML	TOTALS	.161	277	559	37	90	14	1	6	44	29	109	4

PLAYERS

BOBBY ABREU

(pronounced uh-BRAY-ew)

B-T: L-R

HT: 6-0; WT: 200

AGE: 28, turns 29 on March 11

BORN: March 11, 1974, Aragua, VZ

RESIDES: Aragua, VZ

ML SERVICE: 5 years, 165 days

Right Fielder

HOW OBTAINED: Acquired from Tampa Bay Devil Rays for Kevin Stocker, 11/18/97.

CONTRACT STATUS: Signed a five-year contract extension, 2/20/02, taking him through 2007 with a club option for 2008.

53



2002 SEASON: Led the NL with 50 doubles, becoming only the 3rd Phillie ever to reach that mark (Chuck Klein, 1930, 1932 & Ed Delahanty, 1899) ... Became first Phillie to lead the NL in doubles since Von Hayes tied for the lead in 1986 (46) and only the 2nd Phillie with 3 straight 40-double seasons (Delahanty, 1895-97) ... Hit 20+ HR, walked 100+ times and scored 100+ runs for the 4th straight season ... Stole 30+ bases for the 2nd straight season ... Ranked 5th in the NL in road batting avg (.327), 6th in walks (104), tied for 7th in extra-base hits (76) and stolen bases (31), 8th in on-base % (.413), tied for 8th in OF assists (10), 9th in hits (176), tied for 10th in runs (102) and multi-hit games (50) and 11th in average (.308) ... Had a team-best 3 extra-base hits, 4/5 vs FLA (2 2B, 1 HR) and 9/5 at MTL (1 3B, 2 HR) ... Missed 2 games with a strained left hamstring, 4/11-12, halting a streak of 174 consecutive games ... His 1st OF assist, 4/20 at PIT, was the 50th of his career ... Hit career HR #100, 6/1 vs MTL (Tony Armas); it was also his 53rd career HR at the Vet, passing Juan Samuel for 6th place on Phils all-time list (finished season with 57) ... Scored a run in a team-high 7 straight games, 5/25-6/2 and 6/27-7/3 ... Started in CF for the 1st time in his career, 6/1 vs MTL ... Overall, made 17 starts in CF and did not commit an error in 31 chances ... Hit a career-high 2 triples, 7/18 vs CHI ... Hit 2 HR, 9/5 at MTL; 7th career multi-homer game ... Had a career- and team-best 17-game hit streak, 9/5-24 (.455, 30-66, 8 2B, 3 HR, 11 RBI), to raise his avg from .289 to .309.

CAREER: 12-year pro ... **1990:** Signed by Astros as a non-drafted free agent, 8/21 ... **1991:** Hit .301 in 1st pro season while in the Gulf Coast League (R) ... Had 10 SB in his 56 games ... Led league with 13 OF assists ... **1992:** Hit .292 at Asheville and finished among Astros organizational leaders in R (81), AB (480), H (140) and BB (63) ... Earned South Atlantic League Player of the Week honors as an 18-year-old, 6/15-21 ... Tallied 15 assists ... **1993:** Moved up to Osceola (A) ... Set club record with a Florida State League-high 17 triples in 129 games ... Also led club with 21 doubles and 18 assists ... **1994:** Advanced to Jackson (AA) where he hit .303 in 118 games ... Led Texas League with .530 slugging % ... 2nd-youngest player in league at 20 years of age ... Finished 3rd in TL in triples (9), tied for 4th in extra-base hits (50), tied for 5th in HR (16) and 8th in batting ... HR and RBI (73) totals led club ... Drew 4 walks, 5/14 vs El Paso ... Had 2 HR in 5-4 win, 7/9 vs San Antonio ... Best month was July when he hit .366 (30-82), 2nd-best in league ... **1995:** Spent 1st season in triple-A at Tucson ... At 21 was club's youngest player ... Named Astros' 5th-best prospect and Pacific Coast League's 4th-best prospect by *Baseball America* ... Hit .304, reaching the .300 mark for the 3rd time in 5 pro seasons ... Led all professional baseball in triples, matching his career best (17) ... Also led Pacific Coast League in OF assists (18), 2nd in walks (67) and tied for 5th in extra-base hits (51) ... His 75 RBI was 3rd-best in Astros farm system ... **1996:** Spent full season at Tucson, hitting .285 with 24 stolen bases in 132 games ... Named Astros' 3rd-best prospect and PCL's 5th-best prospect by *Baseball America* ... Again led PCL in triples (16) ... Hit .512 (22-43) in 10 games, 4/24-5/3; hit .387 (24-62), 3 HR, 15 RBI in 17-game stretch, 6/9-23 ... Led Astros minor leaguers in R (86), 3B, BB (83) and OF assists (15) ... Recalled by Astros, 9/1 ... Appeared in 15 games for HOU with 4 starts (3 in LF, 1 in RF) ... Collected 1st ML hit (single) as a pinch-hitter, 9/24 vs NYM (Bobby Jones) ... Had 1st ML RBI, 9/28 vs FLA ... Played winter ball for Magallanes; led all batters with a .588 average in Caribbean World Series ... **1997:** Rated by *Baseball America* as HOU's 3rd-best prospect ... Astros' Opening Day right fielder ... Hit safely in first 9 games (.290, 9-31) and in 14 of first 18 games, .300 (15-50) to open season ... Hit 1st 2nd ML HR, 4/28 vs COL (Wright and Reed) ... On DL, 5/23-6/30, with a fractured hamate bone in right hand ... Had 2 rehab stints at New Orleans (AAA) and Jackson (AA) ... Activated from DL, 7/1 ... Optioned to New Orleans (AAA), 7/16 ... Had two 6-game hit streaks at New Orleans: 6/29-7/21 (.417, 10-24) and 7/29-8/3 (.458, 11-24) ... Recalled on 8/31 ... Hit .306 (11-36) in 16 games after recall ... Was 4-for-9 (.444) as a pinch-hitter ... Hit .349 (15-43) with runners in scoring position and .316 (24-76) with runners on base ... 3rd overall pick in Expansion Draft by Tampa Bay, 11/18 ... Traded to Phillies for Kevin Stocker, 11/18 ... Played winter ball for Caracas, VZ ... **1998:** Led Phillies in hitting (.312) and on-base % (.409)427 avg with runners in scoring position was tops in the majors ... His .320 avg (.33-103) vs LHP ranked 6th in NL among LH hitters ... 17 assists were 3rd in NL and most by a Phillie since Glenn Wilson's 18 in '87 ... Twice collected season-best 4 hits: 4/7 vs FLA (4-4, 2 BB) and 5/6 vs COL (4-5, 3 RBI) ... Had 2nd career 2-HR game, 5/28 at CHI ... Had season-high 12-game hit streak, 6/13-25, .404 (19-47), 1 HR, 12 RBI ... Had season-high 4 RBI, 6/21 at CHI ... Average was .300 or higher the entire season ... Played winter ball for Caracas, VZ ... **1999:** Reached career highs in AVG (.335), R (118), H (183), 3B (11) and BB (109)335 avg ranked 3rd in NL and was highest by a Phillie since Tony Gonzalez hit .339 in 1967446 on-base % ranked 3rd in NL and was highest by a Phillie since Rich Ashburn's .449 mark in 1955 ... 11 triples were tied for 1st in NL; 1st Phillie to tie or lead NL in triples since Juan Samuel (15) in 1987 ... Ranked 5th in NL in walks and tied for 5th in runs ... Had 20 HR and 27 SB, becoming 6th Phillie in history to reach 20 in each category; 1st since Von Hayes in 1989 ... Was 1 of 3 players in the majors with at least 10 2B, 3B, HR and SB; 13th player in club history to accomplish the feat and 1st since Juan Samuel, who did it a club-record 4 times (1984-87) ... Hit 1st career grand slam, 4/16 vs FLA (Rafael Medina) ... Hit 1st career inside-the-park HR, 5/14 vs NYM ... Scored career-high 4 runs, 7/29 vs FLA ... Had career-high 5 hits, 8/8 vs ARI ... Had club-best 14-game hit streak, 8/17-9/1, .434 (23-53), 14 runs, 3 HR, 16 RBI ... Had career-high 6 RBI and tied career-high 2 HR (3rd time), 8/24 vs SD ... Had 8 OF assists and ranked 11th among NL OF in fielding % (.989, 3 E, 271 TC) ... Had club-best .346 avg with runners in scoring position ... Underwent arthroscopic surgery to remove loose bodies from right elbow, 10/4, performed by Dr. Michael Ciccotti ... **2000:** Became 1st Phillie since Juan

Samuel (1984-87) to reach double figures in 2B (42), 3B (10), HR (25) and SB (28) in consecutive seasons; was also only NL player to accomplish it ... Totaled 25 HR and 28 SB to become just 2nd Phillies player to reach 20-20 mark in consecutive seasons since Mike Schmidt (1974-75) ... Tied for 4th in NL in triples and OF assists (13); 5th in avg vs RHP (.339); 6th in doubles and day batting avg (.356); 7th in walks; tied for 9th in on-base % (.416) and 9th in home batting avg (.338) ... Became 1st Phils OF with back-to-back 20-HR seasons since Luzinski, who did it 4 straight years (1975-78: 34, 21, 39, 35) ... Hit 2nd career grand slam, 7/17 at NYG ... Hit 10th-inning, GW inside-the-park HR, 8/27 vs SF ... Hit conventional HR in same game, becoming 1st Phil with both a conventional and inside-the-park HR in the same game since Scott Rolen, 7/2/99 vs CHI ... Played winter ball for Caracas, VZ, finishing 2nd on team with .365 average and 2nd in the league with 11 HR ... **2001:** Became 1st Phillie in franchise history to reach 30 HR/30 SB mark when he hit 2 HR, 9/30 at FLA; 2nd major leaguer of the season to do it (Vladimir Guerrero), 1st Venezuelan-born player and 25th overall in MLB history ... Finished tied for 1st in NL in games (162), tied for 3rd in walks (106), 4th in doubles (48) and stolen bases (36), tied for 9th in runs (118), extra-base hits (83) and OF assists (11) ... His 31 HR were most by a Phillie since Mike Lieberthal's 31 in 1999 and his 83 extra-base hits were most since Klein's 103 in 1932 ... Was the 11th different Phillie and 1st since Scott Rolen in 1998 to have 30 HR/100 RBI ... First Phillie to play 162 games since Pete Rose and Gary Matthews in 1982 ... First Phillie to reach 100 RBI and 30 steals since Sherry Magee in 1910 ... Reached career highs in HR (31), RBI (110) and SB (36) ... Set a Phillies franchise record for steals by a right fielder, surpassing Elmer Flick's record of 35, set in 1900 ... NL Player of the Week, 5/28-6/3, .522 (12-23), 13 R, 3 2B, 3 HR, 10 RBI, 1.043 slg %, .625 OBP, 4 SB ... Hit 3rd career inside-the-park HR, 6/24 at FLA ... Stole 100th career base, 6/26 vs ATL ... His 30 RBI in June were the most in a month by a Phillie since Darren Daulton did it in May 1993 ... Scored a run in 12 straight games (15 total), 6/23-7/4; longest streak since Lenny Dykstra scored in 15 straight in 1993 ... Walked in a team-high 7 straight games (8 total), 6/26-7/1 ... Homered off John Franco, 7/22 vs NYM; his only season HR vs a LHP and 1st HR Franco allowed to a lefty since 9/22/93 vs PIT (Dave Clark) ... Hit 2 HR, 9/30 at FLA ... Played winter ball for Caracas, VZ and was honored during Venezuelan All-Star game as first 30/30 player in the country's history ... Voted 4th-best defensive OF in VZ league by league's managers and coaches ... **MISC:** Has .352 (19-54) career avg, 61 RBI with bases loaded ... Has finished with a .400+ OBP in 4 of the last 5 seasons ... Has 106 career multi-walk games ... Reached double figures in assists in 5 of his 7 minor league seasons and in 4 of his 5 full ML seasons.

PERSONAL: Bob Kelly Abreu ... Single; one daughter, Emily Paola ... Signed by Astros at the age of 16 ... In 2001 served as Honorary Chairman for the American Red Cross Blood Drive ... Has donated \$25.00 per RBI to Phillies RBI/Rookie League program since 2001 (\$4,875 through 2002) ... Played winter ball in Venezuela, 1994-2001 ... Has 2 brothers in professional baseball: Dennis (Cubs) and Nielsen (Phillies) ... Hobby: Listening to salsa music.

BOBBY ABREU'S CAREER RECORD

YEAR	CLUB	AVG	G	AB	R	H	2B	3B	HR	RBI	SH	SF	HP	BB	SO	SB	CS	E
1991	Astros, GCL	.301	56	183	21	55	7	3	0	20	2	3	1	17	27	10	6	3
1992	Asheville	.292	135	480	81	140	21	4	8	48	0	3	3	63	79	15	11	11
1993	Osceola	.283	129	474	62	134	21	*17	5	55	1	3	1	51	90	10	14	8
1994	Jackson	.303	118	400	61	121	25	9	16	73	0	6	3	42	81	12	10	4
1995	Tucson	.304	114	415	72	126	24	*17	10	75	0	8	1	67	120	16	14	7
1996	Tucson	.283	132	484	86	137	14	*16	13	68	2	2	2	83	111	24	18	7
	HOUSTON	.227	15	22	1	5	1	0	0	1	0	0	0	2	3	0	0	0
1997	HOUSTON	.250	59	188	22	47	10	2	3	26	0	0	1	21	48	7	2	2
	Jackson - a	.167	3	12	2	2	1	0	0	0	0	0	0	1	5	0	0	0
	New Orleans - a	.268	47	194	25	52	9	4	2	22	1	3	0	21	49	7	4	1
1998	PHILLIES	.312	151	497	68	155	29	6	17	74	4	4	0	84	133	19	10	8
1999	PHILLIES	.335	152	546	118	183	35	*11	20	93	0	4	3	109	113	27	9	3
2000	PHILLIES	.316	154	576	103	182	42	10	25	79	0	3	1	100	116	28	8	4
2001	PHILLIES	.289	*162	588	118	170	48	4	31	110	0	9	1	106	137	36	14	8
2002	PHILLIES	.308	157	572	102	176	*50	6	20	85	0	6	3	104	117	31	12	5
Minors	TOTALS	.290	734	2642	410	767	122	70	54	361	6	28	11	345	562	94	77	41
ML	TOTALS	.307	850	2989	532	918	215	39	116	468	4	28	9	526	667	148	55	30

* League Leader # Tied for League Lead a - Rehabilitation Assignment

DIVISION SERIES RECORD

YEAR	CLUB, OPP	AVG	G	AB	R	H	2B	3B	HR	RBI	SH	SF	HP	BB	SO	SB	CS	E
1997	HOU, ATL	.333	3	3	0	1	0	0	0	0	0	0	0	0	2	1	0	0

ABREU'S CAREER TRANSACTIONS

- Signed by Houston Astros as a free agent, August 21, 1990.
- On disabled list with fractured hamate bone in right hand, May 23-June 30, 1997; included rehabilitation assignments to Jackson, June 23-26 and New Orleans, June 27-30.
- Selected by Tampa Bay Devil Rays in 3rd round of Major League Expansion Draft, November 18, 1997.
- Traded to Philadelphia, November 18, 1997 for Kevin Stocker (ss).

ABREU'S CAREER BATTING BREAKDOWN

2002						Career				
AVG	AB	H	HR	RBI		AVG	AB	H	HR	RBI
.292	24	7	1	7	Arizona	.328	125	41	3	27
.245	53	13	0	3	Atlanta	.278	266	74	4	27
.385	26	10	2	7	Chicago	.347	144	50	9	35
.474	19	9	1	6	Cincinnati	.329	140	46	3	22
.158	19	3	0	1	Colorado	.298	151	45	9	26
.344	64	22	2	11	Florida	.348	299	104	16	51
.316	19	6	0	1	Houston	.325	114	37	8	25
.304	23	7	1	2	Los Angeles	.285	137	39	4	19
.333	21	7	2	8	Milwaukee	.306	124	38	4	22
.222	72	16	4	10	Montreal	.275	265	73	12	39
.352	71	25	2	7	New York	.308	276	85	11	32
-	-	-	-	-	Philadelphia	.211	19	4	0	2
.240	25	6	1	3	Pittsburgh	.281	160	45	6	23
.269	26	7	3	4	St. Louis	.266	154	41	3	18
.385	26	10	0	4	San Diego	.364	154	56	7	35
.278	18	5	0	3	San Francisco	.303	132	40	5	19
.381	21	8	1	4	Baltimore	.344	93	32	3	14
-	-	-	-	-	Boston	.208	53	11	1	3
.250	12	3	0	1	Chicago	.250	12	3	0	1
.333	9	3	0	1	Cleveland	.333	9	3	0	1
.500	14	7	0	2	Detroit	.500	14	7	0	2
.200	10	2	0	0	Minnesota	.200	10	2	0	0
-	-	-	-	-	New York	.286	42	12	3	7
-	-	-	-	-	Tampa Bay	.298	47	14	2	12
-	-	-	-	-	Toronto	.327	49	16	3	6
-	-	-	-	-	March	.333	6	2	0	0
.284	81	23	2	14	April	.297	472	140	14	69
.284	88	25	1	11	May	.283	516	146	18	74
.368	95	35	3	16	June	.335	483	162	21	89
.224	107	24	4	13	July	.294	500	147	18	72
.324	108	35	7	18	August	.331	507	168	25	93
.366	93	34	3	13	September	.296	470	139	19	67
-	-	-	-	-	October	.400	35	14	1	4
.284	257	73	8	35	Home	.303	1457	442	61	238
.327	315	103	12	50	Road	.311	1532	476	55	230
.313	195	61	9	31	Day	.306	918	281	37	155
.305	377	115	11	54	Night	.308	2071	637	79	313
.349	278	97	10	47	Grass	.313	1229	385	41	179
.269	294	79	10	38	Turf	.303	1760	533	75	289
.302	288	87	7	43	Pre-ASG	.302	1608	485	55	248
.313	284	89	13	42	Post-ASG	.314	1381	433	61	220
.302	162	49	0	22	vs LHP	.278	734	204	4	94
.310	410	127	20	63	vs RHP	.317	2255	714	112	374
.313	144	45	6	67	RISP	.317	695	220	30	336
.182	11	2	0	9	Bases loaded	.352	54	19	2	64
.000	3	0	0	1	Pinch-hitting	.219	32	7	0	6
-	-	-	-	-	DH	.320	25	8	0	3

ABREU'S CAREER STATS BY BALLPARK

	AVG	AB	H	HR	RBI		AVG	AB	H	HR	RBI
Bank One Ballpark	.317	60	19	0	9	Miller Park	.227	22	5	2	9
Turner Field	.257	144	37	3	13	Olympic Stadium	.282	142	40	8	24
Wrigley Field	.342	79	27	6	23	Shea Stadium	.305	141	43	4	18
Cinergy Field	.414	70	29	2	9	Veterans Stadium	.304	1348	410	58	223
Coors Field	.304	69	21	3	8	Three Rivers Stadium	.244	41	10	2	6
Pro Player Stadium	.333	159	53	7	24	PNC Park	.320	25	8	1	3
Astrodome	.280	132	37	4	19	Busch Stadium	.319	69	22	2	14
Minute Maid Park	.364	44	16	4	8	Qualcomm Stadium	.370	81	30	1	14
Dodger Stadium	.200	75	15	1	7	3Com Park	.273	33	9	0	3
County Stadium	.348	46	16	0	3	Pacific Bell Park	.333	36	12	1	4
Camden Yards	.386	44	17	2	5	Yankee Stadium	.263	19	5	2	5
Fenway Park	.176	34	6	1	2	Tropicana Field	.385	26	10	1	9
Jacobs Field	.333	9	3	0	1	SkyDome	.407	27	11	1	3
Comerica Park	.500	14	7	0	2						

ABREU'S CAREER FIELDING

POSITION	PCT	G	PO	A	E	TC	DP
Outfield	.982	820	1549	63	30	1642	9

ABREU'S GAME HIGHS

HITS: 5 - 8/8/99 vs ARI ... **RUNS:** 4 - 7/29/99 vs FLA ... **DOUBLES:** 3 - 5/4/00 vs CIN ... **TRIPLES:** 2 - 7/18/02 vs CHI ... **HOME RUNS:** 2 - 7 times, last: 9/5/02 at MTL ... **RBI:** 6 - 8/24/99 vs SD ... **WALKS:** 4 - 7/4/98 vs MIL; 5/7/02 vs HOU ... **STOLEN BASES:** 2 - 16 times, last: 9/27/02 at FLA ... **HITTING STREAK:** 17 games - 9/5-24/02 ... **PINCH-HR:** None ... **GRAND SLAMS:** 1 - 4/16/99 vs FLA (Medina); 7/17/00 at NYY (Grimsley) ... **INSIDE-THE-PARK HR:** 1 - 5/14/99 vs NYM; 8/27/00 vs SF; 6/24/01 at FLA.



TERRY ADAMS

B-T: R-R
HT: 6-3; **WT:** 220
AGE: 29, turns 30 on March 6
BORN: March 6, 1973, Mobile, AL
RESIDES: Semmes, AL
ML SERVICE: 7 years, 49 days

HOW OBTAINED: Accepted arbitration, 12/19/02, and signed one-year contract, 2/10/03.

Right-Handed Pitcher

51

2002 SEASON: Began season in starting rotation ... Missed his 3rd start of the season with a strain of his right sternoclavicular joint ... Allowed 10 unearned runs in his first 9 starts ... Struck out a season-high 7 batters, 3 times: 4/26 at COL, 5/12 vs ARI and 6/16 vs BAL ... Struck out his 500th career batter, 5/1 at SF (Tsuyoshi Shinjo) ... Earned his 1st win as a Phillie, 5/12 vs ARI (6.0 IP, 0 ER), 3-1 ... Pitched a season-high 7.0 innings in 3 straight starts, 6/16-7/27 (3.00 ERA) ... Got his only RBI of the season, 7/7 vs MTL (walked with bases loaded) ... Moved into bullpen following his start, 7/20 vs ATL (5.0 IP, 6 H, 4 ER) ... Allowed 3 ER or less in 11 of 19 starts ... Pitched 3.0 shutout innings to get the win, 8/23 at STL (2 H, 4 SO) ... Won both ends of a doubleheader, 9/21 at CIN, becoming the first Phillie to do so since Jack Baldschun, 4/14/63 at STL ... Posted a 2.38 ERA in 27 relief appearances; 0.91 ERA in his final 16 appearances ... Held opponents to a .186 avg in relief.

CAREER: 12-year pro ... **1991:** Cubs 4th round selection in June draft ... Began his pro career as a starter with Huntington (R) ... Led Appalachian League with 9 losses ... **1992:** Spent season with Peoria (A) ... Made a career-high 25 starts and threw only complete games (3) of career ... **1993:** Spent season with Daytona (A), but missed 2nd half of year following arthroscopic surgery on his right shoulder ... On DL, 6/21-9/21 ... **1994:** Opened season in rotation for Daytona, but was converted to a reliever in mid-May after going 1-5, 6.32 ERA in first 7 starts ... Was 8-5, 2.85 ERA (47.1 IP, 15 ER) in relief ... **1995:** Began season with Orlando (AA) before being promoted to Iowa (AAA) ... Combined to go 24-for-27 in save opportunities for both teams ... Allowed just 1 ER over final 25 minor league games (23.2 IP) ... Recalled by CHI, 8/9, and made ML debut, 8/10 vs SD, appearing in both games of a DH (1.2 IP) ... Earned 1st ML save, 8/14 at LA ... Picked up 1st ML win, 9/13 vs LA ... **1996:** First full season in majors ... Ranked 3rd among ML relievers with 101.0 IP ... Became the 3rd Cubs rookie in franchise history to pitch at least 100.0 relief innings, joining Willie Hernandez (103.0 in 1977) and Chuck McElroy (101.1 IP in 1991) ... Pitched a relief career-high 4.0 innings, 4/8 at COL and 5/1 at NYM ... Threw 15.0 consecutive scoreless innings, 5/14-6/18 (10 games) ... **1997:** Led CHI staff in saves (18), going 18-for-22 ... Tied for 9th in

NL in appearances (74) ... Allowed only 7 of 43 inherited runners to score (16.3 %), 5th-lowest ratio among NL relievers ... Began season by allowing just 2 ER in 27.1 IP (21 games) ... Pitched 18.2 consecutive scoreless innings, 4/13-5/14 (13 games), longest streak by a CHI reliever since Les Lancaster hurled 30.2 IP in 1989 ... **1998:** Averaged 9.04 strikeouts per 9.0 innings ... Had a 2.03 ERA in first 35 games (10 ER, 44.1 IP) ... Threw 15.2 consecutive scoreless innings, 5/28-6/22 ... Optioned to Iowa, 8/23, after allowing 15 ER over 16 appearances ... Rejoined CHI on 8/31 for remainder of season ... **1999:** Opened season on the DL with a sprained right elbow ... Made 2 relief appearances at West Tennessee (AA) ... Activated on 5/8 ... Had season-high 4 strikeouts, 5/18 at FLA (2.0 IP) ... Returned to DL, 6/19-7/3 with a strained right groin ... Had 13 saves in 18 opportunities ... Traded to LA, 12/12 ... **2000:** Led LA staff in appearances (66) ... In 32 home games, had a 2.88 ERA (13 ER, 40.2 IP) and held opponents to .185 avg (27-146) ... Held lefties to .226 avg (36-159) ... Earned the save in his 1st appearance of the season, 4/3 at MTL (3.0 IP) ... **2001:** Reached career high in wins (12), innings (166.1) and strikeouts (141) in his 2nd season with the Dodgers ... Began season in bullpen before being moved into starting rotation ... Had 8.1 inning scoreless streak to start season (6 games), snapped by Barry Bonds' 500th HR, 4/17 at SF ... Made 363 consecutive ML relief appearances before his 1st big league start, 6/5 at ARI (ND, 4.2 IP, 5 H, 3 R) ... Had a career-high 9 strikeouts in 6.0 innings, 6/10 vs ANA ... Pitched career-high 8.0 innings, 3 times: 7/17 at PIT (4-1 win), 9/1 vs STL (3-1 win) and 9/18 vs SD (3-2 loss) ... Went 10-6, 4.16 ERA (136.1 IP, 63 ER) as starter and 2-2, 5.10 ERA (30.0 IP, 17 ER) as reliever ... **MISC:** Appeared in more games in the 1990s than any other CHI pitcher (276).

PERSONAL: Terry Wayne Adams ... Married Bea Rivera (2/9/02); one daughter, Delaney (8/15/97) and one son Trenton Beau (due 3/18/03) ... 1991 graduate of Mary G. Montgomery High School (AL), where he played baseball and football ... 1991 Alabama High School Player of the Year, after going 12-2 with a 1.17 ERA during his senior season ... Assisted Chicago's Literacy Campaign while a member of the Cubs.

TERRY ADAMS' CAREER RECORD

YEAR	CLUB	W-L	ERA	G	GS	CG	SHO	SV	IP	H	R	ER	HR	HB	BB	SO	WP	BK
1991	Huntington	0-9	5.77	14	13	0	0	0	57.2	67	*56	37	1	6	62	52	4	4
1992	Peoria	7-12	4.41	25	25	3	1	0	157.0	144	95	77	7	9	86	96	13	1
1993	Daytona	3-5	4.97	13	13	0	0	0	70.2	78	47	39	2	1	43	35	9	2
1994	Daytona	9-10	4.38	39	7	0	0	7	84.1	87	47	41	5	4	46	64	8	1
1995	Orlando	2-3	1.43	37	0	0	0	19	37.2	23	9	6	2	2	16	26	4	1
	Iowa	0-0	0.00	7	0	0	0	5	6.1	3	0	0	0	0	2	10	1	0
	CHICAGO (NL)	1-1	6.50	18	0	0	0	1	18.0	22	15	13	0	0	10	15	1	0
1996	CHICAGO (NL)	3-6	2.94	69	0	0	0	4	101.0	84	36	33	6	1	49	78	5	1
1997	CHICAGO (NL)	2-9	4.62	74	0	0	0	18	74.0	91	43	38	3	1	40	64	6	0
1998	Iowa	0-0	0.00	3	0	0	0	0	4.0	1	1	0	0	0	3	5	1	0
	CHICAGO (NL)	7-7	4.33	63	0	0	0	1	72.2	72	39	35	7	1	41	73	4	3
1999	West Tenn - a	0-0	16.88	2	1	0	0	0	2.2	5	6	5	0	0	2	2	0	0
	CHICAGO (NL)	6-3	4.02	52	0	0	0	13	65.0	60	33	29	9	0	28	57	6	0
2000	LOS ANGELES	6-9	3.52	66	0	0	0	2	84.1	80	42	33	6	0	39	56	5	0
2001	LOS ANGELES	12-8	4.33	43	22	0	0	0	166.1	172	84	80	9	3	54	141	7	2
2002	PHILLIES	7-9	4.35	46	19	0	0	0	136.2	132	76	66	9	3	58	96	8	0
Minors TOTALS		21-39	4.39	140	59	3	1	31	420.1	408	261	205	17	22	260	290	40	9
ML TOTALS		44-52	4.10	431	41	0	0	39	718.0	713	368	327	49	9	319	580	42	6

* League Leader a - Rehabilitation Assignment

MAJOR LEAGUE HITTING TOTALS

YEAR	AVG	AB	R	H	2B	3B	HR	RBI	SH	SF	HP	BB	SO	SB	CS	E
2002	.080	25	0	2	0	0	0	1	6	0	0	3	13	0	0	4
Career	.052	77	2	4	1	0	0	2	12	1	0	7	40	0	0	11

ADAMS' CAREER TRANSACTIONS

- Selected by Chicago Cubs in 4th round of June 1991 draft.
- On disabled list with a sprained right elbow, March 26-May 8, 1999; included rehabilitation assignment to West Tennessee, April 30-May 4 and Iowa, May 6-8.
- On disabled list with a strained right groin, June 19-July 4, 1999.
- Traded to Los Angeles Dodgers with Chad Ricketts (rhp) and a player to be named later (Brian Stephenson), December 12, 1999, for Ismael Valdes (rhp) and Eric Young (2b).
- Signed by Philadelphia as a free agent, January 15, 2002.
- Accepted arbitration, December 19, 2002, and signed one-year contract, February 10, 2003.

ADAMS' CAREER PITCHING BREAKDOWN

2002					Career					
W-L-S	ERA	G	IP	ER		W-L-S	ERA	G	IP	ER
1-0-0	4.09	2	11.0	5	Arizona	3-3-2	4.14	24	50.0	23
0-2-0	5.73	7	22.0	14	Atlanta	3-6-1	5.50	31	54.0	33
0-0-0	0.00	1	0.1	0	Chicago	0-0-0	9.95	6	6.1	7
2-0-0	3.00	2	3.0	1	Cincinnati	3-2-6	4.06	29	37.2	17
0-1-0	3.00	1	6.0	2	Colorado	4-2-2	4.18	25	56.0	26
1-1-0	5.02	4	14.1	8	Florida	5-3-2	3.20	32	50.2	18
0-0-0	4.50	1	4.0	2	Houston	0-3-1	6.42	28	33.2	24
0-0-0	4.91	3	3.2	2	Los Angeles	1-2-4	3.77	24	31.0	13
0-0-0	6.75	2	1.1	1	Milwaukee	1-1-1	7.07	12	14.0	11
0-1-0	11.88	5	8.1	11	Montreal	2-5-3	5.57	25	32.1	20
1-1-0	5.00	5	18.0	10	New York	3-7-2	3.84	33	58.2	25
-	-	-	-	-	Philadelphia	3-3-0	3.13	21	31.2	11
0-1-0	1.13	3	8.0	1	Pittsburgh	5-1-6	2.01	30	53.2	12
1-0-0	0.00	2	4.0	0	St. Louis	4-2-0	5.26	27	37.2	22
0-1-0	9.82	2	3.2	4	San Diego	1-4-2	3.54	26	48.1	19
0-0-0	0.00	3	9.0	0	San Francisco	4-3-3	3.33	32	54.0	20
-	-	-	-	-	Anaheim	0-0-0	3.77	4	14.1	6
0-1-0	3.86	1	7.0	3	Baltimore	0-1-0	3.86	1	7.0	3
-	-	-	-	-	Chicago	0-1-1	0.00	5	8.1	0
1-0-0	1.50	1	6.0	1	Cleveland	1-1-1	3.72	5	9.2	4
-	-	-	-	-	Detroit	0-1-0	54.00	1	0.1	2
-	-	-	-	-	Kansas City	0-0-1	10.80	2	1.2	2
0-0-0	1.29	1	7.0	1	Minnesota	1-0-1	2.61	4	10.1	3
-	-	-	-	-	Oakland	0-1-0	6.00	1	6.0	4
-	-	-	-	-	Seattle	0-0-0	1.04	2	8.2	1
-	-	-	-	-	Texas	0-0-0	4.50	1	2.0	1
-	-	-	-	-	March	0-0-0	0.00	1	1.0	0
0-3-0	5.01	4	23.1	13	April	5-7-3	2.26	58	107.2	27
2-0-0	3.09	6	32.0	11	May	6-7-7	4.57	73	112.1	57
2-2-0	3.73	5	31.1	13	June	10-8-5	3.69	64	124.1	51
0-2-0	8.57	8	21.0	20	July	7-7-8	5.10	71	127.0	72
1-1-0	4.02	12	15.2	7	August	9-15-8	4.68	90	132.2	69
2-1-0	1.35	11	13.1	2	September	7-7-8	3.98	72	110.2	49
-	-	-	-	-	October	0-1-0	7.71	2	2.1	2
2-4-0	4.35	23	70.1	34	Home	24-24-13	3.99	219	360.2	160
5-5-0	4.34	23	66.1	32	Road	20-28-26	4.21	212	357.1	167
2-4-0	3.91	16	46.0	20	Day	17-27-13	4.35	207	312.1	151
5-5-0	4.57	30	90.2	46	Night	27-25-26	3.90	224	405.2	176
5-4-0	3.68	21	63.2	26	Grass	40-40-28	4.01	353	578.2	258
2-5-0	4.93	25	73.0	40	Turf	4-12-11	4.46	78	139.1	69
4-6-0	4.53	17	95.1	48	Pre-ASG	22-24-16	3.72	213	382.2	158
3-3-0	3.92	29	41.1	18	Post-ASG	22-28-23	4.54	218	335.1	169
4-7-0	5.00	19	102.2	57	Starter	14-13-0	4.52	41	239.0	120
3-2-0	2.38	27	34.0	9	Reliever	30-39-39	3.89	390	479.0	207

ADAMS' CAREER STATS BY BALLPARK

	W-L-S	ERA	G	IP	ER		W-L-S	ERA	G	IP	ER
Bank One Ballpark	2-2-2	5.40	14	26.2	16	Miller Park	0-0-0	0.00	1	0.1	0
Atl.-Fulton Co. Stadium	0-0-0	9.00	2	2.0	2	Olympic Stadium	0-4-2	7.31	13	16.0	13
Turner Field	2-4-0	6.12	14	25.0	17	Shea Stadium	0-2-1	1.88	14	24.0	5
Wrigley Field	12-13-13	4.60	151	176.0	90	Veterans Stadium	3-6-0	4.06	34	88.2	40
Cinergy Field	3-1-4	4.42	15	18.1	9	Three Rivers Stadium	0-0-4	3.07	12	14.2	5
Coors Field	3-1-1	4.14	14	37.0	17	PNC Park	2-1-0	1.35	3	20.0	3
Pro Player Stadium	2-1-1	3.14	17	28.2	10	Busch Stadium	2-1-0	4.80	12	15.0	8
Astrodome	0-1-1	7.04	8	7.2	6	Qualcomm Stadium	0-2-2	4.29	15	21.0	10
Minute Maid Park	0-0-0	3.00	3	3.0	1	3Com Park	0-1-1	4.00	8	9.0	4
Dodger Stadium	10-7-4	3.24	60	133.1	48	Pacific Bell Park	2-1-0	2.95	5	18.1	6
County Stadium	0-1-1	9.00	4	3.0	3						
Edison Field	0-0-0	6.14	2	7.1	5	Kauffman Stadium	0-0-0	13.50	1	0.2	1
US Cellular Field	0-1-1	0.00	2	4.1	0	N.A. Coliseum	0-1-0	6.00	1	6.0	4
Jacobs Field	1-0-1	1.13	3	8.0	1	SAFECO Field	0-0-0	0.00	1	1.2	0
Tiger Stadium	0-1-0	54.00	1	0.1	2	Ballpark in Arlington	0-0-0	4.50	1	2.0	1

ADAMS' CAREER FIELDING

POSITION	PCT	G	PO	A	E	TC	DP
Pitcher	.943	431	68	115	11	194	4

ADAMS' GAME HIGHS

STRIKEOUTS: 9 - 6/10/01 vs ANA ... **WALKS:** 6 - 6/27/01 at SF; 7/15/02 at MTL ... **LONGEST OUTING:** Starter: 8.0 inn - 3 times, last: 9/18/01 vs SD ... Reliever: 4.0 inn - 2 times, last: 5/11/96 at NYM ... **WINNING STREAK:** 4 games - 3/29-6/15/98 ... **LOSING STREAK:** 5 games - 2 times, last: 6/26-8/27/97 ... **SCORELESS STREAK:** 18.2 inn - 4/13-5/14/97.



BRAD BAISLEY

B-T: R-R

HT: 6-9; **WT:** 205

AGE: 23, turns 24 on August 24

BORN: August 24, 1979, Dade City, FL

RESIDES: Tampa, FL

HOW OBTAINED: Phillies 2nd round pick in June 1998 draft.

Right-Handed Pitcher

62

2002 SEASON: Spent entire season at Reading (AA) ... Was 2-2, 2.90 ERA in 5 April starts ... Pitched at least 7.0 innings in 4 straight starts, 5/28-6/13 ... Was 3-2, 2.48 ERA in 5 June starts ... Placed on DL, 7/1 (retroactive to 6/30), with right shoulder inflammation ... Activated on 7/23 ... Made 3 more starts before being placed back on DL, 8/8 ... Activated on 8/17 ... Pitched at least 5.0 innings in each start until his 16th start of the season, 7/23 vs New Haven, when he only pitched 3.0 innings ... Allowed 3 ER or less in 13 of 21 starts ... Held right-handers to a .241 avg.

CAREER: Five-year pro ... **1998:** Phillies 2nd pick in June draft; signed on 7/16 ... Made pro debut at Martinsville (R) ... Played in Florida Instructional League ... **1999:** Pitched entire season for Piedmont (A) ... Led all Phillies pitchers in ERA (2.26), which ranked 5th among all minor league pitchers and 3rd in South Atlantic League ... Also finished tied for 2nd in SAL in shutouts (2) ... Recorded 7 consecutive wins, 5/16-7/16 ... Phillies Minor League Pitcher of the Month for June (3-0, 0.75, 9 BB, 23 SO) ... Struck out 11 in 7.1 innings, 7/16 vs Columbia ... Threw 9.0 inning no-hitter, 8/12 vs Hagerstown; won 3-0, walked 4 and struck out 12 ... Named Phillies Minor League Pitcher of the Week 3 times: 5/17-23, 6/7-13 and 8/9-15 ... Shut down 8/17 through end of season with elbow and shoulder inflammation ... Held opponents to a .220 average ... Pitched 6 innings or more in 17 of his 23 starts ... Named 5th-best prospect in the SAL by Baseball America ... Named Phillies 2nd-best prospect by Baseball America ... FIL for 2nd year ... **2000:** Pitched entire season at Clearwater (A) ... Earned 1st pro save in 1st game of season and 1st-ever pro relief appearance (relieved Curt Schilling on rehab assignment) ... Phillies Minor League Pitcher of the Week, 4/6-16 ... On DL with sore right shoulder, 5/22-7/17 ... Pitched at least 6 innings in 9 of 15 starts ... Ranked Phillies' 3rd-best prospect by Baseball America ... **2001:** Began season on DL ... Activated on 4/30 and assigned to Clearwater ... Earned 1st win of season, 5/25 vs Dunedin (7.0 IP, 6 H, 1 ER, 1 BB, 4 SO) ... Pitched 8.0 innings in back-to-back starts, 6/5 vs Jupiter (2 H, 0 ER, 1 BB, 11 SO) and 6/10 at Lakeland (7 H, 2 ER, 5 SO) ... Promoted to Reading, 7/5 ... Earned 1st double-A win, 7/12 vs Altoona (6.0, 7 H, 1 ER, 1 BB, 8 SO) ... Posted a 1.59 ERA in one Eastern League playoff start (5.2 IP, 1 ER) ... Pitched in FIL ... Ranked Phillies' 14th-best prospect by Baseball America.

PERSONAL: Brad Michael Baisley ... Single ... 1998 graduate of Land O'Lakes High School (Tampa) ... Played Little League and American Legion ball ... Turned down baseball-basketball scholarship at University of South Florida (Tampa) to sign pro contract that included a college scholarship ... Hobbies: Beach, music.

BRAD BAISLEY'S CAREER RECORD

YEAR	CLUB	W-L	ERA	G	GS	CG	SHO	SV	IP	H	R	ER	HR	HB	BB	SO	WP	BK
1998	Martinsville	3-2	3.58	7	7	0	0	0	27.2	27	12	11	2	2	4	14	2	0
1999	Piedmont	10-7	2.26	23	23	3	2	0	147.2	116	56	37	5	14	55	110	6	2
2000	Clearwater	3-9	3.74	16	15	2	0	1	89.0	95	47	37	9	3	34	60	4	0
2001	Clearwater	2-4	3.78	11	9	0	0	0	64.1	59	31	27	4	7	18	43	1	0
	Reading	5-4	6.50	12	10	0	0	0	62.1	82	50	45	14	6	14	37	5	0
2002	Reading	7-9	4.17	21	21	1	0	0	116.2	111	69	54	12	8	51	64	9	0
Minors TOTALS		30-35	3.74	90	85	6	2	1	507.2	490	265	211	46	40	176	328	27	2

BAISLEY'S CAREER TRANSACTIONS

- Selected by Philadelphia in 2nd round of June 1998 draft.



DAVID BELL

B-T: R-R

HT: 5-10; **WT:** 195

AGE: 30, turns 31 on September 14

BORN: September 14, 1972, Cincinnati, OH

RESIDES: Jupiter, FL

ML SERVICE: 7 years, 48 days

HOW OBTAINED: Signed by Phillies as a free agent, 11/24/02.

CONTRACT STATUS: Signed a four-year contract, 11/24/02, taking him through 2006.

Third Baseman

4

2002 SEASON: Recipient of SF's annual Willie McCovey Award, an honor bestowed by vote of teammates, coaches and training staff for the most inspirational player on club ... Led team with 154 games ... Ranked 3rd among NL 3rd basemen with .973 fielding % ... His 20 HR were 1 shy of career high set in 1999 ... Began season as SF's Opening Day 2nd baseman due to injury to Jeff Kent ... Went 2-for-3, 2 R, HR, BB, RBI in season opener, 4/2 at LA ... Hit 1st career leadoff HR, 5/10 at MTL ... Batted safely in 38 of final 52 games (.305, 53-174, 22 R, 11 2B, 5 HR, 24 RBI) ... Hit .317 with RISP ... Started at all 4 infield positions ... Overall, made 128 starts at 3B, 10 at 2B, 3 at SS and 2 at 1B ... Appeared in post-season for 3rd consecutive season ... Hit .412 in 5 NLCS games vs STL, including a solo HR off Matt Morris in the 5th inning of Game 5, 10/14 at SF, the Giants' 7th run in a 9-6 victory ... Hit .304 in 7 World Series games vs ANA, including a game-winning RBI single in the 8th inning of Game 4, 10/23 at SF, 4-3.

CAREER: 13-year pro ... **1990:** Began pro career with Gulf Coast Indians (R) ... Hit safely in first 10 pro games ... Promoted to Burlington (A) ... **1991:** Spent season with Columbus (A) ... Led South Atlantic League 3rd basemen in assists (268), total chances (398) and games (136) ... 3rd-hardest player to strike out in SAL (1 SO/10.68 AB) ... **1992:** Led Kinston (A) in games (123) and at-bats (464) ... **1993:** Spent entire season with Canton (AA) ... At 20 years old, was the youngest player in Eastern League ... Finished 4th in EL in hits (141) ... Led club in games (134) ... Named EL Player of the Week, 6/28-7/4 ... Had a 16-game hit streak, 6/7-7/13 ... Led EL 3rd basemen in double plays (32) ... Rated 10th-best prospect in EL by *Baseball America* ... **1994:** Played for Charlotte (AAA) ... His 88 RBI were 3rd-most in International League and 2nd-most in CLE farm system ... Finished 5th in IL in hits (141) and had the best fielding % among the league's 3rd basemen (.950) ... Named IL's Best Defensive 3rd baseman by *Baseball America* ... **1995:** Began season with Buffalo (AAA) ... Made ML debut with CLE, 5/3 vs DET ... Went hitless in 2 at-bats before being optioned back to Buffalo ... Traded to STL, 7/27 ... Appeared in 18 games for Louisville (AAA) before being recalled to STL ... 1st ML hit was a double, 8/19 vs ATL (Brad Clontz) ... Hit 1st ML home run, 8/30 at CIN ... **1996:** Began season with STL ... Made 45 appearances at 3rd base and 20 at 2nd base ... Committed only 1 error in 78 TC at 2nd base ... Hit only HR of season, 4/13 vs PHI ... Optioned to Louisville, 7/12 ... Recalled on 9/2 and appeared in 5 games for STL ... **1997:** Began season with STL ... Made 34 starts for STL (13 at 2B, 12 at 3B and 9 at SS) ... Placed on DL, 4/29-6/30, with a fractured finger on left hand ... Had 2 rehab stints with Louisville (6 G) and Arkansas (AA, 9 G) ... Collected 15 of his 30 ML hits during August, batting .319 (15-for-47) ... **1998:** Began season with STL ... Claimed off waivers by CLE, 4/14 ... Hit 1st career inside-the-park HR, 4/15 vs SEA (Randy Johnson) in 1st at-bat with CLE ... Tied career high with 4 hits, 8/7 at TB ... Traded to SEA, 8/31 ... Made 16 starts for SEA (13 at 2B, 2 at 1B and 1 at 3B) and also appeared in LF ... Hit safely in 17 of 20 games with SEA in which he had a plate appearance, including career-best 12 straight games to end season ... Made only 1 error at 2nd base ... **1999:** Combined with Alex Rodriguez to set ML record for HR by middle-infield combination with 62 ... Hit career-best 21 HR and drove in 78 runs, setting SEA club records for HR and RBI by a 2nd baseman ... Was among toughest players in AL to double-up, grounding into just 7 double plays ... Stepped into starting 2nd baseman position when Carlos Guillen moved to shortstop after Alex Rodriguez went on 15-day DL, 4/9 ... Ended season leading all AL 2nd basemen in putouts (313) and double plays (118) ... His 157 games were 2nd-highest on club (Ken Griffey, Jr. led with 160) and 160 hits were 3rd (Griffey, 173; Edgar Martinez, 169) ... Homered in 3 straight games twice (5/2-5, 5/12-15) ... Slugged 3 doubles in Inaugural Game at SAFECO Field, 7/15 vs SD ... Made 2 starts at 1st base ... Batted leadoff in 38 games ... Was named Unsung Hero by SEA Chapter of BBWAA ... **2000:** Began season as club's starting 2nd baseman before moving to 3rd

base after injury to Carlos Guillen . . . Made 122 starts (81 at 3B, 40 at 2B and 1 at 1B) . . . Club was 24 games over .500 in his starts (73-49) . . . Hit just .171 in April (12-79), but rebounded to hit .260 rest of way . . . Made 1st career appearance at shortstop, 6/30 vs TEX, starting at 3rd before moving to shortstop late in game . . . Played all 4 infield positions, including a start at 1st base, 9/2 at BOS . . . Hit solo HR to lead off 7th inning to break 2-2 tie in SEA's wild card-clinching 5-3 win, 10/1 at ANA . . . Hit .313 (5-16), 10 RBI with bases loaded . . . Hit .364, 1 RBI in ALDS vs CWS and .222 in ALCS vs NYY, his 1st post-season experience . . . **2001:** Ranked 4th among AL 3rd basemen with .961 fielding % and finished 5th with 363 total chances . . . Had a career-high 4 RBI, 5/9 at BOS . . . Had 4 straight multi-hit games, 8/12-16 (.600, 9-15) . . . Set club record with 8 hits over two-game span, 8/22 (5 H) and 8/23 (3 H) . . . Set career high and tied club mark with 5 hits, 8/22 vs DET (fell triple short of cycle) . . . Started at 1st base, 8/23 vs DET, and collected 1st career multi-HR game; was 3-for-4 with 2 solo HR . . . Missed 13 games, 9/10-10/4, with strained muscle in his ribcage . . . Hit .313 in ALDS vs CLE, including his first post-season HR, a solo shot off Chuck Finley in Game 2, 10/11 at SEA, a 5-1 win.

PERSONAL: David Michael Bell . . . Married Kristi Kimener (11/27/99) . . . 1990 graduate of Moeller High School (OH), where he helped lead school to 1989 state title . . . Was a member of Mickey Mantle (1988) and Connie Mack (1989) World Series winners . . . Son of former 3rd baseman Buddy Bell and grandson of former outfielder Gus Bell . . . Brothers, Mike and Rick, also play professionally.

DAVID BELL'S CAREER RECORD

YEAR	CLUB	AVG	G	AB	R	H	2B	3B	HR	RBI	SH	SF	HP	BB	SO	SB	CS	E
1990	Indians, GCL	.261	30	111	18	29	5	1	0	13	0	1	4	10	8	1	1	7
	Burlington	.167	12	42	4	7	1	1	0	2	0	1	1	2	5	2	1	3
1991	Columbus	.230	136	491	47	113	24	1	5	63	3	7	5	37	50	3	2	31
1992	Kinston	.252	123	464	52	117	17	2	6	47	2	7	1	54	66	2	4	20
1993	Canton-Akron	.292	129	483	69	141	20	2	9	60	2	6	3	43	54	3	4	17
1994	Charlotte	.293	134	481	66	141	17	4	18	88	1	7	9	41	54	2	5	19
1995	Buffalo	.272	70	254	34	69	11	1	8	34	1	3	4	22	37	0	3	9
	CLEVELAND	.000	2	2	0	0	0	0	0	0	0	0	0	0	0	0	0	1
	Louisville	.276	18	76	9	21	3	1	1	9	1	0	3	2	10	4	0	1
	ST. LOUIS	.250	39	144	13	36	7	2	2	19	0	1	2	4	25	1	2	6
1996	ST. LOUIS	.214	62	145	12	31	6	0	1	9	0	1	1	10	22	1	1	5
	Louisville	.176	42	136	9	24	5	1	0	7	0	0	0	7	15	1	2	5
1997	ST. LOUIS	.211	66	142	9	30	7	2	1	12	2	1	0	10	28	1	0	8
	Arkansas - a	.219	9	32	3	7	2	0	1	3	0	0	1	2	2	1	0	1
1998	Louisville - a	.277	6	22	3	5	0	0	1	4	0	1	0	0	6	0	0	0
	ST. LOUIS	.222	4	9	0	2	1	0	0	0	0	0	0	0	3	0	0	0
	CLEVELAND	.261	107	340	37	89	21	2	10	41	1	5	2	22	54	0	4	9
	SEATTLE	.325	21	80	11	26	8	0	0	8	0	0	0	5	8	0	0	1
1999	SEATTLE	.268	157	597	92	160	31	2	21	78	3	7	2	58	90	7	4	17
2000	SEATTLE	.247	133	454	57	112	24	2	11	47	6	4	6	42	66	2	3	15
2001	SEATTLE	.260	135	470	62	122	28	0	15	64	5	4	3	28	59	2	1	14
2002	SAN FRANCISCO	.261	154	552	82	144	29	2	20	73	6	7	9	54	80	1	2	12
Minors	TOTALS	.260	709	2592	314	674	105	14	49	330	10	33	31	220	307	19	22	113
NL	TOTALS	.245	325	992	116	243	50	6	24	113	21	27	12	78	158	4	5	31
AL	TOTALS	.262	555	1943	259	509	112	6	57	238	2	3	13	155	277	11	9	57
ML	TOTALS	.256	880	2935	375	752	162	12	81	351	23	30	25	233	435	15	17	88

a - Rehabilitation Assignment

DIVISION SERIES RECORD

YEAR	CLUB, OPP	AVG	G	AB	R	H	2B	3B	HR	RBI	SH	SF	HP	BB	SO	SB	CS	E
2000	SEA, CHI	.364	3	11	0	4	1	0	0	1	0	0	0	2	2	0	0	0
2001	SEA, CLE	.313	5	16	2	5	1	0	1	2	0	1	0	1	6	0	0	0
2002	SF, ATL	.188	5	16	3	3	0	0	0	1	0	0	0	3	4	0	0	1
DS	TOTALS	.279	13	43	5	12	2	0	1	4	0	1	0	6	12	0	0	1

LEAGUE CHAMPIONSHIP SERIES RECORD

YEAR	CLUB, OPP	AVG	G	AB	R	H	2B	3B	HR	RBI	SH	SF	HP	BB	SO	SB	CS	E
2000	SEA, NYY	.222	5	18	0	4	0	0	0	0	0	0	0	0	0	0	0	0
2001	SEA, NYY	.188	5	16	1	3	0	0	0	4	1	0	0	0	3	0	0	1
2002	SF, STL	.412	5	17	4	7	1	0	1	1	0	0	0	2	3	0	0	0
LCS	TOTALS	.275	15	51	5	14	1	0	1	5	1	0	0	2	6	0	0	1

WORLD SERIES RECORD

YEAR	CLUB, OPP	AVG	G	AB	R	H	2B	3B	HR	RBI	SH	SF	HP	BB	SO	SB	CS	E
2002	SF, ANA	.304	7	23	4	7	0	0	1	4	0	0	1	5	4	0	1	2

BELL'S CAREER TRANSACTIONS

- Selected by Cleveland Indians in 7th round of June 1990 draft.
- Traded to St. Louis Cardinals with Rick Heiserman (rhp) and Pepe McNeal (c), July 27, 1995, for Ken Hill (rhp).
- On disabled list with fractured finger on left hand, April 29-June 30, 1997; included rehabilitation assignments to Arkansas and Louisville, June 9-30.
- Claimed off waivers by Cleveland Indians, April 14, 1998.
- Traded to Seattle Mariners, August 31, 1998, for Joey Cora (inf).
- Traded to San Francisco Giants, January 25, 2001, for Desi Relaford (inf).
- Signed by Philadelphia as a free agent, November 24, 2002.

BELL'S CAREER BATTING BREAKDOWN

AVG	AB	2002					AVG	AB	Career			
		H	HR	RBI					H	HR	RBI	
.212	66	14	4	11	Arizona	.271	96	26	5	14		
.143	21	3	0	1	Atlanta	.133	75	10	0	2		
.200	20	4	2	5	Chicago	.184	49	9	3	6		
.217	23	5	0	2	Cincinnati	.238	80	19	1	9		
.274	73	20	3	7	Colorado	.240	129	31	5	15		
.360	25	9	2	5	Florida	.316	38	12	2	6		
.353	17	6	0	0	Houston	.220	59	13	0	1		
.279	68	19	2	10	Los Angeles	.242	128	31	3	20		
.211	19	4	0	2	Milwaukee	.233	30	7	1	3		
.250	20	5	1	3	Montreal	.244	45	11	2	6		
.176	17	3	0	2	New York	.190	21	4	0	3		
.222	18	4	0	1	Philadelphia	.265	49	13	1	5		
.429	21	9	2	4	Pittsburgh	.330	94	31	2	10		
.313	16	5	1	3	St. Louis	.320	25	8	1	4		
.309	68	21	1	13	San Diego	.269	167	45	1	18		
-	-	-	-	-	San Francisco	.354	65	23	3	11		
-	-	-	-	-	Anaheim	.248	141	35	4	18		
.250	8	2	1	1	Baltimore	.273	143	39	6	22		
-	-	-	-	-	Boston	.246	118	29	4	15		
-	-	-	-	-	Chicago	.192	99	19	1	14		
-	-	-	-	-	Cleveland	.227	88	20	1	5		
-	-	-	-	-	Detroit	.301	103	31	5	17		
-	-	-	-	-	Kansas City	.258	155	40	3	14		
-	-	-	-	-	Minnesota	.212	137	29	3	20		
.250	12	3	0	0	New York	.224	116	26	1	9		
.263	19	5	1	2	Oakland	.311	193	60	7	25		
-	-	-	-	-	Seattle	.261	23	6	2	3		
.231	13	3	0	1	Tampa Bay	.224	170	38	3	15		
-	-	-	-	-	Texas	.333	198	66	8	26		
.000	8	0	0	0	Toronto	.208	101	21	3	15		
.275	91	25	3	13	April	.216	408	88	14	45		
.211	95	20	5	16	May	.258	508	131	18	83		
.266	94	25	3	10	June	.265	490	130	11	55		
.221	95	21	4	11	July	.254	489	124	14	51		
.310	100	31	4	12	August	.266	503	134	13	50		
.286	77	22	1	11	September	.267	516	138	9	63		
-	-	-	-	-	October	.333	21	7	2	4		
.251	255	64	7	32	Home	.255	1451	370	34	175		
.269	297	80	13	41	Road	.257	1484	382	47	176		
.237	198	47	6	23	Day	.240	879	211	27	101		
.274	354	97	14	50	Night	.263	2056	541	54	250		
.271	521	141	19	71	Grass	.261	2343	611	63	275		
.097	31	3	1	2	Turf	.238	592	141	18	76		
.248	310	77	13	43	Pre-ASG	.252	1570	395	50	206		
.277	242	67	7	30	Post-ASG	.262	1365	357	31	145		
.263	137	36	5	22	vs LHP	.262	752	197	19	84		
.260	415	108	15	51	vs RHP	.254	2183	555	62	267		
.317	126	40	4	50	RISP	.268	735	197	12	254		
.385	13	5	0	14	Bases loaded	.296	71	21	0	49		
.333	6	2	0	0	Pinch-hitting	.167	30	5	0	1		
-	-	-	-	-	DH	-	0	0	0	0		

BELL'S CAREER STATS BY BALLPARK

	AVG	AB	H	HR	RBI		AVG	AB	H	HR	RBI
Bank One Ballpark	.319	47	15	3	5	Miller Park	.091	11	1	0	1
Atl.-Fulton Co. Stadium	.111	27	3	0	1	Olympic Stadium	.125	24	3	1	2
Turner Field	.214	14	3	0	1	Shea Stadium	.250	8	2	0	2
Wrigley Field	.219	32	7	3	5	Veterans Stadium	.190	21	4	0	0
Cinergy Field	.263	38	10	1	3	Three Rivers Stadium	.243	37	9	0	4
Coors Field	.286	77	22	5	14	PNC Park	.545	11	6	2	4
Pro Player Stadium	.318	22	7	0	2	Busch Stadium	.249	241	60	3	29
Astrodome	.143	21	3	0	0	Aloha Stadium	.000	6	0	0	0
Minute Maid Park	.250	12	3	0	0	Qualcomm Stadium	.259	81	21	1	8
Dodger Stadium	.316	57	18	2	12	3Com Park	.400	5	2	0	0
County Stadium	.273	11	3	1	1	Pacific Bell Park	.255	263	67	7	32
Edison Field	.244	82	20	3	11	Metrodome	.197	71	14	1	7
Camden Yards	.232	56	13	3	7	Yankee Stadium	.203	64	13	1	7
Fenway Park	.282	71	20	3	13	N. A. Coliseum	.367	90	33	5	12
US Cellular Field	.175	57	10	0	9	Kingdome	.308	185	57	10	36
Jacobs Field	.257	230	59	3	25	SAFECO Field	.249	606	151	13	60
Tiger Stadium	.240	25	6	0	7	Tropicana Field	.222	72	16	3	7
Comerica Park	.136	22	3	0	0	Ballpark in Arlington	.340	97	33	4	9
Kauffman Stadium	.264	87	23	2	9	SkyDome	.222	54	12	1	6

BELL'S CAREER FIELDING

POSITION	PCT	G	PO	A	E	TC	DP
First base	1.000	16	77	7	0	84	8
Second base	.978	410	768	1086	42	1896	270
Third base	.959	466	261	769	44	1074	59
Shortstop	.961	20	16	33	2	51	5
Outfield	—	1	0	0	0	0	0

BELL'S GAME HIGHS

HITS: 5 - 8/22/01 vs DET ... **RUNS:** 3 - 8 times, last: 7/15/02 vs ARI ... **DOUBLES:** 3 - 7/15/99 vs SD ... **TRIPLES:** 1 ... **HOME RUNS:** 2 - 3 times, last: 8/4/02 at PIT ... **RBI:** 4 - 5/9/01 at BOS ... **WALKS:** 3 - 5 times, last: 9/30/00 at ANA ... **STOLEN BASES:** 1 ... **HITTING STREAK:** 12 games - 9/15-27/98 ... **GRAND SLAMS:** None ... **PINCH-HR:** None ... **INSIDE-THE-PARK HR:** 1 - 4/15/98 vs SEA.



PAT BURRELL

(pronounced BURL)

B-T: R-R

HT: 6-4; **WT:** 222

AGE: 26, turns 27 on October 10

BORN: October 10, 1976, Eureka Springs, AR

RESIDES: Clearwater, FL

ML SERVICE: 2 years, 131 days

HOW OBTAINED: Phillies 1st round pick (1st overall) in June 1998 draft.

CONTRACT STATUS: Signed a 6-year contract extension, 2/3/2003, taking him through 2008.

Left Fielder

5

2002 SEASON: Set career highs in every offensive category, except stolen bases ... Had 37 HR and 116 RBI, becoming 12th Phillie in team history to reach 30 HR/100 RBI ... It was also most since Mike Schmidt had 37 HR and 119 RBI in 1986 ... Ranked 3rd in NL in RBI, behind only Lance Berkman (128) and Albert Pujols (127) ... Finished season ranking tied for 5th in NL in extra-base hits (78), tied for 7th in HR (37) and RBI ratio (5.1), 8th in HR ratio (15.8) and tied for 8th in total bases (319) ... Led all NL left fielders in RBI and doubles (39), was 2nd in hits (165) and runs (96) and tied for 2nd in HR (only Barry Bonds' 45 was higher) ... Hit 2 walk-off HR, 4/7 vs FLA and 4/10 vs ATL - 1st ML player to hit 2 in a 4-day span since CLE's Albert Belle in August 1995; Von Hayes was last Phillie with 2 in a season (1989) ... Hit upper deck HR to LF of Vet, 4/23 vs SD ... Tied career-high 5 RBI, 6/2 vs MTL and 8/9 at LA ... Hit 8 HR in May, most since Mike Lieberthal hit 8 in May 1999 ... Reached base safely in 34 consecutive games, 5/10-6/20 ... Had a season-high 11-game hit streak, 6/2-16 (.386, 17-44, 3 HR, 14 RBI) ... Was ejected for 1st time in his career, 6/20 vs CWS in the 9th inning, by home plate umpire Matt Hollowell for arguing balls and strikes ... His 22 HR at the All-Star break were most since Schmidt's 31 in 1979 ... Walked 15 times in an 8-game span, 7/7-17; overall, had 20 multi-walk games ... Hit 3-run GW HR, 7/15 at MTL in 9th inning (for 9-8 lead in 11-8 win) ... Hit 2 HR (including a grand slam off Matt Herges), 8/9 at LA; 3rd career multi-homer game ... First Phillie to reach 100 RBI by 8/31 since Greg Luzinski (111) in 1977 ... Had 8 outfield assists, raising his career total to 32 ... Member of MLB All-Star team which toured Japan in November.

CAREER: Five-year pro ... **1998:** Phillies 1st selection (1st overall) in June draft ... Signed on 7/24 and made pro debut at Clearwater (A), 7/31 vs Dunedin (1-4, RBI) ... Hit 1st pro HR, 8/7 at Dayton ... Florida State League Player of the Week, 8/31-9/6 (.375, 4 HR, 16 RBI, 8 G) ... In 5-game span, 8/29-9/2, hit .500, 5 HR, 13 RBI, including 4 hits, 5 RBI on 9/1 at St. Petersburg and 2 HR, 5 RBI at Ft. Myers the next day ... Appeared in 22 games at 1B, 14 as DH, 1 as PH ... 1 error in 22 games at 1st base ... Played in Florida Instructional League ... Named Phil's #1 prospect by *Baseball America* ... **1999:** Paul Owens Award winner as Phillies' top minor league player ... Spent most of season at Reading (AA) where he was named MVP ... Finished 2nd in Eastern League in slugging % (.631) and 3rd in batting (.333), HR (28), on-base % (.438) and extra-base hits (62) ... Finished with 2nd-highest avg in Reading history ... HR total was tied for 4th in Reading history ... Joined Greg Luzinski as the only Reading players ever to hit at least 25 HR while batting over .320 ... Selected to EL All-Star team (post-season) and named EL Rookie of the Year ... Began season as 1st baseman, but beginning 7/16 also saw some duty in LF ... Overall, appeared in 85 games at 1st base and 27 in LF ... Missed 12 games with deep left knee laceration, 5/11-22 ... Phillies Minor League Player of the Month for June (.353, 6 HR, 20 RBI, .667 slg) ... Played in inaugural Major League Baseball All-Star Futures Game at Fenway Park (0-3) ... Played in double-A All-Star Game in Mobile, AL ... Homered in 4 straight games, 8/5-7 ... EL Player of the Month for July (.360, 9 HR, 31 BB, .750 slg) ... Named co-winner of Eugene L. Shirk Award for Community Service with LHP Thomas Jacquez ... Promoted to Scranton (AAA), 8/29 ... Hit .522 for Scranton in the post-season with 3 HR and 8 RBI in 5 games ... Lost a 4th HR when ball hit a bird, 9/9 at Charlotte, turning a would-be HR into a "fowl" single ... Combined, led all Phillies minor leaguers in AVG (.320), TB (271), HR (29) and was 3rd in RBI (94) ... Hit .296 for Peoria in Arizona Fall League with 7 HR, 24 RBI; finished 3rd in league in HR and tied for 2nd in extra-base hits (18) ... **2000:** Began season at Scranton ... Hit 2 HR, 5 RBI, 5/6 vs Durham ... Saw most of action in left field (30 G) but was switched to 1st base (10 G) for final week at triple-A when Rico Brogna was injured ... Recalled on 5/24 ... Made ML debut, 5/24 at HOU, starting at 1st base; got 1st ML hit and RBI with 6th-inn single (O. Dotel) ... In same game, hit 1st ball to center field wall over the hill at Enron Field (triple) ... Hit 1st ML HR, 5/25 vs HOU (Scott Elarton) ... Despite only playing 111 games, led NL rookies in HR (18), extra-base hits (46), RBI (79), doubles (27); 2nd in walks (62) and total bases (189)460 slugging % would have been tops among NL rookies; .359 on-base %, 2nd and .260 batting avg, 3rd, but he was 78 at-bats short of qualifying ... Hit .727 (8-11), 20 RBI with the bases loaded and was the only rookie with 2 grand slams ... Had career-high 4 hits, 7/2 vs PIT ... Had 2 career-high 2-HR, 5-RBI games: 6/21 at NYM and 8/8 vs SD; hit grand slam in each game ... Hit five 9th-inn HR: one was game-tying, solo HR in 3-2, 10-inn win, 6/20 at NYM; another was in 7-6, 10-inn loss, 8/1 at SD ... Hit 2 upper deck HR at the Vet: 8/8 vs SD (grand slam) and 9/13 vs MTL ... Hit .306 (41-134), 4 HR, 51 RBI with runners in scoring position ... Finished 4th in NL Rookie of the Year balloting ... Named 2nd-best prospect in the International League by *Baseball America* ... **2001:** First full season in the majors and as an outfielder ... Led NL outfielders and tied for ML lead with 18 assists (TOR's Raul Mondesi) ... Had career-high 14-game hit streak, 5/19-6/2, .431 (22-51), 14 RBI ... Hit GW HR off Armando Benítez, 5/28 at NYM; 3rd career HR off Benítez in first 3 at-bats ... Tied his career high with team-high 5 RBI, 7/20 vs NYM ... Homered in 3 straight games, 7/31-8/2 at COL, and 4 out of 5 games (8/4 at SF) ... Hit 3rd career grand slam, 8/10 vs LA ... Had 11 RBI in 13 at-bats with bases loaded ... 18 of his 27 HR came after the All-Star break.

PERSONAL: Patrick Brian Burrell ... Single ... 1995 graduate of Bellarmine Preparatory School (San Jose, CA) ... Hit .374 as a junior and gave up football (quarterback) to concentrate on baseball after that year ... Batted .369 as a senior, 11 HR, 29 RBI; California Coaches Association Player of the Year ... Attended University of Miami, in 3 years hit .442, 61 HR, 187 RBI, 170 BB, 94 SO, 162 games ... Career .442 average ranked 7th on NCAA's all-time list ... Career .888 slugging % ranked 2nd all-time in NCAA behind Pete Incaviglia (Oklahoma State), .915 ... As a freshman, 1st-team All-American by *Collegiate Baseball*, *Baseball America*; 1st Incaviglia to win NCAA batting title (.484) ... Most Outstanding Player in Central I Regional, .772, 4 HR, 8 RBI, 1.611 slugging %, 5 games ... MOP in College World Series, .500, 2 HR, 8 RBI, 1.071 slugging % in 4 games ... As a sophomore, named 1st-team All-American by *Collegiate Baseball*, *Baseball America*, *The Sporting News* ... Played in College World Series, .200 ... Played 3B-1B for Team USA; hit .343 in 34 games and led team with 12 HR, 42 RBI ... As a junior, missed 38 games, 3/22-5/20, with a stress reaction to the lowest vertebra in the lumbar of his back ... Most Outstanding Player of the Atlantic I Regional Tournament, .412, 5 HR, 9 RBI, 1.263 slugging %; homered against Bowling Green in 1st at-bat (5/21) since 3/21 ... Played in College World Series and homered in 1st at-bat ... 1998 winner of Golden Spikes Award as the nation's top amateur player ... In 2002, began the "Burrell's Buddies" program, in which he purchases \$5,000 worth of tickets to be distributed to youth groups that show outstanding character ... Made charitable donations to his high school, college and Phillies Charities, Inc. after signing with the Phillies in 1998 ... After signing his 6-year contract extension, he donated \$150,000 to Phillies Charities, Inc. and \$100,000 to the Baseball Assistance Team, which provides services for retired baseball players and executives ... Hobbies: Eating, hunting and bottle cap baseball.

PAT BURRELL'S CAREER RECORD

YEAR	CLUB	AVG	G	AB	R	H	2B	3B	HR	RBI	SH	SF	HP	BB	SO	SB	CS	E
1998	Clearwater	.303	37	132	29	40	7	1	7	30	0	2	0	27	22	2	0	1
1999	Reading	.333	117	417	84	139	28	6	28	90	0	2	0	79	103	3	3	11
	Scranton	.152	10	33	4	5	0	0	1	4	0	0	1	4	8	0	1	0
2000	Scranton	.294	40	143	31	42	15	1	4	25	0	1	0	32	36	1	1	1
	PHILLIES	.260	111	408	57	106	27	1	18	79	0	2	1	63	139	0	0	8
2001	PHILLIES	.258	155	539	70	139	29	2	27	89	0	4	5	70	162	2	1	7
2002	PHILLIES	.282	157	586	96	165	39	2	37	116	0	6	3	89	153	1	0	6
Minors TOTALS		.312	204	725	148	226	50	8	40	149	0	5	1	142	169	6	5	13
ML TOTALS		.267	423	1533	223	410	95	5	82	284	0	12	9	222	454	3	1	21

BURRELL'S CAREER TRANSACTIONS

- Selected by Boston Red Sox in 43rd round of June 1995 draft, but did not sign.
- Selected by Philadelphia in 1st round (1st overall pick) of June 1998 draft.

BURRELL'S CAREER BATTING BREAKDOWN

AVG	AB	2002				AVG	AB	Career		
		H	HR	RBI				H	HR	RBI
.458	24	11	2	5	Arizona	.328	58	19	4	11
.162	68	11	2	5	Atlanta	.216	148	32	7	19
.417	24	10	1	6	Chicago	.309	81	25	3	14
.182	22	4	0	2	Cincinnati	.267	45	12	1	5
.227	22	5	0	1	Colorado	.262	61	16	3	10
.279	68	19	3	14	Florida	.275	167	46	6	28
.235	17	4	2	3	Houston	.235	51	12	3	8
.333	27	9	2	10	Los Angeles	.233	73	17	5	18
.381	21	8	2	5	Milwaukee	.262	65	17	2	10
.294	68	20	6	19	Montreal	.290	145	42	8	33
.373	67	25	7	19	New York	.314	172	54	17	49
.200	20	4	1	3	Pittsburgh	.264	72	19	1	11
.250	28	7	2	4	St. Louis	.298	57	17	3	9
.333	27	9	3	6	San Diego	.307	75	23	8	15
.263	19	5	1	2	San Francisco	.221	68	15	3	9
.167	18	3	2	4	Baltimore	.220	59	13	2	10
-	-	-	-	-	Boston	.389	18	7	2	4
.091	11	1	0	0	Chicago	.091	11	1	0	0
.385	13	5	0	2	Cleveland	.385	13	5	0	2
.417	12	5	1	6	Detroit	.417	12	5	1	6
.000	10	0	0	0	Minnesota	.000	10	0	0	0
-	-	-	-	-	New York	.192	26	5	1	4
-	-	-	-	-	Tampa Bay	.154	26	4	1	4
-	-	-	-	-	Toronto	.200	20	4	1	5
.265	98	26	6	15	April	.273	187	51	9	25
.341	85	29	8	19	May	.322	205	66	13	41
.245	98	24	5	24	June	.244	295	72	11	56
.290	100	29	7	17	July	.258	279	72	15	52
.274	113	31	7	26	August	.259	294	76	19	62
.283	92	26	4	15	September	.257	253	65	13	42
-	-	-	-	-	October	.400	20	8	2	6
.268	287	77	18	45	Home	.255	752	192	35	127
.294	299	88	19	71	Road	.279	781	218	47	157
.258	186	48	9	29	Day	.252	484	122	18	76
.293	400	117	28	87	Night	.275	1049	288	64	208
.279	269	75	16	61	Grass	.270	673	182	42	135
.284	317	90	21	55	Turf	.265	860	228	40	149
.279	308	86	22	63	Pre-ASG	.275	770	212	37	140
.284	278	79	15	53	Post-ASG	.260	763	198	45	144
.311	122	38	12	29	vs LHP	.288	320	92	26	75
.274	464	127	25	87	vs RHP	.262	1213	318	56	209
.295	183	54	9	82	RISP	.286	469	134	20	200
.167	12	2	1	9	Bases loaded	.361	36	13	4	42
.000	1	0	0	0	Pinch-hitting	.333	6	2	0	1
-	-	-	-	-	DH	.188	32	6	0	1

BURRELL'S CAREER STATS BY BALLPARK

	AVG	AB	H	HR	RBI		AVG	AB	H	HR	RBI
Bank One Ballpark	.348	23	8	1	4	Miller Park	.455	22	10	2	7
Turner Field	.182	66	12	4	7	Olympic Stadium	.377	69	26	3	16
Wrigley Field	.292	48	14	1	11	Shea Stadium	.300	90	27	8	23
Cinergy Field	.308	26	8	1	3	Veterans Stadium	.255	752	192	35	127
Coors Field	.343	35	12	3	9	Three Rivers Stadium	.143	7	1	0	0
Pro Player Stadium	.324	74	24	4	19	PNC Park	.000	19	0	0	1
Minute Maid Park	.323	31	10	2	6	Busch Stadium	.263	38	10	3	8
Dodger Stadium	.286	42	12	4	11	Qualcomm Stadium	.263	38	10	3	5
County Stadium	.077	13	1	0	1	Pacific Bell Park	.216	37	8	2	5
Camden Yards	.147	34	5	1	3	Yankee Stadium	.167	12	2	1	3
Fenway Park	.400	10	4	1	1	Tropicana Field	.083	12	1	1	2
Jacobs Field	.385	13	5	0	2	SkyDome	.300	10	3	1	4
Comerica Park	.417	12	5	1	6						

BURRELL'S CAREER FIELDING

POSITION	PCT	G	PO	A	E	TC	DP
First base	.988	58	460	22	6	488	37
Left field	.976	351	573	32	15	620	3

BURRELL'S GAME HIGHS

HITS: 4 - 7/2/00 vs PIT ... **RUNS:** 3 - 4/23/02 vs SD; 6/24/02 at FLA; 7/13/02 at NYM (12 inn) ... **DOUBLES:** 2 - 5 times, last: 4/24/02 vs SD ... **TRIPLES:** 1 ... **HOME RUNS:** 2 - 6/21/00 at NYM; 8/8/00 vs SD; 8/9/02 at LA ... **RBI:** 5 - 5 times, last: 8/9/02 at LA ... **WALKS:** 3 - 5/25/02 at MTL; 7/13/02 at NYM (12 inn) ... **STOLEN BASES:** 1 ... **HITTING STREAK:** 14 games - 5/19-6/2/01 ... **PINCH-HR:** None ... **GRAND SLAMS:** 1 - 6/21/00 at NYM (Benitez); 8/8/00 vs SD (Walker); 8/10/01 vs LA (Herges); 8/9/02 at LA (Shuey) ... **INSIDE-THE-PARK HR:** None.



MARLON BYRD

B-T: R-R

HT: 6-0; **WT:** 225

AGE: 25, turns 26 on August 30

BORN: August 30, 1977, Boynton Beach, FL

RESIDES: San Diego, CA

ML SERVICE: 23 days

HOW OBTAINED: Phillies 10th round pick in June 1999 draft.

Outfielder

29

2002 SEASON: Began season at Scranton (AAA) ... Led International League in runs (103) and extra-base hits (59), finished 2nd in hits (160) and 3rd in doubles (37) ... Phillies Minor League Player of the Week, 4/22-28 (.429, 12-28, 3 HR, 10 RBI) ... Had 5 RBI, 4/25 vs Toledo ... Hit a season-high 3 doubles, 7/3 at Columbus ... Selected to participate in MLB's annual All-Star Futures Game (went 2-for-3) ... Hit 3 HR in final 3 games of the Red Barons' season, including a 2-homer game, 9/1 at Pawtucket ... Hit .250 (3-12) in 3 playoff games vs Buffalo ... IL post-season All-Star ... Recalled by Phillies on 9/7 ... Made 1st ML start, 9/8 vs NYM in CF (0-3, BB, R) ... Singled off Justin Wayne for 1st ML hit, 9/10 (2) vs FLA ... Hit 1st ML home run, 9/12 vs FLA (Michael Tejera) ... Went 3-for-4 with 2 doubles, 9/14 vs PIT ... Made 8 ML starts in CF; 1 in RF ... Hit in 5 of his 10 ML games ... Rated 3rd-best prospect in Phillies minor league system and 4th-best in IL by Baseball America ... Worked on his hitting with Tony Gwynn during the offseason.

CAREER: Four-year pro ... **1999:** Phillies 10th round pick in June draft ... Made pro debut in Batavia (A) ... Led all Phillies minor-season players in total bases (130), HR (13), RBI (50) and tied for lead in games (65); also led club in slug % (.535) ... Ranked tied for 3rd in New York-Penn League in HR, 4th in slug % and 5th in RBI ... Hit safely in first 5 pro games (.412, 7-17) ... Named Phillies Minor League Player of the Month for July (.350, 8 HR, 23 RBI) ... Hit .459 during a 10-game stretch, 6/28-7/9 ... Collected 4 hits, 2 HR (4 RBI), 7/27 vs St. Catharines ... Named to NYPL All-Star team ... Hit .625 (5-8) in the playoffs ... Played in Florida Instructional League ... **2000:** Played entire season at Piedmont (A) ... Winner of Paul Owens Award winner for best player in the Phillies minor league system ... Led all Phillies minor leaguers in AB (515), R (104), H (159), 3B (13), RBI (93) and TB (265) ... Led South Atlantic League in triples and extra-base hits (57), tied for 2nd in RBI, 3rd in runs, hits and slugging % (.514), 6th in avg (.309) ... Selected to SAL in-season and post-season All-Star teams ... Phillies Minor League Player of the Week, 4/17-23 ... Phillies Minor League Player of the Month for April (.305, 3 HR, 17 RBI) ... Had 13-game hit streak, 4/17-29 (.356, 21-59, 3 HR, 12 RBI) ... Collected 4 RBI three times: 4/19 vs Hickory, 5/12 at Hagerstown and 5/27 at Greensboro ... Reached base safely in 15 straight games, 6/24-7/8 (.373, 22-59, 2 HR, 12 RBI) ... Hit .667 (6-9, 11 RBI) with bases loaded ... Hit .273 (3-11) with RBI in 3 SAL playoff games ... Rated Phillies' 10th-best prospect by Baseball America ... **2001:** Made transition from low-A South Atlantic League to double-A Eastern League ... Named EL MVP by

both the league and EL Baseball Writers Association ... EL Rookie of the Year ... Selected as starter to AA All-Star team (0-2, run) ... Led EL in stolen base % (.865), finished 2nd in runs (108 - 1 of only 2 players to score 100 or more), 3rd in stolen bases (32), tied for 3rd in triples (8), 4th in hits (161) and avg (.316) and 5th in HR (28), RBI (89) and slg % (.555) ... Led EL outfielders with .994 fielding %; 3rd in total chances (312) and putouts (304) ... Led all Phillies minor leaguers in H, HR, RBI, R, TB (283), and SLG and tied for 1st in games (137) with Lakewood's Juan Richardson ... First player in Reading history to reach 20 HR and 20 SB; fell 2 HR shy of being 2nd 30/30 player in EL history (Jeromy Burnitz, 1991) ... Made first 17 starts in LF, then moved to CF ... Phillies Minor League Player of the Week, 4/16-22, .389, 3 HR ... Twice named EL Player of the Week, 4/23-29 (.385, 10-26, 4 HR, 9 RBI) and 6/25-7/1 (.500, 15-30, 4 2B, 1 3B, 3 HR, 9 RBI, 2 SB, 8 R) ... Hit 2 HR, 4/21 vs Bowie and 4/27 at Harrisburg ... Had 9 RBI in 5 games, 4/25-29 ... Hit pinch-hit HR, 5/9 vs Harrisburg (1st PH AB of season) ... Had 7-game RBI streak, 5/9-15 (10 RBI) ... Homered in 4 straight games, 5/9-12 ... Had 4 RBI, 5/12 at Portland and 6/30 vs Binghamton ... Phillies Minor League Player of the Month for June (.400, 7 2B, 1 3B, 4 HR, 17 RBI, 7 SB in 24 games) ... Left game, 6/15 at Bowie, with strained right glute, and missed next 6 starts ... Had 13-game hit streak, 6/18-7/4 (.460, 6 HR, 17 RBI) ... Hit .214 (3-14), 2B, 1 HR, 2 RBI in 4 EL playoff games ... Named Most Exciting Player, 2nd-best prospect in EL and Double-A Player of the Year, all by *Baseball America* ... Ranked as top hitter in Phils minor league system by *USA Today Baseball Weekly* ... Named to Topps AA All-Star team ... Hit .331 (49-148) with 34 R, 10 2B, 3 HR, 20 RBI, 7 BB and 2 SB in 37 games in Arizona Fall League ... Led AFL in hits (49), runs scored (34) and tied for 9th in batting (.331).

PERSONAL: Marlon Jerrard Byrd ... Single ... 1995 graduate of Sprayberry High School, where he was All-State in football and baseball ... Attended Georgia Tech ... Suffered an injury to his right leg in which he sustained muscular damage and an infection which cut off the circulation to the nerves ... Underwent 3 operations to correct the problem ... Transferred to Georgia Perimeter College, where he earned an Associate of Science degree in Business (May 1999) and rededicated himself to baseball ... Played Little League, Babe Ruth, Connie Mack, and semipro ball ... Hobbies: Golf, tennis, weightlifting.

MARLON BYRD'S CAREER RECORD

YEAR	CLUB	AVG	G	AB	R	H	2B	3B	HR	RBI	SH	SF	HP	BB	SO	SB	CS	E
1999	Batavia	.296	65	243	40	72	7	6	13	50	0	3	5	28	70	8	2	7
2000	Piedmont	.309	133	515	104	159	29	*13	17	93	1	5	10	51	110	41	5	4
2001	Reading	.316	137	510	108	161	22	8	28	89	2	7	11	52	93	32	5	2
2002	Scranton	.297	136	538	*103	160	37	7	15	63	2	5	11	46	98	15	1	8
	PHILLIES	.229	10	35	2	8	2	0	1	1	0	0	0	1	8	0	2	0
Minors	TOTALS	.306	471	1806	355	552	95	34	73	295	5	20	37	177	371	96	13	21
ML	TOTALS	.229	10	35	2	8	2	0	1	1	0	0	0	1	8	0	2	0

* League Leader

BYRD'S CAREER TRANSACTIONS

- Selected by Philadelphia in 10th round of June 1999 draft.

BYRD'S CAREER BATTING BREAKDOWN

2002/Career						
	AVG	AB	H	HR	RBI	
Atlanta	.091	11	1	0	0	
Cincinnati	.200	5	1	0	0	
Florida	.375	8	3	1	1	
New York	.000	3	0	0	0	
Pittsburgh	.375	8	3	0	0	
September	.229	35	8	1	1	
Home	.269	26	7	1	1	
Road	.111	9	1	0	0	
Day	.000	3	0	0	0	
Night	.250	32	8	1	1	
Grass	.111	9	1	0	0	
Turf	.269	26	7	1	1	
Post-ASG	.229	35	8	1	1	
vs LHP	.222	9	2	1	1	
vs RHP	.231	26	6	0	0	
RISP	.000	7	0	0	0	
Bases loaded	.000	1	0	0	0	

BYRD'S CAREER STATS BY BALLPARK

	AVG	AB	H	HR	RBI		AVG	AB	H	HR	RBI
Turner Field	.000	4	0	0	0	Veterans Stadium	.269	26	7	1	1
Cinergy Field	.200	5	1	0	0						

BYRD'S CAREER FIELDING

POSITION	PCT	G	PO	A	E	TC	DP
Outfield	1.000	10	17	0	0	17	0

BYRD'S GAME HIGHS

HITS: 3 - 9/14/02 vs PIT ... **RUNS:** 1 ... **DOUBLES:** 2 - 9/14/02 vs PIT ... **TRIPLES:** None ... **HOME RUNS:** 1 ... **RBI:** 1 ... **WALKS:** 1 ... **STOLEN BASES:** None ... **HITTING STREAK:** 2 games - 9/10-12/02 ... **GRAND SLAMS:** None ... **PINCH-HR:** None ... **INSIDE-THE-PARK HR:** None.



DAVID COGGIN

B-T: R-R

HT: 6-4; **WT:** 215

AGE: 26, turns 27 on October 30

BORN: October 30, 1976, Covina, CA

RESIDES: Upland, CA

ML SERVICE: 1 year, 121 days

HOW OBTAINED: Phillies supplemental pick between rounds 1 and 2 (30th pick overall) of June 1995 draft.

Right-Handed Pitcher

48

2002 SEASON: First full season in major leagues ... Spent season flip-flopping between starting and relieving ... Began season in starting rotation, going 0-1 with a 6.75 ERA in 2 April starts before being moved to the bullpen ... Made 1st ML relief appearance, 4/20 at PIT (1.0 IP, H, IBB, SO, WP); just his 2nd professional relief appearance ... Made 3 more starts in May (0-0, 8.74 ERA), before returning to bullpen ... Had season-high 5 strikeouts, 5/16 at ARI ... Had a career- and bullpen-best 20.2 inning scoreless streak, 6/29-8/3 ... Made two spot starts in August (0-2, 9.00 ERA); one was after Randy Wolf was scratched due to a rain delay ... His final start/appearance of the season was 8/28 vs MTL (lost, 3.0 IP, 3 ER) ... Shut down after that start for remainder of season with a labral tear in his right shoulder ... Had surgery on 9/16 by Phillies team physician Dr. Michael Ciccotti ... Had a 1.82 ERA (8 ER, 39.2 IP) in his final 24 relief appearances ... Posted a 2.63 ERA (7 ER, 24.0 IP) in 14 relief appearances at Veterans Stadium ... Overall, went 2-2, 2.72 ERA (15 ER, 49.2 IP) in 31 games in relief and 0-3 in 7 starts with an 8.13 ERA (25 ER, 27.2 IP) ... Held right-handers to a .189 avg (30-159) ... Did not allow a home run in his final 57.0 innings and did not allow one in any relief appearance.

CAREER: Eight-year pro ... **1995:** Supplemental pick between 1st and 2nd rounds (30th pick overall), as compensation for STL's signing of Danny Jackson ... Made pro debut at Martinsville (R) ... **1996:** Rated as Phillies' #2 prospect by *Baseball America* ... Struck out 23 in 25.0 innings, allowing just one run and one walk in a span of 3 starts in June, including a 2-hitter, 6/7 vs Charleston, WV ... South Atlantic League Pitcher of the Week, 6/2-8 ... His 3 shutouts were tied for 3rd among all minor leaguers, tied with Randy Knoll for most among all Phillies minor leaguers and was 2nd in SAL ... His 28 starts were tied with Jason Kershner and 3 others for 1st in SAL ... Rated as 4th-best prospect in SAL by *Baseball America* ... Pitched in Florida Instructional League ... **1997:** Spent entire season at Clearwater (A) ... Tied Rob Burger for most wins (11) on staff ... Went undefeated in August, 4-0, 2.27 ERA ... Went 6-0 in final 9 starts with 52 strikeouts in 64.2 innings ... Led all Florida State League pitchers in fielding % (1.000 in 43 chances); finished 2nd in walks (86) ... Pitched in Florida Instructional League ... **1998:** Spent entire season at Reading (AA) ... Made 2 starts (9.0 IP, 2 ER) prior to being placed on DL with an inflammation of his right shoulder, 4/20-5/25 ... Went 1-2, 2.47 ERA in first 9 starts ... Got 1st double-A hit, 6/11 vs Binghamton ... Struck out a season-high 7, 7/6 vs Akron ... Threw season-high 8.0 innings twice, 7/23 vs Norwich and 8/13 vs New Haven ... Threw a shutout for 7.0 innings, 8/24 at New Haven, final start before being shut down with tightness in his right shoulder ... Pitched in Florida Instructional League ... **1999:** Earned 2 wins in ML spring training ... Spent entire season with Reading (AA), but made just 9 starts due to injuries ... Earned 1st win, 4/30 vs Harrisburg (6.0 IP, 2 ER) ... On DL, 5/10-6/5, with strained left hamstring ... Struck out a season-high 6 in season-high 7.0 innings, 6/16 vs New Haven (7-1 win) ... Returned to DL, 6/24, with a torn labrum in his right shoulder ... Had season-ending surgery to repair SLAP lesion on 7/12 by Dr. Michael Ciccotti in Philadelphia ... **2000:** Began season at Clearwater (A) ... Went 2-2, 2.67 ERA in 6 games ... Promoted to Reading (AA), 5/8 ... Threw a season-high 8.0 innings and earned win, 6/4 (1) at Bowie ... Struck out 7, 6/9 at Altoona ... Promoted to Scranton (AAA), 6/19, but did not pitch there, as was recalled by Phillies ... Made ML debut with a start, 6/23 at MTL; won 13-6 (6.0 IP, 5 ER) ... Earned 2nd win, 7/17 at NYY, 10-8 (5.0 IP, 3 ER) ... Phillies won 3 of his 5 ML starts ... Optioned to Scranton, 7/18 ... Earned 1st triple-A win, 8/9 at Syracuse, throwing 7.0 shutout innings; longest triple-A start ... Held triple-A opponents to a .216 average ... **2001:** Began season at Scranton (AAA) ... Phillies Minor League Pitcher of the Week, 4/16-22 (1-0, 0.00 ERA) ... On DL with a tired arm, 6/5-15 ... Recalled on 6/28 and started 2nd game of DH vs FLA; 1st ML start since 7/17/00 at NYY ... Earned the win in his 2nd start, 7/4 at ATL (7.0 IP, 1 ER, 0 BB, 6 SO) ... Had 18.0 inning scoreless streak, 7/4-17; tied with Jose Mesa for longest on team ... Finished 6th among NL rookies in ERA (4.17), tied for 7th-lowest opp avg (.272) and 10th in

strikeouts (62) ... Threw a career-high 8.0 innings, 7/12 vs TOR ... Suffered 1st ML loss, 7/27 at NYM (6-1) ... Had a 15.0 inning walkless streak, 7/27-8/8 ... Had a career-high 6 strikeouts, 4 times, last: 9/25 vs CIN ... Collected 1st ML hit (double off Junior Herndon), RBI and run, 8/8 vs SD ... Ranked 17th-best prospect in IL by *Baseball America*.

PERSONAL: David Raymond Coggin ... Married Joanna Voigt (11/17/01) ... 1995 graduate of Upland High School ... Turned down football scholarship at Clemson University (quarterback) to sign; also visited BYU, USC and Florida ... Played Little League and American Legion baseball ... Hobby: Card collecting.

DAVID COGGIN'S CAREER RECORD

YEAR	CLUB	W-L	ERA	G	GS	CG	SHO	SV	IP	H	R	ER	HR	HB	BB	SO	WP	BK
1995	Martinsville	5-3	3.00	11	11	0	0	0	48.0	45	25	16	1	5	31	37	8	1
1996	Piedmont	9-12	4.31	28	#28	3	3	0	169.1	156	87	81	12	7	46	129	12	1
1997	Clearwater	11-8	4.70	27	27	3	2	0	155.0	160	96	81	12	9	86	110	24	1
1998	Reading	4-8	4.14	20	20	0	0	0	108.2	106	58	50	8	8	62	65	14	0
1999	Reading	2-5	7.50	9	9	0	0	0	42.0	55	37	35	8	3	20	21	6	0
2000	Clearwater	2-2	2.67	6	5	0	0	0	33.2	25	11	10	1	0	13	26	0	0
	Reading	2-3	4.93	7	7	0	0	0	42.0	49	24	23	5	1	13	30	2	0
	Scranton	3-2	4.34	9	9	0	0	0	45.2	35	27	22	2	5	33	27	4	0
2001	PHILLIES	2-0	5.33	5	5	0	0	0	27.0	35	20	16	2	1	12	17	1	0
	Scranton	5-5	3.05	15	15	0	0	0	97.1	93	36	33	6	4	31	53	4	0
	PHILLIES	6-7	4.17	17	17	0	0	0	95.0	99	46	44	7	5	39	62	3	0
2002	PHILLIES	2-5	4.68	38	7	0	0	0	77.0	65	42	40	4	4	51	64	11	0
Minors TOTALS		43-48	4.26	132	131	6	5	0	741.2	724	401	351	55	42	335	498	74	3
ML TOTALS		10-12	4.52	60	29	0	0	0	199.0	199	108	100	13	10	102	143	15	0

Tied for League Lead

MAJOR LEAGUE HITTING TOTALS

	AVG	AB	R	H	2B	3B	HR	RBI	SH	SF	HP	BB	SO	SB	CS	E
2002	.000	8	0	0	0	0	0	0	2	0	0	1	6	0	0	0
Career	.042	48	1	2	1	0	0	1	4	0	0	3	23	0	0	1

COGGIN'S CAREER TRANSACTIONS

- Selected by Philadelphia as supplemental pick between 1st and 2nd rounds (30th pick overall) of June 1995 draft.

COGGIN'S CAREER PITCHING BREAKDOWN

2002					Career					
W-L-S	ERA	G	IP	ER		W-L-S	ERA	G	IP	ER
0-0-0	6.48	2	8.1	6	Arizona	0-1-0	4.91	3	14.2	8
0-1-0	5.00	5	9.0	5	Atlanta	2-1-0	3.13	7	23.0	8
1-0-0	0.00	2	3.0	0	Chicago	1-0-0	0.00	2	3.0	0
-	-	-	-	-	Cincinnati	1-1-0	3.75	2	12.0	5
0-0-0	18.00	1	2.0	4	Colorado	1-0-0	6.00	2	9.0	6
0-0-0	2.25	3	8.0	2	Florida	0-1-0	5.71	5	17.1	11
0-1-0	2.70	2	6.2	2	Los Angeles	0-1-0	2.70	2	6.2	2
-	-	-	-	-	Milwaukee	1-0-0	4.41	3	16.1	8
1-1-0	6.28	8	14.1	10	Montreal	2-1-0	6.64	9	20.1	15
0-0-0	0.00	3	3.0	0	New York	0-3-0	8.44	7	16.0	15
0-0-0	0.00	2	3.0	0	Pittsburgh	0-0-0	0.00	2	3.0	0
0-1-0	6.75	2	5.1	4	St. Louis	0-2-0	5.56	3	11.1	7
0-0-0	2.25	2	4.0	1	San Diego	1-0-0	2.61	3	10.1	3
0-0-0	0.00	2	2.1	0	San Francisco	0-0-0	0.00	2	2.1	0
0-0-0	18.00	2	2.0	4	Baltimore	0-0-0	6.75	3	8.0	6
0-1-0	6.00	1	3.0	2	Chicago	0-1-0	6.00	1	3.0	2
0-0-0	0.00	1	3.0	0	Cleveland	0-0-0	0.00	1	3.0	0
-	-	-	-	-	New York	1-0-0	3.09	2	11.2	4
-	-	-	-	-	Toronto	0-0-0	0.00	1	8.0	0
0-1-0	6.48	7	16.2	12	April	0-1-0	6.48	7	16.2	12
0-0-0	8.49	4	11.2	11	May	0-0-0	8.49	4	11.2	11
0-1-0	5.27	7	13.2	8	June	1-1-0	6.44	10	29.1	21
2-0-0	0.00	14	18.0	0	July	4-1-0	2.19	22	65.2	16
0-3-0	4.76	6	17.0	9	August	3-6-0	4.33	12	52.0	25
-	-	-	-	-	September	1-3-0	7.56	4	16.2	14
-	-	-	-	-	October	1-0-0	1.29	1	7.0	1

COGIN'S CAREER PITCHING BREAKDOWN (continued)

2002						Career				
W-L-S	ERA	G	IP	ER		W-L-S	ERA	G	IP	ER
0-5-0	5.36	19	43.2	26	Home	2-8-0	4.60	30	103.2	53
2-0-0	3.78	19	33.1	14	Road	8-4-0	4.44	30	95.1	47
1-2-0	4.40	15	30.2	15	Day	3-5-0	4.03	24	82.2	37
1-3-0	4.86	23	46.1	25	Night	7-7-0	4.87	36	116.1	63
1-0-0	2.83	16	28.2	9	Grass	6-4-0	3.93	26	84.2	37
1-5-0	5.77	22	48.1	31	Turf	4-8-0	4.96	34	114.1	63
0-2-0	5.77	21	48.1	31	Pre-ASG	2-2-0	5.49	27	82.0	50
2-3-0	2.83	17	28.2	9	Post-ASG	8-10-0	3.85	33	117.0	50
0-3-0	8.13	7	27.2	25	Starter	8-10-0	5.11	29	149.2	85
2-2-0	2.74	31	49.1	15	Reliever	2-2-0	2.74	31	49.1	15

COGIN'S CAREER STATS BY BALLPARK

	W-L-S	ERA	G	IP	ER		W-L-S	ERA	G	IP	ER
Bank One Ballpark	0-0-0	1.80	1	5.0	1	Miller Park	1-0-0	2.84	1	6.1	2
Turner Field	1-0-0	1.13	3	8.0	1	Olympic Stadium	2-0-0	8.44	4	10.2	10
Wrigley Field	1-0-0	0.00	1	2.0	0	Shea Stadium	0-2-0	9.00	4	9.0	9
Cinergy Field	1-0-0	1.29	1	7.0	1	Veterans Stadium	2-8-0	4.60	30	103.2	53
Coors Field	1-0-0	6.00	2	9.0	6	PNC Park	0-0-0	0.00	2	3.0	0
Pro Player Stadium	0-1-0	4.50	2	8.0	4	Busch Stadium	0-1-0	3.68	2	7.1	3
Dodger Stadium	0-0-0	0.00	1	3.2	0	Qualcomm Stadium	0-0-0	0.00	1	2.0	0
County Stadium	0-0-0	5.40	1	5.0	3	Pacific Bell Park	0-0-0	0.00	1	0.1	0
Camden Yards	0-0-0	36.00	1	1.0	4	Yankee Stadium	1-0-0	5.40	1	5.0	3
Jacobs Field	0-0-0	0.00	1	3.0	0						

COGIN'S CAREER FIELDING

POSITION	PCT	G	PO	A	E	TC	DP
Pitcher	.974	60	14	24	1	39	0

COGIN'S GAME HIGHS

STRIKEOUTS: 6 - 4 times, last: 9/25/01 vs CIN ... **WALKS:** 6 - 7/17/00 at NYY; 7/17/01 vs NYY ... **LONGEST OUTING:** Starter: 8.0 inn - 7/12/01 vs TOR ... Reliever: 3.2 inn - 8/10/02 at LA ... **WINNING STREAK:** 3 games - 8/2-14/01 ... **LOSING STREAK:** 4 games - 8/19-9/5/01 ... **SCORELESS STREAK:** 20.2 inn - 6/29-8/3/02.



RHEAL CORMIER

(pronounced ree-AL cor-MEE-ay)

B-T: L-L

HT: 5-10; **WT:** 195

AGE: 35, turns 36 on April 23

BORN: April 23, 1967, Moncton, New Brunswick, Canada

RESIDES: Voorhees, NJ

Left-Handed Pitcher

ML SERVICE: 10 years, 54 days

HOW OBTAINED: Signed by Phillies as a free agent, 11/28/00.

CONTRACT STATUS: Signed a three-year contract, 11/28/00, taking him through 2003 with a club option for 2004.

37

2002 SEASON: Had a rough start, with an 11.88 ERA in 10 April games, but improved to a 4.18 ERA over remaining 44 games of the season ... His 49 strikeouts were most since he began relieving full-time (last 4 years) ... From 5/3-7/7, posted a 2.25 ERA in 25 games, allowing an ER in just 2 appearances ... Had a season-high 12.0 inning scoreless streak, 5/25-6/25 (13 games) ... Posted a season-best 2.08 ERA in June (9 games) ... Earned the win after pitching a season-high 3.0 innings and did not allow a run, 8/6 at SD, a 5-4, 16-inning win; also pitched 3.0 innings, 9/8 vs NYM ... Had a 3.16 ERA in 29 home games, including a 1.61 ERA in his final 24 appearances at Veterans Stadium ... Was shut down after his appearance, 9/11 vs FLA, with tendinitis in his left shoulder.

CAREER: 14-year pro ... **1989:** Spent 1st pro season at St. Petersburg (A) ... Ranked 3rd in ERA (2.23) and 4th in IP (169.2) in Florida State League ... FSL All-Star ... Voted 8th-best prospect in FSL by *Baseball America* ... **1990:** Began season at Arkansas (AA) ... Promoted to Louisville (AAA), 8/1 ... **1991:** Led American Association in SHO (3) ... On Louisville DL, 4/10-29 ... Named AA Pitcher of the Week, 6/23-29 ... Contract purchased from Louisville, 8/14, and won ML debut next day vs NYM ... Became 1st Cardinal to win ML debut since Joe Magrane (4/24/85) ... 1st French Canadian to win NL game

since Claude Raymond (4/29/71) ... Pitched 1st ML CG, 9/15 vs NYM (9 H, 2 ER, 1 BB, 4 SO) ... Pitched CG in next start, 9/20 at NYM ... **1992:** Began season with STL and went 0-5, 6.56 ERA due to illness and leg injury in the spring ... Optioned to Louisville, 6/1 ... Recalled on 6/8 when Omar Olivares went on DL ... Earned 1st win, 6/14 vs PHI ... Was 10-5, 2.67 ERA in 21 starts after recall (41 ER, 138 IP) ... Ratio of 1.6 BB/9 IP was 2nd in NL ... Had career-high 11 strikeouts, 7/10 at LA ... Cardinals scored 11 runs in his 10 losses (3 SHO) ... Won last 7 decisions ... **1993:** Began season in starting rotation ... 1-3, 3.44 ERA in first 8 starts, before moving to the bullpen, 5/18 ... Returned to rotation on 6/12 for 5 starts before going back to the bullpen, 7/8 ... On DL, 8/12-9/6, with an irritation in left shoulder ... Was 2-0, 3.45 ERA in 5 starts after return from DL ... **1994:** Had 2 stints on DL, missing 77 games ... Started 2nd game of season, 4/4 at CIN (4.0 IP, 4 R) ... Had best start, 4/10 at SF (7.0 IP, 3 H, 1 ER), but left game in 8th after being hit in ankle by Dave Burba pitch ... Removed from game, 4/27 vs ATL, in 3rd when a shoulder injury flared up ... On DL, 4/28-5/12 with a bone contusion in left ankle ... Earned 1st career win in Canada, 5/14 at MTL (5.0 IP, 1 ER, 1 BB, 3 SO) ... On DL, 5/21, after injuring back muscles behind left shoulder warming up for 5/20 start at FLA ... Activated on 8/3, after 5 rehab starts for Arkansas and Louisville ... **1995:** Traded to BOS, 4/8 ... Alternated as reliever and spot starter ... Won AL debut, 4/28 vs CWS ... Was 3-2, 3.12 ERA in 36 relief appearances (52.0 IP, 15 H, 18 ER) ... 4-3, 4.86 ERA in 12 starts (63.0 IP, 80 H, 34 ER) ... Did not allow a run in 25 of 36 relief outings ... Retired 6 straight in 3-2 win, 9/20 vs MIN, to clinch AL East ... **1996:** Traded to MTL, 1/10 ... Became 12th Canadian (8th pitcher) to play for MTL ... Pitched 1st career SHO, 4/22 vs STL (3 H, 0 BB, 9 SO) ... Began season as 3rd starter and finished as LH specialist ... Placed on DL, 4/26 with a sprained ulnar collateral ligament in left elbow ... Activated and made 1st relief appearance of season, 9/10 at CHH (2 IP, 1 R) ... **1997:** Made only 1 appearance for MTL, 4/5 vs COL ... Placed on DL, 4/12 (retro to 4/6) with torn tendon in left elbow ... Had tendon transplant surgery on left elbow on 5/21 in Birmingham, AL by Dr. James Andrews ... Dr. Andrews transplanted the palmaris tendon from his right wrist into his left elbow to augment the medial collateral ligament ... Missed remainder of season ... Opted for free agency, 10/31 ... Signed minor league contract with a spring invite with CLE, 12/18 ... **1998:** Began season in CLE extended spring training while on DL with Buffalo (AAA) recovering from surgery ... Activated on 6/2 and assigned to Akron (AA) ... Placed on DL, 6/18 with a sore left shoulder ... Missed remainder of season ... **1999:** Signed by BOS as free agent, 1/5 ... Spent entire season in bullpen for 1st time in career ... Struck out 4 in 1st game of season, 4/11 at TB (2.0 IP, 1 H) ... Suspended, 5/7-10, for hitting Jim Thome with a retaliation pitch, 4/23 vs CLE ... Earned 1st win since 8/3/96 (at CIN), 5/6 vs TEX (3.0 IP, 3 H, 1 SO) ... Did not allow more than 3 hits in any appearance ... Pitched 1.0 inning or less 43 times; 3.0 innings, 3 times ... **2000:** Pitched in career-high 64 games ... Finished career-high 12 games ... Pitched 2.0 or more innings 11 times ... Had season-high 6 straight scoreless appearances twice, 4/12-28 (6.1 IP) and 8/20-9/6 (5.0 IP) ... Threw a season-high 3.0 scoreless innings twice, 5/24 vs TOR (2 H, 1 BB) and 8/1 at SEA (2 H, 2 SO) ... Had season-high 3 SO, 9/28 at CWS ... Signed by Phillies as a free agent, 11/28 ... **2001:** First season with Phillies ... Pitched in 300th career game, 4/23 at SD ... Earned 1st career save, 5/28 at NYM (1.0 IP, 1 BB, 1 SO) ... Did not allow a HR until 29th appearance of season (20.2 IP), 6/17 vs BAL (Jay Gibbons) ... Gibbons' HR broke a streak of 55:1 straight innings without allowing one, dating back to previous season (6/30/00 vs CWS) ... Had a streak of 12.2 scoreless innings (11 games), 6/21-7/16 ... Tied his career high with 5 straight losses, 7/18-8/3 ... On DL with tendinitis in left elbow, 8/10-29 ... Made 1 rehab start with Reading (AA), 2.0 IP, 1 BB, 2 SO ... After coming off DL, 8 of final 10 appearances were scoreless.

PERSONAL: Rheal Paul Cormier ... Married Lucienne LeBlanc; one son, Justin (3/28/94); one daughter, Morgan (6/26/95) ... 1985 graduate of Polyvalente Louis J. Robichaud High School ... Attended Community College of Rhode Island and was named All-American in 1987 and 1988 ... Named to All-Tournament team of the 1988 JUCO World Series ... Member of 1988 Canadian Olympic baseball team as well as the 1987 Pan-Am team and 1985 Canadian youth team ... Became 1st Canadian to receive the NJCAA Achievement Award for outstanding athletic ability on a national level in 1996 ... Nominated for True Value Roberto Clemente Award by the Expos in 1996 for involvement in several school programs in New Brunswick as well as being a spokesman for teenage anti-suicide and anti-drug campaign ... Has made considerable donations to Phillies Charities, Inc. since joining the Phillies ... Hobbies: Hunting and golf.

RHEAL CORMIER'S CAREER RECORD

YEAR	CLUB	W-L	ERA	G	GS	CG	SHO	SV	IP	H	R	ER	HR	HB	BB	SO	WP	BK
1989	St. Petersburg	12-7	2.23	26	26	4	2	0	169.2	141	63	42	9	0	33	122	4	7
1990	Arkansas	5-12	5.04	22	21	3	1	0	121.1	133	81	68	9	5	30	102	6	1
	Louisville	1-1	2.25	4	4	0	0	0	24.0	18	8	6	1	0	3	9	4	0
1991	Louisville	7-9	4.23	21	21	3	*3	0	127.2	140	64	60	5	6	31	74	6	1
	ST. LOUIS	4-5	4.12	11	10	2	0	0	67.2	74	35	31	5	2	8	38	2	1
1992	ST. LOUIS	10-10	3.68	31	30	3	0	0	186.0	194	83	76	15	5	33	117	4	2
	Louisville	0-1	6.75	1	1	0	0	0	4.0	8	4	3	0	0	0	1	0	0
1993	ST. LOUIS	7-6	4.33	38	21	1	0	0	145.1	163	80	70	18	4	27	75	6	0
1994	ST. LOUIS	3-2	5.45	7	7	0	0	0	39.2	40	24	24	6	3	7	26	2	0
	Arkansas - a	1-0	1.93	2	2	0	0	0	9.1	9	2	2	0	0	0	11	0	0
	Louisville - a	1-2	4.50	3	3	1	0	0	22.0	21	11	11	3	3	8	13	2	0
1995	BOSTON	7-5	4.07	48	12	0	0	0	115.0	131	60	52	12	3	31	69	4	0
1996	MONTREAL	7-10	4.17	33	27	1	1	0	159.2	165	80	74	16	9	41	100	8	0
1997	MONTREAL	0-1	33.75	1	1	0	0	0	1.1	4	5	5	1	0	1	0	0	0
1998	Akron	0-0	6.52	3	3	0	0	0	9.2	15	7	7	3	1	2	6	1	0
1999	BOSTON	2-0	3.69	60	0	0	0	0	63.1	61	34	26	4	5	18	39	1	0
2000	BOSTON	3-3	4.61	64	0	0	0	0	68.1	74	40	35	7	0	17	43	1	0
2001	PHILLIES	5-6	4.21	60	0	0	0	1	51.1	49	26	24	5	4	17	37	1	0
	Reading - a	0-0	0.00	1	1	0	0	0	2.0	0	0	0	0	0	1	2	0	0
2002	PHILLIES	5-6	5.25	54	0	0	0	0	60.0	61	38	35	6	4	32	49	4	0
Minors TOTALS		27-32	3.66	83	82	11	6	0	489.2	485	240	199	30	15	108	340	23	9
AL TOTALS		12-8	4.12	172	12	0	0	0	246.2	266	134	113	23	8	66	151	6	0
NL TOTALS		41-46	4.29	235	96	7	1	1	711.0	750	371	339	72	31	166	442	27	3
ML TOTALS		53-54	4.25	407	108	7	1	1	957.2	1016	505	452	95	39	232	593	33	3

* League Leader a - Rehabilitation Assignment

DIVISION SERIES RECORD

YEAR	CLUB, OPP	W-L	ERA	G	GS	CG	SHO	SV	IP	H	R	ER	HR	HB	BB	SO	WP	BK
1995	BOS, CLE	0-0	13.50	2	0	0	0	0	0.2	2	1	1	0	1	1	2	0	0
1999	BOS, CLE	0-0	0.00	2	0	0	0	0	4.0	2	0	0	0	0	1	4	0	0
DS	TOTALS	0-0	1.93	4	0	0	0	0	4.2	4	1	1	0	1	2	6	0	0

LEAGUE CHAMPIONSHIP SERIES RECORD

YEAR	CLUB, OPP	W-L	ERA	G	GS	CG	SHO	SV	IP	H	R	ER	HR	HB	BB	SO	WP	BK
1999	BOS, NYY	0-0	0.00	4	0	0	0	0	3.2	3	0	0	0	0	3	4	0	0

MAJOR LEAGUE HITTING TOTALS

	AVG	AB	R	H	2B	3B	HR	RBI	SH	SF	HP	BB	SO	SB	CS	E
2002	.333	3	0	1	0	0	0	0	0	0	0	1	0	0	0	0
Career	.186	188	14	35	4	1	0	12	28	0	1	4	43	0	0	10

CORMIER'S CAREER TRANSACTIONS

- Selected by St. Louis Cardinals in 6th round of June 1988 draft.
- On disabled list with a sore shoulder, August 12-September 7, 1993.
- On disabled list with bone contusion in left shoulder, April 28-May 13, 1994.
- On disabled list with back muscle strain, May 21-August 3, 1994; included rehabilitation assignments to Arkansas, July 7-18, and Louisville, July 18-30.
- Traded to Boston Red Sox with Mark Whiten (of), April 8, 1995, for Scott Cooper (inf), Cory Bailey (rhp) and a player to be named later.
- Traded to Montreal Expos with Shayne Bennett (rhp) and Ryan McGuire (inf), January 10, 1996, for Wil Cordero (inf) and Bryan Eversgerd (lhp).
- On disabled list with torn tendon in left elbow, April 6, 1997 through remainder of season.
- Signed by Cleveland Indians as a free agent, January 28, 1998.
- Signed by Boston Red Sox as a free agent, January 5, 1999.
- Signed by Philadelphia as a free agent, November 28, 2000.
- On disabled list with tendinitis in left elbow, August 10-28, 2001; included rehabilitation assignment to Reading, August 27-28.

CORMIER'S CAREER PITCHING BREAKDOWN

2002					Career					
W-L-S	ERA	G	IP	ER		W-L-S	ERA	G	IP	ER
0-1-0	12.00	3	3.0	4	Arizona	0-1-0	9.64	6	4.2	5
0-0-0	0.00	3	3.1	0	Atlanta	1-2-0	3.83	24	40.0	17
0-0-0	0.00	2	3.0	0	Chicago	3-1-0	4.18	14	47.1	22
0-1-0	Inf.	1	0.0	1	Cincinnati	2-3-0	6.98	7	29.2	23
0-0-0	2.70	4	3.1	1	Colorado	1-2-0	5.05	15	35.2	20
1-0-0	3.24	6	8.1	3	Florida	5-1-0	3.50	21	46.1	18
0-0-0	0.00	3	2.0	0	Houston	1-4-0	5.14	13	49.0	28
0-1-0	23.14	2	2.1	6	Los Angeles	3-2-0	3.49	14	56.2	22
-	-	-	-	-	Milwaukee	1-0-0	5.79	6	9.1	6
1-0-0	3.48	9	10.1	4	Montreal	6-7-0	5.35	30	69.0	41
1-1-0	6.14	7	7.1	5	New York	4-6-1	3.22	30	95.0	34
-	-	-	-	-	Philadelphia	4-4-0	3.73	15	60.1	25
0-0-0	9.00	2	2.0	2	Pittsburgh	3-3-0	4.37	15	57.2	28
0-0-0	0.00	2	3.1	0	St. Louis	1-0-0	2.29	5	19.2	5
1-1-0	6.00	2	3.0	2	San Diego	1-5-0	5.31	12	40.2	24
0-1-0	15.00	2	3.0	5	San Francisco	4-5-0	4.23	12	55.1	26
-	-	-	-	-	Anaheim	0-1-0	0.69	10	13.0	1
1-0-0	4.91	3	3.2	2	Baltimore	5-0-0	2.72	23	36.1	11
-	-	-	-	-	Boston	0-1-0	13.50	2	1.1	2
0-0-0	0.00	2	1.0	0	Chicago	1-1-0	4.40	12	14.1	7
-	-	-	-	-	Cleveland	0-1-0	3.93	13	18.1	8
-	-	-	-	-	Detroit	0-0-0	1.76	13	15.1	3
-	-	-	-	-	Kansas City	0-1-0	2.70	7	13.1	4
0-0-0	0.00	1	1.0	0	Minnesota	0-0-0	1.37	12	19.2	3
-	-	-	-	-	New York	1-1-0	5.19	15	26.0	15
-	-	-	-	-	Oakland	0-1-0	6.45	16	22.1	16
-	-	-	-	-	Seattle	2-1-0	4.43	11	20.1	10
-	-	-	-	-	Tampa Bay	1-0-0	4.50	8	8.0	4
-	-	-	-	-	Texas	1-0-0	7.71	10	11.2	10
-	-	-	-	-	Toronto	2-0-0	5.91	16	21.1	14

CORMIER'S CAREER PITCHING BREAKDOWN (continued)

W-L-S	2002						Career				
	ERA	G	IP	ER			W-L-S	ERA	G	IP	ER
1-3-0	11.88	10	8.1	11	April		6-11-0	5.27	55	136.2	80
1-1-0	3.00	13	12.0	4	May		9-6-1	4.51	79	173.2	87
1-0-0	2.08	9	8.2	2	June		9-7-0	3.60	68	127.1	51
1-1-0	5.27	11	13.2	8	July		7-11-0	4.03	74	156.1	70
1-1-0	5.91	6	10.2	7	August		10-15-0	4.21	61	194.2	91
0-0-0	4.05	5	6.2	3	September		10-4-0	3.68	65	154.0	63
-	-	-	-	-	October		2-0-0	6.00	5	15.0	10
2-2-0	3.16	29	31.1	11	Home		31-23-0	3.99	199	485.0	215
3-4-0	7.53	25	28.2	24	Road		22-31-1	4.51	208	472.2	237
1-1-0	4.02	13	15.2	7	Day		17-14-1	4.24	131	301.1	142
4-5-0	5.68	41	44.1	28	Night		36-40-0	4.25	276	656.1	310
3-4-0	7.66	21	24.2	21	Grass		20-26-1	4.23	234	432.1	203
2-2-0	3.57	33	35.1	14	Turf		33-28-0	4.27	173	525.1	249
4-4-0	4.78	35	32.0	17	Pre-ASG		29-26-1	4.19	225	496.2	231
1-2-0	5.79	19	28.0	18	Post-ASG		24-28-0	4.31	182	461.0	221
-	-	-	-	-	Starter		34-36-0	4.25	108	631.1	298
5-6-0	5.25	54	60.0	35	Reliever		19-18-1	4.25	299	326.1	154

CORMIER'S CAREER STATS BY BALLPARK

	W-L-S	ERA	G	IP	ER		W-L-S	ERA	G	IP	ER
Bank One Ballpark	0-1-0	12.27	5	3.2	5	County Stadium	0-0-0	6.00	2	3.0	2
Atl.-Fulton Co. Stadium	0-2-0	2.12	6	17.0	4	Olympic Stadium	9-12-0	4.67	35	129.0	67
Turner Field	0-0-0	3.52	8	7.2	3	Shea Stadium	1-5-1	3.66	17	51.2	21
Wrigley Field	1-0-0	9.35	6	8.2	9	Veterans Stadium	5-3-0	2.84	63	82.1	26
Cinergy Field	0-2-0	10.06	4	17.0	19	Three Rivers Stadium	1-0-0	5.90	7	29.0	19
Mile High Stadium	0-0-0	8.10	2	3.1	3	PNC Park	0-0-0	6.75	3	2.2	2
Coors Field	0-1-0	7.27	4	8.2	7	Busch Stadium	15-8-0	3.66	40	211.2	86
Pro Player Stadium	4-1-0	3.58	10	27.2	11	Qualcomm Stadium	1-2-0	2.48	6	29.0	8
Astrodome	0-3-0	6.46	5	23.2	17	3Com Park	2-3-0	4.08	5	28.2	13
Minute Maid Park	0-0-0	0.00	1	0.1	0	Pacific Bell Park	0-2-0	12.27	3	3.2	5
Dodger Stadium	1-1-0	3.81	8	28.1	12						
Edison Field	0-0-0	1.50	4	6.0	1	Metrodome	0-0-0	3.24	6	8.1	3
Camden Yards	3-0-0	3.52	11	15.1	6	Yankee Stadium	1-0-0	4.50	6	10.0	5
Fenway Park	6-7-0	4.88	88	121.2	66	N. A. Coliseum	0-1-0	5.51	9	16.1	10
US Cellular Field	0-0-0	1.29	6	7.0	1	Kingdome	1-0-0	1.93	3	9.1	2
Jacobs Field	0-0-0	1.50	6	6.0	1	SAFECO Field	0-0-0	3.38	3	5.1	2
Tiger Stadium	0-0-0	3.38	3	2.2	1	Tropicana Field	1-0-0	2.45	3	3.2	1
Comerica Park	0-0-0	0.00	3	1.2	0	Ballpark in Arlington	0-0-0	7.20	5	5.0	4
Kauffman Stadium	0-0-0	1.00	3	9.0	1	SkyDome	1-0-0	5.93	8	13.2	9

CORMIER'S CAREER FIELDING

POSITION	PCT	G	PO	A	E	TC	DP
Pitcher	.958	407	54	173	10	237	13

CORMIER'S GAME HIGHS

LOW-HIT CG: 3 - 4/22/96 vs STL ... **SHUTOUTS:** 4/22/96 vs STL ... **STRIKEOUTS:** Starter: 11 - 7/10/92 at LA ...
 Reliever: 4 - 5 times, last: 9/8/02 vs NYM ... **WALKS:** 4 - 7 times, last: 8/28/02 vs MTL ... **LONGEST OUTING:** Starter:
 9.0 inn - 6 times, last: 4/22/96 vs STL ... Reliever: 4.2 inn - 7/23/95 vs MIN ... **WINNING STREAK:** 7 games - 8/19-9/12/92
 ... **LOSING STREAK:** 5 games - 4/13-5/31/92; 7/18-8/3/01.



BRANDON DUCKWORTH

B-T: R-R

HT: 6-2; **WT:** 195

AGE: 27

BORN: January 23, 1976, Salt Lake City, UT

RESIDES: Kearns, UT

ML SERVICE: 1 year, 55 days

HOW OBTAINED: Signed by the Phillies as an amateur free agent, 8/13/97.

Right-Handed Pitcher

31

2002 SEASON: First full season in majors . . . Starting and winning pitcher for home opener, 4/5 vs FLA, 6-2 (6.0 IP, 1 ER), recording his 1st career double-digit strikeout game (10) . . . Became 70th different pitcher in Phillies history with a double-digit SO game . . . Had 3 double-digit SO games in his first 7 starts, including a career-high 12, 5/8 vs HOU . . . Finished season ranking 5th in NL with 9.2 SO/9.0 IP ratio . . . 105 of 167 strikeouts came at Veterans Stadium (in 94.1 IP) . . . Pitched a career-high 8.0 innings and did not allow a run, 5/23 vs NYM (ND in 1-0 loss) . . . Had a career-high 11.0 inning scoreless streak, 6/9-15 . . . Allowed a career-high 7 walks and 3 HR, 6/26 at FLA . . . Had 5 straight no-decisions, 7/25-8/23 . . . Struck out first 6 batters he faced, 8/5 vs LA, becoming 1st ML pitcher to strike out that many at the start of a game since Jim Deshaies struck out an ML record 8 straight, 9/23/86 vs LA (Randy Johnson also struck out first 6 batters he faced on same day at NYM) . . . Demoted to bullpen following 8/10 start at LA (1.1 IP, 5 ER) . . . Made 1st and only career relief appearance, 8/16 vs STL (2.0 IP, 1 ER) . . . His win on 8/29 vs MTL broke an 8-start winless streak (0-3, 5 ND) . . . Missed a start, 9/14 vs PIT, with lower back spasms . . . Got RBI singles in back-to-back starts, 9/8 and 9/22 . . . Started final game at Cinergy Field and was the winning pitcher, 9/22 at CIN (7.0 IP, 1 ER) . . . Won each of his final 2 starts, 9/22 at CIN and 9/28 at FLA (6.2 IP, 2 ER) . . . Pitched through the 6th inning in 20 of 29 starts . . . The club was 13-7 (.650) when he pitched through the 6th . . . Walked 3 or less in 27 of his 30 games.

CAREER: Five-year pro . . . **1997:** Signed by Phillies as an amateur free agent, 8/13, out of the Cape Cod League . . . Drafted by other teams twice previously, but did not sign . . . Played in Florida Instructional League . . . **1998:** Led all Phillies minor leaguers in W (15), GS (30), CG (6), SHO (4), IP (200.2) and SO (165) for Piedmont and Clearwater combined . . . Finished 3rd among all minor leaguers in innings . . . Began pro career at Piedmont (A) . . . Went 1-4 in May, but 4-0 in July . . . Threw a 2-hitter vs Delmarva, 7/19 (6-0 win) . . . Promoted to Clearwater (A), 7/20 . . . Still managed to lead South Atlantic League in complete games (5), finished tied for 3rd in shutouts (3) . . . Had fewest base runners per 9 IP ratio in SAL (8.96) . . .

1999: Played entire season at Clearwater . . . Led team in wins (11) and strikeouts (101) . . . Began season 5-0 (3.06 ERA) . . . Went 2-1, 1 save in 10 relief appearances . . . Florida State League All-Star . . . **2000:** Spent season at Reading (AA) . . . Winner of Paul Owens Award for best pitcher in Phillies minor league system . . . Led all Phillies minor leaguers in strikeouts (178), tied for lead in starts (27) . . . It was 2nd-highest single-season strikeout total in Reading history (Mark Davis, 185 in 1980) . . . Led Eastern League in strikeouts . . . Also led club in wins (13), ERA (3.16) and innings (165.0) . . . EL All-Star . . . Selected by managers as pitcher with best breaking pitch in EL . . . Phillies Minor League Pitcher of the Month for June (4-1, 2.13 ERA) . . . Struck out 13, 5/27 vs Norwich, 1st to strike out 13 since Randy Wolf on 4/28/98 vs Norwich . . . Winning pitcher in Southern Division clinching game, 8/25 vs Altoona (7.0 IP, 1 ER, 9 SO) . . . Winning pitcher in decisive 3rd game of EL Southern Division Series (5.0 IP, 4 ER, 5 SO) . . . Named Phillies' 9th-best prospect by *Baseball America* . . .

2001: Began season at Scranton (AAA) . . . Named International League Most Valuable Pitcher and Rookie of the Year . . . Winner of Paul Owens Award for best pitcher in Phillies minor league system; 1st pitcher to win the award twice (2000, 2001) . . . Despite missing final month of the regular season, led the IL in ERA (2.63), lowest avg against (.228) and winning % (.867), tied for league lead in wins (13) and ranked 3rd in strikeouts (150) . . . Had 2nd-highest SO/9.0 IP in IL (9.07) and 3rd-fewest base runners/9.0 IP (10.29) . . . Won 10 straight decisions, 5/19-7/30 . . . His 13 wins were tied for the most in Red Barons history at the time (Evan Thomas won 13 in 2000) . . . Phillies Minor League Pitcher of the Week, 5/28-6/3, (2-0, 2.25 ERA, 2 G, 16.0 IP, 5 BB, 16 SO) . . . Pitched SHO, 6/24 vs Charlotte (9.0 IP, 2 BB, 7 SO) . . . Starting pitcher for IL All-Star Game, 7/11 at Indianapolis (2.0 IP, 1 R, 0 ER) and set game record with 5 strikeouts (record was tied later in the game) . . . Named starting pitcher on IL postseason All-Star team . . . Recalled on 8/7 and won his ML debut that night vs SD (6.0 IP, 3 ER, 4 BB, 4 SO), also got his 1st ML hit (single off Bobby Jones) . . . Became 1st Phillies pitcher to get a hit in his ML debut since Rich Hunter, 4/6/96 at CIN . . . Had season-high 7 strikeouts in 7.0 innings, 8/12 vs LA . . . Went 2-for-2 with 1st ML extra-base hit (double), 8/18 at STL . . . Collected 1st ML RBI with a bases loaded walk, 8/28 at NYM . . . Rated 14th-best rookie in major leagues by *Baseball America* . . . Named to Topps Minor League AAA All-Star team.

PERSONAL: Brandon J. Duckworth . . . Single . . . 1994 graduate of Kearns High School (UT), where he was a member of the National Honor Society . . . Attended College of Southern Idaho and Cal State Fullerton . . . Played Little League, Babe Ruth and American Legion ball . . . Hobbies: Hunting, fishing, golf.

BRANDON DUCKWORTH'S CAREER RECORD

YEAR	CLUB	W-L	ERA	G	GS	CG	SHO	SV	IP	H	R	ER	HR	HB	BB	SO	WP	BK
1998	Piedmont	9-8	2.80	21	21	*5	3	0	147.2	116	58	46	10	7	24	119	8	2
	Clearwater	6-2	3.74	9	9	1	1	0	53.0	64	25	22	2	1	22	46	4	0
1999	Clearwater	11-5	4.84	27	17	0	0	1	132.0	164	84	71	13	5	40	101	10	1
2000	Reading	13-7	3.16	27	27	1	0	0	165.0	145	70	58	17	7	52	*178	6	3
2001	Scranton	#13-2	*2.63	22	20	2	1	0	147.0	122	46	43	14	7	36	150	5	0
	PHILLIES	3-2	3.52	11	11	0	0	0	69.0	57	29	27	2	6	29	40	2	0
2002	PHILLIES	8-9	5.41	30	29	0	0	0	163.0	167	103	98	26	7	69	167	10	0
Minors	TOTALS	52-24	3.35	106	94	9	5	1	644.2	611	283	240	56	27	174	594	33	6
ML	TOTALS	11-11	4.85	41	40	0	0	0	232.0	224	132	125	28	13	98	207	12	0

* League Leader # Tied for League Lead

MAJOR LEAGUE HITTING TOTALS

	AVG	AB	R	H	2B	3B	HR	RBI	SH	SF	HP	BB	SO	SB	CS	E
2002	.188	48	3	9	1	0	0	4	6	0	0	5	11	0	0	0
Career	.200	70	4	14	2	0	0	5	8	0	0	7	15	0	0	2

DUCKWORTH'S CAREER TRANSACTIONS

- Selected by Toronto Blue Jays in 30th round of June 1995 draft, but did not sign.
- Selected by Arizona Diamondbacks in 61st round of June 1996 draft, but did not sign.
- Signed by Philadelphia as an amateur free agent, August 13, 1997.

DUCKWORTH'S CAREER PITCHING BREAKDOWN

2002						Career					
W-L-S	ERA	G	IP	ER		W-L-S	ERA	G	IP	ER	
0-0-0	5.14	1	7.0	4	Arizona	0-0-0	5.14	1	7.0	4	
0-1-0	4.50	2	14.0	7	Atlanta	0-2-0	4.26	4	25.1	12	
0-0-0	3.00	1	6.0	2	Chicago	0-0-0	3.00	1	6.0	2	
1-0-0	1.29	1	7.0	1	Cincinnati	1-0-0	1.29	1	7.0	1	
1-1-0	4.76	2	11.1	6	Colorado	1-1-0	4.76	2	11.1	6	
2-1-0	4.03	4	22.1	10	Florida	3-1-0	3.82	6	35.1	15	
0-1-0	5.40	2	10.0	6	Houston	0-1-0	3.71	3	17.0	7	
0-0-0	11.05	2	7.1	9	Los Angeles	1-0-0	6.28	3	14.1	10	
1-2-0	6.85	4	23.2	18	Montreal	1-3-0	5.75	6	36.0	23	
1-2-0	5.92	4	24.1	16	New York	1-2-0	5.87	5	30.2	20	
0-1-0	37.80	1	1.2	7	Pittsburgh	0-1-0	37.80	1	1.2	7	
0-0-0	8.31	2	4.1	4	St. Louis	0-0-0	6.10	3	10.1	7	
-	-	-	-	-	San Diego	1-0-0	4.50	1	6.0	3	
0-0-0	11.25	1	4.0	5	San Francisco	0-0-0	11.25	1	4.0	5	
0-0-0	2.57	1	7.0	2	Baltimore	0-0-0	2.57	1	7.0	2	
1-0-0	1.50	1	6.0	1	Detroit	1-0-0	1.50	1	6.0	1	
1-0-0	0.00	1	7.0	0	Minnesota	1-0-0	0.00	1	7.0	0	
1-2-0	5.61	5	25.2	16	April	1-2-0	5.61	5	25.2	16	
1-2-0	4.75	6	36.0	19	May	1-2-0	4.75	6	36.0	19	
2-1-0	3.42	4	23.2	9	June	2-1-0	3.42	4	23.2	9	
1-3-0	5.45	6	36.1	22	July	1-3-0	5.45	6	36.1	22	
1-0-0	6.75	5	18.2	14	August	3-0-0	4.59	10	51.0	26	
2-1-0	7.15	4	22.2	18	September	3-2-0	4.75	9	55.0	29	
-	-	-	-	-	October	0-1-0	8.31	1	4.1	4	
5-4-0	4.58	16	94.1	48	Home	7-4-0	3.82	22	134.1	57	
3-5-0	6.55	14	68.2	50	Road	4-7-0	6.27	19	97.2	68	
3-4-0	5.40	11	56.2	34	Day	4-4-0	4.46	14	76.2	38	
5-5-0	5.42	19	106.1	64	Night	7-7-0	5.04	27	155.1	87	
3-5-0	6.32	13	62.2	44	Grass	4-6-0	6.20	17	85.2	59	
5-4-0	4.84	17	100.1	54	Turf	7-5-0	4.06	24	146.1	66	
5-6-0	4.65	17	98.2	51	Pre-ASG	5-6-0	4.65	17	98.2	51	
3-3-0	6.58	13	64.1	47	Post-ASG	6-5-0	5.00	24	133.1	74	
8-9-0	5.42	29	161.0	97	Starter	11-11-0	4.85	40	230.0	124	
0-0-0	4.50	1	2.0	1	Reliever	0-0-0	4.50	1	2.0	1	

DUCKWORTH'S CAREER STATS BY BALLPARK

	W-L-S	ERA	G	IP	ER		W-L-S	ERA	G	IP	ER
Bank One Ballpark	0-0-0	5.14	1	7.0	4	Dodger Stadium	0-0-0	33.75	1	1.1	5
Turner Field	0-1-0	8.31	1	4.1	4	Olympic Stadium	0-1-0	6.75	2	12.0	9
Wrigley Field	0-0-0	3.00	1	6.0	2	Shea Stadium	0-1-0	5.84	2	12.1	8
Cinergy Field	1-0-0	1.29	1	7.0	1	Veterans Stadium	7-4-0	3.82	22	134.1	57
Coors Field	0-1-0	7.20	1	5.0	4	PNC Park	0-1-0	37.80	1	1.2	7
Pro Player Stadium	2-1-0	5.16	4	22.2	13	Busch Stadium	0-0-0	6.48	2	8.1	6
Minute Maid Park	0-1-0	9.00	1	4.0	4						
Comerica Park	1-0-0	1.50	1	6.0	1						

DUCKWORTH'S CAREER FIELDING

POSITION	PCT	G	PO	A	E	TC	DP
Pitcher	.938	41	8	22	2	32	1

DUCKWORTH'S GAME HIGHS

STRIKEOUTS: 12 - 5/8/02 vs HOU ... **WALKS:** 7 - 6/26/02 at FLA ... **LONGEST OUTING:** 8.0 inn - 5/23/02 vs NYM ... **WINNING STREAK:** 2 games - 2001, 2002 ... **LOSING STREAK:** 3 games - 7/6-19/02 ... **SCORELESS STREAK:** 11.0 inn - 6/9-15/02.



JOSH HANCOCK

B-T: R-R

HT: 6-3; **WT:** 217

AGE: 24, turns on 25 on April 11

BORN: April 11, 1978, Cleveland, MS

RESIDES: Tupelo, MS

ML SERVICE: 27 days

HOW OBTAINED: Acquired from Boston Red Sox for Jeremy Giambi, 12/15/02.

Right-Handed Pitcher

61

2002 SEASON: Began season with Trenton (AA) ... Held left-handers to .225 avg ... Struck out a season-high 11, 4/12 at Norwich (6.0 IP) ... Was hit in the face by a line drive, 6/3 vs Reading (3.2 IP) ... On DL with a fractured right jaw, 6/4-7/3 ... Earned his only career save in first game back, 7/3 vs Portland (3.0 IP) ... Threw 7.0 shutout innings in his final AA start, 7/17 vs Norwich (won, 1 BB, 4 SO) ... Promoted to Pawtucket, 7/24 ... Won his first 3 starts with Pawtucket, 7/24-8/3 ... Held opposing hitters to .235 avg; lefties, .227 ... Recalled to BOS on 9/2 ... Made ML debut, 9/10 at TB (1.0 IP) ... Retired first 6 ML batters he faced ... Made 1st ML start, 9/26 at CWS (lost 3-2, 5.1 IP, 5 H, 3 R, 3 ER, 2 BB, 6 SO) ... Pitched in one game (2.0 IP, 1 BB) for Scottsdale in Arizona Fall League, before being sidelined with a groin injury ... Underwent surgery in mid-November to repair a torn muscle in his groin.

CAREER: Five-year pro ... **1998:** Spent 1st pro season with Gulf Coast Red Sox (R) ... Held opponents to .196 avg ... Promoted to Lowell (A) and made just 1 start ... **1999:** Pitched for Augusta (A) ... Compiled a 1.86 ERA in 5 July starts ... **2000:** Spent entire season with Sarasota (A) ... Pitched at least 5.0 innings in 19 of 24 starts ... **2001:** Spent season with Trenton (AA) ... Struck out a season-high 10 batters, 5/19 vs Altoona (7.1 IP) ... Had a season-best 1.33 ERA in 4 July starts ... Allowed 3 ER or less in 19 of 24 starts.

PERSONAL: Joshua Morgan Hancock ... Single ... 1996 graduate of Vestavia Hills High School (Birmingham, AL) ... Played on 3 high school state championship teams, going 9-0, 0.92 his senior year ... Selected All-State and 1996 Gatorade Player of the Year ... Attended Auburn University, where he played one season and helped lead the Tigers to the 1997 College World Series ... Was 2-0, 4.75 with 32 strikeouts in 13 games (2 starts) for Auburn, which went 55-17 ... Was a college teammate of Oakland A's pitcher Tim Hudson.

JOSH HANCOCK'S CAREER RECORD

YEAR	CLUB	W-L	ERA	G	GS	CG	SHO	SV	IP	H	R	ER	HR	HB	BB	SO	WP	BK
1998	Red Sox, GCL	1-1	3.38	5	1	0	0	0	13.1	9	5	5	1	0	3	21	0	0
	Lowell	0-1	2.25	1	1	0	0	0	4.0	5	2	1	0	0	4	4	1	0
1999	Augusta	6-8	3.80	25	25	0	0	0	139.2	154	79	59	12	4	46	106	10	1
2000	Sarasota	5-10	4.45	26	24	1	0	0	143.2	164	89	71	9	6	37	95	8	2
2001	Trenton	8-6	3.65	24	24	0	0	0	130.2	138	60	53	8	4	37	119	11	0
2002	Trenton	3-4	3.61	15	14	2	0	1	84.2	82	40	34	9	5	18	69	5	0
	Pawtucket	4-2	3.45	8	8	0	0	0	44.1	39	20	17	2	2	26	29	3	0
	BOSTON	0-1	3.68	3	1	0	0	0	7.1	5	3	3	1	0	2	6	0	0
Minors	TOTALS	27-32	3.85	104	97	3	0	1	560.1	591	295	240	41	21	171	443	38	3
ML	TOTALS	0-1	3.68	3	1	0	0	0	7.1	5	3	3	1	0	2	6	0	0

HANCOCK'S CAREER TRANSACTIONS

- Selected by Boston Red Sox in 5th round of June 1998 draft.
- Traded to Philadelphia, December 15, 2002, for Jeremy Giambi (1b/of).

HANCOCK'S CAREER PITCHING BREAKDOWN

	2002/Career				
	W-L-S	ERA	G	IP	ER
Chicago	0-1-0	5.06	1	5.1	3
Cleveland	0-0-0	0.00	1	1.0	0
Tampa Bay	0-0-0	0.00	1	1.0	0
September	0-1-0	3.68	3	7.1	3
Home	0-0-0	0.00	1	1.0	0
Road	0-1-0	4.26	2	6.1	3
Day	0-1-0	5.06	1	5.1	3
Night	0-0-0	0.00	2	2.0	0
Grass	0-1-0	4.26	2	6.1	3
Turf	0-0-0	0.00	1	1.0	0
Post-ASG	0-1-0	3.68	3	7.1	3
Starter	0-1-0	5.06	1	5.1	3
Reliever	0-0-0	0.00	2	2.0	0

HANCOCK'S CAREER STATS BY BALLPARK

	W-L-S	ERA	G	IP	ER		W-L-S	ERA	G	IP	ER
Fenway Park	0-0-0	0.00	1	1.0	0	Tropicana Field	0-0-0	0.00	1	1.0	0
US Cellular Field	0-1-0	5.06	1	5.1	3						

HANCOCK'S CAREER FIELDING

POSITION	PCT	G	PO	A	E	TC	DP
Pitcher	--	3	0	0	0	0	0



TYLER HOUSTON

B-T: L-R

HT: 6-1; **WT:** 218

AGE: 32

BORN: January 17, 1971, Long Beach, CA

RESIDES: Henderson, NV

ML SERVICE: 7 years

HOW OBTAINED: Signed by Phillies as a free agent, 1/16/03.

Infielder

2

2002 SEASON: Reached career highs in games (111), at-bats (320), hits (90), doubles (20) and triples (3) ... Brewers Opening Day 3rd baseman, 4/2 at HOU ... Slugged 3-run, pinch-hit HR, 5/21 vs LA ... Tripled in back-to-back games, 6/2-3 ... Collected 4 consecutive 3-hit games, 6/10-17 ... Hit .595 (25-42), 3 HR, 9 RBI during career-high 11-game hit streak, 6/10-26 ... Homered 3 times over 5 games, 6/18-23; also had an RBI in each game (6 total) ... Hit .464 (32-69), 7 doubles, 2 triples, 3 HR, 13 RBI in June ... Traded to LA, 7/23 ... Went 4-for-4, 1 triple, 4 RBI, 3 R in LA debut, 7/26 at SF ... Hit a combined .444 (4-9), 9 RBI with bases loaded and .269 (7-26), 1 HR, 3 RBI as pinch-hitter ... Overall, played 74 games at 3rd base, 14 at 1st base.

CAREER: 14-year pro ... **1989:** Braves' 1st selection in June draft ... Made pro debut with Idaho Falls (R) ... **1990:** Spent entire season with Sumter (A) ... **1991:** South Atlantic League All-Star for Macon (A) ... **1992:** For Durham (A), started 71 games at catcher, 8 at 3B and 6 at 1B ... **1993:** Began season with Greenville (AA) ... On disabled list with dislocated left thumb, 6/25-7/5 ... Selected to Double-A All-Star Game (1-2, 2B) ... Promoted to Richmond (AAA) late in season ... **1994:** Appeared in 97 games for Richmond as both a catcher and 1st baseman ... Clinched International League Western Division title with a 2-run HR in bottom of 8th inning, 9/2 ... **1995:** 2nd full season with Richmond ... Played 61 games at 1B, 21 as catcher, 15 in OF and 13 at 3B ... **1996:** Was on ATL's Opening Day roster ... Made ML debut, 4/3 vs SF, and doubled in 1st ML at-bat (Mark Dewey) ... Slugged 1st ML homer, 5/20 vs CHI (Doug Jones); also knocked in 5 runs ... Traded to CHI, 6/26, for Ismael Villegas ... In first ML start as catcher, went 4-for-5, 2 doubles, 4 RBI, 7/2 at PIT ... Had a career-high 6 RBI, 7/26 at COL ... Hit .467 during a career-high 9-game hit streak, 9/19-27 ... Underwent arthroscopic surgery on left shoulder, 10/24 (Dr. Michael Schaffer) ... **1997:** Appeared at all 4 infield positions, in addition to 41 games behind the plate ... Placed on 15-day DL, 5/3, with a severe right wrist contusion ... Rehabbed with Iowa (AAA) ... Activated on 5/19 ... Returned to DL, 6/11 when his appendix needed to be removed ... Rehabbed with Rockford (AA) ... Activated on 7/11 ... Served a 1-game suspension, 9/16 vs CIN, following an 8/13 altercation with SF's Jeff Kent ... **1998:** Threw out 20% (11-55) of potential base stealers for Cubs ... Hit first 2 pinch-HR of career, 8/8 at STL and 9/12 vs MIL ...

. Overall, hit .300 as pinch-hitter ... Placed on 15-day DL, 5/26-6/24, with a strained right hamstring ... Had 1st multi-HR game, 7/3 vs PIT (2 HR) ... In first post-season experience, homered in Game 1 of NLDS vs ATL (John Smoltz) ... **1999:** Hit .386, 5 HR, 16 RBI in first 31 games with Cubs ... Hit a game-winning 3-run, pinch-HR, 6/8 at ARI, in 9th inning for a 5-3 win ... Hit 1st career HR off a LHP, 7/11 at CWS (Jim Parque) ... Traded to CLE, 8/31, for Richard Negrette ... Made 6 starts in his 13 games (3rd base and catcher) ... Did not appear in ALDS vs BOS ... **2000:** Signed by MIL as a free agent, 1/20 ... Began season as backup catcher before moving to corner infield positions ... Reached career bests in HR (18) and RBI (43) ... Placed on DL, 5/19, retroactive to 5/14, with a right calf contusion ... Activated on 6/2 ... Became 6th Brewer in club history to hit 3 HR in a game (first 3 at-bats), 7/9 vs DET; also equaled career best with 6 RBI ... Hit 4th career pinch-HR, 7/27 at PIT, a game-winning solo shot ... Went 2-for-6, 2 HR, 5 RBI, 8/21 at ARI; 3rd career multi-homer game ... Hit .571 (4-7), 8 RBI with bases loaded ... **2001:** Hit 1st career grand slam, 4/26 vs NYM (Brett Hinchliffe) ... Collected a career-high 5 hits, 5/15 at PHI ... Hit .300 over first 3 months of season (.317 in April, .300 in May, .339 in June) before being sidelined with an injury in July ... Hit .392 with RISP ... Placed on 15-day DL, 7/14-9/1, with a stress reaction in right ankle ... Made 3 starts at 3rd base before returning to DL, 9/8 through remainder of season with a stress reaction in right foot ... **MISC:** Played for ATL in final season at Fulton County Stadium (1996), MIL in final season at County Stadium (2000) and will play for Phillies in final season at Veterans Stadium.

PERSONAL: Tyler Sam Houston ... Married Gabrielle Collier (10/9/93); one daughter, Taylor Marie (5/11/98) and one son, Chase Tyler (2/2/00) ... 1989 graduate of Valley High School (Las Vegas) ... Hobby: Golf.

TYLER HOUSTON'S CAREER RECORD

YEAR	CLUB	AVG	G	AB	R	H	2B	3B	HR	RBI	SH	SF	HP	BB	SO	SB	CS	E
1989	Idaho Falls	.244	50	176	30	43	11	0	4	24	0	0	1	25	41	4	0	5
1990	Sumter	.210	117	442	58	93	14	3	13	56	2	7	2	49	101	6	2	18
1991	Macon	.231	107	351	41	81	16	3	8	47	1	3	1	39	70	10	2	10
1992	Durham	.226	117	402	39	91	17	1	7	38	3	5	1	20	89	5	6	15
1993	Greenville	.279	84	262	27	73	14	1	5	33	3	4	2	13	50	5	3	9
	Richmond	.139	13	36	4	5	1	1	1	3	0	0	0	1	8	0	0	3
1994	Richmond	.244	97	312	33	76	15	2	4	33	0	5	0	16	44	3	3	7
1995	Richmond	.255	103	349	41	89	10	3	12	42	1	2	4	18	62	3	5	11
1996	ATLANTA	.222	33	27	3	6	2	1	1	8	0	0	0	1	9	0	0	0
	CHICAGO	.339	46	115	18	39	7	0	2	19	0	0	0	8	18	3	2	3
	ATL/CHI	.317	79	142	21	45	9	1	3	27	0	0	0	9	27	3	5	3
1997	Iowa - a	.217	6	23	0	5	2	0	0	4	0	0	0	0	2	0	0	2
	Rockford - a	.500	2	6	1	3	1	0	0	1	0	0	0	0	0	0	0	0
	CHICAGO	.260	72	196	15	51	10	0	2	28	0	2	0	9	35	1	0	5
1998	CHICAGO	.255	95	255	26	65	7	1	9	33	1	1	0	13	53	2	2	5
1999	CHICAGO	.233	100	249	26	58	9	1	9	27	1	1	0	28	67	1	1	17
	CLEVELAND	.148	13	27	2	4	1	0	1	3	0	0	0	3	11	0	0	0
2000	MILWAUKEE	.250	101	284	30	71	15	0	18	43	4	0	0	17	72	2	1	13
2001	MILWAUKEE	.289	75	235	36	68	7	0	12	38	2	0	1	18	62	0	0	10
	Beloit - a	.000	1	3	0	0	0	0	0	0	0	0	0	0	1	0	0	1
2002	MILWAUKEE	.302	76	255	25	77	15	2	7	33	4	1	4	14	41	1	0	8
	LOS ANGELES	.200	35	65	9	13	5	1	0	7	0	0	0	2	21	0	0	3
	MIL/LA	.281	111	320	34	90	20	3	7	40	4	1	4	16	62	1	0	11
Minors	TOTALS	.237	697	2362	274	559	101	14	54	281	10	26	11	181	468	36	21	81
AL	TOTALS	.148	13	27	2	4	1	0	1	3	0	0	0	3	11	0	0	0
NL	TOTALS	.267	633	1681	188	448	77	6	60	236	12	5	5	110	378	10	6	64
ML	TOTALS	.265	646	1708	190	452	78	6	61	239	12	5	5	113	389	10	6	64

a - Rehabilitation Assignment

DIVISION SERIES RECORD

YEAR	CLUB, OPP	AVG	G	AB	R	H	2B	3B	HR	RBI	SH	SF	HP	BB	SO	SB	CS	E
1998	CHI, ATL	.167	3	6	1	1	0	0	1	1	0	0	0	0	3	0	0	0
1999	CLE, BOS	Did not play																

HOUSTON'S CAREER TRANSACTIONS

- Selected by Atlanta Braves in 1st round (2nd overall) of June 1989 draft.
- Traded to Chicago Cubs, June 26, 1996, for Ismael Villegas (rhp).
- On disabled list with severe right wrist contusion, May 3-19, 1997; included rehabilitation assignment to Iowa, May 14-19.
- On disabled list after appendix was removed, June 11-July 11, 1997; included rehabilitation assignment to Rockford, July 9-11.
- On disabled list with strained right hamstring, May 26-June 24, 1998.
- Traded to Cleveland Indians, August 31, 1999, for Richard Negrette (rhp).
- Signed by Milwaukee Brewers as a free agent, January 17, 2000.
- On disabled list with right calf contusion, May 19-June 2, 2000.
- On disabled list with stress reaction in right ankle, July 14-September 1, 2001; included rehabilitation assignment to Beloit, August 29-31.
- On disabled list with stress reaction in right ankle, September 8, 2001 through remainder of season.
- Traded to Los Angeles Dodgers, with a player to be named later (Brian Mallette, p), July 23, 2002, for Ben Diggins (rhp) and Shane Nance (lhp).
- Signed by Philadelphia as a free agent, January 16, 2003.

HOUSTON'S CAREER BATTING BREAKDOWN

2002						Career				
AVG	AB	H	HR	RBI		AVG	AB	H	HR	RBI
.231	13	3	0	2	Arizona	.286	56	16	4	15
.200	10	2	0	2	Atlanta	.244	78	19	3	14
.320	25	8	2	6	Chicago	.293	82	24	5	16
.184	48	9	0	3	Cincinnati	.259	143	37	2	20
.167	18	3	0	0	Colorado	.252	115	29	3	14
.222	9	2	0	1	Florida	.250	76	19	3	10
.421	38	16	2	6	Houston	.321	131	42	5	14
.364	11	4	1	3	Los Angeles	.238	84	20	5	11
-	-	-	-	-	Milwaukee	.353	34	12	2	7
.333	15	5	0	0	Montreal	.247	89	22	1	7
.111	9	1	0	1	New York	.200	80	16	2	16
.111	9	1	0	0	Philadelphia	.214	70	15	1	3
.120	25	3	0	3	Pittsburgh	.290	169	49	6	29
.261	23	6	0	0	St. Louis	.181	127	23	2	8
.474	19	9	1	4	San Diego	.319	72	23	2	9
.174	23	4	0	4	San Francisco	.235	115	27	4	17
.500	8	4	1	2	Anaheim	.500	8	4	1	2
-	-	-	-	-	Baltimore	.000	4	0	0	0
-	-	-	-	-	Boston	.400	5	2	0	2
-	-	-	-	-	Chicago	.182	22	4	2	2
-	-	-	-	-	Cleveland	.344	32	11	2	7
-	-	-	-	-	Detroit	.429	35	15	4	7
-	-	-	-	-	Kansas City	.231	26	6	1	1
.538	13	7	0	2	Minnesota	.343	35	12	0	6
-	-	-	-	-	New York	.100	10	1	0	0
1.000	3	3	0	1	Oakland	1.000	3	3	0	1
-	-	-	-	-	Texas	.000	1	0	0	0
-	-	-	-	-	Toronto	.167	6	1	1	1
.259	58	15	0	5	April	.257	253	65	8	40
.290	69	20	4	14	May	.307	280	86	13	53
.464	69	32	3	13	June	.304	283	86	16	46
.225	71	16	0	6	July	.250	384	96	12	44
.108	37	4	0	0	August	.210	267	56	6	27
.188	16	3	0	2	September	.261	237	63	6	29
-	-	-	-	-	October	.000	4	0	0	0

HOUSTON'S CAREER BATTING BREAKDOWN (continued)

2002						Career				
AVG	AB	H	HR	RBI		AVG	AB	H	HR	RBI
.313	150	47	6	20	Home	.258	788	203	25	111
.253	170	43	1	20	Road	.271	920	249	36	128
.282	110	31	4	11	Day	.272	716	195	26	93
.281	210	59	3	29	Night	.259	992	257	35	146
.286	294	84	7	40	Grass	.265	1479	392	54	209
.231	26	6	0	0	Turf	.262	229	60	7	30
.315	216	68	7	32	Pre-ASG	.287	943	271	44	157
.212	104	22	0	8	Post-ASG	.237	765	181	17	82
.259	27	7	0	2	vs LHP	.229	140	32	5	19
.283	293	83	7	38	vs RHP	.268	1568	420	56	220
.301	83	25	2	34	RISP	.299	408	122	18	177
.444	9	4	0	9	Bases loaded	.383	47	18	1	45
.269	26	7	1	6	Pinch-hitting	.191	152	29	6	26

HOUSTON'S CAREER STATS BY BALLPARK

	AVG	AB	H	HR	RBI		AVG	AB	H	HR	RBI
Bank One Ballpark	.357	28	10	4	13	Miller Park	.319	238	76	12	41
Atl.-Fulton Co. Stadium	.286	21	6	1	8	Olympic Stadium	.200	45	9	0	1
Turner Field	.227	44	10	2	10	Shea Stadium	.147	34	5	0	1
Wrigley Field	.232	401	93	8	48	Veterans Stadium	.220	41	9	0	2
Cinergy Field	.260	77	20	1	15	Three Rivers Stadium	.309	68	21	3	11
Coors Field	.246	69	17	3	11	PNC Park	.179	28	5	1	7
Pro Player Stadium	.271	48	13	2	7	Busch Stadium	.212	66	14	2	4
Astrodome	.304	23	7	2	2	Qualcomm Stadium	.405	42	17	1	6
Minute Maid Park	.333	27	9	0	4	3Com Park	.364	22	8	3	8
Dodger Stadium	.224	67	15	2	2	Pacific Bell Park	.224	49	11	0	4
County Stadium	.258	151	39	7	20						
Camden Yards	.000	4	0	0	0	Kauffman Stadium	.333	18	6	1	1
US Cellular Field	.222	18	4	2	2	Metrodome	.125	8	1	0	1
Jacobs Field	.302	43	13	2	7	N. A. Coliseum	1.000	3	3	0	1
Tiger Stadium	.571	7	4	0	0	Ballpark in Arlington	.000	1	0	0	0
Comerica Park	.462	13	6	1	1	SkyDome	.250	4	1	1	1

HOUSTON'S CAREER FIELDING

POSITION	PCT	G	PO	A	E	TC	DP	PB
Catcher	.984	173	1018	61	17	1096	7	16
First Base	.985	74	429	30	7	466	42	
Second Base	1.000	3	3	7	0	10	2	
Third Base	.929	270	138	388	40	566	36	
Shortstop	—	1	0	0	0	0	0	
Outfield	—	2	0	0	0	0	0	

HOUSTON'S GAME HIGHS

HITS: 5 - 5/15/01 at PHI ... **RUNS:** 3 - 5 times, last: 7/26/02 at SF ... **DOUBLES:** 2 - 3 times, last: 6/25/02 at STL ... **TRIPLES:** 1 ... **HOME RUNS:** 3 - 7/9/00 vs DET ... 2 - 7/3/98 vs PIT and 8/21/00 at ARI ... **RBI:** 6 - 7/9/00 vs DET and 7/26/96 at COL ... **WALKS:** 2 - 6 times, last: 5/12/01 vs PIT ... **STOLEN BASES:** 1 ... **HITTING STREAK:** 11 games - 6/10-26/02 ... **GRAND SLAMS:** 1 - 4/26/01 vs NYM (Brett Hinchliffe) ... **PINCH-HR:** 6 times - last: 5/21/02 vs LA ... **INSIDE-THE-PARK HR:** None.



ERIC JUNG

(pronounced jung)

B-T: R-R

HT: 6-5; **WT:** 215

AGE: 26

BORN: January 5, 1977, Manhasset, NY

RESIDES: New York, NY

ML SERVICE: 20 days

HOW OBTAINED: Acquired from Los Angeles Dodgers with Jesus Cordero, for Omar Daal, 11/9/01.

Right-Handed Pitcher

28

2002 SEASON: Began season with Scranton (AAA) . . . His 29 starts were most among Phillies minor leaguers, tied for most in the IL and tied a team record . . . Finished 2nd in International League in innings (180.2), 5th in strikeouts (126) and tied for 5th in wins (12) . . . Phillies Minor League Pitcher of the Week, 5/6-12 (1-0, 1.29 ERA, 7.0 IP, 1 ER) . . . IL Pitcher of the Week the next week, 5/13-19 (1-1, 0.64 ERA, CG, 14.0 IP, 1 ER, 4 BB, 15 SO) . . . Posted a 1.98 ERA in 6 May starts . . . Allowed 3 ER or less in 22 of 29 starts and pitched at least 6.0 innings in 19 of final 25 starts . . . Recalled on 9/10 . . . Made ML debut, 9/11 vs FLA in relief (1.0 IP, 2 H, 1 R, 1 ER, 1 SO) . . . Made 1st ML start, 9/14 vs PIT, earning 1st ML win (5.0 IP, 4 H, 1 R, 0 ER, 4 BB, 5 SO) . . . Earned 2nd ML win, 9/24 vs ATL, relieving Vicente Padilla with one out in the 1st inning (4.2 IP, 6 H, 1 R, 1 ER, 1 BB, 3 SO) . . . Pitched for Grand Canyon in Arizona Fall League.

CAREER: Four-year pro . . . **1999:** Selected by Dodgers in 11th round of June draft . . . Made pro debut with Yakima (A) . . . Led team in starts (15), 2nd in innings (82.0) and strikeouts (55) and tied for 2nd in wins (5) . . . Tied for 2nd in Northwest League in starts . . . **2000:** Pitched entire season at San Bernardino (A) . . . Finished 5th in California League in innings (158.0) . . . Was 5-0, 3.23 ERA at home . . . Won 7 straight decisions, 6/12 through the end of the season, posting a 2.74 ERA (31 ER, 102.0 IP) during that span . . . Went 8-1, 3.21 ERA in his 24 starts . . . **2001:** Spent entire season with Jacksonville (AA) . . . Was 3-1, 1.80 ERA in 5 April starts . . . Pitched 1st professional shutout, 6/11 at Orlando (9.0 IP) . . . Won 5 consecutive starts, 6/11-7/3 . . . Pitched at least 6.0 innings in 20 of 27 starts . . . Held right-handers to .232 avg.

PERSONAL: Eric Debari Jung . . . Single . . . 1995 graduate of Rye High School (NY), where he received letters in baseball, football and skiing . . . 1999 graduate of Bucknell University, with a BS degree in Business Administration . . . Hobby: Music.

ERIC JUNG'S CAREER RECORD

YEAR	CLUB	W-L	ERA	G	GS	CG	SHO	SV	IP	H	R	ER	HR	HB	BB	SO	WP	BK
1999	Yakima	5-7	5.82	15	15	0	0	0	82.0	98	60	53	10	0	31	55	3	0
2000	San Bernardino	8-1	3.36	29	24	0	0	1	158.0	159	69	59	8	9	53	116	8	2
2001	Jacksonville	10-11	3.46	27	27	1	1	0	164.0	143	72	63	19	13	56	116	6	0
2002	Scranton	12-6	3.54	29	#29	1	0	0	180.2	170	77	71	16	5	*67	126	10	0
	PHILLIES	2-0	1.42	4	1	0	0	0	12.2	14	3	2	0	0	5	11	0	0
Minors	TOTALS	35-25	3.79	100	95	2	1	1	584.2	570	278	246	53	27	207	413	27	2
ML	TOTALS	2-0	1.42	4	1	0	0	0	12.2	14	3	2	0	0	5	11	0	0

Tied for League Lead

JUNG'S CAREER TRANSACTIONS

- Selected by Los Angeles Dodgers in 11th round of June 1999 draft.
- Traded to Philadelphia with Jesus Cordero (rhp), November 9, 2001, for Omar Daal (lhp).

MAJOR LEAGUE HITTING TOTALS

	AVG	AB	R	H	2B	3B	HR	RBI	SH	SF	HP	BB	SO	SB	CS	E
2002/Career	.000	3	0	0	0	0	0	0	0	0	0	0	0	0	0	0

JUNGE'S CAREER PITCHING BREAKDOWN

	2002/Career				
	W-L-S	ERA	G	IP	ER
Atlanta	1-0-0	1.35	2	6.2	1
Florida	0-0-0	9.00	1	1.0	1
Pittsburgh	1-0-0	0.00	1	5.0	0
September	2-0-0	1.42	4	12.2	2
Home	2-0-0	1.69	3	10.2	2
Road	0-0-0	0.00	1	2.0	0
Night	2-0-0	1.42	4	12.2	2
Grass	0-0-0	0.00	1	2.0	0
Turf	2-0-0	1.69	3	10.2	2
Post-ASG	2-0-0	1.42	4	12.2	2
Starter	1-0-0	0.00	1	5.0	0
Reliever	1-0-0	2.35	3	7.2	2

JUNGE'S CAREER STATS BY BALLPARK

	AVG	AB	H	HR	RBI		AVG	AB	H	HR	RBI
Turner Field	0-0-0	0.00	1	2.0	0	Veterans Stadium	2-0-0	1.69	3	10.2	2

JUNGE'S CAREER FIELDING

POSITION	PCT	G	PO	A	E	TC	DP
Pitcher	1.000	4	1	2	0	3	0

JUNGE'S GAME HIGHS

LOW-HIT CG: None ... **SHUTOUTS:** None ... **STRIKEOUTS:** 5 - 9/14/02 vs PIT ... **WALKS:** 4 - 9/14/02 vs PIT ... **LONGEST OUTING:** Starter: 5.0 inn - 9/14/02 vs PIT ... Reliever: 4.2 inn - 9/24/02 vs ATL ... **WINNING STREAK:** 2 games - 9/14-24/02 ... **LOSING STREAK:** None ... **SCORELESS STREAK:** 5.2 inn - 9/19-24/02 ... **WALKLESS STREAK:** 3.0 inn - 9/14-19/02



RICKY LEDEE

(pronounced leh-DAY)

B-T: L-L

HT: 6-1; **WT:** 200

AGE: 29, turns 30 on November 22

BORN: November 22, 1973, Ponce, PR

RESIDES: Salinas, PR

ML SERVICE: 4 years, 23 days

HOW OBTAINED: Signed by Phillies as a free agent, 1/29/02.

Outfielder

33

2002 SEASON: First season in NL ... Hit pinch-sac fly in his 1st plate appearance of season, 4/1 at ATL ... Finished season tied for NL lead with 3 pinch-HR and tied for 3rd with 10 pinch-RBI, despite hitting just .205 as a pinch-hitter ... Hit walk-off, pinch-hit HR, 5/8 vs HOU (Nelson Cruz) ... Was hitting .190 before a career-high 4-hit start in CF, 6/24 at FLA (3 runs, 2 doubles, 2 RBI) ... Following that game, was moved into CF platoon role and hit .260 (.38-146) with a .390 on-base % for remainder of season ... Walked 15 times over an 11-game span, 7/5-22, including a career-high 4 walks, 7/6 vs MTL and in 8 straight, 7/5-16 (10 BB) ... Homered in back-to-back games, 7/14 at NYM and 7/15 at MTL ... Homered in back-to-back PH appearances, 7/31 vs SF (Ryan Jensen) and 8/3 vs LA (Kevin Beirne) ... His 3 pinch-HR were most by a Phillie since Tony Longmire's 3 in 1995 ... Hit 2nd career leadoff HR, 8/30 at NYM (Pedro Astacio); also stole his only base of the season in the game ... Made 35 starts in CF, 5 in LF and 2 in RF ... Played winter ball for Bayamon, PR.

CAREER: 13-year pro ... **1990:** Selected by Yankees in 16th round of June draft, at the age of 16 ... Spent 1st of 3 pro seasons with Gulf Coast Yankees (R) ... **1993:** Played for Oneonta (A) ... Finished tied for 2nd in New York-Penn League in triples (6) and 4th in slugging % (.479) ... Played winter ball for Ponce, PR ... **1994:** First season with Greensboro (A) ... Finished tied for 2nd in South Atlantic League in walks (91), tied for 3rd in extra-base hits (54), tied for 4th in triples (9) and 5th in total bases (228) ... Ranked tied for 2nd among Yankee minor leaguers in triples, 4th in runs (87), 5th in games (134), 6th in HR (22), 8th in hits (121) and 9th in RBI (71) ... SAL All-Star ... Hit 1st career grand slam, 7/20 ... Played winter ball for Ponce, PR ... **1995:** Spent entire season with Greensboro ... On DL, 4/6-5/27 ... SAL Player of the Week, 7/2-8 ... **1996:** Yankees Minor League Player of the Year ... Combined for a .305 avg with 29 HR, 101 RBI in 135 games for Norwich (AA) and Columbus (AAA) ... Went 5-for-6, 4/5 vs Birmingham ... Eastern League Player of the Month for May, .324, 3 HR, 20 RBI

... Leading EL with .365 avg when promoted to Columbus, 5/22 ... Finished 5th in International League in runs (79) and slugging % (.533) and tied for 2nd on team with 21 HR ... Homered in 4 straight games, 7/30-8/1 ... IL Player of the Week, 8/19-25, .400, 3 HR, 7 RBI in 7 games ... Finished tied for 2nd on Columbus club with 21 HR ... **1997**: Began season with Columbus ... On DL with right groin strain, 5/5-16 and 5/22-8/4 ... Had a 7-game rehab stint with GCL Yankees ... Started 18 games in LF and 16 in RF ... Hit grand slam, 5/3 at Norwich ... Played winter ball for San Juan, PR; had 9 HR, 24 RBI and finished 4th in league with .315 avg ... Rated 2nd-best prospect in NYY system by *Baseball America* ... **1998**: Finished 3rd on club with 19 HR for Columbus ... Recalled on 6/11 and singled for 1st ML hit in 1st at-bat (Jaret Wright), 6/14 vs CLE ... Hit 1st ML homer (3-run), 6/15 at BAL (Scott Erickson) ... Optioned back to Columbus, 7/18 ... Re-joined NYY, 9/8 ... Added to post-season roster and hit .400 (6-15) in 7 games ... Hit .600 (6-10) in World Series sweep vs SD (4 games, 3 starts in LF); 3rd-highest average ever for a player participating in all games of the WS and best for any rookie ... Became 1st NYY rookie outfielder to start a game in the WS since Tom Tresh in 1962 ... Had 2-run double off Kevin Brown in 1st-ever WS at-bat ... Rated 6th-best prospect in Yankee organization by *Baseball America* ... **1999**: Opening Day starter for 1st time in career, 4/5 at OAK, CF ... Optioned to Columbus, 5/9, after hitting .200 in 16 games ... On DL, 5/25-6/3 ... Recalled on 6/24 and hit .293 (60-205) in 72 remaining games of the season ... Hit in leadoff spot for 1st time, 7/7 at DET (0-5) ... Had career-high 9-game hit streak, 8/15-29 (.444, 16-36, 2 HR, 11 RBI) ... Hit 1st career grand slam (Brad Radke) and had career-high 5 RBI, 8/20 at MIN ... Hit 1st Yankee Stadium inside-the-park HR by a New York player since 1990, 8/29 vs SEA ... Hit only 2nd pinch-hit grand slam in post-season history during Game 4 of ALCS, 10/17 at BOS (9th inning) ... **2000**: Began season with NYY ... Hit 1st career leadoff HR, 6/5 at MTL (Dustin Hermanson) ... Hit 1st career regular season pinch-HR, 6/25 at CWS ... Hit .179 (7-39) over next 13 games before being traded to CLE, 6/29 ... Played in just 17 games before being traded to TEX, 7/28 ... First HR for TEX was a grand slam, 8/12 vs BOS (Tim Wakefield), tying his career high with 5 RBI ... Had 35 RBI in final 49 games of season ... Was 1 of just 2 players to see action with 3 AL teams in 2000, joining Dave Martinez (TB, TEX, TOR) ... **2001**: Opened season on DL after tearing the tendons behind his left knee in spring training, 3/10 vs BAL ... Had knee surgery, 4/13 ... Made 4 rehab starts for Oklahoma (AA) before being activated, 6/13 ... Started 49 games in RF, 9 in CF and 4 in LF ... Tied career high with 3 hits, 8/2 at NYY ... Drove in 18 runs over 15 games, 7/28-8/11 ... Stole home on front end of a double steal, 9/23 vs ANA ... Had a .979 fielding % in 72 games in the outfield ... Non-tendered by TEX and declared a free agent, 12/20 ... Played winter ball for Bayamon, PR and hit .295, 5 HR, 17 RBI in 26 games ... **MISC**: Is a .295 (13-44) hitter in 16 career post-season games.

PERSONAL: Ricardo Alberto Ledee ... Married Theresa Kokinakos; three children, sons, Ricardo Jr. (1/12/98) and Daniel (10/5/00) and daughter, Teresa Paola (8/15/02) ... 1990 graduate of Colonel Nuestra Sonora de Valvanera High School (PR), where he played baseball, basketball and volleyball ... Played Little League and American Legion baseball ... Appeared in Universal Studios' *For Love of the Game* in 1999, with Kevin Costner and Kelly Preston ... His late father, Antonio, was the lead singer in one of Puerto Rico's top salsa bands before his death in 1985 ... Hobby: Training Paso Fino horses.

RICKY LEDEE'S CAREER RECORD

YEAR	CLUB	AVG	G	AB	R	H	2B	3B	HR	RBI	SH	SF	HP	BB	SO	SB	CS	E
1990	Yankees, GCL	.108	19	37	5	4	2	0	0	1	0	0	0	6	18	2	0	0
1991	Yankees, GCL	.267	47	165	22	44	6	2	0	18	0	1	0	22	40	3	1	6
1992	Yankees, GCL	.229	52	179	25	41	9	2	2	23	0	1	1	24	47	1	4	2
1993	Oneonta	.255	52	192	32	49	7	6	8	20	1	0	2	25	46	7	5	3
1994	Greensboro	.250	134	484	87	121	23	9	22	71	3	6	4	91	126	10	11	5
1995	Greensboro	.269	89	335	65	90	16	6	14	49	0	1	2	51	66	10	4	3
1996	Norwich	.365	39	137	27	50	11	1	8	37	1	5	1	16	25	2	2	1
	Columbus	.282	96	358	79	101	22	6	21	64	0	2	1	44	95	6	3	5
1997	Columbus	.306	43	170	38	52	12	1	10	39	0	0	1	21	49	4	0	2
	Yankees, GCL - a	.333	7	21	3	7	1	0	0	2	0	0	1	2	4	0	0	0
1998	Columbus	.283	96	360	70	102	21	1	19	41	1	5	4	54	108	7	2	4
	NEW YORK (AL)	.241	42	79	13	19	5	2	1	12	0	1	0	7	29	3	1	1
1999	NEW YORK (AL)	.276	88	250	45	69	13	5	9	40	0	2	0	28	73	4	3	9
	Columbus	.252	30	115	18	29	7	1	4	15	1	1	0	17	29	4	2	3
2000	NEW YORK (AL)	.241	62	191	23	46	11	1	7	31	0	2	1	26	39	7	3	2
	CLEVELAND	.222	17	63	13	14	2	1	2	8	0	0	0	8	9	0	0	0
	TEXAS	.235	58	213	23	50	6	3	4	38	0	1	1	25	50	6	3	3
	NYY/CLE/TEX	.236	137	467	59	110	19	5	13	77	0	3	2	59	98	13	6	5
2001	Oklahoma - a	.500	4	16	4	8	1	0	1	3	0	0	0	1	1	0	0	0
	TEXAS	.231	78	242	33	56	21	1	2	36	1	3	3	23	58	3	3	3
2002	PHILLIES	.227	96	203	33	46	13	1	8	23	1	1	1	35	50	1	2	0
	Minors TOTALS	.272	708	2569	475	698	138	35	109	383	7	22	17	374	654	56	34	34
AL	TOTALS	.245	345	1038	150	254	58	13	25	165	1	9	5	117	258	23	13	18
NL	TOTALS	.227	96	203	33	46	13	1	8	23	1	1	1	35	50	1	2	0
ML	TOTALS	.242	441	1241	183	300	71	14	33	188	2	10	6	152	308	24	15	18

a - Rehabilitation Assignment

DIVISION SERIES RECORD

YEAR	CLUB, OPP	AVG	G	AB	R	H	2B	3B	HR	RBI	SH	SF	HP	BB	SO	SB	CS	E
1998	NY Yankees	Did not play																
1999	NY Yankees	.273	3	11	1	3	2	0	0	2	0	0	0	1	5	0	0	0

LEAGUE CHAMPIONSHIP SERIES RECORD

YEAR	CLUB, OPP	AVG	G	AB	R	H	2B	3B	HR	RBI	SH	SF	HP	BB	SO	SB	CS	E
1998	NY Yankees	.000	3	5	0	0	0	0	0	0	0	0	0	0	0	0	0	0
1999	NY Yankees	.250	3	8	2	2	0	0	1	4	0	0	0	1	4	0	1	1
LCS	TOTALS	.154	6	13	2	2	0	0	1	4	0	0	0	1	4	0	1	1

WORLD SERIES RECORD

YEAR	CLUB, OPP	AVG	G	AB	R	H	2B	3B	HR	RBI	SH	SF	HP	BB	SO	SB	CS	E
1998	NY Yankees	.600	4	10	1	6	3	0	0	4	0	1	0	2	1	0	1	0
1999	NY Yankees	.200	3	10	0	2	1	0	0	1	0	0	0	1	4	0	0	0
WS	TOTALS	.400	7	20	1	8	4	0	0	5	0	1	0	3	5	0	1	0

LEDEE'S CAREER TRANSACTIONS

- Selected by New York Yankees in 16th round of June 1990 draft.
- Traded to Cleveland Indians with Zach Day (rhp) and Jake Westbrook (rhp), June 29, 2000, for David Justice (of).
- Traded to Texas Rangers, July 28, 2000, for David Segui (inf).
- On disabled list with left hamstring tear, March 23-June 13, 2001; included rehabilitation assignment to Oklahoma, June 9-13, 2001.
- Signed by Philadelphia as a free agent, January 29, 2002.

LEDEE'S CAREER BATTING BREAKDOWN

2002						Career					
AVG	AB	H	HR	RBI		AVG	AB	H	HR	RBI	
.143	7	1	0	0	Arizona	.143	7	1	0	0	
.227	22	5	0	2	Atlanta	.316	38	12	1	7	
.000	4	0	0	0	Chicago	.000	4	0	0	0	
.100	10	1	0	0	Cincinnati	.095	21	2	0	1	
.000	2	0	0	0	Colorado	.143	14	2	0	0	
.353	34	12	1	5	Florida	.353	34	12	1	5	
.400	5	2	1	2	Houston	.211	19	4	1	3	
.364	11	4	1	3	Los Angeles	.308	13	4	1	3	
.000	5	0	0	0	Milwaukee	.000	5	0	0	0	
.161	31	5	1	4	Montreal	.214	56	12	3	10	
.300	20	6	3	3	New York	.300	30	9	5	7	
-	-	-	-	-	Philadelphia	1.000	1	1	0	1	
.000	2	0	0	0	Pittsburgh	.182	11	2	0	0	
.308	13	4	0	0	St. Louis	.308	13	4	0	0	
.250	12	3	0	0	San Diego	.160	25	4	0	0	
.250	8	2	1	4	San Francisco	.250	12	3	1	4	
-	-	-	-	-	Anaheim	.184	49	9	0	9	
.077	13	1	0	0	Baltimore	.239	88	21	2	12	
-	-	-	-	-	Boston	.214	84	18	2	17	
.000	1	0	0	0	Chicago	.182	66	12	2	9	
-	-	-	-	-	Cleveland	.275	91	25	4	21	
.000	2	0	0	0	Detroit	.258	66	17	0	5	
-	-	-	-	-	Kansas City	.306	72	22	2	12	
.000	1	0	0	0	Minnesota	.299	77	23	2	11	
-	-	-	-	-	New York	.277	47	13	2	9	
-	-	-	-	-	Oakland	.221	77	17	2	10	
-	-	-	-	-	Seattle	.238	42	10	1	12	
-	-	-	-	-	Tampa Bay	.300	50	15	1	5	
-	-	-	-	-	Texas	.222	27	6	0	4	
-	-	-	-	-	Toronto	.196	102	20	0	11	

LEDEE'S CAREER BATTING BREAKDOWN (continued)

2002						Career				
AVG	AB	H	HR	RBI		AVG	AB	H	HR	RBI
.097	31	3	0	3	April	.145	110	16	0	11
.250	20	5	1	3	May	.274	117	32	5	19
.229	35	8	1	3	June	.251	167	42	5	25
.302	43	13	4	9	July	.271	262	71	11	44
.235	51	12	2	4	August	.249	317	79	8	53
.217	23	5	0	1	September	.231	251	58	4	35
-	-	-	-	-	October	.118	17	2	0	1
.168	95	16	4	9	Home	.233	596	139	15	86
.278	108	30	4	14	Road	.250	645	161	18	102
.212	66	14	2	6	Day	.222	387	86	11	51
.234	137	32	6	17	Night	.251	854	214	22	137
.295	95	28	3	11	Grass	.247	1000	247	26	158
.167	108	18	5	12	Turf	.220	241	53	7	30
.210	105	22	3	11	Pre-ASG	.232	500	116	14	71
.245	98	24	5	12	Post-ASG	.248	741	184	19	117
.080	25	2	0	0	vs LHP	.228	189	43	5	29
.247	178	44	8	23	vs RHP	.244	1052	257	28	159
.161	56	9	2	16	RISP	.281	370	104	14	159
.000	8	0	0	0	Bases loaded	.255	51	13	2	33
.205	44	9	3	10	Pinch-hitting	.229	70	16	4	19
-	-	-	-	-	DH	.074	27	2	0	1

LEDEE'S CAREER STATS BY BALLPARK

	AVG	AB	H	HR	RBI		AVG	AB	H	HR	RBI
Bank One Ballpark	.000	1	0	0	0	Miller Park	.000	5	0	0	0
Turner Field	.375	16	6	1	5	Olympic Stadium	.308	26	8	2	7
Wrigley Field	.000	1	0	0	0	Shea Stadium	.417	12	5	4	6
Cinergy Field	.133	15	2	0	1	Veterans Stadium	.168	95	16	4	9
Coors Field	.000	1	0	0	0	PNC Park	.000	2	0	0	0
Pro Player Stadium	.423	26	11	1	5	Busch Stadium	.375	8	3	0	0
Minute Maid Park	.200	10	2	0	1	Qualcomm Stadium	.174	23	4	0	0
Dodger Stadium	.375	8	3	0	2	Pacific Bell Park	.500	2	1	0	1
Edison Field	.231	26	6	0	7	Metrodome	.293	41	12	1	8
Camden Yards	.225	40	9	1	6	Yankee Stadium	.267	273	73	8	41
Fenway Park	.190	42	8	0	7	N. A. Coliseum	.225	40	9	1	4
US Cellular Field	.211	38	8	2	8	SAFECO Field	.143	21	3	0	4
Jacobs Field	.268	97	26	5	15	Tropicana Field	.333	21	7	0	1
Tiger Stadium	.263	19	5	0	1	Ballpark in Arlington	.227	225	51	3	41
Comerica Park	.200	30	6	0	2	SkyDome	.191	47	9	0	4
Kauffman Stadium	.233	30	7	0	2						

LEDEE'S CAREER FIELDING

POSITION	PCT	G	PO	A	E	TC	DP
Outfield	.975	365	685	10	18	713	0

LEDEE'S GAME HIGHS

HITS: 4 - 6/24/02 at FLA ... **RUNS:** 3 - 8/23/99 at TEX; 5/27/00 vs BOS; 6/24/02 at FLA ... **DOUBLES:** 2 - 7 times, last: 9/28/02 at FLA ... **TRIPLES:** 1 ... **HOME RUNS:** 1 ... **RBI:** 5 - 8/20/99 at MIN; 8/12/00 vs BOS ... **WALKS:** 4 - 7/6/02 vs MTL ... **STOLEN BASES:** 2 - 8/27/00 vs TOR ... **HITTING STREAK:** 9 games - 8/15-29/99 ... **GRAND SLAMS:** 1 - 8/20/99 at MIN (Brad Radke); 8/12/00 vs BOS (Tim Wakefield) ... **PINCH-HR:** 4 times, last: 8/3/02 vs LA ... **INSIDE-THE-PARK HR:** 8/29/99 vs SEA.



MIKE LIEBERTHAL

B-T: R-R
HT: 6-0; **WT:** 195
AGE: 31
BORN: January 18, 1972, Glendale, CA
RESIDES: Westlake Village, CA
ML SERVICE: 8 years, 5 days

HOW OBTAINED: Phillies 1st round pick (3rd overall) in June 1990 draft.
CONTRACT STATUS: Signed a three-year contract extension, 8/19/02, taking him through 2005 with a club option for 2006.

Catcher

24

2002 SEASON: Phillies Opening Day catcher for 6th straight season ... Opening Day, 4/1 at ATL, was his 1st game since injuring his right knee, 5/12/01 at ARI ... His .346 average vs LHP ranked 6th in the NL ... Finished 2nd among NL catchers in doubles (29) and 4th in HR (15) and RBI (52) ... Was HBP 14 times, 5th-most in NL, including twice, 4/16 at FLA ... Had a season-high 9-game hit streak, 5/21-6/4 (.333, 11-33) ... HR on 5/31 vs MTL was his 1st Vet HR since 6/19/00 vs ATL ... From 6/19-8/29, hit .347 (70-202), 11 HR, 31 RBI ... Hit 2 HR, 8/3 vs LA, 6th career 2-HR game ... Slugged a career-high 3 HR, 8/10 at LA; 16th Phillie in history to accomplish the feat and 1st since Bobby Estellella, 9/4/97 at MTL ... Had a season-high 4 RBI three times, 6/24 at FLA, 8/3 vs LA and 8/10 at LA ... Ranked 7th among NL catchers with a .993 fielding %, but 3rd in starts (126), putouts (840) and total chances (902) ... Threw out 35% of runners attempting to steal (28-79) ... Needs one more HR for career #100 ... Named *The Sporting News* Comeback Player of the Year and the Players Choice Co-Comeback Player of the Year (with John Smoltz).

CAREER: 13-year pro ... **1990:** Phillies 1st pick (3rd overall) in June draft ... **1991:** Hit a pro-high .305 at Spartanburg (A) ... South Atlantic League All-Star ... Earned a promotion to Clearwater (A) ... **1992:** Winner of Paul Owens Award for best player in the Phillies minor league system ... Eastern League Player of the Week, 6/8-14 ... Phillies Minor League Player of the Month for June, .348 in 29 games ... EL All-Star ... Threw out 35% (31-89) of base stealers at Reading (AA) ... Promoted to Scranton (AAA), 7/28 ... On DL, 8/31-9/17, with a separated left shoulder ... 4th-best hitter in the Phillies minor league system ... *Baseball America's* best defensive catcher, 9th-best prospect in the EL and 2nd-best Phillies prospect ... Played for Chandler in Arizona Fall League ... **1993:** Named Phillies' 2nd-best prospect by *Baseball America* ... Ranked 2nd in the International League with a 13.03 plate app per strikeout ratio and 3rd among IL catchers with a .262 average ... Threw out 47% (40-86) of base stealers ... Had an 11-game hit streak, 8/13-27 ... **1994:** Named Phillies' 8th-best prospect by *Baseball America* ... Began season at Scranton (AAA) ... Missed 7 games, 4/24-30, with wrist injury suffered while lifting weights ... Hit in 9 straight, 5/20-28, .529 (18-34) ... Hit .260 in 65 games before 6/29 recall after Darren Daulton fractured his right clavicle ... Got 1st ML hit in 1st ML game and start, 6/30 at LA (single off Pedro Astacio) ... Hit .412 (7-17) in first 5 starts and .353 (12-34) in 1st 10 ML games ... Hit 1st ML home run, 7/16 vs LA (Ramon Martinez) ... Optioned back to Scranton, 8/12 ... Threw out 27% (24-89) of IL base stealers ... **1995:** Named Phillies' 7th-best prospect by *Baseball America* ... Began season with Phillies; appeared in 1 game, 5/11 vs MTL (PH) ... Optioned to Scranton, 5/15 ... Struck out just 26 times in 278 AB ... Had 5 RBI, 7/5 vs Rochester; 4 RBI, 8/12 vs Pawtucket ... Recalled by Phillies, 8/26, to replace injured Darren Daulton ... Made 13 starts ... Hit in 7 straight, 9/9-24, .462 (12-26) ... Missed 4 games, 9/20-23, with a contusion on the left forearm, suffered 9/19 vs FLA ... **1996:** First full season in majors ... Made 41 starts at catcher ... Threw out 36% (12-21) of base stealers ... Caught cleat in AstroTurf chasing a pop fly, 6/26 at CIN - MRI on left knee, 6/29, revealed a bruise and inflammation ... Extended medial meniscus tear in left knee on 8/18 vs SF ... Placed on DL, 8/23 (retro to 8/19) through remainder of season ... Had surgery by Dr. Ralph Gambardella to repair torn medial meniscus in left knee, 8/30 in LA ... Played winter ball for Arcibolo, PR ... **1997:** First season as Phillies' regular catcher; played in more games (134) than in any previous pro season ... Had 1st career 2-HR game, 4/4 at SD ... Missed 4 games after suffering a mild sprain of his right thumb, 5/20 at CHI ... Led NL in hitting for July, .400 (32-80) with 10 doubles, 4 HR, 17 RBI and a .675 slugging % ... Had season-high 4 RBI, 3 times; 7/15 at ATL, 8/12 vs SF and 8/25 (1) vs SD ... Had career-high 4 hits with 3 runs, 8/13 at COL ... Hit 1st career grand slam, 8/18 vs SF (Terry Mulholland) ... Had season-best 8-game hit streak, 8/23-9/1 ... Hit 20th HR, 9/16 vs NYM ... Hit .354 (28-79) with runners in scoring position after 6/5; hit .085 (4-47) prior to 6/5 ... Threw out 34% (34-101) of base stealers ... **1998:** Bothered by a sore right elbow in spring training ... An MRI on 3/16 was clear ... Tied career-high 4 RBI, 4/26 vs STL ... Missed 2 games with a sore right elbow, 5/3-4 ... Tied career-high 4 hits, 6/8 vs BAL and 7/19 at NYM ... Hit 1st career pinch-home run, 6/16 vs PIT - the 3-run HR capped a 7-run 9th inning in come-from-behind 8-7 win ... Missed 3 games with an infected index finger on his right hand, 6/26-28 ... Tied club high with 3 extra-base hits, 7/16 at NYM (2 doubles, triple) ... Threw out 34% (17-50) of base stealers ... On DL, 7/24-9/1, with a stress reaction to the pelvic area; did not play the remainder of season ... **1999:** Had a career season, reaching highs in nearly every category ... Hit .300, average did not dip under that mark until mid-August ... His 31 HR set a club record for catchers, surpassing Darren Daulton's 27 in 1992 (Stan Lopata had 32 in 1956, but only 26 as catcher) ... Hit 21 HR on the road, tied for 4th-highest in Phils history ... Became just 6th catcher in ML history to have a .300 average and 30 HR; 1st Phillie since Mike Schmidt (.316, 31 HR) in 1981; last Phillie to do it in full season was Greg Luzinski (.309, 39 HR) in 1977 ... Had a career-high 10-game hit streak, 5/2-14, .436 (19-41), 14 R, 5 HR, 9 RBI ... Tied for team lead with 7-game run scored streak, 5/4-12 ... NL Co-Player of the Week with Dante Bichette, 5/17-23, .400 (8-20), 3 HR, 12 RBI ... Had 1st 2-HR game of season, 5/8 at COL ... Hit 2nd career grand slam, 5/19 at MTL (Dustin Hermanson); had 2 HR in the game and career-high 6 RBI ... Had club-leading, career-high 4 extra-base hits (2 doubles, 2 HR), 6/6 at BAL; had 7 consecutive extra-base hits, 6/5-11 (4 2B, 3 HR) ... Tied his career-high 4 hits, 3 times: 5/5 vs SD, 6/6 at BAL, 7/17 at BOS ... Selected to 1st All-Star team; grounded into DP in lone at-bat ... Missed 4 games, 7/21-24, after hyperextending his right elbow ... Earned 1st career Gold Glove, only Phils catcher other than Bob Boone (1978, '79) to win award ... Ranked 1st among all NL catchers with a .997 fielding %, 143 games and 62 assists; 2nd in putouts (881) and total chances (946) ... Fielding % set club record for catchers, passing .994 mark set by Spud Davis (1931) and Ozzie Virgil (1985) ... Had 100-game errorless streak, 5/1-9/6, longest by catcher in ML ... Threw out 32% (31-98) of base stealers ... Finished 2nd (to Mike Piazza) among all NL catchers in HR and RBI (96) ... **2000:** Stole a base, 4/12 vs NYM, 1st SB since

6/15/98 vs PIT ... Matched career high with 4 hits, 5/7 at ATL ... Hit 2 HR, 6/3 vs BOS (5th time); also tied team high with 5 RBI ... Hit his 39th career HR at the Vet, 6/19 vs ATL, to rank 7th on Phillies all-time list ... Matched career-best 10-game hit streak, 6/13-25, .361 (13-36), 3 HR, 10 RBI ... Broke 2-2 tie with 3-run GW HR in 8th inn of 5-2 win, 6/19 vs ATL ... Scored career-high 4 runs, 6/23 at MTL ... Selected to 2nd straight NL All-Star team (1-2, run) ... On DL, 7/18-8/3, with a sprained left ankle, suffered in a home plate collision with Bernie Williams, 7/17 at NYY ... Hit by pitch on chin, 9/5 at SF; required 4 stitches ... Threw out 18 of last 37 runners (49%) attempting to steal and 39% for season (29-74) ... Shut down on 9/6 and placed on DL, 9/11, with a bone spur in his right elbow ... Had arthroscopic surgery to remove the spur, 9/13 in LA by Dr. Lewis Yocum ... **2001:** Began season as Phils' everyday catcher, but season was cut short due to injury ... Went 3-for-4, 2 doubles, 3 runs, 5/3 vs COL ... Tore ACL, MCL and lateral meniscus in his right knee diving back to 1st base on a pickoff attempt by LHP Brian Anderson, 5/12 at ARI ... Placed on 15-day DL, 5/13 ... Transferred to 60-day DL, 5/26 ... Had season-ending knee surgery, 6/20, by Dr. Michael Ciccotti ... Threw out 36% of potential base stealers (5-14) ... **MISC:** Has thrown out 34% of runners attempting to steal in his career (169-497).

PERSONAL: Michael Scott Lieberthal ... Single ... 1990 graduate of Westlake High School (CA) ... Played Little League, Pony League, Babe Ruth, Connie Mack and American Legion baseball ... Since 1998 has supported a program called "Lieber's VIPs," in which he purchases 20 tickets for each home game for children with cancer and their families; in addition, treats children to a Halloween Party following season ... Served as 2000 Chairman of C.A.D.E.'s (Corporate Alliance for Drug Education) fundraising drive ... Since 2001 has co-hosted a January celebrity billiards tournament, with Doug Glanville and Randy Wolf, to raise money for the Philadelphia Futures mentor program ... In August 2002, took part in a national online chat with young cancer patients from their hospital beds at Children's Hospitals throughout the country ... Hobbies: Fishing, golf.

MIKE LIEBERTHAL'S CAREER RECORD

YEAR	CLUB	AVG	G	AB	R	H	2B	3B	HR	RBI	SH	SF	HP	BB	SO	SB	CS	E
1990	Martinsville	.228	49	184	26	42	9	0	4	22	0	0	2	11	40	2	0	5
1991	Spartanburg	.305	72	243	34	74	17	0	0	31	0	3	5	23	25	1	3	10
	Clearwater	.288	16	52	7	15	2	0	0	7	1	1	1	3	12	0	0	1
1992	Reading	.286	86	309	30	88	16	1	2	37	1	4	10	19	26	4	1	7
	Scranton	.200	16	45	4	9	1	0	0	4	1	1	1	2	5	0	0	1
1993	Scranton	.262	112	382	35	100	17	0	7	40	1	4	6	24	32	2	0	11
1994	Scranton	.233	84	296	23	69	16	0	1	32	0	3	2	21	29	1	1	9
	PHILLIES	.266	24	79	6	21	3	1	1	5	1	0	1	3	5	0	0	4
1995	Scranton	.281	85	278	44	78	20	2	6	42	2	7	9	44	26	1	4	4
	PHILLIES	.255	16	47	1	12	2	0	0	4	2	0	0	5	5	0	0	1
1996	PHILLIES	.253	50	166	21	42	8	0	7	23	0	4	2	10	30	0	0	3
1997	PHILLIES	.246	134	455	59	112	27	1	20	77	0	7	4	44	76	3	4	12
1998	PHILLIES	.256	86	313	39	80	15	3	8	45	0	5	7	17	44	2	1	8
1999	PHILLIES	.300	145	510	84	153	33	1	31	96	1	8	11	44	86	0	0	3
2000	PHILLIES	.278	108	389	55	108	30	0	15	71	0	3	6	40	53	2	0	5
2001	PHILLIES	.231	34	121	21	28	8	0	2	11	0	0	3	12	21	0	0	2
2002	PHILLIES	.279	130	476	46	133	29	2	15	52	0	2	14	38	58	0	1	6
Minors	TOTALS	.266	520	1789	203	475	98	3	20	215	6	23	36	147	195	11	9	48
ML	TOTALS	.270	727	2556	332	689	155	8	99	384	4	29	48	213	378	7	6	44

ALL-STAR GAME RECORD

YEAR	CLUB, SITE	AVG	G	AB	R	H	2B	3B	HR	RBI	SH	SF	HP	BB	SO	SB	CS	E
1999	NL, BOS	.000	1	1	0	0	0	0	0	0	0	0	0	0	0	0	0	0
2000	NL, ATL	.500	1	2	1	1	0	0	0	0	0	0	0	0	0	0	0	0
ASG	TOTALS	.333	2	3	1	1	0	0	0	0	0	0	0	0	0	0	0	0

LIEBERTHAL'S CAREER TRANSACTIONS

- Selected by Philadelphia in 1st round (3rd overall pick) of June 1990 draft.
- On disabled list with torn medial meniscus of left knee, August 19, 1996 through remainder of season.
- On disabled list with a stress reaction to the pelvic area, July 24-September 1, 1998.
- On disabled list with a sprained left ankle, July 18-August 3, 2000.
- On disabled list with a bone spur in his right elbow, September 11, 2000 through remainder of season.
- On disabled list with a torn ACL, MCL and lateral meniscus, May 13, 2001 through remainder of season.

LIEBERTHAL'S CAREER BATTING BREAKDOWN

2002						Career				
AVG	AB	H	HR	RBI		AVG	AB	H	HR	RBI
.167	18	3	0	0	Arizona	.152	92	14	0	3
.339	59	20	1	7	Atlanta	.295	244	72	7	34
.286	14	4	0	3	Chicago	.358	137	49	6	27
.333	12	4	0	3	Cincinnati	.229	140	32	4	17
.316	19	6	0	0	Colorado	.283	138	39	6	16
.259	54	14	2	8	Florida	.277	202	56	8	28
.143	21	3	1	2	Houston	.167	144	24	3	17
.480	25	12	5	8	Los Angeles	.299	154	46	11	18
.167	24	4	1	4	Milwaukee	.217	83	18	2	12
.250	60	15	1	2	Montreal	.251	207	52	8	24
.259	54	14	0	9	New York	.297	192	57	6	42
.231	13	3	1	2	Pittsburgh	.222	117	26	4	20
.467	15	7	2	2	St. Louis	.247	150	37	9	30
.167	18	3	0	0	San Diego	.348	155	54	7	25
.368	19	7	0	0	San Francisco	.252	151	38	7	22
.353	17	6	0	0	Baltimore	.400	80	32	5	21
-	-	-	-	-	Boston	.347	49	17	3	12
.417	12	5	0	1	Chicago	.417	12	5	0	1
.091	11	1	0	0	Cleveland	.091	11	1	0	0
.143	7	1	0	0	Detroit	.222	18	4	0	1
.250	4	1	1	1	Minnesota	.250	4	1	1	1
-	-	-	-	-	New York	.192	26	5	2	7
-	-	-	-	-	Tampa Bay	.188	16	3	0	1
-	-	-	-	-	Toronto	.206	34	7	0	5
-	-	-	-	-	March	.167	6	1	0	0
.279	86	24	2	13	April	.248	499	124	17	78
.227	75	17	2	5	May	.264	504	133	21	60
.284	74	21	2	6	June	.290	427	124	23	78
.317	82	26	1	11	July	.315	428	135	13	71
.319	94	30	8	14	August	.252	397	100	20	66
.231	65	15	0	3	September	.245	286	70	5	30
-	-	-	-	-	October	.222	9	2	0	1
.280	214	60	7	27	Home	.258	1231	317	46	194
.279	262	73	8	25	Road	.281	1325	372	53	190
.274	124	34	4	14	Day	.285	719	205	31	121
.281	352	99	11	38	Night	.263	1837	484	68	263
.280	232	65	8	25	Grass	.292	1049	306	44	151
.279	244	68	7	27	Turf	.254	1507	383	55	233
.262	256	67	6	26	Pre-ASG	.271	1575	427	66	246
.300	220	66	9	26	Post-ASG	.267	981	262	33	138
.346	107	37	6	12	vs LHP	.324	561	182	28	105
.260	369	96	9	40	vs RHP	.254	1995	507	71	279
.200	130	26	4	38	RISP	.256	720	184	31	291
.095	21	2	0	7	Bases loaded	.193	83	16	2	58
.000	3	0	0	0	Pinch-hitting	.128	39	5	1	7
-	-	-	-	-	DH	.250	4	1	0	0

LIEBERTHAL'S CAREER STATS BY BALLPARK

	AVG	AB	H	HR	RBI		AVG	AB	H	HR	RBI
Bank One Ballpark	.212	52	11	0	1	Miller Park	.154	13	2	0	2
Atl.-Fulton Co. Stadium	.214	14	3	0	0	Olympic Stadium	.297	118	35	6	19
Turner Field	.355	121	43	3	15	Shea Stadium	.292	106	31	1	21
Wrigley Field	.333	69	23	2	11	Veterans Stadium	.258	1231	317	46	194
Cinergy Field	.182	66	12	2	6	Three Rivers Stadium	.175	40	7	1	5
Coors Field	.333	66	22	5	13	PNC Park	.143	7	1	1	2
Pro Player Stadium	.294	102	30	6	15	Busch Stadium	.262	61	16	4	14
Astrodome	.167	30	5	0	6	Qualcomm Stadium	.315	73	23	3	10
Minute Maid Park	.167	42	7	2	4	3Com Park	.244	45	11	3	8
Dodger Stadium	.320	97	31	6	8	Pacific Bell Park	.160	25	4	0	0
County Stadium	.256	39	10	1	6						
Camden Yards	.475	40	19	5	12	Comerica Park	.143	7	1	0	0
Fenway Park	.355	31	11	0	3	Yankee Stadium	.250	12	3	2	5
Jacobs Field	.091	11	1	0	0	Tropicana Field	.222	9	2	0	1
Tiger Stadium	.273	11	3	0	1	SkyDome	.278	18	5	0	2

LIEBERTHAL'S CAREER FIELDING

POSITION	PCT	G	PO	A	E	TC	DP	PB
Catcher	.991	702	4730	315	44	5089	45	46

LIEBERTHAL'S GAME HIGHS

HITS: 4 - 8 times, last: 8/10/02 at LA ... **RUNS:** 4 - 6/23/00 at MTL ... **DOUBLES:** 2 - 13 times, last: 7/28/02 at ATL ... **HOME RUNS:** 3 - 8/10/02 at LA ... 2 - 6 times, last: 8/3/02 vs LA (12 inn) ... **RBI:** 6 - 5/19/99 at MTL ... 5 - 6/3/00 vs BOS ... **WALKS:** 3 - 9/3/97 vs NYY ... **HITTING STREAK:** 10 games - 5/2-14/99; 6/13-25/00 ... **GRAND SLAMS:** 1 - 8/18/97 vs SF (Terry Mulholland); 5/19/99 at MTL (Dustin Hermanson) ... **PINCH-HR:** 6/16/98 vs PIT.



ANDERSON MACHADO

B-T: S-R

HT: 5-11; **WT:** 165

AGE: 22

BORN: January 25, 1981, Caracas, VZ

RESIDES: Caracas, VZ

HOW OBTAINED: Signed by Phillies as an amateur free agent, 1/14/98.

Shortstop

65

2002 SEASON: Spent entire season with Reading (AA) ... Reached professional highs in every offensive category except triples ... Had 12 HR in 450 at-bats, previously had 10 HR in 1,221 career minor league at-bats ... Led team in RBI (77) and SB (40) ... His 40 steals ranked 4th in Eastern League and were the most for Reading since Essix Burton stole 40 in 1996 ... Ranked 5th in EL in stolen base % (40-51, 78.4%) ... Finished 4th among EL shortstops with a .954 fielding %; 1st in total chances (614), assists (391) and double plays (79) and 3rd in putouts (195) ... Laid down a club-record 18 sacrifice bunts ... Scored a run in a team-best 7 straight games, 4/26-5/3 (9 runs) ... Had 3 infield singles in 1 game, 5/16 vs New Britain ... On DL, 5/22-6/1, with a lacerated right index finger ... Hit grand slams in back-to-back games, 8/13-14 vs Altoona ... Had 19 RBI over a 5-game span, 8/11-15 ... EL Player of the Week, 8/12-18 (.357, 10-28, 5 2B, 3 HR, 20 RBI) ... Was the best hitter on the team with the bases loaded, .571 (8-14), 2 HR, 25 RBI and with RISP, .333 (39-117), 6 HR, 66 RBI ... Rated 7th-best prospect in Phillies minor league system by *Baseball America* ... Played winter ball for Zulia in Venezuela.

CAREER: Five-year pro ... **1998:** Signed by Phillies as an amateur free agent, 1/14 ... Began pro career in the Dominican Summer League at age 17 ... **1999:** Began season with Gulf Coast League Phillies (R) ... Hit .350 through first 20 games ... Finished tied for 1st in GCL in sacrifice hits (7) ... Promoted to Clearwater (A), 7/9, where he appeared in just one game before returning to GCL Phillies, 7/12 ... Promoted to Piedmont (A), 8/14, where he played all 20 games at shortstop ... Played in Florida Instructional League ... **2000:** Began season in Clearwater ... Led team in games (117), walks (54) and stolen bases (32) ... Went 4-for-4, 2 R, 2 2B, HR, 4 RBI, 1 SB, 4/18 at Vero Beach ... Stole 4 bases, 8/16 vs Sarasota ... Hit .372 (16-43) during 11-game hit streak, 8/17-29 ... Florida State League post-season All-Star ... Promoted to Reading, 9/2 ... Played winter ball for Zulia, VZ ... Rated Phillies' 6th-best prospect by *Baseball America* ... **2001:** Began season with Clearwater (A) ... Finished 2nd in FSL in triples (8) ... Had season-high 4 hits, 4/16 vs Daytona ... Stole season-high 3 bases, 4/23 vs Charlotte ... Phillies Minor League Player of the Week, 5/14-20 (.370, 6 R, 1 2B, 1 3B, 2 HR, 5 RBI) ... Named to FSL in-season All-Star team ... Was leading FSL shortstops in fielding % (.962), when promoted to Reading, 7/22 ... Rated 11th-best prospect in FSL by BA ... Played winter ball for Zulia, VZ.

PERSONAL: Anderson Javier Machado ... Single ... 1997 graduate of Liceo De Aplicacion High School, where he played baseball and basketball ... Older brother, Albenis, is an infielder in the Expos farm system.

ANDERSON MACHADO'S CAREER RECORD

YEAR	CLUB	AVG	G	AB	R	H	2B	3B	HR	RBI	SH	SF	HP	BB	SO	SB	CS	E
1998	Phillies, DSL	.201	68	215	26	44	7	0	0	17	2	1	6	30	44	4	6	-
1999	Phillies, GCL	.259	43	143	26	37	6	3	2	12	#7	1	2	15	38	6	3	8
	Clearwater	.000	1	2	0	0	0	0	0	0	0	0	0	0	1	0	0	0
	Piedmont	.233	20	60	7	14	4	2	0	7	1	0	1	7	20	2	1	5
2000	Clearwater	.245	117	417	55	102	19	7	1	35	5	2	0	54	103	32	18	43
	Reading	.364	3	11	2	4	1	0	1	2	0	0	0	0	4	0	0	1
2001	Clearwater	.261	82	272	49	71	5	8	5	36	10	3	4	31	66	23	9	16
	Reading	.149	31	101	13	15	2	0	1	8	3	1	0	12	25	5	2	9
2002	Reading	.251	126	450	71	113	24	3	12	77	18	5	2	72	118	40	11	28
Minors	TOTALS	.239	491	1671	249	400	68	23	22	194	46	13	15	221	419	112	50	110

#Tied for League Lead

MACHADO'S CAREER TRANSACTIONS

- Signed by Phillies as an amateur free agent, January 14, 1998.



RYAN MADSON

B-T: L-R

HT: 6-6; **WT:** 180

AGE: 22, turns 23 on August 28

BORN: August 28, 1980, Long Beach, CA

RESIDES: Moreno Valley, CA

HOW OBTAINED: Phillies 9th round pick in June 1998 draft.

Right-Handed Pitcher

63

2002 SEASON: Spent entire season with Reading (AA) ... Won annual Paul Owens Award as the best pitcher in the Phillies minor league system and was the Eastern League's Pitcher of the Year ... Had an EL-leading 16 wins, finished 2nd in strikeouts (132) and 3rd in ERA (3.20) and innings (171.1) ... Became 1st Reading pitcher to lead the league in wins since Bob Scanlan had 15 in 1987; it was also most by a Reading pitcher since Mark Davis' 19 wins in 1980 ... Became 1st pitcher in Phillies minor league system to win 16 games since Rich Hunter won 19 in 1995 ... Reading's Opening Day starter ... EL Pitcher of the Week, 5/13-19 (2-0, 0.00 ERA, 14.0 IP, 13 SO, 3 BB) ... Took a no-hitter into the 8th inning, 6/22 at Bowie, but settled for a CG 2-hitter (1 of 5 two-hitters thrown in the EL) ... Won 5 straight starts, 5/14-6/3 (33.1 IP, 33 SO) ... Phillies Minor League Pitcher of the Month for May (4-1, 3.18 ERA, 39.2 IP, 40 SO) ... Earned 10th win of the season 7/3 vs Erie; 1st Reading pitcher with 10 wins before the All-Star break since Robert Dodd in 1999 ... Named starting pitcher for the National League in the double-A All-Star Game (1.0 IP, R, ER, SO) ... EL post-season All-Star ... Pitched at least 5.0 innings in 25 of 26 starts ... Went 10-1 in 13 road starts ... Held opponents to a .242 average; righties: .232 ... Hit .250 (4-16) with 2 2B, 1 RBI ... In 32 starts since 8/1/01 has gone 19-6 with a 3.09 ERA (70 ER, 203.2 IP), 65 BB and 160 SO ... Rated 6th-best prospect in Phillies minor league system and 14th-best in EL by *Baseball America*.

CAREER: Five-year pro ... **1998:** Selected by Phillies in 9th round of June draft ... Made pro debut at Martinsville (R) ... Pitched in Florida Instructional League ... **1999:** Pitched at Batavia (A) ... Led all Phillies short-season minor leaguers in innings (87.2) and strikeouts (75) ... Rated Phillies' 10th-best prospect by *Baseball America* ... Pitched in FIL ... **2000:** Began season in extended spring training ... Promoted to Piedmont (A), 5/8 ... Tied for 1st in South Atlantic League in wins (14) and 3rd in ERA (2.59) ... Had best ERA among all Phillies minor leaguers ... Twice named Phillies Minor League Pitcher of the Week, 5/15-21 and 7/24-30 ... Phillies Minor League Pitcher of the Month for August (5-0, 1.14 ERA) ... Had two 6-game win streaks, 6/8-7/14 (48.0 IP, 12 ER) and 7/30-8/26 (38.2 IP, 6 ER) ... Pitched at least 6.0 innings in 15 of 21 starts ... Rated Phillies' 4th-best prospect by *Baseball America* ... **2001:** Spent season with Clearwater (A) ... Pitched an 8.0-inning complete game, 6/4 vs Jupiter (1 ER) ... On DL 6/23-7/27 with a right intercostal strain ... Finished August with a 0.98 ERA (27.2 IP, 3 ER) ... Held left-handers to .227 avg ... Rated Phillies' 13th-best prospect by *Baseball America* ... Pitched in FIL.

PERSONAL: Ryan Michael Madson ... Married Sarah Crandal (11/9/02) ... 1998 graduate of Valley View High School (Moreno County) with a 3.5 GPA ... Played Pony League ball ... Uncle, Steve Barr, was in Boston Red Sox and Texas Rangers systems from 1969-1975.

RYAN MADSON'S CAREER RECORD

YEAR	CLUB	W-L	ERA	G	GS	CG	SHO	SV	IP	H	R	ER	HR	HB	BB	SO	WP	BK
1998	Martinsville	3-3	4.83	12	10	0	0	0	54.0	57	38	29	5	2	20	52	9	1
1999	Batavia	5-5	4.72	15	15	0	0	0	87.2	80	51	46	5	10	43	75	10	0
2000	Piedmont	#14-5	2.59	21	21	2	1	0	135.2	113	50	39	5	13	45	123	5	1
2001	Clearwater	9-9	3.90	22	21	1	0	0	117.2	137	68	51	4	5	49	101	5	1
2002	Reading	*16-4	3.20	26	26	2	0	0	171.1	150	68	61	11	12	53	132	5	0
Minors	TOTALS	47-26	3.59	96	93	5	1	0	566.1	537	275	226	30	42	210	483	34	3

* League Leader # Tied for League Lead

MADSON'S CAREER TRANSACTIONS

Selected by Philadelphia in 9th round of June 1998 draft.



HECTOR MERCADO

B-T: L-L
HT: 6-3; **WT:** 235
AGE: 28, turns 29 on April 29
BORN: April 29, 1974, Catano, PR
RESIDES: Dorado, PR

ML SERVICE: 2 years, 135 days
HOW OBTAINED: Acquired from Cincinnati Reds as the player to be named later, 3/30/02, for Reggie Taylor.

Left-Handed Pitcher

54

2002 SEASON: Acquired by Phillies on final day of spring training, 3/30, from CIN ... Spent season shuttling between Philadelphia and Scranton (AAA) ... Began season with Phils ... Appeared in 4 games before being optioned to Scranton, 4/13 (OF Jason Michaels recalled) ... Allowed runs in just 1 of 9 appearances for Scranton ... Recalled on 5/4 (RHP Robert Person on DL) and earned his 1st win of season that night with 1.0 scoreless inning vs COL (2 pitches) ... Made 8 more appearances before being optioned back to Scranton, 6/14 (RHP Carlos Silva activated) ... Did not allow any runs in 7.2 IP with Scranton ... Recalled again on 7/3 (RHP Doug Nickle optioned) ... Pitched 8.0 scoreless innings over 8 games, but was optioned back to Scranton after the Scott Rolen trade for RHP Mike Timlin and 3B Placido Polanco, 7/29 ... Allowed just 3 ER in 16.1 IP with Scranton and was recalled for final time, 9/1 ... Despite his ups and downs, managed a career-best 17.2 inning scoreless streak, 6/2-9/9 (15 games) ... Made 1st career ML start, 9/9 vs NYM, and pitched 4.0 scoreless innings (1 H, 1 BB, 4 SO) ... Scoreless inning streak was snapped in 1st inning of his 2nd start, 9/13 vs PIT (4.0 IP, 4 H, 3 R, 3 ER, 1 BB, 5 SO) ... Set career highs with 4.2 IP and 6 SO in his 3rd and final start of season, 9/21 (t) at CIN ... Had a no-decision in all 3 starts ... Finished season with 3 relief appearances, including last day of season ... Held left-handers to a .125 avg (4-32) in the majors; .163 avg (7-43) in the minors ... Averaged 9.2 SO/9.0 IP in the majors; 11.6 SO/9.0 IP in the minors ... Played winter ball for Ponce, PR.

CAREER: 11-year pro ... **1992:** Selected by HOU in 13th round of June draft ... Began career with Gulf Coast Astros (R) ... **1993:** Split season between GCL Astros and Osceola (A) ... Combined to go 6-5, 2.74 ERA with 1 SHO in 13 starts ... **1994:** Made a pro-high 25 starts for Osceola ... **1995:** Split season between Jackson (AA) and Kissimmee (A) ... **1996:** Pitched exclusively in relief for 1st time in career ... Selected by FLA in Rule 5 Draft, 12/9 ... **1997:** Spent majority of season with Portland (AA) ... Made 1 start for Charlotte (AAA) ... Chosen by PHI in Rule 5 Draft, 12/15, and then traded to NYM for Mike Welch (lhp) ... **1998:** Underwent arthroscopic surgery on left elbow, 3/21, missing entire season ... **1999:** Spent majority of season on DL while recuperating from left elbow surgery ... Appeared in only 2 games (starts) for Norfolk (AAA) ... Signed by CIN, 12/16 ... **2000:** Began season with CIN ... Made ML debut, 4/4 vs MIL and allowed solo HR to Jeromy Burnitz ... Struck out 5 batters in 3.0 IP, 4/7 vs CHI (2nd ML appearance) ... Optioned to Louisville, 4/19, where he spent remainder of minor league season ... Held International League left-handed batters to .181 avg ... Recalled on 9/1 ... Stranded 6 of 7 (86%) inherited base runners for CIN ... Pitched for Ponce, PR in winter ball ... Had arthroscopic surgery on 12/19 to repair torn cartilage in right knee (Dr. Timothy Kremchek) ... **2001:** Began season with Louisville (AAA) and appeared in 3 games before being recalled on 4/10 ... Earned 1st ML win, 4/27 at COL, throwing 3.2 IP ... Optioned to Louisville, 5/15 ... Recalled on 5/26 ... Did not allow an ER in first 13 appearances following recall ... Posted a 1.00 ERA in 12 games from 7/3-8/3 (9.0 IP, 1 ER) ... Optioned back to Louisville, 8/13, but returned to CIN on 8/31 for remainder of season ... Shut out opponents in 40 of 56 appearances ... Struck out 13 batters in 13.1 minor league innings ... Allowed runs in just 1 of his 12 minor league games.

PERSONAL: Hector Luis Mercado ... Married Janira Montanez (2/19/94); has two children, son Angel (9/12/94) and daughter Karina (7/3/96) ... 1992 graduate of Jose S. Alegria High School in Dorado, PR ... Was a high school teammate of Major League pitcher Jose Rosado.

HECTOR MERCADO'S CAREER RECORD

YEAR	CLUB	W-L	ERA	G	GS	CG	SHO	SV	IP	H	R	ER	HR	HB	BB	SO	WP	BK
1992	Astros, GCL	1-2	4.20	13	3	0	0	0	30.0	22	17	14	0	3	25	36	7	6
1993	Astros, GCL	5-4	2.42	11	11	1	1	0	67.0	49	26	18	1	1	29	59	10	2
	Osceola	1-1	5.19	2	2	0	0	0	8.2	9	7	5	0	0	6	5	0	0
1994	Osceola	6-13	3.95	25	25	1	1	0	136.2	123	75	60	5	1	79	88	9	3
1995	Jackson	1-4	7.80	8	7	0	0	0	30.0	36	33	26	5	2	32	20	4	0
	Kissimmee	6-8	3.46	19	17	2	0	0	104.0	96	50	40	2	3	37	75	4	1
1996	Kissimmee	3-5	4.16	56	0	0	0	3	80.0	78	43	37	4	4	48	68	6	0
1997	Portland	11-3	3.96	31	17	1	1	0	129.2	129	66	57	10	3	54	125	16	2
	Charlotte	0-1	9.00	1	1	0	0	0	5.0	5	5	5	2	0	5	1	1	0
1998	Injured - Did Not Pitch																	
1999	Norfolk	0-0	1.50	2	2	0	0	0	6.0	3	1	1	1	1	1	2	0	0
2000	CINCINNATI	0-0	4.50	12	0	0	0	0	14.0	12	7	7	2	0	8	13	2	0
	Louisville	1-5	3.04	47	5	0	0	2	77.0	69	26	26	2	2	48	67	6	0
2001	Louisville	1-0	1.35	12	0	0	0	1	13.1	12	2	2	0	1	6	13	1	0
	CINCINNATI	3-2	4.08	56	0	0	0	0	53.0	55	27	24	6	0	30	59	4	0
2002	PHILLIES	2-2	4.62	31	3	0	0	0	39.0	32	21	20	2	3	25	40	3	1
	Scranton	3-1	1.62	26	0	0	0	3	33.1	22	6	6	2	1	12	43	2	0
Minors	TOTALS	39-47	3.71	253	90	5	3	9	720.2	653	357	297	34	22	382	602	66	14
ML	TOTALS	5-4	4.33	99	3	0	0	0	106.0	99	55	51	10	3	63	112	9	1

MAJOR LEAGUE HITTING TOTALS

YEAR	AVG	AB	R	H	2B	3B	HR	RBI	SH	SF	HP	BB	SO	SB	CS	E
2002	.250	4	0	1	0	0	0	0	0	0	0	0	2	0	0	0
Career	.143	7	0	1	0	0	0	0	0	0	0	0	4	0	0	1

MERCADO'S CAREER TRANSACTIONS

- Selected by Houston Astros in 13th round of June 1992 draft.
- Selected by Florida Marlins in annual Minor League winter draft, December 9, 1996.
- Selected by Philadelphia in annual Major League winter draft (Rule 5), December 15, 1997.
- Traded to New York Mets, December 15, 1997, for Mike Welch (1hp).
- Signed by Cincinnati Reds as a minor league free agent, December 16, 1999.
- Traded to Philadelphia, March 30, 2002, as player to be named later, for Reggie Taylor (of).

MERCADO'S CAREER PITCHING BREAKDOWN

2002						Career				
W-L-S	ERA	G	IP	ER		W-L-S	ERA	G	IP	ER
0-0-0	0.00	2	1.0	0	Arizona	0-1-0	5.40	5	3.1	2
0-0-0	4.76	5	5.2	3	Atlanta	0-0-0	6.35	6	5.2	4
0-0-0	0.00	2	1.2	0	Chicago	0-0-0	6.75	11	14.2	11
0-0-0	3.18	2	5.2	2	Cincinnati	0-0-0	3.18	2	5.2	2
1-0-0	0.00	1	1.0	0	Colorado	2-1-0	7.59	7	10.2	9
0-1-0	1.80	4	5.0	1	Florida	0-1-0	1.50	5	6.0	1
0-0-0	47.25	2	1.1	7	Houston	0-0-0	15.43	4	4.2	8
-	-	-	-	-	Los Angeles	0-0-0	0.00	4	4.1	0
-	-	-	-	-	Milwaukee	0-0-0	3.60	7	5.0	2
0-1-0	9.00	6	4.0	4	Montreal	0-1-0	4.15	9	8.2	4
1-0-0	0.00	6	9.2	0	New York	1-0-0	0.00	6	9.2	0
-	-	-	-	-	Philadelphia	0-0-0	4.50	3	2.0	1
0-0-0	6.75	1	4.0	3	Pittsburgh	0-0-0	4.66	7	9.2	5
-	-	-	-	-	St. Louis	1-0-0	0.00	7	4.2	0
-	-	-	-	-	San Diego	0-0-0	2.70	4	3.1	1
-	-	-	-	-	San Francisco	1-0-0	4.50	3	2.0	1
-	-	-	-	-						
-	-	-	-	-	Chicago	0-0-0	0.00	2	0.1	0
-	-	-	-	-	Cleveland	0-0-0	0.00	3	2.2	0
-	-	-	-	-	Detroit	0-0-0	0.00	2	1.2	0
-	-	-	-	-	Minnesota	0-0-0	0.00	2	1.1	0

MERCADO'S CAREER PITCHING BREAKDOWN (continued)

2002						Career				
W-L-S	ERA	G	IP	ER		W-L-S	ERA	G	IP	ER
0-0-0	7.36	4	3.2	3	April	1-1-0	6.38	14	18.1	13
1-1-0	22.85	7	4.1	11	May	1-2-0	9.00	17	13.0	13
0-0-0	0.00	2	2.2	0	June	1-0-0	2.93	18	15.1	5
1-0-0	0.00	8	8.0	0	July	1-0-0	1.80	17	15.0	3
-	-	-	-	-	August	1-0-0	6.75	7	5.1	4
0-1-0	2.66	10	20.1	6	September	0-1-0	3.16	24	37.0	13
-	-	-	-	-	October	0-0-0	0.00	2	2.0	0
1-0-0	1.61	14	22.1	4	Home	2-0-0	3.36	46	59.0	22
1-2-0	8.64	17	16.2	16	Road	3-4-0	5.55	53	47.0	29
1-1-0	2.19	9	12.1	3	Day	1-2-0	2.40	27	30.0	8
1-1-0	5.74	22	26.2	17	Night	4-2-0	5.09	72	76.0	43
1-1-0	7.36	13	14.2	12	Grass	4-3-0	4.76	69	68.0	36
1-1-0	2.96	18	24.1	8	Turf	1-1-0	3.55	30	38.0	15
1-1-0	10.80	14	11.2	14	Pre-ASG	3-3-0	5.90	54	50.1	33
1-1-0	1.98	17	27.1	6	Post-ASG	2-1-0	2.91	45	55.2	18
0-0-0	3.55	3	12.2	5	Starter	0-0-0	3.55	3	12.2	5
2-2-0	5.13	28	26.1	15	Reliever	5-4-0	4.44	96	93.1	46

MERCADO'S CAREER STATS BY BALLPARK

	W-L-S	ERA	G	IP	ER		W-L-S	ERA	G	IP	ER
Bank One Ballpark	0-1-0	6.75	4	2.2	2	Miller Park	0-0-0	0.00	2	1.0	0
Turner Field	0-0-0	16.20	4	1.2	3	Olympic Stadium	0-1-0	18.00	4	2.0	4
Wrigley Field	0-0-0	3.60	3	5.0	2	Shea Stadium	1-0-0	0.00	3	3.2	0
Cinergy Field	1-0-0	4.35	33	41.1	20	Veterans Stadium	1-0-0	1.93	16	23.1	5
Coors Field	1-1-0	7.20	3	5.0	4	Three Rivers Stadium	0-0-0	0.00	2	2.1	0
Pro Player Stadium	0-1-0	2.45	3	3.2	1	PNC Park	0-0-0	0.00	1	1.0	0
Minute Maid Park	0-0-0	27.00	2	2.2	8	Busch Stadium	1-0-0	0.00	5	3.0	0
Dodger Stadium	0-0-0	0.00	3	2.1	0	Qualcomm Stadium	0-0-0	5.40	2	1.2	1
County Stadium	0-0-0	27.00	2	0.1	1	Pacific Bell Park	0-0-0	0.00	1	0.2	0
US Cellular Field	0-0-0	0.00	2	0.1	0	Metrodome	0-0-0	0.00	2	1.1	0
Jacobs Field	0-0-0	0.00	2	1.0	0						

MERCADO'S CAREER FIELDING

POSITION	PCT	G	PO	A	E	TC	DP
Pitcher	.909	99	1	9	1	11	0

MERCADO'S GAME HIGHS

STRIKEOUTS: 6 - 9/21/02 (1) at CIN... **WALKS:** 5 - 9/21/02 (1) at CIN... **LONGEST OUTING:** Starter: 4.2 inn - 9/21/02 (1) at CIN... Reliever: 3.2 inn - 9/10/01 at CHI... **WINNING STREAK:** 2 games - 6/1-8/8/01... **LOSING STREAK:** 2 games - 4/29-5/9/01... **SCORELESS STREAK:** 17.2 inn - 6/2-9/9/02.



JOSE MESA

B-T: R-R
HT: 6-3 **WT:** 230
AGE: 36, turns 37 on May 22
BORN: May 22, 1966, Azua,
 Dominican Republic
RESIDES: Westlake, OH

ML SERVICE: 12 years, 28 days
HOW OBTAINED: Signed by Phillies as a
 free agent, 11/17/00.
CONTRACT STATUS: Signed a one-year
 contract extension, 4/4/02, with a club
 option for 2004.

Right-Handed Pitcher

49

2002 SEASON: Became 1st Phillie to record two 40-save seasons, let alone back-to-back, and set the club single-season record with 45, falling one shy of his career high of 46 in 1995 ... Finished 4th in NL in saves, 6th in games finished (64) and 3rd in save opportunities (54), behind only John Smoltz (59) and Eric Gagne (56) ... Led all Phillies relievers in strikeouts (64) and appearances (74) ... His 74 appearances were a career high ... Appeared in 6 straight team games, 5/3-9, for first time in career (1-0, 5 saves) ... Earned his 200th career save, 6/30 at BAL ... Posted a 0.69 ERA in 11 June appearances ... Earned the save in 7 straight appearances, 7/23-8/5 ... His 10 saves in August set a club record and were tied for most in NL (Eric Gagne and Billy Wagner) ... Saved both ends of a doubleheader, 9/21 at CIN ... Set the club single-season record with his 44th save, 9/22 at CIN, recording the final out in the last game at Cinergy Field, passing Mitch Williams' 43 in 1993 ... His 45 saves give him 87 in his Phillies career, placing him 5th on the all-time franchise list; needs 3 more to tie Ron Reed for 4th place ... Pitched more than 1.0 inning 6 times, compared to just once in 2001 ... Held opposing hitters to a .231 avg. ... Finished 5th in NL Rolaids Relief Man standings with 113 points.

CAREER: 21-year pro ... **1981:** Signed 1st pro contract with TOR at age 15 ... **1982:** Spent 1st pro season at Bradenton, leading Gulf Coast League in shutouts (3) ... **1983:** Allowed South Atlantic League-high 116 runs ... **1984:** Combined for a 9-5 record with Florence (A) and Kinston (A) ... Began season at Florence; promoted to Kinston, 5/14 ... On Kinston DL, 6/12-7/1 and 8/27 through remainder of season ... **1985:** Spent season at Kinston ... **1986:** Recorded 12 victories over 32 starts for Ventura and Knoxville (AA) ... Combined for 183.2 innings ... Began season at Ventura, promoted to Knoxville, 7/28 ... **1987:** Led Southern League in starts (35) and innings (193.1) for Knoxville ... Traded to BAL, 8/31, and immediately added to ML roster ... Made ML debut, 9/10 at BOS (ND, 6 IP, 3 ER) ... Lost first 3 decisions ... Earned 1st ML win, 9/20 at DET ... **1988:** Began season on DL with Rochester (AAA), 4/18-5/16 ... Limited to 11 games ... Returned to DL, 6/30 through remainder of season ... Underwent surgery on right elbow, 7/29 ... **1989:** On DL, 5/27 through remainder of season ... Underwent surgery again on right elbow, 6/16 ... Pitched briefly at triple-A and double-A ... **1990:** Began season rehabbing elbow at Hagerstown (AA) ... Reinstated from DL, 4/25, but remained at Hagerstown ... Recorded 1st win at any level since 1987 ... Threw one-hitter, 7/23 vs Reading ... Promoted to Rochester (AAA), 8/1 ... Recalled by BAL, 8/28 ... Pitched into 6th inning in all 7 ML starts and only once allowed more than 3 runs ... Opponents hit just .218 against him ... **1991:** Began season at BAL ... Threw 1st ML CG and SHO, 5/6 at CAL ... Optioned to Rochester (AAA), 7/1 ... Recalled on 8/15 and pitched that night, throwing career-best 3-hit CG with career-high 9 strikeouts vs TEX ... On DL, 8/21-9/5, with inflamed right elbow ... Appeared in one game as a pinch-runner, 9/14 ... **1992:** Began season in Orioles rotation ... Traded to CLE, 7/14 ... Went 4-2, 2.87 ERA in first 12 starts ... Pitched 7-0 shutout, 9/4 vs SEA ... Gave up Robin Yount's 3,000th hit, 9/9 ... **1993:** Led CLE staff in W (10), GS (33), CG (3), IP (208.2) and SO (118) ... Opened season by serving a 3-game suspension (4/5-8) for a brawl with CIN's Hal Morris during spring training ... Pitched longest outing of career, 4/15 at BOS, tossing 9.1 innings in ND vs Roger Clemens ... Recorded career-high 10th win, 9/10 ... Walked only 2.7 batters per 9 IP, 10th-best in AL ... **1994:** Used strictly out of the bullpen for first time in career ... Ranked 2nd in AL in appearances (51, behind Bob Wickman) and in relief innings (73.0), tied for 3rd in relief wins (7) ... Earned 1st ML save, 4/12 at CAL ... Played winter ball for Licey, DR ... **1995:** Assumed closer role for CLE ... Recorded ML-high 46 saves in 48 opportunities ... Set franchise single-season save record (46), passing Doug Jones' 43 set in 1990 ... Won Rolaids AL Reliever of the Year ... Won The Sporting News' AL Fireman of the Year ... Voted Man of the Year by Cleveland BBWAA Chapter ... Named the relief pitcher on the Associated Press ML All-Star team ... Finished 2nd in BBWAA Cy Young Award voting and 4th in MVP voting ... Only blown saves of season were 8/25 vs DET and 9/3 vs DET ... **1996:** ERA was lowest in ML by relief pitcher ... Named to 1st All-Star team, tossed a scoreless 9th inning ... Broke Dennis Eckersley's 1992 ML record with saves in each of his first 38 opportunities; set record on 8/20 vs MIL ... Did not allow an ER between 6/8 and 8/25 (29 G, 29 IP) ... Saved both ends of DH on two different occasions ... Indians were 60-2 in his 62 appearances ... Posted 0.28 ERA at home in 30 games (31.2 IP, 16 H, 1 ER) ... Had save in 14 straight appearances, 5/20-6/17 ... Held hitters to .122 average with runners in scoring position, lowest in AL ... Was 1-0 with 2.70 ERA in 8 post-season appearances (10.0 IP, 8 H, 3 ER) ... Won Game 3 of the World Series ... **1996:** Saved 39 games in 44 opportunities ... Finished 2nd in AL in saves (39), trailing John Wetteland's 43 ... Converted first 20 save opportunities ... Saved 2 games for 3rd time in career, 5/3 vs SEA ... 1st blown save was 6/4 vs SEA, snapping a string of 28 saves dating back to 1995 ... It also marked his 1st loss since 7/18/94 vs TEX ... Named to 2nd straight AL All-Star team (did not pitch) ... Was 13-for-16 in one-run save opportunities ... Toured with MLB All-Stars through Japan in offseason ... **1997:** Began season on restricted list after offseason legal trouble ... Placed on 25-man roster, 4/11 vs ANA ... Saved 16 games in 21 chances ... Tossed career-high 4.1 innings in relief, 6/20 vs NYY, longest outing since 1993 ... Recorded 1st win of season, 6/30 vs HOU ... Was 1-0, 3.95 ERA in 11 post-season appearances (13.2 IP, 20 H, 6 ER, 5 BB, 12 SO) ... Saved 4 games in 7 chances ... **1998:** Split season between CLE and SF ... Had career-high 7-game win streak, 6/30/97-5/3/98 ... Earned only save of season, 5/31 at TOR ... Traded to SF, 7/23 ... Finished season unscored upon in 17 of last 20 appearances (19 IP, 12 H, 3 ER, 18 SO, 1.42 ERA) ... Signed by SEA as a free agent, 11/14 ... **1999:** Tied SEA record with 33 saves ... Became just 2nd pitcher in franchise history to top 30 saves (Mike Schooler - 33 in 1989; 30 in '90) ... Save total was 8th-highest career total in club history ... Allowed no runs in 4 straight outings, 4/17-25, recording 3 saves ... Registered saves in 4 consecutive outings twice, 6/26-7/3 (1 R, 6 IP) and 7/30-8/3 ... Notched record-tying 33rd save, 9/16 at TB ... **2000:** Appeared in 66 games for SEA, 3rd on club ... 6th straight season appeared in 60 or more games ... Threw 80.2 innings, 9th among AL relievers ... Threw 3.0 innings, 4/16 vs TOR, longest outing since 7/27/97 vs OAK ... Recorded only save.

5/13 vs OAK ... Was 0-0, 1.88 ERA in 11 appearances in June (14.1 IP, 3 ER) ... Pitched 3.0 scoreless innings in 5-4, 19-inning win, 8/1 vs BOS ... Threw season-high 3.1 innings, 8/30 vs NYY (3 H, 1 ER, 2 BB, 3 SO) ... Signed by Phillies as a free agent, 11/17 ... **2001:** Finished 5th in NL in saves (42), 4th in games finished (59) and 4th in save % (42-46, .913) ... Had 5th-best ERA among NL relievers (2.34); tied for 8th-best in majors ... Became 3rd Phillie to reach 40 or more saves, joining Mitch Williams (43, 1993) and Steve Bedrosian (40, 1987) ... Broke Bedrosian's Phillies record of most saves in a season by a right-handed pitcher ... Finished season with the 6th-best all-time save % (180-210, .857) ... Converted 14 straight save opportunities, 4/3-5/27 ... Finished 4th in Rolaids NL Relief Pitcher standings with 118 points and was Rolaids NL Relief Pitcher of the Month for May (10 saves, 3.29 ERA) ... His 10 saves in May were the most in any month by a Phillies pitcher since Heathcliff Slocumb saved 12 in May 1995 ... Saved both ends of DH, 6/28 vs FLA ... 1st Phillie to have 24 saves at All-Star break since Bedrosian in 1987 ... Tied his career high with 18.0 consecutive scoreless innings, 6/30-8/15 ... Was ejected for hitting Jim Edmonds with a pitch, 8/19 at STL, and served 2-game suspension, 8/28-29 ... Did not allow an earned run in 23.2 consecutive innings, 6/28-9/2 ... Earned the save in 21 straight chances, 5/30-9/1, falling one shy of tying Al Holland's franchise-record streak of 22 from 1983-84 ... Named NL Co-Player of the Week (with Albert Pujols), 9/17-23, after going 2-0, 2 saves, 0.00 ERA (4.0 IP) ... **MISC:** Has the 3rd-most saves among Latin pitchers in MLB history and the most by any Dominican-born pitcher ... Has allowed just 9 HR in 145.0 innings as a Phillie ... Is 45-for-49 (92%) in save opportunities at Veterans Stadium.

PERSONAL: Jose Ramon Mesa ... Married, wife's name is Mirla; has six children: Ralph (6/29/79), Yamely (1/15/84), Juan Jose (8/4/85), Jenny (7/16/87), Jesse (8/17/88) and Jose Jr. (8/13/93) ... Attended Santa School (DR) ... Has 6 brothers ... Brothers Baltazar, Manuel and Narciso were in the Dodgers organization; brother Rafael in the Indians ... Donates money to Puerto Rican-Dominican Foundation of Philadelphia ... Donates money, equipment and time to the San Lorenzo Club/Roberto Clemente League ... Split the \$10,000 award for winning the 1995 Rolaids Relief Award between the La Nueva Vida Church in Cleveland and the Jose Mesa Foundation in the Dominican Republic.

JOSE MESA'S CAREER RECORD

YEAR	CLUB	W-L	ERA	G	GS	CG	SHO	SV	IP	H	R	ER	HR	HB	BB	SO	WP	BK
1982	Bradenton	6-4	2.70	13	12	6	*3	0	83.1	58	34	25	1	6	20	40	2	4
1983	Florence	6-12	5.48	28	27	1	0	1	141.1	153	*116	86	14	6	93	91	14	1
1984	Florence	4-3	3.76	7	7	0	0	0	38.1	38	24	16	3	0	25	35	2	1
	Kinston	5-2	3.91	10	9	0	0	0	50.2	51	23	22	2	0	28	24	2	1
1985	Kinston	5-10	6.16	30	20	0	0	1	106.2	110	89	73	11	#9	79	71	12	1
1986	Ventura	10-6	3.86	24	24	2	1	0	142.1	141	71	61	6	1	58	113	9	2
	Knoxville	2-2	4.35	9	8	2	1	0	41.1	40	32	20	6	2	23	30	5	0
1987	Knoxville	10-#13	5.21	35	*35	4	2	0	*193.1	*206	*131	*112	19	3	105	115	13	3
	BALTIMORE	1-3	6.03	6	5	0	0	0	31.1	38	23	21	7	0	15	17	4	0
1988	Rochester	0-3	8.62	11	2	0	0	0	15.2	21	20	15	2	2	14	15	0	0
1989	Rochester	0-2	5.40	7	1	0	0	0	10.0	10	6	6	2	1	6	3	1	0
	Hagerstown	0-0	1.38	3	3	0	0	0	13.0	9	2	2	0	0	4	12	0	0
1990	Hagerstown	5-5	3.42	15	15	3	1	0	79.0	77	35	30	4	1	30	72	2	0
	Rochester	1-2	2.42	4	4	0	0	0	26.0	21	11	7	2	0	12	23	3	0
	BALTIMORE	3-2	3.86	7	7	0	0	0	46.2	37	20	20	2	1	27	24	1	1
1991	BALTIMORE	6-11	5.97	23	23	2	1	0	123.2	151	86	82	11	3	62	64	3	0
	Rochester	3-3	3.86	8	8	1	1	0	51.1	37	25	22	4	2	30	48	3	1
1992	BALTIMORE	3-8	5.19	13	12	0	0	0	67.2	77	41	39	9	2	27	22	2	0
	CLEVELAND	4-4	4.16	15	15	1	1	0	93.0	92	45	43	5	2	43	40	0	0
1993	CLEVELAND	10-12	4.92	34	33	3	0	0	208.2	232	122	114	21	7	62	118	8	2
1994	CLEVELAND	7-5	3.82	51	0	0	0	2	73.0	71	33	31	3	3	26	63	3	0
1995	CLEVELAND	3-0	1.13	62	0	0	0	*46	64.0	49	9	8	3	0	17	58	5	0
1996	CLEVELAND	2-7	3.73	69	0	0	0	39	72.1	69	32	30	6	3	28	64	4	0
1997	CLEVELAND	4-4	2.40	66	0	0	0	16	82.1	83	28	22	7	3	28	69	1	0
1998	CLEVELAND	3-4	5.17	44	0	0	0	1	54.0	61	36	31	7	4	20	35	2	0
	SAN FRANCISCO	5-3	3.30	32	0	0	0	0	30.2	30	14	12	1	0	18	28	8	0
1999	SEATTLE	3-6	4.98	68	0	0	0	33	68.2	84	42	38	11	4	40	42	7	0
2000	SEATTLE	4-6	5.36	66	0	0	0	1	80.2	89	48	48	11	5	41	84	3	0
2001	PHILLIES	3-3	2.34	71	0	0	0	42	69.1	65	26	18	4	2	20	59	2	1
2002	PHILLIES	4-6	2.97	74	0	0	0	45	75.2	65	26	25	5	4	39	64	9	0
Minors	TOTALS	57-67	4.51	204	175	19	9	2	992.1	972	619	497	76	33	526	692	68	14
AL	TOTALS	53-72	4.45	524	95	6	2	138	1066.0	1133	565	527	103	37	436	700	43	3
NL	TOTALS	12-12	2.82	177	0	0	0	87	175.2	160	66	55	10	6	77	151	19	1
ML	TOTALS	65-84	4.22	701	95	6	2	225	1241.2	1293	631	582	113	43	513	851	62	4

+ League Leader # Tied for League Lead

DIVISION SERIES RECORD

YEAR	CLUB, OPP	W-L	ERA	G	GS	CG	SHO	SV	IP	H	R	ER	HR	HB	BB	SO	WP	BK
1995	CLE, BOS	0-0	0.00	2	0	0	0	0	2.0	0	0	0	0	0	2	0	0	0
1996	CLE, BAL	0-1	3.86	2	0	0	0	0	4.2	8	2	2	1	0	0	7	0	0
1997	CLE, NYY	0-0	2.70	2	0	0	0	1	3.1	5	1	1	1	1	1	2	0	0
2000	SEA, CWS	1-0	0.00	2	0	0	0	0	2.0	0	0	0	0	0	1	2	0	0
DS	TOTALS	1-1	2.25	8	0	0	0	1	12.0	13	3	3	2	1	4	11	0	0

LEAGUE CHAMPIONSHIP SERIES RECORD

YEAR	CLUB, OPP	W-L	ERA	G	GS	CG	SHO	SV	IP	H	R	ER	HR	HB	BB	SO	WP	BK
1995	CLE, SEA	0-0	2.25	4	0	0	0	1	4.0	3	1	1	1	0	1	1	0	0
1997	CLE, BAL	1-0	3.38	4	0	0	0	2	5.1	5	2	2	0	0	3	5	0	0
2000	SEA, NYY	0-0	12.46	3	0	0	0	0	4.1	5	6	6	2	0	3	3	0	0
LCS	TOTALS	1-0	5.93	11	0	0	0	3	13.2	13	9	9	3	0	7	9	0	0

WORLD SERIES RECORD

YEAR	CLUB, OPP	W-L	ERA	G	GS	CG	SHO	SV	IP	H	R	ER	HR	HB	BB	SO	WP	BK
1995	CLE, ATL	1-0	4.50	2	0	0	0	1	4.0	5	2	2	1	0	1	4	0	0
1997	CLE, FLA	0-0	5.40	5	0	0	0	1	5.0	10	3	3	0	0	1	5	1	0
WS	TOTALS	1-0	5.00	7	0	0	0	2	9.0	15	5	5	1	0	2	9	1	0

ALL-STAR GAME RECORD

YEAR	CLUB, SITE	W-L	ERA	G	GS	CG	SHO	SV	IP	H	R	ER	HR	HB	BB	SO	WP	BK
1995	CLE, TEX	0-0	0.00	1	0	0	0	0	1.0	0	0	0	0	0	0	1	0	0
1996	CLE, PHI	Did Not Play																

MAJOR LEAGUE HITTING TOTALS

	AVG	AB	R	H	2B	3B	HR	RBI	SH	SF	HP	BB	SO	SB	CS	E
Career	—	0	1	0	0	0	0	0	0	0	0	1	0	0	0	14

MESA'S CAREER TRANSACTIONS

- Signed by Toronto Blue Jays as a non-drafted free agent, October 31, 1981.
- Traded to Baltimore Orioles, September 4, 1987, as the player to be named later with Oswald Peraza (rhp), for Mike Flanagan (lhp), August 31, 1987.
- On disabled list with an inflammation of the right elbow, August 21-September 5, 1991.
- Traded to Cleveland Indians, July 14, 1992, for Kyle Washington (of).
- Traded to San Francisco Giants with Alvin Mormon (lhp) and Shawon Dunston (inf), July 23, 1998, for Steve Reed (rhp) and Jacob Cruz (of).
- Signed by Seattle Mariners as a free agent, November 14, 1998.
- Signed by Philadelphia as a free agent, November 17, 2000.

MESA'S CAREER PITCHING BREAKDOWN

2002						Career				
W-L-S	ERA	G	IP	ER		W-L-S	ERA	G	IP	ER
0-2-2	5.40	4	3.1	2	Arizona	2-3-5	2.45	10	11.0	3
0-0-5	3.00	6	6.0	2	Atlanta	0-1-10	4.15	18	17.1	8
1-1-2	6.00	4	3.0	2	Chicago	3-1-4	4.15	10	8.2	4
0-0-4	0.00	4	4.1	0	Cincinnati	1-0-6	0.00	10	9.0	0
0-0-3	0.00	4	4.0	0	Colorado	0-0-5	3.75	11	12.0	5
1-1-2	5.06	5	5.1	3	Florida	4-1-8	2.45	18	18.1	5
1-0-2	3.00	3	3.0	1	Houston	2-1-4	4.50	9	10.0	5
0-0-3	0.00	3	3.0	0	Los Angeles	0-0-4	0.00	9	9.0	0
0-0-1	0.00	2	2.0	0	Milwaukee	3-6-11	3.55	31	78.2	31
0-1-5	3.38	8	8.0	3	Montreal	0-2-9	4.11	16	15.1	7
0-1-5	6.35	11	11.1	8	New York	1-4-8	6.64	21	20.1	15
-	-	-	-	-	Philadelphia	2-0-0	1.42	5	6.1	1
1-0-1	0.00	3	4.0	0	Pittsburgh	1-1-5	1.17	13	15.1	2
0-0-2	2.70	3	3.1	1	St. Louis	0-0-3	2.16	8	8.1	2
0-0-1	4.50	2	2.0	1	San Diego	0-2-3	4.09	13	11.0	5
0-0-2	3.00	3	3.0	1	San Francisco	0-0-5	1.93	9	9.1	2

MESA'S CAREER PITCHING BREAKDOWN (continued)

2002					Career					
W-L-S	ERA	G	IP	ER		W-L-S	ERA	G	IP	ER
-	-	-	-	-	Anaheim	4-3-10	4.02	35	62.2	28
0-0-1	0.00	2	2.0	0	Baltimore	2-5-22	3.31	44	73.1	27
-	-	-	-	-	Boston	2-6-11	4.60	45	109.2	56
0-0-0	9.00	1	1.0	1	Chicago	2-4-12	3.93	33	55.0	24
0-0-1	0.00	2	2.0	0	Cleveland	0-3-3	7.27	12	17.1	14
0-0-2	0.00	2	2.0	0	Detroit	3-5-11	5.89	38	84.0	55
-	-	-	-	-	Kansas City	3-6-6	3.22	40	95.0	34
0-0-1	0.00	2	3.0	0	Minnesota	5-2-10	2.53	44	81.2	23
-	-	-	-	-	New York	1-6-5	4.76	33	68.0	36
-	-	-	-	-	Oakland	5-6-11	4.34	38	74.2	36
-	-	-	-	-	Seattle	4-4-10	5.46	28	57.2	35
-	-	-	-	-	Tampa Bay	2-1-3	6.60	15	15.0	11
-	-	-	-	-	Texas	6-7-8	5.27	41	100.2	59
-	-	-	-	-	Toronto	7-4-13	5.07	44	87.0	49
-	-	-	-	-	March	1-0-0	0.00	1	2.1	0
0-1-6	3.18	12	11.1	4	April	9-10-32	4.17	99	166.0	77
1-3-9	3.14	15	14.1	5	May	13-17-46	4.33	132	230.2	111
1-0-5	0.69	11	13.0	1	June	8-20-31	5.06	113	188.2	106
1-2-9	6.08	14	13.1	9	July	10-10-29	3.62	112	181.2	73
0-0-10	2.03	13	13.1	3	August	8-9-47	3.55	123	220.1	87
1-0-6	2.61	9	10.1	3	September	15-18-37	4.72	113	232.2	122
-	-	-	-	-	October	1-0-3	2.79	8	19.1	6
3-3-24	1.98	39	41.0	9	Home	38-46-109	4.14	364	645.0	297
1-3-21	4.15	35	34.2	16	Road	27-38-116	4.30	337	596.2	285
1-3-14	3.52	23	23.0	9	Day	18-33-66	4.84	243	413.0	222
3-3-31	2.73	51	52.2	16	Night	47-51-159	3.91	458	828.2	360
1-3-19	4.26	32	31.2	15	Grass	50-67-144	4.19	517	971.1	452
3-3-26	2.05	42	44.0	10	Turf	15-17-81	4.33	184	270.1	130
2-5-23	2.51	42	43.0	12	Pre-ASG	32-51-117	4.40	371	629.1	308
2-1-22	3.58	32	32.2	13	Post-ASG	33-33-108	4.03	330	612.1	274
-	-	-	-	-	Starter	27-40-0	5.07	95	564.2	318
4-6-45	2.97	74	75.2	25	Reliever	38-44-225	3.51	606	677.0	264

MESA'S CAREER STATS BY BALLPARK

	W-L-S	ERA	G	IP	ER		W-L-S	ERA	G	IP	ER
Bank One Ballpark	1-2-2	3.60	5	5.0	2	Miller Park	0-0-1	0.00	2	2.0	0
Turner Field	0-0-6	1.29	7	7.0	1	Olympic Stadium	0-0-4	6.00	6	6.0	4
Wrigley Field	0-1-3	5.79	6	4.2	3	Shea Stadium	1-1-4	8.31	9	8.2	8
Cinergy Field	0-0-5	0.00	7	6.0	0	Veterans Stadium	6-6-45	2.72	84	86.0	26
Coors Field	0-0-2	1.80	5	5.0	1	Three Rivers Stadium	0-0-1	0.00	2	2.0	0
Pro Player Stadium	1-1-3	2.79	9	9.2	3	PNC Park	0-0-1	0.00	3	3.0	0
Astrodome	1-0-0	0.00	2	3.0	0	Busch Stadium	0-0-2	1.80	5	5.0	1
Minute Maid Park	0-0-1	0.00	1	1.0	0	Qualcomm Stadium	0-1-1	4.05	8	6.2	3
Dodger Stadium	0-0-1	0.00	3	3.0	0	3Com Park	4-1-0	1.93	15	14.0	3
County Stadium	2-4-4	4.46	16	42.1	21	Pacific Bell Park	0-0-0	2.25	3	4.0	1
Edison Field	2-2-7	3.82	19	35.1	15	Metrodome	3-2-4	2.31	23	39.0	10
Memorial Stadium	4-11-0	5.76	18	95.1	61	Yankee Stadium	0-2-4	4.86	17	33.1	18
Camden Yards	2-7-9	4.57	27	63.0	32	N.A. Coliseum	2-2-6	3.53	15	35.2	14
Fenway Park	0-2-7	4.39	23	53.1	26	Kingdome	2-2-17	8.39	32	39.2	37
US Cellular Field	0-0-4	3.46	13	13.0	5	SAFECO Field	6-4-8	4.41	51	63.1	31
Cleveland Stadium	9-6-0	4.31	24	152.1	73	Tropicana Field	0-1-2	10.13	8	8.0	9
Jacobs Field	10-14-50	2.98	158	202.2	67	Arlington Stadium	0-2-0	11.40	3	15.0	19
Tiger Stadium	3-3-4	7.02	14	42.1	33	Ballpark in Arlington	3-1-2	3.80	15	21.1	9
Comerica Park	0-0-2	1.80	5	5.0	1	Exhibition Stadium	0-1-0	9.00	1	4.0	4
Kauffman Stadium	1-2-5	2.49	18	47.0	13	SkyDome	2-3-8	5.14	19	49.0	28

MESA'S CAREER FIELDING

POSITION	PCT	G	PO	A	E	TC	DP
Pitcher	.948	701	98	155	14	267	7

MESA'S GAME HIGHS

LOW-HIT CG: 3 - 8/15/91 vs TEX... **SHUTOUTS:** 5/6/91 at CAL; 9/4/92 vs SEA... **STRIKEOUTS:** 9 - 8/15/91 at TEX... **WALKS:** 7 - 8/7/92 at BAL... **LONGEST OUTING:** Starter: 9.1 inn - 4/15/93 at BOS... Reliever: 4.1 inn - 6/20/97 vs NYY... **WINNING STREAK:** 7 games - 6/30/97-5/3/98... **LOSING STREAK:** 8 games - 8/23/96-6/29/97... **SCORELESS STREAK:** 18 inn - 7/16-8/23/95; 6/30-8/15/01.

MAJOR LEAGUE BASEBALL RANKINGS

SAVES, CAREER ... Top 10 active (overall ranking)

1.	John Franco	422 (2nd)
2.	Trevor Hoffman	352 (5th)
3.	Roberto Hernandez	320 (9th)
4.	Robb Nen	314 (11th)
5.	Rod Beck	266 (17th)
6.	Troy Percival	250 (20th)
7.	Mariano Rivera	243 (22nd)
8.	JOSE MESA	225 (25th)
9.	Todd Jones	184 (36th)
10.	Billy Wagner	181 (39th)



JASON MICHAELS

B-T: R-R

HT: 6-0; **WT:** 204

AGE: 26, turns 27 on May 4

BORN: May 4, 1976, Tampa, FL

RESIDES: Tampa, FL

ML SERVICE: 1 year, 14 days

HOW OBTAINED: Phillies 4th round pick in June 1998 draft.

Outfielder

22

2002 SEASON: Began season with Scranton (AAA)... Recalled on 4/13 (Dave Hollins on DL), after 9 games at triple-A... Singled in 1st ML at-bat of season, 4/13 vs CIN (Gabe White)... Hit 1st ML home run (Kip Wells) in 1st ML start (CF), 4/21 at PIT; also got 1st ML outfield assist when he threw Adrian Brown out at the plate in the 3rd inning... Had a career-high 3 hits and 3 runs, 5/5 vs COL... Came in defensively at 3rd base, 5/13 at HOU; 1st and only time in pro career that he played any infield position... Drove in game-winning run with a pinch-hit RBI single in 9th inning, 6/19 vs CWS, for a walk-off win... Hit 1st ML pinch-hit HR, 6/26 at FLA... 15 of his 28 hits went for extra bases... Despite playing part-time, finished tied for 5th among NL rookies in doubles (10), tied for 6th in triples (3) and 7th in extra-base hits (15)... Was hitting .313 as late as 7/31, had just 25 at-bats the remainder of season... Got the final hit at Cinergy Field, an infield single, 9/22 at CIN, in the 9th inning... Made 11 starts; 6 in CF, 4 in RF and 1 as DH... Played winter ball for Carolina, PR.

CAREER: Five-year pro... **1998:** Selected by Phillies in 4th round of June draft... Made pro debut at Batavia (A)... Named Phillies Minor League Player of the Month for August, .321, 11 HR, 34 RBI... Had two 2-HR games and a 5-RBI game, all in August... Tied for 3rd in New York-Penn League in HR (11), 5th in RBI (49) and 2nd in HR/AB ratio (1/21.36)... Played in Florida Instructional League... **1999:** Spent entire season at Clearwater (A)... Ranked 7th in Florida State League in hitting (.305), tied for 4th in runs (91) and 5th in on-base % (.396)... Tallied 38 multi-hit games... Reached base safely in 22 consecutive games, 6/10-7/8... Hit .320 for August (33-103)... Shut down on 7/18 with right shoulder inflammation... Returned to lineup on 8/3 and DH'd for rest of season... Collected 4 hits in a game, 4 times: 4/10 vs Sarasota, 5/7 vs Tampa Bay, 6/27 vs Brevard and 8/31 vs Dunedin... **2000:** Spent entire season with Reading (AA)... Tied for team lead in hitting (.295 - Johnny Estrada)... Led team with 30 doubles... Hit .360 (54-150) vs lefties... Had 4-RBI game, 6/3 at Bowie... Reached base safely in 12 straight games, 6/12-25, .356 (16-45) with 4 HR, 12 RBI... Slugged 2 HR, 6/29 at Erie... Finished season with 7-game hit streak, 8/28-9/4 (8-27)... Hit .300 (6-20) with 3 HR and 5 RBI in 7 Eastern League playoff games... Played winter ball for Zulia, VZ (192, 7 RBI)... **2001:** Began season with Scranton... Reached professional highs in HR (17) and RBI (69)... Made one start at Scranton prior to recall to Phillies, 4/6... Made ML debut, 4/6 vs CHI, as a pinch-hitter (struck out vs Todd Van Poppel)... Made only appearance in the field, 4/7 vs CHI, as a defensive replacement in left field... Got 1st ML hit and RBI during pinch-hit appearance, 4/13 at ATL (Mike Remlinger)... Optioned back to Scranton, 4/21... Placed on DL, 5/1-5/10 with a right oblique strain... Phillies Minor League Player of the Week, 6/4-10 (.387, 12-31, 1 2B, 3 HR, 6 RBI, 1 SB)... Slugged 2 HR, 6/6 vs Louisville... Had a season-

high 4 RBI, three times: 6/14 at Durham, 6/22 vs Charlotte and 7/25 vs Ottawa ... Batted .300 (30-100) with 8 2B, 2 3B, 4 HR, 21 RBI, 23 R, 11 BB, 1 SB in 30 games in Arizona Fall League.

PERSONAL: Jason Drew Michaels ... Single ... 1994 graduate of Tampa Jesuit High School, same school as Lou Pinella, Dave Magadan and Brad Radke ... Hit .444 in 10 games as a sophomore, .421 as a junior and .411 as a senior ... 1996 graduate of Okaloosa-Walton JC (AA), where he hit .421, 9 HR, 45 RBI in 1996 ... Attended U of Miami, where he led team in hitting (.411), RBI (89), doubles (32), total bases (189), extra-base hits (50) in 1997 ... Was teammate of Phillies outfielder Pat Burrell ... Set Miami single-season record in doubles ... Tied for 2nd in doubles in NCAA ... Led outfielders with 10 assists ... Named Most Outstanding Player in Atlantic Regional, .375, 2 HR, 11 RBI; College World Series, .412, 1 HR, 2 RBI ... In 1998, finished 2nd on team in HR (19) and RBI (65) while batting .384 ... Hit .500, 2 HR, 5 RBI in Atlantic I Regionals and .273 in College World Series ... Grandfather, John Michaels, played in Cincinnati system in 1930s ... Played Little League and American Legion ball ... Hobbies: Working out, bottle cap baseball and spear fishing.

JASON MICHAELS' CAREER RECORD

YEAR	CLUB	AVG	G	AB	R	H	2B	3B	HR	RBI	SH	SF	HP	BB	SO	SB	CS	E
1998	Batavia	.268	67	235	45	63	14	3	11	49	0	2	4	40	69	4	2	5
1999	Clearwater	.305	122	451	91	138	31	6	14	65	1	5	3	68	103	10	7	1
2000	Reading	.295	113	437	71	129	30	4	10	74	3	7	3	28	87	7	4	6
2001	Scranton	.261	109	418	58	109	19	3	17	69	0	1	8	37	126	11	3	0
	PHILLIES	.167	6	6	0	1	0	0	0	1	0	0	0	0	2	0	0	0
2002	Scranton	.281	9	32	3	9	2	0	0	7	0	2	0	5	5	1	3	0
	PHILLIES	.267	81	105	16	28	10	3	2	11	0	2	1	13	33	1	1	2
Minors	TOTALS	.285	420	1573	268	448	96	16	52	264	4	17	18	178	390	33	19	12
ML	TOTALS	.261	87	111	16	29	10	3	2	12	0	2	1	13	35	1	1	2

MICHAELS' CAREER TRANSACTIONS

- Selected by San Diego Padres in 49th round of June 1994 draft, but did not sign.
- Selected by Tampa Bay Devil Rays in 44th round of June 1996 draft, but did not sign.
- Selected by St. Louis Cardinals in 15th round of June 1997 draft, but did not sign.
- Selected by Philadelphia in 4th round of June 1998 draft.

MICHAELS' CAREER BATTING BREAKDOWN

2002					Career					
AVG	AB	H	HR	RBI		AVG	AB	H	HR	RBI
.000	6	0	0	0	Arizona	.000	6	0	0	0
.100	10	1	0	0	Atlanta	.182	11	2	0	1
1.000	1	1	0	0	Chicago	.250	4	1	0	0
1.000	2	2	0	0	Cincinnati	1.000	2	2	0	0
.400	10	4	0	2	Colorado	.400	10	4	0	2
.125	8	1	1	2	Florida	.100	10	1	1	2
.167	6	1	0	0	Houston	.167	6	1	0	0
.000	5	0	0	0	Los Angeles	.000	5	0	0	0
.000	1	0	0	0	Milwaukee	.000	1	0	0	0
.385	13	5	0	0	Montreal	.385	13	5	0	0
.143	14	2	0	0	New York	.143	14	2	0	0
.400	5	2	1	2	Pittsburgh	.400	5	2	1	2
.000	1	0	0	0	St. Louis	.000	1	0	0	0
.333	6	2	0	0	San Diego	.333	6	2	0	0
1.000	2	2	0	2	San Francisco	1.000	2	2	0	2
.600	5	3	0	1	Baltimore	.600	5	3	0	1
.333	3	1	0	1	Chicago	.333	3	1	0	1
.200	5	1	0	0	Cleveland	.200	5	1	0	0
.000	2	0	0	1	Minnesota	.000	2	0	0	1
.438	16	7	1	4	April	.364	22	8	1	5
.208	24	5	0	1	May	.208	24	5	0	1
.381	21	8	1	5	June	.381	21	8	1	5
.263	19	5	0	1	July	.263	19	5	0	1
.000	10	0	0	0	August	.000	10	0	0	0
.200	15	3	0	0	September	.200	15	3	0	0

MICHAELS' CAREER BATTING BREAKDOWN

2002						Career				
AVG	AB	H	HR	RBI		AVG	AB	H	HR	RBI
.268	56	15	0	4	Home	.250	60	15	0	4
.265	49	13	2	7	Road	.275	51	14	2	8
.333	33	11	1	4	Day	.306	36	11	1	4
.236	72	17	1	7	Night	.240	75	18	1	8
.267	45	12	2	7	Grass	.277	47	13	2	8
.267	60	16	0	4	Turf	.250	64	16	0	4
.319	72	23	2	10	Pre-ASG	.308	78	24	2	11
.152	33	5	0	1	Post-ASG	.152	33	5	0	1
.242	62	15	1	5	vs LHP	.254	63	16	1	6
.302	43	13	1	6	vs RHP	.271	48	13	1	6
.200	30	6	0	7	RISP	.212	33	7	0	8
.500	2	1	0	2	Bases loaded	.500	2	1	0	2
.239	46	11	1	6	Pinch-hitting	.235	51	12	1	7
.429	7	3	0	1	DH	.429	7	3	0	1

MICHAELS' CAREER STATS BY BALLPARK

	AVG	AB	H	HR	RBI		AVG	AB	H	HR	RBI
Bank One Ballpark	.000	2	0	0	0	Olympic Stadium	.250	4	1	0	0
Turner Field	.333	6	2	0	1	Shea Stadium	.000	2	0	0	0
Wrigley Field	.000	1	0	0	0	Veterans Stadium	.250	60	15	0	4
Cinergy Field	1.000	1	1	0	0	PNC Park	.500	4	2	1	2
Coors Field	.200	5	1	0	1	Busch Stadium	.000	1	0	0	0
Pro Player Stadium	.143	7	1	1	2	Qualcomm Stadium	.000	2	0	0	0
Minute Maid Park	.167	6	1	0	0	Pacific Bell Park	1.000	1	1	0	1
Dodger Stadium	.000	1	0	0	0						
Camden Yards	1.000	3	3	0	1	Jacobs Field	.200	5	1	0	0

MICHAELS' CAREER FIELDING

POSITION	PCT	G	PO	A	E	TC	DP
Outfield	1.000	27	22	2	0	24	0
Third Base	.000	1	0	0	2	2	0

MICHAELS' GAME HIGHS

HITS: 3 - 5/5/02 vs COL ... **RUNS:** 3 - 5/5/02 vs COL ... **DOUBLES:** 1 ... **TRIPLES:** 1 ... **HOME RUNS:** 1 ... **RBI:** 2 - 4/21/02 at PIT ... **WALKS:** 1 ... **STOLEN BASES:** 1 ... **HITTING STREAK:** 4 games - 4/21-26/02; 6/26-7/1/02 ... **PINCH-HR:** 1 - 6/26/02 at FLA ... **GRAND SLAMS:** None ... **INSIDE-THE-PARK HR:** None.



KEVIN MILLWOOD

B-T: R-R

HT: 6-4; **WT:** 220

AGE: 28, turns 29 on December 24

BORN: December 24, 1974, Gastonia, NC

RESIDES: Duluth, GA

ML SERVICE: 5 years, 59 days

HOW OBTAINED: Acquired from Atlanta Braves for Johnny Estrada, 12/20/02.

Right-Handed Pitcher

34

2002 SEASON: Tied for 4th in NL and matched career high with 18 wins (1999) ... Went 16-3, 2.64 ERA in final 25 starts, dating back to 5/24 ... Had an 8-game win streak, 7/31-9/11 (1.80 ERA, 12 ER, 60.0 IP, 9 G), falling one shy of his career-best 9-game streak, 8/13-9/9-5/1/00 ... Winning streak was 4th-best in NL ... Finished 7th in NL with a .692 winning %, tied for 7th with a 0.69 HR/9.0 IP ratio, 9th with 3.14 night ERA and 10th with 178 strikeouts and .230 opponents' avg ... ATL won 20 of his last 23 starts ... Allowed 2 ER or fewer in 21 of his 34 starts, including 19 of his last 25 ... Finished 11-2, 3.26 ERA in 19 road games (18 starts) ... His 2nd win of the season came 4/17 at NYM, when he relieved Greg Maddux in the 2nd inning and earned a 2-1 decision ... His wins on 8/16 vs COL and 8/21 at SD marked the 1st time he had pitched at least 8.0 innings in consecutive starts since 8/28 and 9/3/99 ... Pitched a 3-hit shutout, 9/6 vs MTL; his 1st shutout since 4/14/98 vs PIT ... Has a 75-46 career record for a .620 winning percentage; only 15 active pitchers with 90 or more career decisions have winning percentages of .600 or higher entering 2003; Millwood ranks 5th among NL pitchers ... ATL scored 152 runs in his 34 starts (4.5 runs/game).

CAREER: 10-year pro ... **1993:** Braves' 11th round selection in June draft ... Began pro career with Gulf Coast Braves (R) ... **1994:** Split season between Danville (R) and Macon (A) ... **1995:** Spent entire season with Macon ... Pitched 7.2 scoreless innings (4 H, 2 BB, 6 SO) in a 2-0 victory over Hagerstown, 7/12 ... Had a 3.34 ERA until mid-August, but allowed 18 ER over final 8.2 IP to result in season-ending 4.63 ERA ... **1996:** Spent entire season with Durham (A) ... Finished 3rd in Carolina League with 139 strikeouts ... Ranked 4th among CL starting pitchers with a .250 opposing avg ... Tossed 7.0 scoreless innings (3 H, 0 BB, 4 SO) in a 9-0 win over Winston-Salem, 5/22 ... Also worked 9.0 scoreless innings (4 H, 1 BB, 8 SO), 7/31 at Prince William ... Was the winning pitcher in Durham's only playoff victory, a 3-0 decision over Kinston (8.0 IP, 5 H, 0 R, 4 BB, 4 SO) ... **1997:** Began season with Greenville (AA) ... Made 11 starts before being promoted to Richmond (AAA), 6/11 ... International League Pitcher of the Week, 7/7-13 (7.0 IP, 2 H) ... Went 5-0, 1.73 ERA before being recalled by ATL, 7/12 ... Made ML debut in relief, 7/14 vs PHI, and earned the win (2.0 IP, 1 H, 1 BB, 2 SO), becoming 1st Brave to win his first starts since David Nied won 9/1/92 at NYM ... Optioned back to Richmond, 8/12 and recalled again 8/30 ... Pitched 8.0 shutout innings to earn the win, 9/23 at PHI, his final start of season ... Named Richmond Brave Pitcher of the Year ... Did not appear in post-season ... Had bone spurs removed from right ankle, 10/21 ... **1998:** Tied for 6th in NL with 17 wins, 8th in winning % (.680) and tied for 5th with 8.4 SO/9.0 IP ... Pitched a 1-hitter, 4/14 vs PIT, ATL's first 9.0-inning 1-hitter since Greg Maddux' on 5/28/95 at HOU ... In his one-hitter, became the 1st pitcher in ATL history to record as many as 13 strikeouts without issuing a walk in a game ... Made 2 relief appearances, 7/12 at FLA (2.0 IP) and 9/26 vs NYM (0.2 IP) as a playoff tune-up ... Went 3-0, 1.40 ERA in final 4 starts with 19 SO in 19.1 IP ... Finished with a 9-4 record and a 2.72 ERA (28 ER in 92.2 IP) at home ... Did not appear in post-season ... Toured with MLB All-Stars in Japan appearing in 2 games ... **1999:** Had 2nd-best ERA in NL (2.68) and 3rd-best in majors ... Led majors with lowest opposing avg (.202) and led NL with lowest on-base % (.258) ... Tied for 4th in NL with 18 wins and 205 strikeouts ... Started the season with a 1-2 record and a 5.79 ERA in April ... Went 17-5, 2.33 ERA from May on ... Selected to NL All-Star team (1.0 IP, 1 H, 1 SO) ... Had 4 months with a sub 3.00 ERA: May (2.17), July (2.00), August (2.49) and September (1.43) ... Had 2nd-lowest road ERA in NL (2.67) in 19 starts ... Pitched 10.0 scoreless innings in ATL's 13-inning, 3-0 win, 8/28 at STL; became 1st ATL pitcher to work 10.0 innings in a start since Greg Maddux, 4/93 vs STL, and 1st to throw 10.0 scoreless innings in a game since Frank LaCorte, 9/76 vs LA ... Compiled a 0.91 ERA in his final 7 starts ... Finished the season with a 6-game win streak (1.05 ERA) ... Retired 19 straight Rockies in a ND, 8/18 at COL ... Flirted with a no-hitter 3 times; carried a no-hitter into the 7th inning in a 3-2 Braves win in 10 innings, 6/6 at BOS; carried a perfect game into the 7th inning of a 7-2 win, 6/17 at HOU; and no-hit STL for 5.2 IP, 8/28 at STL ... Hit 1st career HR, 9/14 at SD (Buddy Carlyle) ... Averaged 102 pitches per start ... Held hitters to a .241 average with RISP ... NLDS: In first career post-season appearance, threw only 5th 1-hitter in MLB post-season history in Braves' 5-1 win in Game 2 vs HOU ... Only hit allowed was Ken Caminiti's solo HR in 2nd inning (9.0 IP, 1 H, 1 R, 1 ER, 0 BB, 8 SO) ... Earned the save in ATL's 5-3 victory in 12 innings in Game 3 at HOU (1.0 IP, 1 SO) ... NLCS: Beat the Mets in Game 2 in ATL (7.1 IP, 5 H, 3 R, 2 ER, 1 BB, 4 SO) ... In Game 6 in ATL received ND after Mets rallied to tie score in the 7th (5.1 IP, 8 H, 3 R, 3 ER, 0 BB, 5 SO) ... WS: In shortest outing of season, lasted only 2.0 innings in 7-2 loss to Yankees in Game 2 in ATL (2.0 IP, 8 H, 5 R, 4 ER, 2 BB, 2 SO) ... **2000:** Finished tied for 2nd in NL with 14 sac bunts ... After starting season 3-0, 2.77 ERA in 6 games through 5/1, went 7-13, 5.14 ERA in 30 games (29 starts) the rest of the way ... Allowed a career-high 9 ER, 6/7 vs TOR ... Started on 2 days rest and against same team in a series 6/12 and 6/15 at PIT, because he lasted only one-third of an inning, the shortest start of his career, 6/12 ... Matched his career-high 13 strikeouts, 6/25 vs MIL ... Went 3-0, 3.03 ERA over 6 starts, 7/26-8/21 (club was 6-0) ... Left start, 8/16 vs SD with a strained patella tendon in his left knee, but did not miss a turn ... Suffered a broken nose during indoor BP, 8/28, but again made his next scheduled start ... Took his first September loss (9-1) in 17 career games (15 starts), 5-4, 9/12 vs FLA ... Pitched 2.1 scoreless relief innings in the final game of the season, 10/1 vs COL; the longest career relief appearance and 1st since 9/28/98 vs NYM ... Started Game 3 of NLDS vs STL and lost (4.2 IP, 4 H, 4 R, 4 ER, 3 BB, 3 SO) ... **2001:** On DL, 5/7-7/20, with an inflamed right labrum ... Went 6-4, 4.03 ERA in 12 starts after return from DL ... Allowed 6 ER in 3 of his 21 starts (4/9 at NYM, 5.0 IP; 8/5 vs MIL, 2.1 IP; 8/28 vs MTL, 8.0 IP); those 18 ER allowed made up 31% of the total ER he allowed all season ... Aside from those 3 outings, went 7-5, 3.41 ERA in 18 starts ... Pitched at least 7.0 innings in 5 starts from 8/10-9/2 ... Did not appear in NLDS vs HOU ... Threw one scoreless inning in Game 3 of NLCS vs ARI.

PERSONAL: Kevin Austin Millwood . . . Married Rena Stevens (1/9/99); two sons, Kevin Jr. (3/31/01) and James Conley (12/26/02) . . . 1993 graduate of Bessemer City (NC) High School, where he played baseball, football and basketball and graduated with honors . . . Served as Georgia spokesperson for Huntington's Disease Association for Braves . . . Hobbies: Fishing, golf and hunting.

KEVIN MILLWOOD'S CAREER RECORD

YEAR	CLUB	W-L	ERA	G	GS	CG	SHO	SV	IP	H	R	ER	HR	HB	BB	SO	WP	BK
1993	Braves, GCL	3-3	3.06	12	9	0	0	0	50.0	36	27	17	3	4	28	49	5	1
1994	Danville	3-3	3.72	13	5	0	0	1	46.0	42	25	19	4	2	34	56	1	0
	Macon	0-5	5.79	12	4	0	0	1	32.2	31	31	21	4	2	32	24	4	0
1995	Macon	5-6	4.63	29	12	0	0	0	103.0	86	65	53	10	5	57	89	10	0
1996	Durham	6-9	4.28	33	20	1	0	1	149.1	138	77	71	17	8	58	139	8	3
1997	Greenville	3-5	4.11	11	11	0	0	0	61.1	59	37	28	8	2	24	61	7	0
	Richmond	7-0	1.93	9	9	1	0	0	60.2	38	13	13	2	1	16	46	2	0
	ATLANTA	5-3	4.03	12	8	0	0	0	51.1	55	26	23	1	2	21	42	1	0
1998	ATLANTA	17-8	4.08	31	29	3	1	0	174.1	175	86	79	18	3	56	163	6	1
1999	ATLANTA	18-7	2.68	33	33	2	0	0	228.0	168	80	68	24	4	59	205	5	0
2000	ATLANTA	10-13	4.66	36	35	0	0	0	212.2	213	115	110	26	3	62	168	4	0
2001	Macon - a	0-0	0.00	1	1	0	0	0	3.0	0	0	0	0	0	0	5	0	0
	Greenville - a	0-1	4.50	2	2	0	0	0	10.0	9	6	5	2	0	3	10	1	0
	ATLANTA	7-7	4.31	21	21	0	0	0	121.0	121	66	58	20	1	40	84	5	1
2002	ATLANTA	18-8	3.24	35	34	1	1	0	217.0	186	83	78	16	8	65	178	4	0
Minors	TOTALS	27-32	3.97	121	72	2	0	3	516.0	439	281	227	43	24	252	474	38	4
ML	TOTALS	75-46	3.73	168	160	6	2	0	1004.1	918	456	416	105	21	303	840	25	2

a - Rehabilitation Assignment

DIVISION SERIES RECORD

YEAR	CLUB, OPP	W-L	ERA	G	GS	CG	SHO	SV	IP	H	R	ER	HR	HB	BB	SO	WP	BK
1999	ATL, HOU	1-0	0.90	2	1	1	0	1	10.0	1	1	1	1	0	0	9	0	0
2000	ATL, STL	0-1	7.71	1	1	0	0	0	4.2	4	4	4	2	0	3	3	0	1
2001	ATL, HOU	Did Not Play																
DS	TOTALS	1-1	3.07	3	2	1	0	1	14.2	5	5	5	3	0	3	12	0	1

LEAGUE CHAMPIONSHIP SERIES RECORD

YEAR	CLUB, OPP	W-L	ERA	G	GS	CG	SHO	SV	IP	H	R	ER	HR	HB	BB	SO	WP	BK
1999	ATL, NYM	1-0	3.55	2	2	0	0	0	12.2	13	6	5	1	0	1	9	0	0
2001	ATL, ARI	0-0	0.00	1	0	0	0	0	1.0	0	0	0	0	0	0	1	0	0
LCS	TOTALS	1-0	3.29	3	2	0	0	0	13.2	13	6	5	1	0	1	10	0	0

WORLD SERIES RECORD

YEAR	CLUB, OPP	W-L	ERA	G	GS	CG	SHO	SV	IP	H	R	ER	HR	HB	BB	SO	WP	BK
1999	ATL, NYY	0-1	18.00	1	1	0	0	0	2.0	8	5	4	0	0	2	2	0	0

ALL-STAR RECORD

YEAR	CLUB, SITE	W-L	ERA	G	GS	CG	SHO	SV	IP	H	R	ER	HR	HB	BB	SO	WP	BK
1999	ATL, BOS	0-0	0.00	1	0	0	0	0	1.0	1	0	0	0	0	0	1	0	0

MAJOR LEAGUE HITTING TOTALS

	AVG	AB	R	H	2B	3B	HR	RBI	SH	SF	HP	BB	SO	SB	CS	E
2002	.200	70	5	14	5	0	1	11	11	0	0	0	27	0	0	2
Career	.138	312	16	43	11	0	2	24	39	0	0	12	132	0	0	5

MILLWOOD'S CAREER TRANSACTIONS

- Selected by Atlanta Braves in 11th round of June 1993 draft.
- On disabled list with inflamed right labrum, May 7-July 20, 2001; included rehabilitation assignments to Macon, July 4-9 and Greenville, July 9-20.
- Traded to Philadelphia, December 20, 2002, for Johnny Estrada (c).

MILLWOOD'S CAREER PITCHING BREAKDOWN

2002					Career					
W-L-S	ERA	G	IP	ER		W-L-S	ERA	G	IP	ER
0-0-0	1.50	1	6.0	1	Arizona	4-1-0	1.64	6	44.0	8
2-0-0	1.38	2	13.0	2	Chicago	7-2-0	3.00	11	66.0	22
1-0-0	3.00	1	6.0	2	Cincinnati	4-2-0	3.34	6	35.0	13
1-1-0	4.50	2	12.0	6	Colorado	6-2-0	3.13	11	63.1	22
0-3-0	7.65	4	20.0	17	Florida	4-6-0	5.27	17	83.2	49
1-1-0	4.91	2	11.0	6	Houston	3-2-0	3.43	6	39.1	15
0-1-0	3.86	1	7.0	3	Los Angeles	5-3-0	2.67	9	57.1	17
1-0-0	2.13	2	12.2	3	Milwaukee	3-3-0	5.40	10	56.2	34
3-0-0	2.28	4	27.2	7	Montreal	8-5-0	3.79	15	97.1	41
3-0-0	3.42	5	26.1	10	New York	5-3-0	3.51	16	84.2	33
2-2-0	2.45	4	29.1	8	Philadelphia	9-5-0	2.97	17	109.0	36
1-0-0	1.50	1	6.0	1	Pittsburgh	4-2-0	3.24	7	41.2	15
-	-	-	-	-	St. Louis	2-1-0	4.47	9	52.1	26
1-0-0	3.38	1	8.0	3	San Diego	4-1-0	2.81	8	51.1	16
0-0-0	6.35	1	5.2	4	San Francisco	3-2-0	4.78	6	37.2	20
-	-	-	-	-	Baltimore	1-1-0	6.39	2	12.2	9
1-0-0	1.42	2	12.2	2	Boston	2-1-0	3.69	5	31.2	13
1-0-0	1.17	1	7.2	1	Detroit	1-0-0	1.17	1	7.2	1
-	-	-	-	-	New York	0-2-0	6.97	2	10.1	8
-	-	-	-	-	Tampa Bay	0-0-0	5.40	1	6.2	4
0-0-0	3.00	1	6.0	2	Texas	0-0-0	3.00	1	6.0	2
-	-	-	-	-	Toronto	0-2-0	10.80	2	10.0	12
2-3-0	4.50	6	34.0	17	April	9-8-0	4.24	25	148.2	70
1-2-0	4.29	6	35.2	17	May	12-8-0	4.03	27	160.2	72
2-0-0	2.75	6	36.0	11	June	8-6-0	4.70	22	126.1	66
5-1-0	2.43	6	40.2	11	July	14-9-0	3.13	28	169.2	59
4-0-0	2.18	5	33.0	8	August	14-9-0	3.68	33	205.2	84
4-2-0	3.35	6	37.2	14	September	17-6-0	3.02	31	185.0	62
-	-	-	-	-	October	1-0-0	3.24	2	8.1	3
7-6-0	3.21	16	103.2	37	Home	40-27-0	3.47	81	501.0	193
11-2-0	3.26	19	113.1	41	Road	35-19-0	3.99	87	503.1	223
8-2-0	3.47	11	62.1	24	Day	22-13-0	4.12	54	301.2	138
10-6-0	3.14	24	154.2	54	Night	53-33-0	3.56	114	702.2	278
14-8-0	3.32	31	190.0	70	Grass	63-39-0	3.70	144	862.0	354
4-0-0	2.67	4	27.0	8	Turf	12-7-0	3.92	24	142.1	62
6-5-0	3.79	19	111.2	47	Pre-ASG	33-24-0	4.22	80	477.1	224
12-3-0	2.65	16	105.1	31	Post-ASG	42-22-0	3.28	88	527.0	192
17-8-0	3.25	34	213.0	77	Starter	73-46-0	3.75	160	990.0	413
1-0-0	2.25	1	4.0	1	Reliever	2-0-0	1.88	8	14.1	3

MILLWOOD'S CAREER STATS BY BALLPARK

	W-L-S	ERA	G	IP	ER		W-L-S	ERA	G	IP	ER
Bank One Ballpark	2-0-0	1.80	3	20.0	4	Miller Park	0-0-0	8.64	2	8.1	8
Turner Field	40-27-0	3.47	81	501.0	193	Olympic Stadium	4-2-0	5.02	7	37.2	21
Wrigley Field	1-2-0	4.00	5	27.0	12	Shea Stadium	3-2-0	3.72	10	55.2	23
Cinergy Field	0-1-0	12.00	1	3.0	4	Veterans Stadium	6-0-0	1.99	8	54.1	12
Coors Field	3-1-0	3.06	5	32.1	11	Three Rivers Stadium	1-2-0	5.95	4	19.2	13
Pro Player Stadium	1-3-0	5.40	9	43.1	26	PNC Park	1-0-0	1.50	1	6.0	1
Astrodome	1-1-0	3.00	2	15.0	5	Busch Stadium	0-0-0	3.73	5	31.1	13
Minute Maid Park	2-0-0	2.95	3	18.1	6	Qualcomm Stadium	2-0-0	3.20	4	25.1	9
Dodger Stadium	3-1-0	2.31	4	23.1	6	3Com Park	1-1-0	5.25	2	12.0	7
County Stadium	1-1-0	7.80	3	15.0	13	Pacific Bell Park	0-0-0	6.35	1	5.2	4
Camden Yards	1-0-0	5.40	1	6.2	4	Ballpark in Arlington	0-0-0	3.00	1	6.0	2
Fenway Park	2-1-0	4.38	4	24.2	12	SkyDome	0-1-0	4.50	1	6.0	3
Tropicana Field	0-0-0	5.40	1	6.2	4						

MILLWOOD'S GAME HIGH STRIKEOUTS

Has 8 career 10+ strikeout games ...
 13, 2 times last: 6/25/00 vs MIL
 12, 1 time 9/14/99 at SD
 11, 2 times last: 7/16/02 at CHI
 10, 3 times last: 6/29/02 at BOS

MILLWOOD'S CAREER FIELDING

POSITION	PCT	G	PO	A	E	TC	DP
Pitcher	.967	168	47	98	5	150	5

MILLWOOD'S GAME HIGHS

LOW-HIT CG: 1 - 4/14/98 vs PIT ... **SHUTOUTS:** 2 - 4/14/98 vs PIT and 9/6/02 vs MTL ... **STRIKEOUTS:** 13 - 4/14/98 vs PIT; 6/25/00 vs MIL ... **WALKS:** 5 - 8/3/97 at FLA; 7/25/01 vs CIN ... **LONGEST OUTING:** Starter: 10.0 inn - 8/28/99 at STL ... Reliever: 2.1 inn - 10/1/00 vs COL ... **WINNING STREAK:** 9 games - 8/13/99-5/6/00 ... **LOSING STREAK:** 4 games - 5/23-6/15/00 and 4/22-5/18/02 ... **SCORELESS STREAK:** 18.0 inn. - 8/23-9/3/99 ... **WALKLESS STREAK:** 17.0 inn. - 8/28-9/8/99.



BRETT MYERS

B-T: R-R

HT: 6-4; **WT:** 215

AGE: 22, turns 23 on August 17

BORN: August 17, 1980, Jacksonville, FL

RESIDES: Jacksonville, FL

ML SERVICE: 68 days

HOW OBTAINED: Phillies 1st round pick (12th overall) in June 1999 draft.

Right-Handed Pitcher

39

2002 SEASON: Began season with Scranton (AAA), becoming 1st AAA rookie to be Red Barons' Opening Day starter ... Rated best right-handed pitching prospect in the minor leagues by *Baseball America* and 2nd-best prospect overall in the International League ... Rated as having the best breaking ball and 3rd-best fastball velocity in the minors by BA ... Finished 2nd in IL with 4 CG ... Pitched 16.1 innings in his first 2 triple-A starts and allowed just 3 ER (1.65 ERA) ... Pitched a 1-hitter, 4/25 vs Toledo (9.0 IP, 2 BB, 10 SO), earning IL Pitcher of the Week and Phillies Minor League Pitcher of the Week honors (4/22-28) ... Missed 2 starts in May with a blister on his right index finger ... Fined \$450 and suspended for 5 games for throwing behind Drew Henson, 6/24 vs Columbus ... Selected to MLB's annual All-Star Futures Game (2nd straight year) played at Miller Park on 7/7 (0.1 IP, H, SO) ... Walked just 1 batter in last 6 minor league starts, spanning 45.0 IP and had a streak of 39.1 innings (6/19-7/18) without issuing a walk ... Was 4-0, 1.66 ERA in his last 5 starts with Scranton ... Hit .263 (5-19), 2 doubles, 5 RBI, 4 sacs in minors ... Contract purchased by Phillies, 7/24; made ML debut that day in a start at Wrigley Field ... Won his debut (8.0 IP, 2 H, 1 ER, 1 BB, 5 SO), becoming just 5th ML pitcher in the last 30 years to pitch 8.0 or more innings and allow 2 hits or less in his ML debut ... Threw 1st ML complete game, 8/14 vs MIL (won 4-1) ... Became 1st Phillies rookie to pitch a CG since Carlton Loewer, 6/14/98 vs CHI ... Posted a 2.62 ERA (10 ER, 34.1 IP) in 5 August starts ... Doubled for his 1st ML hit (and extra-base hit), 8/20 at MIL ... His RBI single on 9/18 at ATL was 1st ML RBI ... Selected to SportsTicker's 2002 All-Prospect Team.

CAREER: Four-year pro ... **1999:** Phillies 1st round pick (12th overall) in June draft ... Made pro debut with Gulf Coast Phillies (R) ... Recorded 1st win, 8/7 vs GCL Yankees ... Opposing batters hit just .177 against him ... Named Phillies' 3rd-best prospect by *Baseball America* ... Pitched in Florida Instructional League ... **2000:** Spent entire season with Piedmont (A) ... Ranked 2nd in South Atlantic League in innings (175.1) and tied for 3rd in wins (13) ... Led team in starts (27) and strikeouts (140) ... Threw 1st pro shutout, 5/22 at Columbus ... Phillies Minor League Pitcher of the Week, 5/22-28 ... Struck out season-high 12 batters, 8/7 at Charleston, SC (8.0 IP, 1 ER) ... Pitched at least 6 innings in 22 of 27 starts ... Was 0-1, 1.08 ERA in 1 playoff start (8.1 IP, 5 H, 3 BB, SO) ... Rated 7th-best prospect in SAL and 2nd-best in Phillies organization by *Baseball America* ... **2001:** Made jump from low-A Piedmont to double-A Reading ... Struck out season-high 11 batters, 4/13 at Akron (7.0 IP) ... Pitched 20.0 consecutive scoreless innings, 4/8-25 ... Phillies Minor League Pitcher of the Month for April (3-0, 1.04 ERA, 26.0 IP, 3 ER, 28 SO) ... Threw a 7.0 inning shutout, 6/2 vs Trenton (2nd game) ... Selected to MLB's All-Star Futures Game played at SAFECO Field, 7/8 (2.0 IP, 1 H, 1 SO) ... Won 5 consecutive starts, 7/20-8/12 (2.68 ERA) ... Eastern League Pitcher of the Week, 8/6-12 (2-0, 1.20 ERA, 15.0 IP, 2 ER, 13 SO, 3 BB) ... Went 6-0 in last 10 regular season starts ... Was 0-1, 2.25 ERA (8.0 IP, 2 ER) in 1 EL playoff start ... Ranked Phillies' 2nd-best prospect by *Baseball America* and top minor league pitcher by *USA Today Baseball Weekly* ... Pitched in Florida Instructional League.

PERSONAL: Brett Allen Myers ... Married Kim Wickman (9/10/02); one daughter, Kylie (1/24/03) ... 1999 graduate of Englewood High School (FL), where he went 8-2, 0.80 ERA in 78.0 innings (25 H, 34 BB, 131 SO) in his senior year ... Played Little League baseball ... Was an amateur boxer until about age 13 ... Hobbies: Cars and golf.

BRETT MYERS' CAREER RECORD

YEAR	CLUB	W-L	ERA	G	GS	CG	SHO	SV	IP	H	R	ER	HR	HB	BB	SO	WP	BK
1999	Phillies, GCL	2-1	2.33	7	5	0	0	0	27.0	17	8	7	0	2	7	30	2	0
2000	Piedmont	13-7	3.18	27	27	2	1	0	175.1	165	78	62	7	9	69	140	8	0
2001	Reading	13-4	3.87	26	23	1	1	0	156.0	156	71	67	21	10	43	130	5	0
2002	Scranton	9-6	3.59	19	19	4	1	0	128.0	121	54	51	9	3	20	97	1	0
	PHILLIES	4-5	4.25	12	12	1	0	0	72.0	73	38	34	11	6	29	34	2	1
Minors	TOTALS	37-18	3.46	79	74	7	3	0	486.1	459	211	187	37	24	139	397	16	0
ML	TOTALS	4-5	4.25	12	12	1	0	0	72.0	73	38	34	11	6	29	34	2	1

MAJOR LEAGUE HITTING TOTALS

YEAR	AVG	AB	R	H	2B	3B	HR	RBI	SH	SF	HP	BB	SO	SB	CS	E
2002/Career	.130	23	0	3	1	0	0	1	3	0	0	0	9	0	0	0

MYERS' CAREER TRANSACTION

- Selected by Philadelphia in 1st round of June 1999 draft.

MYERS' CAREER PITCHING BREAKDOWN

2002/Career						
	W-L-S	ERA	G	IP	ER	
Atlanta	0-1-0	7.00	2	9.0	7	
Chicago	1-0-0	1.13	1	8.0	1	
Florida	1-0-0	1.50	1	6.0	1	
Los Angeles	0-1-0	4.50	2	14.0	7	
Milwaukee	1-1-0	1.93	2	14.0	3	
New York	1-1-0	7.71	2	11.2	10	
St. Louis	0-0-0	0.00	1	6.1	0	
San Francisco	0-1-0	15.00	1	3.0	5	
July	1-1-0	4.91	2	11.0	6	
August	1-2-0	2.62	5	34.1	10	
September	2-2-0	6.08	5	26.2	18	
Home	2-4-0	5.05	6	35.2	20	
Road	2-1-0	3.47	6	36.1	14	
Day	2-1-0	2.63	4	27.1	8	
Night	2-4-0	5.24	8	44.2	26	
Grass	2-1-0	3.47	6	36.1	14	
Turf	2-4-0	5.05	6	35.2	20	
Post-ASG	4-5-0	4.25	12	72.0	34	
Starter	4-5-0	4.25	12	72.0	34	

MYERS' CAREER STATS BY BALLPARK

	AVG	AB	H	HR	RBI		AVG	AB	H	HR	RBI
Turner Field	0-0-0	6.75	1	4.0	3	Shea Stadium	1-0-0	6.00	1	6.0	4
Wrigley Field	1-0-0	1.13	1	8.0	1	Veterans Stadium	2-4-0	5.05	6	35.2	20
Dodger Stadium	0-0-0	5.14	1	7.0	4	Busch Stadium	0-0-0	0.00	1	6.1	0
Miller Park	0-1-0	3.60	1	5.0	2						

MYERS' CAREER FIELDING

POSITION	PCT	G	PO	A	E	TC	DP
Pitcher	1.000	12	6	11	0	17	2

MYERS' GAME HIGHS

LOW-HIT CG: 4 - 8/14/02 vs MIL ... **SHUTOUTS:** None ... **STRIKEOUTS:** 5 - 7/24/02 at CHI ... **WALKS:** 4 - 3 times, last: 9/11/02 vs FLA ... **LONGEST OUTING:** 9.0 inn - 8/14/02 vs MIL ... **WINNING STREAK:** 1 game ... **LOSING STREAK:** 2 games - 7/30-8/4/02 ... **SCORELESS STREAK:** 12.0 inn - 8/9-14/02 ... **WALKLESS STREAK:** 8.0 inn - 7/24-31/02.



JORGE PADILLA

B-T: R-R
HT: 6-2; **WT:** 200
AGE: 23, turns 24 on August 11
BORN: August 11, 1979, Rio Piedras, PR
RESIDES: Carolina, PR
HOW OBTAINED: Phillies 3rd round pick in June 1998 draft.

Outfielder

66

2002 SEASON: Became first player in Reading history to hit 30 doubles and steal 30 bases in a season ... Led the team with 12 outfield assists ... Began year with a season-best 12-game hit streak (.345, 19-55) to become season's first Eastern League Player of the Week, 4/4-14 ... Scored a run in 6 straight games, 4/4-9, and had an RBI in 5 straight, 4/6-11 ... Hit game-winning, 2-run HR in top of 12th inning, 5/9 at New Haven ... Stole 2 bases, 8/31 at Harrisburg; only multi-steal game of season ... Hit .500 (5-10), 13 RBI with the bases loaded ... Played winter ball for Caguas in Puerto Rico.

CAREER: Five-year pro ... **1998:** Phillies 3rd round selection in June draft ... Made pro debut at Martinsville (R) ... Collected 4 hits (including 2B, HR) and 6 RBI, 8/13 vs Danville ... Had hit safely in 13 of 14 games when he dislocated finger sliding into 1st base, 8/17; missed remainder of season ... Played in Florida Instructional League ... **1999:** Began season at Piedmont (A) ... Sent to Batavia (A), 6/12 ... Went 5-for-5, 7/27 vs St. Catherine's (2 2B, HR, 2 RBI) ... Played in FIL ... Played winter ball for Caguas, PR ... **2000:** Played for Piedmont (A) ... Began season with 11-game hit streak (45 AB, 17 H, 6 2B) ... Reached professional highs in hits (126), triples (8) and RBI (67) ... Phillies Minor League Player of the Week, 7/3-9 ... On DL, 8/6-21, with a contusion of the left heel ... Collected a hit in 82 of 108 games ... Played in FIL ... **2001:** Tied for Clearwater team lead in HR (16) ... Had 2nd-best HR/AB ratio in Florida State League (1/22.37) ... Reached a career high in home runs (16) ... On DL, 4/30-5/20, with a strained left hamstring ... Twice named Phillies Minor League Player of the Week, 5/28-6/3 (.360, 1 2B, 2 HR, 10 RBI, 1 SB) and 6/25-7/1 (.450, 1 2B, 1 HR, 4 RBI, 1 SB) ... Hit grand slam and had 5 RBI, 6/1 vs Vero Beach ... On DL, 6/9-23, with a right oblique strain ... Had season-high 6 RBI, 7/3 at Charlotte ... Had 27 RBI over 19 games, 5/28-7/3 ... Reached base safely in 15 straight games, 6/24-7/11 (.404, 23-57, 15 R, 4 2B, 4 HR, 17 RBI, 7 BB) ... Stole 4 bases, 8/10 vs Tampa ... Hit .600 (6-10), 17 RBI with bases loaded ... Hit .296 (29-98) vs left-handers ... Played winter ball for Caguas, PR ... Rated Phillies' 7th-best prospect and best outfield arm by *Baseball America*.

PERSONAL: Jorge Rafael Padilla ... Single ... 1998 graduate of Florida Air Academy (Melbourne, FL), where he was 1st team All-State in baseball in 1997-98 and Player of the Year.

JORGE PADILLA'S CAREER RECORD

YEAR	CLUB	AVG	G	AB	R	H	2B	3B	HR	RBI	SH	SF	HP	BB	SO	SB	CS	E
1998	Martinsville	.356	23	90	10	32	3	0	5	25	3	1	4	4	24	2	0	2
1999	Piedmont	.208	44	168	13	35	10	1	3	17	0	1	4	5	44	0	0	3
	Batavia	.252	65	238	28	60	10	1	3	30	1	2	7	22	79	2	1	6
2000	Piedmont	.305	108	413	62	126	24	8	11	67	0	4	2	26	89	8	4	5
2001	Clearwater	.260	100	358	62	93	13	2	16	66	0	3	7	40	73	23	6	3
2002	Reading	.256	127	484	71	124	30	2	7	65	2	8	11	40	77	32	11	8
Minors	TOTALS	.268	467	1751	246	470	90	14	45	270	6	19	35	137	386	67	22	27

PADILLA'S CAREER TRANSACTIONS

- Selected by Philadelphia in 3rd round of June 1998 draft.



VICENTE PADILLA

B-T: R-R
HT: 6-2; **WT:** 215
AGE: 25, turns 26 on September 27
BORN: September 27, 1977,
 Chinandega, Nicaragua
RESIDES: Chinandega, Nicaragua

ML SERVICE: 2 years, 105 days
HOW OBTAINED: Acquired from Arizona
 Diamondbacks with Travis Lee, Omar Daal
 and Nelson Figueroa, for Curt Schilling,
 7/26/00.

Right-Handed Pitcher

44

2002 SEASON: Came to spring training in competition for the 5th starter job and earned the spot . . . Led Phillies staff in wins (14) and starts (32) . . . Had 2nd-most wins among Latin-born pitchers in NL (Odalis Perez - 15) . . . Pitched a career-high 206.0 innings (majors and minors) . . . Made 1st ML start, 4/3 at ATL (won, 3-1), 6.0 IP, 3 H, 1 ER, 1 HR, 1 BB, 7 SO; made 83 career relief appearances prior to the start . . . Struck out a career-high 11 batters, 4/14 vs CIN, becoming 71st pitcher in Phillies history to record a double-digit strikeout game . . . Finished April with a season-best 2.41 ERA in 6 starts . . . Pitched 1st ML CG and SHO, 5/10 vs ARI (4-0); had a no-hitter through 7.2 innings, but finished with a 2-hitter . . . Combined on 2 other shutouts, pitching 8.0 scoreless innings, 5/21 vs NYM (4-0) and 8/24 at STL (4-0) . . . Selected to 1st All-Star Game (2.0 IP, BB, 0-1 at plate), was NL finishing pitcher in infamous 2-2 tie . . . Hit a bases-clearing double, 9/4 at MTL . . . Posted a 2.93 ERA in his final 3 starts of the season . . . Had 3 walkless streaks of 10.0 or more innings - 16.2 (7/4-23), 12.0 (4/30-5/5) and 10.0 (7/28-8/7) . . . Walked 3 batters or less in 30 of 32 starts . . . Pitched at least 6.0 innings in 26 of 32 starts . . . Phillies were 19-13 (.594) in his 32 starts; 13-8 (.619) in his final 21.

CAREER: Four-year pro . . . **1998:** Signed by ARI as an amateur free agent, 8/30 . . . **1999:** Opened 1st pro season at High Desert (A) . . . Started 9 games (4-1, 3.73 ERA) . . . Struck out 55 in 50.2 innings . . . Promoted to Tucson (AAA) . . . Pitched 7.0 shutout innings in Tucson debut, 5/30 at Nashville (6 H, 6 SO, 0 BB) . . . Diamondbacks Pitcher of the Month for May (4-1, 2.89 ERA, 37.1 IP, 12 ER) . . . Started 5 of 12 games at AAA . . . Won 3 straight games for Tucson before being promoted to Arizona, 6/24 . . . Made ML debut, 6/29 at CIN (lost, blown save) . . . Recorded 1st out, 7/2 at STL . . . Optioned to Tucson, 7/8, after 4 ML appearances . . . Recalled on 7/19 . . . Made one appearance, 7/19 at SEA (1.1 IP, 2 H, 2 R) . . . Did not win a game after 7/31 . . . Played winter ball for Estrellas, DR (2-3, 4.97 in 7 starts) . . . **2000:** Began season at Tucson (AAA) . . . Recalled by ARI, 5/5 . . . Earned 1st ML win, 5/9 vs LA . . . Made 5 relief appearances for D'backs, 1-0, 1.00 ERA (1 ER, 9.0 IP), 2 BB, 10 SO . . . Optioned back to Tucson, 5/21 . . . Recalled again, 5/30 . . . Had an 11.1 inning scoreless streak, 5/14-6/12 . . . Made 22 more relief appearances before being traded to Phillies, 7/26 . . . Made Phillies debut, 7/27 vs CHI, throwing a then career-high 2.2 innings . . . Earned 1st win with Phillies, 8/22 at CIN (2.0 IP) . . . Earned 1st ML save, 8/23 at CIN (0.2 IP, 1 SO) . . . Earned 2nd save, 9/28 at CHI (1.0 IP, 2 SO) . . . Named D'backs Rookie of the Year by Arizona Chapter of BBWAA . . . Played winter ball in Nicaragua . . . **2001:** Began season in Phillies bullpen . . . On DL with a sprained left ankle suffered in batting practice, 5/4-29 . . . Made 4 rehab starts for Scranton (AAA), 4.0 IP, 1 BB, 4 SO . . . Recorded 2nd win of season on 1st day back, 5/30 at NYM . . . Got 1st ML extra-base hit (double), run and walk, 6/15 vs BAL (2.0 IP) . . . Optioned to Scranton, 6/26, to make room for RHP Nelson Figueroa . . . Moved into starting rotation with Scranton and went undefeated (7-0) . . . Struck out 11 batters in 7.0 IP, 8/23 vs Pawtucket . . . Phillies Minor League Pitcher of the Month for August (5-0, 1.69 ERA) . . . Recalled on 9/1 . . . Threw a season-high 5.0 innings and struck out a season-high 5, 9/5 vs NYM . . . Pitched winter ball for Culiacan, Mexico and led team to Mexican title by pitching CG in series-clinching game . . . Was 4-0 in Mexican League post-season.

PERSONAL: Vicente D. Padilla . . . Single; two daughters, Ingrid Elena and Yurisel . . . Oldest of 5 brothers . . . Worked under former ML pitcher Dennis Martinez for two weeks in 1998 to improve change-up, slider and curve . . . Pitched for Nicaragua in the XXXIII World Cup, 7/22-8/2/98 . . . Nicaragua won Bronze medal . . . Earned save vs host country of Italy (1.2 IP, 3 SO) in medal round . . . Pitched in quarterfinals against Dominican Republic (2.0 IP, 4 H, 3 SO) . . . Made 3 appearances in qualifying round (4.1 IP, 3 H, 0 R, 0 BB, 6 SO), holding batters to a .188 (3-16) average . . . Pitched in 4 games (earned 1 win, 1 save) for Nicaragua in the Central American Games, 8/29-9/18/98, in which Nicaragua finished 2nd.

VICENTE PADILLA'S CAREER RECORD

YEAR	CLUB	W-L	ERA	G	GS	CG	SHO	SV	IP	H	R	ER	HR	HB	BB	SO	WP	BK
1999	High Desert	4-1	3.73	9	9	0	0	0	50.2	50	27	21	3	1	17	55	2	2
	Tucson	7-4	3.75	18	14	0	0	0	93.2	107	47	39	6	7	24	58	0	1
	ARIZONA	0-1	16.88	5	0	0	0	0	2.2	7	5	5	1	0	3	0	0	0
2000	Tucson	0-1	4.42	12	3	0	0	1	18.1	22	9	9	2	0	8	22	2	0
	ARIZONA	2-1	2.31	27	0	0	0	0	35.0	32	10	9	0	0	10	30	0	0
	PHILLIES	2-6	5.34	28	0	0	0	2	30.1	40	23	18	3	1	18	21	1	0
	ARI/PHI	4-7	3.72	55	0	0	0	2	65.1	72	33	27	3	1	28	51	1	0
2001	PHILLIES	3-1	4.24	23	0	0	0	0	34.0	36	18	16	1	0	12	29	1	0
	Scranton	7-0	2.42	16	16	0	0	0	81.2	64	24	22	8	3	11	75	3	1
2002	PHILLIES	14-11	3.28	32	32	1	1	0	206.0	198	83	75	16	15	53	128	6	2
Minors	TOTALS	18-6	3.35	55	42	0	0	1	244.1	243	107	91	19	11	60	210	7	4
ML	TOTALS	21-20	3.59	115	32	1	1	2	308.0	313	139	123	21	16	96	208	8	2

MAJOR LEAGUE HITTING TOTALS

	AVG	AB	R	H	2B	3B	HR	RBI	SH	SF	HP	BB	SO	SB	CS	E
2002	.052	58	1	3	1	0	0	5	7	1	1	0	31	0	0	1
Career	.081	62	2	5	2	0	0	5	8	1	1	1	33	0	0	2

PADILLA'S CAREER TRANSACTIONS

- Signed by Arizona Diamondbacks as a minor league free agent, August 30, 1998.
- Traded to Philadelphia with Travis Lee (1b/of), Omar Daal (1hp) and Nelson Figueroa (rhp), July 26, 2000, for Curt Schilling (rhp).
- On disabled list with a sprained left ankle, May 4-29, 2001; included rehabilitation assignment to Scranton, May 22-28.

PADILLA'S CAREER PITCHING BREAKDOWN

2002						Career					
W-L-S	ERA	G	IP	ER		W-L-S	ERA	G	IP	ER	
1-0-0	0.00	1	9.0	0	Arizona	1-0-0	0.00	3	11.1	0	
2-2-0	2.13	5	25.1	6	Atlanta	2-2-0	2.15	6	29.1	7	
0-1-0	5.73	2	11.0	7	Chicago	1-3-1	4.76	11	22.2	12	
1-0-0	0.00	1	8.0	0	Cincinnati	2-1-1	1.56	9	17.1	3	
1-0-0	6.00	1	6.0	4	Colorado	1-0-0	6.75	7	12.0	9	
1-1-0	2.08	2	13.0	3	Florida	1-1-0	1.77	8	20.1	4	
0-1-0	7.50	1	6.0	5	Houston	0-2-0	5.23	6	10.1	6	
0-0-0	1.29	1	7.0	1	Los Angeles	1-1-0	3.00	7	15.0	5	
1-0-0	0.00	1	7.0	0	Milwaukee	1-0-0	0.00	1	7.0	0	
1-2-0	4.10	4	26.1	12	Montreal	1-3-0	4.70	8	30.2	16	
2-0-0	2.82	3	22.1	7	New York	4-0-0	2.70	12	36.2	11	
0-1-0	6.43	1	7.0	5	Pittsburgh	0-2-0	9.58	4	10.1	11	
1-1-0	2.57	2	14.0	4	St. Louis	1-1-0	2.65	6	17.0	5	
0-1-0	6.35	2	11.1	8	San Diego	1-1-0	4.24	10	23.1	11	
1-0-0	1.13	1	8.0	1	San Francisco	1-1-0	2.45	4	11.0	3	
-	-	-	-	-	Anaheim	0-0-0	0.00	1	1.0	0	
0-1-0	11.25	1	4.0	5	Baltimore	1-1-0	7.50	2	6.0	5	
-	-	-	-	-	Boston	0-0-0	0.00	1	0.1	0	
0-0-0	3.68	1	7.1	3	Chicago	0-0-0	3.68	1	7.1	3	
1-0-0	4.26	1	6.1	3	Cleveland	1-0-0	4.26	1	6.1	3	
1-0-0	1.29	1	7.0	1	Detroit	1-0-0	1.29	1	7.0	1	
-	-	-	-	-	Oakland	0-0-0	20.25	2	1.1	3	
-	-	-	-	-	Seattle	0-1-0	13.50	2	2.2	4	
-	-	-	-	-	Tampa Bay	0-0-0	Inf.	1	0.0	1	
-	-	-	-	-	Texas	0-0-0	0.00	1	1.2	0	
3-2-0	2.41	6	41.0	11	April	4-3-0	2.81	15	51.1	16	
3-2-0	3.75	5	36.0	15	May	5-2-0	3.13	11	46.0	16	
4-1-0	3.68	6	36.2	15	June	6-2-0	3.99	29	65.1	29	
1-1-0	3.41	5	31.2	12	July	1-3-0	3.96	21	50.0	22	
3-2-0	2.90	6	40.1	13	August	4-3-1	3.05	19	56.0	19	
0-3-0	3.98	4	20.1	9	September	1-7-1	5.02	19	37.2	21	
-	-	-	-	-	October	0-0-0	0.00	1	1.2	0	
6-4-0	2.27	15	99.0	25	Home	9-10-0	2.77	51	149.2	46	
8-7-0	4.21	17	107.0	50	Road	12-10-2	4.38	64	158.1	77	
3-3-0	4.04	10	64.2	29	Day	5-5-1	3.54	33	94.0	37	
11-8-0	2.93	22	141.1	46	Night	16-15-1	3.62	82	214.0	86	
8-5-0	3.79	15	95.0	40	Grass	13-8-1	3.75	67	156.0	65	
6-6-0	2.84	17	111.0	35	Turf	8-12-1	3.43	48	152.0	58	
10-5-0	3.05	18	121.0	41	Pre-ASG	15-7-0	3.24	65	177.2	64	
4-6-0	3.60	14	85.0	34	Post-ASG	6-13-2	4.07	50	130.1	59	
14-11-0	3.28	32	206.0	75	Starter	14-11-0	3.28	32	206.0	75	
-	-	-	-	-	Reliever	7-9-2	4.24	83	102.0	48	

PADILLA'S CAREER STATS BY BALLPARK

	W-L-S	ERA	G	IP	ER		W-L-S	ERA	G	IP	ER
Bank One Ballpark	2-1-0	2.41	14	18.2	5	Olympic Stadium	0-2-0	7.47	5	15.2	13
Turner Field	2-1-0	1.89	3	19.0	4	Shea Stadium	3-0-0	3.86	6	18.2	8
Wrigley Field	1-0-1	2.19	7	12.1	3	Veterans Stadium	7-9-0	2.82	37	131.0	41
Cinergy Field	1-1-1	5.06	5	5.1	3	PNC Park	0-1-0	7.00	2	9.0	7
Coors Field	0-0-0	9.00	3	3.0	3	Busch Stadium	1-0-0	0.90	4	10.0	1
Pro Player Stadium	1-0-0	1.54	6	11.2	2	Qualcomm Stadium	0-1-0	5.56	5	11.1	7
Minute Maid Park	0-1-0	5.63	3	8.0	5	Pacific Bell Park	1-1-0	3.00	3	9.0	3
Dodger Stadium	0-1-0	5.40	4	5.0	3						
Camden Yards	0-1-0	11.25	1	4.0	5	N.A. Coliseum	0-0-0	20.25	2	1.1	3
Fenway Park	0-0-0	0.00	1	0.1	0	SAFECO Field	0-0-0	13.50	1	1.1	2
Jacobs Field	1-0-0	4.26	1	6.1	3	Tropicana Field	0-0-0	Inf.	1	0.0	1
Comerica Park	1-0-0	1.29	1	7.0	1						

PADILLA'S CAREER FIELDING

POSITION	PCT	G	PO	A	E	TC	DP
Pitcher	.968	115	20	41	2	63	2

PADILLA'S GAME HIGHS

LOW-HIT CG: 2 - 5/10/02 vs ARI ... **STRIKEOUTS:** Starter: 11 - 4/14/02 vs CIN ... Reliever: 5 - 9/5/01 vs NYM ... **WALKS:** 5 - 4/8/02 vs ATL ... **LONGEST OUTING:** Starter: 9.0 inn - 5/10/02 vs ARI ... Reliever: 5.0 inn - 9/5/01 vs NYM ... **WINNING STREAK:** 4 games - 6/1-6/24/02 ... **LOSING STREAK:** 3 games - 7/18-8/11/00; 9/4-17/02 ... **SCORELESS STREAK:** 14.0 inn - 5/5-15/02 ... **WALKLESS STREAK:** 16.2 inn - 7/4-23/02.



FRANKLIN PEREZ

B-T: R-R

HT: 6-2; **WT:** 175

AGE: 24, turns 25 on June 10

BORN: June 10, 1978, Bani, DR

RESIDES: Bani, DR

HOW OBTAINED: Signed by Phillies as an amateur free agent, 12/11/97.

Right-Handed Pitcher

64

2002 SEASON: Spent entire season with Reading (AA) ... First 26 appearances were in relief ... 12 of final 14 appearances were starts ... Recorded a save in 4 straight appearances, 5/30-6/8 ... Was 2-0, 2.52 ERA in 28 total relief appearances ... Pitched a season-best 8.0 shutout innings, 8/5 at Akron ... Held right-handers to .227 avg ... Had surgery on 10/30 to reconstruct the ulnar collateral ligament in his right elbow.

CAREER: 5-year pro ... **1998:** Made pro debut for La Vega Phillies in Dominican Summer League ... Pitched in Florida Instructional League ... **1999:** Pitched for Gulf Coast Phillies (R) ... **2000:** Began season with Piedmont (A) in bullpen ... Earned 1st pro save in shortest outing of season (0.1 IP), 4/21 at Hickory ... Moved into starting rotation and made 6 consecutive starts, 6/26-7/22 ... Had a 2.37 ERA in relief ... **2001:** Spent season with Clearwater (A), pitching the entire season in relief ... Pitched 2.0 or more innings in 20 of 31 appearances, including 8 of last 9 ... Earned 3 wins and a save in 4 consecutive outings, 7/4-19 (11.2 IP, 1 ER) ... Pitched 4.0 innings 3 times, including a season-high 4.1 IP, 7/4 vs Ft. Myers; allowed just 1 ER in the 12.1 IP.

PERSONAL: Franklin Leonidas Perez ... Single.

FRANKLIN PEREZ' CAREER RECORD

YEAR	CLUB	W-L	ERA	G	GS	CG	SHO	SV	IP	H	R	ER	HR	HB	BB	SO	WP	BK
1998	Phillies, DSL	4-5	3.39	17	11	0	0	0	63.2	54	42	24	2	6	38	43	7	3
1999	Phillies, GCL	3-4	6.31	12	7	0	0	0	41.1	44	36	29	2	5	27	35	6	0
2000	Piedmont	5-5	3.04	36	9	0	0	2	97.2	85	47	33	3	9	39	64	7	0
2001	Clearwater	4-2	3.52	31	0	0	0	3	64.0	58	29	25	2	7	26	45	8	2
2002	Reading	3-2	3.72	40	12	0	0	5	101.2	98	48	42	8	8	36	68	11	1
Minors	TOTALS	19-18	3.74	136	39	0	0	10	368.1	339	202	153	17	35	166	255	39	6

PEREZ' CAREER TRANSACTIONS

- Signed by Phillies as amateur free agent, December 11, 1997.



TOMAS PEREZ

B-T: S-R
HT: 5-11; **WT:** 185
AGE: 29, turns 30 on December 29
BORN: December 29, 1973,
 Barquisimeto, VZ
RESIDES: Barquisimeto, VZ

ML SERVICE: 4 years, 140 days
HOW OBTAINED: Signed by Phillies as a
 minor league free agent, 12/15/99.
CONTRACT STATUS: Signed a two-year
 contract, 10/8/02, taking him through
 2004.

Infielder

9

2002 SEASON: Began season on DL with a sprained left knee, suffered in spring training, 3/26 vs NYY, on a take-out slide by Shane Spencer ... Made 2 rehab starts (1 at SS, 1 at 2B) at Reading, 4/13-14, .444 (4-9) ... Activated on 4/15 ... Tied his career highs with 3 hits and 3 RBI, 5/5 vs COL ... Hit game-tying HR (Byung-Hyun Kim) with 1 out in bottom of 9th, 5/11 vs ARI (Phils lost game 6-5 in 10th) ... Became 1st Phillies position player since Glenn Wilson (8/5/87 at NYM) to pitch in a game, 5/13 at HOU (0.1 IP, 2 batters) ... Played 1st base for 1st time in pro career, 5/19 at ARI ... Hit a GW 3-run triple, 7/25 at CHL, trailing 2-1 in the 8th with 2 outs ... Hit .382 (13-34) over an 11-game span, 9/1-12, with 5 multi-hit games ... Slugged game-winning HR in 11th inning, 9/21 (2) at CIN ... Reached career highs in HR (5) and RBI (20), tied his career high in doubles (13) ... Came in as a defensive replacement 25 times, at SS, 2B and 3B ... Overall, played 5 different positions (1B, 2 B, SS, 3B, P) and was the emergency catcher ... Played winter ball for Caracas, VZ.

CAREER: 11-year pro ... **1991:** Signed by MTL as a non-drafted free agent, 7/11 ... **1992:** Began pro career with Expos' Dominican Summer League club ... Hit .305 in 44 games with 12 SB ... **1993:** Led all Gulf Coast League shortstops in fielding % (.964), total chances (338), putouts (121), assists (205) and double plays (39) ... **1994:** Promoted to Burlington (A) ... Had strong start offensively, hitting a combined .313 in April-May ... Had 13-game hit streak, 8/10-23, .364 (20-55) ... Led Midwest League shortstops in putouts (217) and double plays (65) ... Selected by CAL in the Rule 5 draft, 12/5 ... Purchased by TOR, 12/5 ... Played for Venezuelan Winter League Champion Caracas, finishing 7th in league in batting (.319) while stealing 21 bases ... **1995:** Spent entire season in majors with TOR ... Appeared in 41 games with 23 starts ... Collected 1st ML hit in 1st at-bat, 5/3 vs CWS (Roberto Hernandez), a GW single in bottom of 10th ... Made 1st ML start, 5/27 vs CLE (SS) ... Hit 1st ML HR, 7/29 vs OAK (Steve Wojciechowski) ... Went 7-for-11 (.636) in a 3-game span, 9/3-5 ... Overall, appeared in 31 games at SS, 7 at 2B and 1 at 3B ... Played winter ball for Occidente, VZ ... **1996:** Began season at Syracuse (AAA), where he hit .276 in 40 games before being recalled by TOR, 5/28 ... Spent remainder of season with Blue Jays ... Appeared in 91 games for TOR with 82 starts: 70 at 2B, 7 at 3B and 5 at SS ... Had 1st ML steal, 7/11 at MIL ... Set club record and tied AL mark for putouts by a 2nd baseman with 12, 8/20 at KC ... Had career-high 8-game hit streak, 9/9-20 (.462, 12-26) ... Played winter ball for Occidente, VZ ... **1997:** Began season at Syracuse ... Recalled by TOR, 6/16 ... Appeared in 3 games before being placed on DL with a strained left quadriceps, 6/26 ... On rehab assignment with Syracuse, 7/12-24 ... Activated from DL and optioned to Syracuse, 7/25 ... Recalled by TOR, 8/14, when Alex Gonzalez was placed on DL; became club's everyday shortstop ... 15 total chances at shortstop on 9/9 were 1 shy of club mark ... Overall, appeared in 40 games with 39 starts (32 at SS, 7 at 2B) ... Played winter ball for Oriente, VZ ... **1998:** Spent majority of season at Syracuse ... Hit .340 in April ... Recalled by TOR, 8/8 ... Appeared in 3 games at shortstop with 2 starts ... Optioned to Syracuse, 8/17 ... Hit .419 (13-31) during 10-game hit streak, 8/27-9/4 ... Recalled by TOR, 9/12, and appeared in 3 games ... In *Baseball America* manager's poll, named International League's "Best Defensive Shortstop" ... Hit .300 for Syracuse in IL playoffs ... Played winter ball for Oriente, VZ ... **1999:** Began season on TOR roster ... Traded to ANA, 3/30, for Dave Hollins and cash ... Assigned to Edmonton (AAA), where he spent entire season ... Appeared in 83 games for the Trappers, 73 at SS and 11 at 2B ... Had season-high 10-game hit streak, 4/11-6/17 ... Went 4-for-4 with 2 RBI, 7/10 vs Oklahoma ... Angels organization Defensive Player of the Month for August, making just 2 errors in 135 total chances ... Signed by PHI as a minor league free agent, 12/15 ... **2000:** Began season with Reading (AA), but never played a game there ... Had contract purchased by Phillies, 4/7 ... Appeared in 5 games (4 as a def. replacement at shortstop) ... Designated for assignment, 4/21, after Brian Hunter was claimed off waivers ... Cleared waivers and accepted assignment to Scranton (AAA), 4/25 ... Appeared in 77 games with Scranton, 56 at 3B, 16 at SS, 1 at 2B ... International League and Phillies Minor League Player of the Week, 5/22-28, .565 (13-23), 4 HR, 13 RBI ... Hit GW solo HR in 13th inning of 4-3 win, 5/24(2) vs Indianapolis ... Homered in 5 straight games, 5/21-27 (Scranton club record) ... Contract purchased from Scranton, 8/4 ... Hit 1st ML HR of season, 8/6 at COL; 1st since 6/25/96 vs SEA and 1st in ML career batting left-handed ... Tied career-high 3 hits, 3 times: 8/5 at COL, 8/21 at CIN, 9/13 vs MTL ... Tied career high with 3 RBI, 8/21 at CIN ... Had a team- and career-high 3 doubles, 8/21 at CIN ... Made 39 starts, all at shortstop ... Played winter ball for Oriente, VZ (.263, 2 HR, 19 RBI) ... **2001:** Reached career high in avg (.304) ... Hit career-high 2 HR and became 2nd Phillie in franchise history to homer from both sides of the plate (Steve Jeltz), 7/24 vs MTL; 1st multi-HR game of career ... Tied career high with 3 RBI, 7/31 at COL ... Hit .579 (11-19) during season-high 7-game hit streak, 7/24-8/18 ... Tied career high with 3 hits, 10/6 (1) at CIN ... Played 1st career game in OF, 10/7 at CIN (RF) ... Started 14 games at 2B, 5 at SS and 7 at 3B ... Hit .343 (12-35), 14 RBI with RISP ... Played winter ball for Oriente, VZ and played in Venezuelan All-Star game ... Voted best defensive shortstop in VZ league by league's managers and coaches.

PERSONAL: Tomas Orlando Perez ... Married Andrea Carolina (12/27/98); one daughter, Paola Valentina (10/17/02) ... Hobby: Playing cards.

TOMAS PEREZ' CAREER RECORD

YEAR	CLUB	AVG	G	AB	R	H	2B	3B	HR	RBI	SH	SF	HP	BB	SO	SB	CS	E
1992	Expos, DSL	.305	44	151	35	46	7	0	1	19	1	2	1	27	20	12	5	-
1993	Expos, GCL	.243	52	189	27	46	3	1	2	21	4	2	0	23	25	8	3	12
1994	Burlington	.262	119	465	76	122	22	1	8	47	4	5	1	48	78	8	10	34
1995	TORONTO	.245	41	98	12	24	3	1	1	8	0	1	0	7	18	0	1	5
1996	Syracuse	.276	40	123	15	34	10	1	1	13	3	1	0	7	19	8	1	7
	TORONTO	.251	91	295	24	74	13	4	1	19	6	1	1	25	29	1	2	15
1997	Syracuse	.224	89	303	32	68	13	0	1	20	14	1	0	37	67	3	4	12
	TORONTO	.195	40	123	9	24	3	2	0	9	3	0	1	11	28	1	1	3
1998	Syracuse	.252	116	404	40	102	15	4	3	37	4	0	0	18	67	4	7	15
	TORONTO	.111	6	9	1	1	0	0	0	0	1	0	0	1	3	0	0	0
1999	Edmonton	.260	83	296	31	77	17	1	4	40	2	3	2	19	43	2	2	11
2000	PHILLIES	.221	45	140	17	31	7	1	1	13	1	0	0	11	30	1	1	4
	Scranton	.294	77	279	44	82	16	2	10	56	1	2	2	16	48	4	1	9
2001	PHILLIES	.304	62	135	11	41	7	1	3	19	1	0	2	7	22	0	1	1
2002	PHILLIES	.250	92	212	22	53	13	1	5	20	2	1	1	21	40	1	0	4
	Reading - a	.444	2	9	2	4	0	0	0	1	0	0	0	0	1	0	0	0
Minors	TOTALS	.262	622	2219	302	581	103	10	30	254	33	16	6	195	368	49	33	100
AL	TOTALS	.234	178	525	46	123	19	7	2	36	10	2	2	44	78	2	4	23
NL	TOTALS	.257	199	487	50	125	27	3	9	52	4	1	3	39	92	2	2	9
ML	TOTALS	.245	377	1012	96	248	46	10	11	88	14	3	5	83	170	4	6	32

a - Rehabilitation Assignment

PEREZ' CAREER TRANSACTIONS

- Signed by Montreal Expos as a non-drafted free agent, July 11, 1991.
- Selected by California Angels in annual major league winter draft, December 5, 1994.
- Contract sold to Toronto Blue Jays, December 5, 1994.
- On disabled list with strained left quadriceps, June 26-July 24, 1997; included rehabilitation assignment to Syracuse, July 12-24.
- Traded to Anaheim Angels, March 30, 1999, for Dave Hollins (inf) and cash.
- Signed by Philadelphia as a minor league free agent, December 15, 1999.
- On disabled list with left knee MCL sprain, March 26-April 15, 2002; included rehabilitation assignment to Reading, April 13-15.

PEREZ' CAREER BATTING BREAKDOWN

2002						Career				
AVG	AB	H	HR	RBI		AVG	AB	H	HR	RBI
.333	9	3	1	1	Arizona	.200	35	7	1	3
.385	13	5	0	0	Atlanta	.346	26	9	0	1
.125	8	1	0	3	Chicago	.071	14	1	0	3
.333	6	2	1	1	Cincinnati	.429	28	12	1	7
.667	6	4	0	3	Colorado	.381	42	16	1	9
.292	24	7	0	2	Florida	.237	59	14	0	3
.286	7	2	0	2	Houston	.250	24	6	0	5
.235	17	4	0	1	Los Angeles	.179	28	5	0	2
.200	5	1	0	0	Milwaukee	.229	35	8	0	2
.269	26	7	0	1	Montreal	.317	60	19	2	9
.235	34	8	1	1	New York	.209	67	14	2	2
.125	8	1	0	0	Pittsburgh	.200	15	3	0	0
.167	6	1	0	1	St. Louis	.250	16	4	0	1
.133	15	2	2	2	San Diego	.172	29	5	2	2
.000	1	0	0	0	San Francisco	.190	21	4	0	2

Perez' Career Batting Breakdown (continued)

2002					Career					
AVG	AB	H	HR	RBI		AVG	AB	H	HR	RBI
-	-	-	-	-	Anaheim	.176	17	3	0	0
.333	3	1	0	0	Baltimore	.235	51	12	0	4
-	-	-	-	-	Boston	.200	55	11	0	2
.111	9	1	0	1	Chicago	.286	70	20	0	4
.250	4	1	0	0	Cleveland	.156	45	7	0	3
-	-	-	-	-	Detroit	.267	45	12	0	3
-	-	-	-	-	Kansas City	.240	50	12	0	4
.182	11	2	0	1	Minnesota	.222	27	6	0	3
-	-	-	-	-	New York	.283	46	13	0	2
-	-	-	-	-	Oakland	.194	36	7	1	6
-	-	-	-	-	Seattle	.267	30	8	1	5
-	-	-	-	-	Tampa Bay	.000	0	0	0	0
-	-	-	-	-	Texas	.225	40	9	0	1
-	-	-	-	-	Toronto	1.000	1	1	0	0
.188	16	3	1	1	April	.273	33	9	1	3
.379	29	11	1	7	May	.317	60	19	1	12
.184	38	7	0	2	June	.236	144	34	1	14
.206	34	7	0	3	July	.261	161	42	4	19
.179	39	7	1	3	August	.228	312	71	2	24
.321	56	18	2	4	September	.229	288	66	2	15
-	-	-	-	-	October	.500	14	7	0	1
.229	109	25	2	10	Home	.202	519	105	6	42
.272	103	28	3	10	Road	.290	493	143	5	46
.238	80	19	1	7	Day	.269	375	101	4	33
.258	132	34	4	13	Night	.231	637	147	7	55
.253	87	22	3	9	Grass	.283	431	122	5	37
.248	125	31	2	11	Turf	.217	581	126	6	51
.226	93	21	2	10	Pre-ASG	.253	277	70	3	30
.269	119	32	3	10	Post-ASG	.242	735	178	8	58
.250	92	30	2	5	vs LHP	.253	312	79	6	29
.250	120	30	3	15	vs RHP	.241	700	169	5	59
.207	58	12	0	15	RISP	.213	287	61	2	75
.286	7	2	0	4	Bases loaded	.226	31	7	0	18
.222	18	4	0	2	Pinch-hitting	.243	37	9	0	3

Perez' Career Stats by Ballpark

	AVG	AB	H	HR	RBI		AVG	AB	H	HR	RBI
Bank One Ballpark	.300	10	3	0	1	Miller Park	.250	4	1	0	0
Turner Field	.462	13	6	0	1	Olympic Stadium	.323	31	10	0	2
Wrigley Field	.100	10	1	0	3	Shea Stadium	.263	38	10	2	2
Cinergy Field	.440	25	11	1	7	Veterans Stadium	.209	234	49	4	21
Coors Field	.440	25	11	1	5	PNC Park	.273	11	3	0	0
Pro Player Stadium	.241	29	7	0	2	Busch Stadium	.308	13	4	0	1
Minute Maid Park	.250	8	2	0	2	Qualcomm Stadium	.167	12	2	1	1
Dodger Stadium	.200	20	4	0	2	Pacific Bell Park	.222	9	2	0	2
County Stadium	.364	11	4	0	1						
Edison Field	.300	10	3	0	0	Metrodome	.250	8	2	0	0
Camden Yards	.304	23	7	0	3	Yankee Stadium	.278	18	5	0	0
Fenway Park	.250	20	5	0	0	N. A. Coliseum	.158	19	3	0	3
US Cellular Field	.345	29	10	0	1	Kingdome	.385	13	5	0	2
Jacobs Field	.192	26	5	0	2	Tropicana Field	.000	0	0	0	0
Tiger Stadium	.333	15	5	0	0	Ballpark in Arlington	.143	7	1	0	0
Kauffman Stadium	.306	36	11	0	3	SkyDome	.196	285	56	2	21

PEREZ' CAREER FIELDING

POSITION	PCT	G	PO	A	E	TC	DP
First base	1.000	3	10	0	0	10	1
Second base	.980	170	261	410	14	685	103
Third base	.927	35	19	57	6	82	2
Shortstop	.978	137	218	313	12	543	76
Outfield	—	1	0	0	0	0	0
Pitcher	—	1	0	0	0	0	0

PEREZ' GAME HIGHS

HITS: 3 – 11 times, last: 9/9/02 vs NYM ... **RUNS:** 3 – 7/29/95 vs OAK ... **DOUBLES:** 3 – 8/21/00 at CIN ... **HOME RUNS:** 2 – 7/24/01 vs MTL ... **RBI:** 3 – 6 times, last: 7/25/02 at CHL ... **WALKS:** 2 – 7 times, last: 8/6/02 at SD (16 inn) ... **STOLEN BASES:** 1 ... **HITTING STREAK:** 8 games, 9/9-20/96 ... **GRAND SLAMS:** None ... **PINCH-HR:** None ... **INSIDE-THE-PARK HR:** None.



DAN PLESAC

(pronounced PLEE-sack)

B-T: L-L

HT: 6-5; **WT:** 217

AGE: 41

BORN: February 4, 1962, Gary, IN

RESIDES: Valparaiso, IN

ML SERVICE: 17 years

HOW OBTAINED: Re-signed by Phillies as a free agent, 12/7/02.

Left-Handed Pitcher

19

2002 SEASON: Began season with TOR and went 1-2, 3.38 ERA in 19 games ... Lone win was 4/20 at NYY (season-high 1.1 IP) ... Tied season-high 1.1 IP, 5/22 at NYY ... Had 14 SO in 13.1 IP ... Held opponents to a .216 average – lefties, .111 (3-27, 1 HR) and right-handers, .333 (8-24) ... Traded to Phillies, 5/26 ... Made 1st Phillies appearance, 5/28 at NYM, and became the oldest Phillie to appear in a game since 40-year-old Larry Andersen appeared in 29 games in 1994 ... Earned only save of season, 6/25 at FLA ... Recorded career strikeout #1,000 on 8/27 vs MTL (Brad Wilkerson) ... Became just 7th pitcher in NL history to pitch in 1,000 career games with his appearance, 8/28 vs MTL ... Ended season with 1,006 career games, to rank 6th on the all-time list, behind Lee Smith (1,022) in 5th place ... Had a 2.81 ERA in his final 28 games ... Allowed runs in just 8 of 41 games with Phillies ... With Phillies, averaged 10.6 SO/9.0 IP and held lefties to a .125 avg (6-48).

CAREER: 20-year pro ... **1983:** Brewers (AL) 1st selection of June draft (26th overall pick) ... Made pro debut with Paintsville (R) ... Led Appalachian League in wins (9) and strikeouts (85) ... Named to Appy League All-Rookie team ... **1984:** Split the season between Stockton (A) and El Paso (AA) ... Combined for 8-8, 3.36 ERA in 23 starts ... **1985:** Spent entire season with El Paso ... Started 24 of 25 games; making his 1st pro relief appearance ... Led club in wins (12) ... Named to Texas League All-Star team ... **1986:** Spent entire 1st season in the majors with MIL (AL) in the bullpen ... Made ML debut, 4/11 at NYY ... 1st ML win was 4/18 vs NYY (4.0 IP) ... 1st ML save was 5/2 vs CAL ... Finished 2nd on team in games (51) and saves (14) ... **1987:** Finished 4th in AL in saves (23) ... Set a career high with 89 strikeouts in just 79.1 innings (1.2 SO/IP) ... Selected to 1st career All-Star Game (Oakland); threw a perfect inning in relief ... Went 23-24 in save situations ... Injured left elbow on 8/19 while fielding balls during batting practice, but was not disabled ... **1988:** Again finished 4th in AL in saves (30 in 35 opportunities) ... 1st of 2 straight years with 30 or more saves ... Pitched 0.1 inning in the All-Star Game in Cincinnati (1 SO) ... Tendinitis in his left shoulder limited him to just 3 appearances after 8/19 ... **1989:** Set a Milwaukee club record with a career-high 33 saves ... Finished 5th in the AL in saves, converting 33 of 40 opportunities ... Posted a career-best 2.35 ERA, limiting opponents to a .213 average ... Named to the AL All-Star team for the 3rd straight season, becoming the 1st Brewer pitcher ever named in 3 consecutive seasons ... Saved 14 games from 6/15-8/11 ... **1990:** Finished 7th in AL in games (66) and 10th in saves (24) ... 4th straight season he saved 20 or more games ... Recorded 100th career save, 9/30 at BOS (0.2 IP) ... **1991:** Began season in the bullpen ... Allowed just 1 ER over 17 games (18.2 IP) from 4/9-5/23 ... Won his 1st ML start, 8/10 at TEX, 5-2 (5.0 IP, 1 ER), halting a string of 311 consecutive relief appearances ... Remained in rotation through remainder of season ... Threw a career-high 8.0 innings, 9/14 vs DET ... Went 2-3, 4.69 ERA in 10 starts ... **1992:** Made 4 relief appearances before returning to the rotation, 4/24 ... Started 4 games (last: 5/21 at DET), going 1-1, 5.14 ERA, before returning to bullpen for remainder of season – and career ... Went 4-3, 2.17 ERA in 40 games in relief ... Earned one save, 9/4 at DET ... Granted free agency, 10/27 ... Signed by Cubs, 12/8 ... **1993:** 1st season in NL ... Was charged with an error, 7/27 vs SD, halting a streak of 310 consecutive errorless games; 1st error since 7/8/87 ... Recorded 1st NL win, 8/24 at MTL ... Of 10 HR allowed, just one came in the 2nd half ... **1994:** 2nd season with Cubs ... Finished 8th in the NL with 54 games ... Struck out Ryan Klesko, 4/16 vs ATL, career #500 ... Earned 1st NL save, 7/20 at COL; 1st save since 9/4/92 at DET ... Stranded 26 of 33 inherited runners ... Held lefties to a .186 (13-70) average ... Granted free agency, 10/25 ... Signed by Pirates, 9/9 ... **1995:** Began Pirates career with 16.0 inning scoreless streak (13 games) ... Pitched in 500th career game, 6/27 at CHL ... Did not allow a HR until 7/13 (28 games and 30.1 IP) ... Singled for his 1st/only ML hit, 8/12 at LA (John Cummings) ... **1996:** Finished 8th in the NL in games (73); 2nd-most among lefties ... 11 saves were most since 24 in 1990 with MIL ... Struck out 76 batters in 70.1 innings, most since his career-high 89 in 1987 ... Had a 14.0 inning scoreless streak, 7/7-30 ... Traded to Blue Jays with Orlando Merced and Carlos Garcia for 6 players, 11/14 ... **1997:** Returned to the AL with TOR, establishing club record for

appearances by a lefty (73), which also ranked 9th in the AL ... Recorded his only save, 4/22 at ANA ... Threw a season-high 2.0 innings, 7/19 at ANA ... Allowed runs in only 8 of 51 games after 6/1, including a season-best 10-game scoreless streak (6.2 IP), 7/19-8/10 ... Held lefties to a .210 (19-95) average; right-handers, .286 (28-98) ... **1998:** Finished 5th in AL with career-high 78 games ... 78 games were most ever by Blue Jays lefty, breaking his own record, established the previous year ... Allowed just 15 of 80 (19%) inherited runners to score ... Only blown save came on 7/5 at TB (allowed sac fly to Fred McGriff in season-high 1.2 hitless innings) ... Recorded career save #150, 8/13 vs ANA (0.1 IP, 1 HB, 1 SO) ... Held opponents to a .224 average - lefties, .198 and right-handers, .264 ... Member of ML All-Star team which played in Japan in November ... **1999:** Began season with TOR ... Was 0-3, 8.34 ERA when traded to ARI, 6/12 ... Was scored upon in just 5 of the 34 games with ARI ... Earned 50th career victory, 7/17 at TEX ... Had a 10.0 inning scoreless streak, 8/11-9/25 (11 games) ... Streak was halted by a Tony Gwynn HR, 10/1 vs SD; 1st HR surrendered to a lefty since 9/5/98 (Troy O'Leary) ... Both wins with ARI came in extra innings: 7/17 at TEX (10 inn) and 8/11 at CHI (11 inn) ... Held lefties to a .198 (19-96) average ... Appeared in postseason play for 1st time in his career, snapping 2nd-longest dry spell among active players (the longest drought was John Franco's, who also had his halted in 1999) ... **2000:** Finished 2nd on club with 62 games ... Held opponents to a .228 average - lefties, .260 (20-77) and right-handers, .194 (14-72) ... Did not allow an inherited runner to score from 5/4 to 7/8, when Jeremy Giambi hit a grand slam ... Had a career-high 5-game win streak, 6/11-9/13 ... Granted free agency, 10/30 ... Signed by Blue Jays, 12/8 ... **2001:** Returned to the AL and struck out 68 batters in 45.1 innings for TOR (13.5 SO/9.0 IP) ... Ranked 10th in AL, stranding 80.4% (37 of 46) of inherited runners ... Held opponents to a .207 average - lefties, .184 and right-handers, .234 ... Recorded strikeout #900, 4/25 vs TEX (Rafael Palmeiro) ... Career appearance #900 came on 5/18 at TEX (1.0 IP) ... Tied Cy Young with career appearance #906, 6/2 vs BOS ... Threw season-high 2.1 innings, 7/25 at BOS ... Passed Gene Garber for 10th place all-time with appearance #932, 8/12 at ANA ... Earned only save of season, 9/1 vs DET (2.0 IP); 1st save since 7/28/99 at SD ... **MISC:** Has never been on the disabled list ... Despite not pitching for the Brewers since 1992, remains their all-time leader in appearances (365) and saves (133) ... Has committed just 3 errors in 1,006 ML games (through 2002), spanning 1,038.2 innings; last error was 7/27/93 vs SD.

PERSONAL: Daniel Thomas Plesac ... Married Leslie Caufield (1/10/88); 2 daughters, Madeline (7/30/92) and Natalie (11/10/95) ... 1980 graduate of Crown Point High School (IN), where he earned All-State honors in baseball and basketball ... Attended North Carolina State University, where he was a 2-time All-Atlantic Coast Conference selection in baseball and an All-American in 1983 ... Is the proprietor of the 'Three Up-Three Down Farm' ... Hobby: Golf.

DAN PLESAC'S CAREER RECORD

YEAR	CLUB	W-L	ERA	G	GS	CG	SHO	SV	IP	H	R	ER	HR	HB	BB	SO	WP	BK
1983	Paintsville	*9-1	3.50	14	14	2	0	0	82.1	76	44	32	6	1	57	*85	11	*3
1984	Stockton	6-6	3.32	16	16	2	0	0	108.1	106	51	40	7	2	50	101	3	2
	El Paso	2-2	3.46	7	7	0	0	0	39.0	43	19	15	2	0	16	24	0	0
1985	El Paso	12-5	4.97	25	24	2	0	0	150.1	171	91	83	12	0	68	128	13	1
1986	MILWAUKEE	10-7	2.97	51	0	0	0	14	91.0	81	34	30	5	0	29	75	4	0
1987	MILWAUKEE	5-6	2.61	57	0	0	0	23	79.1	63	30	23	8	3	23	89	6	0
1988	MILWAUKEE	1-2	2.41	50	0	0	0	30	52.1	46	14	14	2	0	12	52	4	6
1989	MILWAUKEE	3-4	2.35	52	0	0	0	33	61.1	47	16	16	6	0	17	52	0	0
1990	MILWAUKEE	3-7	4.43	66	0	0	0	24	69.0	67	36	34	5	3	31	65	2	0
1991	MILWAUKEE	2-7	4.29	45	10	0	0	8	92.1	92	49	44	12	3	39	61	2	1
1992	MILWAUKEE	5-4	2.96	44	4	0	0	1	79.0	64	28	26	5	3	35	54	3	1
1993	CHICAGO (NL)	2-1	4.74	57	0	0	0	0	62.2	74	37	33	10	0	21	47	5	2
1994	CHICAGO (NL)	2-3	4.61	54	0	0	0	1	54.2	61	30	28	9	1	13	53	0	0
1995	PITTSBURGH	4-4	3.58	58	0	0	0	3	60.1	53	26	24	3	1	27	57	1	0
1996	PITTSBURGH	6-5	4.09	73	0	0	0	11	70.1	67	35	32	4	0	24	76	4	0
1997	TORONTO	2-4	3.58	73	0	0	0	1	50.1	47	22	20	8	0	19	61	2	0
1998	TORONTO	4-3	3.78	78	0	0	0	4	50.0	41	23	21	4	1	16	55	0	0
1999	TORONTO	0-3	8.34	30	0	0	0	0	22.2	28	21	21	4	0	9	26	2	0
	ARIZONA	2-1	3.32	34	0	0	0	1	21.2	22	9	8	3	0	8	27	1	0
2000	ARIZONA	5-1	3.15	62	0	0	0	0	40.0	34	21	14	4	0	26	45	3	0
2001	TORONTO	4-5	3.57	62	0	0	0	1	45.1	34	18	18	4	1	24	68	1	0
2002	TORONTO	1-2	3.38	19	0	0	0	0	13.1	11	5	5	1	0	6	14	0	0
	PHILLIES	2-1	4.70	41	0	0	0	1	23.0	16	12	12	5	0	12	27	0	0
Minors	TOTALS	29-14	4.03	62	61	6	0	0	380.0	396	205	170	27	3	191	338	27	6
AL	TOTALS	40-54	3.47	627	14	0	0	139	706.0	621	296	272	64	14	260	672	26	8
NL	TOTALS	23-16	4.09	379	0	0	0	17	332.2	327	170	151	38	2	131	332	14	2
ML	TOTALS	63-70	3.67	1006	14	0	0	156	1038.2	948	466	423	102	16	391	1004	40	10

*League Leader

DIVISION SERIES RECORD

YEAR	CLUB, OPP	W-L	ERA	G	GS	CG	SHO	SV	IP	H	R	ER	HR	HB	BB	SO	WP	BK
1999	ARI, STL	0-0	54.00	1	0	0	0	0	0.1	3	2	2	0	0	0	0	0	0

ALL-STAR GAME RECORD

YEAR	CLUB, SITE	W-L	ERA	G	GS	CG	SHO	SV	IP	H	R	ER	HR	HB	BB	SO	WP	BK
1987	MIL, OAK	0-0	0.00	1	0	0	0	0	1.0	0	0	0	0	0	0	1	0	0
1988	MIL, CIN	0-0	0.00	1	0	0	0	0	0.1	0	0	0	0	0	0	1	0	0
1989	MIL, CAL	0-0	0.00	1	0	0	0	0	0.0	1	0	0	0	0	0	0	0	0
ASG	TOTALS	0-0	0.00	3	0	0	0	0	1.1	1	0	0	0	0	0	2	0	0

MAJOR LEAGUE HITTING TOTALS

	AVG	AB	R	H	2B	3B	HR	RBI	SH	SF	HP	BB	SO	SB	CS	E
1999*	.000	1	0	0	0	0	0	0	0	0	0	0	1	0	0	0
Career	.067	15	0	1	0	0	0	0	0	0	0	0	10	0	0	3

*Last year he batted

PLESAC'S CAREER TRANSACTIONS

- Selected by St. Louis Cardinals in 2nd round of June 1980 draft, but did not sign.
- Selected by Milwaukee Brewers in 1st round (26th overall pick) of June 1983 draft.
- Signed by Chicago Cubs as a free agent, December 8, 1992.
- Signed by the Pittsburgh Pirates as a free agent, November 9, 1994.
- Traded to Toronto Blue Jays with Orlando Merced (of) and Carlos Garcia (inf), November 14, 1996, for Jose Silva (rhp), Jose Pett (rhp), Mike Halperin (lhp), Craig Wilson (c), Abraham Nunez (inf) and Brandon Cromer (inf).
- Traded to Arizona Diamondbacks, June 12, 1999, for Tony Batista (inf) and John Frascatore (rhp).
- Signed by Toronto Blue Jays as a free agent, December 8, 2000.
- Traded to Philadelphia, May 26, 2002, for Cliff Politte (rhp).
- Re-signed by Philadelphia as a free agent, December 7, 2002.

PLESAC'S CAREER PITCHING BREAKDOWN

2002					Career					
W-L-S	ERA	G	IP	ER		W-L-S	ERA	G	IP	ER
0-0-0	27.00	1	0.1	1	Atlanta	0-3-1	4.35	26	20.2	10
0-0-0	0.00	3	2.2	0	Chicago	3-0-3	3.44	20	18.1	7
0-0-0	6.75	2	1.1	1	Cincinnati	1-1-5	3.16	33	37.0	13
-	-	-	-	-	Colorado	0-1-2	7.59	23	21.1	18
0-0-1	3.38	3	2.2	1	Florida	3-0-1	2.08	28	26.0	6
-	-	-	-	-	Houston	0-0-1	2.79	22	19.1	6
0-0-0	13.50	3	0.2	1	Los Angeles	3-1-1	3.79	26	19.0	8
0-0-0	0.00	1	0.1	0	Milwaukee	0-0-0	0.87	15	10.1	1
0-0-0	27.00	5	1.1	4	Montreal	4-1-0	4.18	29	23.2	11
1-0-0	0.00	6	4.0	0	New York	4-2-0	2.36	35	34.1	9
-	-	-	-	-	Philadelphia	3-3-1	4.71	32	28.2	15
0-0-0	0.00	1	0.1	0	Pittsburgh	0-0-0	3.46	16	13.0	5
0-0-0	0.00	4	2.1	0	St. Louis	0-0-0	6.12	29	25.0	17
0-0-0	0.00	3	1.2	0	San Diego	0-2-1	3.86	27	21.0	9
-	-	-	-	-	San Francisco	1-2-1	5.47	25	26.1	16
0-0-0	0.00	2	1.2	0	Anaheim	6-4-15	2.18	49	70.1	17
0-0-0	13.50	2	0.2	1	Baltimore	3-3-12	3.27	46	52.1	19
0-0-0	0.00	1	0.1	0	Boston	3-3-7	5.23	54	53.1	31
1-0-0	0.00	1	0.1	0	Chicago	4-7-4	2.59	44	41.2	12
0-0-0	0.00	2	1.0	0	Cleveland	5-2-11	4.00	41	45.0	20
0-0-0	0.00	2	1.2	0	Detroit	2-4-15	2.23	45	60.2	15
-	-	-	-	-	Kansas City	2-4-15	2.13	42	55.0	13
0-1-0	10.13	3	2.2	3	Minnesota	1-4-12	6.25	39	36.0	25
1-1-0	3.38	5	5.1	2	New York	5-6-7	4.34	64	66.1	32
0-0-0	13.50	2	0.2	1	Oakland	2-4-9	3.72	47	46.0	19
0-0-0	0.00	5	2.0	0	Seattle	3-5-11	4.47	51	48.1	24
0-0-0	0.00	1	1.0	0	Tampa Bay	0-0-0	2.61	14	10.1	3
0-1-0	13.50	2	1.1	2	Texas	4-3-9	3.95	49	54.2	24
-	-	-	-	-	Toronto	1-5-12	2.96	35	54.2	18

PLESAC'S CAREER PITCHING BREAKDOWN (continued)

2002						Career				
W-L-S	ERA	G	IP	ER		W-L-S	ERA	G	IP	ER
1-2-0	4.70	9	7.2	4	April	6-15-18	4.03	152	158.2	71
0-0-0	1.50	11	6.0	1	May	8-8-32	3.38	168	178.2	67
1-1-1	7.88	13	8.0	7	June	13-9-33	3.83	191	188.0	80
1-0-0	0.00	8	5.1	0	July	10-16-33	3.68	180	183.1	75
0-0-0	4.50	13	6.0	3	August	16-10-20	3.00	164	171.0	57
0-0-0	5.40	6	3.1	2	September	10-12-18	4.18	142	146.1	68
-	-	-	-	-	October	0-0-2	3.55	9	12.2	5
2-2-0	7.71	26	14.0	12	Home	30-29-75	3.99	479	502.2	223
1-1-1	2.01	34	22.1	5	Road	33-41-81	3.36	527	536.0	200
1-1-0	3.29	20	13.2	5	Day	21-20-47	3.20	356	369.0	131
2-2-1	4.76	40	22.2	12	Night	42-50-109	3.92	650	669.2	292
1-1-1	2.14	32	21.0	5	Grass	43-45-112	3.66	646	715.0	291
2-2-0	7.04	28	15.1	12	Turf	20-25-44	3.67	360	323.2	132
3-3-1	4.63	36	23.1	12	Pre-ASG	32-36-99	3.74	577	597.1	248
0-0-0	3.46	24	13.0	5	Post-ASG	31-34-57	3.57	429	441.1	175
-	-	-	-	-	Starter	3-4-0	4.83	14	69.0	37
3-3-1	4.21	60	36.1	17	Reliever	60-66-156	3.58	992	969.2	386

PLESAC'S CAREER STATS BY BALLPARK

	W-L-S	ERA	G	IP	ER		W-L-S	ERA	G	IP	ER
Bank One Ballpark	2-0-0	3.03	46	29.2	10	County Stadium	14-15-62	3.62	182	258.2	104
Atl.-Fulton Co. Stadium	0-1-0	3.52	9	7.2	3	Miller Park	0-0-0	0.00	1	0.1	0
Turner Field	0-0-0	0.00	2	2.0	0	Olympic Stadium	3-1-0	2.61	11	10.1	3
Wrigley Field	4-2-1	4.46	69	72.2	36	Shea Stadium	1-2-0	3.57	20	17.2	7
Cinergy Field	1-1-3	2.50	18	18.0	5	Veterans Stadium	3-4-0	7.50	38	24.0	20
Mile High Stadium	0-0-1	11.57	3	2.1	3	Three Rivers Stadium	4-4-9	3.32	72	76.0	28
Coors Field	0-1-0	7.04	10	7.2	6	Busch Stadium	0-0-0	9.28	15	10.2	11
Pro Player Stadium	1-0-1	2.70	12	10.0	3	Qualcomm Stadium	0-0-1	2.70	15	10.0	3
Astrodome	0-0-1	4.76	13	11.1	6	3Com Park	1-0-0	4.15	9	13.0	6
Dodger Stadium	2-1-0	3.27	14	11.0	4	Pacific Bell Park	0-0-0	0.00	3	1.1	0
Edison Field	3-2-8	1.24	28	43.2	6	Metrodome	0-2-8	4.05	23	20.0	9
Memorial Stadium	1-2-5	3.45	11	15.2	6	Yankee Stadium	3-3-2	3.45	33	31.1	12
Camden Yards	0-0-0	6.10	11	10.1	7	N. A. Coliseum	0-4-5	5.95	22	19.2	13
Fenway Park	1-0-4	4.13	26	28.1	13	Kingdome	1-2-5	1.99	20	22.2	5
Comiskey Park	2-2-2	3.97	11	11.1	5	SAFECO Field	0-0-0	0.00	5	4.1	0
US Cellular Field	1-2-0	2.57	9	7.0	2	Tropicana Field	0-0-0	6.75	7	4.0	3
Cleveland Stadium	2-1-6	3.26	13	19.1	7	Arlington Stadium	2-1-5	1.57	15	23.0	4
Jacobs Field	0-1-0	7.11	11	6.1	5	Ballpark in Arlington	1-2-0	5.87	12	7.2	5
Tiger Stadium	2-2-9	3.03	26	32.2	11	Exhibition Stadium	0-0-6	0.00	8	9.2	0
Comerica Park	0-0-0	0.00	2	1.2	0	SkyDome	7-8-6	3.94	129	96.0	42
Kauffman Stadium	1-4-6	3.03	22	29.2	10						

MLB ALL-TIME LIST ... 1,000 GAMES PITCHED

1. Jesse Orosco 1,187
2. Dennis Eckersley 1,071
3. Hoyt Wilhelm 1,070
4. Kent Tekulve 1,050
5. Lee Smith 1,022
6. Dan Plesac 1,006
7. Goose Gossage 1,002

BF = active

PLESAC'S CAREER FIELDING

POSITION	PCT	G	PO	A	E	TC	DP
Pitcher	.972	1006	9	95	3	107	6

PLESAC'S GAME HIGHS

STRIKEOUTS: Starter: 7 - 4/24/92 at CAL ... Reliever: 5 - 4 times, last: 8/26/90 at NYY ... **WALKS:** Starter: 5 - 8/15/91 vs TOR ... Reliever: 4 - 6/30/92 at BAL ... **LONGEST OUTING:** Starter: 8.0 inn - 9/14/91 vs DET ... Reliever: 4.1 inn - 3 times, last: 8/19/89 vs BOS ... **WINNING STREAK:** 5 games - 6/11-9/13/00 ... **LOSING STREAK:** 4 games - 4 times, last: 4/24-7/1/99 ... **SCORELESS STREAK:** 17.1 inn - 6/14-7/8/87.



PLACIDO POLANCO

(pronounced PLAH-si-doh Poh-LAHN-co)

B-T: R-R

HT: 5-10; **WT:** 185

AGE: 27, turns 28 on October 10

BORN: October 10, 1975, Santo Domingo, Dominican Republic

RESIDES: Miami, FL

Infielder

ML SERVICE: 4 years, 64 days

HOW OBTAINED: Acquired from the St. Louis Cardinals with Mike Timlin and Bud Smith for Scott Rolen, Doug Nickle and cash, 7/29/02.

27

2002 SEASON: Began season with STL as Opening Day 3rd baseman ... Had a 10-game hit streak to start the season, 4/1-13 (.313, 15-48) ... Hit in a season-best 13 straight games, 6/6-20 (.327, 17-52, 2 HR, 8 RBI) ... Had 1st career multi-HR game, 6/19 vs ANA (2 HR), tying his career high with 4 RBI ... Collected career-high 5 hits, 7/7 vs LA ... Traded to Phillies, 7/29 ... Had a 10-game hit streak, 8/18-29 (.395, 17-43, 5 2B, 2 HR, 5 RBI) ... Missed 2 games with the flu, 9/8-9 ... Hit safely in 38 of his 53 games (72%) with Phillies ... Hit a career-high 9 HR, nearly doubling his previous high of 5 in 2000 ... Finished tied for 3rd in NL in sac hits (13), 7th in avg vs LHP (.338) and was the 5th-hardest batter to strike out (1 SO/14.5 PA) ... For STL, made 78 appearances at 3B, 13 at SS and 6 at 2B; all of his 53 games with the Phillies were at 3rd base ... Had a .978 fielding % (8 E, 370 TC) at 3rd base, ranking 2nd in the NL, behind only ATL's Vinny Castilla (.982, 6 E, 337 TC).

CAREER: Nine-year pro ... **1994:** Made pro debut with Arizona Cardinals (R) ... Hit .290 in July ... Had a HR and 4 RBI, 8/3 vs Athletics ... **1995:** Struck out just once every 13.1 PA at Peoria (A), ranking as 2nd-toughest hitter to fan in the Midwest League ... Played in the Winter Instructional League ... **1996:** Led the Florida State League with 157 hits while playing in a league-high 137 games ... Won the league's fielding title at 2nd base (.993 average), making just 4 errors in 585 total chances ... Led the FSL in hits in May (43) and did not commit an error ... Had a 35-game errorless streak ... Had a 13-game hit streak, 4/13-4/27, (.276, 16-58) ... Had a streak of 71 at-bats (18 games) without striking out ... **1997:** Ranked 2nd among STL minor leaguers in hits (148) and tied for 8th in runs (71) ... Led Texas League 2nd basemen with a .979 fielding % and 425 assists, tied for the lead with 110 double plays for Arkansas (AA) ... Averaged only 1 SO/10 AB ... Had errorless streaks of 26 games (4/13-5/13) and 29 games (7/2-8/4) ... Selected to AA All-Star Game and Texas League All-Star Game ... Hit safely in 21 consecutive games, 6/4-6/22 (.337, 29-86) and followed that with a 12-game streak, 7/10-7/22 (.367, 18-49) ... Singled twice in an 8-run 5th inning, 6/9 vs Jackson ... Went 63 at-bats (15-plus games) without striking out, 7/31-8/15 ... **1998:** Began season with Memphis (AAA) ... Made ML debut, 7/3 at CIN ... Compiled an 11-game hit streak, 8/25-9/6, which tied for 2nd-longest streak on the club ... Committed just 1 error in his first 29 games, playing 24 straight errorless games in that span ... Was the only Cardinal to pinch-hit for Mark McGwire (7/20 at SD) ... Hit 1st career HR, 8/25 vs FLA (Rafael Medina) ... **1999:** Began season with STL as the Opening Day 2nd baseman ... Optioned to Memphis, 7/16 and recalled on 8/1 ... Optioned for 2nd time on 8/20 and recalled again on 9/7 ... Hit .301 in 46 starts with STL, including .359 in 10 of his last 11 starts ... Hit .346 vs left-handers ... Hit a season-best .365 in June ... Was 4-for-13 (.308), 1 RBI as a pinch-hitter ... His lone HR of the year was a leadoff shot, 9/7 at ATL (Terry Mullholland) ... **2000:** First full season in the majors ... Made 65 starts and appeared in 51 games at 2B, 35 at 3B and 29 at SS ... His .324 avg with RISP was best on team (min. 50 at-bats) and he struck out just 7 times in 79 at-bats with RISP ... Hit safely in 22 of 30 starts following the All-Star break ... Overall, batted .318 as a starter ... Was 4-for-15 (.267) as a pinch hitter with 6 RBI ... Had a season-high 4 hits, 4/13 at COL, including 2nd career leadoff HR ... Hit 1st career grand slam, 4/23 vs COL (Scott Karl) ... Hit a 3-run pinch-HR, 9/3 vs NYM ... Was starting 3rd baseman and had a 3-hit game and 2 RBI in Game 1 of Division Series, 10/3 vs ATL ... Started at 3rd base in all 3 games of the Division Series and made 2 starts during the NLCS vs NYM ... **2001:** Opening Day 3rd baseman for STL ... Made 132 starts (92 at 3B, 29 at SS, 10 at 2B and 1 as DH) ... Ranked 3rd on team with 173 hits ... Notched an NL-best 20 three-hit games ... Ranked 7th in the NL with a .350 avg vs LHP (.292 vs RHP) ... Was 6th-toughest batter to strike out in the NL (1 SO/14.2 PA) ... Hit .457 with 7 multi-hit games during an 11-game hit streak, 6/15-26 ... Hit all 3 of his HR in July ... Had a season-high 4 hits, 7/4 at MIL ... Had 3 hits and game-winning RBI, 7/15 vs MIN ... Had a career-best 20-game hit streak, 7/21-8/11 (.333, 28-84); 3rd-longest in the NL and 7th-longest in the majors ... Ended the year with a 6-for-13 (.462) series vs HOU, 10/5-7 ... Started all 5 Division Series games vs Arizona ... Hit .267 (4-15) in the series ... **MISC:** Has the best fielding % among major league 3rd basemen over the past 3 seasons (2000-2002), .983 (min. 500 TC).

PERSONAL: Placido Enrique Polanco ... Married Lily Ruiz; one daughter, Aide Rose (6/4/00) ... 1991 graduate of Santa Clara High School in Santo Domingo, where he played baseball and was a two-time MVP in basketball ... Played baseball for Miami Dade Community College ... Was active in Cardinals Care, taking part in annual Cardinals Care/RBI golf tournament and visits to Cardinal Glennon Hospital ... Honored with Stockton/Broeg Award by the St. Louis Chapter of BBWAA for outstanding achievement both in 2000 and 2001 ... Hobby: Golf.

PLACIDO POLANCO'S CAREER RECORD

YEAR	CLUB	AVG	G	AB	R	H	2B	3B	HR	RBI	SH	SF	HP	BB	SO	SB	CS	E
1994	Ariz. Cardinals	.213	32	127	17	27	3	0	1	10	0	0	1	7	15	4	2	10
1995	Peoria	.266	103	43	43	96	7	4	2	41	11	2	2	18	30	7	6	21
1996	St. Petersburg	.291	*137	*540	65	*157	29	5	0	51	6	7	5	24	34	4	4	4
1997	Arkansas	.291	129	508	71	148	16	3	2	51	6	3	3	29	51	19	5	14
1998	Memphis	.280	70	246	36	69	19	1	1	21	4	1	3	16	15	6	3	5
	ST. LOUIS	.254	45	114	10	29	3	2	1	11	2	0	1	5	9	2	0	7
1999	ST. LOUIS	.277	88	220	24	61	9	3	1	19	3	2	0	15	24	1	3	8
	Memphis	.275	29	120	18	33	4	1	0	10	0	1	1	3	11	2	0	2
2000	ST. LOUIS	.316	118	323	50	102	12	3	5	39	7	3	1	16	26	4	4	3
2001	ST. LOUIS	.307	144	564	87	173	26	4	3	38	14	1	6	25	43	12	3	4
2002	ST. LOUIS	.284	94	342	47	97	19	1	5	27	9	0	4	12	27	3	1	6
	PHILLIES	.296	53	206	28	61	13	1	4	22	4	0	4	14	14	2	2	3
	STL/PHI	.288	147	548	75	158	32	2	9	49	13	0	8	26	41	5	3	9
Minors	TOTALS	.335	500	1584	250	530	78	14	6	184	27	14	15	97	156	42	20	56
ML	TOTALS	.296	542	1769	246	523	82	14	19	156	39	6	16	87	143	24	13	31

* League Leader

POLANCO'S CAREER TRANSACTIONS

- Selected by St. Louis Cardinals in 19th round of June 1994 draft.
- On disabled list with strained right hamstring, July 1-16, 2000.
- Traded to Philadelphia with Mike Timlin (rhp) and Bud Smith (lhp), July 29, 2002, for Scott Rolen (3b), Doug Nickle (rhp) and cash.

DIVISION SERIES RECORD

YEAR	TEAM, OPP	AVG	G	AB	R	H	2B	3B	HR	RBI	SH	SF	HP	BB	SO	SB	CS	E
2000	STL, ATL	.300	3	10	1	3	0	0	0	3	0	0	0	1	0	1	0	0
2001	STL, ARI	.267	5	15	1	4	0	0	0	1	3	1	0	1	1	1	0	1
DS	TOTALS	.280	8	25	2	7	0	0	0	4	3	1	0	2	1	2	0	1

LEAGUE CHAMPIONSHIP SERIES RECORD

YEAR	TEAM, OPP	AVG	G	AB	R	H	2B	3B	HR	RBI	SH	SF	HP	BB	SO	SB	CS	E
2000	STL, NYM	.200	4	5	0	1	0	0	0	0	0	0	0	2	1	0	0	0

POLANCO'S CAREER BATTING BREAKDOWN

2002						Career				
AVG	AB	H	HR	RBI		AVG	AB	H	HR	RBI
.286	7	2	0	0	Arizona	.302	53	16	0	0
.226	31	7	1	2	Atlanta	.337	98	33	2	13
.143	21	3	0	1	Chicago	.279	140	39	2	12
.340	47	16	2	7	Cincinnati	.319	163	52	2	12
.308	13	4	0	0	Colorado	.375	64	24	3	8
.306	36	11	1	8	Florida	.307	101	31	2	12
.271	48	13	0	1	Houston	.291	158	46	1	16
.294	51	15	0	4	Los Angeles	.234	111	26	0	5
.333	45	15	1	4	Milwaukee	.312	141	44	1	15
.364	33	12	1	4	Montreal	.330	91	30	1	8
.250	28	7	0	3	New York	.295	95	28	1	15
-	-	-	-	-	Philadelphia	.300	50	15	0	2
.216	37	8	0	0	Pittsburgh	.250	152	38	0	8
.269	26	7	0	2	St. Louis	.269	26	7	0	2
.341	41	14	1	5	San Diego	.305	95	29	1	8
.235	34	8	0	0	San Francisco	.215	79	17	0	3

POLANCO'S CAREER BATTING BREAKDOWN (continued)

2002						Career				
AVG	AB	H	HR	RBI		AVG	AB	H	HR	RBI
.462	13	6	2	4	Anaheim	.462	13	6	2	4
-	-	-	-	-	Chicago	.467	15	7	0	3
-	-	-	-	-	Cleveland	.125	8	1	0	1
-	-	-	-	-	Detroit	.269	26	7	0	1
.259	27	7	0	4	Kansas City	.281	57	16	0	5
-	-	-	-	-	Minnesota	.348	23	8	1	3
.300	10	3	0	0	Seattle	.300	10	3	0	0
.275	80	22	0	2	April	.313	230	72	3	18
.228	79	18	1	9	May	.272	257	70	1	23
.306	85	26	3	10	June	.314	322	101	3	25
.302	106	32	1	6	July	.298	275	82	4	22
.290	107	31	2	9	August	.295	339	100	3	29
.319	91	29	2	13	September	.283	314	89	5	37
-	-	-	-	-	October	.281	32	9	0	2
.290	283	82	8	26	Home	.294	899	264	12	78
.287	265	76	1	23	Road	.298	870	259	7	78
.279	204	57	3	19	Day	.318	655	208	9	75
.294	344	101	6	30	Night	.283	1114	315	10	81
.283	431	122	6	37	Grass	.293	1502	440	16	132
.308	117	36	3	12	Turf	.311	267	83	3	24
.287	275	79	5	26	Pre-ASG	.306	873	267	8	74
.289	273	79	4	23	Post-ASG	.286	896	256	11	82
.338	151	51	3	12	vs LHP	.332	494	164	8	49
.270	397	107	6	37	vs RHP	.282	1275	359	11	107
.263	133	35	2	36	RISP	.273	417	114	6	132
.286	7	2	0	3	Bases loaded	.200	35	7	1	20
.333	9	3	0	2	Pinch-hitting	.286	49	14	1	11
-	-	-	-	-	DH	.000	3	0	0	0

POLANCO'S CAREER STATS BY BALLPARK

	AVG	AB	H	HR	RBI		AVG	AB	H	HR	RBI
Bank One Ballpark	.313	32	10	0	0	Miller Park	.346	52	18	1	7
Turner Field	.321	53	17	1	7	Olympic Stadium	.316	57	18	0	6
Wrigley Field	.283	60	17	2	7	Shea Stadium	.208	48	10	0	6
Cinergy Field	.352	71	25	0	5	Veterans Stadium	.308	117	36	3	10
Coors Field	.457	35	16	2	4	Three Rivers Stadium	.281	32	9	0	3
Pro Player Stadium	.240	50	12	0	4	PNC Park	.244	45	11	0	3
Astrodome	.267	15	4	0	3	Busch Stadium	.293	820	240	9	71
Minute Maid Park	.321	56	18	1	4	Qualcomm Stadium	.328	64	21	0	4
Dodger Stadium	.136	44	6	0	2	3Com Park	.000	6	0	0	1
County Stadium	.353	17	6	0	2	Pacific Bell Park	.286	28	8	0	1
Tiger Stadium	1.000	3	3	0	1	Metrodome	.364	11	4	0	0
Comerica Park	.286	7	2	0	0	SAFECO Field	.300	10	3	0	0
Kauffman Stadium	.250	36	9	0	5						

POLANCO'S CAREER FIELDING

POSITION	PCT	G	PO	A	E	TC	DP
First base	1.000	1	2	1	0	3	0
Second base	.983	152	263	303	10	576	77
Third base	.981	278	168	520	13	701	57
Shortstop	.982	121	146	287	8	441	57

POLANCO'S CAREER HIGHS

HITS: 5 - 7/7/02 vs LA ... **RUNS:** 3 - 9 times, last: 7/7/02 vs LA ... **DOUBLES:** 2 - 8/27/00 at ATL; 8/10/01 at NYM; 7/14/02 at SD ... **TRIPLES:** 1 ... **HOME RUNS:** 2 - 6/19/02 vs ANA ... **RBI:** 4 - 4/23/00 vs COL; 9/23/00 at CHI; 6/19/02 vs ANA ... **WALKS:** 2 - 5 times, last: 9/1/02 at NYM ... **STOLEN BASES:** 1 ... **HITTING STREAK:** 20 games - 7/21-8/11/01 ... **PINCH-HR:** 9/3/00 vs NYM ... **GRAND SLAMS:** 1 - 4/23/00 vs COL (Scott Karl).



TODD PRATT

B-T: R-R

HT: 6-3; **WT:** 235

AGE: 36

BORN: February 9, 1967, Bellevue, NE

RESIDES: Deerfield Beach, FL

ML SERVICE: 8 years, 52 days

HOW OBTAINED: Re-signed by Phillies as a minor league free agent, 1/6/03.

Catcher

3

2002 SEASON: Rebounded from a career-worst .185 avg in 2001 to hit a career-best .311; however, as backup to Mike Lieberthal appeared in 39 games, fewest since 1997 ... Hit in 8 straight, 4/6-5/19 (.483, 14-29, 4 2B, 4 RBI), tying his career best ... Also tied his career high with 4 hits, 4/14 vs CIN, and stole a base (1st steal since 5/23/01 at MTL) ... Walked in 6 straight, 5/26-6/23 (8 BB) ... Tied his career best with his 2nd stolen base, 7/1 vs NYM; has not been caught stealing since 9/19/97 at FLA (4-for-his-last-4) ... Homered in back-to-back games, 7/31 & 8/5; first 2 HR of season ... Walked a career-high 4 times, 8/25 at STL ... Went 2-for-4, 2B, HR and a season-high 3 RBI, 9/1 at NYM ... Did not make an error in 249 TC as catcher and threw out 25% of runners attempting to steal (6-24) ... Made 2 starts at 1st base, 8/22 at MTL and 9/6 vs NYM (0 E, 20 TC) ... Hit safely in 25 of 34 starts.

CAREER: 17-year pro ... **1985:** Red Sox' 6th round pick in June draft ... Signed by Ray Boone ... **1986:** Led South Atlantic League catchers with 660 putouts and 9 double plays ... **1987:** Led Winter Haven (A) in RBI (65) ... Drafted by CLE in December's Rule 5 Draft ... Returned to BOS in March, 1988 ... **1988:** Led New Britain (AA) in RBI (49) ... **1991:** Started season as backup catcher for Pawtucket ... Hit .333 in 17 June games ... As a pinch-hitter, hit .800 (4-5), 1 HR, 5 RBI ... International League Player of the Week, 6/30-7/6 and 7/7-13, had 7-game hit streak and 17 RBI in 12 games ... Raised average from .284 at end of June to .331 on 7/15 ... Placed on DL, 7/30 through remainder of season (fractured hook of hamate) when swung and missed a pitch, 7/29 ... Had surgery to remove fractured piece, 8/12 ... Played winter ball in Venezuela ... Selected by Phillies in December's Rule 5 Draft ... **1992:** Began season at Reading (AA) where he was Eastern League Player of the Week, 5/25-31 (.429, 4 HR, 9 RBI) ... Promoted to Scranton (AAA), 6/7 ... IL Player of the Week, 6/28-7/4 (.407, 10 RBI) ... Had contract purchased by Phillies, 7/28 ... Made ML debut in 1st start, 7/29 vs NYM ... Got 1st ML hit (single), 8/2 at MTL (Chris Nabholz) ... Hit 1st ML HR, 8/9 vs MTL (Mark Gardner) ... Had career-high 4 RBI, 8/3 vs ATL ... Hit .310, 10 RBI in 11 starts ... **1993:** First full season as Darren Daulton's backup ... Phils were 12-7 in his 19 starts ... Had 5 HR and 11 RBI as a starter ... On DL, 4/28-5/27, with a sprained right ankle ... 4 of his 5 HR were hit to the opposite field ... Hit .353 (18-51), 4 HR, 10 RBI in the 2nd half ... Had 1st career 2-HR game, 8/1 vs PIT ... Hit .318, 8 RBI with RISP ... Hit in 8 of last 10 games, .419 (13-31) with 7 extra-base hits ... Made 1st post-season appearance, catching 9th inning of Game 2 in NLCS (went 0-1) ... Played winter ball for Oriente of the Venezuelan League ... **1994:** Of his 28 games, 26 were starts at catcher ... Hit 1st career triple, 5/29 vs FLA ... Collected a career-high 5 RBI, 7/4 at SD (2-3, 1 HR) ... Had 3 hits, 8/11 vs NYM ... **1995:** Signed by CHI as minor league free agent, 4/8 ... Made CHI Opening Day roster ... Played in 25 games ... Optioned to Iowa (AAA), 7/21 ... **1996:** Signed with SEA, 1/24 ... Appeared in 8 spring training games and hit .364 (4-11) with 3 runs scored ... Released on 3/26 ... Did not play the rest of the year ... Signed with NYM, 12/23 ... **1997:** Began season with Norfolk (AAA) ... Selected to play in Triple-A All-Star Game in Des Moines, IA ... Had contract purchased, 7/3 ... Hit a 2-run HR (Al Leiter) in 1st at-bat for the Mets, 7/4 vs FLA ... Became 1st Mets player to hit a HR in his 1st official at-bat since Jose Vizcaino (4/4/94 at CHI) ... Had arthroscopic surgery to repair a medial meniscus tear of the right knee on 11/4 at the Hospital for Special Surgery in Manhattan (performed by Mets team physician Dr. David Altchek) ... **1998:** Began the year at Norfolk ... Recalled on 5/5 ... Placed on DL, 5/11, retroactive to 5/7, with thoracic nerve palsy of the right shoulder ... Activated on 6/23 after rehabilitation assignments at Norfolk, St. Lucie (A) and the Gulf Coast Mets ... Optioned back to Norfolk, 7/31 ... Recalled on 8/3 and optioned back on 8/10 ... Recalled for a 3rd time, 8/28 ... **1999:** Started 28 games at catcher and one in left field ... Hit a HR in consecutive starts, 4/21-22 at CIN ... Stole 1st career base, 6/25 at ATL ... Stole 2nd career base, 7/28 vs PIT ... Made ML debut in the outfield with a start in left field, 5/9 at ARI ... Hit .321 (9-28) during a career-best 8-game hit streak, 4/9-17 ... Hit a solo HR in bottom of 10th inning in Game 4 of the NLDS to beat ARI, 4-3, helping Mets defeat the Diamondbacks (3 games to 1) to advance to the NLCS ... It was the 4th post-season series-clinching walk-off HR in baseball history ... Signed a 2-year contract with the Mets, 11/17 ... **2000:** Started 38 games at catcher ... In those 38 starts, hit .302 (39-129) with 6 HR, 16 RBI, 19 BB, 25 R ... Had a .481 slugging % and a .401 on-base % as a starter ... Threw out 39% (14 of 36) of potential base stealers ... Clubbed a 3-run HR in 1st at-bat of the year, 4/6 vs SD ... Had a career-high 4 hits (4-5), 4/29 at COL ... Hit 1st career pinch-hit HR and 1st grand slam in the 9th inning, 5/30 at LA (Terry Adams) ... Had 4 HR and 7 RBI in 5 games, 5/23-6/2 ... Was HBP twice in Game 1 of the World Series, tying a WS record, done 3 previous times (last by Frank Robinson, Game 4, October 8, 1961) ... **2001:** Began season with NYM ... Hit .280 (7-25) in May with 3 2B, 1 HR in 13 games ... Traded to PHI, 7/23 ... Made PHI season debut in a start, 7/25 vs MTL (0-3, BB) ... Hit career-high 3 doubles, 8/4 at SF; most by a Phillie since Tomas Perez hit 3, 8/21/00 at CIN ... Reached base safely in first 12 games as a Phillie, .382 (13-34), 9 BB ... Had season-high 3 RBI, 8/1 at COL and 8/29 at NYM ... Made 1 start at 1st base (5th career) in final game of season, 10/7 at CIN ... Threw out 33% of runners attempting to steal with Phillies (4-12); overall, threw out 25% (9-36) ... **MISC:** Has thrown out 30% of runners attempting to steal (67-220).

PERSONAL: Todd Alan Pratt ... Married, wife's name is Tracy; three sons, Quade (9/6/95), Jake Ryan (11/27/98) and Kolby (1/16/03) and one daughter, Kamille (1/16/03) ... 1985 graduate of Hilltop High School in Chula Vista, CA ... Lettered in baseball, football and basketball in high school ... Was named to the All-San Diego High School team ... Worked as an instructor at the Bucky Dent School of Baseball in Delray Beach, FL during the 1996 season.

TODD PRATT'S CAREER RECORD

YEAR	CLUB	AVG	G	AB	R	H	2B	3B	HR	RBI	SH	SF	HP	BB	SO	SB	CS	E
1985	Elmira	.134	39	119	7	16	1	1	0	5	3	1	1	10	27	0	1	6
1986	Greensboro	.241	107	348	63	84	16	0	12	56	4	4	5	74	114	0	1	13
1987	Winter Haven	.258	118	407	57	105	22	0	12	65	0	6	1	70	94	0	1	10
1988	New Britain	.225	124	395	41	89	15	2	8	49	1	6	3	41	110	1	4	13
1989	New Britain	.228	109	338	30	77	17	1	2	35	1	5	7	44	66	1	2	11
1990	New Britain	.231	70	195	15	45	14	1	2	22	3	2	0	18	56	0	1	3
1991	Pawtucket	.292	68	219	27	64	16	0	11	41	5	0	3	23	42	0	3	4
1992	Reading	.333	41	132	20	44	6	1	6	26	0	0	0	24	28	2	0	2
	Scranton	.320	41	125	20	40	9	1	7	28	1	2	0	30	14	1	0	3
	PHILLIES	.283	16	46	6	13	1	0	2	10	0	0	0	4	12	0	0	2
1993	PHILLIES	.287	33	87	8	25	6	0	5	13	1	1	1	5	19	0	0	2
	Scranton - a	.222	3	9	1	2	1	0	0	1	0	0	0	3	1	0	0	0
1994	PHILLIES	.196	28	102	10	20	6	1	2	9	0	0	0	12	29	0	1	0
1995	CHICAGO (NL)	.133	25	60	3	8	2	0	0	4	0	1	0	6	21	0	0	3
	Iowa	.328	23	58	3	19	1	0	0	5	0	0	0	4	17	0	0	1
1996	Did Not Play																	
1997	Norfolk	.301	59	206	42	62	8	3	9	34	2	1	2	26	48	1	2	4
	NEW YORK (NL)	.283	39	106	12	30	6	0	2	19	0	0	2	13	32	0	1	2
1998	Norfolk	.356	35	118	16	42	6	0	7	30	1	1	4	15	19	2	0	1
	NEW YORK (NL)	.275	41	69	9	19	9	1	2	18	0	0	0	2	20	0	0	2
	St. Lucie - a	.450	5	20	2	9	1	0	1	3	0	0	2	1	5	1	0	0
	Mets, GCL - a	.250	2	4	1	1	0	0	0	0	0	0	0	4	1	0	0	0
1999	NEW YORK (NL)	.293	71	140	18	41	4	0	3	21	0	2	3	15	32	2	0	1
2000	NEW YORK (NL)	.275	80	160	33	44	6	0	8	25	2	1	5	22	31	0	0	1
2001	NEW YORK (NL)	.163	45	80	6	13	5	0	2	4	0	1	2	15	36	1	0	1
	PHILLIES	.204	35	93	12	19	3	0	2	7	1	0	1	19	25	0	0	3
	NYM/PHI	.185	80	173	18	32	8	0	4	11	1	1	3	34	61	1	0	4
2002	PHILLIES	.311	39	106	14	33	11	0	3	16	0	2	4	24	28	2	0	0
Minors	TOTALS	.260	844	2693	345	699	133	10	77	400	21	28	28	387	642	9	15	71
ML	TOTALS	.253	452	1049	131	265	59	2	31	146	4	8	18	137	285	5	2	17

a - Rehabilitation Assignment

DIVISION SERIES RECORD

YEAR	CLUB, OPP	AVG	G	AB	R	H	2B	3B	HR	RBI	SH	SF	HP	BB	SO	SB	CS	E
1999	NYM, ARI	.125	3	8	2	1	0	0	1	1	0	0	0	2	1	0	0	0
2000	NYM, SF	.000	1	1	0	0	0	0	0	0	0	0	0	0	0	0	0	0
DS	TOTALS	.111	4	9	2	1	0	0	1	1	0	0	0	2	1	0	0	0

LEAGUE CHAMPIONSHIP SERIES RECORD

YEAR	CLUB, OPP	AVG	G	AB	R	H	2B	3B	HR	RBI	SH	SF	HP	BB	SO	SB	CS	E
1993	PHI, ATL	.000	1	1	0	0	0	0	0	0	0	0	0	0	1	0	0	0
1999	NYM, ATL	.500	4	2	0	1	0	0	0	3	0	1	0	1	1	0	0	0
2000	NYM, STL	Did Not Play																
LCS	TOTALS	.333	5	3	0	1	0	0	0	3	0	1	0	1	2	0	0	0

WORLD SERIES RECORD

YEAR	CLUB, OPP	AVG	G	AB	R	H	2B	3B	HR	RBI	SH	SF	HP	BB	SO	SB	CS	E
1993	PHI, TOR	Did Not Play																
2000	NYM, NYY	.000	1	2	1	0	0	0	0	0	0	0	2	1	2	0	0	0

PRATT'S CAREER TRANSACTIONS

- Selected by Boston Red Sox in 6th round of June 1985 draft.
- Selected by Cleveland Indians in annual Major League winter draft (Rule 5), December 7, 1987.
- Returned to Red Sox organization in March 1988.
- Signed by Baltimore Orioles as a minor league free agent, November 13, 1991.
- Selected by Philadelphia in annual Major League winter draft (Rule 5), December 9, 1991.
- On disabled list with a sprained right ankle, April 28-May 27, 1993; included rehabilitation assignment to Scranton.
- Signed by Chicago Cubs as a minor league free agent, April 8, 1995.
- Signed by Seattle Mariners as a minor league free agent, January 24, 1996.
- Signed by New York Mets as a minor league free agent, December 23, 1996.
- Re-signed by the Mets, December 17, 1998.
- Traded to Philadelphia, July 23, 2001, for Gary Bennett (c).
- Re-signed by Philadelphia as a minor league free agent, December 15, 2001.
- Re-signed by Philadelphia as a minor league free agent, January 6, 2003.

PRATT'S CAREER BATTING BREAKDOWN

2002						Career				
AVG	AB	H	HR	RBI		AVG	AB	H	HR	RBI
.333	6	2	0	0	Arizona	.250	44	11	1	8
.400	5	2	0	1	Atlanta	.240	75	18	0	15
.200	5	1	0	0	Chicago	.239	46	11	0	6
.625	8	5	0	0	Cincinnati	.220	82	18	4	7
.250	4	1	0	0	Colorado	.459	37	17	3	11
.273	11	3	0	1	Florida	.237	114	27	1	17
-	-	-	-	-	Houston	.209	43	9	0	1
.333	3	1	1	2	Los Angeles	.234	47	11	2	7
.000	4	0	0	0	Milwaukee	.150	20	3	0	3
.300	10	3	0	2	Montreal	.190	116	22	2	8
.300	20	6	1	6	New York	.300	60	18	2	10
-	-	-	-	-	Philadelphia	.268	41	11	1	7
.400	5	2	0	2	Pittsburgh	.267	60	16	4	12
.200	5	1	0	0	St. Louis	.321	53	17	1	3
.333	6	2	0	0	San Diego	.340	50	17	4	11
.333	3	1	1	2	San Francisco	.257	74	19	3	11
.500	2	1	0	0	Baltimore	.360	25	9	0	3
-	-	-	-	-	Boston	.500	6	3	0	1
.000	4	0	0	0	Detroit	.000	4	0	0	0
.400	5	2	0	0	Minnesota	.400	5	2	0	0
-	-	-	-	-	New York	.056	18	1	0	0
-	-	-	-	-	Tampa Bay	.222	9	2	1	1
-	-	-	-	-	Toronto	.150	20	3	2	4
.550	20	11	0	4	April	.313	134	42	5	23
.267	15	4	0	2	May	.221	122	27	5	19
.263	19	5	0	0	June	.188	144	27	2	9
.222	18	4	1	4	July	.258	244	63	9	42
.143	14	2	1	2	August	.290	214	62	7	29
.350	20	7	1	4	September	.233	172	40	3	24
-	-	-	-	-	October	.211	19	4	0	0
.383	60	23	2	7	Home	.247	507	125	14	72
.217	46	10	1	9	Road	.258	542	140	17	74
.303	66	20	2	11	Day	.263	487	128	12	60
.325	40	13	1	5	Night	.244	562	137	19	86
.195	41	8	1	7	Grass	.247	663	164	14	102
.385	65	25	2	9	Turf	.262	386	101	17	44
.356	59	21	0	6	Pre-ASG	.238	504	120	16	69
.255	47	12	3	10	Post-ASG	.266	545	145	15	77
.417	24	10	1	4	vs LHP	.293	335	98	13	64
.280	82	23	2	12	vs RHP	.234	714	167	18	82
.226	31	7	1	13	RISP	.227	308	70	10	115
.000	0	0	0	2	Bases loaded	.400	30	12	1	33
.000	3	0	0	0	Pinch-hitting	.151	86	13	1	10
-	-	-	-	-	DH	.500	2	1	0	1

PRATT'S CAREER STATS BY BALLPARK

	AVG	AB	H	HR	RBI		AVG	AB	H	HR	RBI
Bank One Ballpark	.286	14	4	0	1	Miller Park	.000	7	0	0	0
Atl.-Fulton Co. Stadium	.143	14	2	0	3	Olympic Stadium	.237	38	9	0	3
Turner Field	.250	32	8	0	4	Shea Stadium	.254	283	72	7	52
Wrigley Field	.179	67	12	0	6	Veterans Stadium	.273	238	65	10	29
Cinergy Field	.233	43	10	4	5	Three Rivers Stadium	.185	27	5	1	2
Coors Field	.500	16	8	2	6	PNC Park	.250	4	1	0	2
Pro Player Stadium	.193	57	11	0	6	Busch Stadium	.314	35	11	1	2
Astrodome	.313	16	5	0	1	Qualcomm Stadium	.364	22	8	2	6
Minute Maid Park	.222	9	2	0	0	3Com Park	.133	15	2	0	1
Dodger Stadium	.200	20	4	1	4	Pacific Bell Park	.400	20	8	1	3
County Stadium	.400	5	2	0	2						
Camden Yards	.400	20	8	0	3	Yankee Stadium	.071	14	1	0	0
Fenway Park	.600	5	3	0	1	Tropicana Field	.143	7	1	0	0
Comerica Park	.000	4	0	0	0	SkyDome	.176	17	3	2	4

PRATT'S CAREER FIELDING

POSITION	PCT	G	PO	A	E	TC	DP	PB
Catcher	.992	364	1965	112	17	2094	21	24
First base	1.000	7	36	2	0	38	2	
Outfield	1.000	1	1	0	0	1	0	

PRATT'S GAME HIGHS

HITS: 4 - 4/29/00 at COL; 4/14/02 vs CIN ... **RUNS:** 3 - 7/11/97 at ATL and 8/15/00 vs COL ... **DOUBLES:** 3 - 8/4/01 at SF ... **TRIPLES:** 1 - last: 5/6/98 vs ARI ... **HOME RUNS:** 2 - 8/1/93 vs PIT ... **RBI:** 5 - 7/4/94 vs SD ... **WALKS:** 4 - 8/25/02 at STL ... **STOLEN BASES:** 1 ... **HITTING STREAK:** 8 games - 4/9-17/99; 4/6-5/19/02 ... **GRAND SLAMS:** 1 - 5/30/00 at LA (Terry Adams) ... **PINCH-HR:** 5/30/00 at LA.



NICK PUNTO

B-T: S-R

HT: 5-9; **WT:** 175

AGE: 25, turns 26 on November 8

BORN: November 8, 1977, San Diego, CA

RESIDES: Mission Viejo, CA

ML SERVICE: 68 days

HOW OBTAINED: Phillies 21st round pick in June 1998 draft.

Infielder

8

2002 SEASON: Began season in majors after INF Tomas Perez sprained his left knee during spring training ... Hit .333 (1-3) in limited play (3 PH appearances) before being optioned to Scranton (AAA), 4/15 ... Lone hit was a single, 4/11 vs ATL ... Tied for International League lead in stolen bases (42), becoming just 2nd player in Red Barons history to steal 40 or more bases in a season and 1st since Tommy Barrett stole 44 in Scranton's first season (1989) ... Played all 115 games with Scranton at shortstop ... Hit .271, but had a .378 on-base % ... Led all Phillies minor leaguers with 76 walks ... Left game with a strained groin, 6/4 vs Charlotte, and missed the next 4 games ... Placed on 7-day DL, 6/19, with a strained left hamstring ... Activated on 7/2 ... Selected to start triple-A All-Star Game and post-season All-Star team ... Hit .325 (64-197) in his final 48 games to raise his average from .228 to .271 ... Had 38 multi-hit games and 8 multi-steal games ... Stole a season-high 3 bases twice, 7/23 vs Buffalo and 8/7 vs Buffalo ... Became Scranton's all-time stolen base leader, 8/7 ... Hit a season-best .328 (42-128) during August ... Hit .343 (37-108) vs left-handed pitching ... Hit .250 (3-12), 3 BB, 2 SB in 3 playoff games vs Buffalo ... Recalled on 9/7 ... Appeared in 6 games (0-3, sac), 2 as pinch-runner, 3 as pinch-hitter and once as defensive replacement ... Played winter ball for Culiacan in Mexico.

CAREER: Five-year pro ... **1998:** Selected by Phillies in 21st round of June draft ... Made pro debut at Batavia (A) ... Ranked 4th in New York-Penn League in at-bats (279), 5th in walks (42) and led NYPL shortstops in double plays (45) ... Led all Phillies short-season minor leaguers in games (72) and at-bats ... Played in the Florida Instructional League ... **1999:** Spent entire season at Clearwater (A) ... Finished tied for 7th (with teammate Jason Michaels) in Florida State League in hitting (.305), 3rd in on-base % (.404) ... Tallied 38 multi-hit games (12 games with 3+ hits) ... Twice named Phillies Minor League Player of the Week, 4/19 and 5/25 ... Had a 10-game hit streak, 5/3-5/12 ... Collected 2 hits in 5 consecutive games ... Had arthroscopic surgery to repair the meniscus in his left knee, 7/20 ... Played in the FIL ... **2000:** Spent entire season at Reading (AA) ... Led Eastern League in fielding % for shortstops (.963) ... Set professional highs in runs (77) and HR (5) ... Reached base safely in 33 straight games, 6/17-7/28, .286 (38-133, 18 BB) ... Had 4-RBI game, 7/6 at Altoona ... Stole 3

bases, 8/11 at Akron ... Appeared in 2 EL playoff games ... Hit .176 in Arizona Fall League, playing 2B, SS and 3B ... Had hernia surgery, 11/30 ... **2001:** Spent entire season at Scranton ... Led all International League players in assists (398) and finished 3rd in stolen bases (33) and 4th in walks (68) and stolen base % (.786) ... Led all IL shortstops in games (123) ... Reached career highs in G (123), AB (463) and 2B (19) ... Injured ankle in home plate collision, 4/29 at Buffalo, and missed 3 games ... On DL with a sore right knee, 6/8-6/16 ... Stole 3 bases, 6/25 vs Charlotte ... Stole a base in 5 consecutive games, 7/8-15 and 14 straight bases overall, 6/25-7/15 ... Went 5-for-6, 3 runs, 2B, 3B, 2 RBI, 7/28 vs Indianapolis ... Recalled on 9/1 ... Singled in 1st ML at-bat, 9/9 at MTL (pinch-hit off Bob Scanlan) ... Made 1st and only ML start, 10/7 at CIN, at shortstop (1-4) ... Played winter ball for Culiacan, Mexico.

PERSONAL: Nicholas Paul Punto ... Single ... 1996 graduate of Trabuco Hills HS (Mission Viejo, CA) ... Attended Saddleback Community College ... Played Little League, Babe Ruth, Connie Mack, American Legion ball ... Father, Lou Punto, was drafted by the Boston Red Sox organization ... Hobbies: Golf and bottle cap baseball.

NICK PUNTO'S CAREER RECORD

YEAR	CLUB	AVG	G	AB	R	H	2B	3B	HR	RBI	SH	SF	HP	BB	SO	SB	CS	E
1998	Batavia	.247	72	279	51	69	9	4	1	20	0	1	1	42	48	19	7	27
1999	Clearwater	.305	106	400	65	122	18	6	1	48	3	5	3	67	53	16	6	24
2000	Reading	.254	121	456	77	116	15	4	5	47	14	6	2	69	71	33	10	20
2001	Scranton	.229	123	463	57	106	19	5	1	39	3	1	0	68	114	33	9	21
	PHILLIES	.400	4	5	0	2	0	0	0	0	0	0	0	0	0	0	0	0
2002	PHILLIES	.167	9	6	0	1	0	0	0	0	1	0	0	0	3	0	0	1
	Scranton	.271	115	443	74	120	12	5	1	29	6	3	2	76	84	42	8	19
Minors	TOTALS	.261	537	2041	324	533	73	24	9	183	26	16	8	322	370	143	40	111
ML	TOTALS	.273	13	11	0	3	0	0	0	0	1	0	0	0	3	0	0	1

Tied for League Lead

PUNTO'S CAREER TRANSACTIONS

- Selected by Minnesota Twins in 33rd round of June 1997 draft, but did not sign.
- Selected by Philadelphia in 21st round of June 1998 draft.

PUNTO'S CAREER BATTING BREAKDOWN

2002						Career				
AVG	AB	H	HR	RBI		AVG	AB	H	HR	RBI
.333	3	1	0	0	Atlanta	.333	3	1	0	0
.000	0	0	0	0	Cincinnati	.250	4	1	0	0
.000	2	0	0	0	Florida	.000	2	0	0	0
-	-	-	-	-	Montreal	1.000	1	1	0	0
.000	1	0	0	0	New York	.000	1	0	0	0
.333	3	1	0	0	April	.333	3	1	0	0
.000	3	0	0	0	September	.250	4	1	0	0
-	-	-	-	-	October	.250	4	1	0	0
.167	6	1	0	0	Home	.167	6	1	0	0
.000	0	0	0	0	Road	.400	5	2	0	0
.000	2	0	0	0	Day	.286	7	2	0	0
.250	4	1	0	0	Night	.250	4	1	0	0
.000	0	0	0	0	Grass	.250	4	1	0	0
.167	6	1	0	0	Turf	.286	7	2	0	0
.333	3	1	0	0	Pre-ASG	.333	3	1	0	0
.000	3	0	0	0	Post-ASG	.250	8	2	0	0
.000	2	0	0	0	vs LHP	.250	4	1	0	0
.250	4	1	0	0	vs RHP	.286	7	2	0	0
.000	2	0	0	0	RISP	.000	3	0	0	0
.000	0	0	0	0	Bases loaded	.000	1	0	0	0
.200	5	1	0	0	Pinch-hitting	.333	6	2	0	0

PUNTO'S CAREER STATS BY BALLPARK

	AVG	AB	H	HR	RBI		AVG	AB	H	HR	RBI
Cinergy Field	.250	4	1	0	0	Veterans Stadium	.167	6	1	0	0
Olympic Stadium	1.000	1	1	0	0						

PUNTO'S CAREER FIELDING

POSITION	PCT	G	PO	A	E	TC	DP
Second base	1.000	1	1	1	0	2	1
Shortstop	.800	2	2	2	1	5	0



JUAN RICHARDSON

B-T: R-R

HT: 6-1; **WT:** 175

AGE: 24

BORN: January 27, 1979, Bani, DR

RESIDES: Bani, DR

HOW OBTAINED: Signed by Phillies as an amateur free agent, 7/1/98.

Third Baseman

68

2002 SEASON: Spent entire season with Clearwater (A) . . . Ranked 4th in FSL in RBI (83) and tied for 4th in HR (18) . . . RBI total tied professional high . . . Homered in back-to-back games, 5/10-11 . . . Had two season-high 6-RBI games, 6/23 vs Lakeland (3-5, 2B, 2 HR, 3 R) and 7/12 vs St. Lucie (3-4, 2B, HR, BB, 3 R) and one 5-RBI game, 5/26 at Dunedin . . . Slugged two homers in a game twice, 6/23 and 5/26 . . . Added to Florida State League All-Star roster the day before the game . . . Named MVP of FSL All-Star Game (3-4, 2B, HR, RBI) after hitting game-winning HR in bottom of 9th inning . . . Had 10 RBI over final 10 games of season, 8/19-31 . . . Hit .556 (5-9), 2 HR, 15 RBI with bases loaded, .302 with RISP and .313 with RISP and two outs . . . Played winter ball in Cibao, DR.

CAREER: Four-year pro . . . **1999:** Began pro career with Gulf Coast Phillies (R) . . . Led team in 2B (14), HR (5) and RBI (23) . . . Tied for 5th in GCL in HR and 2nd in 2B . . . Finished 1st among GCL 3rd basemen in fielding % (.914) and putouts (37) . . . Promoted to Piedmont (A), 7/23 . . . Sent back to GCL, 7/30 . . . **2000:** Began season at Piedmont . . . Reached base safely in 17 consecutive games at Piedmont, 4/29-7/18 (.328, 19-58, 7 BB), despite a hiatus midway through the streak . . . Sent to extended spring training, 5/7, where he was assigned to Batavia (A) . . . Outrighted back to Piedmont, 7/2 . . . On DL, 8/18 through remainder of season, with a sore right wrist . . . Played in Florida Instructional League . . . **2001:** Spent season with Lakewood (A) . . . Led South Atlantic League in games (137), tied for 3rd in extra-base hits (55), 4th in RBI (83), 5th in at-bats (505) and tied for 5th in doubles (31) . . . Finished 2nd among all Phillies minor leaguers with 22 HR and 83 RBI and tied Reading's Marlon Byrd with most games . . . Led team in G, AB, R (68), H (121), HR, RBI, BB (51) and multi-hit games (32) . . . 10 of 22 HR came in May . . . Had season-high 15-game hit streak, 6/17-7/6, .351 (20-57), 7 2B, 1 3B, 6 HR, 17 RBI . . . Had an RBI in 5 straight games, 6/30-7/6 (11 total) . . . Had season-high 3 doubles, 6/30 vs Hickory . . . Hit .500 (5-10), 13 RBI with bases loaded . . . Played in Florida Instructional League.

PERSONAL: Juan Miguel Richardson . . . Single . . . Graduate of Liceo Quija Quieta High School.

JUAN RICHARDSON'S CAREER RECORD

YEAR	CLUB	AVG	G	AB	R	H	2B	3B	HR	RBI	SH	SF	HP	BB	SO	SB	CS	E
1999	Phillies, GCL	.226	46	164	27	37	14	0	5	23	1	3	5	11	46	7	5	9
	Piedmont	.167	4	12	0	2	1	0	0	2	1	0	0	1	5	0	0	0
	Batavia	.125	7	24	1	3	0	0	1	2	0	0	1	2	8	0	1	4
2000	Piedmont	.242	43	149	19	36	11	0	2	15	0	0	2	17	43	0	1	11
	Batavia	.154	10	39	0	6	2	0	0	2	0	0	0	3	15	0	0	2
2001	Lakewood	.240	*137	505	68	121	31	2	22	83	1	5	15	51	147	7	9	26
2002	Clearwater	.257	122	456	52	117	21	2	18	83	0	2	14	44	122	0	6	21
Minors	TOTALS	.239	369	1349	167	322	80	4	48	210	3	10	37	129	386	14	22	73

*League Leader

RICHARDSON'S CAREER TRANSACTIONS

- Signed by Phillies as an amateur free agent, July 1, 1998.



JOE ROA

B-T: R-R
HT: 6-2; **WT:** 206
AGE: 31, turns 32 on October 11
BORN: October 11, 1971, Southfield, MI
RESIDES: Royal Oak, MI
ML SERVICE: 1 year, 75 days
HOW OBTAINED: Acquired from Pittsburgh Pirates, March 28, 2002.

Right-Handed Pitcher

35

2002 SEASON: Went to spring training with FLA ... Released, 3/19 ... Signed by PIT, 3/22 ... Traded to Phillies, 3/28 ... Began season with Scranton (AAA) ... Set club single-season record for wins (14) in just half a season ... His 11th win, 6/21 vs Pawtucket, passed Brandon Duckworth's 2001 mark for consecutive wins (10) ... Finished tied for 2nd in International League in wins (14) and named IL's Most Valuable Pitcher, despite not pitching in the league after 7/6 ... Got the decision in 14 of 17 starts ... Pitched at least 6.0 innings in 13 of 17 starts ... Phillies Minor League Pitcher of the Month for June (5-0, 0.71 ERA); had a 24.2 scoreless inning streak in June ... Pitched 8.0 innings and allowed just 1 hit, 7/6 at Syracuse ... Won his final 9 consecutive starts, 5/22-7/6 ... Held right-handers to a .201 avg with Scranton ... Was scheduled to start the triple-A All-Star Game, but did not as Phillies purchased his contract, 7/11 ... At time of promotion, was 2nd in IL with a 1.86 ERA and tied with Curt Schilling for the professional lead in wins (14) ... Made 1st ML appearance since 1997, 7/11 at NYM (1.0 IP, 1 ER) ... Made 3 relief appearances before being moved into the starting rotation ... Did not walk a batter in his first 5 starts and had a team-best 29.0 inning walkless streak, 7/27-8/21 ... Pitched at least 6.0 innings in 7 straight starts, 8/8-9/12 ... Earned the win, 8/15 vs MIL (5-0, threw 7.0 shutout innings), 1st ML win since 6/14/97 ... Had 1st career sacrifices (2), 8/21 at MIL ... Went 2-for-2 with 2 RBI, 8/27 vs MTL (in 4-2 win), 1st RBI of his career ... Pitched a career-high 8.0 innings, 9/12 vs FLA; allowed just 1 run and did not walk a batter ... Walked 2 or less in 12 of his 14 games ... Set career highs in wins (4), starts (11), innings (71.1) and strikeouts (35).

CAREER: 14-year pro ... **1989:** Signed 1st pro contract with ATL, 6/14, and assigned to Gulf Coast League (R) ... **1990:** Led all Appalachian League pitchers with a 1.000 fielding % and had the 3rd-lowest batting average against (.190) for Pulaski (A) ... **1991:** Spent entire season with Macon (A) ... Following the minor league season, was traded to Mets, 8/29 ... **1992:** Led St. Lucie (A) in innings (156.1), tied for team lead in starts (24) and was 2nd on the club with 9 wins ... Walked just 0.86 batters/9.0 IP ... **1993:** Spent entire season at Binghamton (AA) ... Named Eastern League Pitcher of the Week, 6/6-12 and 8/15-21 ... Averaged just 1.35 BB/9.0 IP, best mark in the EL ... Tied for 4th among NYM organization pitchers in wins (12) and 6th in innings (167.1) ... Pitched in the Hawaiian Fall League following the season, going 5-4 with a 2.57 ERA for Hilo ... **1994:** Began season with Binghamton ... Promoted to Norfolk (AAA), 4/24 ... Was 5th in the International League in IP (167.2), tied for 5th in CG (5) and 8th in ERA (3.49) ... Finished 2nd among IL starters with 1.77 BB/9.0 IP ... Traded to CLE, 11/18 ... **1995:** Pitched for Buffalo (AAA) ... Led American Association in wins (17), finished 2nd in CG (3), 4th in ERA (3.50) and IP (164.2) and 5th in SO (93) ... His 17 wins were most by a AAA pitcher since PIT's Mike Bielecki won 19 for the Pacific Coast League's Hawaii club in 1984; most by any Amer. Assoc. pitcher since Jim Kern won 17 for Oklahoma City in 1974 and most by a Buffalo pitcher since LHP Walter Craddock won 18 in 1957 ... Named to Amer. Assoc. post-season All-Star team ... Helped pitch Buffalo to the League Championship Series vs Louisville ... Recalled on 9/15 ... Made ML debut with CLE, 9/20 at CWS in a spot start, replacing Orel Hershisier, who was scratched due to poor weather conditions ... Pitched 6.0 innings (4 ER, 9 H) and took the loss ... **1996:** Began season with Buffalo ... Recalled on 5/15 ... Made just one relief appearance before being optioned back to Buffalo, 5/17 ... Led Amer. Assoc. in CG (5), 3rd in ERA (3.27) and 4th in wins (11) and IP (165.1) ... Traded to SF, 12/16 ... **1997:** Began season on SF's Opening Day roster for 1st time in his pro career ... Worked as a long reliever and spot starter ... Was 1-3, 4.91 ERA in 25 relief appearances ... Earned 1st ML win, 4/5 vs NYM ... Retired 19 of the first 24 batters he faced ... Got 1st ML hit in his 1st ML at-bat, 5/18 at CHL (singled off Terry Mulholland) ... Optioned to Phoenix (AAA), 8/1, where he spent remainder of season ... **1998:** Finished 3rd in the Pacific Coast League in wins (12) and 5th in fewest walks/9.0 IP (1.78) for Fresno (AAA) ... Pitched a 9.0 inning SHO, 4/29 vs Memphis ... Pitched at least 6.0 innings and allowed 3 ER or less in 16 of 27 starts ... On DL, 6/29-7/11, with a right elbow strain ... Signed by KC, 11/17 ... **1999:** Missed entire season after undergoing right elbow surgery ... **2000:** Signed by CLE, 3/20 ... Began season on DL, still rehabbing from elbow surgery ... Activated on 5/19 to Akron's (AA) roster and started the next day, allowing 1 ER in 5.0 IP ... Allowed 2 ER or less in 11 of 19 games ... Was suspended by the Eastern League for 3 games, 6/26-29 ... Signed by FLA, 12/28 ... **2001:** Began season with Portland (AA) ... Made 1 appearance before being placed on DL, 4/15, with a strained right hamstring ... Activated on 5/2 ... Promoted to Calgary (AAA), 5/29 ... Won 6 of his final 7 decisions of the season.

PERSONAL: Joseph Rodger Roa ... Married Allison Weideman (11/15/97); one son, Zachary (10/8/99), one daughter, MacKenzie (12/17/02) ... 1989 graduate of Hazel Park (MI) High School ... Pitched a no-hitter and hit a home run in the same game during his senior season ... With the Giants, participated in March of Dimes WalkAmerica program and lent his time to assist Goodwill Charities, visiting with participants in job training program for homeless, disabled and economically or educationally disadvantaged people ... Hobbies: Chess, snow skiing, racquetball, golf and playing the piano.

JOE ROA'S CAREER RECORD

YEAR	CLUB	W-L	ERA	G	GS	CG	SHO	SV	IP	H	R	ER	HR	HB	BB	SO	WP	BK
1989	Braves, GCL	2-2	2.89	13	4	0	0	0	37.1	40	18	12	2	0	10	21	3	0
1990	Pulaski	4-2	2.97	14	11	3	1	0	75.2	55	29	25	3	2	26	49	2	2
1991	Macon	13-3	2.17	30	18	4	2	1	141.0	106	46	34	6	5	33	96	3	0
1992	St. Lucie	9-7	3.63	26	24	2	1	0	156.1	176	80	63	9	6	15	61	0	1
1993	Binghamton	12-7	3.87	32	23	2	1	0	167.1	190	80	72	9	10	24	73	3	2
1994	Binghamton	2-1	1.80	3	3	0	0	0	20.0	18	6	4	0	1	1	11	1	2
	Norfolk	8-8	3.49	25	25	5	0	0	167.2	184	82	65	16	4	34	74	4	0
1995	Buffalo	*17-3	3.50	25	24	3	0	0	164.2	168	71	64	9	7	28	93	1	2
	CLEVELAND	0-1	6.00	1	1	0	0	0	6.0	9	4	1	0	2	0	0	0	0
1996	Buffalo	11-8	3.27	26	24	*5	0	0	165.1	161	66	60	19	6	36	82	6	1
	CLEVELAND	0-0	10.80	1	0	0	0	0	1.2	4	2	2	0	0	3	0	0	0
1997	SAN FRANCISCO	2-5	5.21	28	3	0	0	0	65.2	86	40	38	8	2	20	34	0	1
	Phoenix	3-1	4.75	6	5	0	0	0	36.0	43	21	19	4	1	11	16	0	0
1998	Fresno	12-9	5.17	27	27	2	1	0	162.0	192	102	93	26	4	32	97	3	2
1999	Injured - Did Not Pitch																	
2000	Akron	6-5	3.41	19	14	1	0	0	103.0	91	48	39	7	7	38	59	3	0
2001	Portland	0-2	3.00	7	7	0	0	0	36.0	36	15	12	2	2	3	26	0	0
	Calgary	6-6	3.92	19	19	1	0	0	124.0	134	58	54	16	4	12	81	1	1
2002	Scranton	14-0	1.86	17	17	1	0	0	111.0	83	24	23	4	4	16	74	0	2
	PHILLIES	4-4	4.04	14	11	0	0	0	71.1	78	33	32	11	1	13	35	0	1
Minors TOTALS		119-64	3.45	289	245	29	6	1	1667.1	1677	746	639	132	63	319	913	30	15
AL TOTALS		0-1	7.04	2	1	0	0	0	7.2	13	6	6	1	0	5	0	0	0
NL TOTALS		6-9	4.60	42	14	0	0	0	137.0	164	73	70	19	3	33	69	0	2
ML TOTALS		6-10	4.73	44	15	0	0	0	144.2	177	79	76	20	3	38	69	0	2

* League Leader

MAJOR LEAGUE HITTING TOTALS

	AVG	AB	R	H	2B	3B	HR	RBI	SH	SF	HP	BB	SO	SB	CS	E
2002	.240	25	1	6	1	0	0	2	3	1	0	1	5	0	0	0
Career	.200	40	1	8	1	0	0	2	3	1	0	2	10	0	0	1

ROA'S CAREER TRANSACTIONS

- Selected by Atlanta Braves in 18th round of June 1989 draft.
- Traded to New York Mets with Tony Castillo (lhp), as the player to be named later, August 29, 1991, for Alejandro Pena (rhp), to complete the August 28 trade.
- Traded to Cleveland Indians with Jeromy Burnitz (of), November 18, 1994, for Dave Mlicki (rhp), Paul Byrd (rhp), Jerry Dipoto (rhp) and a player to be named later (Jesus Azaje, 2b).
- Traded to San Francisco Giants, December 16, 1996, for Trinidad Hubbard (of) - the players to be named later in the deal that sent Matt Williams (inf) to Cleveland for Jeff Kent (inf), Jose Vizcaino (inf) and Julian Tavarez (rhp) on November 13, 1996.
- Signed by Kansas City Royals as a minor league free agent, November 17, 1998.
- Signed by Florida Marlins as a minor league free agent, December 28, 2000.
- Signed by Pittsburgh Pirates as a minor league free agent, March 22, 2002.
- Traded to Philadelphia for no compensation, March 28, 2002.

ROA'S CAREER PITCHING BREAKDOWN

2002						Career				
W-L-S	ERA	G	IP	ER		W-L-S	ERA	G	IP	ER
0-2-0	9.00	2	9.0	9	Atlanta	0-3-0	5.82	5	17.0	11
0-0-0	0.00	1	3.2	0	Chicago	0-1-0	1.80	3	10.0	2
-	-	-	-	-	Cincinnati	0-0-0	4.50	1	2.0	1
1-0-0	3.00	2	12.0	4	Florida	1-0-0	2.70	3	13.1	4
-	-	-	-	-	Houston	0-1-0	2.08	2	4.1	1
0-0-0	5.40	1	5.0	3	Los Angeles	0-0-0	2.79	2	9.2	3
2-0-0	1.93	2	14.0	3	Milwaukee	2-0-0	1.93	2	14.0	3
1-1-0	3.68	3	14.2	6	Montreal	1-1-0	6.16	7	19.0	13
0-1-0	6.43	2	7.0	5	New York	1-1-0	4.82	4	9.1	5
-	-	-	-	-	Philadelphia	0-1-0	5.40	3	8.1	5
-	-	-	-	-	Pittsburgh	0-0-0	0.00	1	1.1	0
-	-	-	-	-	St. Louis	0-1-0	7.94	3	5.2	5
0-0-0	3.00	1	6.0	2	San Diego	0-0-0	5.40	4	13.1	8

ROA'S CAREER PITCHING BREAKDOWN (continued)

2002					Career					
W-L-S	ERA	G	IP	ER		W-L-S	ERA	G	IP	ER
-	-	-	-	-	Anaheim	1-0-0	3.38	1	5.1	2
-	-	-	-	-	Chicago	0-1-0	6.00	1	6.0	4
-	-	-	-	-	Seattle	0-0-0	14.54	1	4.1	7
-	-	-	-	-	Texas	0-0-0	10.80	1	1.2	2
-	-	-	-	-	April	1-1-0	2.08	7	8.2	2
-	-	-	-	-	May	0-2-0	5.33	12	27.0	16
-	-	-	-	-	June	1-1-0	4.15	6	17.1	8
0-1-0	4.76	4	11.1	6	July	0-2-0	7.01	8	25.2	20
3-0-0	2.90	5	31.0	10	August	3-0-0	2.90	5	31.0	10
1-3-0	4.97	5	29.0	16	September	1-4-0	5.14	6	35.0	20
3-1-0	2.81	5	32.0	10	Home	4-5-0	4.46	21	66.2	33
1-3-0	5.03	9	39.1	22	Road	2-5-0	4.96	23	78.0	43
0-3-0	4.93	7	34.2	19	Day	1-5-0	5.83	18	63.1	41
4-1-0	3.19	7	36.2	13	Night	5-5-0	3.87	26	81.1	35
1-2-0	5.28	7	30.2	18	Grass	3-7-0	4.97	31	92.1	51
3-2-0	3.10	7	40.2	14	Turf	3-3-0	4.30	13	52.1	25
-	-	-	-	-	Pre-ASG	2-4-0	5.18	26	57.1	33
4-4-0	4.04	14	71.1	32	Post-ASG	4-6-0	4.43	18	87.1	43
4-4-0	4.22	11	64.0	30	Starter	5-7-0	4.70	15	84.1	44
0-0-0	2.45	3	7.1	2	Reliever	1-3-0	4.77	29	60.1	32

ROA'S CAREER STATS BY BALLPARK

	W-L-S	ERA	G	IP	ER		W-L-S	ERA	G	IP	ER
Turner Field	0-2-0	6.75	3	13.1	10	Shea Stadium	0-0-0	3.86	2	2.1	1
Wrigley Field	0-0-0	0.00	2	8.0	0	Veterans Stadium	3-1-0	2.65	6	34.0	10
Pro Player Stadium	0-0-0	6.75	1	4.0	3	Three Rivers Stadium	0-0-0	0.00	1	1.1	0
Astrodome	0-1-0	6.75	1	1.1	1	Busch Stadium	0-0-0	10.80	2	1.2	2
Miller Park	1-0-0	3.86	1	7.0	3	Qualcomm Stadium	0-0-0	2.70	2	10.0	3
Olympic Stadium	0-1-0	5.56	4	11.1	7	3Com Park	1-4-0	5.73	15	33.0	21
Edison Field	1-0-0	3.38	1	5.1	2	Jacobs Field	0-0-0	10.80	1	1.2	2
US Cellular Field	0-1-0	6.00	1	6.0	4	Kingdome	0-0-0	14.54	1	4.1	7

ROA'S CAREER FIELDING

POSITION	PCT	G	PO	A	E	TC	DP
Pitcher	.970	44	10	22	1	33	5

ROA'S GAME HIGHS

STRIKEOUTS: Starter: 4 - 5 times, last: 9/12/02 vs FLA ... Reliever: 5 - 7/14/97 at SD ... **WALKS:** Starter: 4 - 9/7/02 vs NYM ... Reliever: 3 - 5/17/96 vs TEX; 7/14/97 at SD ... **LONGEST OUTING:** Starter: 8.0 inn - 9/12/02 vs FLA ... Reliever: 4.2 inn - 6/20/97 vs LA ... **WINNING STREAK:** 3 games - 8/15-27/02 ... **LOSING STREAK:** 4 games - 4/25-6/6/97 ... **SCORELESS STREAK:** 9.0 inn - 8/21-27/02 ... **WALKLESS STREAK:** 29.0 inn - 7/27-8/27/02.



JIMMY ROLLINS

B-T: S-R

HT: 5-8; **WT:** 165

AGE: 24, turns 25 on November 27

BORN: November 27, 1978, Oakland, CA

RESIDES: Alameda, CA

ML SERVICE: 2 years, 15 days

HOW OBTAINED: Phillies 2nd round pick in June 1996 draft.

Shortstop

6

2002 SEASON: Reached a quadruple double (2B, 3B, HR, SB) for 2nd time in as many seasons; only NL player to do it and 1 of just 2 ML players (Johnny Damon); 6th Phillie in club history to do it in back-to-back seasons ... Led NL in triples (10) and at-bats (637) for 2nd straight season, tied for 7th in stolen bases (31) ... Finished 2nd among NL shortstops with a .980 fielding %, 3rd in total chances (695), 4th in assists (504) and 5th in putouts (226) ... Made 3rd-fewest errors (14) among shortstops who played at least 130 games ... Led all NL shortstops in stolen bases and finished 3rd in runs (82), 4th in hits (156) and walks (53) and 5th in doubles (33) and RBI (60) ... Tied for 2nd on team with 45 multi-hit games ... Had a season-high 8-game hit streak, 4/23-30 (.577, 15-26, 6 R, 4 2B, 7 RBI) ... Hit a season-best .310 in April ... Hit leadoff HR in back-to-back games, 5/16 and 5/17 at ARI; now has 5 career leadoff HR ... Led team with 14 extra-base hits in May (6 2B, 4 3B, 4 HR) ... Scored a team- and career-high 4 runs, 6/26 at FLA ... Voted as starting shortstop for NL All-Star team (2-2, 2 R) ... Became 1st shortstop in ML history and 1st Phillie in franchise history to make All-Star team in his 1st two ML seasons ... Collected a career-best 5 hits, 8/11 at LA - all singles; tied Phillies record for singles in a game, done 14 times previously, last by Tom Herr, 5/19/90 at LA ... Stole 17 bases in final 22 attempts (77%), including a season-high 3 in the final game of the season, 9/29 at FLA; had 4 multi-steal games overall ... Named Best Defensive Shortstop in NL and 3rd-best NL Baserunner by *Baseball America* ... Member of MLB All-Star team which toured Japan in November ... Worked on his hitting with Tony Gwynn during the offseason.

CAREER: Seven-year pro ... **1996:** Selected by Phillies in 2nd round of June draft ... Began pro career at Martinsville (R), appearing in 49 games ... **1997:** At 18 years old, was the youngest player on the Piedmont (A) roster ... Co-winner of the Paul Owens Award with Off Joff Key as the best players in the Phillies minor league system ... Had slow start, hitting just .220 through 5/7 ... Rebounded to hit .285 the rest of season to finish at .270 ... Had hit streaks of 11 and 14 games ... Stole 46 bases in 52 attempts (88%); was successful in first 16 SB attempts ... Phillies Minor League Player of the Month for May ... Led all Phillies minor leaguers in games (139), at-bats (560), runs (94), hits (151) and steals (46) ... South Atlantic League All-Star for both in-season and post-season, after leading league shortstops in games, total chances (648), putouts (201), assists (421) and fielding % (.960) ... Led SAL in at-bats (560) ... Played in Florida Instructional League ... **1998:** Promoted to Clearwater (A), where he appeared in 119 games ... Had 14-game hit streak, 6/3-16 ... Florida State League All-Star (in-season) ... Led FSL shortstops in fielding % (.952) ... Played in FIL ... **1999:** Played 1st season at Reading (AA) ... Eastern League's 2nd-youngest hitter ... Led club in games (133), at-bats (532) and hits (145) ... Made 10 errors in first 30 games and then just 12 in final 103 games ... Finished 2nd among EL shortstops in fielding % (.965); 1st time in 3 seasons he did not lead his league ... 4th-toughest batter to strike out in EL ... Named Phillies Minor League Player of the Week, 7/5-11 ... Had 4 game-winning HR, 3 vs Bowie (7/10, 7/28 and 8/25) and 1 vs Harrisburg (9/3) ... Had 2-HR game, 7/28 vs Bowie ... Homered in 3 straight games, 7/9-11 ... Finished with more walks (51) than strikeouts (47) ... Promoted to Scranton (AAA), 9/3 and appeared in 4 games ... Played winter ball for Zulia, VZ ... **2000:** Began season with Scranton ... Tied with Rochester's Wayne Kirby for International League lead in triples (11) ... Had 28 2B, 11 3B, 12 HR; he and Sacramento's Mark Bellhorn (17 2B, 11 3B, 24 HR) were only triple-A players with double digits in each category ... Reached base 15 times (10 H, 2 HP, 3 BB) in 4-game series at Norfolk, 7/13-16 ... IL and Phillies Minor League Player of the Week, 7/9-15 ... Hit game-tying grand slam in 5th inning, 8/23 vs Buffalo; helped Red Barons come back from 8-0 deficit and won a car for a fan as part of a season-long promotion ... AAA post-season statistics (9 games): .270, 3 R, 10 H, 3 2B, HR, 6 RBI ... Finalist for Team USA for Summer Olympics in Sydney, but did not make final cut ... Recalled by Phillies on 9/17 ... Made ML debut with a start at shortstop, 9/17 vs FLA (2-4, 2 R, 1 BB, 1 SB); 1st ML hit (triple) came in 1st ML at-bat (Chuck Smith) ... 1st ML RBI came next day, 9/18 vs FLA ... Hit in 9 of 11 starts with Phils ... Named Phillies' top prospect by *Baseball America* ... **2001:** First full season in majors ... Finished 3rd in NL Rookie of the Year balloting ... Only NL player to hit a quadruple double (2B, 3B, HR, SB) ... Became 1st player to lead NL in triples (12) and stolen bases (46) since Lou Brock in 1968; 1st rookie to do it in either league since Minnie Minoso in 1951 ... SB % (.852) was 5th-best in NL (min. 15 attempts) ... Led all NL rookies in AB, 3B and SB; was 2nd in runs (97), hits (180), doubles (29), walks (48), extra-base hits (55), total bases (275) & multi-hit games (53); 3rd in HR (14) and RBI (54); 4th in avg (.274) and 5th in slugging % (.419) ... 1st Phillies rookie to lead NL in at-bats (656) since Juan Samuel in 1984 (701) ... Tied for 3rd-most games by a Phillies rookie in franchise history (Dick Allen, 162 in 1964; Juan Samuel, 160 in 1984; Willie Montanez, 158 in 1971) ... Hit most HR by a Phillies shortstop since Dickie Thon's 15 in 1989 ... Phillies' lone rep on NL All-Star team; 1st Phillies rookie since RHP Tyler Green in 1995 and 1st shortstop since Larry Bowa in 1979 ... Hit 1st ML HR, 5/2 vs COL (Brian Bohanon) ... Hit first 3 leadoff HR of career: 5/4 vs SF, 8/9 vs SD, 9/8 at MTL ... Had a career-high 12-game hit streak, 7/19-8/1 (.340, 17-50) ... Set Phillies franchise record with 35 consecutive stolen bases without being thrown out; previous record was 20, set by Bowa in 1974 ... Was caught stealing by Damian Miller, 8/26 vs ARI to end the streak; it was 1st time in his career he was thrown out by a catcher (was thrown out by a catcher just 4 times) ... After moving into leadoff spot permanently on 7/31, had a .353 on-base %; overall, had a .346 on-base % in leadoff spot ... Set Phillies single-season record for steals by a shortstop, eclipsing Bowa's record of 39 in 1974 ... Finished with 3rd-best fielding % (.979) among NL shortstops and committed a professional-low 14 errors ... Co-winner of the NL Cool Papa Bell Award, presented by the Negro League Hall of Fame to the stolen base leader ... Rated 5th-best rookie in major leagues, 3rd-best in NL, by *Baseball America* ... Named to Topps Major League Rookie All-Star team, voted by MLB managers ... **MISC:** Has 10 career multi-steal games.

PERSONAL: James Calvin Rollins . . . Single . . . 1996 graduate of Encinal (CA) High School, where he played baseball . . . Selected to All-USA High School Baseball team by *USA Today* after setting 10 school career records, including steals (99) and batting (.484) . . . Rated by *Baseball America* as Northern California's top high school infielder; also was a BA 2nd Team All-American . . . Played Babe Ruth, AAU Jr. Olympics ball . . . Brother, Antwon, was an outfielder in the Rangers' farm system; finished 2002 season in Frontier League . . . His parents, James and Gigi, were honored by Babe Ruth Little League, Inc. with "Graduate Parents of the Year Award" for "their remarkable accomplishments in raising their son" . . . Hobby: Traveling.

JIMMY ROLLINS' CAREER RECORD

YEAR	CLUB	AVG	G	AB	R	H	2B	3B	HR	RBI	SH	SF	HP	BB	SO	SB	CS	E
1996	Martinsville	.238	49	172	22	41	3	1	1	16	1	0	2	28	20	11	5	20
1997	Piedmont	.270	139	*560	94	151	22	8	6	59	9	3	0	52	80	46	6	26
1998	Clearwater	.244	119	495	72	121	18	9	6	35	4	3	4	41	62	23	9	29
1999	Reading	.273	133	532	81	145	21	8	11	56	12	2	1	51	47	24	12	22
	Scranton	.077	4	13	0	1	1	0	0	0	1	0	0	1	1	1	0	1
2000	Scranton	.274	133	470	67	129	28	#11	12	69	5	7	2	49	55	24	7	26
	PHILLIES	.321	14	53	5	17	1	1	0	5	0	0	0	2	7	3	0	1
2001	PHILLIES	.274	158	*656	97	180	29	*12	14	54	9	5	2	48	108	#46	8	14
2002	PHILLIES	.245	154	*637	82	156	33	*10	11	60	6	4	4	54	103	31	13	14
Minors	TOTALS	.262	577	2242	336	588	93	37	36	235	32	15	9	222	265	129	39	124
ML	TOTALS	.262	326	1346	184	353	63	23	25	119	15	9	6	104	218	80	21	29

* League Leader # Tied for League Lead

ALL-STAR GAME RECORD

YEAR	CLUB, SITE	AVG	G	AB	R	H	2B	3B	HR	RBI	SH	SF	HP	BB	SO	SB	CS	E
2001	PHI, SEA	---	1	0	0	0	0	0	0	0	0	0	0	1	0	1	0	0
2002	PHI, MIL	1.000	1	2	2	2	0	0	0	0	0	0	0	0	0	0	0	0
ASG	TOTALS	1.000	2	2	2	2	0	0	0	0	0	0	0	1	0	1	0	0

ROLLINS' CAREER TRANSACTIONS

- Selected by Philadelphia in 2nd round of June 1996 draft.

ROLLINS' CAREER BATTING BREAKDOWN

2002						Career				
AVG	AB	H	HR	RBI		AVG	AB	H	HR	RBI
.355	31	11	3	6	Arizona	.339	59	20	3	6
.194	72	14	1	5	Atlanta	.219	146	32	1	5
.095	21	2	0	1	Chicago	.242	62	15	0	5
.304	23	7	0	3	Cincinnati	.302	43	13	1	5
.480	25	12	0	3	Colorado	.375	48	18	1	5
.267	75	20	0	9	Florida	.244	168	41	0	18
.240	25	6	1	2	Houston	.240	50	12	1	4
.310	29	9	0	2	Los Angeles	.222	54	12	1	3
.409	22	9	0	3	Milwaukee	.313	48	15	0	3
.154	65	10	0	4	Montreal	.221	136	30	2	8
.213	80	17	1	6	New York	.269	175	47	2	14
.158	19	3	1	3	Pittsburgh	.368	57	21	3	11
.214	28	6	0	0	St. Louis	.269	52	14	1	3
.529	17	9	0	2	San Diego	.381	42	16	1	5
.167	24	4	2	6	San Francisco	.250	48	12	3	9
.222	27	6	1	2	Baltimore	.200	55	11	3	8
-	-	-	-	-	Boston	.308	13	4	1	3
.154	13	2	0	1	Chicago	.154	13	2	0	1
.385	13	5	0	1	Cleveland	.385	13	5	0	1
.250	16	4	1	1	Detroit	.250	16	4	1	1
.000	12	0	0	0	Minnesota	.000	12	0	0	0
-	-	-	-	-	New York	.143	14	2	0	0
-	-	-	-	-	Tampa Bay	.364	11	4	0	0
-	-	-	-	-	Toronto	.273	11	3	0	1

ROLLINS' CAREER BATTING BREAKDOWN (continued)

2002						Career				
AVG	AB	H	HR	RBI		AVG	AB	H	HR	RBI
.310	113	35	1	10	April	.283	205	58	1	15
.264	106	28	4	12	May	.283	223	63	9	25
.227	110	25	2	8	June	.257	230	59	4	23
.160	100	16	2	12	July	.210	205	43	3	20
.305	105	32	0	6	August	.291	220	64	3	13
.194	103	20	2	12	September	.245	237	58	4	21
-	-	-	-	-	October	.308	26	8	1	2
.231	316	73	3	23	Home	.254	669	170	11	58
.259	321	83	8	37	Road	.270	677	183	14	61
.184	206	38	2	18	Day	.233	433	101	5	35
.274	431	118	9	42	Night	.276	913	252	20	84
.273	293	80	8	35	Grass	.270	599	162	12	56
.221	344	76	3	25	Turf	.256	747	191	13	63
.261	357	93	7	33	Pre-ASG	.266	717	191	15	71
.225	280	63	4	27	Post-ASG	.258	629	162	10	48
.243	173	42	3	15	vs LHP	.279	333	93	6	27
.246	464	114	8	45	vs RHP	.257	1013	260	19	92
.256	133	34	1	46	RISP	.264	269	71	3	87
.273	11	3	0	10	Bases loaded	.300	20	6	0	18
.000	2	0	0	0	Pinch-hitting	.000	4	0	0	0

ROLLINS' CAREER STATS BY BALLPARK

	AVG	AB	H	HR	RBI		AVG	AB	H	HR	RBI
Bank One Ballpark	.375	32	12	3	6	Miller Park	.333	24	8	0	3
Turner Field	.219	73	16	1	5	Olympic Stadium	.354	67	17	2	5
Wrigley Field	.268	41	11	0	4	Shea Stadium	.259	85	22	1	6
Cinergy Field	.368	19	7	1	4	Veterans Stadium	.254	669	170	11	58
Coors Field	.320	25	8	0	1	PNC Park	.304	23	7	0	3
Pro Player Stadium	.209	86	18	0	6	Busch Stadium	.276	29	8	0	1
Minute Maid Park	.200	25	5	1	3	Qualcomm Stadium	.294	17	5	0	0
Dodger Stadium	.308	26	8	0	1	Pacific Bell Park	.308	26	8	1	4
Camden Yards	.231	26	6	2	4	Comerica Park	.250	16	4	1	1
Fenway Park	.308	13	4	1	3	Tropicana Field	.364	11	4	0	0
Jacobs Field	.385	13	5	0	1						

ROLLINS' CAREER FIELDING

POSITION	PCT	G	PO	A	E	TC	DP
Second base	—	1	0	0	0	0	0
Shortstop	.979	322	465	903	29	1397	198

ROLLINS' GAME HIGHS

HITS: 5 - 8/11/02 at LA ... **RUNS:** 4 - 6/25/02 at FLA (11 inn) ... **DOUBLES:** 2 - 7/25/01 vs MTL; 4/23/02 vs SD; 6/5/02 vs FLA ... **TRIPLES:** 2 - 6/24/01 at FLA; 5/4/02 vs COL ... **HOME RUNS:** 1 ... **RBI:** 3 - 7 times, last: 9/21/02 (1) at CIN ... **WALKS:** 2 - 14 times, last: 8/30/02 at NYM ... **STOLEN BASES:** 3 - 9/29/02 at FLA (10 inn) ... **HITTING STREAK:** 12 games - 7/19-8/1/01 ... **GRAND SLAMS:** None ... **INSIDE-THE-PARK HR:** None ... **PINCH-HR:** None.



CARLOS SILVA

B-T: R-R

HT: 6-4; **WT:** 240

AGE: 23, turns 24 on April 23

BORN: April 23, 1979, Bolivar, VZ

RESIDES: Bolivar, VZ

ML SERVICE: 1 year

HOW OBTAINED: Signed by Phillies as an amateur free agent, 3/22/96.

Right-Handed Pitcher

52

2002 SEASON: Was converted to a reliever during spring training ... Made the jump from double-A to the majors, becoming the youngest player on Phillies' Opening Day roster (22) ... Made ML debut on Opening Day, 4/1 at ATL (1.0 IP, 2 H, R, ER, SO) ... Became 139th Venezuelan to appear in major leagues ... Went undefeated in his rookie season with a 5-0 record ... Posted the best ERA among NL rookie pitchers (3.21), ranked 2nd in games (68) and was 1 of 8 to record a save ... Tied for 7th among NL relievers with 84.0 innings ... Earned 1st ML win, 5/7 vs HOU ... Placed on 15-day DL, 5/27, with a right medial knee sprain ... Made 2 rehab appearances for Reading (AA) ... Activated on 6/14 ... Pitched a ML career-high 4.1 innings, 6/20 vs CWS (2 H, 4 SO) ... Earned 1st ML save, 7/13 at NYM ... Was ejected, 9/28 at FLA, after hitting Mike Lowell with a pitch ... Pitched 2.0 or more innings 19 times and had a 1.31 ERA in those games ... Had a 1.82 ERA in his final 27 games ... Appeared in 68 games for the Phillies, becoming just the 4th Phillies rookie to pitch in over 65 games in a season, 1st since Darold Knowles pitched in 69 in 1966 (the others: Jack Baldschun, 65 in 1961 and John Coleman, 65 in 1883) ... Pitched winter ball for Oriente, VZ.

CAREER: Seven-year pro ... **1996:** Made pro debut in Martinsville (R) at age 17 ... Pitched in Florida Instructional League ... **1997:** First season to pitch strictly as a starter ... Went 2-2 in 11 starts for Martinsville ... **1998:** Split season between Martinsville and Batavia (A) ... Combined for 48 strikeouts and just 13 walks in 86.1 innings ... **1999:** Pitched at Piedmont (A) ... Finished tied for 2nd in South Atlantic League in complete games (3) ... Pitched 7 innings or more in 13 of 26 starts ... Went 5-1, 1.12 ERA in first 9 starts; threw 8.0 innings in only loss during that stretch (0 ER) ... Twice named Phillies Pitcher of the Week, 5/10-16 and 6/28-7/4 ... Named to SAL in-season All-Star team ... Pitched in FIL ... Played winter ball for Caribes, VZ ... **2000:** Spent entire season at Clearwater (A) ... Led Florida State League in innings (176.1) and complete games (4) ... Selected to MLB's All-Star Futures Game played at Turner Field (1.0 IP, 2 H) ... Finished season tied for team lead in starts (24 - Greg Kubes) ... Went 4-1, 2.43 ERA in April (37.0 IP, 10 ER) ... Pitched at least 6 innings in 23 of 26 appearances ... **2001:** Spent entire season with Reading (AA) ... Finished tied for most wins (15) in the Eastern League, 2nd in innings (180.0), tied for 2nd in complete games (4) and tied for 3rd in starts (28) ... 15 wins were most by a Reading pitcher since Bob Scanlan led the EL with 15 in 1987 ... Started and got the win in EL All-Star Game, 7/11 (2.0 IP, 3 H, 1 ER, 3 SO) ... Phillies Minor League Pitcher of the Week, 5/14-20 (1-0, 9.0 IP, 1 ER, 0 BB, 7 SO) ... Phillies Minor League Pitcher of the Month for May (3-1, 2.31 ERA, 6 G, 46.2 IP, 6 BB, 28 SO) ... Pitched 2 shutouts: 5/29 at New Brunswick (9.0 IP, 0 BB, 7 SO) and 6/15 at Bowie (9.0 IP, 1 BB, 5 SO) ... Threw 19.0 consecutive scoreless innings over 3 starts, 6/15-26 ... Won 6 straight starts, 6/15-7/14 (1.79 ERA, 45.1 IP, 9 ER, 6 BB, 24 SO) ... Pitched 7.0 shutout innings and earned the win in one EL playoff start ... Pitched in Florida Instructional League.

PERSONAL: Carlos Silva ... Single ... 1996 graduate U.E. General Ezequiel Zamora Bolivar High School ... During his rookie season, took part in Phillies Inner City Clinics Program providing free instruction at inner city ballparks ... Gave pitching tips to over 200 predominantly Latino children of the Olney Teen and Midget League ... Hobbies: Eating, playing cards.

CARLOS SILVA'S CAREER RECORD

YEAR	CLUB	W-L	ERA	G	GS	CG	SHO	SV	IP	H	R	ER	HR	HB	BB	SOWP	BK
1996	Martinsville	0-0	4.00	7	1	0	0	0	18.0	20	11	8	1	1	5	16	0
1997	Martinsville	2-2	5.15	11	11	0	0	0	57.2	66	46	33	9	1	14	31	6
1998	Martinsville	1-4	5.05	7	7	1	0	0	41.0	48	24	23	2	2	4	21	3
	Batavia	2-3	6.35	9	7	0	0	0	45.1	61	37	32	4	2	9	27	2
1999	Piedmont	11-8	3.12	26	26	3	1	0	164.1	176	79	57	6	9	41	99	8
2000	Clearwater	8-13	3.57	26	24	*4	0	0	*176.1	229	99	70	7	11	26	82	4
2001	Reading	#15-8	3.90	28	28	4	1	0	180.0	197	85	78	20	11	27	100	3
2002	PHILLIES	5-0	3.21	68	0	0	0	1	84.0	88	34	30	4	4	22	41	3
	Reading - a	0-0	0.00	2	0	0	0	1	3.0	0	0	0	0	0	0	1	0
Minors	TOTALS	39-38	3.95	116	104	12	2	1	685.2	797	381	301	49	37	110	377	26
ML	TOTALS	5-0	3.21	68	0	0	0	1	84.0	88	34	30	4	4	22	41	3

* League Leader # Tied for League Lead a - Rehabilitation Assignment

MAJOR LEAGUE HITTING TOTALS

YEAR	AVG	AB	R	H	2B	3B	HR	RBI	SH	SF	HP	BB	SO	SB	CS	E
2002/Career	.000	2	0	0	0	0	0	0	0	0	0	1	1	0	0	1

SILVA'S CAREER TRANSACTIONS

- Signed by Philadelphia as an amateur free agent, March 22, 1996.
- On disabled list with a sprained right knee, May 27-June 14, 2002; included rehabilitation assignment to Reading, June 11-14.

SILVA'S CAREER PITCHING BREAKDOWN

	2002/Career				
	W-L-S	ERA	G	IP	ER
Arizona	0-0-0	4.50	4	2.0	1
Atlanta	1-0-0	2.77	9	13.0	4
Chicago	1-0-0	2.25	3	4.0	1
Cincinnati	0-0-0	2.70	3	3.1	1
Colorado	0-0-0	2.70	3	3.1	1
Florida	0-0-0	1.00	7	9.0	1
Houston	1-0-0	0.00	4	2.1	0
Los Angeles	1-0-0	3.00	3	3.0	1
Milwaukee	0-0-0	0.00	3	3.1	0
Montreal	0-0-0	5.73	8	11.0	7
New York	0-0-1	15.43	6	4.2	8
Pittsburgh	0-0-0	0.00	2	4.0	0
St. Louis	1-0-0	2.70	2	3.1	1
San Diego	0-0-0	0.00	2	4.2	0
San Francisco	0-0-0	0.00	2	2.0	0
Baltimore	0-0-0	0.00	4	4.0	0
Chicago	0-0-0	1.80	2	5.0	1
Minnesota	0-0-0	13.50	1	2.0	3
April	0-0-0	2.55	13	17.2	5
May	1-0-0	1.04	11	8.2	1
June	0-0-0	2.84	9	12.2	4
July	1-0-1	7.16	14	16.1	13
August	2-0-0	1.35	10	13.1	2
September	1-0-0	2.93	11	15.1	5
Home	2-0-0	3.17	33	48.1	17
Road	3-0-1	3.28	35	35.2	13
Day	2-0-1	3.89	26	34.2	15
Night	3-0-0	2.74	42	49.1	15
Grass	3-0-1	2.97	31	30.1	10
Turf	2-0-0	3.35	37	53.2	20
Pre-ASG	1-0-0	3.53	38	43.1	17
Post-ASG	4-0-1	2.88	30	40.2	13
Reliever	5-0-1	3.21	68	84.0	30

SILVA'S CAREER STATS BY BALLPARK

	W-L-S	ERA	G	IP	ER		W-L-S	ERA	G	IP	ER
Bank One Ballpark	0-0-0	9.00	3	1.0	1	Miller Park	0-0-0	0.00	2	2.1	0
Turner Field	1-0-0	3.60	4	5.0	2	Olympic Stadium	0-0-0	5.06	4	5.1	3
Wrigley Field	1-0-0	0.00	2	3.0	0	Shea Stadium	0-0-1	36.00	2	1.0	4
Cinergy Field	0-0-0	0.00	2	1.1	0	Veterans Stadium	2-0-0	3.17	33	48.1	17
Coors Field	0-0-0	5.40	2	1.2	1	PNC Park	0-0-0	0.00	1	2.0	0
Pro Player Stadium	0-0-0	1.80	5	5.0	1	Busch Stadium	1-0-0	6.75	1	1.1	1
Minute Maid Park	0-0-0	0.00	2	1.2	0	Qualcomm Stadium	0-0-0	0.00	1	1.2	0
Dodger Stadium	0-0-0	0.00	1	1.1	0	Pacific Bell Park	0-0-0	0.00	1	0.0	0
Camden Yards	0-0-0	0.00	2	2.0	0						

SILVA'S CAREER FIELDING

POSITION	PCT	G	PO	A	E	TC	DP
Pitcher	.958	68	4	19	1	24	2

SILVA'S GAME HIGHS

LOW-HIT CG: None ... **SHUTOUTS:** None ... **STRIKEOUTS:** 4 - 6/20/02 vs CWS ... **WALKS:** 2 - 4 times, 7/27/02 at ATL ... **LONGEST OUTING:** 4.1 inn - 6/20/02 vs CWS ... **WINNING STREAK:** 5 games - 5/7-9/18/02 ... **LOSING STREAK:** None ... **SCORELESS STREAK:** 8.2 inn - 8/6-25/02 ... **WALKLESS STREAK:** 11.2 inn - 5/16-6/23/02.



BUD SMITH

B-T: L-L
HT: 6-0; **WT:** 170
AGE: 23, turns 24 on October 23
BORN: October 23, 1979, Torrance, CA
RESIDES: Lakewood, CA

ML SERVICE: 169 days
HOW OBTAINED: Acquired from the St. Louis Cardinals with Placido Polanco and Mike Timlin for Scott Rolen, Doug Nickle and cash, 7/29/02.

Left-Handed Pitcher

57

2002 SEASON: Began season with Memphis (AAA) ... Made one start before being recalled to STL, 4/11 ... Placed on DL 4/22-5/7, with a left shoulder strain ... Following his DL stint, made 2 appearances for STL (1 start) before being optioned back to Memphis, 5/15 ... Made 4 starts in May for the Redbirds, going 2-0 with a 1.82 ERA ... Recalled again on 6/4 ... Made 4 more appearances for STL, including a 7.0 inning shutout, 7/14 at SD ... Optioned to Memphis, 7/19 ... Traded to Phillies, 7/29, and optioned to Scranton (AAA), 7/30 ... Made just 3 starts for Scranton before being shut down with left shoulder inflammation, 8/15 through remainder of season ... Had surgery on his left shoulder to repair a torn labrum, 10/18, by Dr. Lewis Yocum.

CAREER: Five-year pro ... **1998:** STL's 4th round selection in June draft ... Began pro career at Johnson City (R) ... Averaged 9.1 SO/9.0 IP (65 SO, 64.1 IP) ... Led Appalachian League in starts (14) ... **1999:** Split the season between Peoria (A) and Potomac (A) ... Went 4-1 at Peoria before earning a promotion to Potomac, where his record was 4-9, despite a 2.96 ERA and .235 opponents' batting average ... **2000:** Named STL Minor League Pitcher of the Year after posting a combined 17-2 record and 2.26 ERA between Arkansas (AA) and Memphis (AAA) ... Also named Baseball Weekly's Minor League Pitcher of the Year, Texas League's Pitcher of the Year, *Baseball America's* Double-A Player of the Year and selected to Topps' Double-A All-Star team and to Howe Sportsdata's Pacific Coast League All-Prospect team ... Led STL's system in wins and ERA, 3rd in innings (163.0) and strikeouts (136) and 10th in opponents' avg (.223) ... Averaged more than 3 strikeouts per walk (136:42) ... Had a 15-game win streak, 5/6-8/21, tops in the minor leagues ... Threw a pair of 7.0 inning no-hitters: blanked Midland in 2nd game of a DH on 5/6 (1 BB, 5 SO), and shut out San Antonio, 1-0, in 2nd game of a DH on 6/11 (retired 17 straight between the 1st and 7th innings) ... Went 5-0 with a 1.21 ERA in May (18 H, 7 BB, 27 SO) ... Shuttled between Arkansas and Memphis 5 times, mainly in June ... Twice named Cardinals Minor League Pitcher of the Month - July (5-0, 2.27 ERA) with Arkansas and August (3-1, 2.03 ERA) with Memphis ... Led TL in CG (3) and SHO (3), despite not playing there the final month of the season ... Twice named TL Pitcher of the Week - 5/1-7 and 6/5-11 ... Started for Texas League All-Stars in the Texas-Mexican All-Star Game, 6/20 (2.0 IP, 1 H, 3 SO) ... Struck out a season-high 10 batters in 7.0 innings of work, 7/22 at San Antonio ... Went 2-for-3 at the plate and hit 1st pro HR in a 4-1 win, 7/27 vs Shreveport ... Promoted to Memphis for final time, 7/29 ... Helped lead Memphis through the PCL playoffs, where he went 2-0 with a 3.46 ERA; striking out 13 batters in 13.0 innings and holding opponents to a .178 avg ... Suffered the loss in only Triple-A World Series appearance vs Indianapolis ... **2001:** Finished tied for 4th in NL Rookie of the Year balloting and was ranked as the No. 9 Major League rookie by *Baseball America* ... Began season at Memphis ... Had contract purchased, 6/8 and made ML debut, 6/10 at COK in relief (retired the side in order) ... Made 1st ML start, 6/17 vs CWS and got the win (5.2 IP, 3 ER) ... Appeared in 3 games for STL before being optioned back to Memphis, 6/18 ... Started for PCL in the triple-A All-Star Game, 7/11 at Indianapolis (2.0 IP, 2 R, 0 ER) ... Recalled on 7/13 ... Went 2-0 with a 2.25 ERA in 3 July starts, holding opponents to a .222 average ... Got 1st ML hit, 7/16 vs MIN (singled off Adam Johnson) ... Became 24th rookie in ML history to pitch a no-hitter, 9/3 at SD ... The 4-0 win was the 9th no-hitter in STL history (3rd by a rookie) ... Allowed just 4 base runners (all walks), struck out a career-high 7 batters and threw 134 pitches in his 1st ML complete game ... Followed up his no hitter with a 2-1 win, 9/17 vs MIL, as baseball resumed play following the terrorist attacks ... Held Brewers hitless for first 2.0 IP giving him 11 consecutive hitless innings ... Won NL Rookie of the Month honors for September (3-0, 0.43 ERA, 21.0 IP, 1 ER) ... Earned the win in his lone post-season appearance, Game 4, 10/13 vs ARI; the 4-1 win evened the series at 2-2 ... Drew a walk and scored a run in the victory ... **MISC:** Has made just one error (1998) in five years of pro ball.

PERSONAL: Robert Allan Smith ... Single ... 1997 graduate of St. John Bosco High School in Bellflower, CA ... Played baseball and football in high school and threw a no-hitter his junior season ... Attended Los Angeles Harbor Junior College and clubbed 17 home runs in his only collegiate season ... Hobby: Golf.

BUD SMITH'S CAREER RECORD

YEAR	CLUB	W-L	ERA	G	GS	CG	SHO	SV	IP	H	R	ER	HR	HB	BB	SO	WP	BK
1998	Johnson City	3-3	5.18	14	*14	0	0	0	64.1	85	47	37	9	2	34	65	2	0
1999	Peoria	4-1	2.83	9	9	0	0	0	54.0	53	20	17	4	2	16	59	2	1
	Potomac	4-9	2.96	18	18	0	0	0	103.1	91	47	34	2	9	32	93	4	0
2000	Arkansas	12-1	2.32	18	18	*3	*3	0	108.2	93	32	28	5	4	27	102	5	0
	Memphis	5-1	2.15	9	8	0	0	0	54.1	40	24	13	4	1	15	34	0	0
2001	Memphis	8-5	2.75	17	17	0	0	0	108.0	114	38	33	6	4	28	78	1	1
	ST. LOUIS	6-3	3.83	16	14	1	1	0	84.2	79	40	36	12	1	24	59	0	0
2002	Memphis	3-0	2.13	6	6	0	0	0	38.0	33	10	9	1	2	13	34	0	0
	ST. LOUIS	1-5	6.94	11	10	0	0	0	48.0	67	39	37	4	3	22	22	0	1
	Scranton	0-1	4.15	3	3	0	0	0	17.1	21	8	8	0	1	6	11	0	0
Minors	TOTALS	39-21	2.94	94	93	3	3	0	548.0	530	226	179	31	25	171	476	14	2
ML	TOTALS	7-8	4.95	27	24	1	1	0	132.2	146	79	73	16	4	46	81	0	1

* League Leader

MAJOR LEAGUE HITTING TOTALS

	AVG	AB	R	H	2B	3B	HR	RBI	SH	SF	HP	BB	SO	SB	CS	E
2002	.214	14	0	3	1	0	0	1	3	0	0	1	4	0	0	0
Career	.179	39	0	7	1	0	0	2	5	0	0	2	9	0	0	0

DIVISION SERIES RECORD

YEAR	CLUB, OPP	W-L	ERA	G	GS	CG	SHO	SV	IP	H	R	ER	HR	HB	BB	SO	WP	BK
2001	STL, ARI	1-0	1.80	1	1	0	0	0	5.0	4	1	1	0	0	4	2	0	0

SMITH'S CAREER TRANSACTIONS

- Selected by Detroit Tigers in 9th round of June 1997 draft, but did not sign.
- Selected by St. Louis Cardinals in 4th round of June 1998 draft.
- On disabled list with a left shoulder strain, April 22-May 7, 2002.
- Traded to Philadelphia with Placido Polanco (3b) and Mike Timlin (rhp), July 29, 2002, for Scott Rolen (3b), Doug Nicksle (rhp) and cash.

SMITH'S CAREER PITCHING BREAKDOWN

2002					Career					
W-L-S	ERA	G	IP	ER		W-L-S	ERA	G	IP	ER
0-1-0	6.75	1	5.1	4	Arizona	0-1-0	6.75	1	5.1	4
-	-	-	-	-	Atlanta	0-1-0	3.00	1	6.0	2
0-1-0	36.00	1	2.0	8	Chicago	1-1-0	9.00	2	9.0	9
0-0-0	9.00	1	1.0	1	Cincinnati	0-1-0	5.93	3	13.2	9
-	-	-	-	-	Colorado	0-0-0	0.00	1	1.0	0
0-1-0	3.77	3	14.1	6	Milwaukee	1-2-0	4.44	5	24.1	12
-	-	-	-	-	Montreal	0-0-0	4.50	1	6.0	3
-	-	-	-	-	Philadelphia	0-0-0	5.40	1	5.0	3
0-0-0	15.43	1	4.2	8	Pittsburgh	2-0-0	6.32	3	15.2	11
1-0-0	4.09	2	11.0	5	San Diego	2-0-0	3.86	4	23.1	10
0-1-0	3.86	1	4.2	2	Anaheim	0-1-0	3.86	1	4.2	2
-	-	-	-	-	Chicago	1-0-0	4.76	1	5.2	3
-	-	-	-	-	Kansas City	0-0-0	0.00	1	1.0	0
-	-	-	-	-	Minnesota	0-0-0	2.57	1	7.0	2
0-1-0	5.40	1	5.0	3	Seattle	0-1-0	5.40	1	5.0	3
0-2-0	6.14	3	14.2	10	April	0-2-0	6.14	3	14.2	10
0-1-0	27.00	2	3.0	9	May	0-1-0	27.00	2	3.0	9
0-2-0	3.07	3	14.2	5	June	1-2-0	3.22	6	22.1	8
1-0-0	7.47	3	15.2	13	July	3-0-0	4.54	6	35.2	18
-	-	-	-	-	August	0-2-0	5.73	6	33.0	21
-	-	-	-	-	September	3-0-0	0.43	3	21.0	1
-	-	-	-	-	October	0-1-0	18.00	1	3.0	6

SMITH'S CAREER PITCHING BREAKDOWN (continued)

2002					Career					
W-L-S	ERA	G	IP	ER		W-L-S	ERA	G	IP	ER
0-1-0	4.26	4	19.0	9	Home	3-2-0	3.82	12	66.0	28
1-4-0	8.69	7	29.0	28	Road	4-6-0	6.08	15	66.2	45
1-2-0	3.68	5	22.0	9	Day	3-3-0	4.14	9	41.1	19
0-3-0	9.69	6	26.0	28	Night	4-5-0	5.32	18	91.1	54
1-5-0	6.94	11	48.0	37	Grass	7-8-0	4.97	26	126.2	70
-	-	-	-	-	Turf	0-0-0	4.50	1	6.0	3
0-5-0	7.18	9	36.1	29	Pre-ASG	1-5-0	6.55	12	44.0	32
1-0-0	6.17	2	11.2	8	Post-ASG	6-3-0	4.16	15	88.2	41
1-5-0	6.89	10	47.0	36	Starter	7-8-0	5.00	24	129.2	72
0-0-0	9.00	1	1.0	1	Reliever	0-0-0	3.00	3	3.0	1

SMITH'S CAREER STATS BY BALLPARK

	W-L-S	ERA	G	IP	ER		W-L-S	ERA	G	IP	ER
Bank One Ballpark	0-1-0	6.75	1	5.1	4	Olympic Stadium	0-0-0	4.50	1	6.0	3
Wrigley Field	1-1-0	9.00	2	9.0	9	PNC Park	1-0-0	8.38	2	9.2	9
Cinergy Field	0-1-0	9.45	2	6.2	7	Busch Stadium	3-2-0	3.82	12	66.0	28
Coors Field	0-0-0	0.00	1	1.0	0	Qualcomm Stadium	2-0-0	0.00	2	16.0	0
Miller Park	0-2-0	12.86	2	7.0	10						
Kauffman Stadium	0-0-0	0.00	1	1.0	0	SAFECO Field	0-1-0	5.40	1	5.0	3

SMITH'S CAREER FIELDING

POSITION	PCT	G	PO	A	E	TC	DP
Pitcher	1.000	27	3	21	0	24	0

SMITH'S GAME HIGHS

LOW-HIT CG: 0 - 9/3/01 at SD ... **SHUTOUTS:** 9/3/01 at SD ... **STRIKEOUTS:** 7 - 9/3/01 at SD ... **LONGEST OUTING:** Starter: 9.0 inn. - 9/3/01 at SD ... Reliever: 1.0 inn., twice, last: 6/12/01 at KC ... **WALKS:** 4, twice, last: 9/3/01 at SD ... **WINNING STREAK:** 3 games - 6/17-7/26/01 ... **LOSING STREAK:** 2 games - 8/2-23/01.



JIM THOME

B-T: L-R

HT: 6-4; **WT:** 240

AGE: 32, turns 33 on August 27

BORN: August 27, 1970, Peoria, IL

RESIDES: Aurora, OH

ML SERVICE: 10 years, 42 days

HOW OBTAINED: Signed by Phillies as a free agent, December 3, 2002.

CONTRACT STATUS: Signed a six-year contract, 12/3/02, taking him through 2008, with a club option for 2009.

First Baseman

25

2002 SEASON: Hit 52 home runs, a CLE franchise record and 2nd-most in the majors, behind Alex Rodriguez' 57 ... Led AL in slugging % (.677) and walks (122) ... Extended his club-record streak of 30+ homer seasons to 7, becoming just the 15th player in ML history to hit 30 or more homers in 7 consecutive seasons (ML record is 12 by Jimmie Foxx, 1929-40) ... Has a CLE record 9 straight seasons with 20 or more HR ... Has driven in 100+ runs over 4 straight seasons and 6 overall in his career ... Became the 21st different player in ML history to top the 50-HR plateau (36th time ever) ... Hit his 50th HR off Rick Reed, 9/25 at MIN; was 8-for-16 with 7 HR off Reed in 2002 ... Ranks 16th among active major leaguers in HR (334) and 12th in walks (997) ... His .304 avg marked the first time he topped .300 mark since 1996 ... Finished 1st in AL in home avg (.350), HR ratio (1 HR/9.2 AB) and RBI ratio (1 RBI/4.1 AB), 2nd in OBP (.445), tied for 2nd in avg vs RHP (.333), 7th in RBI (118), 8th in total bases (325) and 9th in extra-base hits (73) ... Lowered strikeout total from a league-high 185 in 2001 to 139 in 2002 (tied for 5th in AL) ... AL's 3rd-hardest batter to double up (1 GIDP/96 AB) ... His .338 average in the 2nd half was the 5th-best mark in AL ... Homered in a franchise-record 7 straight games, 6/25-7/3, 3rd-longest streak in ML history, falling one shy of the record ... Homered in 4 straight games, 4/10-13 ... Hit 6th career grand slam, 4/10 vs MIN (Reed) and 7th career slam, 7/29 vs DET (game winner off Juan Acevedo) ... Reached base safely in final 55 games, 2nd-longest streak in MLB in 2002 (Ryan Klesko, 56) ... For the season, reached safely in 131 of 147 games ... Had five 2-homer games, last: 9/25 at MIN; now has 24 career 2-homer games (26 career multi-homer games) ... Has 10 2-homer games over last 2 seasons (11 multi-HR games) ... Had a season-high 4 hits 4 times, last: 9/13 vs MIN ... 40 of his 52 HR came against RHP ... Hit .324, 5/1 through end of season with 45 HR, 98 RBI in 121 games and .333 over his last 100 games

with 42 HR, 87 RBI ... His 26 HR after the All-Star Break were 2nd only to Rodriguez' 30 in MLB ... Drove in a season-high 5 runs, 4/10 vs MIN and 7/29 vs DET ... His 11 HR in August were the most of any single month ... Has topped the 30-HR, 100-RBI, 100-BB, 100-R mark in 6 of the last seven seasons since 1996 ... His 273 times on base was 5th in AL ... On 10/22, he received the 2002 John Hancock Roberto Clemente Award, given annually to the Major League Baseball player who exemplifies Clemente's passion for the game, sportsmanship & community involvement ... Became the first CLE player to ever win the award ... With the honor, John Hancock Financial Services made a \$25,000 donation in his name to the Steve Palmeiro Chapter of the National Paralysis Foundation in Leawood, KS ... Thome's nephew, Brandon, is currently unable to walk after bruising his spinal cord in June of 2001.

CAREER: 14-year pro ... **1989:** Selected by CLE in 13th round of June draft ... Began pro career with Gulf Coast Indians (R) ... Participated in Florida Instructional League ... **1990:** Split season between Burlington (A) and Kinston (A) ... Hit a combined .340 ... Tied for 3rd in Appalachian League in HR (12), despite playing only 34 games due to the promotion to Kinston ... Reached base in 62 of 67 games ... Avg never fell below .373 with Burlington ... Appalachian League All-Star ... Named to *Baseball America's* All-Short Season team and the Appy League's top prospect ... Promoted to Kinston, 7/25, where he hit .411 in 17 home games ... Presented the Lou Boudreau Award, given annually to the minor league player of the year in the CLE system ... **1991:** Began season with Canton-Akron (AA) ... Was leading Eastern League with .337 avg when promoted to Colorado Springs (AAA) ... Hit .285 in 41 games for Colorado Springs before being promoted to CLE, 9/4 ... Made ML debut, 9/4 at MIN and collected 1st big league hit (Tom Edens); finished night 2-for-4, RBI ... Hit 1st ML HR, 10/4 at NYY (Steve Farr); a 2-run, upper deck shot in top of the 9th to give CLE a 3-2 win ... Named AL's Best Hitting Prospect by Upper Deck and *Baseball America* ... Also named to EL All-Star team and starting 3rd baseman on BA Double-A All-Star squad ... **1992:** Began season on DL after suffering a strained right wrist in spring training on a checked swing ... Rehabbed with Canton-Akron, 5/9-18 ... Activated on 5/18 ... Played in just 2 games before suffering a right shoulder strain; returned to DL, 5/20 ... Rehabbed with Canton-Akron, 6/1-15 ... Activated and optioned to Canton-Akron, 6/15 ... Recalled on 6/25 ... Optioned to Colorado Springs, 8/21 ... **1993:** Started season with Charlotte (AAA) ... Led International League with .332 avg and 102 RBI and was 3rd with 25 HR ... Named Indians Minor League Player of the Year (Lou Boudreau Award), IL Player of the Year, IL Post-Season All-Star 3rd Baseman, triple-A All-Star game participant, *Baseball America* Triple-A Player of the Year, BA post-season triple-A All-Star 3rd Baseman, BA Dream Team and Topps IL Player of the Year ... Named #1 Prospect in IL by *Baseball America* ... Honored as Topps IL Player of the Month for June, July and August and NAPBL Minor League Player of the Month in June ... Recalled on 8/13 and homered that night vs TEX (Craig Lefferts) ... Celebrated 23rd birthday, 8/27 vs NYY by going 3-for-4 with 2 2B, HR in 9-2 CLE win ... **1994:** Led all AL 3rd basemen with 20 HR ... 41 of his 86 hits went for extra bases ... Clubbed a career-high 3 HR, 7/22 vs CWS ... Hit .304, 18 HR, 43 RBI vs RHP as opposed to .167, 2 HR, 9 RBI vs LHP ... Finished 10th in AL in HR Ratio (1 HR/16.1 AB) ... **1995:** His 25 HR were the 2nd-most among AL 3rd basemen to Gary Gaetti's 35 ... Named to *The Sporting News* AL All-Star Team ... Finished 3rd in AL with a .438 OBP%, 5th with 97 BB and tied for 9th with .314 avg ... Hit .213 (10-47), 4 HR and a team-high 10 RBI in 14 post-season games ... Hit 2-run, 6th-inning HR in Game 5 of ALCS vs SEA to give Indians a 3-2 lead and eventual win ... **1996:** Selected to his 2nd straight post-season All-Star Team by *The Sporting News* ... Also won his first Hillerich & Bradsby Silver Slugger Award at 3rd base ... His 38 HR were the most by an AL 3rd baseman ... Became just the 2nd Indian ever to score 100+ runs, hit 30+ HR, collect 100+ walks and drive in 100 or more runs (Al Rosen in 1950) ... Besides Thome, only Rosen ('53) and George Brett ('85) hit .300+ with 30+ HR and 100+ RBI among AL 3rd basemen since 1953 ... Set a CLE record by drawing 123 walks ... Broke his manager-at-the-time Mike Hargrove's record of 111 in 1980 ... Finished tied for 2nd in AL in BB (123), 4th in OBP% (.450), 7th in runs (122), 8th in SLG % (.612) and tied for 11th in HR ... Collected a career-high 4 hits, twice: 818 vs DET and 8/27 at DET ... Hit 2 HR, including 1st career grand slam (Gregg Olson), and collected a career-high 6 RBI, 8/18 vs DET ... Coaxed a career-high 4 walks, 7/24 at TOR ... Led club with 5 triples ... Broke hamate bone in his right hand in Game 1 of ALDS, 10/1, but still played in final 3 games ... Had the bone removed, 10/30 in Chicago, IL, by Dr. Dan Nagle ... **1997:** Moved from 3rd base to 1st after the acquisition of Matt Williams ... Finished 6th in the BBWAA AL MVP voting with 89 points ... His OBP% (.423) was 3rd-highest in AL ... Hit 40 HR, 2nd-highest total by a CLE LHH since Hal Trosky's record-setting 42 HR in 1936 ... Became 1st Indian ever to hit 40 HR and draw 100 walks in the same season and 1st LH hitter to hit 30+ HR in consecutive seasons since Trosky did it in 1936 & '37 ... Became 1st AL LHH since Carl Yastrzemski in 1970 to hit 40+ HR, drive in and score 100+ runs while drawing 100 or more walks ... Became 1st Indian in club history to draw 100 or more walks in consecutive seasons and 1st Indian since Rocky Colavito in 1965 to lead the AL in walks ... Finished 2nd in AL in HR ratio (1 HR/12.4 AB) ... Scored a career-high 4 runs, 4/23 vs BOS ... Hit 100th career homer, 5/14 at TEX (Bobby Witt) ... Clubbed 2nd career grand slam, 5/17 at TOR (Woody Williams) ... Named to 1st AL All-Star team (0-1 as PH), 7/8 at CLE; named to squad after elected starter David Justice was unable to play due to hyper-extended left elbow ... His .993 fielding % was 6th-best among AL starting 1st basemen ... Hit a combined .211 (12-57) in the post-season with 1 3B, 2 HR and 5 RBI in 17 games for the AL Champion Indians ... Both HR came in the World Series after going a combined 4-29 (.138) in the Division and League Championship Series ... **1998:** Finished season ranked 3rd in AL in OBP% (.413), 4th in walks (90), tied for 7th in SLG % (.584) and 8th in HR ratio (1 HR/14.7 AB) ... Hit in a career- and team-best 16 straight games, 5/25-6/10 (.349, 22-63) ... Had a pair of 2-homer games, 6/19 vs NYY and 6/25 vs STL ... Appeared in 2nd consecutive All-Star game (1st election) and came in 2nd to Ken Griffey Jr. in home run hitting contest ... Broke the 5th metacarpal in his right hand (non-displaced fracture), 8/7 at TB, after being hit by a Wilson Alvarez pitch to lead off the 7th inning ... Missed 6 weeks after being put on the 15-day DL, 8/8 ... Despite stint on DL, he garnered one 10th place vote in the AL MVP voting to put him in a tie for 21st place ... At time of the injury, he was hitting .303 with 33 2B, 2 3B, 29 HR and 82 RBI in 111 games and ranked in the top 10 in 9 different categories, including 3rd in doubles (29), tied for 3rd in extra-base hits (64) and tied for 7th in HR (29) ... Activated 9/16 and homered in 1st at-bat vs MIN ... In the post-season, hit a combined .237 with a team-high 6 HR and 10 RBI in 10 games ... The 6 HR tied a single-season playoff record (5th player, B. Robertson, Dykstra, Griffey, B. Williams) and his 4 HR in the ALCS vs NYY set a new ALCS record ... Hit a grand slam in Game 6 of ALCS at NYY (David Cone); it was just the 3rd grand slam in ALCS history (last: CAL's Don Baylor, 1982) and Indians post-season history (last: Albert Belle, 1996 DS) ... Became just the 2nd Indian (Manny Ramirez 2x) to hit two homers in a single post-season game, connecting for 2 in Game 3 of the ALCS vs NYY ... **1999:** Hit 30+ HR for the 4th straight season (only LH batter in Indians history to do so) and led AL in walks (127) for 2nd time in 3 years ... Set a new club record for walks, breaking his 1996 mark (123) ... Became 1st major leaguer since Mickey Mantle in 1958 to lead the AL in both walks and strikeouts (171) ... Led AL with 3 grand slams, tied for 5th with 13 IBB, 6th with .426 OBP% ... Hit longest HR in Jacobs Field history, 7/3 vs KC (Don Wengert), a 511-foot shot to CF that landed above the picnic

plaza ... Served a 3-game suspension, 5/5-7, for charging the mound and Rheal Cormier, 4/23 at BOS ... His .994 fielding % (1019 TC, 6 E) was the 4th-best mark among AL 1st basemen ... Had a 46-game errorless streak, 5/3-7/30 ... Hit .331 (47-142) with RISP ... Went 6-17 (.353) in ALDS vs BOS with 4 HR, 10 RBI in 5 games ... Had 2nd career 2-homer post-season game in Game 5 at Jacobs Field ... Also became 1st player in MLB history to hit 2 grand slams in the post-season after his Game 2, 4th-inning blast off John Wasdin at Jacobs Field ... Ranks 3rd all-time ahead of Babe Ruth (15 HR) with a franchise record 16 career post-season HR ... His 7 career Division Series homers are most in Division Series history (both leagues) ... **2000:** Surpassed the 100-walk, 100-run, 100-RBI mark for 4th time in 5 seasons since 1996 ... Finished 3rd in AL with 118 walks (owns top 4 single-season walk totals in CLE history) ... His 37 HR were tied for 10th among AL sluggers ... Made 106 starts at 1B and made 48 as DH ... Tied ML & club record with 5 SO, 4/9 at TB (37th player, 3rd Indian) ... Hit his 200th career HR, 4/15 vs TEX (Mark Clark) ... Collected his 1,000th career hit, 8/23 vs OAK (Tim Hudson) ... 26 of his 37 homers were solo shots ... Had 4 two-homer games ... Was the 10th hardest batter to double up in AL (1 GIDP/69.6 AB) ... **2001:** Finished 7th in AL MVP voting with 107 points ... His 49 HR were 2nd-highest single-season total in CLE history, (Albert Belle, 50, 1995), ranked 2nd in AL and was most by a LHH in club history, breaking Hal Trosky's 1936 mark of 42 on 8/22 ... Named to his 3rd *Sporting News* Post-Season All-Star Team at 1st base ... His 8 consecutive 20+ homer seasons (since 1994) and his 6 consecutive 30+ homer seasons (since 1996) were new franchise records ... His career-high 124 RBI were 5th-highest total in AL and his 122 as a 1st baseman were most by a CLE infielder since Al Rosen's 145 in 1953 (5th season with 100+ RBI) ... The last CLE left-handed hitter with 120-plus RBI was Larry Doby's 126 in 1954 ... Also finished 2nd in AL in SLG % (.624), tied for 2nd in walks (111), 3rd in OB% (.416), 5th in total bases (328) and tied for 6th in extra-base hits (76) ... Became CLE's all-time career HR leader, 5/29 at DET (Victor Santos), hitting his 243rd career homer as an Indian to surpass Albert Belle's 242 ... Became club's all-time walk leader, 9/4 vs CHI with his 858th as an Indian, passing Tris Speaker's mark of 857 ... Hit 1st career pinch-hit HR, 5/15 at TEX (Mark Petkovsek) ... Went 4-for-5, 3 R, 2 HR, 2 RBI, 6/2 vs NYY, his only 4-hit game of the season (6th career) ... Homered in a career-high and club-tying record 5 straight games, 6/9-14 ... Equaled his career high with 3 HR (2nd time) and 6 RBI (2nd time), 7/6 vs STL ... Had 6 multi-HR games (1 3-HR, 5 2-HR) ... CLE was 29-13 (.690) when he homered ... Hit .307 (141-460) with 25 2B, 46 HR & 114 RBI in 135 games, from 5/1 through end of season ... Named AL Player of the Month for July for 1st time in his career, hitting .381 (37-97) with 12 HR and a league-best 39 RBI ... Posted just the 5th month of 39 RBI or more since 1983 as he won the AL triple crown in July ... His 39 RBI were the most by an Indian in any calendar month since Hal Trosky had 45 RBI in July 1936 ... His 30 HR (tied club record for HR in a single season at home) and 81 RBI at home led all AL players ... His .361 (26-72) average with 2 outs and RISP was the 6th-highest mark in the AL ... Made 144 starts at 1B and 5 starts at DH ... His .992 fielding % was the 6th-best fielding % among AL 1st basemen ... His .313 avg vs RHP was tied for 9th in AL and his .331 mark with RISP was 8th in the league ... Hit his 17th career post-season HR in Game 3 of ALDS vs SEA ... **MISC:** Only Barry Bonds (119) and Alex Rodriguez (113) have more HR than his 101 over the past two seasons (2001-02).

PERSONAL: James Howard Thome ... Married Andrea Pacione (11/7/98); one daughter, Lila Grace (12/15/02) ... 1988 graduate of Limestone (IL) High School where he was All-State in baseball and basketball ... Played baseball and basketball at Illinois Central College ... Was Junior College All-American honorable mention ... 2002 recipient of the Roberto Clemente Award, given annually to the Major League Baseball player who exemplifies Clemente's passion for the game, sportsmanship & community involvement ... Named the Marvin Miller "Man of the Year" in 2001 by the MLBPA for his numerous efforts in the community ... Has served as honorary co-chairman of the United Way Home Run Derby since 1998 ... Program has helped to raise nearly \$175,000 for the United Way's youth programs since 1996 ... Distributed toys to area youths at Christmas from 1998-2001 and made annual donations to Cleveland Indians Charities to fund the event ... Has raised over \$300,000 for the Children's Hospital of Illinois in Peoria, IL ... Has a street named after him in Peoria and purchased a scoreboard for his high school baseball field ... Named "Good Guy" by *The Sporting News* for his charitable efforts ... Participated in the First Energy Grand Slam Summer Literacy Program with wife, Andrea, and served as team's honorary captain for CapCure for Prostate Cancer Awareness in 2001 ... Also did PSAs for The United Way, United Cerebral Palsy, The National Conference for Community & Justice and Ohio's "Buckle Up" Public Safety Campaign.

JIM THOME'S CAREER RECORD

YEAR	CLUB	AVG	G	AB	R	H	2B	3B	HR	RBI	SH	SF	HP	BB	SO	SB	CS	E
1989	Indians, GCL	.237	55	186	22	44	5	3	0	22	3	2	1	21	33	6	4	21
1990	Burlington	.373	34	118	31	44	7	1	12	34	0	0	4	27	18	6	3	11
	Kinston	.308	33	117	19	36	4	1	4	16	0	1	1	24	26	4	1	8
1991	Canton-Akron	.337	84	294	47	99	20	2	5	45	0	3	4	44	58	8	2	17
	Colorado Springs	.285	41	151	20	43	7	3	2	28	0	3	0	12	29	0	0	6
	CLEVELAND	.255	27	98	7	25	4	2	1	9	0	0	1	5	16	1	1	8
1992	Canton-Akron	.336	30	107	16	36	9	2	1	14	0	0	1	24	30	0	2	4
	CLEVELAND	.205	40	117	8	24	3	1	2	12	0	2	2	10	34	2	0	11
	Colorado Springs	.313	12	48	11	15	4	1	2	14	0	0	1	6	16	0	0	8
1993	Charlotte	*.332	115	410	85	136	21	4	25	*102	0	4	7	76	94	1	3	15
	CLEVELAND	.266	47	154	28	41	11	0	7	122	0	5	4	29	36	2	1	6
1994	CLEVELAND	.268	98	321	58	86	20	1	20	52	1	1	0	46	84	3	3	15
1995	CLEVELAND	.314	137	452	92	142	29	3	25	73	0	3	5	97	113	4	3	16
1996	CLEVELAND	.311	151	505	122	157	28	5	38	116	0	2	6	123	141	2	2	17
1997	CLEVELAND	.286	147	496	104	142	25	0	40	102	0	8	3	*120	146	1	1	10
1998	CLEVELAND	.293	123	440	89	129	34	2	30	85	0	4	4	89	141	1	0	10
1999	CLEVELAND	.277	146	494	101	137	27	2	33	108	0	4	4	*127	*171	0	0	6
2000	CLEVELAND	.269	158	557	106	150	33	1	37	106	0	5	4	118	171	1	0	5
2001	CLEVELAND	.291	156	526	101	153	26	1	49	124	0	3	4	111	*185	0	1	10
2002	CLEVELAND	.304	147	480	101	146	19	2	52	118	0	6	5	*122	139	1	2	10
Minors	TOTALS	.317	404	1431	251	453	77	17	51	275	3	13	19	234	304	25	15	90
ML	TOTALS	.287	1377	4640	917	1332	259	20	334	927	1	43	42	997	1377	18	14	124

* League Leader

DIVISION SERIES RECORD

YEAR	CLUB, OPP	AVG	G	AB	R	H	2B	3B	HR	RBI	SH	SF	HP	BB	SO	SB	CS	E
1995	CLE, BOS	.154	3	13	1	2	0	0	1	3	0	0	0	1	6	0	0	0
1996	CLE, BAL	.300	4	10	1	3	0	0	0	0	0	0	1	1	5	0	0	0
1997	CLE, NYY	.200	4	15	1	3	0	0	0	1	1	0	0	0	5	0	0	0
1998	CLE, BOS	.133	4	15	2	2	0	0	2	2	0	0	0	3	5	0	0	0
1999	CLE, BOS	.353	5	17	7	6	0	0	4	10	0	0	0	4	5	0	0	0
2001	CLE, SEA	.158	5	19	2	3	0	0	1	1	0	0	0	2	8	0	0	0
DS	TOTALS	.213	25	89	14	19	0	0	8	17	1	0	1	11	34	0	0	0

LEAGUE CHAMPIONSHIP SERIES RECORD

YEAR	CLUB, OPP	AVG	G	AB	R	H	2B	3B	HR	RBI	SH	SF	HP	BB	SO	SB	CS	E
1995	CLE, SEA	.267	5	15	2	4	0	0	2	5	0	0	0	2	3	0	0	1
1997	CLE, BAL	.071	6	14	3	1	0	0	0	0	0	0	0	5	4	0	0	0
1998	CLE, NYY	.304	6	23	4	7	0	0	4	8	0	0	1	1	8	0	0	0
LCS	TOTALS	.231	17	52	9	12	0	0	6	13	0	0	1	8	15	0	0	1

WORLD SERIES RECORD

YEAR	CLUB, OPP	AVG	G	AB	R	H	2B	3B	HR	RBI	SH	SF	HP	BB	SO	SB	CS	E
1995	CLE, ATL	.211	6	19	1	4	1	0	1	2	0	0	0	2	5	0	0	1
1997	CLE, FLA	.286	7	28	8	8	0	1	2	4	0	0	0	5	7	0	0	1
WS	TOTALS	.255	13	47	9	12	1	1	3	6	0	0	0	7	12	0	0	2

ALL-STAR GAME RECORD

YEAR	CLUB, SITE	AVG	G	AB	R	H	2B	3B	HR	RBI	SH	SF	HP	BB	SO	SB	CS	E
1997	CLE, CLE	.000	1	1	0	0	0	0	0	0	0	0	0	0	0	0	0	0
1998	CLE, COL	.000	1	2	1	0	0	0	0	0	0	0	0	2	1	0	0	0
1999	CLE, BOS	.500	1	2	1	1	0	0	0	1	0	0	0	1	0	0	0	0
ASG	TOTALS	.200	3	5	2	1	0	0	0	1	0	0	0	3	1	0	0	0

THOME'S CAREER TRANSACTIONS

- Selected by Cleveland Indians in 13th round of June 1989 draft
- On disabled list with strained right wrist, March 28-May 18, 1992; included rehabilitation assignment to Canton-Akron, May 9-18.
- On disabled list with strained right shoulder, May 20-June 15, 1992; included rehabilitation assignment to Canton-Akron, June 1-15.
- On disabled list with broken hamate bone in right hand, August 8-September 16, 1998.
- Signed by Philadelphia as a free agent, December 3, 2002.

THOME'S CAREER BATTING BREAKDOWN

2002						Career				
AVG	AB	H	HR	RBI		AVG	AB	H	HR	RBI
.455	11	5	3	3	Arizona	.455	11	5	3	3
-	-	-	-	-	Chicago	.321	28	9	1	4
-	-	-	-	-	Cincinnati	.263	76	20	5	12
.091	11	1	0	1	Colorado	.091	11	1	0	1
.000	7	0	0	0	Florida	.000	7	0	0	0
-	-	-	-	-	Houston	.275	40	11	2	12
-	-	-	-	-	Milwaukee	.267	202	54	15	41
.375	8	3	0	0	Montreal	.375	8	3	0	0
.200	10	2	1	2	New York	.200	10	2	1	2
.286	7	2	0	1	Philadelphia	.286	7	2	0	1
-	-	-	-	-	Pittsburgh	.333	48	16	3	10
-	-	-	-	-	St. Louis	.444	36	16	8	18
.185	27	5	2	6	Anaheim	.317	259	82	17	52
.261	23	6	2	6	Baltimore	.252	282	71	16	62
.286	28	8	4	8	Boston	.262	363	95	24	69
.222	45	10	4	9	Chicago	.293	406	119	37	97
.313	67	21	8	19	Detroit	.310	410	127	41	94
.375	48	18	6	14	Kansas City	.318	384	122	25	79
.365	63	23	11	24	Minnesota	.332	458	152	41	95
.200	20	4	3	6	New York	.254	299	76	22	55
.333	18	6	1	3	Oakland	.286	276	79	21	59
.263	19	5	1	3	Seattle	.266	222	59	7	31
.421	19	8	4	5	Tampa Bay	.326	132	43	10	25
.267	30	8	0	4	Texas	.240	333	80	18	59
.579	19	11	2	4	Toronto	.265	332	88	17	46
.250	4	1	0	1	March	.200	5	1	0	1
.210	81	17	7	19	April	.274	613	168	36	115
.330	94	31	7	19	May	.288	782	225	57	148
.301	83	25	10	18	June	.299	778	233	71	174
.298	47	14	7	17	July	.296	795	235	61	167
.337	83	28	11	21	August	.307	785	241	60	163
.341	88	30	10	23	September	.258	805	208	47	151
-	-	-	-	-	October	.273	77	21	2	8
.350	246	86	30	72	Home	.300	2286	685	182	525
.256	234	60	22	46	Road	.275	2354	647	152	402
.278	126	35	9	32	Day	.273	1441	393	89	302
.314	354	111	43	86	Night	.294	3199	939	245	625
.289	422	122	42	103	Grass	.285	4010	1144	292	822
.414	58	24	10	15	Turf	.298	630	188	42	105
.278	273	79	26	60	Pre-ASG	.291	2418	704	183	495
.338	207	70	26	58	Post-ASG	.283	2222	628	151	432
.245	159	39	12	32	vs LHP	.248	1290	320	53	211
.333	321	107	40	86	vs RHP	.302	3350	1012	281	716
.342	120	41	13	71	RISP	.287	1263	363	76	594
.250	8	2	2	11	Bases loaded	.319	113	36	7	105
.000	1	0	0	0	Pinch-hitting	.225	40	9	1	3
.267	60	16	4	9	DH	.263	396	104	23	70

THOME'S CAREER STATS BY BALLPARK

	AVG	AB	H	HR	RBI		AVG	AB	H	HR	RBI
Wrigley Field	.500	8	4	0	0	County Stadium	.289	83	24	6	23
Cinergy Field	.278	36	10	2	4	Olympic Stadium	.375	8	3	0	0
Coors Field	.091	11	1	0	1	Three Rivers Stadium	.235	17	4	1	3
Pro Player Stadium	.000	7	0	0	0	PNC Park	.273	11	3	0	0
Astrodome	.250	16	4	0	5	Busch Stadium	.263	19	5	2	5
Minute Maid Park	.400	10	4	0	5						
Edison Field	.313	134	42	7	22	Metrodome	.343	239	82	22	50
Memorial Stadium	.313	16	5	0	4	Yankee Stadium	.220	159	35	10	23
Camden Yards	.200	145	29	9	26	N. A. Coliseum	.288	132	38	9	28
Fenway Park	.267	180	48	15	35	Kingdome	.267	75	20	2	8
US Cellular Field	.281	196	55	14	40	SAFECO Field	.196	56	11	1	6
Cleveland Stadium	.237	215	51	6	25	Tropicana Field	.338	71	24	6	13
Jacobs Field	.306	2071	634	176	500	Arlington Stadium	.250	20	5	1	2
Tiger Stadium	.314	118	37	11	20	Ballpark in Arlington	.268	153	41	9	24
Comerica Park	.239	88	21	7	13	SkyDome	.253	154	39	9	20
Kauffman Stadium	.276	192	53	9	22						

THOME'S CAREER FIELDING

POSITION	PCT	G	PO	A	E	TC	DP
First base	.992	756	6235	507	51	6793	637
Third base	.940	492	285	856	73	1214	77

THOME'S GAME HIGHS

HITS: 4 - 6 times, last: 6/2/01 at NYY... **RUNS:** 4 - 3 times, last: 9/5/99 at BAL... **DOUBLES:** 2 - 17 times, last: 9/9/01 vs CWS... **TRIPLES:** 2 - 9/18/95 at CWS... **HOME RUNS:** 3 - 7/22/94 vs CWS and 7/6/01 vs STL... 2 - 24 times, last: 9/25/02 at MIN... **RBI:** 6 - 8/18/96 vs DET and 7/6/01 vs STL... **WALKS:** 4 - 6 times, last: 7/7/01 vs STL... **STOLEN BASES:** 1... **HITTING STREAK:** 16 games - 5/25-6/10/98... **GRAND SLAMS:** 1 - 7 times, last: 7/28/02 vs DET (Juan Acevedo)... **PINCH-HR:** 5/15/01 at TEX (Mark Petkovsek)... **INSIDE-THE-PARK HR:** None.

CLEVELAND RANKINGS

HOME RUNS, CAREER

1. Jim Thome.....334
2. Albert Belle.....242

HOME RUNS, SEASON

1. Jim Thome52 in 2002
2. Albert Belle50 in 1995
3. Jim Thome49 in 2001
4. Albert Belle48 in 1996
5. Manny Ramirez45 in 1998

WALKS, CAREER

1. Jim Thome997
2. Tris Speaker857

ON-BASE %, CAREER

1. Tris Speaker444
2. Joe Jackson441
3. Jim Thome414

RBI, CAREER

1. Earl Averill1084
2. Jim Thome927
3. Nap Lajoie919

SLUGGING %, CAREER

1. Manny Ramirez592
2. Albert Belle580
3. Jim Thome567

RUNS, CAREER

4. Charles Jamieson942
5. Jim Thome917

EXTRA-BASE HITS, CAREER

1. Earl Averill724
2. Tris Speaker667
3. Jim Thome613

DOUBLES, CAREER

8. Hal Trosky287
9. Jim Thome259

GAMES AT 1ST BASE, CAREER

1. Hal Trosky1111
2. George Stovall802
3. Mike Hargrove769
4. Jim Thome756

MAJOR LEAGUE BASEBALL RANKINGS

HOME RUNS, CAREER

52. Rocky Colavito.....	374
Matt Williams	374
54. Gil Hodges	370
55. Ralph Kiner	369
56. Joe DiMaggio	361
57. Gary Gaetti.....	360
58. Johnny Mize.....	259
59. Yogi Berra	358
60. Lee May.....	354
61. Greg Vaughn	352
62. Dick Allen.....	351
63. Chili Davis	350
64. George Foster	348
65. Mike Piazza	347
66. Ellis Burks	345
67. Ron Santo	342
68. Jack Clark	340
Gary Sheffield	340
70. Boog Powell.....	339
Dave Parker.....	339
72. Don Baylor	338
73. Joe Adcock	336
74. Darryl Strawberry.....	335
Larry Walker	335
76. JIM THOME	*334
77. Bobby Bonds	332

*ranks 16th among active players

WALKS, CAREER

60. Ron Santo	1108
61. George Brett.....	1096
62. Paul Molitor	1094
63. Lu Blue	1092
Stan Hack.....	1092
65. Paul Waner	1091
66. Graig Nettles.....	1088
67. Bobby Grich.....	1087
68. Bob Johnson.....	1075
69. Ozzie Smith	1072
70. Harland Clift	1070
Keith Hernandez.....	1070
72. Bill Dahlen	1064
73. Harold Baines	1062
74. Joe Cronin.....	1059
Mark Grace	1059
76. Ron Fairly	1052
77. Billy Williams	1045
78. Norm Cash.....	1043
Eddie Joost.....	1043
80. Roy Thomas	1042
81. Max Carey	1040
82. Rogers Hornsby.....	1038
83. Jim Gilliam.....	1036
84. Sal Bando	1031
85. Jesse Burkett.....	1029
86. Gary Sheffield	1024
87. Rod Carew	1018
Enos Slaughter.....	1018
89. Ron Cey.....	1012
90. Ralph Kiner.....	1011
91. Dummy Hoy	1004
92. Miller Huggins.....	1003
93. Roger Connor	1002
94. Boog Powell.....	1001
95. JIM THOME	*997

*ranks 11th among active players

ON-BASE %, CAREER

Top 10 active (overall ranking)

1. Frank Thomas.....	.4319 (9th)
2. Barry Bonds4281 (11th)
3. Edgar Martinez4242 (14th)
4. Todd Helton4188 (21st)
5. Brian Giles4159 (23rd)
6. Jason Giambi4155 (25th)
7. JIM THOME4144 (28th)
8. Jeff Bagwell4141 (29th)
9. Manny Ramirez..	.4106 (30th)

10. BOBBY ABREU4093 (39th)
------------------------------	---------------------

SLUGGING %, CAREER

Top 10 active (overall ranking)

1. Todd Helton6131 (4th)
2. Manny Ramirez.....	.5991 (7th)
3. Barry Bonds5952 (8th)
4. Vladimir Guerrero5877 (10th)
5. Alex Rodriguez....	.5788 (12th)
6. Mike Piazza.....	.5756 (14th)
7. Larry Walker5745 (15th)
8. Brian Giles.....	.5704 (16th)
9. Frank Thomas5680 (17th)
10. JIM THOME5675 (18th)



CHASE UTLEY

B-T: L-R
HT: 6-1; **WT:** 170
AGE: 24, turns 25 on December 17
BORN: December 17, 1978, Pasadena, CA
RESIDES: Las Vegas, NV
HOW OBTAINED: Phillies 1st round pick (15th overall) in June 2000 draft.

Outfielder

26

2002 SEASON: Non-roster invitee to big league camp . . . Converted from 2nd base to a 3rd base during spring training . . . Made the jump from single-A Clearwater to triple-A Scranton . . . Recipient of Paul Owens Award as best player in the Phillies minor league system . . . Set a Scranton single-season record and led the International League with 39 doubles . . . Tied for 3rd in IL with 57 extra-base hits . . . Led team with 17 HR . . . Phillies Minor League Player of the Week, 4/15-21 (.444, 8-18, 2 HR, 8 RBI) . . . Went 4-for-5 with 4 runs, 2 doubles, HR and 5 RBI, 6/24 vs Columbus . . . Sprained his left ankle, 8/12 at Pawtucket, missing 17 games . . . His fielding improved as the season went on - made 14 errors in first 25 games and another 14 in his last 68 games, including just 5 in his final 41 games . . . Hit .308, 6 2B, 1 3B, 4 HR, 23 RBI for Grand Canyon in Arizona Fall League . . . Average ranked tied for 7th in AFL . . . Rated 2nd-best prospect in Phillies minor league system and 14th-best in IL by *Baseball America* . . . Will return to his original position of 2nd base for the 2003 season.

CAREER: Three-year pro . . . **2000:** Phillies 1st selection (15th overall) in June draft . . . Made pro debut with Batavia (A), 7/30 vs Vermont . . . Tied for team lead in doubles (13) . . . Hit safely in 29 of 40 games with 14 multi-hit games . . . Hit .368 (7-19) in first 4 pro games . . . Reached base safely in 18 straight games, 8/9-24 . . . Hit 1st pro HR, 8/12 vs Utica . . . Phillies Minor League Player of the Month for August . . . Hit .353 (6-17), 2 2B, 1 HR, 7 RBI in final 4 games . . . Hit .286 (2-7), 1 RBI in 2 New York-Penn League playoff games . . . Played in Florida Instructional League . . . Named Phillies' 5th-best prospect by *Baseball America* . . . **2001:** Non-roster invitee to big league camp . . . Spent entire season with Clearwater (A) . . . Tied for team lead in HR (16), 2nd in hits (120) and tied for 2nd in stolen bases (19) . . . Florida State League All-Star . . . Participated in Major League Baseball's All-Star Futures Game played at SAFECO Field (2-3, HR, 2 RBI, SB, 2 runs) . . . Led all FSL 2nd basemen in total chances (574) . . . Phillies Minor League Player of the Week, 7/2-8 (.615, 1 3B, 2 HR, 6 RBI) . . . Was 3-for-3, 3 R, 1 HR, 4 RBI, 7/6 vs Dunedin . . . Had season-high 12-game hit streak, 8/18-29 (.457, 21-46, 4 2B, 3 HR, 10 RBI); 7 of 12 games were multi-hit games . . . Played in FIL.

PERSONAL: Chase Cameron Utley . . . Single . . . 1997 graduate of Long Beach Polytechnic High School . . . Attended UCLA . . . Hit .342 with 174 RBI in 177 career games at UCLA; hit .382 with 22 HR, 69 RBI in 64 games his Junior year . . . Ranks 4th on school's all-time HR list (53) . . . 108 hits ranks tied for 2nd on UCLA's single season list . . . Named Outstanding Player of the 2000 Oklahoma City Regional . . . Selected as 1st-team All-American by *The Sporting News* and NCBWA.

CHASE UTLEY'S CAREER RECORD

YEAR	CLUB	AVG	G	AB	R	H	2B	3B	HR	RBI	SH	SF	HP	BB	SO	SB	CS	E
2000	Batavia	.307	40	153	21	47	13	1	2	22	0	2	2	18	23	5	3	3
2001	Clearwater	.257	122	467	65	120	25	2	16	59	1	6	12	37	88	19	8	17
2002	Scranton	.263	125	464	73	122	*39	1	17	70	0	4	20	46	89	8	3	28
Minors	TOTALS	.267	287	1084	159	289	77	4	35	151	1	12	34	101	200	32	14	48

* League Leader

UTLEY'S CAREER TRANSACTIONS

- Selected by Los Angeles Dodgers in June 1997 draft, but did not sign.
- Selected by Philadelphia in 1st round (15th overall pick) of June 2000 draft.



ERIC VALENT

B-T: L-L

HT: 5-11 **WT:** 195

AGE: 25, turns 26 on April 4

BORN: April 4, 1977, La Mirada, CA

RESIDES: Anaheim, CA

ML SERVICE: 79 days

HOW OBTAINED: Phillies supplemental selection (42nd overall) in June 1998 draft.

Outfielder

12

2002 SEASON: Spent entire minor league season with Scranton (AAA) ... Tied for 4th in International League and led team with 84 RBI ... Had 50 RBI in 56 games, 6/1-8/4 ... Hit .385 (15-39), 8 R, 2 2B, 13 HR, 13 RBI in a season-high 10-game hit streak, 6/8-17 ... Had a season-high 5 RBI, 7/29 vs Syracuse ... Homered in back-to-back games, 8/22-23 at Ottawa ... Phillies Minor League Player of the Week, 8/19-25 (.417, 10-24, 2 HR, 4 RBI) ... Played 111 games in RF, 6 in CF, 1 in LF and 23 at 1B ... Recalled on 9/7 following IL playoffs ... Appeared in 7 games, 5 as PH and 2 as defensive replacement ... Singled in 1st ML at-bat of season (pinch-single), 9/8 vs NYM, 1st career pinch-hit ... Both hits were pinch-singles ... Played 1st base for 1st time in ML career, 9/12 vs FLA ... Played winter ball in Aguilas, DR.

CAREER: Five-year pro ... **1998:** Phillies 2nd selection in 1st round of June draft (42nd overall) ... Made pro debut at Piedmont (A) ... Went 3-for-5 in 1st pro game, 7/10 ... 1st pro HR was a grand slam, 7/23 vs Columbus (3rd game) ... Phillies Minor League Player of the Month for July, .435, 21 G, 8 HR, 28 RBI, .859 SLG % ... Hit 2 HR, 7/29 vs Augusta ... Promoted to Clearwater (A) after 3 weeks at Piedmont ... Homered in 3 straight games, 8/14-14-15, 8 RBI ... Had 15-game hit streak, 8/17-9/2 (.345, 2 HR, 13 RBI) ... Played for Delaware Stars in Maryland Fall League, .262, 2 HR; led club with 8 doubles, 20 RBI ... **1999:** Played entire season at Clearwater ... Finished 1st in Florida State League in RBI (106), 2nd in extra-base hits (60), tied for 4th in runs (91) and 5th in hits (150) and triples (9) ... FSL post-season All-Star ... 106 RBI broke Clearwater Phillies record for RBI in a season (Rusty McNamara, 94, 1998) ... Twice named Phillies Minor League Player of the Month (April & August) ... Named Phillies Minor League Player of the Week, 4/12 ... Had 5 RBI twice: 4/9 vs Sarasota and 4/30 vs Lakeland ... Hit 2 HR in a game 3 times: 4/9 vs Sarasota, 4/30 vs Lakeland, 8/31 vs Dunedin ... Hit for the cycle, 8/10 vs Lakeland (4-5, 1 RBI, 2 R) ... Homered in 3 consecutive games, 8/10-12, going 10-for-14 ... Named the Phillies' 5th best prospect by *Baseball America* ... Played for the Peoria Javelinas in the Arizona Fall League ... **2000:** Played entire season at Reading (AA) ... Ranked 3rd in Eastern League in HR (22) and RBI (90), 5th in walks (70) ... Led team in 8 categories: G (128), AB (469), R (81), TB (219), HR, RBI, BB and SLG % (.467) ... Phillies Minor League Player of the Month and Topps Player of the Month for June, .337, 11 HR, 23 RBI ... Had a .984 fielding % and led EL with 16 outfield assists ... Had a 13-game hit streak, 4/15-28 (.357, 20-56) ... Had two 2-HR games, 6/18 vs Erie and 6/26 at Erie ... Hit 11 of his 22 home runs in June ... Named to post-season EL All-Star Team ... Hit .259 (7-27, HR) in 7 EL playoff games ... Named the 6th-best prospect in the EL and Phillies' 8th-best by *Baseball America* ... **2001:** Began season at Scranton ... Finished 4th in International League in extra-base hits (53), 5th in RBI (78), 9th in doubles (30) and HR (21) and 10th in slugging % (.489) ... Led team in HR and RBI ... Hit in 19 of first 23 games, 4/5-29 (.326), including 11 straight, 4/12-24 ... Had 4 walks, 4/12 at Syracuse ... Phillies Minor League Player of the Month for April (.330, 3 HR, 14 RBI) ... Had RBI in 7 straight games (14 total), 5/14-19 ... Hit 2-out, game-tying, pinch-HR in 9th inning, 6/5 vs Louisville (only minor league pinch-hit appearance of season) ... Recalled on 6/7 ... Was leading IL in RBI (45) and tied for 2nd in HR (11) at time of recall ... Made ML debut, 6/8 at BOS as DH and singled in 9th inning for his 1st ML hit (Derek Lowe) ... Made 1st ML start in the outfield, 6/10 at BOS (LF) and got an assist on 1st ball hit to him (threw runner out at 3rd base) ... Got all 4 hits in first 16 at-bats ... Optioned back to Scranton, 6/15 ... Selected to IL All-Star team ... Recalled again, 7/6 ... Made 4 starts and 6 pinch-hit appearances before being optioned back to Scranton, 7/23 ... Went 5-for-7, 4 runs, double, 2 HR, 4 RBI, in first 2 games back at Scranton ... Recalled a 3rd time, 9/1 ... Overall, made 10 ML starts: 6 in LF, 4 as DH ... Named 16th-best prospect in IL by *Baseball America* ... Named to Topps Minor League AAA All-Star team.

PERSONAL: Eric Christian Valent ... Married Jennifer Weidner (1/17/03) ... 1995 graduate of Canyon High School (Anaheim) ... Attended UCLA where his older brother, Royce, was an assistant coach ... In 1997, finished tied for Pac-10 lead in RBI (91) with Troy Glaus; named to Pac-10 All-Academic, 2nd Team ... Hit .345, 7 HR, 34 RBI for Team USA ... In 1998, led UCLA in HR (30), RBI (73), runs (69) and slugging % (.800); named Pac-10 Southern Conference Player of the Year and Pac-10 All-Academic, 1st Team ... 3rd player in Pac-10 history to hit 30+ HR in a season (Mark McGwire and Troy Glaus); his 30 HR were 2nd only to Delaware's Kevin Mench (33) in all NCAA Division I baseball ... Named 1st Team All-American by *Baseball America* and *Collegiate Baseball* ... Played Little League, Connie Mack and Cape Cod ball ... Hobbies: Exercising, movies, reading and music.

ERIC VALENT'S CAREER RECORD

YEAR	CLUB	AVG	G	AB	R	H	2B	3B	HR	RBI	SH	SF	HP	BB	SO	SB	CS	E
1998	Piedmont	.427	22	89	24	38	12	0	8	28	0	1	0	14	19	0	0	2
	Clearwater	.264	34	125	24	33	8	1	5	25	0	1	3	16	29	1	2	0
1999	Clearwater	.288	134	520	91	150	31	9	20	*106	1	10	5	58	110	5	3	9
2000	Reading	.258	128	469	81	121	22	5	22	90	0	6	5	70	89	2	3	4
2001	Scranton	.272	117	448	65	122	30	2	21	78	0	3	8	49	105	0	1	3
	PHILLIES	.098	22	41	3	4	2	0	0	1	0	0	1	4	11	0	0	0
2002	Scranton	.251	140	546	69	137	34	2	9	84	1	5	1	49	94	0	2	10
	PHILLIES	.200	7	10	1	2	0	0	0	0	0	0	0	0	3	0	0	1
Minors	TOTALS	.274	575	2197	354	601	137	19	85	411	2	26	22	256	446	8	11	28
ML	TOTALS	.118	29	51	4	6	2	0	0	1	0	0	1	4	14	0	0	1

* League Leader

VALENT'S CAREER TRANSACTIONS

- Selected by Detroit Tigers in 26th round of June 1995 draft, but did not sign.
- Selected by Philadelphia as supplemental pick in 1st round (42nd overall) of June 1998 draft.

VALENT'S CAREER BATTING BREAKDOWN

2002						Career				
AVG	AB	H	HR	RBI		AVG	AB	H	HR	RBI
.000	1	0	0	0	Atlanta	.000	1	0	0	0
.000	5	0	0	0	Florida	.000	6	0	0	0
-	-	-	-	-	Montreal	.000	4	0	0	0
.333	3	1	0	0	New York	.200	5	1	0	0
1.000	1	1	0	0	Pittsburgh	1.000	1	1	0	0
-	-	-	-	-	Baltimore	.000	10	0	0	0
-	-	-	-	-	Boston	.300	10	3	0	1
-	-	-	-	-	New York	.000	2	0	0	0
-	-	-	-	-	Tampa Bay	.111	9	1	0	0
-	-	-	-	-	Toronto	.000	3	0	0	0
-	-	-	-	-	June	.211	19	4	0	1
-	-	-	-	-	July	.000	16	0	0	0
.200	10	2	0	0	September	.125	16	2	0	0
.250	8	2	0	0	Home	.125	16	2	0	0
.000	2	0	0	0	Road	.114	35	4	0	1
.250	4	1	0	0	Day	.136	22	3	0	1
.167	6	1	0	0	Night	.103	29	3	0	0
.000	2	0	0	0	Grass	.130	23	3	0	1
.250	8	2	0	0	Turf	.107	28	3	0	0
-	-	-	-	-	Pre-ASG	.138	29	4	0	1
.200	10	2	0	0	Post-ASG	.091	22	2	0	0
-	-	-	-	-	vs LHP	.000	2	0	0	0
.200	10	2	0	0	vs RHP	.122	49	6	0	1
.000	0	0	0	0	RISP	.000	12	0	0	1
-	-	-	-	-	Bases loaded	.000	1	0	0	1
.400	5	2	0	0	Pinch-hitting	.143	14	2	0	0
-	-	-	-	-	DH	.231	13	3	0	0

VALENT'S CAREER STATS BY BALLPARK

	AVG	AB	H	HR	RBI		AVG	AB	H	HR	RBI
Pro Player Stadium	.000	3	0	0	0	Camden Yards	.000	10	0	0	0
Olympic Stadium	.000	3	0	0	0	Fenway Park	.300	10	3	0	1
Veterans Stadium	.125	16	2	0	0	Tropicana Field	.111	9	1	0	0

VALENT'S CAREER FIELDING

POSITION	PCT	G	PO	A	E	TC	DP
First base	.750	1	3	0	1	4	2
Outfield	1.000	10	20	2	0	22	0



JEREMY WEDEL

B-T: R-R

HT: 6-0; **WT:** 195

AGE: 26, turns 27 on November 27

BORN: November 27, 1976, Wasco, CA

RESIDES: Wasco, CA

HOW OBTAINED: Phillies 20th round pick in June 1998 draft

Right-Handed Pitcher

70

2002 SEASON: Spent entire season with Scranton (AAA) ... Led team in relief wins (7) ... Made just 1 appearance before being placed on DL, 4/8, with a torn fingernail on his right middle finger ... Activated on 4/15 ... Had a 0.36 ERA through first 18 appearances (25.0 IP, 1 ER); included a 19.1 inning scoreless streak, 5/4-6/18 ... Recorded the win in 3 straight appearances, 5/16-20 ... Returned to DL, 5/28-6/4 with a strained upper back ... Allowed earned runs in just 9 of 43 appearances ... Went 5-1, 1.71 ERA on the road.

CAREER: 5-year pro ... **1998:** Selected by Phillies in 20th round of June draft ... Made pro debut at Batavia (A) ... Went 5-1, 3.69 ERA in August ... Finished 4th in New York-Penn League in innings (88.1) ... Tied for most starts among all Phillies short-season minor leaguers with Geoff Geary (15) ... **1999:** Began season in extended spring ... Promoted to Clearwater (A), 5/13 ... Sent to Piedmont (A), 5/24 ... Did not allow an earned run in 7 consecutive appearances 6/28-7/31 (16.2 innings) ... Returned to Clearwater, 9/3 ... **2000:** Spent entire season at Clearwater ... For 2nd straight season, had 7 consecutive scoreless appearances, 4/19-5/11 ... Allowed just 1 HR in 71.2 innings ... Participated in Florida Instructional League ... **2001:** Spent entire season with Reading (AA) ... Placed on DL, 4/25-5/4 with a strained right rib cage muscle ... Did not allow a run in 12 consecutive innings, 4/20-5/20 (8 games) ... Had a 2.03 ERA in 10 June games (13.1 IP, 3 ER) ... Played winter ball for Zulia, Venezuela.

PERSONAL: Jeremy Michael Wedel ... Single ... 1994 graduate of Wasco Union High School ... Attended Armstrong Atlantic State University ... Played Little League and Kansas Jayhawk League ball.

JEREMY WEDEL'S CAREER RECORD

YEAR	CLUB	W-L	ERA	G	GS	CG	SHO	SV	IP	H	R	ER	HR	HB	BB	SO	WP	BK
1998	Batavia	7-6	4.38	16	15	1	0	0	88.1	102	48	43	3	3	15	65	11	0
1999	Piedmont	5-3	2.16	23	0	0	0	3	50.0	46	19	12	2	3	8	40	2	0
	Clearwater	0-0	1.69	4	0	0	0	0	5.1	4	1	1	0	0	1	3	1	0
2000	Clearwater	5-4	2.13	39	0	0	0	9	71.2	43	19	17	1	3	30	45	4	0
2001	Reading	5-3	3.71	45	0	0	0	5	63.0	67	33	26	4	6	16	43	1	1
2002	Scranton	7-1	2.69	43	0	0	0	1	60.1	60	24	18	1	4	20	34	1	1
Minors	TOTALS	29-17	3.11	170	15	1	0	18	338.2	322	144	117	11	19	90	230	20	2

WEDEL'S CAREER TRANSACTIONS

- Selected by Philadelphia in 20th round of June 1998 draft.



TURK WENDELL

B-T: L-R
HT: 6-2; **WT:** 205
AGE: 35, turns 36 on May 19
BORN: May 19, 1967, Pittsfield, MA
RESIDES: Castle Rock, CO
ML SERVICE: 8 years, 68 days

HOW OBTAINED: Acquired from the New York Mets with Dennis Cook for Bruce Chen and Adam Walker, 7/27/01.
CONTRACT STATUS: Signed a 3-year contract with the Mets, 12/1/00, taking him through 2003.

Right-Handed Pitcher

13

2002 SEASON: Suffered from recurring tendinitis in his right elbow during spring training and spent entire season on the DL ... Had surgery to excise the irritated area of the tendon on his right arm, 5/20, by Dr. David Altcheck at the Hospital for Specialized Surgery in New York.

CAREER: 15-year pro ... **1998:** Selected by Braves in 5th round of June draft ... Began pro career at Pulaski (R) ... Led Appalachian League in innings (101.0) and complete games (6) ... **1989:** Spent majority of season at Burlington (A) ... Led Midwest League in shutouts (5) ... Tied for league lead in complete games (9) ... Also made brief appearances at Greenville (AA) and Durham (A) ... **1990:** Split season between Greenville and Durham ... Made 1st career relief appearance for Greenville; earned 2 saves ... **1991:** Began season with Greenville ... Starting pitcher for Double-A All-Star Game ... Made 3 starts at Richmond (AAA) ... Traded to Cubs, 9/29 ... **1992:** Spent entire season on Iowa (AAA) roster ... Placed on DL, 5/4, with a right elbow stress fracture and missed remainder of season ... **1993:** Began season with Iowa (AAA) ... Recalled by Cubs, 6/15 ... Made ML debut, 6/17 vs STL and took the loss (3.2 IP, 5 R) ... Picked up 1st ML hit, 6/28 at SD (bunt single off Greg Harris) ... Made 3 starts before being optioned back to Iowa, 6/29 ... Recalled on 9/17 ... Earned 1st ML win in final game of season, 10/3 at SD (7.0 IP); began game with 5.1 no-hit innings ... **1994:** Began season with Iowa ... Recalled by Cubs on 4/23 ... Optioned back, 5/12 ... Recalled for 2nd time, 6/6-21 ... Despite 2 stints in the majors, ranked tied for 1st in American Association in shutouts (3), 2nd in complete games (6), 5th in ERA (2.95) and tied for 5th in wins (11) ... **1995:** Opened season on the DL with right shoulder tendinitis ... Made 5 rehab appearances with Daytona (A) and 4 with Orlando (AA) ... Activated on 5/27 ... 1st season to pitch exclusively in relief ... Struck out 5 batters in 2.1 IP, 8/26 vs ATL ... Had contract outrighted to Iowa on 8/31, but did not appear in a game before being recalled on 9/6 ... **1996:** Earned 1st ML save, 4/14 at SF, with 4 SO in 2.1 innings ... Had a career-high 18 saves and a career-low 2.84 ERA ... **1997:** Began season with CHI ... Traded to NYM, 8/8 ... **1998:** Did not allow an earned run from 6/1-30 (10 G) with NYM ... Threw 12.0 scoreless innings, 8/4-21 ... Pitched a career-high 13.1 scoreless innings, 9/12-23 ... Established NYM club record by appearing in 9 consecutive games, 9/14-23 (12.0 IP, 0 ER); broke Jesse Orosco's mark of 7 straight, 6/6-13/86 ... **1999:** Appeared in NYM club-high and career-high 80 games; set the record, 9/26 at PHI ... Finished 2nd in NL in games ... Set career highs in innings (85.2) and strikeouts (77) ... Went 2-0 in the playoffs; 1-0 in both the Division Series vs ARI and LCS vs ATL ... **2000:** Led team and finished 4th in majors in appearances (77) ... Allowed only 6 of 38 inherited runners to score (15%), the 4th-lowest mark in the majors ... Ranked 5th in NL with 8 relief wins ... Won a career-high 8 games ... Worked a season-high 7.1 scoreless innings, 4/19-27 ... Struck out a career-high 6 batters, 8/17 vs COL ... Earned 1st save of season, 8/28 vs HOU (2.0 IP, 0 ER) ... Was unscored upon in 56 of 77 outings ... Held right-handers to a .196 (37-189) average and lefties hit just .225 (23-102) ... **2001:** Began season with NYM ... Allowed just 1 ER in his first 9 games (0.84 ERA) ... Struck out a season-high 4 batters in 2.0 IP, 4/20 at CIN ... Had a career-high 11.2 inning walkless streak, 4/30-5/18 (10 games) ... Threw a career-high 13.2 consecutive scoreless innings, 5/5-27 (11 games) ... Made final appearance for NYM, 7/26 vs PHI (1.0 IP, 2 SO) ... Traded to PHI, 7/27 ... Made PHI debut, 7/28 (1.0 IP, 1 ER) ... Made final appearance of season, 9/18 vs ATL (0.2 IP, 1 H) ... Was shut down after that game with acute tendinitis in his right elbow, did not pitch the remainder of season ... Finished season with 6.2 inning scoreless streak in 7 games.

PERSONAL: Steven John (Turk) Wendell ... Married, wife's name is Barbara; one daughter, Dakota Karoline (4/20/98) and one son, Wyatt Dylan (2/11/00) ... 1985 graduate of Wahconah (MA) Regional High School ... During his senior year, he threw 3 no-hitters and was named to the All-Western Massachusetts team ... Attended Quinnipiac College in Hamden, CT for 3 years before being drafted ... Received his Associate's Degree in Liberal Arts in June 1999 ... In college, he was All-Conference in 1987 and 2nd Team All-New England in 1988 ... Honored by New York Chapter of the BBWAA, 2/6/00, with the Joan Payson Award for Community Service and received the Humanitarian Award from the New Jersey Sports Writers for his charitable work ... Received the Good Guy award from the New York Press Photographers Association, 2/5/00 ... Flew an F-16 Fighter Jet with the Thunderbirds for 1 hour, 15 minutes from Las Vegas' Nellis Air Force Base; hit 9.4 G-Forces, the most hit by anyone other than a pilot.

TURK WENDELL'S CAREER RECORD

YEAR	CLUB	W-L	ERA	G	GS	CG	SHO	SV	IP	H	R	ER	HR	HB	BB	SO	WP	BK
1988	Pulaski	3-8	3.83	14	14	*6	1	0	*101.0	85	50	43	3	6	30	87	7	6
1989	Burlington	9-11	2.21	22	22	#9	*5	0	159.0	127	63	39	7	3	41	153	1	6
	Greenville	0-0	9.82	1	1	0	0	0	3.2	7	5	4	3	0	1	3	0	0
	Durham	2-0	1.13	3	3	1	0	0	24.0	13	4	3	0	0	6	27	0	0
1990	Greenville	4-9	5.74	36	13	1	1	2	91.0	105	70	58	5	11	48	85	8	2
	Durham	1-3	1.86	6	5	1	0	0	38.2	24	10	8	3	2	15	26	2	0
1991	Greenville	11-3	2.56	25	20	1	1	0	147.2	130	47	42	4	6	51	122	11	0
	Richmond	0-2	3.43	3	3	1	0	0	21.0	20	9	8	3	3	16	18	2	0
1992	Iowa	2-0	1.44	4	4	0	0	0	25.0	17	7	4	3	0	15	12	1	0
1993	Iowa	10-8	4.60	25	25	3	0	0	148.2	148	88	76	9	6	47	110	9	3
	CHICAGO (NL)	1-2	4.37	7	4	0	0	0	22.2	24	13	11	0	0	8	15	1	1
1994	Iowa	11-6	2.95	23	23	6	#3	0	168.0	141	58	55	12	9	28	118	4	2
	CHICAGO (NL)	0-1	11.93	6	2	0	0	0	14.1	22	20	19	3	0	10	9	1	0
1995	Daytona - a	1-0	3.86	5	0	0	0	1	7.0	6	3	3	0	0	4	7	1	0
	Orlando - a	0-0	1.17	4	2	0	0	0	7.2	5	2	1	0	1	1	8	0	0
	CHICAGO (NL)	3-1	4.92	43	0	0	0	0	60.1	71	35	33	11	2	24	50	1	0
1996	CHICAGO (NL)	4-5	2.84	70	0	0	0	18	79.1	58	26	25	8	3	44	75	3	2
1997	CHICAGO (NL)	3-5	4.20	52	0	0	0	4	60.0	53	32	28	4	1	39	54	4	0
	NEW YORK (NL)	0-0	4.96	13	0	0	0	1	16.1	15	10	9	3	1	14	10	0	0
	CHI/NYM	3-5	4.36	65	0	0	0	5	76.1	68	42	37	7	2	53	64	4	0
1998	NEW YORK (NL)	5-1	2.93	66	0	0	0	4	76.2	62	25	25	4	2	33	58	1	0
1999	NEW YORK (NL)	5-4	3.05	80	0	0	0	3	85.2	80	31	29	9	2	37	77	2	1
2000	NEW YORK (NL)	8-6	3.59	77	0	0	0	1	82.2	60	36	33	9	5	41	73	0	1
2001	NEW YORK (NL)	4-3	3.51	49	0	0	0	1	51.1	42	23	20	8	3	22	41	1	0
	PHILLIES	0-2	7.47	21	0	0	0	0	15.2	21	13	13	4	1	12	15	1	0
	NYM/PHI	4-5	4.43	70	0	0	0	1	67.0	63	36	33	12	4	34	56	2	0
2002	PHILLIES	Injured - Did Not Pitch																
Minors	TOTALS	54-50	3.29	171	135	29	11	3	942.1	828	416	344	52	47	303	776	46	19
ML	TOTALS	33-30	3.90	484	6	0	0	32	565.0	508	264	245	63	20	284	477	15	5

* League Leader # Tied for League Lead a - Rehabilitation Assignment

DIVISION SERIES RECORD

YEAR	CLUB, OPP	W-L	ERA	G	GS	CG	SHO	SV	IP	H	R	ER	HR	HB	BB	SO	WP	BK
1999	NYM, ARI	1-0	0.00	2	0	0	0	0	2.0	0	0	0	0	0	2	0	0	0
2000	NYM, SF	0-0	0.00	2	0	0	0	0	2.0	0	0	0	0	0	1	5	0	0
DS	TOTALS	1-0	0.00	4	0	0	0	0	4.0	0	0	0	0	0	3	5	0	0

LEAGUE CHAMPIONSHIP SERIES RECORD

YEAR	CLUB, OPP	W-L	ERA	G	GS	CG	SHO	SV	IP	H	R	ER	HR	HB	BB	SO	WP	BK
1999	NYM, ATL	1-0	4.76	5	0	0	0	0	5.2	2	3	3	0	1	4	5	0	0
2000	NYM, STL	1-0	0.00	2	0	0	0	0	1.1	1	0	0	0	0	1	2	0	0
LCS	TOTALS	2-0	3.86	7	0	0	0	0	7.0	3	3	3	0	1	5	7	0	0

WORLD SERIES RECORD

YEAR	CLUB, OPP	W-L	ERA	G	GS	CG	SHO	SV	IP	H	R	ER	HR	HB	BB	SO	WP	BK
2000	NYM, NYY	0-1	5.40	2	0	0	0	0	1.2	3	1	1	0	0	2	2	0	0

MAJOR LEAGUE HITTING TOTALS

	AVG	AB	R	H	2B	3B	HR	RBI	SH	SF	HP	BB	SO	SB	CS	E
2001	.000	2	0	0	0	0	0	0	0	0	0	0	1	0	0	0
Career	.077	39	1	3	0	0	0	0	1	0	0	5	17	0	0	8

WENDELL'S CAREER TRANSACTIONS

- Selected by Atlanta Braves in 5th round of June 1988 draft.
- Traded to Chicago Cubs with Yorkis Perez (lhp), September 29, 1991, for Damon Berryhill (c) and Mike Bielecki (rhp).
- On disabled list with right shoulder tendinitis, April 15-May 27, 1995; included rehabilitation assignments to Daytona, May 5-15 and Orlando, May 15-27.
- Traded to New York Mets with Mel Rojas (rhp) and Brian McRae (of), August 8, 1997, for Lance Johnson (of) and two players to be named (Mark Clark, rhp and Manny Alexander, inf).
- Re-signed by New York Mets as a free agent, December 1, 2000.
- Traded to Philadelphia with Dennis Cook (lhp), July 27, 2001, for Bruce Chen (lhp) and Adam Walker (lhp).
- On disabled list with right elbow medial epicondylitis, March 30, 2002 through remainder of the season.

WENDELL'S CAREER PITCHING BREAKDOWN

2001						Career				
W-L-S	ERA	G	IP	ER		W-L-S	ERA	G	IP	ER
0-0-0	13.50	2	2.0	3	Arizona	1-0-1	3.00	11	12.0	4
0-0-0	5.40	7	5.0	3	Atlanta	1-1-1	2.82	39	44.2	14
0-0-0	10.13	3	2.2	3	Chicago	0-0-0	8.10	14	13.1	12
0-0-0	0.00	3	4.1	0	Cincinnati	3-2-0	6.03	28	34.1	23
0-0-0	13.50	5	2.0	3	Colorado	4-3-0	6.03	35	34.1	23
2-2-0	3.68	6	7.1	3	Florida	4-4-1	2.08	35	43.1	10
0-0-0	9.00	2	2.0	2	Houston	0-1-6	3.32	35	43.1	16
0-0-1	1.69	4	5.1	1	Los Angeles	2-1-1	3.05	32	41.1	14
0-0-0	6.75	4	4.0	3	Milwaukee	2-0-2	3.31	14	16.1	6
1-0-0	1.86	9	9.2	2	Montreal	3-2-3	1.43	40	44.0	7
0-1-0	4.15	5	4.1	2	New York	1-2-2	6.32	15	15.2	11
0-0-0	1.69	4	5.1	1	Philadelphia	2-1-4	4.17	37	36.2	17
-	-	-	-	-	Pittsburgh	2-3-1	4.98	25	34.1	19
0-1-0	18.00	2	1.0	2	St. Louis	1-5-3	4.86	35	46.1	25
0-0-0	0.00	2	3.0	0	San Diego	4-2-1	4.50	28	42.0	21
0-0-0	3.38	4	2.2	1	San Francisco	2-2-4	3.18	25	28.1	10
-	-	-	-	-	Baltimore	0-0-0	0.00	6	4.2	0
0-0-0	0.00	1	1.0	0	Boston	0-0-1	2.70	4	3.1	1
-	-	-	-	-	Chicago	0-0-0	0.00	1	1.0	0
-	-	-	-	-	Kansas City	0-0-0	0.00	1	1.0	0
1-1-0	9.00	4	3.0	3	New York	1-1-0	3.68	10	7.1	3
0-0-0	9.00	1	1.0	1	Tampa Bay	0-0-0	7.71	5	4.2	4
0-0-0	0.00	2	1.1	0	Toronto	0-0-1	3.55	9	12.2	5
0-0-0	2.08	12	13.0	3	Mar/April	8-3-4	3.65	76	93.2	38
1-1-1	2.87	14	15.2	5	May	7-6-2	4.73	68	78.0	41
2-1-0	5.91	12	10.2	7	June	3-4-8	4.02	88	116.1	52
1-2-0	6.23	13	13.0	9	July	4-7-4	3.44	81	86.1	33
0-1-0	7.84	14	10.1	9	August	4-3-8	3.78	94	100.0	42
0-0-0	0.00	5	4.1	0	Sept/Oct	7-7-6	3.87	77	90.2	39
4-0-1	3.89	31	34.2	15	Home	24-12-18	3.34	244	296.0	110
0-5-0	5.01	39	32.1	18	Road	9-18-14	4.52	240	269.0	135
1-2-0	2.95	25	21.1	7	Day	20-13-19	3.74	214	255.0	106
3-3-1	5.12	45	45.2	26	Night	13-17-13	4.04	270	310.0	139
4-5-1	4.76	5	51.0	27	Grass	31-25-26	3.71	388	456.1	188
0-0-0	3.38	16	16.0	6	Turf	2-5-6	4.72	96	108.2	57
3-3-1	4.19	42	43.0	20	Pre-ASG	20-16-14	4.21	254	309.2	145
1-2-0	4.88	28	24.0	13	Post-ASG	13-14-18	3.52	230	255.1	100
-	-	-	-	-	Starter	1-3-0	7.24	6	27.1	22
4-5-1	4.43	70	67.0	33	Reliever	32-27-32	3.73	478	537.2	223

WENDELL'S CAREER STATS BY BALLPARK

	W-L-S	ERA	G	IP	ER		W-L-S	ERA	G	IP	ER
Bank One Ballpark	0-0-1	0.00	3	3.0	0	County Stadium	1-0-0	3.68	5	7.1	3
Atl.-Fulton Co. Stadium	0-0-1	6.35	4	5.2	4	Miller Park	0-0-0	6.75	4	4.0	3
Turner Field	0-0-0	1.06	16	17.0	2	Olympic Stadium	0-1-1	1.13	20	24.0	3
Wrigley Field	8-7-11	4.08	101	130.0	59	Shea Stadium	16-7-9	2.96	150	173.1	57
Tokyo Dome	0-0-0	0.00	2	1.1	0	Veterans Stadium	1-0-2	3.18	29	28.1	10
Cinergy Field	1-2-0	9.69	13	13.0	14	Three Rivers Stadium	0-1-0	6.75	10	13.1	10
Coors Field	2-1-0	9.17	21	17.2	18	Busch Stadium	0-2-2	5.33	21	25.1	15
Pro Player Stadium	1-3-0	3.71	15	17.0	7	Qualcomm Stadium	2-2-1	5.33	14	25.1	15
Astrodome	0-1-3	4.42	13	18.1	9	3Com Park	0-0-1	2.35	6	7.2	2
Minute Maid Park	0-0-0	4.50	2	2.0	1	Pacific Bell Park	0-1-0	7.71	6	4.2	4
Dodger Stadium	1-1-0	1.50	10	12.0	2						
Camden Yards	0-0-0	0.00	4	2.1	0	Yankee Stadium	0-1-0	4.50	5	4.0	2
Fenway Park	0-0-0	6.75	2	1.1	1	Tropicana Field	0-0-0	6.75	3	2.2	2
US Cellular Field	0-0-0	0.00	1	1.0	0	SkyDome	0-0-0	5.40	4	3.1	2

WENDELL'S CAREER FIELDING

POSITION	PCT	G	PO	A	E	TC	DP
Pitcher	.945	484	64	73	8	145	6

WENDELL'S GAME HIGHS

STRIKEOUTS: 6 - 8/7/00 vs COL... **WALKS:** 3 - 13 times, last: 6/22/01 vs ATL... **LONGEST OUTING:** Starter: 7.1 inn - 6/28/93 at SD... Reliever: 5.0 inn - 7/13/95 vs CIN... **WINNING STREAK:** 4 games - 3/31-8/6/98... **LOSING STREAK:** 3 games - 2 times; last: 8/31-9/7/99... **SCORELESS STREAK:** 13.2 inn - 5/5-27/01... **WALKLESS STREAK:** 11.2 inn - 4/30-5/18/01.



RANDY WOLF

B-T: L-L

HT: 6-0; **WT:** 198

AGE: 26, turns 27 on August 22

BORN: August 22, 1976, Canoga Park, CA

RESIDES: West Hills, CA

ML SERVICE: 3 years, 115 days

HOW OBTAINED: Phillies 2nd round pick in June 1997 draft.

Left-Handed Pitcher

43

2002 SEASON: Became 1st Phillies LHP to post double digits in wins in 3 consecutive seasons (11-10-11) since Terry Mulholland, 1991-93... His 3.20 ERA was 8th-best in NL... Finished 2nd in NL with 1.61 ERA in day games, tied for 4th in SHO (2), held opponents to 7th-lowest avg (.223) and ranked 8th in sacrifice hits (12)... Led Phillies pitching staff with career highs in ERA, IP (210.2) and SO (172), also led team in CG (3) and SHO... Won just 11 games thanks in part to having the 2nd-lowest run support in NL (min. 25 starts) with 3.61 runs/game (Ben Sheets, 3.59 runs/game)... Began season on 15-day DL with left elbow tendinitis... Made 1 rehab start for Clearwater (A) before being activated, 4/12... Had a 7.09 ERA in first 5 starts of season and a 2.64 ERA in remaining 26 starts... Allowed 2 ER or less in 17 of 31 starts and 3 ER or less in 23 of 31... Posted a 2.10 ERA after the All-Star break... Pitched at least 6.0 innings in 26 starts (84%), including his final 19 of the season... Made a pinch-hit appearance, 7/31 vs SF (struck out)... Hit 1st career HR, 8/22 at MIL (Jimmy Osting)... Threw a 4-hit, 4-0 shutout, 8/16 vs MIL and a 4-hit, 1-0 shutout, 8/31 at NYM... Pitched 27.0 consecutive scoreless innings, 8/11-9/5, spanning 4 starts, including 2 SHO; 9th-longest streak in club history... Streak was snapped in the 1st inning, 9/5 at MTL, on a solo HR by Vladimir Guerrero - only run he allowed in 3rd complete game of season... Went 4-0, 1.37 ERA in 6 August starts... Pitched 8.0 shutout innings, 9/15 vs PIT, but did not get the win as the Phillies won, 1-0, in 10 innings... Struck out a career-high 13 batters, 9/21 (2) at CIN; 9th career double-digit SO game and 4th of season... Finished the season with as many strikeouts as hits allowed (172)... Phillies were 10-2 in his final 12 starts, including winning 8 straight, 7/26-9/5... Is 16-11, 2.95 ERA in 41 starts since the 2001 All-Star break... Member of MLB All-Star team which toured Japan in November.

CAREER: Six-year pro... **1997:** Selected by Phillies in 2nd round of June draft... Made pro debut at Batavia (A) after signing on 7/11... Struck out 10 in 3rd pro start... Phillies Minor League Pitcher of the Month for August, 4-0, 1.75 ERA... Struck out organization-high 14, 8/23 vs Jamestown... Led Phillies short-season starters in ERA (1.58)... Was 0-0, 0.00 in 2 playoff starts, 16 strikeouts, 11 innings... Played in Florida Instructional League... **1998:** Began season at Reading (AA)... Struck out season-high 13 in 8 innings, 4/18 at Norwich, in 3-1 win... Phillies Minor League Pitcher of the Month for April, 2-0, 1.44 ERA, 25.0 IP, 33 SO... Promoted to Scranton (AAA), 4/29... Was leading Eastern League in strikeouts

(33) at time of promotion . . . Lost 1st pro game, 5/20 vs Louisville, after going 8-0 dating back to 1997 . . . Won 4 in a row at Scranton, 7/14-8/4 . . . Ended season with 3-hitter, 9 strikeouts, 9/4 vs Pawtucket . . . LH batters hit .213 . . . Pitched for Sun Cities of Arizona Fall League; finished 5th in AFL with 2.83 ERA in 9 starts . . . **1999:** Began season at Scranton . . . International League Pitcher of the Week, 4/8-17, 2-0, 14.0 IP, 0 R, 15 SO . . . Hit 5th HR in team history by Red Barons pitcher, 6/5 vs Richmond; 1st since Pat Combs, 7/3/94 at Ottawa . . . Was leading IL in strikeouts (72) and was 10th in ERA (3.61) when contract was purchased by Phillies, 6/9 . . . Won ML debut, 6/11 vs TOR, 8-4, 5.2 IP, 1 ER . . . Singled for 1st ML hit, 6/16 at SD (Sterling Hitchcock) . . . Threw season-high 8.0 innings, twice: 6/16 at SD (7 SO) and 7/2 vs CHI (10 SO) . . . Made just 2nd relief appearance of pro career, 7/11 vs BAL (day prior to All-Star break), 1.0 IP, 2 ER (previous relief app: 6/10/98 at Charlotte, 4.2 IP in relief of rehabbing Ricky Bottalico) . . . Won first 5 decisions, becoming 1st Phillie to do so since Marty Bystrom (7-0) in 1980-81 . . . Lost a team-high 8 straight following 5-0 start; longest losing streak since Tyler Green finished 1998 with an 8-game streak . . . Picked up 1st ML extra-base hit (double), 8/21 vs LA . . . Won on 9/17 at NYM to break losing streak, striking out season-high 11 . . . Held ML lefties to a .209 (18-86) average . . . **2000:** Led club with career highs in wins (11), starts (32), walks (83), a team high in innings (206.1) and was 2nd in strikeouts (160) . . . His 3.64 ERA on the road ranked 5th in NL . . . Held lefties to a .227 (25-110) average . . . 11 wins were most by a Phillies lefty since Danny Jackson won a team-leading 14 in 1994 . . . 206.1 innings were most by a Phillies lefty since Jackson's 210.1 in 1993 . . . Won 1st official game played at HOU's Enron Field on 4/7, 4-1 . . . Threw 1st ML complete game in front of hometown crowd, 5/28 at LA, 4-2 . . . Had team-longest 19.1 inning walkless streak, 6/24-7/17 . . . 17 of his 32 starts were decided by 2 runs or less (23 by 3 or less), but Phils went just 13-19 in his starts . . . **2001:** Led team with career-high 4 complete games, tied for 4th-most in NL . . . Held left-handed hitters to lowest average in NL (.171) . . . Had 3.28 ERA at night, 7th-best in NL . . . Struck out season-high 10 batters 3 times, in a span of 4 starts, 5/5-5/23 . . . Was undefeated in May with 5 straight quality starts (3-0, 1.53 ERA, 45 SO) . . . Pitched 2nd career CG, 6/8 at BOS (8.0 IP, 8 H, 3 ER, 7 SO) . . . Moved into the bullpen following his start on 6/27 vs ATL and made 3 appearances . . . Returned to rotation following All-Star break and went 5-2, 2.19 ERA . . . Had team-best 17.0 inning walkless streak, 7/16-8/1 . . . Had rain-shortened CG (6.0 IP), 8/1 at COL; won 8-1 . . . Placed on DL, 8/2, with a sprained left ankle, suffered on dugout steps at Pacific Bell Park on 8/1 . . . Made 3 minor league rehab starts before being activated on 9/1 . . . Pitched 1st pro shutout, 9/8 at MTL (9.0 IP, 6 H, 2 BB, 5 SO), 7-0 . . . Threw 1-hit shutout in final home appearance of season, 9/26 vs CIN (8-0 win); 1st 1-hitter by a Phillie since Curt Schilling on 9/9/92 vs NYM . . . Had 13.0 inning scoreless streak, 9/26-10/2.

PERSONAL: Randall Christopher Wolf . . . Single . . . 1994 graduate of El Camino Real High School (CA) . . . Threw a no-hitter and perfect game in consecutive starts as a junior; 12-3 as a senior with .443 average, 6 HR, 28 RBI; 2-year totals: 23-4, 1.13 ERA, 191.0 IP, 265 SO . . . Attended Pepperdine University . . . All-West Coast Conference 1st team as a freshman (9-1, 2.16 ERA), sophomore (7-2, 2.02) and junior (9-4, 1.79) . . . Pitched for Team USA in 1995 (4-0, 1.90 ERA, 24.0 IP, 30 SO) and 1996 (2-0, 4.50 ERA, 14.0 IP, 13 SO) . . . No-hit Gonzaga, 2-0, on 3/15/96 and twice struck out 13 in a game . . . In 1997, his .228 opponents average was 2nd-lowest in NCAA . . . WCC's Pitcher of the Year in 1997, leading WCC in ERA (1.79) and strikeouts (128) . . . 3-year college totals: 27-8, 1.97 ERA, 315 IP, 88 BB, 328 SO; as a hitter: .262, 3 HR, 31 RBI . . . Named 2nd-Team All-American by *Baseball America* . . . Played Little League, Pony League and American Legion baseball . . . Cousin Sid Akins played minor league baseball . . . Brother, Jim, is a triple-A umpire . . . Since 2001 has co-hosted a January celebrity billiards tournament, with Doug Glanville and Mike Lieberthal, to raise money for the Philadelphia Futures mentor program . . . Took part in "Baseballers Against Drugs" free baseball clinic for inner city kids.

RANDY WOLF'S CAREER RECORD

YEAR	CLUB	W-L	ERA	G	GS	CG	SHO	SV	IP	H	R	ER	HR	HB	BB	SO	WPBK
1997	Batavia	4-0	1.58	7	7	0	0	0	40.0	29	8	7	1	2	8	53	0 0
1998	Reading	2-0	1.44	4	4	0	0	0	25.0	15	4	4	0	1	4	33	0 0
	Scranton	9-7	4.62	24	23	1	0	0	148.0	167	88	76	16	4	48	118	6 1
1999	Scranton	4-5	3.61	12	12	0	0	0	77.1	73	36	31	8	1	29	72	4 0
	PHILLIES	6-9	5.55	22	21	0	0	0	121.2	126	78	75	20	5	67	116	4 0
2000	PHILLIES	11-9	4.36	32	32	1	0	0	206.1	210	107	100	25	8	83	160	1 0
2001	PHILLIES	10-11	3.70	28	25	4	2	0	163.0	150	74	67	15	10	51	152	1 0
	Scranton - a	0-1	5.00	2	2	0	0	0	9.0	10	6	5	2	0	5	7	0 0
	Reading - a	0-0	4.50	1	1	0	0	0	6.0	5	3	3	0	1	2	7	0 0
2002	PHILLIES	11-9	3.20	31	31	3	2	0	210.2	172	77	75	23	7	63	172	4 0
	Clearwater - a	0-0	0.00	1	1	0	0	0	5.0	1	0	0	0	0	1	8	0 0
Minors	TOTALS	19-13	3.65	51	50	1	0	0	310.1	300	145	126	27	9	97	298	10 1
ML	TOTALS	38-38	4.07	113	109	8	4	0	701.2	658	336	317	83	30	264	600	10 0

a - Rehabilitation Assignment

MAJOR LEAGUE HITTING TOTALS

YEAR	AVG	AB	R	H	2B	3B	HR	RBI	SH	SF	HP	BB	SO	SB	CS	E
2002	.136	59	6	8	4	0	1	4	12	0	0	4	24	0	0	2
Career	.178	191	15	34	7	0	1	10	34	1	0	12	64	0	0	6

WOLF'S CAREER TRANSACTIONS

- Selected by Los Angeles Dodgers in 25th round of June 1994 draft, but did not sign.
- Selected by Philadelphia in 2nd round of June 1997 draft.
- On disabled list with sprained left ankle, August 2-August 31, 2001; included rehabilitation assignments to Scranton, August 17-28 and Reading, August 28-August 31.
- On disabled list with left elbow tendinitis, March 25-April 12, 2002; included rehabilitation assignment to Clearwater, April 6-12.

WOLF'S CAREER PITCHING BREAKDOWN

2002					Career					
W-L-S	ERA	G	IP	ER		W-L-S	ERA	G	IP	ER
1-0-0	3.00	1	6.0	2	Arizona	2-1-0	3.97	5	34.0	15
1-1-0	1.88	2	14.1	3	Atlanta	2-6-0	4.27	12	65.1	31
-	-	-	-	-	Chicago	1-4-0	5.49	8	41.0	25
0-0-0	3.55	2	12.2	5	Cincinnati	2-1-0	3.51	5	33.1	13
0-1-0	7.36	2	11.0	9	Colorado	1-1-0	5.32	4	22.0	13
0-3-0	5.19	4	26.0	15	Florida	1-7-0	5.56	9	55.0	34
1-1-0	1.93	2	14.0	3	Houston	2-3-0	4.80	5	30.0	16
0-0-0	4.50	1	6.0	3	Los Angeles	2-1-0	2.83	6	41.1	13
1-0-0	0.00	1	8.0	0	Milwaukee	2-1-0	2.75	6	39.1	12
2-1-0	3.22	3	22.1	8	Montreal	5-2-0	3.86	9	58.1	25
1-0-0	2.57	4	28.0	8	New York	2-2-0	3.44	11	70.2	27
0-0-0	0.00	1	8.0	0	Pittsburgh	2-1-0	2.43	4	29.2	8
1-0-0	0.00	1	9.0	0	St. Louis	2-2-0	3.86	5	35.0	15
1-0-0	6.00	2	12.0	8	San Diego	3-1-0	6.39	5	31.0	22
1-0-0	1.29	1	7.0	1	San Francisco	3-1-0	3.98	5	31.2	14
1-0-0	2.35	1	7.2	2	Baltimore	3-0-0	4.15	4	17.1	8
-	-	-	-	-	Boston	2-1-0	2.82	3	22.1	7
0-0-0	1.35	1	6.2	1	Chicago	0-0-0	1.35	1	6.2	1
0-1-0	9.00	1	5.0	5	Cleveland	0-1-0	9.00	1	5.0	5
0-1-0	2.57	1	7.0	2	Minnesota	0-1-0	2.57	1	7.0	2
-	-	-	-	-	New York	0-0-0	4.50	1	6.0	3
-	-	-	-	-	Tampa Bay	0-1-0	7.71	1	7.0	6
-	-	-	-	-	Toronto	1-0-0	1.42	2	12.2	2
1-1-0	6.45	4	22.1	16	April	3-7-0	5.06	14	80.0	45
2-2-0	4.17	6	36.2	17	May	8-3-0	3.46	16	104.0	40
1-3-0	3.15	5	34.1	12	June	7-10-0	4.43	20	128.0	63
2-1-0	2.88	5	34.1	11	July	7-4-0	3.67	22	125.0	51
4-0-0	1.37	6	46.0	7	August	6-6-0	4.55	18	112.2	57
1-2-0	2.92	5	37.0	12	September	5-8-0	3.77	20	131.1	55
-	-	-	-	-	October	2-0-0	2.61	3	20.2	6
4-4-0	3.05	13	88.2	30	Home	15-16-0	4.16	50	314.0	145
7-5-0	3.32	18	122.0	45	Road	23-22-0	3.99	63	387.2	172
4-3-0	1.61	8	61.2	11	Day	11-10-0	3.98	28	167.1	74
7-6-0	3.87	23	149.0	64	Night	27-28-0	4.09	85	534.1	243
5-4-0	3.34	15	99.2	37	Grass	18-18-0	3.94	53	322.1	141
6-5-0	3.08	16	111.0	38	Turf	20-20-0	4.18	60	379.1	176
4-6-0	4.44	16	99.1	49	Pre-ASG	21-20-0	4.19	58	346.0	161
7-3-0	2.10	15	111.1	26	Post-ASG	17-18-0	3.95	55	355.2	156
11-9-0	3.20	31	210.2	75	Starter	37-38-0	4.04	109	694.2	312
-	-	-	-	-	Reliever	1-0-0	6.43	4	7.0	5

WOLF'S CAREER STATS BY BALLPARK

	W-L-S	ERA	G	IP	ER		W-L-S	ERA	G	IP	ER
Bank One Ballpark	2-1-0	3.15	3	20.0	7	Miller Park	1-0-0	0.00	1	8.0	0
Turner Field	2-3-0	4.43	8	40.2	20	Olympic Stadium	5-2-0	3.17	7	48.1	17
Wrigley Field	0-2-0	5.14	4	21.0	12	Shea Stadium	2-0-0	2.03	6	40.0	9
Cinergy Field	1-1-0	5.30	3	18.2	11	Veterans Stadium	15-16-0	4.16	50	314.0	145
Coors Field	1-1-0	4.08	3	17.2	8	Busch Stadium	0-1-0	5.14	1	7.0	4
Pro Player Stadium	0-3-0	6.86	4	21.0	16	Qualcomm Stadium	2-0-0	3.98	3	20.1	9
Minute Maid Park	1-2-0	4.76	3	17.0	9	3Com Park	0-1-0	9.64	1	4.2	5
Dodger Stadium	1-1-0	2.96	4	27.1	9	Pacific Bell Park	0-0-0	5.14	1	7.0	4
County Stadium	1-1-0	4.42	3	18.1	9						
Camden Yards	3-0-0	3.31	3	16.1	6	Tropicana Field	0-1-0	7.71	1	7.0	6
Finway Park	1-1-0	2.93	2	15.1	5	SkyDome	0-0-0	1.29	1	7.0	1
Jacobs Field	0-1-0	9.00	1	5.0	5						

WOLF'S GAME HIGH STRIKEOUTS

Has 9 career 10+ strikeout games ...
 13, 1 time - 9/21/02(2) at CIN
 11, 2 times - last: 9/15/02 vs PIT
 10, 6 times - last: 8/31/02 at NYM

WOLF'S CAREER FIELDING

POSITION	PCT	G	PO	A	E	TC	DP
Pitcher	.945	113	20	83	6	109	8

WOLF'S GAME HIGHS

LOW-HIT CG: 1 - 9/26/01 vs CIN ... **SHUTOUTS:** 4 - 9/8/01 at MTL; 9/26/01 vs CIN; 8/16/02 vs MIL; 8/31/02 at NYM .
 .. **STRIKEOUTS:** 13 - 9/21/02 (2) at CIN ... **WALKS:** 6 - 4 times, last: 5/28/01 at NYM ... **LONGEST OUTING:** Starter:
 9.0 inn - 6 times, last: 9/5/02 at MTL ... Reliever: 4.0 inn - 7/5/01 at ATL ... **WINNING STREAK:** 6 games - 7/26-9/5/02
 ... **LOSING STREAK:** 8 games - 7/22-9/11/99 ... **SCORELESS STREAK:** 27.0 inn - 8/11-9/5/02.

NON-ROSTER PLAYERS

FRANK BROOKS



B-T: L-L

HT: 6-1; **WT:** 200

AGE: 24, turns 25 on September 6

BORN: September 6, 1978, Brooklyn, NY

RESIDES: Brooklyn, NY

HOW OBTAINED: Phillies 13th round pick in June 1999 draft.

Left-Handed Pitcher

60

2002 SEASON: Began season with Clearwater (A) ... Florida State League All-Star (1.0 IP, SO) ... Allowed just 3 ER in his first 26.0 IP (1.04 ERA) ... Held LHH to a .163 avg for Clearwater ... Did not allow a home run in his first 25 appearances (30.0 IP) ... Promoted to Reading (AA), 7/2, and made 3 relief appearances (4.1 IP, 0 R) before being transferred back to Clearwater, 7/13 ... Moved back to Reading, 7/26 ... Made only start of season, 7/26 at Akron (4.0 IP, 2 H, 1 R, 0 ER) ... Pitched 12.0 innings over 5 appearances, 8/7-20.

CAREER: Four-year pro ... **1999:** Made pro debut at Batavia (A), 6/18 ... Moved into starting rotation on 7/3 ... Was 4-0, 2.19 in first 6 starts ... Pitched a complete-game shutout (8/31) to clinch the New York-Penn League Pinckney Division wild card ... Finished 7th in the league in ERA ... Named to Pinckney Division All-Star team ... Florida Instructional League ... **2000:** Played for Piedmont (A) ... Led South Atlantic League and Phillies minor leagues with 177.2 IP ... T-1st in SAL with 14 wins ... Twice named Phillies Minor League Pitcher of the Week, 5/1-7 and 5/29-6/4 ... Struck out 10 batters twice, 5/30 at Hickory (8.0 IP, 2 ER) and 7/7 vs Greensboro (7.0 IP, 3 ER) ... Threw CG in last start of season, 9/2 vs Delmarva ... Pitched at least 6.0 innings in 18 of 27 starts ... Was 9-3 with 2.85 ERA in 15 home appearances ... Made one start in SAL playoffs (6.2 IP, ER) ... **2001:** Pitched for Clearwater (A) and split season between starting and relieving ... Began season in rotation and made 5 starts (1-2, 4.15 ERA) before moving to the bullpen ... Pitched season-high 8.0 shutout innings in 2nd start of season, 4/14 vs Ft. Myers ... Recorded 1st and only pro save, 5/23 at Charlotte (1.0 IP) ... Had 10 starts in final 18 appearances of season, 6/21-9/2 ... Had 3.65 ERA in relief and 5.23 ERA as starter.

PERSONAL: Frank J. Brooks ... 1996 graduate of Sheepshead Bay (NY) HS ... Played football and baseball ... Attended St. Peter's (NJ) College ... Played Little League, Babe Ruth, Connie Mack, and American Legion ball.

FRANK BROOKS' CAREER RECORD

YEAR	CLUB	W-L	ERA	G	GS	CG	SHO	SV	IP	H	R	ER	HR	HB	BB	SO	WP	BK
1999	Batavia	7-3	2.91	16	12	1	1	0	77.1	64	26	25	2	2	33	58	2	6
2000	Piedmont	14-8	3.44	29	27	3	2	0	177.2	152	78	68	17	14	60	138	8	1
2001	Clearwater	5-10	4.71	37	15	0	0	1	112.2	113	70	59	18	9	58	92	9	0
2002	Clearwater	3-5	3.46	35	0	0	0	7	39.0	34	18	15	2	1	27	33	2	1
	Reading	1-1	3.10	17	1	0	0	2	29.0	29	11	10	1	0	12	23	0	0
Minors	TOTALS	30-27	3.66	134	55	4	3	10	435.1	392	203	177	40	26	190	344	21	8

BROOKS' CAREER TRANSACTIONS

- Selected by Philadelphia in 13th round of June 1999 draft.



McKAY CHRISTENSEN

B-T: L-L

HT: 5-11; **WT:** 180

AGE: 27, turns 28 on August 14

BORN: August 14, 1975, Upland, CA

RESIDES: Alpine, UT

ML SERVICE: 1 year, 2 days

HOW OBTAINED: Signed by Phillies as a minor league free agent, 1/10/03.

Outfielder

72

2002 SEASON: Went to spring training with LA and was designated for assignment, 3/31... Claimed by NYM, 4/3, and began season in major leagues... Appeared in 4 games (1-3) before being outrighted to Norfolk (AAA), 4/10... Hit safely in 12 of first 13 games (.327, 17-52, 2 HR, 7 RBI)... Placed on DL, 6/22-7/5, with a left hamstring strain... Hit .296 vs LHP... Made 75 appearances in CF and 11 in LF... Tied for club lead with 6 triples and finished 2nd with 23 doubles and 20 steals.

CAREER: Seven-year pro... **1994-95:** CAL's 1st selection (6th overall) in June draft, 1994... Missed first 2 pro seasons while serving a 2-year Mormon mission to Japan... Named Fastest Player in 1994 draft by *Baseball America*... Named CAL's 9th-best prospect by BA in 1995... Traded to CWS, 7/27/95... **1996:** Made pro debut with Gulf Coast White Sox (R)... Named Fastest Baserunner in CWS organization by BA... Tied for 4th in Gulf Coast League and led league with 5 triples... Led team with 10 steals... Played his final 6 games of season with Hickory (A)... **1997:** Spent entire season with Hickory... Led South Atlantic League and tied for CWS organization lead with 12 triples; ranked 4th in league with 95 runs... SAL post-season All-Star... **1998:** Spent entire season with Winston-Salem (A)... Tied for team lead with 20 stolen bases... Placed on DL, 4/10-28, with a broken right hand... Was hitting .211 on 5/25, but hit .308 for remainder of season... Had 2nd DL stint, 6/2-17, with lower back spasms... Had a season-high 5 hits, 6/27 at Frederick... Overall, hit .417 in June... Named CWS's Best Defensive Outfielder and Fastest Baserunner by BA... **1999:** Began season in majors... Made ML debut, 4/6 at SEA... Collected 1st ML hit in 1st ML start, 4/7 at SEA (Jose Mesa)... Connected for 1st ML homer, 4/25 vs DET (Jeff Weaver)... Optioned to Birmingham (AA), 5/18... Hit .337 in June... Placed on DL, 6/13-8/1 with a broken nose... Promoted to Charlotte (AAA), 9/6... Played for Mesa in Arizona Fall League and led club in hits (47), runs (33), at-bats (130) and steals (10) and finished 2nd with .362 avg... Named Best Defensive Outfielder in CWS organization by BA for 2nd straight season and Most Exciting Player in Southern League... **2000:** Opened season on CWS' 25-man roster for 2nd year in a row... Made season debut, 4/5 at Texas, scoring as a pinch runner... Optioned to Charlotte (AAA), 4/26, after going 0-for-5 in 11 games as a defensive replacement and pinch runner... Hit .343 (35-102) in May... On DL 8/2-26, with right hip/glute pain... Led Charlotte and tied for 6th in CWS organization with 28 SB... Had an 82.4 SB %... Recalled on 9/5... Posted 1st multi-hit game, 9/17 vs TOR... Combined to appear in 32 games in two stints with CWS, making 3 starts... Placed on CWS playoff roster... Appeared in Game 3 of ALDS at SEA as late-inning defensive replacement... Rated Best Defensive Outfielder in CWS organization for 3rd straight season... **2001:** Opened season at Charlotte... Recalled on 6/9 and appeared in 7 games (1-4)... Traded to LA, 7/13, and assigned to Las Vegas (AAA)... Recalled on 7/21 and started that night at COL (3-4, 2 R, 2B, BB, RBI, HBP in LA's 22-7 victory)... Moved to leadoff spot the next day and went 4-for-5, 2 R, 2 SB... Hit .714 (10-14) and reached base safely in 12 of first 16 official plate appearances... Went 5-for-30 in next 12 games and was optioned to Las Vegas, 8/14... Homered, 8/2 vs CIN, 1st ML homer since 4/25/99 vs DET... Recalled again on 9/1 and appeared in 13 games.

PERSONAL: McKay Andrew Christensen... Married Stephanie Jensen (9/22/99); one daughter, Isabella Marie (8/20/02)... 1994 graduate of Clovis West (CA) High School... Named 1994 California Male Athlete of the Year... Earned First Team All-America honors from *Baseball America* and *USA Today* as a senior after hitting .486 with 28 steals... Was successful in 62 out of 62 stolen base attempts during HS career... As one of the nation's top running backs, was offered football scholarships to attend Brigham Young, Stanford, California, Colorado and UCLA, among others... Named *Blue Chip Illustrated* All-America as a senior when he scored 44 touchdowns, two shy of the state record... His older brother, Stephen, was a 2-year starter on the Brigham Young football team... Participated in the 1999 Athletes Committed to Educating Students (A.C.E.S.) charity softball tournament.

McKAY CHRISTENSEN'S CAREER RECORD

YEAR	CLUB	AVG	G	AB	R	H	2B	3B	HR	RBI	SH	SF	HP	BB	SO	SB	CS	E
1994	Did Not Play																	
1995	Did Not Play																	
1996	White Sox, GCL	.263	35	133	17	35	7	5	1	16	0	1	3	10	23	10	3	1
	Hickory	.000	6	11	0	0	0	0	0	0	0	0	0	1	4	0	0	0
1997	Hickory	.280	127	503	95	141	12	*12	5	47	4	6	11	52	61	28	20	9
1998	Winston-Salem	.285	95	361	69	103	17	6	4	32	4	2	11	53	54	20	10	4
1999	CHICAGO (AL)	.266	28	53	10	12	1	0	1	6	1	2	0	4	7	2	1	3
	Birmingham	.290	75	293	53	85	8	6	3	28	4	1	8	31	46	18	6	2
	Charlotte	.250	1	4	0	1	0	0	0	0	0	0	0	0	0	1	0	0
2000	CHICAGO (AL)	.105	32	19	4	2	0	0	0	1	0	0	1	2	6	1	1	0
	Charlotte	.90	337	49	89	13	2	6	29	7	5	1	32	51	28	6	7	
2001	Charlotte	.275	69	273	53	75	15	6	7	25	4	3	2	30	52	17	3	3
	CHICAGO (AL)	.250	7	4	0	1	0	0	0	0	0	0	1	0	2	0	0	0
	Las Vegas	.246	16	57	8	14	2	1	1	3	0	0	1	5	11	3	1	2
	LOS ANGELES	.327	28	49	7	16	2	0	1	7	0	0	3	3	10	3	2	2
2002	NEW YORK	.333	4	3	1	1	0	0	0	0	0	0	0	1	1	0	0	0
	Norfolk	.284	97	377	52	107	23	6	5	30	4	0	7	26	72	20	13	1
Minors	TOTALS	.277	611	2349	396	650	97	44	32	210	27	18	44	240	374	145	62	29
AL	TOTALS	.197	67	76	14	15	1	0	1	7	1	2	2	6	15	3	2	3
NL	TOTALS	.327	32	52	8	17	2	0	1	7	0	0	3	4	11	3	2	2
ML	TOTALS	.250	99	128	22	32	3	0	2	14	1	2	5	10	26	6	4	5

*League Leader

DIVISION SERIES RECORD

YEAR	CLUB, OPP	AVG	G	AB	R	H	2B	3B	HR	RBI	SH	SF	HP	BB	SO	SB	CS	E
2000	CWS, SEA	—	1	0	0	0	0	0	0	0	0	0	0	0	0	0	0	0

CHRISTENSEN'S CAREER TRANSACTIONS

- Selected by California Angels in 1st round (6th overall) of June 1994 draft.
- Traded to Chicago White Sox with Andrew Lorraine (lhp), Bill Simas (lhp) and John Snyder (rhp), July 27, 1995, for Jim Abbott (lhp) and Tim Fortuno (lhp).
- Traded to Los Angeles Dodgers, July 13, 2001, for Wade Parrish (lhp).
- Claimed off waivers by New York Mets, April 3, 2002.
- Signed by Philadelphia as a minor league free agent, January 10, 2003.

CHRISTENSEN'S CAREER FIELDING

POSITION	PCT	G	PO	A	E	TC	DP
Outfield	.951	79	97	1	5	103	0

CHRISTENSEN'S GAME HIGHS

HITS: 4 - 7/22/01 at COL ... **RUNS:** 2 - 3 times, last: 7/22/01 ... **DOUBLES:** 1 ... **TRIPLES:** None ... **HOME RUNS:** 1 ... **RBI:** 4 - 7/21/01 at COL ... **WALKS:** 1 ... **STOLEN BASES:** 2 - 7/22/01 at COL ... **HITTING STREAK:** 4 games - 6/20-7/23/01.



JIM CROWELL

B-T: R-L
HT: 6-4; **WT:** 225
AGE: 28, turns 29 on May 14
BORN: May 14, 1974, Minneapolis, MN
RESIDES: Valparaiso, IN
ML SERVICE: 21 days
HOW OBTAINED: Signed by Phillies as a minor league free agent, 8/18/02.

Left-Handed Pitcher

75

2002 SEASON: Began season with Atlantic City (IND) ... Pitched at least 6.0 innings in 12 of 19 starts ... Was 4-0, 2.75 ERA in 6 July starts ... Signed by Phillies, 8/18, and assigned to Scranton (AAA) ... Went 2-0 in 4 starts during regular season ... Made one start in International League playoffs (ND, 6.1 IP, 1 ER).

CAREER: Eight-year pro ... **1995:** Signed by CLE as an amateur free agent, 6/17 ... Spent 1st pro season with Watertown (A) ... Allowed just 1 HR in 56.2 IP ... Held opponents to .237 avg ... **1996:** Pitched for Columbus (A) ... Finished tied for South Atlantic League lead in starts (28) ... Led team in complete games (3) ... Ranked 3rd among all CLE minor leaguers in innings (165.1) ... Compiled 2.35 ERA in 6 May starts ... Pitched a 3-hitter, 6/25 (1) vs Charleston, but lost 1-0 ... Did not allow an ER over 3 consecutive starts (21.0 IP), 6/25-7/4, but somehow went 0-2 ... **1997:** Pitched for 4 different minor league teams, combining to go 13-6, 2.69 ERA in 26 starts for Kinston (A), Akron (AA), Chattanooga (AA) and Indianapolis (AAA) ... Carolina League All-Star ... Traded to CIN, 7/31 ... Made final minor league start of season, 9/1 at Louisville, and pitched a shutout ... Recalled by Reds on 9/8 ... Made ML debut in relief, 9/12 (2) at PHI ... Made 1st ML start, 9/27 at MTL ... Ranked 2nd-best prospect in CIN organization by *Baseball America* ... **1998:** Began season with Chattanooga ... Also pitched for Charleston (A) and Indianapolis ... Went 0-5 (Chattanooga and Charleston) before being placed on DL, 4/27, with left shoulder injury ... Had arthroscopic surgery on left shoulder to repair a tear in undersurface of rotator cuff, 4/29 ... Activated from DL on 8/10 ... **1999:** Spent entire season with Chattanooga ... Led team in starts (27) ... Went 5-0, 2.80 ERA in 6 May starts ... Won 5 consecutive starts, 5/3-25 ... Went 2-for-3, 2 RBI, 5/15 at Carolina ... Got the win in Southern League All-Star Game (2.0 IP) ... **2000:** Began season with Chattanooga ... Pitched exclusively in relief for 1st time in pro career ... Had a 0.75 ERA through first 9 appearances (12.0 IP, 1 ER), before faltering ... Released by CIN, 7/11 ... Signed by STL, 7/22, and assigned to Arkansas (AA) ... Held left-handers to .143 avg ... Released by STL, 10/12 ... Re-signed by STL, 11/16 ... **2001:** Released by STL, 3/30 ... Signed by SD, 4/23, and assigned to Portland (AAA) ... Transferred to Mobile (AA) in mid-June ... Made just 5 appearances with Mobile and held opposing batters to .154 avg before being released by SD, 7/2.

PERSONAL: James Everett Crowell ... Married, wife's name is Natalie (1/16/99) ... 1992 graduate of Valparaiso High School ... Attended University of Indianapolis ... Hobby: Giving pitching lessons to children.

JIM CROWELL'S CAREER RECORD

YEAR	CLUB	W-L	ERA	G	GS	CG	SHO	SV	IP	H	R	ER	HR	HB	BB	SO	WPBK
1995	Watertown	5-2	2.86	12	9	0	0	0	56.2	50	22	18	1	1	27	48	2 1
1996	Columbus	7-10	4.14	28	#28	3	0	0	165.1	163	89	76	16	9	69	104	12 0
1997	Kinston	9-4	2.37	17	17	0	0	0	114.0	96	41	30	4	8	26	94	3 0
	Akron	1-0	4.50	3	3	0	0	0	18.0	13	12	9	2	1	11	7	1 0
	Chattanooga	2-1	2.84	3	3	0	0	0	19.0	19	6	6	2	0	5	14	0 0
	Indianapolis	1-1	2.75	3	3	1	1	0	19.2	19	7	6	1	0	8	6	1 0
	CINCINNATI	0-1	9.95	2	1	0	0	0	6.1	12	7	7	2	0	5	3	0 0
1998	Chattanooga	0-4	8.51	5	5	0	0	0	24.1	38	27	33	2	0	17	10	2 2
	Charleston, WV	0-4	13.20	5	5	0	0	0	15.0	28	23	22	1	2	9	9	1 0
	Indianapolis	0-0	6.75	1	1	0	0	0	4.0	7	3	3	0	0	0	2	0 0
1999	Chattanooga	10-5	5.10	27	27	0	0	0	148.1	173	98	84	12	4	*85	80	3 0
2000	Chattanooga	0-0	5.90	23	0	0	0	0	29.0	35	23	19	3	3	22	20	0 0
	Arkansas	1-1	5.40	12	0	0	0	1	15.0	16	10	9	1	1	8	10	0 0
2001	Portland	0-0	5.49	11	2	0	0	0	19.2	22	15	12	3	1	15	7	0 1
	Mobile	1-0	2.08	5	0	0	0	0	4.1	2	1	1	0	0	4	0	0 0
2002	Atlantic City (IND)	8-4	4.17	19	19	0	0	0	108.0	107	54	50	13	5	54	95	1 0
	Scranton	2-0	2.52	4	4	0	0	0	25.0	20	7	7	2	1	11	19	1 0
Minors TOTALS		39-32	4.32	159	107	4	1	1	677.1	701	7	7	2	0	5	3	0 0
ML TOTALS		0-1	9.95	2	1	0	0	0	6.1	12	38.4	325	50	31	317	430	26 4

* League Leader # Tied for League Lead

MAJOR LEAGUE HITTING TOTALS

	AVG	AB	R	H	2B	3B	HR	RBI	SH	SF	HP	BB	SO	SB	CS	E
1997/Career	.000	2	0	0	0	0	0	0	0	0	0	0	0	0	0	0

CROWELL'S CAREER TRANSACTIONS

- Signed by Cleveland Indians as non-drafted free agent, June 17, 1995.
- Traded to Cincinnati Reds with Danny Graves (rhp), Scott Winchester (rhp) and Damian Jackson (ss), July 31, 1997, for John Smiley (lhp) and Jeff Branson (ss).
- Signed by St. Louis Cardinals as a minor league free agent, October 12, 2000.
- Signed by San Diego Padres as a minor league free agent, April 23, 2001.
- Signed by Philadelphia as a minor league free agent, August 18, 2002.



GAVIN FLOYD

B-T: R-R

HT: 6-4; **WT:** 212

AGE: 20

BORN: January 27, 1983, Annapolis, MD

RESIDES: Severna Park, MD

HOW OBTAINED: Phillies 1st round selection (4th overall) in June 2001 draft.

Right-Handed Pitcher

80

2002 SEASON: Made pro debut with Lakewood (A), 4/7 at Kannapolis (5.1 IP, 2 H, 1 R, 0 ER, 7 SO) . . . Finished 4th in South Atlantic League in innings (166.0) and 10th in ERA (2.77) . . . Recorded 1st pro win, 4/29 (1) vs Charleston, SC (6.0 IP, 3 H, 0 R, 4 SO) . . . Twice named Phillies Minor League Pitcher of the Week, 4/29-5/5 (2-0, 0.82 ERA, 11.0 IP, 1 ER) and 7/22-28 (0-1, 0.00, 9.0 IP, 1 R, 0 ER) . . . Allowed just 1 ER over 4 starts, 4/23-5/9 (3-0, 0.43 ERA, 21.0 IP, 22 SO) . . . Pitched a 9.0-inning no-hitter, but lost 1-0, 7/24 vs Lexington, on an unearned run . . . Pitched at least 6.0 innings in 14 of final 17 starts . . . Had a 1.92 ERA in 12 home starts . . . Held right-handers to .181 avg . . . Overall, opponents hit just .200 . . . Rated best prospect in both SAL and Phillies minor league system by *Baseball America* . . . Pitched in Florida Instructional League.

CAREER: One-year pro . . . **2001:** Phillies 1st selection (4th overall) in June draft . . . Signed on 8/22 . . . Pitched in Florida Instructional League.

PERSONAL: Gavin Christopher Floyd . . . Single . . . 2001 graduate of Mount St. Joseph High School (MD) . . . Was 8-2, 1.11 ERA in 10 games (63.0 IP, 23 H, 24 BB, 103 SO) for Mount St. Joseph . . . Breaking ball was ranked 2nd in the country among high school pitchers by *Baseball America* . . . BA also ranked him 2nd in "closest to majors" for high school athletes . . . Brother, Michael, was Phillies 22nd round selection in June 2001 draft.

GAVIN FLOYD'S CAREER RECORD

YEAR	CLUB	W-L	ERA	G	GS	CG	SHO	SV	IP	H	R	ER	HR	HB	BB	SO	WP	BK
2002	Lakewood	11-10	2.77	27	27	3	0	0	166.0	119	59	51	13	8	64	140	14	0

FLOYD'S CAREER TRANSACTIONS

- Selected by Philadelphia in 1st round (4th overall) of June 2001 draft.



MIKE FYHRIE

B-T: R-R

HT: 6-2; **WT:** 190

AGE: 33, turns 34 on December 9

BORN: December 9, 1969, Long Beach, CA

RESIDES: Coto de Caza, CA

ML SERVICE: 2 years, 166 days

HOW OBTAINED: Signed by Phillies as a minor league free agent, 1/28/03.

Right-Handed Pitcher

50

2002 SEASON: Shuttled between OAK and Sacramento (AAA) all season . . . Began season with Sacramento and went 2-0 in 3 starts without allowing a run (17.0 IP) . . . Recalled to OAK, 4/19, when Mark Mulder was placed on the DL . . . Recorded 1st ML win in OAK's 16-1 win, 4/27 vs CWS . . . Made 4 appearances (3 starts), before being optioned back to Sacramento, 5/9 . . . Did not pitch before being recalled again, 5/18 (Corey Lidle, disabled), and started that night at TOR . . . Pitched an A's team-high 4.0 innings of relief, 6/27 at SEA, and did not allow a run . . . Posted a 1.08 ERA in June (8.1 IP, 1 ER) . . . Following that start, made 8 consecutive relief appearances before being optioned, 7/7 . . . Struck out a season-high 11 batters, 8/18 vs Colorado Springs . . . Finished minor league season winning final 4 decisions, 8/8-29 (4 of final 5 starts) . . . Recalled on 9/1 and made 3 relief appearances . . . Overall, went 1-1, 2.45 ERA in 12 relief appearances for OAK . . . Held opponents to .213 avg for Sacramento; .174 with RISP.

CAREER: 11-year pro . . . **1991:** Selected by KC in 12th round of June draft . . . Began pro career with Eugene (A) . . . **1992:** Spent season with Baseball City (A) . . . Finished 4th in Florida State League in innings (162.0) and tied for 3rd in starts (26) . . . **1993:** Began season with Wilmington (A) . . . Promoted to Memphis (AA), 5/6 . . . Tied for 4th in Southern League in wins (11) and complete games (3) and ranked 9th in ERA (3.56) . . . His win total led all KC's minor leaguers . . . **1994:** Split between Memphis and Omaha (AAA) . . . **1995:** Began season with Wichita (AA) . . . Promoted to Omaha, 6/30 . . . **1996:** Traded to NYM, 3/23, and assigned to Norfolk (AAA) . . . Led International League in both wins (15) and ERA (3.04) . . . Tied for league lead in SHO (2) and finished 2nd in IP (169.0) . . . Named IL Pitcher of the Year and was selected to post-season All-Star team . . . Also named to *Baseball America's* Triple-A All-Star team . . . Recalled on 9/8 . . . Made ML debut, 9/14 vs ATL (2.0 IP, 1 ER) . . . Had contract purchased by Chiba Lotte Marines in Japan, 11/17 . . . **1997:** Spent season with Chiba Lotte of Pacific League . . . Won 1st start, 5/7 vs Orix, scattering 5 hits and 3 walks over 7.0 innings . . . Signed by NYM, 12/8 . . . **1998:** Spent entire season with Norfolk . . . Tossed a season-best 7.0 IP, 4/27 vs Richmond . . . Hit .375 (9-24) with a .423 OBP as part-time pinch-hitter . . . Signed by ANA, 11/4 . . . **1999:** Began season with Edmonton (AAA) . . . Struck out a season-high 10 batters (5.0 IP), 4/22 vs New Orleans . . . Won 6 straight starts, 4/28-5/25, posting a 2.34 ERA . . . Longest minor league outing was 8.1 IP, 6/25 at Omaha . . . Had contract purchased, 7/6, and made 1st ML start that night vs SEA, pitching an ML season-best 7.0 IP . . . Sent back to Edmonton, 8/18, but returned on 9/1 . . . **2000:** Did not record a decision, but posted a team-best 2.39 ERA in 32 relief appearances for ANA . . . Registered career bests in ERA, innings (52.2) and strikeouts (43) . . . Began season with ANA, and made 1 appearance before being optioned to Edmonton, 4/11 . . . Was 2-1, 1 save, 2.30 ERA in 9 relief appearances with the Trappers before returning to ANA, 5/10 . . . Pitched a team-best season-high 4.2 IP of relief, 7/2 vs OAK . . . Placed on 15-day DL, 8/12, with an inflamed right elbow . . . Activated on 9/4 and posted a 1.93 ERA over his final 13 outings . . . Had a club-best 1.38 ERA in June and 1.62 in July . . . Held left-handers to .222 avg . . . **2001:** Traded to CHI, 3/25, and made club's Opening Day roster . . . Placed on DL, 5/2, with a broken ulna bone in left arm . . . Rehabbed with Arizona League Cubs (R) before being activated, 7/14 . . . Optioned to Iowa (AAA), 7/30 . . . Traded to OAK, 9/4 . . . Made 3 relief appearances, retiring 14 of the 17 batters he faced.

PERSONAL: Michael Edwin Fyhrie . . . Married Melanie Moulton (11/6/99); one son, Matthew (8/10/01) . . . 1987 graduate of Ocean View (CA) High School . . . Hit .348 as a shortstop and was 11-2 with a 1.67 ERA on the mound . . . Was All-CIF 4-A, All-Orange County, All-Southern California and All-California . . . Attended UCLA where he lettered for 4 seasons (1988-91) and majored in history.

MIKE FYHRIE'S CAREER RECORD

YEAR	CLUB	W-L	ERA	G	GS	CG	SHO	SV	IP	H	R	ER	HR	HB	BB	SO	WP	BK
1991	Eugene	2-1	2.52	21	0	0	0	5	39.1	42	17	11	0	1	19	45	1	2
1992	Baseball City	7-13	2.50	26	26	2	0	0	162.0	148	65	45	6	7	37	92	4	6
1993	Wilmington	3-2	3.68	5	5	0	0	0	29.1	32	15	12	3	0	8	19	1	0
	Memphis	11-4	3.56	22	22	3	0	0	131.1	143	59	52	11	9	59	59	7	1
1994	Omaha	6-5	5.72	18	16	0	0	0	85.0	100	57	54	13	6	33	37	0	0
	Memphis	2-5	3.22	11	11	0	0	0	67.0	67	29	24	4	5	17	38	1	0
1995	Wichita	3-2	3.04	17	9	0	0	1	74.0	76	31	25	4	1	23	41	3	1
	Omaha	3-4	4.45	14	11	0	0	0	60.2	71	34	30	7	4	14	39	0	0
1996	Norfolk	*15-6	*3.04	27	27	2	#2	0	169.0	150	61	57	16	5	33	103	8	2
	NEW YORK (NL)	0-1	15.43	2	0	0	0	0	2.1	4	4	4	0	0	3	0	0	0
1997	Chiba Lotte	3-4	5.82	8	8	0	0	0	43.1	54	29	28	6	1	15	15	-	-
1998	Norfolk	3-7	6.64	24	17	0	0	0	100.1	115	83	74	12	5	45	60	4	0
1999	Edmonton	9-5	3.47	19	18	0	0	0	114.0	90	47	44	8	3	40	113	0	0
	ANAHEIM	0-4	5.05	16	7	0	0	0	51.2	61	32	29	8	0	21	26	0	0
2000	ANAHEIM	0-0	2.39	32	0	0	0	0	52.2	54	14	14	4	0	15	43	0	0
	Edmonton	2-1	2.30	9	0	0	0	1	15.2	6	4	4	1	0	12	9	1	0
2001	CHICAGO (NL)	0-2	4.20	15	0	0	0	0	15.0	16	7	7	1	0	7	6	0	0
	Mesa - a	0-0	0.00	2	2	0	0	0	2.0	1	0	0	0	0	0	4	0	0
	Iowa	1-0	4.80	13	0	0	0	2	15.0	14	8	8	1	1	8	15	1	0
	OAKLAND	0-0	0.00	3	0	0	0	0	5.0	2	0	0	0	0	1	5	0	0
2002	Sacramento	7-2	2.33	13	13	0	0	0	77.1	61	22	20	4	5	23	68	0	1
	OAKLAND	2-4	4.44	16	4	0	0	0	48.2	46	25	24	3	4	20	29	1	1
Minors	TOTALS	74-57	3.63	241	177	7	2	9	1142.0	1116	532	460	90	52	371	472	31	13
AL	TOTALS	2-8	3.82	67	11	0	0	0	158.0	163	71	67	15	4	57	103	1	1
NL	TOTALS	0-3	5.71	17	0	0	0	0	17.1	20	11	11	1	0	10	6	0	0
ML	TOTALS	2-11	4.00	84	11	0	0	0	175.1	183	82	78	16	4	67	109	1	1

* League Leader # Tied for League Lead a - Rehabilitation Assignment

FYHRIE'S CAREER TRANSACTIONS

- Selected by Kansas City Royals in 12th round of June 1991 draft.
- Traded to New York Mets, March 23, 1996, for a player to be named later.
- Contract sold to Chiba Lotte of the Japanese League, November 25, 1997.
- Signed by New York Mets as a free agent, December 6, 1998.
- Signed by Anaheim Angels, November 18, 1998.
- On disabled list with an inflamed right elbow, August 12-September 4, 2000.
- Traded to Chicago Cubs with a player to be named later for Jose Nieves (inf), March 25, 2001.
- On disabled list with a broken left ulna bone, May 2-July 14, 2001; included rehabilitation assignments to Mesa, July 2-5 and Iowa, July 6-14.
- Traded to Oakland Athletics for Michael Wenner (of), September 4, 2001.
- Signed by Philadelphia as a minor league free agent, January 28, 2003.

FYHRIE'S CAREER FIELDING

POSITION	PCT	G	PO	A	E	TC	DP
Pitcher	1.000	84	9	20	0	29	1

FYHRIE'S GAME HIGHS

LOW-HIT CG: None ... **SHUTOUTS:** None ... **STRIKEOUTS:** 6 - twice, last: 5/18/02 at TOR ... **WALKS:** 4 - 3 times, last: 5/18/02 at TOR ... **LONGEST OUTING:** Starter: 7.0 inn - twice, last: 4/27/02 vs CWS ... Reliever: 4.2 inn - 7/2/00 vs OAK ... **WINNING STREAK:** 1 game ... **LOSING STREAK:** 8 games - 9/29/96-4/19/02 ... **SCORELESS STREAK:** 11.0 inn - 6/3-27/00 ... **WALKLESS STREAK:** 11.1 inn - 6/16-7/2/00.



GEOFF GEARY

B-T: R-R
HT: 6-0; **WT:** 170
AGE: 26, turns 27 on August 26
BORN: August 26, 1976, Buffalo, NY
RESIDES: El Cajon, CA
HOW OBTAINED: Phillies 15th round pick in June 1998 draft.

Right-Handed Pitcher

74

2002 SEASON: Spent entire season with Scranton and flip-flopped between bullpen and rotation . . . Had a 2.49 ERA after 5/8 . . . Did not allow an ER for 31.0 consecutive innings, 7/20-8/23, which included a 19.0 inning scoreless streak, 7/30-8/23 . . . Won final 3 decisions of season . . . Was 1-2, 2.78 ERA in 8 starts; 3-0, 3.17 ERA in 30 relief appearances . . . Pitched winter ball for Culiacan, Mexico.

CAREER: Five-year pro . . . **1998:** Phillies 15th round selection in June draft . . . Made pro debut with Batavia (A) . . . Reached double figures in strikeouts in 4 of 15 starts, two 10-SO games and back-to-back 12-SO games, 7/11 (Erie) and 7/16 (Utica) . . . Topps Player of the Month for August in New York-Penn League (5-0, 1.17 ERA, 14 BB, 101 SO) . . . Held opponents to .222 avg . . . Led NYPL in ERA (1.60) and IP (95.1), finished 2nd in SO (101), tied for 2nd in wins (9) and tied for 3rd in BB/9.0 IP Ratio (1.33) . . . Allowed fewest base runners/9.0 IP (8.68) . . . NYPL All-Star, 1st team . . . Led all Phillies short-season minor leaguers in wins, ERA, SHO, IP, SO and tied for most starts (15) . . . Earned Batavia's lone win (8-1), 9/4, in 2-1 playoff series loss to Auburn (7.0 IP, 4 H, 12 SO) . . . Pitched in Florida Instructional League . . . **1999:** Spent entire season with Clearwater (A) . . . Started season 5-0, giving him 13 consecutive wins without a loss dating back to 1998 . . . His 1.16 BB/9.0 IP ranked 4th among Florida State League starters . . . Earned the win in Clearwater's 3-2 playoff victory, 9/8 vs Dunedin (6.0 IP, 6 H, 2 R, 2 ER, 2 BB, 5 SO) . . . Pitched in FIL for 2nd year . . . **2000:** Spent season at Reading (AA) . . . Threw lone complete game, 5/17 vs Trenton (8 H, 2 ER, 8 SO) . . . Won 6 straight games, 5/17-6/20 . . . Placed on DL, 6/23-7/6 with a left oblique strain . . . Phillies Minor League Pitcher of the Week, 7/10-16 . . . Returned to DL 7/31 with a right hamstring strain . . . Activated, 8/12 . . . Was 1-0, 2.84 ERA in 2 Eastern League playoff starts . . . Pitched in Arizona Fall League . . . **2001:** Began season at Scranton (AAA) and appeared in 7 games (3 starts) before being sent to Reading, 4/24 . . . Pitched 6.0 shutout innings, 6/25 vs Bowie (4 H, 2 BB, 4 SO) . . . Won 4 straight starts, 6/19-7/5 (4-0, 3.71 ERA, 26.2 IP, 11 ER, 27 SO) . . . Converted to reliever after 7/5 start at Binghamton (7.0 IP, 4 ER, 9 SO) . . . Recorded 1st pro save, 7/14 vs Altoona (1.1 IP) . . . Was 4-1, 2.79 ERA in next 15 appearances out of bullpen . . . Pitched 13.2 scoreless innings (17 SO), 7/27-8/14 . . . Returned to Scranton, 8/23 . . . Final 4 appearances of season came out of bullpen . . . Went 3-1, 5.68 ERA in 12 games (25.1 IP) in Arizona Fall League.

PERSONAL: Geoffrey Michael Geary . . . Single . . . 1994 graduate of Grossmont High School (El Cajon, CA) . . . Attended San Diego Mesa College and University of Oklahoma . . . Went 4-3, 2.20 ERA at U of Oklahoma and led Big 12 in ERA in 1997 . . . Played Little League, Connie Mack, American Legion, semipro and Alaska League baseball . . . Hobbies: Fishing, bike riding, surfing.

GEOFF GEARY'S CAREER RECORD

YEAR	CLUB	W-L	ERA	G	GS	CG	SHO	SV	IP	H	R	ER	HR	HB	BB	SO	WPBK
1998	Batavia	9-1	*1.60	16	15	1	1	0	*95.1	78	20	17	6	0	14	101	3
1999	Clearwater	10-5	3.95	24	19	2	0	0	139.0	175	77	61	11	5	31	77	6
2000	Reading	7-6	4.11	22	22	1	0	0	129.1	141	66	59	15	7	22	112	1
2001	Scranton	0-3	6.95	7	3	0	0	0	22.0	35	17	17	2	1	6	21	0
	Reading	9-7	3.61	29	13	0	0	2	112.1	101	48	45	14	3	21	88	4
2002	Scranton	4-2	3.03	38	8	0	0	1	101.0	108	46	34	9	4	32	82	1
Minors	TOTALS	39-24	3.50	136	80	4	1	3	599.0	638	274	233	57	20	126	481	15

* League Leader

GEARY'S CAREER TRANSACTIONS

- Selected by Milwaukee Brewers in 41st round of June 1997 draft, but did not sign.
- Selected by Philadelphia in 15th round of June 1998 draft.



CARY HILES

B-T: R-R
HT: 5-10; **WT:** 173
AGE: 27, turns 28 on November 29
BORN: November 29, 1975, Toledo, OH
RESIDES: Memphis, TN
HOW OBTAINED: Phillies 23rd round pick in June 1998 draft.

Right-Handed Pitcher

76

2002 SEASON: Began season with Scranton (AAA), but flip-flopped between there and Reading (AA) ... Posted a 1.73 ERA in first 11 appearances (5 ER, 26.0 IP), including a spot start, 4/27 vs Toledo (3.1 IP, H, ER, 2 BB, 2 SO) ... Promoted to Reading, 6/15 ... Allowed 1 ER in first 10.0 IP (0.90 ERA) ... Returned to Scranton, 6/26 ... Transferred back to Reading, 7/13 ... Sent back to Scranton, 8/19 ... Returned to Reading, 8/29 ... Tied for Reading lead in saves (7) ... Posted a 2.37 ERA in 17 relief appearances for Grand Canyon in Arizona Fall League.

CAREER: Five-year pro ... **1998:** Made pro debut at Batavia (A) ... Ranked 4th among New York-Penn League relievers with a 13.35 SO/9 IP ratio ... Led all Phillies short-season minor leaguers in saves (10) ... Pitched in Florida Instructional League; didn't allow a run in 11 G, 11.1 IP ... **1999:** Pitched for Piedmont (A) ... Led team and finished 2nd in South Atlantic League in saves (26) ... Finished 2nd in SAL's Rolaids Relief Man standings with 80 points ... Named SAL All-Star ... Ranked 3rd in SAL with 12.39 SO/9.0 IP ratio ... Did not allow a run in 11 straight appearances, 5/26-7/1 (13.2 IP) ... Pitched in FIL ... **2000:** Spent season with Clearwater (A) ... Selected as in-season Florida State League All-Star ... Ranked 4th in FSL and led all Phillies minor leaguers in saves (20) ... Went 2-1, 1.33 ERA in 18 road games ... Did not allow a HR all season ... **2001:** Pitched for Reading (AA) ... Led team in saves (11) ... Allowed 1st HR since 8/15/99 on 4/13 at Akron, snapping a string of 68.2 homerless innings ... Had 9 consecutive scoreless appearances, 6/27-7/21 (13.2 IP) ... Was defensive replacement in LF, 6/15 at Bowie (0-1, sac) ... Was DH, 6/16 at Bowie (2-4, 2 RBI) ... Held opponents to .205 avg; righties hit .189, lefties .235 ... Was 1-0, 3.00 ERA in 2 playoff games (3.0 IP) ... Played winter ball for Zulia, Venezuela.

PERSONAL: Cary Lee Hiles ... Single ... 1994 graduate of Kirby High School (Memphis, TN) ... Attended Jackson State JC and University of Memphis ... Hit .414 with 20 steals and went 4-1, 40.0 IP, 53 SO at Kirby HS his senior year ... As a college senior, hit .318 and was 2-3, 5 SV, 3.21 ERA ... Was an OF/P for 2 years at Jackson St. (1995-96): .357, 53 steals (school record); JC All-American (1996) ... Earned 2 wins and a save in 1994 Connie Mack World Series ... Hobby: Baseball.

CARY HILES' CAREER RECORD

YEAR	CLUB	W-L	ERA	G	GS	CG	SHO	SV	IP	H	R	ER	HR	HB	BB	SO	WPBK
1998	Batavia	2-2	2.97	25	0	0	0	10	30.1	27	11	10	0	1	13	45	4
1999	Piedmont	3-2	2.21	44	0	0	0	26	61.0	52	20	15	3	2	12	84	6
2000	Clearwater	8-3	3.16	46	0	0	0	20	62.2	76	27	22	0	3	22	41	3
2001	Reading	2-3	2.42	51	0	0	0	11	81.2	60	24	22	6	7	21	62	5
2002	Scranton	4-3	3.81	26	2	0	0	1	52.0	51	24	22	2	4	21	27	0
	Reading	1-5	4.55	21	0	0	0	7	31.2	43	20	16	1	3	12	23	2
Minors	TOTALS	20-18	3.02	213	2	0	0	75	319.1	309	126	107	12	20	101	282	20

HILES' CAREER TRANSACTIONS

- Selected by Philadelphia in 23rd round of June 1998 draft.



DAVE HOLLINS

B-T: S-R

HT: 6-1; **WT:** 215

AGE: 36, turns 37 on May 25

BORN: May 25, 1966 in Orchard Park, NY

RESIDES: Orchard Park, NY

ML SERVICE: 10 years, 17 days

HOW OBTAINED: Re-signed by Phillies as a minor league free agent, 2/25/03.

First Baseman

15

2002 SEASON: Invited to spring training as a non-roster player . . . Made team out of camp . . . Started at 1st base, 4/11 vs ATL; 1st ML start since 7/17/95 at COL (1B) . . . Went 0-for-7 before being placed on 15-day DL, 4/12 with a left knee infection caused by spider bites suffered during spring training . . . Rehabbed with Scranton (AAA), 5/28-6/4 . . . Had rehab stopped after being hit by a pitch 5 times . . . Had 2nd rehab stint, 7/4-17 . . . Transferred to 60-day DL, 7/30 . . . Had 3rd and final rehab stint, 8/27-31 . . . Activated on 9/1 . . . Started at 1st base, 9/1 at NYM, and singled in first at-bat for 1st hit of season (and 1st ML hit since 7/23/01 vs CWS); later scored only run of season on Todd Pratt's HR . . . Last hit came on 9/9 vs NYM (single) . . . Made final start/appearance, 9/25 vs ATL (1B) . . . Overall, made 5 starts at 1B, 6 appearances as pinch-hitter and 3 appearances as pinch-runner.

CAREER: 16-year pro . . . **1987:** Drafted by SD in 6th round of June draft . . . Finished with 7th-best avg in Northwest League . . . **1988:** Spent entire season with Riverside (A) . . . California League All-Star . . . **1989:** Spent entire season with Wichita (AA) . . . Played in Mexican Winter League for Mexicali and led league in hitting . . . Selected by PHI in Rule 5 Draft, 12/4 . . . **1990:** Made ML debut, 4/12 at CHI, and got 1st ML hit (single) . . . Slugged 1st ML HR (solo) as pinch-hitter, 5/26 at ATL . . . Tied club record with 3 pinch homers . . . Became 1st Phillie to hit pinch HR from both sides of the plate in a season . . . **1991:** Began season with PHI . . . Optioned to Scranton, 4/23 . . . Phillies Minor League Player of the Month for June when he hit .378 . . . Recalled on 7/11 . . . Took over as starter at 3rd base . . . Phillies Player of the Month for July (.388, 5 HR, 13 RBI, .816 slugging %) . . . Hit 1st career grand slam, 7/19 at SD . . . Hit 4th career pinch-hit HR, 9/17 vs STL, which at the time tied him for 4th-highest total in club history . . . On DL with a sore right shoulder, 8/16-9/2 . . . Hit .444 vs LHP . . . **1992:** 1st full season in ML as starter . . . Finished 2nd in NL in runs (104), tied for 4th in HR (27), tied for 7th in RBI (93), 8th in total bases (275) and 10th in walks (76) . . . Led the majors with 19 HBP, an ML record for switch-hitters and Phillies club record . . . Set club record for HR and RBI in a season by a switch-hitter . . . Had 1st career 2-HR game, 5/19 vs HOU . . . NL Player of the Week, 7/13-19 (.563, 2 HR, 7 RBI) . . . Suspended 4 games for charging the mound, 9/24 vs CHI (after being HBP for 2nd time in game) . . . Member of MLB All-Star team that toured Japan . . . Hit .322 vs LHP . . . **1993:** Set career high in doubles (30) and tied career high in RBI (93) . . . Tied for 7th in NL in runs (104), tied for 6th in walks (85) . . . Became 1st Phillie to have back-to-back 100-run seasons since Juan Samuel, 1984-85 . . . Selected to NL All-Star team (1-1, 2B) . . . Hit 2 GW, extra-inning HR, 4/18 at CHI and 5/4 at SF . . . Spent time on DL, 6/11-28, after having surgery to remove a fractured part of his hamate bone in his right wrist . . . **1994:** Hit .474, HR, 7 RBI in first 5 games . . . Walked a career-high 4 times, 5/10 at ATL . . . Suffered 2 serious hand injuries, allowing him to appear in just 1 game after 5/22 . . . Fractured the 2nd metacarpal bone in his left hand sliding into 1st base, 5/22 vs NYM, causing him to miss 54 games . . . Had 6-game rehab assignment with Scranton, 7/16-22, during which he learned to play RF . . . Activated from DL on 7/23, only to suffer a fractured hook of the hamate bone in his left hand vs SD on the same day . . . Had surgery to remove the fractured hook, 7/28, and did not play the rest of the season . . . Worked out at 1st base during the Phillies Florida Instructional League in October . . . **1995:** Opened the season as Phillies' everyday 1st baseman . . . Traded to BOS, 7/24 . . . Placed on DL, 8/9 with a fractured right wrist, and missed remainder of season . . . Had surgery, 8/14 . . . **1996:** Signed by MIN, 1/2 . . . Traded to SEA, 8/29 . . . Signed by ANA, 11/20 . . . **1997:** Opened season as ANA's everyday 3rd baseman . . . Hit 3rd career grand slam with a career-high 5 RBI, 7/6 vs SEA . . . Underwent arthroscopic surgery on right knee, 9/30 . . . **1998:** Had arthroscopic surgery on right shoulder, 8/19 . . . **1999:** Went to camp with ANA . . . Traded to TOR, 3/30 . . . Began season as Blue Jays' everyday DH . . . Placed on DL, 4/18, with a broken left hand . . . Released on 6/21 . . . Signed with CWS, 7/1, and assigned to Charlotte (AAA) . . . Walked in 8 straight games (12 BB), 7/9-18 . . . Went 3-for-4, 2B, HR, 4 RBI, 8/20 at Durham . . . For Charlotte, played 49 games at 3B, 9 at 1B and 5 as DH . . . **2000:** Signed with TB, 1/14 . . . Appeared in 11 games with Durham (AAA), 8 as DH, 3 at 1B, before being released, 5/21 . . . Signed with BAL, 7/13, and assigned to Rochester (AAA) . . . Appeared in 20 games, 10 each as DH and 3B, before being released, 8/3 . . . Signed with CLE, 8/12, and assigned to Buffalo . . . Played in just 5 games, 4 at 3B, 1 as DH . . . On DL, 8/20-9/10, with left shoulder soreness . . . **2001:** Began season with Buffalo (AAA) . . . Had 15-game hit streak, 4/6-24 (.385, 20-52, 13 R, 5 2B, 4 HR, 10 RBI) . . . On DL with a broken right middle finger, 4/30-5/13 . . . Had 7-game RBI streak, 6/16-23 (8 RBI) . . . Went 3-for-5, 2 doubles, HR, season-high 5 RBI, 7/16 vs Pawtucket . . . Had contract purchased by CLE, 7/21 . . . Appeared in just 2 games for CLE, going 1-for-5 . . . Singled, 7/23 vs CWS; 1st ML hit since 6/12/99 at PHI . . . Sent back to Buffalo, 7/26 . . . Hit 2 HR, 8/13 vs Scranton . . . Hit .363 (33-91), 51 RBI with RISP . . . Hit .293 (24-82) vs LHP . . . Played 70 minor league games as DH, 16 at 1B, 2 in RF and 1 at 3B . . . Designated for assignment, 9/1, and outrighted on 9/10.

PERSONAL: David Michael Hollins . . . Married Kerri Wasiela (1/11/92); has 4 children: 3 daughters, Karli (11/5/94), Haley (7/5/97) and Jesse (10/4/01) and 1 son, David (12/6/95) . . . Played Little League baseball . . . 1984 graduate of Orchard Park High School, where he played baseball and football . . . Attended University of South Carolina, where he played in the College World Series in 1985; also attended University of Buffalo . . . Played on the 1986 USA Olympic team . . . Former spokesman for the Delaware Valley Leukemia Society . . . Hobbies: Tennis, weightlifting, music and golf.

DAVE HOLLINS' CAREER RECORD

YEAR	CLUB	AVG	G	AB	R	H	2B	3B	HR	RBI	SH	SF	HP	BB	SO	SB	CS	E
1987	Spokane	.309	75	278	52	86	14	4	2	44	3	4	2	53	36	20	5	15
1988	Riverside	.304	139	516	90	157	32	1	9	92	0	9	1	82	67	13	11	29
1989	Wichita	.275	131	459	69	126	29	4	9	79	1	10	5	63	88	8	3	25
1990	PHILLIES	.184	72	114	14	21	0	0	5	15	0	2	1	10	28	0	0	4
1991	PHILLIES	.298	56	151	18	45	10	2	6	21	0	1	3	17	26	1	1	8
	Scranton	.266	72	229	37	61	11	6	8	35	0	2	4	43	43	4	1	10
1992	PHILLIES	.270	156	586	104	158	28	4	27	93	0	4	19	76	110	9	6	18
1993	PHILLIES	.273	143	543	104	148	30	4	18	93	0	7	5	85	109	2	3	27
1994	PHILLIES	.222	44	162	28	36	7	1	4	26	0	3	4	23	32	1	0	11
	Scranton - a	.211	6	19	6	4	0	0	1	3	0	0	0	5	4	0	0	2
1995	PHILLIES	.229	65	205	46	47	12	2	7	25	0	4	5	53	38	1	1	7
	BOSTON	.154	5	13	2	2	0	0	0	1	0	0	0	4	7	0	0	0
1996	MINNESOTA	.242	121	422	71	102	26	0	13	53	0	0	10	71	102	6	4	14
	SEATTLE	.351	28	94	17	33	3	0	3	25	1	2	3	13	15	0	2	4
1997	ANAHEIM	.288	149	572	101	165	29	2	16	85	1	5	8	62	124	16	6	29
1998	ANAHEIM	.242	101	363	60	88	16	2	11	39	2	2	7	44	69	11	3	17
1999	TORONTO	.222	27	99	12	22	5	0	2	6	0	0	0	5	22	0	0	0
	Syracuse	.200	4	15	2	3	1	0	0	1	0	0	1	1	5	0	0	0
	Charlotte	.317	63	199	49	63	18	0	8	33	0	4	13	33	37	5	1	10
2000	Durham	.185	11	27	4	5	2	0	1	3	0	0	3	10	6	1	0	0
	Rochester	.271	20	70	8	19	2	0	0	8	1	1	1	9	12	1	0	2
	Buffalo	.077	5	13	0	1	1	0	0	2	0	0	0	2	6	0	0	2
2001	Buffalo	.272	89	316	50	86	25	2	16	67	0	2	7	45	79	0	0	3
	CLEVELAND	.200	2	5	0	1	0	0	0	0	0	0	0	1	2	0	0	0
2002	PHILLIES	.118	14	17	1	2	0	0	0	0	0	0	1	0	3	0	1	0
	Scranton - a	.237	14	38	8	9	1	0	2	7	0	0	5	11	9	0	1	1
Minors	TOTALS	.285	629	2179	375	620	136	17	56	374	5	32	42	357	392	52	22	99
AL	TOTALS	.263	433	1568	263	413	79	4	45	209	4	9	28	200	341	33	15	64
NL	TOTALS	.257	550	1778	315	457	87	13	67	273	0	21	38	264	346	14	12	75
ML	TOTALS	.260	983	3346	578	870	166	17	112	482	4	30	66	464	687	47	27	139

a - Rehabilitation Assignment

LEAGUE CHAMPIONSHIP SERIES RECORD

YEAR	CLUB, OPP	AVG	G	AB	R	H	2B	3B	HR	RBI	SH	SF	HP	BB	SO	SB	CS	E
1993	PHI, ATL	.200	6	20	2	4	1	0	2	4	0	0	0	5	4	1	0	0

WORLD SERIES RECORD

YEAR	CLUB, OPP	AVG	G	AB	R	H	2B	3B	HR	RBI	SH	SF	HP	BB	SO	SB	CS	E
1993	PHI, TOR	.261	6	23	5	6	1	0	0	2	0	0	0	6	5	0	0	0

ALL-STAR GAME RECORD

YEAR	CLUB, SITE	AVG	G	AB	R	H	2B	3B	HR	RBI	SH	SF	HP	BB	SO	SB	CS	E
1993	PHI, BAL	1.000	1	1	0	1	1	0	0	0	0	0	0	0	0	0	0	0

HOLLINS' CAREER TRANSACTIONS

- Selected by San Diego Padres in 6th round of June 1987 draft.
- Selected by Philadelphia in annual major league winter draft, December 4, 1989.
- On disabled list with a sore right shoulder, August 16-September 5, 1991; included rehabilitation assignment to Scranton, September 2-5.
- On disabled list with a fractured hook of the hamate bone in right hand, June 11-28, 1993.
- On disabled list with fractured left hand, May 23-July 22, 1994; included rehabilitation assignment to Scranton, July 16-22.
- On disabled list with a fractured hook of the hamate bone in left hand, July 24, 1994 through remainder of the season.
- Traded to Boston Red Sox, July 24, 1995, for Mark Whiten (of).
- On disabled list with a fractured right wrist, August 9, 1995 through remainder of the season.
- Signed by Minnesota Twins as free agent, January 2, 1996.
- Traded to Seattle Mariners, August 29, 1996, for David Ortiz (1b).
- Signed by Anaheim Angels as free agent, November 20, 1996.
- Traded to Toronto Blue Jays, March 30, 1999, for Tomas Perez (ss).
- Signed by Cleveland Indians as minor league free agent, August 12, 2000.
- Signed by Philadelphia as minor league free agent, December 15, 2001.
- On disabled list with an infected left knee, April 12-August 31, 2002; included rehabilitation assignments to Scranton, May 28-June 4, July 4-17 and August 27-31.
- Re-signed by Philadelphia as a minor league free agent, February 25, 2003.

HOLLINS' CAREER FIELDING

POSITION	PCT	G	PO	A	E	TC	DP
First base	.989	96	770	49	9	828	74
Third base	.933	778	541	1255	129	1925	87
Shortstop	.000	1	0	0	1	1	0
Outfield	1.000	3	4	0	0	4	0

HOLLINS' GAME HIGHS

HITS: 4 - 4 times, last: 6/13/97 vs SD ... **RUNS:** 3 - 21 times, last: 5/5/98 vs TOR ... **DOUBLES:** 3 - 5/28/93 at COL ... **TRIPLES:** 1 - last: 5/21/98 vs OAK ... **HOME RUNS:** 2 - 5/19/92 vs HOU; 5/31/97 vs MIN; 6/11/98 at ARI ... **RBI:** 5 - 7/6/97 vs SEA ... **WALKS:** 4 - 5/10/94 at ATL; 5/23/95 vs SF ... **STOLEN BASES:** 2 - 3 times: 5/29/92 at HOU; 7/25/97 (2) at BOS; 7/28/97 (2) at CLE ... **HITTING STREAK:** 10 games - 9/11-21/97 ... **PINCH-HR:** 4 times, last: 9/17/91 vs STL ... **INSIDE-THE-PARK HR:** None ... **GRAND SLAMS:** 1 - 7/19/91 at SD; 7/29/92 vs NYM; 7/6/97 vs SEA.



RUSS JACOBSON

B-T: R-R

HT: 6-3; **WT:** 210

AGE: 25, turns 26 on October 14

BORN: October 14, 1977, Phoenix, AZ

RESIDES: Scottsdale, AZ

HOW OBTAINED: Phillies 3rd round pick in June 1999 draft.

Catcher

73

2002 SEASON: Spent entire season with Reading (AA) ... Had a season-high 6 RBI, 4/8 at Altoona ... Went 3-for-5, 2 2B, 1 3B, 3 RBI, 2 R, 6/1 vs Altoona ... Hit .571 (4-7), 9 RBI with bases loaded ... Had a .992 fielding % and threw out 23.2% (19-82) of potential base stealers ... Hit a combined .273 for Grand Canyon and Maryvale in Arizona Fall League.

CAREER: Three-year pro ... **1999:** Selected by Phillies in 3rd round of June draft ... Made pro debut in Florida Instructional League ... **2000:** Played for Piedmont (A) ... Selected as South Atlantic League in-season All-Star ... Had 5 RBI twice: 5/1 vs Augusta and 8/16 at Hickory ... Placed on DL, 7/26-8/6 with a broken jaw ... Hit .333 (4-12, 3 HR, 15 RBI) with bases loaded ... **2001:** Spent season with Clearwater (A) ... Threw out 33% (31-94) of attempted base stealers ... Played in FIL.

PERSONAL: Russell Eugene Jacobson ... Single ... 1996 graduate of Horizon High School ... Attended University of Miami (FL) and was a teammate of Pat Burrell and Jason Michaels ... Member of Miami's 1999 National Championship team ... Hit .380, 14 HR, 41 RBI in 40 games before missing the rest of season with a broken wrist ... Played Little League, Babe Ruth and Connie Mack ball ... Hobbies: Hunting and fishing.

RUSS JACOBSON'S CAREER RECORD

YEAR	CLUB	AVG	G	AB	R	H	2B	3B	HR	RBI	SH	SF	HP	BB	SO	SB	CS	E
2000	Piedmont	.247	102	348	43	86	17	0	19	71	2	1	11	29	105	0	1	4
2001	Clearwater	.208	102	351	35	73	21	2	4	40	2	5	10	27	99	1	0	5
2002	Reading	.195	86	282	20	55	15	0	3	34	1	0	8	18	78	1	0	4
Minors	TOTALS	.218	290	981	98	214	53	2	26	145	5	6	29	74	282	2	1	13

JACOBSON'S CAREER TRANSACTIONS

- Selected by Philadelphia in 3rd round of June 1999 draft.



MARCUS JENSEN

B-T: S-R

HT: 6-4; **WT:** 204

AGE: 30, turns 31 on December 14

BORN: December 14, 1972, Oakland, CA

RESIDES: Scottsdale, AZ

ML SERVICE: 2 years, 80 days

HOW OBTAINED: Signed by Phillies as a minor league free agent, 1/17/03.

Catcher

56

2002 SEASON: Began season with Indianapolis (AAA) ... Collected a season-high 3 hits (3-3, 2B, RBI), 4/10 at Charlotte ... Went 2-for-4 and hit 2 doubles, 4/15 vs Louisville ... Had contract purchased by MIL, 5/17 ... Homered and drove in 3 runs, 5/24 vs SD ... Outrighted back to Indianapolis, 6/25 ... Hit .500 (3-6), 4 RBI as pinch-hitter ... Hit .600 (3-5), 7 RBI with bases loaded.

CAREER: 13-year pro ... **1990:** SF's 1st selection (33rd overall) in June draft ... Had .986 fielding % in 1st pro season at Everett (A) ... **1991:** Spent season with Arizona League Giants (R) ... Tied for club lead in HR (2) and walks (34) ... **1992:** Finished 2nd on club in walks (54) for Clinton (A) ... **1993:** Spent entire season playing for Clinton ... Led club in doubles (24) and walks (66) ... Finished 8th in Midwest League in OB% (.389) ... Led league catchers in fielding % (.990) ... Placed on DL, 6/1-14, with a deep laceration on right ring finger ... **1994:** Played entire season with San Jose (A) ... Homered in consecutive games, 6/25-26 ... Went 12-for-16 (.750), 6/25-7/1 ... Selected to California League All-Star Game, 6/21 at High Desert ... Threw out 40% (41-102) of potential base stealers ... Finished 2nd on club in walks (61) ... Led CL catchers in total chances (722) and putouts (627) ... Rated SF's 6th-best prospect and named Best Defensive Catcher in league by *Baseball America* ... **1995:** Spent season with Shreveport (AA) ... Led club with 8 triples ... Named Texas League Player of the Week, 8/21-27 (.429) ... Finished with a .991 fielding % ... Led TL catchers in games (89), total chances (546) and putouts (471) ... Rated SF's 8th-best prospect by *BA* ... Played for Scottsdale in Arizona Fall League ... **1996:** Began season at Phoenix (AAA) ... Recalled by SF on 4/10 ... Made ML debut, 4/14 vs CHI and singled off Kevin Foster for 1st ML hit ... Optioned to Phoenix, 4/24 ... Compiled a season-high 12-game hit streak, 5/30-6/12 ... Finished 2nd on club in games (120) ... Recalled on 9/13 ... Drove in a season-high 3 runs, 9/21 vs COL ... **1997:** Began season with SF ... Hit 1st ML homer, 5/25 vs STL (Todd Stottlemyre) ... Traded to DET, 7/16 ... Outrighted to Toledo, 7/22 ... Had contract purchased by DET, 9/1 ... **1998:** Released by DET, 3/25 ... Signed by MIL, 4/5 ... Began season with Louisville (AAA) ... Placed on DL, 4/9-21, with lower back strain ... Collected a season-high 3 RBI, 6/21 at Buffalo, and a season-high 3 hits, 7/20 at Norfolk ... Had contract purchased, 9/12 ... Released by MIL, 9/29 ... **1999:** Signed by STL, 1/13 ... Began season with Memphis (AAA) ... Homered in consecutive games, 4/18-20 ... Compiled a season-high 11-game hit streak, 6/6-26 ... Played for Team USA in the Olympic Qualifying Tournament at the Pan-Am Games, 7/15-8/5 ... Had contract purchased by STL, 9/1 ... Threw out 4 of 8 potential base stealers ... Signed by MIN, 12/23 ... **2000:** Appeared in a career-best 52 games for MIN before joining Salt Lake (AAA), 8/2 ... Played for US Olympic Team, which captured the Gold Medal in Sydney, Australia ... **2001:** Split season between BOS and TEX organizations ... Appeared in 27 games for Pawtucket (AAA) ... Claimed off waivers by TEX, 6/15, and appeared in 53 games for Oklahoma (AAA), hitting .298 with 8 HR and 25 RBI ... Hit safely in 12 straight games, 8/5-19 and 17 of 18 games, 8/5-27.

PERSONAL: Marcus Christian Jensen ... Single ... 1990 graduate of Skyline (CA) High School where he played baseball and basketball ... Hobbies: Spending time with family and relaxing.

MARCUS JENSEN'S CAREER RECORD

YEAR	CLUB	AVG	G	AB	R	H	2B	3B	HR	RBI	SH	SF	HP	BB	SO	SB	CS	E
1990	Everett	.170	51	171	21	29	3	0	2	12	0	0	5	24	60	0	1	3
1991	Scottsdale	.284	48	155	28	44	8	3	2	30	0	4	5	34	22	4	2	6
1992	Clinton	.235	86	264	35	62	14	0	4	33	1	2	4	54	87	4	2	10
1993	Clinton	.262	104	324	53	85	24	2	11	56	0	4	4	66	98	1	2	7
1994	San Jose	.242	118	418	56	101	18	0	7	47	2	6	8	61	100	1	1	9
1995	Shreveport	.283	95	321	55	91	22	8	4	45	5	8	3	41	68	0	0	5
1996	Phoenix	.264	120	405	41	107	22	4	5	53	2	4	3	44	95	1	1	8
	SAN FRANCISCO	.211	9	19	4	4	1	0	0	4	0	0	0	8	7	0	0	2
1997	SAN FRANCISCO	.149	30	74	5	11	2	0	1	3	0	0	0	7	23	0	0	2
	Toledo	.175	24	80	5	14	5	0	0	9	2	0	0	9	25	0	0	1
	DETROIT	.182	8	11	1	2	0	0	0	1	0	0	0	1	5	0	0	1
1998	Louisville	.226	74	230	29	52	13	0	10	33	0	0	1	33	64	0	3	3
	MILWAUKEE	.000	2	2	0	0	0	0	0	0	0	0	0	0	2	0	0	0
1999	Memphis	.291	72	237	38	69	19	4	8	44	0	1	4	30	59	0	0	2
	ST. LOUIS	.235	16	34	5	8	5	0	1	1	2	0	0	6	12	0	0	1
2000	MINNESOTA	.209	52	139	16	29	7	1	3	14	1	0	0	24	36	0	1	2
	Salt Lake	.291	15	55	10	16	4	0	1	12	1	1	2	11	10	0	2	2
2001	Pawtucket	.235	27	102	11	24	7	2	4	12	0	0	0	6	27	0	0	1
	BOSTON	.250	1	4	0	1	0	0	0	0	0	0	0	0	1	0	0	0
	TEXAS	.160	11	25	0	4	1	0	0	2	0	0	0	0	9	0	0	0
	Oklahoma	.298	53	188	42	56	10	1	8	25	0	0	1	46	46	0	0	0
2002	Indianapolis	.230	70	183	24	42	7	0	4	25	2	4	2	33	39	0	0	6
	MILWAUKEE	.114	16	35	2	4	0	0	1	4	0	1	0	4	11	0	0	2
Minors	TOTALS	.253	957	3133	448	792	176	24	70	436	15	34	42	492	800	11	14	64
AL	TOTALS	.194	72	179	17	36	8	1	3	17	1	0	0	25	51	0	1	3
NL	TOTALS	.165	73	164	16	27	8	0	3	12	2	1	0	25	55	0	0	7
ML	TOTALS	.184	145	343	33	63	16	1	6	29	3	1	0	50	106	0	1	10

JENSEN'S CAREER TRANSACTIONS

- Selected by San Francisco Giants in 1st round (33rd overall) of June 1990 draft.
- Traded to Detroit Tigers, July 16, 1997 for Brian Johnson (c).
- Signed by Milwaukee Brewers as a minor league free agent, April 5, 1998.
- Signed by St. Louis Cardinals as a minor league free agent, January 13, 1999.
- Signed by Minnesota Twins as a minor league free agent, December 23, 1999.
- Signed by Los Angeles Dodgers as a minor league free agent, December 18, 2000.
- Signed by Boston Red Sox as a minor league free agent, April 26, 2001.
- Claimed off waivers by Texas Rangers, June 15, 2001.
- Signed by Milwaukee Brewers as a minor league free agent, January 15, 2002.
- Signed by Philadelphia as a minor league free agent, January 17, 2003.

JENSEN'S CAREER FIELDING

POSITION	PCT	G	PO	A	E	TC	DP	PB
Catcher	.985	134	622	51	10	683	7	10

JENSEN'S GAME HIGHS

HITS: 3 - 4/19/00 vs KC ... **RUNS:** 2 - 4 times, last: 6/24/00 at ANA ... **DOUBLES:** 2 - 9/21/99 at CHI; 6/24/00 at ANA ... **TRIPLES:** 1 ... **HOME RUNS:** 1 ... **RBI:** 5 - 6/24/00 at ANA ... **WALKS:** 2 - 11 times, last: 5/25/02 vs SD ... **STOLEN BASES:** None ... **HITTING STREAK:** 4 games - 9/19-22/99 and 6/9-18/00.



JESSE LEVIS

B-T: L-R

HT: 5-9; **WT:** 205

AGE: 34, turns 35 on April 14

BORN: April 14, 1968, Philadelphia, PA

RESIDES: Elkins Park, PA

ML SERVICE: 4 years, 109 days

HOW OBTAINED: Signed by Phillies as a minor league free agent, 12/19/02.

Catcher

58

2002 SEASON: Spent entire season with Louisville (AAA) ... Hit .318 (50-157) from 6/1 through remainder of season ... Hit .317 vs LHP ... Went 7-for-13 (.538) in final 3 games of season with 3 doubles, 3 RBI and 2 runs ... 13 of final 31 appearances came as DH ... Struck out just 3 times in 103 at-bats at home ... Had 22 multi-hit games ... Signed by Phillies, 12/19.

CAREER: 14-year pro ... **1989:** CLE's 4th round selection in June draft ... Hit a combined .320 for Burlington (R), Kinston (A) and Colorado Springs (AAA) ... **1990:** Ranked 3rd in Carolina League with a .398 OB% and 4th with a .296 avg ... **1991:** For Canton-Akron (AA), led Eastern League catchers with 115 G, 733 TC, 644 PO and 77 assists ... **1992:** Began season with Colorado Springs (AAA) ... Recalled on 4/24 and made his ML debut that night vs MIL, as a pinch-hitter ... Returned to Colorado Springs on 4/30, but the next day was recalled following an injury to Sandy Alomar ... Collected 1st ML hit, 5/4 vs KC (single off Mike Boddicker) ... Returned to Colorado Springs, 5/18, until he was promoted again, 8/21 ... Hit 1st career HR, 9/26 at DET (Mark Knudsen) ... **1993:** Split season between Charlotte (AAA) and CLE ... Of his 29 games at catcher with CLE, 16 were starts ... **1994:** Began season with Charlotte ... Recalled on 5/6 and appeared in 1 game (5/9 at NYY, 1-1 as a pinch-hitter) before being sent back to Charlotte, 5/11 ... **1995:** Began season with CLE and appeared in 7 games before he was designated for assignment, 5/15 ... Cleared waivers and was outrighted to Buffalo, 5/23 ... Was 2nd-hardest batter to strike out in International League (1 SO/22.0 plate appearances) ... Promoted again, 9/5, and played in 5 more games for CLE ... **1996:** Traded to MIL, 4/4 ... First full season in majors ... Appeared in a career-high 104 games ... Tied club record with 36 pinch-hit at-bats ... Slugged a HR, 9/10 at BOS, 2nd of career and 1st since 9/26/92 ... **1997:** Hit a career-best .285 for MIL ... Had a team-best .369 (11-30) avg as pinch-hitter ... Set a club record with 45 pinch-hit plate appearances ... His 11 pinch-hits ranked 2nd on club's all-time single-season list behind Bob Hansen's 14 pinch-hits in 1974 ... Hit his only HR of the season, 4/16 vs NYY (David Cone) ... **1998:** Placed on 15-day DL, 5/8, with a strained right shoulder ... Transferred to 60-day DL, 5/21 ... Had season-ending surgery to repair a capsular shift and dislocation in his right shoulder, 7/16 ... **1999:** Signed by TB, 1/22 ... Did not play until 5/9 while recovering from shoulder surgery ... Began season with Durham (AAA) and also spent time with Orlando (AA) ... Asked for and was granted his release by TB, 7/27 ... Signed by CLE, 7/30 and appeared in 10 games (7 starts) ... CLE pitchers posted a 2.85 ERA when he caught ... From 8/9-28 was the Tribe's starting catcher for 4 of 6 shutouts during that span ... **2000:** Spent entire season with Buffalo ... Placed on DL, 5/4-13, with a sore right hand ... Hit .385 in June and .361 in July ... Signed by ATL, 11/15 ... **2001:** Began season with Richmond (AAA) ... Released, 8/3 ... Signed by MIL, 8/11 ... Recalled on 9/8 and appeared in 12 games ... Signed by CIN, 12/21.

PERSONAL: Jesse Levis ... Married Joan Greenspan (10/29/95); one daughter, Melida (7/21/00) ... 1986 graduate of Northeast High School in Philadelphia, where he lettered in baseball for 3 seasons ... 1990 graduate of University of North Carolina with a degree in communications ... Was a third-team All-America and first-team All-Atlantic Coast Conference selection for Tar Heels in 1989.

JESSE LEVIS' CAREER RECORD

YEAR	CLUB	AVG	G	AB	R	H	2B	3B	HR	RBI	SH	SF	HP	BB	SO	SB	CS	E
1989	Burlington	.344	27	93	11	32	4	0	4	16	0	1	2	10	7	1	0	2
	Col. Springs	.000	1	1	0	0	0	0	0	0	0	0	0	0	0	0	0	0
	Kinston	.299	27	87	11	26	6	0	2	11	0	0	2	12	15	1	0	2
1990	Kinston	.296	107	382	63	113	18	3	7	64	1	6	5	64	42	4	1	5
1991	Canton/Akron	.264	115	382	31	101	17	3	6	45	4	2	0	40	36	2	5	12
1992	Col. Springs	.364	87	253	39	92	20	1	6	44	3	2	1	37	25	1	3	4
	CLEVELAND	.279	28	43	2	12	4	0	1	3	0	0	0	0	5	0	0	1
1993	Charlotte	.248	47	129	10	32	6	1	2	20	1	2	1	15	12	0	2	4
	CLEVELAND	.175	31	63	7	11	2	0	0	4	1	1	0	2	10	0	0	1
1994	Charlotte	.285	111	375	55	107	20	0	10	59	0	5	1	55	39	2	0	4
	CLEVELAND	1.000	1	1	0	1	0	0	0	0	0	0	0	0	0	0	0	0
1995	CLEVELAND	.333	12	18	1	6	2	0	0	3	1	2	0	1	0	0	0	0
	Buffalo	.311	66	196	26	61	16	0	4	20	1	0	2	32	11	0	3	2
1996	MILWAUKEE	.236	104	233	27	55	6	1	1	21	1	0	2	38	15	0	0	1
1997	MILWAUKEE	.285	99	200	19	57	7	0	1	19	5	2	1	24	17	1	0	2
1998	MILWAUKEE	.351	22	37	4	13	0	0	0	4	1	1	2	7	6	1	0	0
1999	Durham	.330	27	94	20	31	5	0	1	8	0	1	2	15	9	0	0	0
	Orlando	.396	13	48	6	19	7	0	1	11	0	1	0	6	4	0	0	1
	CLEVELAND	.154	10	26	0	4	0	0	0	3	1	0	1	1	6	0	0	0
2000	Buffalo	.286	53	168	17	48	8	0	3	21	2	1	1	17	12	0	0	1
2001	Richmond	.297	67	192	18	57	6	0	1	27	3	0	2	24	15	2	0	2
	Indianapolis	.150	12	40	4	6	1	0	2	7	0	0	1	2	6	0	0	0
	MILWAUKEE	.242	12	33	6	8	2	0	0	3	0	0	0	3	7	0	0	1
2002	Louisville	.283	84	254	24	72	11	1	3	25	2	3	5	31	19	1	1	1
Minors	TOTALS	.296	844	2694	335	797	145	9	52	378	17	24	25	360	252	14	15	40
AL	TOTALS	.250	285	584	56	146	21	1	3	53	9	5	4	66	53	1	0	5
NL	TOTALS	.300	34	70	10	21	2	0	0	13	1	1	2	10	13	1	0	1
ML	TOTALS	.255	319	654	66	167	23	1	3	60	10	6	6	76	66	2	0	6

LEVIS' CAREER TRANSACTIONS

- Selected by Philadelphia in 36th round of June 1986 draft, but did not sign.
- Selected by Cleveland Indians in 4th round of June 1989 draft.
- Traded to Milwaukee Brewers, April 4, 1996, for Scott Nate (lhp) and a player to be named (Jared Camp, rhp).
- On disabled list, May 8, 1998 through remainder of season with a strained right shoulder.
- Signed by Tampa Bay Devil Rays as a free agent, January 22, 1999.
- Signed by Cleveland Indians as a free agent, July 30, 1999.
- Re-signed by Cleveland Indians as a free agent, January 13, 2000.
- Signed by Atlanta Braves as a free agent, November 15, 2000.
- Signed by Milwaukee Brewers as a free agent, August 11, 2001.
- Signed by Cincinnati Reds as a minor league free agent, December 21, 2001.
- Signed by Philadelphia as a minor league free agent, December 19, 2002.

LEVIS' CAREER FIELDING

POSITION	PCT	G	PO	A	E	TC	DP	PB
Catcher	.995	264	1065	70	6	1141	12	13

LEVIS' GAME HIGHS

HITS: 3 - 7 times, last: 5/2/98 at CIN... **RUNS:** 3 - 7/16/96 vs DET... **DOUBLES:** 1... **TRIPLES:** 1... **HOME RUNS:** 1 - last: 4/16/97 at NYM... **RBI:** 3 - 6/17/96 at KC... **WALKS:** 2 - 9 times, last: 8/18/97 at TEX... **STOLEN BASES:** 1 - last: 4/16/98 at MTL... **HITTING STREAK:** 4 games - 3 times, last: 9/22-27/97.



JEREMY SALAZAR

B-T: R-R

HT: 6-0; **WT:** 190

AGE: 26, turns 27 on March 18

BORN: March 18, 1976, Lafayette, LA

RESIDES: Breaux Bridge, LA

HOW OBTAINED: Phillies 19th round pick in June 1998 draft.

Catcher

71

2002 SEASON: Non-roster invitee to big league camp . . . Backed up Johnny Estrada at Scranton all season, appearing in just 35 games at catcher . . . Threw out 47% of potential base stealers (7-15) . . . Hit .276 (8-29) against LHP.

CAREER: Five-year pro . . . **1998:** Selected by Phillies in 19th round of June draft . . . Began pro career at Batavia (A); threw out 33.8% of base stealers . . . Promoted to Piedmont (A), 7/18; threw out 36.8% of base stealers . . . Played in Florida Instructional League . . . **1999:** Played majority of season at Piedmont . . . Threw out 41.7% of potential base stealers; 1st among South Atlantic League catchers . . . Promoted to Clearwater (A), 9/3 . . . Made Florida State League debut, 9/4, and went 3-for-6 (double, RBI) . . . Played in FIL for 2nd year . . . **2000:** Spent entire season at Clearwater . . . Hit 1st pro triple, 6/3 at Charlotte . . . Placed on DL, 6/10 with a sore right elbow . . . Had Tommy John surgery on right elbow, 6/30 (Dr. Jordan) and missed remainder of season . . . **2001:** Made jump from single-A Clearwater to triple-A Scranton . . . Started most games at catcher (47), splitting time with Johnny Estrada, Matt Walbeck and Jeff Reed . . . Appeared in only 8 July games, but hit .357 (10-28) . . . Hit .375 (12-32), 1 HR, 7 RBI in final 8 games of season . . . Went 1-for-5 in 2 International League playoff games.

PERSONAL: Jeremy Andrew Salazar . . . Married Annie Brunet (12/10/99) . . . 1994 graduate of Northside High School (Lafayette, LA), where he earned all-district and 2nd team all-state honors in his senior year . . . Attended Florida State University, where he was a Physical Education major . . . A 4-year starter at FSU . . . In his Senior year, hit .337, 19 HR, 91 RBI and was named to All-ACC Team . . . Hit 2 HR, 6 RBI in College World Series game vs Arizona State . . . Played Connie Mack, American Legion, Cape Cod and semipro (Louisiana All-Stars) baseball . . . Originally a shortstop, switched to catching in high school . . . Hobbies: Fishing, hunting and golf.

JEREMY SALAZAR'S CAREER RECORD

YEAR	CLUB	AVG	G	AB	R	H	2B	3B	HR	RBI	SH	SF	HP	BB	SO	SB	CS	E
1998	Batavia	.279	20	68	6	19	5	0	2	18	0	0	1	4	21	0	0	0
	Piedmont	.285	41	158	20	45	10	0	2	19	0	1	4	23	39	1	0	2
1999	Piedmont	.252	98	345	37	87	17	0	10	36	1	4	7	27	90	1	0	13
	Clearwater	.300	2	10	1	3	1	0	0	1	0	0	0	0	2	0	0	0
2000	Clearwater	.250	45	164	18	41	11	1	1	25	1	1	1	13	37	0	0	5
2001	Scranton	.231	47	160	16	37	13	0	1	16	2	1	0	10	35	0	0	5
2002	Scranton	.209	42	129	10	27	6	0	0	10	4	1	0	11	34	1	0	4
Minors	TOTALS	.250	295	1034	108	259	63	1	16	125	8	8	13	88	258	3	0	29

SALAZAR'S CAREER TRANSACTIONS

-Selected by Philadelphia in 19th round of June 1998 draft.



AMAURY TELEMACO

B-T: R-R

HT: 6-3; **WT:** 222

AGE: 29

BORN: January 19, 1974, Higüey, DR

RESIDES: La Romana, DR

ML SERVICE: 4 years, 3 days

HOW OBTAINED: Re-signed by Phillies as a minor league free agent, 11/24/02.

Right-Handed Pitcher

47

2002 SEASON: Spent entire season recovering from right shoulder surgery . . . Began season in extended spring training . . . Placed on DL, 4/4-5/4 . . . Assigned to Scranton (AAA) roster, 5/4 . . . Made 1 start, which he won (5.0 IP, 1 ER), before being placed back on DL, 5/12 . . . Rehabbed with Gulf Coast Phillies (R), 6/22-6/30 . . . Reinstated on 7/1 and assigned to Reading (AA) . . . Again, made 1 start (1.0 IP, 1 ER) before going back on DL, 7/3 . . . Reinstated on 8/31 and transferred to Clearwater (A), where he made 3 starts . . . Overall, with 4 different Phillies minor league teams, was 2-1, 1.86 ERA in 7 starts . . . Pitched winter ball for Azucareros, DR.

CAREER: 12-year pro . . . **1991:** Signed by Cubs as non-drafted free agent, 5/23 . . . **1992:** Began pro career at Huntington (R), where he led the Appalachian League in strikeouts (93) and walked just 17 in 76.1 innings . . . **1993:** Struck out 133 in 143.2 innings for Peoria (A), with 4 double-digit strikeout games, including 12 in 6.0 innings, 7/14 at Cedar Rapids . . . **1994:** Began season at Daytona (A), winning first 5 starts . . . Went 7-3 in 11 starts and was tied for Florida State League lead in wins when promoted to Orlando (AA), 6/9 . . . Finished with a combined 10-8 record with 4 complete games, 3.24 ERA . . . **1995:** Spent a full season at Orlando . . . His 151 strikeouts led the Cubs organization and ranked 2nd in Southern League while his 3.29 ERA ranked 7th . . . Led SL in fewest base runners allowed per 9 IP (9.6) and was 2nd in opponents avg (.211) . . . **1996:** Began season at Iowa (AAA), but after going 3-1, 3.06 ERA in 8 starts was promoted to the Cubs . . . Made ML debut, 5/16 vs HOU, a 13-1 win; no-hit the Astros for 5.2 innings until Jeff Bagwell singled - the only hit he allowed in 7.0 innings . . . Won his next start, 5/21 at ATL, 4-2 - a 2-run HR by Marquis Grissom broke 12.1 inning scoreless streak . . . Recorded first 2 hits of career, 7/2 at PIT, in 15-7 win - 1st hit was RBI single (Paul Wagner) . . . On DL, 8/20-9/4, with strained right shoulder . . . Moved to bullpen upon return . . . **1997:** Split time between the Cubs and Iowa . . . Struck out a career-high 9 on 4/27 vs PIT (in 5.2 innings), but lost 7-0 . . . Had a pair of 5-hit shutouts with Iowa . . . Had a complete-game win, 7/3 vs Oklahoma City, with season-high 11 strikeouts . . . Made one start for Orlando (AA) on 7/9 during Iowa's All-Star break . . . Named pitcher with Best Breaking Pitch in American Association by Baseball America . . . **1998:** Began season in Cubs bullpen . . . Had a 2.08 ERA through his first 6 games . . . After going 1-1, 3.90 ERA in 14 games, was waived by Cubs on 5/15 and claimed by Arizona . . . Made 9 relief appearances before moving into the rotation . . . Made 1st start, 6/20 at STL . . . Won 6-5 on 8/3 at CHI, first return to Wrigley . . . Also won on 9/4 vs HOU, 3-1, season-high 7.0 IP, 6 H, 1 ER, 6 SO . . . Only D-backs pitcher to hit a triple, 8/24 at NYM (Masato Yoshii) . . . **1999:** Began season on DL with tendinitis in his right shoulder . . . Made 13 rehab appearances (12 starts) at Tucson (AA-A) . . . Activated from DL, 5/8 . . . Pitched in 5 games for ARI, finishing 3 of them . . . Earned 1st/only victory in 1st appearance, 5/12 vs MTL, 1.0 IP, 1 SO . . . Claimed by Phillies off waivers, 6/8 . . . Made Phillies debut, 6/9 vs NYY, 2.0 IP . . . Did not allow a run (3 hits) in first 6 games with Phils (8.2 IP) . . . First win as a Phillie was 7/23 (1) vs ATL, 2.0 IP . . . Had a 1.35 ERA (4 ER in 26.2 IP), 23 SO in first 22 games with Phils through 8/6; struggled from mid-August through September . . . Won 4th straight, 9/22 at MIL, a career-high win streak . . . All 49 ML appearances were in relief, for 1st time in career . . . **2000:** Began season with Phillies . . . Earned only win, 4/10 vs NYM, extending win streak to 6 straight, dating back to 9/26/98 vs SD . . . Designated for assignment to Scranton after 8 relief app, 9.31 ERA, when Schilling was activated from DL, 4/29 . . . Threw season-high 9.0 innings, 6/24 vs Toledo . . . On DL with a sore right shoulder, 7/21-8/5 . . . Threw no-hitter for 7.0 innings in 1st game back, 8/5 at Buffalo, left game due to pitch count; Red Barons won the 2-hitter, 1-0 in 12 innings . . . Earned Phillies Minor League Pitcher of the Week honors, 7/31-8/6 . . . Contract purchased by Phillies, 9/12 . . . Made 1st start for Phillies, 9/12 vs MTL; lost 1-0, tying career-high 8.0 innings . . . It was his 1st ML start since 9/26/98 vs SD (with ARI) . . . Returned to bullpen for 3 appearances before starting final game of season, 10/1 at FLA; lost 7-5 (4.2 IP, 7 R, 3 ER) . . . Played winter ball for Escogido, DR, finishing 3-1 with the 2nd-best ERA (1.60) . . . **2001:** Began season in Phillies bullpen . . . Pitched 4.0 shutout innings in relief and earned the win Opening Day, 4/2 at FLA, a 13-inning, 6-5 win . . . Made 1 more relief outing before moving into the rotation . . . Threw 8.0 shutout innings, 4/22 vs ATL . . . Got 1st loss of season, 5/20 vs STL (6.1 IP, 10 H, 3 ER, 1 BB, 4 SO) . . . Pitched 1st career complete game, 6/6 vs NYM, won 6-1 (9.0 IP, 6 H, 1 ER, 3 BB, 4 SO) . . . Returned to bullpen following his start, 6/23 at FLA (3.0 IP, 6 H, 8 ER) . . . Last ML appearance was in relief, 7/16 vs NYY (1.1 IP, 3 ER) . . . Designated for assignment, 7/20 . . . Outrighted to Scranton (AAA), 7/27 . . . Made final appearance of season, 8/16 at Rochester (5.1 IP, 11 H, 6 ER, 0 BB, 8 SO) . . . Placed on DL with a right shoulder lateral strain, 8/23 . . . Had right shoulder surgery, 9/7, performed by Dr. Michael Ciccotti.

PERSONAL: Amaury Telemaco (Regalado) . . . Married, wife's name is Deyanira (11/29/97); one son, Amaury, Jr. (9/29/98) and one daughter, Lauren (9/1/01) . . . Attended Cristo Rey High School.

AMAURY TELEMACO'S CAREER RECORD

YEAR	CLUB	W-L	ERA	G	GS	CG	SHO	SV	IP	H	R	ER	HR	HB	BB	SO	WP	BK
1991	Royals/Cubs, DSL	3-3	3.56	15	13	0	0	0	65.2	81	43	26	0	1	32	43	4	2
1992	Huntington	3-5	4.01	12	12	2	0	0	76.1	71	45	34	6	2	17	*93	7	0
	Peoria	0-1	7.94	2	1	0	0	0	5.2	9	5	5	0	1	5	5	0	0
1993	Peoria	8-11	3.45	23	23	3	0	0	143.2	129	69	55	9	5	54	133	8	0
1994	Daytona	7-3	3.40	11	11	2	0	0	76.2	62	35	29	4	4	23	59	3	3
	Orlando	3-5	3.45	12	12	2	0	0	62.2	56	29	24	6	4	20	49	3	0
1995	Orlando	8-8	3.29	22	22	3	1	0	147.2	112	60	54	13	4	42	151	7	1
1996	Iowa	3-1	3.06	8	8	1	0	0	50.0	38	19	17	5	2	18	42	3	0
	CHICAGO (NL)	5-7	5.46	25	17	0	0	0	97.1	108	67	59	20	3	31	64	3	0
1997	Orlando	1-0	2.25	1	1	0	0	0	8.0	9	2	2	0	0	2	6	1	0
	CHICAGO (NL)	0-3	6.16	10	5	0	0	0	38.0	47	26	26	4	0	11	29	1	0
	Iowa	5-9	4.51	18	18	3	#2	0	113.2	121	70	57	20	4	38	75	6	1
1998	CHICAGO (NL)	1-1	3.90	14	0	0	0	0	27.2	23	12	12	5	0	13	18	3	0
	ARIZONA	6-9	3.94	27	18	0	0	0	121.0	127	63	53	13	4	33	60	4	0
	CHI/ARI	7-10	3.93	41	18	0	0	0	148.2	150	75	65	18	4	46	78	7	0
1999	ARIZONA	1-0	7.50	5	0	0	0	0	6.0	7	5	5	2	0	6	2	0	0
	Tucson - a	0-3	5.09	13	12	0	0	0	17.2	21	11	10	1	3	6	17	0	0
	PHILLIES	3-0	5.55	44	0	0	0	0	47.0	45	29	29	8	2	20	41	5	0
	ARI/PHI	4-0	5.77	49	0	0	0	0	53.0	52	34	34	10	2	26	43	5	0
2000	PHILLIES	1-3	6.65	13	2	0	0	0	24.1	25	22	18	6	0	14	22	1	0
	Scranton	8-3	3.87	21	21	0	0	0	123.1	115	60	53	15	0	42	88	5	0
2001	PHILLIES	5-5	5.54	24	14	1	0	0	89.1	93	59	55	15	9	32	59	3	0
	Scranton	1-2	4.01	4	4	0	0	0	24.2	31	11	11	4	0	6	25	0	0
2002	Scranton	1-0	1.80	1	1	0	0	0	5.0	5	3	1	1	0	0	3	0	0
	Reading	0-0	9.00	1	1	0	0	0	1.0	1	1	1	1	1	0	1	0	0
	Clearwater	0-1	1.50	3	3	0	0	0	12.0	15	5	2	0	1	3	10	0	0
	Phillies, GCL - a	1-0	1.64	2	2	0	0	0	11.0	4	2	2	0	1	2	5	0	0
Minors TOTALS		52-55	3.65	169	165	16	3	0	944.2	880	470	383	85	33	310	805	47	7
ML TOTALS		22-28	5.13	162	56	1	0	0	450.2	475	283	257	73	18	160	295	20	0

* League Leader # Tied for League Lead a - Rehabilitation Assignment

TELEMACO'S CAREER TRANSACTIONS

- Signed by Chicago Cubs as a non-drafted free agent, May 23, 1991.
- On disabled list with strained right shoulder, August 20-September 4, 1996.
- Claimed off waivers by Arizona Diamondbacks, May 15, 1998.
- On disabled list with tendinitis in right shoulder, March 27-May 8, 1999; included rehabilitation assignment to Tucson, April 8-May 7.
- Claimed off waivers by Philadelphia, June 8, 1999.
- Re-signed by Philadelphia as a minor league free agent, December 15, 2001.
- Re-signed by Philadelphia as a minor league free agent, November 24, 2002.

MAJOR LEAGUE HITTING TOTALS

YEAR	AVG	AB	R	H	2B	3B	HR	RBI	SH	SF	HP	BB	SO	SB	CS	E
2001	.095	21	2	2	0	0	0	0	2	0	0	2	8	0	0	1
Career	.102	98	5	10	1	1	0	3	7	1	0	6	46	0	0	5

TELEMACO'S CAREER FIELDING

POSITION	PCT	G	PO	A	E	TC	DP
Pitcher	.948	162	38	53	5	96	2

TELEMACO'S CAREER HIGHS

STRIKEOUTS: 9 - 4/27/97 vs PIT ... **LONGEST OUTING:** Starter: 9.0 inn - 6/6/01 vs NYM ... Reliever: 5.0 inn - 4/2/98 at FLA ... **WINNING STREAK:** 4 games - 5/12-9/22/99 and 4/2-5/8/01 ... **LOSING STREAK:** 4 games - 6/12-7/16/01.

SPRING TRAINING 2003

PHILLIES TO GET NEW HOME

Athletic Field was the Phillies' spring training home in Clearwater from 1947, when the team first moved to the gulf coast of Florida, until 1954.

Jack Russell, a former Major League pitcher who had a 15-year big league career with six clubs, was a City Commissioner in Clearwater and the leading proponent of building a new ballpark for the Phillies. Final city approval came on May 10, 1954.

The new stadium, which had a capacity of 4,744, was built a block east of Athletic Field. The opening game was March 10, 1955, with Robin Roberts on the mound. The Phillies defeated the Detroit Tigers, 4-2, before 4,209 fans.

In a surprise announcement prior to the game, Clearwater Mayor Herbert M. Brown named the new park Jack Russell Stadium. After Russell died in 1990, the stadium was rededicated the following spring as Jack Russell Memorial Stadium.

In 1967, a new spring training facility was built along Route 19 in Clearwater to house the Phillies minor league players: Carpenter Field.

New park

Carpenter Field is now getting a next-door neighbor, a new Clearwater Community Sports Complex and Phillies Spring Training Facility. Ground was broken for the 7,000-seat ballpark on October 16, 2002. A state-of-the-art ballpark is scheduled to be ready in time for spring training next year.

The park, with a classic Floridian architectural style, will feature:

- ♦ A 360-degree main concourse, open to the playing field.
- ♦ A capacity of nearly 7,000 fixed seats.
- ♦ Grass berm seating for another 1,000 in the outfield.
- ♦ Group picnic areas.
- ♦ A children's play area.
- ♦ A tiki-hut pavilion in the outfield.
- ♦ Video scoreboard.

The Phillies clubhouse, ticket office, executive offices and a media center will be located in left field, adjacent to Carpenter Field.

As part of the new project, the Phillies have extended their relationship with Clearwater for a minimum of another 20 years.



SPRING TRAINING 2003

2003 SPRING TRAINING INFORMATION

Stadium:

Street Address

Mailing Address

Telephones

Capacity

Jack Russell Memorial Stadium, 800 Phillies Drive, Clearwater, FL 33755

Philadelphia Phillies, P.O. Box 10336, Clearwater, FL 33757

(727) 441-9941 (Executive Offices/Public Relations)

(727) 461-7768 (Executive Offices Fax)

(727) 442-8496 (Ticket Office)

6,917

Phillies Minor League Camp

Camp Dates:

Minor league camp opens on March 1; exhibition games with other minor league clubs start March 10 and camp closes March 30.

Paul Owens Training Facility at Carpenter Complex

Street Address

Telephone

Fax

651 Old Coachman Road, Clearwater, FL 33765

(727) 799-0503

(727) 726-1793

Date	Opponent	Site	TV/Radio	Time
Feb. 27	Pittsburgh	Bradenton	W	1:05 p.m.
28	Atlanta*	Lake Buena Vista		1:05 p.m.
	NY Yankees*	CLEARWATER		1:05 p.m.
March 1	Atlanta	CLEARWATER	W	1:05 p.m.
2	Toronto	Dunedin	U/W	1:05 p.m.
3	Cincinnati	Sarasota		1:05 p.m.
4	Houston	CLEARWATER		1:05 p.m.
5	Minnesota	Ft. Myers		1:05 p.m.
6	NY Yankees	Tampa		7:15 p.m.
7	Montreal	CLEARWATER		1:05 p.m.
8	Cleveland	Winter Haven		1:05 p.m.
9	Cincinnati	CLEARWATER	U/W	1:05 p.m.
10	Houston	Kissimmee		1:05 p.m.
11	Cleveland	CLEARWATER	W	1:05 p.m.
12		Day off		
13	Toronto	Dunedin		1:05 p.m.
14	Pittsburgh	CLEARWATER		1:05 p.m.
15	Pittsburgh	Bradenton	C/W	1:05 p.m.
16	Minnesota	CLEARWATER	W	1:05 p.m.
17	NY Yankees	CLEARWATER	W	1:05 p.m.
18	Cincinnati	CLEARWATER		1:05 p.m.
19	Minnesota	Ft. Myers		1:05 p.m.
20	Toronto	CLEARWATER	W	7:05 p.m.
21	Cincinnati	Sarasota		1:05 p.m.
22	Boston	Ft. Myers	C/W	1:05 p.m.
23	Boston	CLEARWATER	U/W	1:05 p.m.
24	Tampa Bay	St. Petersburg	W	7:05 p.m.
25	NY Yankees	Tampa	W	7:15 p.m.
26	Toronto	CLEARWATER		1:05 p.m.
27	Tampa Bay	CLEARWATER	W	7:05 p.m.
28	NY Yankees	CLEARWATER		1:05 p.m.
29	NY Yankees	Tampa	C/W	1:15 p.m.

* Split squad

C - Comcast SportsNet ... U - UPN 57 ... W - WPEN 950 AM

2003 SCHEDULE

SUN	MON	TUE	WED	THU	FRI	SAT
	March 31 K FLA 4:05	1	2 CN FLA 7:05	3 C FLA 7:05	(1) 4 C PIT 1:35	5 C PIT 3:05
(2) 6 U PIT 1:35	7	8 U ATL 7:05	9 C ATL 7:05	10 C ATL 7:05	11 U CIN 7:10	12 C CIN 1:15
13 U CIN 1:15	14 C FLA 7:05	15 CN FLA 7:05	16 CN FLA 7:05	17 C FLA 3:05	18 C ATL 7:35	19 U ATL 7:05
20 U ATL 1:05	21	22 C COL 7:05	23 C COL 7:05	24 C COL 3:05	25 SF SF 7:05	26 C SF 7:05
(3) 27 U SF 1:35	28 C LA 10:10	29 C LA 10:10	30 C LA 10:10	APRIL		

SUN	MON	TUE	WED	THU	FRI	SAT
				1 C LA 10:10	2 C SD 10:05	3 C SD 10:05
4 U SD 5:00	5 C AZ 9:35	6 C AZ 9:35	7 C AZ 6:05	8	9 U HOU 7:05	10 C HOU 7:05
(4) 11 U HOU 1:35	12	13 C AZ 7:05	14 C AZ 7:05	15 C AZ 3:05	16 C HOU 8:05	17 F HOU 4:05
18 E HOU 8:05	19	20 C NYM 7:10	21 C NYM 7:10	22 C NYM 1:10	23 C MTL 7:05	24 C MTL 7:05
25 U MTL 1:05	26	27 C NYM 7:05	28 C NYM 7:05	29 C NYM 7:05	30 C MTL 7:05	(5) 31 U MTL 7:05

SUN	MON	TUE	WED	THU	FRI	SAT
(6) 1 U MTL 1:35	2	3 C SEA 7:05	4 C SEA 7:05	5 U SEA 7:05	6 C OAK 7:05	(7) 7 F OAK 1:20
(8) 8 U OAK 1:35	9 C ANA 10:05	10 C ANA 10:05	11 C ANA 10:05	12	13 C CIN 7:10	14 U CIN 7:10
15 U CIN 1:15	16	17 C ATL 7:05	18 C ATL 7:05	19 C ATL 1:05	(9) 20 C BOS 7:05	(10) 21 F BOS 1:05
(11) 22 U BOS 1:35	23	24 C ATL 7:35	25 C ATL 7:05	26 U ATL 7:35	27 C BAL 7:05	28 U BAL 7:05
29 U BAL 1:35	30 C CHI 7:05				JUNE	

HOME FINAL INNING WEEKEND All games broadcast on WPEN 950AM

SUN	MON	TUE	WED	THU	FRI	SAT
		1 C CHI 7:05	2 C CHI 7:05	3 C CHI 6:05	4 C FLA 6:05	(14) 5 C FLA 7:05
(15) 6 U FLA 1:35	7 C MTL 7:05	8 C MTL 7:05	9 C MTL 7:05	10 C NYM 7:10	11 U NYM 7:10	12 F NYM 1:20
13 U NYM 1:10	14	15	16	17 C MTL 7:05	18 C MTL 7:05	(16) 19 U MTL 7:05
(17) 20 U MTL 1:35	(18) 21 C NYM 7:05	22 C NYM 1:05	23 C CHI 8:05	24 C CHI 2:20	25 C FLA 7:35	26 U FLA 6:05
27 U FLA 1:35	28	29 C LA 7:05	30 C LA 7:05	31 U LA 7:05		

SUN	MON	TUE	WED	THU	FRI	SAT
					(19) 1 C SD 7:05	(20) 2 C SD 5:05
(21) 3 U SD 1:35	4	5 C COL 9:05	6 C COL 9:05	7 C COL 3:05	8 C SF 10:15	9 F SF 4:05
10 U SF 4:05	11	12 C MIL 7:05	13 C MIL 7:05	14 U MIL 7:05	15 C STL 7:05	16 U STL 7:05
17 U STL 1:35	18	19 C MIL 8:05	20 C MIL 8:05	21 C MIL 2:05	22 C STL 8:10	23 F STL 1:20
24 U STL 1:35	25 C MTL 7:05	26 C MTL 7:05	27 C MTL 7:05	28 C MTL 1:05	29 C NYM 7:10	30 C NYM 7:10

SUN	MON	TUE	WED	THU	FRI	SAT
	1	2 C MTL 7:05	(22) 3 C MTL 3:05	4 C NYM 7:05	5 C NYM 7:05	6 U NYM 7:05
(23) 7 U NYM 1:35	8 C ATL 7:35	9 C ATL 7:35	10 C ATL 7:05	11 U ATL 7:35	12 C PIT 7:05	13 C PIT 7:05
14 U PIT 1:35	15	16 C FLA 7:05	17 C FLA 7:05	18 C FLA 7:05	19 C CIN 7:05	20 U CIN 7:05
(24) 21 U CIN 1:35	22	23 C FLA 7:05	24 C FLA 7:05	25 C FLA 7:05	(25) 26 C ATL 7:05	(26) 27 U ATL 1:05
(27) 28 U SD 1:35	29	30			SEPTEMBER	

LIST A LIST B LIST C LIST D

U-UPH 57 C-Comcast SportsNet CN-CHB E-ESPN F-Fox K-KYW-CBS3

PROMOTIONS

- Modell's Sporting Goods Final Opening Day/Rally Towel* 4/4
- Salute to the 1970s/ShopRite 1971 Cap* 4/6
- Citizens Bank Phanatic Birthday/Phanatic Locker Bank 4/27
- ShopRite Mothers Appreciation Day/Beach Bag 5/11
- Nickelodeon Night 5/31
- IBEW Local 98 Jim Thome Road BP T-Shirt 6/1
- FUJIFILM-Ritz Camera Center Photo Day 6/7
- Chevrolet Through the Years Men's T-Shirt 6/8
- Keystates Chrysler Jeep Salute to the 1980s/1980 World Champion Bobbing Head* 6/20
- Keystates Chrysler Jeep Salute to the 1980s/Alumni BP Challenge* 6/21
- Keystates Chrysler Jeep Salute to the 1980s/1980 World Champion Bobbing Head* 6/22
- Annual Phillies Phestival 6/23
- Citizens Bank Fireworks I 6/23
- Citizens Bank Fireworks II 6/25
- Phillies Super Heroes T-Shirt 6/26
- 1993 Team 10th Anniversary Tribute/Alumni BP Challenge* 6/29
- 1993 Team 10th Anniversary Tribute/1993 Commemorative DVD/VHS* 7/20
- Verizon Night at Veterans Stadium/Phillies Visor 7/21
- Wacky Promotions Weekend/Cash Scramble* 8/1

- Wacky Promotions Weekend/Twi-Night Doubleheader* 8/2
- Wacky Promotions Weekend/Pat Burrell Louisville Slugger Bat* 8/3
- Citizens Bank Pride of the Phillies Poster 9/3
- Modell's Sporting Goods Back to School Backpack 9/7
- Fan Appreciation Day* 9/21
- M.A.B. Paints & Tastykake Final Innings/Final Fireworks Spectacular* 9/26
- M.A.B. Paints & Tastykake Final Innings/Phil & Phillis Dual Bobbing Head/All-Vet Team Announcement* 9/27
- M.A.B. Paints & Tastykake Final Innings/Final Ticket Lanyard* 9/28

- ◆ All Fans
- ◆ Women 15 years and older
- ◆ Men 15 years and older
- ◆ Children 14 years and under
- + All fans 15 years and older
- * Field of Memories Event

Citizens Bank BPS: 4/17, 4/24, 5/15, 6/19, 7/22, 9/3

Hatfield Phillies Franks Dollar Dog Days: 4/5, 4/24, 5/13, 6/6, 7/22, 8/14, 9/4

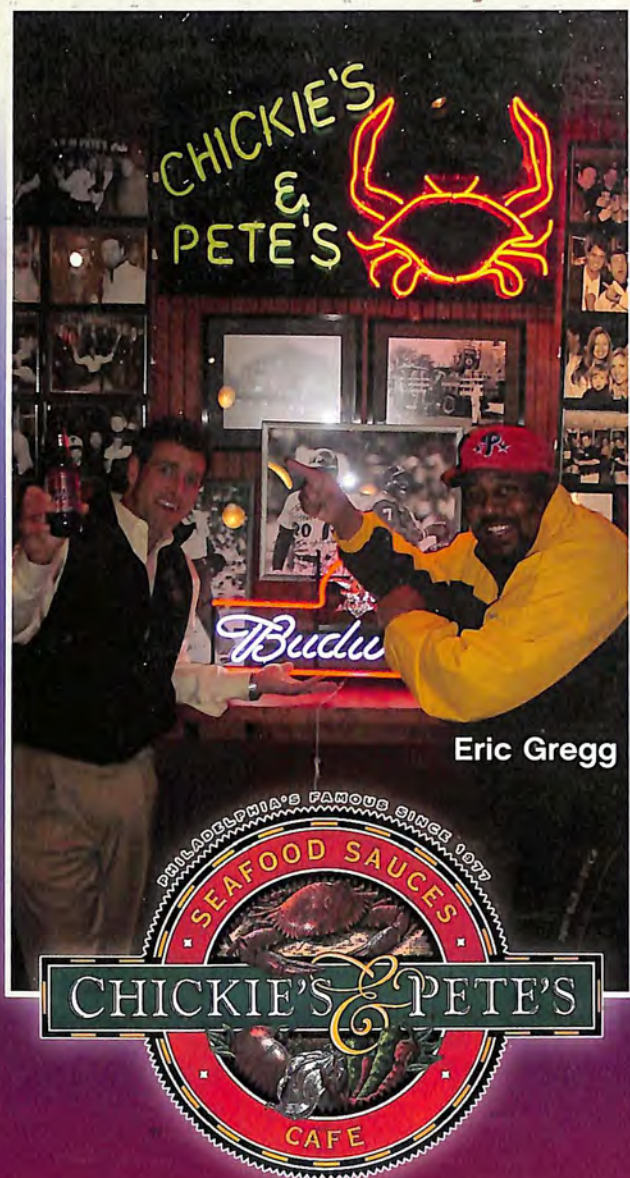
Modell's Sporting Goods Post-Game Events:

Run the Bases: 7/6, 7/22

Senior Stroll: 6/19

All games broadcast on WPEN 950AM

Game times, promotions and television schedule subject to change.



Eric Gregg

**It's a lot
more
FUN
to EAT
in a bar
than
DRINK
in a
restaurant!**



**The Original: 4010 Robbins Ave (Robbins & Frankford)
215.338.3060**

**Boulevard Plaza (11000 Roosevelt Blvd)
215.856.9890**

**Look for us coming soon to 1526 Packer Ave
and of course...Veterans Stadium (behind section 249)**

ALL PHILADELPHIA!!!