

2004

MEDIA GUIDE



2004 SIGNIFICANT DATES

June 8-10	Amateur Draft	July 25	Hall of Fame Induction Ceremony
June 14	Hall of Fame Game (Braves vs. Twins)	October 5	Division Series begins
July 13	All-Star Game (Houston's Minute Maid Park)	October 12	League Championship Series begins
		October 23	World Series begins

WHERE THE PHILLIES STAY

LOCATION	HOTEL	TELEPHONE
Arizona	Ritz-Carlton	(602) 468-0700
Atlanta	Marriott Marquis	(404) 521-0000
Boston	Sheraton Boston	(617) 236-2000
Chicago	Westin Michigan Avenue	(312) 943-7200
Cincinnati	Westin Cincinnati	(513) 621-7700
Colorado	Westin Tabor Center	(303) 572-9100
Florida	Westin Diplomat	(954) 602-6000
Houston	Westin Galleria	(713) 960-8100
Los Angeles	Century Plaza	(310) 277-2000
Milwaukee	Hyatt Regency	(414) 276-1234
Minnesota	Radisson Plaza	(612) 339-4900
Montreal	Le Centre Sheraton	(514) 878-2000
New York	Westin Times Square	(212) 201-2700
Pittsburgh	Westin Convention Center	(412) 281-3700
San Diego	Grand Hyatt	(619) 232-1234
San Francisco	Westin St. Francis	(415) 397-7000
St. Louis	Hyatt Union Station	(314) 231-1234

PRE-GAME WORKOUT SCHEDULE

HITTING & INFIELD	1:05 P.M. GAME	1:35 P.M. GAME	7:05 P.M. GAME
Phillies infield			4:15-4:25
Phillies pitchers			4:25-4:45
Phillies extras	10:45-11:15	11:15-11:45	4:45-5:15
Phillies regulars	11:15-11:45	11:45-12:15	5:15-5:45
Visitors batting	11:45-12:25	12:15-12:55	5:45-6:25
Visitors infield	12:25-12:35	12:55-1:05	6:25-6:35

PHILLIES WEBSITE: www.phillies.com

PHILLIES FAX NUMBERS

Accounting/Payroll:	(215) 952-8269	Human Resources:	(215) 952-8352
Ballpark Operations:	(215) 218-5415	Marketing/Promotions:	(215) 463-6025
Baseball Operations:	(215) 755-9324	Merchandising/Stadium Operations:	(215) 463-8765
Broadcasting/Community Relations:	(215) 218-5420	PR/Creative Services:	(215) 389-3050
Executive Office:	(215) 463-9434	Sales Office:	(215) 952-8268
Finance/Benefits:	(215) 952-8362	Ticket Office:	(215) 463-9878

The 2004 Media Guide was published in March 2004. Newspapers, magazines, radio and television stations needing additional information should contact the Phillies Public Relations office at: Citizens Bank Park, One Citizens Bank Way, Philadelphia, PA 19148; (215) 463-6000.

CREDITS

Executive Editor: Larry Shenk
 Editor: Christine Negley
 Associate Editors: Leigh Tobin, Greg Casterioto, Mary Ann Gettis
 Print/Creative Services: Tina Urban
 Photography: Rosemary Rahn, Miles Kennedy, Ed Mahan, Al Tielemans, MLB Photos, Jo-Anne Levy-Lamoreaux
 Cover Design: Melissa Maani, Phillies Graphic Artist
 Typesetting: Lillian Mittleman
 Contributors: Jay McLaughlin, Mike Ondo, Brian Bayer, Kevin Gregg

Copyright 2004 The Phillies



More publications available at:

www.retroseasons.com/library/



CITIZENS BANK PARK

A World-Class Ballpark in Philadelphia

Philadelphia's new world-class ballpark is every bit as spectacular as it is intimate - with breathtaking views, dazzling amenities and a staggering array of special features.



DIRECTORY

STREET ADDRESS

The Phillies
 Citizens Bank Park
 One Citizens Bank Way
 Philadelphia, PA 19148

TELEPHONE NUMBERS

Executive Offices	215 463-6000
Season and Group Sales	215 463-5000
Individual Game Sales	215 463-1000
Merchandise Orders	1-877-GO-PHILS

PURCHASING TICKETS

Season and Group Sales	215 463-5000
Phone Center	215 463-1000
Hearing Impaired (TDD)	215 463-2998
FAX Ticket Orders	215 463-9878
Online	www.phillies.com

TICKET OFFICE

Located at First Base Gate Entrance on Pattison Avenue. For all home games, additional ticket windows will be open on Citizens Bank Way and Phillies Drive.

SEATING CAPACITY: 43,500

Field Level

Infield (Sections 115-132)	\$40
Baseline (108-114; 133-139)	\$35, \$40
Outfield (101-107; 140-148)	\$20

Club Level

Arcade (233-237)	\$25
Scoreboard Porch (241-245)	\$20
Pavilion (201-211)	\$18, \$25
Pavilion Deck (301-310)	\$15, \$18

Terrace Level

Terrace (312-333)	\$20, \$25
Terrace Deck (412-434)	\$15, \$20

ENTRANCES

Right Field Gate
 Left Field Gate
 Third Base Gate
 First Base Gate

PARKING CAPACITY

15,500 in the Sports Complex; additional 5,500 spaces when Veterans Stadium site is converted to parking lot in late fall.

GAME TIMES

Night games	7:05 p.m.
Sunday afternoon games	1:35 p.m.
Midweek afternoon games	1:05 p.m.

GATE OPENINGS

Monday through Friday: 1½ hours prior to game time.
 Weekends: 2 hours prior to game time.

* Ashburn Alley opens an hour earlier than the gate openings. The entrances to Ashburn Alley are at the Left Field Gate and Right Field Gate.

For a Virtual View from each section,
visit phillies.com



Field Level

Infield 115 - 132	\$40
Baseline 108 - 114, 133 - 139	\$40 \$35
Outfield 101 - 107, 140 - 148	\$20
Diamond Club Sections A-G	

Club Level

Arcade 233 - 237	\$25
Scoreboard Porch 241 - 245	\$20
Pavilion 201 - 211	\$25 \$18
Pavilion Deck 301 - 310	\$18 \$15
Hall of Fame Club Sections 212-232	

Terrace Level

Terrace 312 - 333	\$25 \$20
Terrace Deck 412 - 434	\$20 \$15

LOOKING TO THE NORTHEAST



WELCOME TO ASHBURN ALLEY



NOT YOUR TYPICAL BALLPARK

Family-Fun Features that make Citizens Bank Park World-Class



ARCHITECTURAL DESIGN

Build a world-class ballpark that offers fans an intimate and exciting experience: that was the goal when designing Citizens Bank Park.

The exterior architecture – comprised primarily of multiple shades of red brick, precast concrete and granite complemented by green roofs with a copper patina finish – combines the essence of Philadelphia's rich tradition of sports architecture with an unmistakably 21st century style.

Black accent bricks patterned in the shape of baseball diamonds are inlaid across the top of the three primary facades. Additionally, along Pattison Avenue, the black bricks spell the word "Philadelphia" in 12' high letters. The ballpark architecture will be a welcome addition to this historic city.

At the four corners of the site, landscaped entrance plazas open the park to the street. Each of these entrance plazas has a distinct character and focus, echoing the City of Philadelphia's design plan with its four unique squares. Approaching the entrance plazas, the steel framed seating bowl and twin light towers flank the primary entrances – which lead to the open-air main concourse and an open view to the playing field.

With the Philadelphia city skyline as the backdrop, the ballpark features bowl-style seating with the playing field scooped out 23 feet below street level. The seating bowl layout is inspired by the classic plans of Baker Bowl and Connie Mack Stadium, former homes of the Phillies. Like Connie Mack Stadium, the upper and lower decks do not correspond exactly in plan. The cantilevered steel structure allows for more open seating areas.

The walk-around, open-air concourses offer a continuous, uninterrupted view of the field. Fans can now enjoy the game whether they are in a seat, a concourse, a restaurant, a suite or a club lounge.

ASHBURN ALLEY

A festive outfield entertainment, retail and concession area for all fans, named in honor of Phillies legend Richie Ashburn. It opens 2½ hours prior to weekday games and 3 hours before weekend games so fans can watch batting practice. This fun area spans the entire outfield concourse and includes:



All-Star Walk

Black granite medallions featuring Phillies All-Stars since the first All-Star Game in 1933 are on display throughout Ashburn Alley. Additions will take place annually as Phillies players receive All-Star honors.

Bullpens

Fans have the chance to view the bi-level bullpens and watch pitchers from both teams warm up. A special viewing platform located in Memory Lane includes instructional pitching plaques and a unique peek into the bullpens.

Citizens Bank Games of Baseball

A unique entertainment area that provides interactive games for guests: Run the Bases, Ballpark Pinball, and Pitch 'Em & Tip 'Em. Guests can redeem coupons at Citizens Bank kiosks for various prizes.

Memory Lane

Located on the back of the batter's eye walls is an illustrated history of Philadelphia baseball, including the Phillies, Philadelphia Athletics and Negro League teams in the city.

Rooftop Bleacher Seats

The Phillies are bringing back rooftop bleacher seats, a Shibe Park phenomenon of the 1920s when residents of 20th Street built bleacher seats on top of their roofs. The seats are located on top of the buildings along Ashburn Alley.

Wall of Fame

Bronze plaques are on display in Memory Lane of the players enshrined in the Phillies Wall of Fame that first started at Veterans Stadium in 1978.

CITY SKYLINE

Citizens Bank Park is designed with an open outfield, providing fans with a fantastic view of the Center City skyline.

CONCOURSES

A unique feature of the park is the 360-degree openness of the Main Concourse that gives fans a continuous, uninterrupted view of the field. It enables fans to stay in touch with the game if they leave their seats for a trip to the concession stands. The Terrace Level Concourse has a similar openness.

COOPERSTOWN GALLERY

Located on the Hall of Fame Club Level, the Cooperstown Gallery contains oil paintings and artifact cases of Hall of Fame players from the Phillies, Philadelphia Athletics and Native Sons who are enshrined in Cooperstown. A total of 32 legends are honored.



DIAMOND CLUB

The exclusive Diamond Club, featuring over 1,120 extra-wide, padded seats located behind home plate, offers unparalleled sightlines along with an amenities package that includes in-seat wait service. Members have access to the Clubhouse Lounge that features a pre-game buffet, upscale concessions, two full-service bars and views of the indoor batting cages used by the Phillies and their opponent.



FOOD, BEVERAGES



Bull's BBQ

Anchoring the eastern end of Ashburn Alley is Bull's BBQ, an outdoor picnic table area for fans to feast on barbecued pork, ribs and chicken. Greg "The Bull" Luzinski is the daily host.

Concessions

Permanent and portable stands offering tasty fare are available to fans on all the concourses. Many of the stands have Philadelphia incorporated into the name. Philadelphia-flavored food specialties will also be available.

High & Inside Pub

A unique indoor space on the Terrace Level offering brews and dramatic views. Open to the fans every game.

McFadden's Restaurant & Saloon

A sports-oriented restaurant that features many of McFadden's and Zanzibar Blue's signature dishes. Located adjacent to the Third Base Gate, McFadden's is open all year and available for catered functions.

Harry the K's

Named after Phillies Hall of Fame broadcaster Harry Kalas, the game's only bi-level restaurant built into a scoreboard is located in left field and provides fantastic views of the field and Ashburn Alley.

FINE ARTS

Original artwork by Hall of Fame artist Dick Perez is on display in Cooperstown Gallery located in the Hall of Fame Club . . . Original artwork by Philadelphia artist Dane Tilghman is displayed in the Diamond Club . . . Max Mason, a renowned artist, has his works displayed in Harry the K's . . . Unique tile mosaics by Jonathan Mandell are displayed on the Main Concourse . . . Zenos Frudakis has sculpted four 10-foot bronze statues of Phillies Hall of Famers Richie Ashburn, Robin Roberts, Steve Carlton and Mike Schmidt.



Dick Perez

HALL OF FAME CLUB

Premium seating located primarily in the infield on the Press Level, the Hall of Fame Club unites spectacular sightlines with first-class amenities. The 2,500-seat area provides the luxury of a more comfortable seat along with access to private, climate-controlled lounges featuring two full-service bars, large screen TVs, and upscale food.

MAKE YOUR OWN PHANATIC

Guests, young and old, can pick out a miniature Phillie Phanatic, stuff it and dress it in one of the Phanatic's outfits. This exclusive Citizens Bank Park feature is run by Build-A-Bear Workshop and is located on the Main Concourse near the Third Base Gate.



LIBERTY BELL HOME RUN SPECTACULAR

Towering 100 feet above street level, the Liberty Bell rings after every Phillies home run. The bell and clapper sway from side to side independently, its neon edges light and pulsate and its ring can be heard throughout the park. The 35-foot by 50-foot Liberty Bell is located in right-center field.

MERCHANDISE

Team Stores: The expansive Majestic Clubhouse Store featuring official Phillies merchandise is located adjacent to the Third Base Gate and is open year-round. The Alley Store, located in Ashburn Alley, is open for fans during home games.

Phanatic Attic: The second level of the Majestic Clubhouse Store is dedicated to Phanatic retail merchandise and geared to children. It is also open year-round.

STARTING LINEUP

Who's in the starting lineup for the Phillies? Prior to every game, the Phillies reveal their starting lineup by displaying large Fleer baseball cards on the wall behind the scoreboard adjacent to the Left Field Gate.

SUITES

The Suites are located directly above the Field Level and afford spectacular views of the action. A total of 71 suites are accessible by a balcony that overlooks the Main Concourse. Inside the suites, fans are treated to state-of-the-art amenities including upscale catering, comfortable seating and furnishings that carry a distinct baseball flavor.

"THE ANGLE"

The uniqueness of Citizens Bank Park carries over to the playing field with "The Angle." Part of the outfield wall, located between the left-center field power alley and dead center field, angles into the playing field and has heights that taper from 19' to 12'8". Batted balls hitting the angle are sure to create havoc for the outfielders and produce some interesting extra-base hits.

VIDEO BOARD

The largest LED video display board in the National League (39'5" x 69'7") anchors the scoreboard system above Harry the K's in left field.

VIEWING AREA

Citizens Bank Park is designed with a special viewing platform on the first base side of the Terrace Level. The area, located near Section 310, offers a spectacular view of the playing field and Center City skyline.



FACTS AND FIGURES

ACCESSIBILITY: Excellent regional highway access for vehicles and Broad Street Subway Line for public transportation.

ACRES: 21-acre site, north side of Pattison Avenue between Citizens Bank Way and Darien Street.

ADA-FOCUSED DESIGN: With the help of an Americans with Disabilities Act (ADA) consultant, the park was designed to be universally accessible and comfortable for all fans with disabilities.

ARCHITECTS/DESIGN TEAM: EwingCole and HOK Sport+Venue+Event (HOK SVE).

ASHBURN ALLEY: Festive outfield entertainment area; 625' in length covering 50,000 square feet. Area opens early so fans can watch batting practice.

BUILDING SQUARE FOOTAGE: 1.15 million

BY THE NUMBERS:

- Playing field: 23' below street level
- Main Concourse: street level
- Suite Level: 36' above field; 13' above Main Concourse
- Club Concourse: 61' above field
- Terrace Concourse: 81' above field
- Roof: 134' above field

COLOR OF SEATS: Sapphire blue; Hussey Seating Co.

CONCESSIONS: Joint venture between the Phillies, ARAMARK and World Wide Concessions.

CONSTRUCTION MANAGEMENT TEAM: L. F. Driscoll Co. and Hunt Construction Group in association with Synterra, Ltd. and Don Todd Associates, Inc.

CONSTRUCTION MATERIALS:

- Aluminum curtainwall: 83,000 square feet
- Architectural precast panels: 97,000 square feet
- Bricks in architectural precast panels: 475,000
- CMU (concrete masonry unit): 320,000 square feet
- Foundation concrete: Approximately 52,000 cubic yards.
- Gallons of paint: 11,602 (primer, intermediate and top coats).
- Hand-laid brick: 450,000 bricks
- Playing field: 440,000 cubic yards (594,000 tons) of soil was excavated to 23' below street level.
- Playing surface: 100% Kentucky bluegrass; 100,000 square feet; Tuckahoe Turf Farm, Hammonton, NJ.
- Steel H piles: Over 4,600 were driven to depths of 70 to 110 feet; 354,000 lineal feet; highest piece of steel: scoreboard, 212' high; light towers, 165' high.
- Structural steel: 11,800 pieces of steel; approximately 11,500 tons; 252,000 bolts.





COSTS:

Total:	\$458 million
Construction costs:	\$346 million
Phillies:	\$172 million
Public funding:	\$174 million
Sitework:	\$112 million

DIMENSIONS:

	Distances	Heights
Right field	330'	13'3"
Right field power alley	369'	13'3"
Center field, straightaway	401'	6'
"The Angle" (left of CF to LCF)	409'-381'-385'	19'-12'8"
Left field	329'	8'
Left field power alley	469'	8'
Home plate to backstop	49'5"	
1st and 3rd bases to stands	51'	

ELEVATORS: There are 17 in the ballpark of which nine service guests in the seating bowl. Others service Harry the K's in left field, roof deck in Ashburn Alley and guests with special needs.

ESCALATORS: Escalators are located near the First, Third and Left Field Gates to assist guests in reaching the Club and Terrace Levels.

FACILITY MANAGER: Global Spectrum, subsidiary of Philadelphia-based Comcast-Spectacor.

FOUL POLES: Metal poles; 85' high.

KEY FEATURES: Open Main Concourse (360 degrees) that allows fans to constantly connect with the game. Open outfield that allows a scenic view of Center City skyline. Views of the field from street level.

LANDSCAPING: Plans include numerous flowers on the outside of the park plus flowers on top of the left field wall. More than 800 trees will be planted on the north side of Pattison Ave., including the site of Veterans Stadium.

LIBERTY BELL HOME RUN SPECTACULAR: Neon Liberty Bell swings and rings after Phillies home runs; the 50' high by 35' wide Bell is suspended 100' above street level. It is supplied by Capitol Manufacturing.

NAMING RIGHTS: Citizens Bank, \$95 million over 25 years; \$57.5 million for naming rights and \$37.5 million for the Phillies broadcast media package.

PARKING: 15,500 spaces in the Sports Complex; expands to 21,000 with completion (in late fall) of a lot where Veterans Stadium once stood.

PUBLIC RESTROOM FACILITIES: Total of 62 - 24 women, 24 men, 14 family. All restrooms have a baby-changing table.

RESTAURANTS:

McFadden's Restaurant and Saloon: a joint venture between McFadden's and Zanzibar Blue: open year-round; indoor and outdoor seating.

Harry the K's: a bi-level restaurant under the left field scoreboard.

SEATING CAPACITY: 43,500; seats are angled toward the infield by a combination of bowl geometry and redirected seating.

SECURITY: A series of 80 surveillance cameras provide security for the 21-acre site.



SCOREBOARD SYSTEM: Largest LED video display board in the National League, 39'5" x 69'7"; 2,759 square feet; Philips video board supplied by VMagic division of Venue I. Large scoreboard message board, side message boards, LED displays and out-of-town scoreboards all part of the system to keep fans well informed; supplied by Daktronics.

STATUES: Richie Ashburn (Ashburn Alley); Steve Carlton (Left Field Gate); Mike Schmidt (Third Base Gate); Robin Roberts (First Base Gate); 10' high; sculptor, Zenos Frudakis.

SUITES: 71; all located between the foul poles with 60% in the infield.

WATER FOUNTAINS: 13 drinking locations with two fountains at each location (total of 26 water fountains).

For a listing of project milestones, go to phillies.com





TABLE OF CONTENTS

PERSONNEL

BASEBALL PERSONNEL	11-14
BROADCASTERS	16-17
EXECUTIVES	8-10
FRONT OFFICE PERSONNEL	6-7
OWNERSHIP	7
PHILLIES RADIO & TELEVISION NETWORK	18
WADE'S PLAYER ACQUISITIONS	15

2004 PHILLIES

2004 PHILLIES PLAYERS	35-145
2004 PHILLIES ROSTER	32-34
CLUBHOUSE PERSONNEL	31
COACHING STAFF	23-29
MANAGER LARRY BOWA	20-22
MEDICAL STAFF	29-30
NON-ROSTER PLAYERS	146-161

2003 REVIEW

2003 DAY BY DAY	174-175
2003 FINAL STATISTICS	168-169
2003 HIGHS & LOWS	173
2003 SPRING TRAINING STATISTICS	167
2003 STARTERS BY FIELDING POSITION	172
2003 TEAM NOTES	164-165
2003 TRANSACTIONS	176
DETAILED FIELDING STATISTICS	172
DETAILED HITTING	170
MAJOR LEAGUE STANDINGS	166
PHILLIES CLUB STATISTICS	170
PINCH-HITTING	169
TEAM HITTING STATISTICS	171
TEAM PITCHING STATISTICS	171
WILD CARD STANDINGS	166

HISTORY

ALL-TIME COACHES ROSTER	187
ALL-TIME ROSTER	182-186
DIVISION SERIES SUMMARY	202
IMPORTANT DATES	181
LAST TIME IT HAPPENED	192
LEAGUE CHAMPIONSHIP SERIES SUMMARY	202-203
MANAGERS	187
OPENING DAY	189
PHILLIES IN THE COMMUNITY	180
PHILLIES TEAM HISTORY	178-179
REGULARS BY POSITION	194-197
RETIRED NUMBERS	198-201
SERVICE TIME	193
TIE GAMES	181
TRADES	192
UNIFORM NUMBERS	181
VETERANS STADIUM HISTORY	190-191
WORLD SERIES SUMMARY	204
YEAR BY YEAR FINISH	188

AWARDS

ALL-STAR GAME SELECTIONS	206
ALL-STAR GAMES IN PHILADELPHIA	206-207
ALL-VET TEAM	212
AWARD WINNERS	208-209
BILL GILES AND LARRY ROJAS AWARDS	211
CENTENNIAL TEAM	212
MISCELLANEOUS ALL-STAR INFO	207
NATIONAL BASEBALL HALL OF FAMERS	211
PAUL OWENS AWARD	210
PHILADELPHIA WALL OF FAME	212
RICHIE ASHBURN AWARD	210
ROBERTO CLEMENTE AWARD	212

RECORDS

ALL-TIME WIN/LOSS RECORDS	215
ATTENDANCE RECORDS	214
BEST SEASON RECORDS	216
BEST/WORST HOMESTANDS & ROAD TRIPS	217
BEST/WORST MONTHLY RECORDS	219
BEST/WORST VS CLUBS	218
BIG INNINGS	221
CAREER GAMES BY POSITION	232
CLUB FIELDING RECORDS	231
FIELDING RECORDS BY POSITION	232
INDIVIDUAL BATTING RECORDS	224-225
INTERLEAGUE PLAY	215
LONG GAMES	223
MISCELLANEOUS RECORDS	231
PINCH-HITTING RECORDS	227
PITCHING RECORDS	228-229
RUNS, HITS — GAME/INNING	220
SEASON STARTS	216
STREAKS	222
TEAM BATTING RECORDS	226-227
TEAM PITCHING RECORDS	230

HITTING

CAREER BATTING TOP 10	234
DOUBLE FIGURES	235
FIRST MAJOR LEAGUE HIT A HOME RUN	235
HOME RUNS	236-237
HOME RUNS — GAME	238
HOME RUNS — GRAND SLAMS	239
HOME RUNS — INSIDE-THE-PARK	242
HOME RUNS — SEASON	240-241
PHILLIES BATTING CHAMPIONS	235
PHILLIES HITTING FOR THE CYCLE	235
PINCH-HITTING	244-245
RUNS BATTED IN	243
SEASON LEADERS	246-248
SEASON LEADERS BY POSITION	248
SEASON TOP TEN	249
STOLEN BASES	256
WALK-OFF HOME RUNS	242
YEARLY BATTING LEADERS	250-255

PITCHING & DEFENSE

CAREER PITCHING TOP 10	258
LEAGUE LEADERS - DEFENSE	268
MISCELLANEOUS PITCHING	260-261
NO-HITTERS/ONE-HITTERS	259
OUTFIELD ASSISTS	270
SEASON LEADERS	263
SEASON TOP 10	258
SHUTOUTS	259
STRIKEOUTS	262
TRIPLE PLAYS	269
YEARLY PITCHING LEADERS	264-267

SCOUTING & PLAYER DEVELOPMENT

2003 MINOR LEAGUE NOTES	274
2003 MINOR LEAGUE REVIEW	285-292
COORDINATORS	275
MINOR LEAGUE AFFILIATES	277-284
MINOR LEAGUE PLAYERS	293-331
SCOUTING & PLAYER DEVELOPMENT	272
SCOUTING STAFF	272-273
SUPPORT STAFF	276

MISCELLANEOUS

2004 SPRING TRAINING INFORMATION	336
HOW TO FIGURE	334
NEW SPRING HOME	335
QUALIFYING MARKS	334
RAIN RULES	333
RULES OF INTEREST	333

PERSONNEL

2004
PHILLIES

2003
REVIEW

HISTORY

AWARDS

RECORDS

HITTING

PITCHING/
DEFENSE

SCOUTING/
MINORS

MISC.

IN MEMORY OF TWO PHILLIES ICONS

The scene was in Los Angeles after the Phillies lost to the Dodgers in the 1978 League Championship Series, falling short of the World Series for the third straight year.

Closer Tug McGraw approached General Manager Paul "The Pope" Owens and said: "I don't know what you are gonna do with this team, but don't trade me. I want to be here when we win it all."

Two years later, the two were hugging each other and crying when the Phillies were presented the World Series trophy in the clubhouse at Veterans Stadium.

It was the high point of the greatest era in Phillies baseball, 1976-83, when they reached the post-season six times. Owens was the architect and McGraw the closer.

When the Phillies closed Veterans Stadium on the final Sunday last September, both were able to be on the field even though they were battling illnesses. McGraw, who got the last out in the 1980 World Series win over Kansas City, was the last person on the mound during the emotional closing ceremonies. The Pope, along with his 1980 manager, Dallas Green, and current GM, Ed Wade, rode a golf cart around the warning track as the 2004 Phillies and Alumni walked the final curtain call in Vet history.

As fate would have it, Owens, 79, died on December 26 and Tug, 59, lost his battle to brain cancer on January 5.



THE POPE

Owens served in every level of player development during his 48-year Phillies career—minor league player and manager, scout, director of the farm system, major league general manager and major league manager.

Following the 1959 season, his last as a minor league player, Owens became a scout, covering Southern California, Arizona, New Mexico, Western Colorado and Southern Nevada. He was promoted to Director of the Farm System on May 22, 1965, overseeing the scouting and minor league player development phases. He was instrumental in the building of Carpenter Field, the Phillies' spring training complex in Clearwater, Fla., in 1967.

Owens was named Vice President, Director of Player Development (General Manager) on June 3, 1972, succeeding John Quinn.

He had two stints on the field as a major league manager, 1972 and 1983. After taking over on July 18, 1983, Owens led the team to the World Series. He wore the uniform one more year, managing the Phillies in 1984.

Owens became Assistant to the President in 1985 and Senior Advisor to the General Manager in 1998. As late as two years ago, he was in spring training with both the major league and minor league Phillies. He used to watch home games at Veterans Stadium in Wade's private box, but illness kept him from being at the Vet last season until September.



YA GOTTA BELIEVE!

McGraw coined the phrase "Ya gotta believe!" during the New York Mets' 1973 season and carried the slogan through his illness that was first detected after he was hospitalized during spring training in Clearwater last March 12. He was in his second year as a guest spring training pitching instructor with the Phillies when he was taken ill.

During his nine-year career with the Mets, McGraw was on two National League pennant winners, 1969 and 1973. The '69 team won the World Series. Owens brought him to the Phillies in a trade on December 3, 1974.

Without McGraw, the Phillies would have never won their first World Series in 1980. After coming off the disabled list on July 17 of that year because of tendinitis in his pitching shoulder, McGraw allowed just three earned runs the rest of the season in 52.1 innings. He compiled an unbelievable 0.52 ERA during that span.

He recorded 11 of his 20 saves after July 31 and was 5-0 with five saves during the stretch run in September and October.

McGraw was the winner when the Phillies clinched the NL East title on Mike Schmidt's 11th-inning home run in Montreal, 6-4, over the Expos on October 4, 1980. In dramatic fashion, he struck out the last Expos batter, Larry Parrish, and then leaped in the air as the Phillies headed for the post-season for the fourth time in five years.

McGraw relieved in nine of the Phillies' 11 post-season games that fall. He was on the mound for the last out in five of the Phillies' seven wins—Games 1 and 4 of the League Championship Series and Games 1, 6 and 7 of the World Series. The last out in each of those three World Series wins was a dramatic strikeout.

The greatest moment in Phillies history came at 11:29 p.m., October 21, when McGraw fanned Willie Wilson to end the Series. He jumped into the air and raised both arms, a scene that will live forever in Phillies history.

REMEMBERING BOTH

"The Pope and Tug were icons in Phillies history and an integral part of the Phillies family," said Phillies President David Montgomery. "Each, in his own way, really connected with the fans, which also made them special. To make sure their legacies live on, we will pay tribute to them in several ways."

Their uniform jerseys - Owens (#5) and McGraw (#45) - will be displayed in the Phillies clubhouse in both Bright House Networks Field and Citizens Bank Park this season. The team will also honor Pope and Tug on their uniforms throughout the 2004 regular season.

The Phillies will continue to salute their best minor league player and pitcher with the Paul Owens Award, an honor that began in 1986. At some point during the inaugural season at Citizens Bank Park, a permanent display will be installed in time for the annual September presentation of the Award. In addition, a "Ya gotta believe!" plaque with Tug's photo will be displayed in the Phillies bullpen at Citizens Bank Park.

Owens and McGraw are a part of the Memory Lane display in Ashburn Alley and both are included in the Phillies Wall of Fame, also located in the Alley.





NATIONAL BASEBALL HALL OF FAME & MUSEUM

25 Main Street, Cooperstown, New York 13326

Phone: (607) 547-7200

Fax: (607) 547-2044

Public Relations: (607) 547-0215

e-mail address: info@baseballhalloffame.org

Web site: baseballhalloffame.org

Summer Hours: Memorial Day Weekend - Labor Day Weekend: 9 a.m. to 9 p.m.

Off-Season Hours: 9 a.m. to 5 p.m.

Holiday Closings: Thanksgiving Day, Christmas Day, and New Year's Day.

DIRECTORY: Jane Forbes Clark (Chairman), Joe Morgan (Vice Chairman), Dale Petroskey (President), Bill Haase (Senior Vice President), Ted Spencer (Vice President, Chief Curator), Jeff Idelson (Vice President, Communications & Education), Jim Gates (Librarian), Brad Horn (Director of Public Relations), Tim Wiles (Director of Research), Adam Jordan (Communications Assistant), Jackie Brown (Communications Associate).

Hall of Fame Weekend 2004: July 24-25-26

Induction Ceremony:

Sunday, July 25, 1:30 p.m. ET, Clark Sports Center

BBWAA Class of 2004:

Dennis Eckersley and Paul Molitor

58th Annual Hall of Fame Game: June 14

Atlanta Braves vs. Minnesota Twins

Monday, June 14 at 2 p.m. ET, Doubleday Field

PHILLIES HALL OF FAMERS

A total of 44 players, managers and executives with ties to the Philadelphia Phillies organization have earned election to the National Baseball Hall of Fame, including 29 players. For a complete list, visit the Phillies' Team Page online, exclusively at www.baseballhalloffame.org. Tony Perez, who played for the Phillies in 1983, was the most recent former Phillie elected to the National Baseball Hall of Fame, earning election in 2000.

NOTABLE PHILLIES ARTIFACTS AT THE HALL

- A Phillies Phanatic mascot uniform, marking the 25th anniversary of the Phanatic, donated in 2002.
- Cap worn by Curt Schilling when he recorded 319 strikeouts in 1997, setting a post 1900 NL record for righthanders.
- Cap, jersey and pants worn by Mike Schmidt when he hit his 500th home run on April 18, 1987.
- Shoes worn by Juan Samuel, when he set a modern record for rookies with 72 stolen bases during the 1984 season.
- Ball thrown by Steve Carlton to record career strikeout #3,521 on June 7, 1983.
- Bat used by Mike Schmidt on August 9, 1981, to hit a two-run homer off Rollie Fingers in the All-Star Game.
- Jim Bunning autographed ticket stub from his perfect game on Father's Day June 21, 1964.

HALL OF FAME ROAD TRIP

Baseball As America, the Hall of Fame and Museum's first-ever national exhibit tour, continues with its third year in 2004. The exhibit opened in New York City in 2002 and will visit 10 world-class museums across the country through 2005. The national tour is sponsored by Ernst & Young. In 2004, the tour will visit the Florida International Museum in St. Petersburg, FL, the Smithsonian Institution, National Museum of Natural History in Washington D.C. and the Missouri Historical Society in St. Louis, MO. Additional tour stops include the Houston Museum of Fine Arts in Houston, TX and two cities yet to be announced.

Just like the Hall of Fame experience in Cooperstown, **Baseball As America** is a national celebration of America's romance with baseball. It represents the richness of baseball as the American pastime and celebrates enduring American values – freedom, patriotism, opportunity and ingenuity. Visit the tour Web site, baseballasamerica.org, for complete details.

A LOOK AHEAD TO 2005

Ballots for the 2005 Hall of Fame/BBWAA election will be distributed in early December with results from the voting scheduled to be announced in early January 2005. A partial list of first-year candidates for election include: Jim Abbott, Wade Boggs, Chili Davis, Jack McDowell, Willie McGee, Otis Nixon, Terry Steinbach, Darryl Strawberry. Also in 2005, the Veterans Committee will vote on members for the Hall of Fame.

THE INSIDE NEWS FROM COOPERSTOWN

If you have an interest in receiving **Around The Horn**, the monthly media newsletter of the Hall of Fame, please send an e-mail to info@baseballhalloffame.org. Be sure to include your name, name of organization and e-mail address.

If you would like to receive interesting stories and timely news items direct from the Hall of Fame and get the inside track on the latest happenings in Cooperstown, sign up for **Inside Pitch**. There's no cost to receive our weekly electronic newsletter in your e-mail box at home or work and it's easy to enroll: just log on to baseballhalloffame.org.

Media members are invited to visit the Digital News Room of the Baseball Hall of Fame and Museum for up-to-the-minute news from Cooperstown, by visiting www.baseballhalloffame.org/news/index.htm.

RESEARCH ASSISTANCE

The Hall of Fame is pleased to provide assistance in baseball research and members of the media are encouraged to utilize this valuable baseball resource when ever necessary, by calling the Public Relations department at (607) 547-0215, or the Library Reference desk at (607) 547-0330.



PERSONNEL

BASEBALL PERSONNEL11-14
 BROADCASTERS16-17
 EXECUTIVES8-10
 FRONT OFFICE PERSONNEL6-7
 OWNERSHIP7
 PHILLIES RADIO & TELEVISION NETWORK18
 WADE'S PLAYER ACQUISITIONS15



FRONT OFFICE PERSONNEL

ADMINISTRATION

General Partner, President and
 Chief Executive Officer David Montgomery
 Chairman Bill Giles
 Senior Vice President, CFO Jerry Clothier
 Vice President, General Counsel and Secretary ... Bill Webb
 Vice President, Operations and Administration ... Michael Stiles
 Director, Business Development Joe Giles
 Development and Financial Specialist Michael Harris
 Director, Human Resources Terry DeRugieris
 Manager, Employee Benefits/Executive
 Assistant to the CFO JoAnn Marano
 Executive Secretary, General Counsel Wendy Rossett
 Executive Secretary, Operations Lynn Blum
 Administrator Bettyanne Robb

BALLPARK OPERATIONS

Vice President, Operations and Administration ... Michael Stiles
 Director, Ballpark Operations Mike DiMuzio
 Director, Event Operations Eric Tobin
 Head Groundskeeper Mike Boekholder
 Assistant Groundskeeper Josh Warstler
 Groundskeeping Jeff Wright
 Secretary, Ballpark Operations Bernie Mansi
 Receptionist, Ballpark Operations ... Kelly Addario-DiGiacomo
 Ballpark Operations Assistant Patty McKee
 Manager, Event Contract Services Bruce Leith
 Event Operations Coordinator Sal DeAngelis
 Event Operations Assistant Andy Masiondz
 Office Food Services Carol Frampton
 Ballpark Operations Jody Boon
 Ballpark Operations Tony McClean
 Ballpark Operations James Rodriguez
 Ballpark Operations Frank Bowens
 Ballpark Operations Eddie Glover
 Receptionist, Ballpark Operations Ed Berry
 Receptionist, Ballpark Operations Sean Hoff
 Receptionist, Ballpark Operations Christina Jones

BASEBALL ADMINISTRATION

Vice President & General Manager Ed Wade
 Assistant General Manager Ruben Amaro Jr.
 Assistant General Manager, Scouting &
 Player Development Mike Arbutckle
 Director, Scouting Marti Wolever
 Director, Baseball Administration Susan Ingersoll
 Director, Minor League Operations Steve Noworyta
 Director, Latin American Operations Sal Arriaga
 Senior Advisor to the General Manager Dallas Green
 Special Assistant to the General Manager ... Charlie Manuel
 Computer Analysis Jay McLaughlin
 Manager, Equipment and Team Travel ... Frank Coppenbarger
 Assistant Director, Scouting Rob Holiday
 Administrative Assistant, Scouting/
 Player Development Mike Ondo
 Secretary, Minor Leagues Adele MacDonald

CITIZENS BANK PARK

Project Manager John Stranix
 Deputy Project Manager Chuck Boschen
 Project Finance Manager Frank Myers
 Site Work Manager Pamela J. Hall
 Assistant to the Project Manager Leila Graham-Willis
 Communications Coordinator Deborah Mohrdieck

Administrative Assistant Rosemarie Cray
 Receptionist/Clerk Paula Gallegos

FINANCE

Senior Vice President, CFO Jerry Clothier

Accounting

Director, Finance & Accounting John Nickolas
 Manager, Payroll Services Karen Wright
 Staff Accountant Yukiko Kato
 Systems Accountant Josh Barbieri
 Accounts Payable Specialist Joann Milorey
 Payroll Specialist Cheryl Woychio
 Accounting Assistant Denise Caines

Computer Operations

Director, Information Systems Brian Lamoreaux
 Manager, PC Network Systems Bob Tannon
 PC/Network Specialist Kevin Stephens
 Senior System Programmer Walt Fillmann
 PC Support Technician Nghiem Nguyen
 Phone System Manager Bill Touch

MARKETING

Vice President, Advertising Sales David Buck
 Manager, Client Services and
 Alumni Relations Debbie Nocito
 Marketing & Client Relations Specialist John Kruk
 Manager, National Sales Rob MacPherson
 Manager, Advertising Sales Scott Nickle
 Manager, Corporate Sales Brian Mahoney
 Advertising Sales Representative Tom Sullivan
 Advertising Sales Representative Dennis Brown
 Advertising Sales Representative Jamie Mancini
 Marketing Administrator/Receptionist Andrea Guest
 Advertising Sales Administrator Shannon Ruefly

Events

Director, Events Kurt Funk
 Director, Entertainment Chris Long
 Marketing Publicist John Brazer
 Phanatic Coordinator & Events

Representative Chad Bowman
 Special Events/Entertainment

Representative Michele DeVicaris
 Manager, Fan Development &

Educational Programs Meghan Leary
 Fan Development Representative Jon Joaquin
 Community Outreach Coordinator Marisol Lezcano
 Phillie Phanatic, Entertainment

Representative Tom Burgoyne
 Phanatic Representative Matt Mehler
 Manager, Merchandising Scott Brandreth
 Merchandising Representative Penny DiMuzio
 Merchandising Representative John Hollinger

Broadcasting/Video Services

Director, Broadcasting & Video Services Rory McNeil
 Manager, Advertising/

Internet Services Jo-Anne Levy-Lamoreaux
 Manager, Video Production Dan Stephenson
 Manager, Audio/Video Operations Bill Hooker
 Broadcasting Representative Rob Brooks
 Video Coordinator Kevin Camiscioli
 Video Graphics Representative Rodrick Chestnutt
 Chief Technical Engineer Dave Abramson

MLB Advanced Media

Site Reporter Ken Mandel

FRONT OFFICE PERSONNEL

PUBLIC RELATIONS

Vice President, Public Relations	Larry Shenk
Director, Media Relations	Leigh Tobin
Publications Coordinator	Christine Negley
Media Relations Representative	Greg Casterioto
Media Relations Administrator	Mary Ann Gettis

Creative Services

Director, Print/Creative Services	Tina Urban
Graphic Artist	Melissa Maani

Community Relations

Director, Community Relations	Gene Dias
Manager, Phillies Charities, Inc.	Regina Castellani
Community Relations Representative	Karen Nocella
Community Relations Representative	Marianne D'Alonzo
Community Relations Representative	Kelly Yurgin
Speakers Bureau Representative	Maje McDonnell
Community/Fan Development Representative	Dick Allen

SALES/TICKETS

Vice President, Ticket Operations	Richard Deats
Director, Ticket Department	Dan Goroff
Director, Sales	John Weber
Director, Group Sales	Kathy Killian
Manager, Ticket Technology and Development	Christopher Pohl
Manager, Suite Sales and Services	Tom Mashek
Manager, Phone Center	Phil Feather
Manager, Club Sales and Services	Derek Schuster
Manager, Season Ticket Services	Mike Holdren
Coordinator, Suite Services	Lynn Samuels
Coordinator, Group Suites	Joanne Hudson
Coordinator, Sales Operations	Bill Wilson
Premium Sales Representative	Kevin Beale
Sales Office Representative	Tony Burns
Sales Office Representative	Allyson Connolly
Sales Office Representative	Sophie Krouse
Sales Office Representative	Vanessa Mapson
Sales Office Representative	Jamie Trout
Sales Office Representative	Mark Anselmo
Sales Office Representative	Seth Julian
Ticket Order Services Representative	Cathy Krise
Account Processing Representative	Andrea Hobbs
Ticket Account Services Representative	Sharon Snyder
Ticket Vault Services Representative	Lori Loughlin
Ticket Office Administrative Assistant	Mary Covely

Ticket Office Representative	Ken Duffy
Ticket Office Representative	Brendan Cox

MEDICAL PERSONNEL

Director of Medical Services	Michael Ciccotti, MD
Assistant Director of Medical Services	John McShane, MD
Athletic Trainer	Jeff Cooper, MS, ATC
Assistant Athletic Trainer	Mark Andersen, ATC
Conditioning Coordinator	Scott Hoffman, CSCS
Minor League Athletic Trainers	
Coordinator	Scott Sheridan, ATC
Minor League Conditioning	
Coordinator	Pat Sandora, CSCS
Employee Assistance Professional	Dickie Noles, CEAP

CLUBHOUSE PERSONNEL

Manager, Visiting Clubhouse	Kevin Steinhour
Assistant, Home Clubhouse	Phil Sheridan
Assistant Equipment Manager	Dan O'Rourke

FLORIDA OPERATIONS

Director of Florida Operations	John Timberlake
Assistant Director, Florida Operations	Lee McDaniel
General Manager, Clearwater Threshers	John Cook
Assistant General Manager - Sales	
Clearwater Threshers	Dan McDonough
Assistant General Manager - Ticketing	
Clearwater Threshers	Jason Adams
Business Manager	Dianne Gonzalez
Ticket Manager	Kevin Brahm
Merchandising/Special Events Coordinator	Carrie Jenkins
Manager, Ballpark Operations	Jay Warren
Facility Maintenance Coordinator	Cory Sipe
Group Sales Manager	
Clearwater Threshers	Jennifer Mastry
Group Sales Associate	Bobby Mitchell
Food and Beverage Manager	Dan Madden
Manager, Suites	Vanessa Miller
Field Supervisor	Opie Cheek
Ground Crew	Ron Cheek
Ground Crew	Jeff Drain
Minor League Equipment Manager	Paul Barrett
Equipment Manager	
Clearwater Threshers	Cliff Armbruster
Receptionist	DeDe Angelillis

OWNERSHIP

The Phillies is a limited partnership. David Montgomery is the general partner, with complete management authority. There are four limited partners:

- Claire S. Betz
 - Tri-Play Associates, a firm comprised of three brothers, Alexander K. Buck, J. Mahlon Buck Jr. and William C. Buck. They are the principal executive officers of TDH Capital Corporation, a private venture capital investment company.
 - Double Play, Inc., affiliated with fifth generation Philadelphia-based family businesses. John S. Middleton is its Chairman.
 - Giles Limited Partnership, Bill Giles' family partnership.
- None of the partners owns as much as 50 percent of the partnership.

EXECUTIVES



DAVID MONTGOMERY

General Partner, President and Chief Executive Officer

David Montgomery started working for the Phillies in February 1971, the year Veterans Stadium opened. He previously developed a passion for baseball while attending games at Connie Mack Stadium as a young fan. With the opening of Citizens Bank Park in Philadelphia and Bright House Networks Field in Clearwater, Fla., he will oversee a new era of Phillies baseball.

April 12, 2004, culminates years of planning and designing a new baseball-only facility, an idea which originated with Phillies Chairman Bill Giles. Phillies fans will be treated to a ballpark designed for them with outstanding sightlines and many entertaining amenities. The design of Citizens Bank Park is the result of input from the entire Phillies organization, focus groups involving fans and the

opportunity to learn the pros and cons of all the other ballparks that opened in recent years.

Montgomery's front office career started with the sale of season and group tickets. He advanced to positions as Marketing Director and then Director of Sales before becoming Executive Vice President when the current ownership group purchased the team after the 1981 season.

He was elevated to Chief Operating Officer in 1992 and succeeded Bill Giles as General Partner, President and Chief Executive Officer on June 20, 1997. The groundwork for this eventual appointment took place in November 1994 when he was designated as a Co-General Partner, which included a segment of ownership.

Under Montgomery, the Phillies have focused on building a strong team on the field by making significant improvements in the scouting and player development area. Led by General Manager Ed Wade and Assistant GMs Ruben Amaro and Mike Arbuckle, the Phillies minor league system has produced a significant influx of major league players.

During his 33 years in the game, Montgomery has been active in a wide range of capacities for Major League Baseball. He is presently Vice Chair of the Board of Directors of Major League Baseball Enterprises (formerly MLB Properties). He also serves on MLB's Schedule Committee and is a member of MLB's Labor Policy and Strategic Planning Committee.

Locally, Montgomery is involved at the University of Pennsylvania where he served as a Trustee. In July 2004, he will assume the Chair of the Policy Board of WXPB Radio – 88.5 FM at the University of Pennsylvania. He's also on the Board of Overseers of the Annenberg Center for the Performing Arts.

In addition to his Penn activities, Montgomery is also on the boards of Need in Deed, a non-profit service-learning organization working with children in Philadelphia public schools, and the Philadelphia Sports Congress. He is a past Board Chairman of both the Schuylkill Center for Environmental Education and the Woodlynde School, a private K-12 school in Strafford, PA.

Montgomery will again serve as co-chair of this year's Celebrity Pool Tournament hosted by Mike Lieberthal, Doug Glanville, and Randy Wolf. The annual event benefits Philadelphia Futures, a program that helps inner-city students prepare for and complete college. He is also honorary chair of the 2004 Spring Auction for the Bethesda Project, an organization serving Philadelphia's homeless.

Montgomery was born June 26, 1946, and grew up in the Roxborough section of Philadelphia. He is a graduate of William Penn Charter School (1964) and the University of Pennsylvania (1968) where he majored in history. He received his MBA from the Wharton School of the University of Pennsylvania in the fall of 1970.

David and his wife, Lyn, make their home in the Wyndmoor section of Philadelphia. They have three children — Harry, Sam and Susa.



BILL GILES

Chairman

Baseball has been Bill Giles' life. His father, the late Warren C. Giles, was President and General Manager of the Cincinnati Reds (1946-51) and President of the National League (1951-69). Bill's mother died when he was nine so he spent long hours and a lot of days with his father at Crosley Field in Cincinnati. Bill's first job in baseball came when he was "around 14" years of age. It wasn't a glamorous position, as he did all kinds of odds and ends in the Cincinnati Reds' Public Relations Department.

Giles has held numerous positions with two National League teams, Houston and Philadelphia.

He's served on numerous committees in baseball and has been one of Philadelphia's most visible community activists. Currently Chairman of the Phillies, Bill was appointed Honorary National League President early in the 2001 season, the first father-son combination at that level in baseball history. Bill represents the NL at the All-Star Game and post-season play. The appointment by Commissioner Bud Selig is a testimony of Bill's stature in the game.

Following graduation at Denison University, Giles spent three years in the U.S. Air Force as a navigator in the Strategic Air Command.

His baseball career took on a full-time status in 1959 when he was named GM of the Nashville Vols, a Cincinnati minor league team. From there, he moved to the expansion Houston Colt 45s. While in Houston, Giles served as Traveling Secretary, Publicity Director, Director of Public Relations and Promotions and Vice President. With the opening of Veterans Stadium approaching, the Carpenter family brought Giles to Philadelphia to run the business end of the operation.

Giles began his Phillies career as Vice President, Business Operations, following the 1969 season. Three years later he was promoted to Executive Vice President.

When the Carpenters put the team up for sale in the spring of 1981, Giles organized a group that purchased the team on October 29, 1981. He remained President of the club until June 20, 1997, when he moved up to Chairman. In the summer of 2001, Giles was nominated to serve as Honorary President of the National League.

Giles is among Philadelphia's more civically involved citizens: Chairman Emeritus of the Board, Philadelphia Convention

EXECUTIVES

and Tourism Bureau; member of the Executive Committee, Philadelphia Chamber of Commerce and Philadelphia Sports Congress; past President of the Boy Scouts of America; on the board of the Pennsylvania Chamber of Commerce, Greater Philadelphia First and the Police Athletic League; and a member of the Union League and Rotary Club.

Giles has been honored many, many times for his contributions to the city. Among the awards: Distinguished Citizen of the Year by the Boy Scouts of America; Garry Maddox Award by the Philadelphia Child Guidance Center; Police Athletic League Man of the Year (1993), Philadelphia Boys Choir Man of the Year (1994); Anti-Defamation League Man of the Year (1994); American Red Cross Man of the Year (1996), Vision of Philadelphia Award (1996) by Philadelphia Hospitality, Inc., and the American Heart Association's Man of the Year.

Giles, who was born in Rochester, NY, on September 7, 1934, resides in Villanova, PA, with his wife, Nancy. They are the parents of three sons, Michael, Joseph and Christopher. Michael is married to Annette. Joe and his wife, Paula, have four children, Caroline, Dana, Molly and Max. Chris and his wife, Amy, have two children, Eliza and Warren.



JERRY CLOTHIER

Senior Vice President, CFO

Jerry Clothier joined the Phillies in 1982 and currently serves as Senior Vice President/CFO. He previously worked for Price Waterhouse in their Management Consulting Practice and was admitted to the firm's partnership in 1981.

Jerry was born in Claymont, DE, on October 1, 1945 and grew up in Swarthmore, PA. He graduated from Swarthmore High School in 1963 and the University of Delaware in 1967, receiving a BA degree in Accounting. He then served three years in the U.S. Navy as a Supply Officer from 1967 to 1970 and later attended the Wharton School of the University of Pennsylvania, receiving a MBA in Finance in 1973.

Jerry serves as a Trustee to the Pension Committee of the Major League Baseball Players Benefit Plan, as a member of the University of Delaware Visiting Committee on Athletics and as a member of the Free Library of Philadelphia Foundation Board of Trustees.

Jerry lives in the West Mount Airy section of Philadelphia with his wife, Sherry. They have two daughters, Amy and Kelly.



ED WADE

Vice President and General Manager

Ed Wade is entering his seventh season as Vice President and General Manager, having been named to the post on March 17, 1998.

Prior to his current title, he was named Acting General Manager on December 9, 1997 replacing Lee Thomas. He was promoted to the position after eight years as Thomas' assistant.

Ed began his baseball career in 1977 as an intern in the Phillies Public Relations Department. In November 1977 he was named Public Relations Assistant for the Houston Astros and was promoted to Public Relations Director in July 1979. In 1981 he left Houston to become Public Relations Director for the Pittsburgh Pirates where he remained for five years before taking a position with Tal Smith in 1986. He was an associate at Tal Smith Enterprises, a sports consulting company which specializes in representing baseball teams in salary arbitration, contract negotiations and other baseball-related matters, until re-joining the Phillies on May 5, 1989 as Assistant to the General Manager. In 1995 he was promoted to Assistant General Manager.

He is a 1977 graduate of Temple University where he played baseball and received his bachelor's degree in Journalism. In 2003, Ed received the Lew Klein Alumni in the Media Award and was inducted into the Temple University School of Communications and Theater Hall of Fame.

Ed was born on January 31, 1956 in Carbondale, PA. He is a member of the Northeastern chapter of the Pennsylvania Sports Hall of Fame and was a member of the Steering Committee for the USA Baseball Team that captured the gold medal at the Summer Olympics in Sydney, Australia. Wade also serves on the Major League Baseball General Managers Rules and Administration Committee.

Ed and his wife Roxanne have three children. Ryan is a Midshipman at the United States Naval Academy; Erin is a business and finance major at Villanova University; and Maureen is a student at Bishop Eustace Preparatory School in Pennsauken, New Jersey. The Wades reside in Turnersville, NJ.



DAVID BUCK

Vice President, Advertising Sales

David Buck was named Vice President, Advertising Sales in March 1998.

Born May 15, 1964 in Abington, PA, he graduated from Lafayette College in 1986 with a BA degree in History.

David joined the Phillies in June 1986 as an intern in the sales office. He has held positions of Sales Representative, Manager of Corporate Marketing and Director of Advertising Sales, prior to his current position.

He is a member of the Board of Directors of the Please Touch Museum, a nationally renowned children's museum, and of Hobbs & Towne, Inc, an executive search firm. He also serves on the Board of Trustees of The Schuylkill Center for Environmental Education in Philadelphia.

David, his wife Nancy and son Andrew live in Broad Axe, PA.

EXECUTIVES



RICHARD DEATS

Vice President, Ticket Sales

Richard Deats was named Vice President, Ticket Sales in January 1992.

Born October 30, 1946 in Philadelphia, he attended the William Penn Charter School and the University of Pennsylvania, where he majored in history.

From 1969 to 1974, Richard taught and coached at Germantown Academy. He joined the Phillies in August 1974 as a ticket office representative. In January 1976, Richard was promoted to Group Sales Director and in October 1982, Sales Director. He was promoted to Director of Sales and Ticket Operations in October 1987, a title he held until his current position. He is also acting as the design contact person for Citizens Bank Park.

Richard and his wife Nina live in Wyndmoor, PA and have two daughters, Lisa and Wendy.



LARRY SHENK

Vice President, Public Relations

Larry "The Baron" Shenk is the dean of Major League PR Directors, entering his 41st season with the Phillies. He joined the club in October 1963.

He is a graduate of Myerstown High School and Millersville State University, where he received a BS degree in Elementary Education.

Shenk began his career as a general reporter with the *Lebanon (PA) Daily News* in 1961. He joined the sports staff of the *Wilmington (DE) News-Journal* in January 1963 and moved to the Phils 10 months later.

He received the Robert O. Fishel Award in 1983 for excellence in the field of Public Relations; served as the PR Director on the 1990 Major League tour to Japan; was inducted into the Central Pennsylvania Hall of Fame in November 1992 and received the Philadelphia Sportswriters Association Good Guy Award in January 1995. In addition, he was the 2003 recipient of the Richie Ashburn Special Achievement Award, given to a member of the Phillies organization who has demonstrated loyalty, dedication and passion for the game.

Larry was born September 11, 1938, in Myerstown, PA. He and his wife Julie reside in Wilmington, DE and have two children, Debi Mosel and Andy Shenk.



MICHAEL STILES

Vice President, Operations and Administration

Michael Stiles was hired by the Philadelphia Phillies as Vice President for Operations and Administration in April 2001.

As an attorney since 1971, Stiles has held significant positions in public service for almost 30 years, most recently serving for eight years as the United States Attorney for the Eastern District of Pennsylvania. He also spent 10 years as an elected trial judge in the Court of Common Pleas of Philadelphia County and 12 years as a trial attorney and supervisor in the Philadelphia District Attorney's Office, the last two of which he served as First Assistant District Attorney.

Stiles, who was born on January 1, 1946 in Philadelphia, obtained his undergraduate degree in political science from the University of Pennsylvania and his law degree, with honors, from Villanova University School of Law. He is Chairperson of the Woodlynde School Board of Directors, and is on the Board of Directors of United Way for Southeastern Pennsylvania and the Corporate Alliance for Drug Education (CADE). He is also a member of the Board of Trustees of Thomas Jefferson University.

Michael and his wife Leslie live in the East Falls section of Philadelphia. They have two children, Jacqueline and Eric, and one golden retriever, Misdemeanor.



BILL WEBB

Vice President, General Counsel and Secretary

Bill Webb has been General Counsel and Secretary for the Phillies since helping Bill Giles put together the new ownership group and its acquisition of The Phillies from the Carpenter family in 1981.

Webb graduated from Dartmouth College and the University of Michigan Law School. He was a partner in Ballard Spahr Andrews & Ingersoll, the Philadelphia-based law firm, until joining the Phillies on a full time basis in 2000. He is the immediate past president of the Sports Lawyers Association.

Bill and his wife Jenny live in Devon and have three children, Elizabeth, Doug and Phillip.

BASEBALL PERSONNEL



RUBEN AMARO, JR.

Assistant General Manager

Ruben moved into the Phillies front office as Assistant General Manager immediately following the 1998 season, his last as an active player.

Born and raised in Philadelphia, Ruben was a batboy for the Phillies from 1980-83 when his father, Ruben Sr., a former shortstop with the club, was first base coach. He is a 1983 graduate of the William Penn Charter School, where he played both baseball and soccer. In 1987, he earned a BS degree in Human Biology from Stanford University and was a member of the 1987 NCAA Baseball Championship team.

After being drafted by the Angels in the 11th round of the 1987 draft, Ruben made his major league debut with the club in 1991. Following that season, he was traded to his hometown Phillies, where he spent five of his final seven big league seasons (1992-93, 96-98). His only time away was 1994-95, when he played for Cleveland. Ruben played for both the 1993 NL Champion Phillies and the 1995 AL Champion Indians. In 1996, he ranked third among NL pinch-hitters with a .387 average.

As Assistant GM, Ruben is involved in 40-man roster and major league free agent contract negotiations, including those players eligible for salary arbitration. He also aids GM Ed Wade in the decision-making process of major league players and staff, which includes trades, player movements and hirings.

The Amaro family (Ruben Jr., his father Ruben Sr. and his late grandfather Santos) were the 2001 winners of the Al Dia Latino Legends Award, an award given annually to a Hispanic player(s) in Phillies history. Ruben Jr. is also a co-founder of the Richie Ashburn Foundation, which provides free baseball camps for 1,100 underprivileged children in the Delaware Valley and awards grants for area schools and colleges. In addition, he serves on the Board for the Philadelphia chapter of the YMCA.

Ruben was born on February 12, 1965 in Philadelphia, PA and currently lives in Yardley with his wife Virginia and daughters Andrea and Sophia. He and his father, Ruben Sr., are the only father-son combination to ever play for the Phillies.



MIKE ARBUTCKLE

Assistant General Manager, Scouting and Player Development

Mike was named Director of Scouting on October 26, 1992, coming from the Atlanta Braves where he had been a scout for 12 years. His role with the Phillies expanded on December 1, 2000, when he also assumed the responsibilities of player development. Less than a year later, he was promoted to his current position (October 19, 2001).

In his role as Assistant GM, Mike oversees the entire scouting staff and is responsible for all minor league instruction and staff hirings.

Originally drafted as a left-handed pitcher by St. Louis in 1969 out of high school, Mike did not sign and tore his rotator cuff that spring at Northwest Missouri State University. He coached baseball at the high school, junior college and college levels.

He began his scouting career with the Phillies as an associate scout under George Bradley in 1979, before joining the Braves as a full-time scout in the fall of 1980 where he was an area scout in the midwest for seven seasons. Mike was promoted to central regional cross-checker for three years before becoming one of the Braves' two national cross-checkers for the two years prior to coming to the Phillies.

Mike has a BS degree in Education from Northwest Missouri and a master's degree in Education from the University of South Alabama.

Mike was born on November 1, 1950 in Trenton, MO and currently lives in Liberty, MO with his wife Martha. They have two daughters, Shelly and Kellie, and four grandchildren, Bethni, Austin, Katey and Emma.



MARTI WOLEVER

Director of Scouting

Marti was named Director of Scouting on October 16, 2001 after nine years as the Phillies National Cross-checker and Scouting Coordinator. Prior to joining the Phillies on November 1, 1992, Marti was a Midwest cross-checker with the White Sox (1991-92). He began his scouting career as an area scout with the Tigers (1984-88), followed by the Yankees (1989-90).

After being recruited for football by the University of Nebraska at Lincoln, Marti opted out after a few weeks to sign a professional contract with the Cincinnati Reds. The former outfielder played in the Reds (1975-77) and Expos (1977-78) organizations before being released. He coached baseball for Omaha Paul VI High School (1979-81), Council Bluffs Thomas Jefferson High School (1982) and Kansas

State University (1983).

Marti has a BS degree in Education from the University of Nebraska at Omaha. He was born on February 15, 1957 in Omaha, NE and currently lives in Papillion, NE with his wife Chris, daughters Kristen, Meghan and Alyssa and stepchildren Dan and McKenna.

BASEBALL PERSONNEL



STEVE NOWORYTA (Pronounced no-vo-REE-ta)

Director of Minor League Operations

Steve was named Director of Minor League Operations on October 26, 1998, after spending 16 years in the Chicago White Sox organization. A right-handed pitcher, Steve was signed by the White Sox as an amateur free agent in 1981, the year in which he was named White Sox Minor League Player of the Year. He ended his professional career with a 23-6 record after the 1983 season. He then joined the White Sox as Administrative Assistant for Baseball Operations, 1984-86. In 1986 he was named Assistant Director of Player Development and in 1987, Assistant Director of Scouting and Player Development. From 1990 to 1995 Steve was Director of Minor League Operations. In 1996, he was promoted to Director of Player Development and in 1997, Director of Minor League Administration.

He has a BS degree in Criminology from St. Xavier University in Chicago.

Steve was born on March 12, 1960 in Hammond, IN. He and his wife, Karen, have two sons, Steve and David, and live in Hainesport, NJ.



SUSAN INGERSOLL

Director, Baseball Administration

Susan started with the Phillies in 1977, handling game-day duties. In 1980, she was hired as a secretary in the minor league/scouting department and has remained with baseball administration ever since. In 1987, Susan was appointed as executive assistant to the General Manager and held that title under three different GMs: Tony Siegle, Lee Thomas and Ed Wade. She was promoted to her current position in April 2001.

In her role, Susan handles day-to-day troubleshooting with all major and minor league players and staff members, including paychecks, insurance issues, bonuses and moving allowances. She is also instrumental in the formulation and preparation of all contracts on both the major and minor league levels. Additionally, as Rules Administrator, Susan must be thoroughly familiar with all aspects of the regulations governing both the major and minor leagues. Recently, she served on the advisory committee for eBis (electronic baseball information system) for Major League Baseball.

Susan resides in Mt. Laurel, NJ.



SAL ARTIAGA

Director, Latin American Operations

As Director, Latin American Operations since January 1999, Sal has been instrumental in developing academies for the Phillies in the Dominican Republic and Venezuela, where players receive instruction and game experience before coming to the U.S. In addition to overseeing the operation of the two academies, Sal teaches the English language and cultural assimilation to young Latin players in the Phillies minor league system and assists with immigration matters.

Sal began his career in pro baseball in 1965 with double-A El Paso as Assistant Business Manager. He spent the 1966-67 seasons as General Manager of single-A Tampa before embarking on a 15-year career with the Cincinnati Reds (1967-82) in scouting and player development. In April 1982 he was named Administrator of the National Association of Professional Baseball Leagues, the governing body of Minor League Baseball. In 1988, he was elected the youngest President (and only Hispanic in the history of Minor League Baseball), a position he held until the end of 1991. He was in charge of 217 minor league teams and 17 leagues in the United States, Canada, Mexico and the Dominican Republic.

Among his many accomplishments, Sal negotiated a new Professional Baseball Agreement with Major League Baseball and is credited as the founding father of the Dominican Summer League in 1984 and the Venezuelan Summer League in 1997. He served as President of the Arizona Fall League in 1992 before becoming the Coordinator of Cultural Development for the Chicago White Sox (1993-98).

Sal was born on August 4, 1946 and currently resides in Tampa, Fla. He has four children, Mike, Jeanne, T.J. and Erin and one granddaughter, Jerica. His wife Susan died in February 2003.



DALLAS GREEN

Senior Advisor to the General Manager

In 49 years of professional baseball, Dallas Green has held almost every position possible. He's been a player, manager, general manager, scout and team president, among others. On April 23, 1998, Dallas returned to the Phillies in a new position, as a Senior Advisor to General Manager Ed Wade.

Dallas played 13 years of professional baseball (1955-67), including parts of eight seasons in the majors as a pitcher with the Phillies (1960-64; 67), Senators, Padres and Mets.

He began his coaching career as player-coach for Reading (AA) in 1967 and also pitched in eight games for the Phillies that season. He made his managerial debut in 1968 at Huron (A) and the following year guided Pulaski (Rookie) to the Appalachian League Championship.

BASEBALL PERSONNEL

In 1970, Dallas was named assistant to Paul Owens, the Phillies Director of Minor Leagues. He was promoted to Phillies Director of Minor Leagues in 1972 until taking over as team manager on August 21, 1979. He became the 17th rookie ML manager to take club to the World Series and the fourth to win it in 1980 for the Phillies. He was also the winning manager in 1981 All-Star Game.

Dallas joined the Chicago Cubs in 1982 as General Manager. He also held the role of team President, 1985-87. In 1984 he was named Baseball Executive of the Year by *The Sporting News*, UPI and ESPN, as well as Chicago's Man of the Year by the Chicago Press Club.

On October 7, 1988, Dallas was hired as manager of the New York Yankees, but was fired less than a year later, on August 18, 1989.

He worked for the Mets, first as a part-time scout (1991), then as a National League scout (1992-93), before returning to the field as their manager, May 19, 1993-August 26, 1996. He became just the fourth manager to serve both the Yankees and Mets.

Dallas earned a BS degree from the University of Delaware in 1981. He was honored with the "Class Act" Award by the Philadelphia Sports Writers Association in 1988.

Born on August 4, 1934 in Newport, DE, Dallas and his wife Sylvia live in West Grove, PA. They have four children, Dana, John, Kim and Douglas.



CHARLIE MANUEL

Special Assistant to the General Manager

Entering his 41st year in professional baseball, Charlie joined the Phillies on January 6, 2003 and works with the hitters at both the major and minor league levels of the organization, serving as a special instructor during spring training.

Charlie was originally signed by the Minnesota Twins as an outfielder in 1963. He played for six years in the organization's minor league system before making his major league debut in 1969. He spent parts of six of the next seven seasons in the majors with both the Twins and the Los Angeles Dodgers before moving on to Japan where he spent the final six years of his playing career. Charlie finished the U.S. portion of his career with a .198 average and just four homers in 242 games, but hit

.279 with 189 home runs in 621 games in Japan and was named the Pacific League MVP in 1979 (.324, 37 HR).

Following his playing career, Charlie joined the Cleveland Indians organization and spent time as a manager in the minor league system before being named the major league hitting coach, a position he held from 1988-89 and again from 1994 through the 1999 season when he succeeded Mike Hargrove as the 20th manager in the history of the Cleveland franchise.

He stepped down as manager of the Indians during the 2002 season after a two-and-half-year run that saw him lead the club to the Central Division championship in 2001 and compile a record of 224-190 (.541).

Charlie was born January 4, 1944 in North Fork, WV. He lives in Winter Haven, FL and has two children, Charles Jr. and Julie.



GORDON LAKEY

Director of Major League Scouting

Gordon joined the Phillies on December 7, 1998 as Director of Major League Scouting after being with the Toronto Blue Jays the previous 11 years. He played baseball at the University of Texas, where he graduated with a degree in Business Administration in 1967. Gordon began his scouting career with the Houston Astros as an area scout in 1970, a position he held through 1974. Following his time with the Astros, he served as the Administrator of the Major League Scouting Bureau from 1974 through 1977. Gordon re-joined the Astros in 1977 as their National Cross-checker for the American League where he remained until joining the Blue Jays on December 9, 1985 as a Special Assignment Scout, a position he held until April 16, 1996 when he was promoted to Special Assistant

to the Vice President and General Manager.

Gordon was born August 12, 1944 in Austin, TX. He and his wife, Elsa, reside in Barker, TX and have two children, Ryan and Megan.



JIMMY STEWART

Special Assignments, Major Leagues

A former infielder and outfielder, Jimmy joined the Phillies in 1992 and is entering his 12th season as a Special Assignments Scout. He played in the major leagues for 10 years with the Chicago Cubs, the Chicago White Sox, Cincinnati Reds and the Houston Astros and appeared in one NLCS and one World Series (1970 with Cincinnati). Following his playing career, Jimmy worked as a scout and managed the Reds' minor league affiliate in Eugene, before becoming a major league scout for Cincinnati, a position he held from November 1983 through 1991.

Jimmy was born June 11, 1939 in Opelika, AL. He and his wife, Donna, live in Palm Harbor, FL.

BASEBALL PERSONNEL



BOB BOONE

Special Assignment Scout

Bob Boone returns to the Phillies after a 22-year hiatus from the organization. He was named to his current position on December 3, 2003.

One of the premiere catchers of his generation, Bob was named to four-time All Star teams (1976, 78-79, 83) and won seven Rawlings Gold Gloves (1978-79, 82, 86-89), including two at ages 40 and 41, during his 19-year career. Only Johnny Bench and Ivan Rodriguez have won more Gold Gloves for catching.

Selected by the Phillies in the sixth round of the 1969 draft out of Stanford University, where he graduated with a degree in psychology, Bob spent the first ten years of his career with the club, from 1972-81. During his time with the Phils, the team won four division titles and one World Series Championship in 1980.

Following the Phillies, Bob played for the Angels (1982-88) before spending his final two seasons with the Royals (1989-90). He established major league records for games caught in a career (2,225), a record later broken by Carlton Fisk, and most seasons catching at least 100 games (15).

In October of 1994, Bob was named manager of the Kansas City Royals, a position he held until July of 1997. He then re-joined the Reds as a special assistant under GM Jim Bowden before being named manager in November of 2000. In July of 2003, he was replaced as manager. As a manager at the big league level, Bob compiled a record of 372-444 (.456).

Bob was born on November 19, 1947 in San Diego, California and resides in Villa Park, Calif. with his wife, Sue. All three of their sons play professional baseball: Bret plays for the Mariners, Aaron for the Yankees and Matt in the Reds minor league system. His father, Ray, was an All-Star infielder during his 13-year career in the big leagues (1948-60). His brother, Rodney, played in the Kansas City and Houston farm systems from 1972-75. The Boones are one of only three 3-generation baseball families, along with the Bells (Gus, Buddy and David) and the Hairstons (Sam, Jerry Sr. and Jerry Jr.).



HANK KING

Advance Scout, Major Leagues

Hank pitched in the minor leagues for seven seasons with the Baltimore Orioles (1962-67) and Chicago White Sox (1968) before elbow injuries forced him to retire. He began pitching batting practice in 1975 for the Phillies and in 1985 became the club's Advance Scout, a position he still holds after 19 years, making him senior member in MLB. He is a 1962 graduate of Upper Merion High School, where he participated in football, basketball and baseball, and was inducted into the school's hall of fame in 1997. He has opened his own baseball school, the "Kingplex," located at his home in Limerick. During the offseason, he officiates basketball.

Hank was born on October 12, 1944 in King of Prussia, PA. He lives in Limerick, PA with his wife, Carol Ann (Mano).



PHILLIE PHANATIC

HT: 6 feet; **WT:** 300 pounds, mostly fat

AGE: Made debut on April 25, 1978

BIRTHPLACE: Galapagos Islands

EYES: White eyeballs, black pupils, purple eyelashes and blue eyebrows

SKIN: Bright green fur

PHYSICAL DEFECTS: Overweight, clumsy feet, extra long beak, curled-up red tongue, gawking neck, slight case of body odor.

Named after the team's fanatical fans, the Phanatic was created out of one of the weekly staff meetings of the Phillies marketing department after the 1977 season. From that humble beginning, the beloved mascot made it all the way to the National Baseball Hall of Fame in Cooperstown, NY, where in 2002 it became part of a permanent exhibit.

The original person in the costume was **David Raymond**, a graduate of Newark (DE) High School and the University of Delaware (1979), BA degree in physical education. In his 16 years, Raymond missed just eight games.

Tom Burgoyne, the current Phanatic, actually began his fanatical career as Raymond's back-up in 1989 and then joined the Phillies promotional staff in 1990. He has made world-wide appearances with Major League Baseball International, including Japan (1997, 1998 and 2002) and Australia (1997 and 1999). The 38-year-old is a graduate of St. Joseph's Preparatory School and Drexel University (1988), where he earned a BS degree in Marketing. He and his wife, Jennifer, have three sons, Andrew, Daniel and Matthew.

WADE'S PLAYER ACQUISITIONS

12/15/97	Acquired Mike Welch from New York Mets for Hector Mercado.	7/30/00	Acquired Kent Bottenfield from Anaheim for Ron Gant.
12/23/97	Acquired Doug Glanville from Chicago Cubs for Mickey Morandini.	8/4/00	Acquired David Newhan (8/7) from San Diego for Desi Relaford.
12/23/97	Signed free agent Mark Lewis.	8/6/00	Acquired Rob Ducey (8/7) from Toronto for Mickey Morandini.
12/26/97	Signed free agent Alex Arias.	11/17/00	Signed free agent Jose Mesa.
1/23/98	Signed free agent Yorkis Perez.	11/28/00	Signed free agent Rheel Cormier.
3/26/98	Signed free agent Matt Whiteside.	12/15/00	Signed free agent Ricky Bottalico.
8/14/98	Claimed Paul Byrd off waivers from Atlanta.	6/5/01	Acquired Jose Santiago from Kansas City for Paul Byrd.
8/28/98	Acquired Doug Nickle from Anaheim for Gregg Jefferies.	7/23/01	Acquired Todd Pratt from New York Mets for Gary Bennett.
11/9/98	Acquired Paul Spoljaric from Seattle for Mark Leiter.	7/27/01	Acquired Dennis Cook and Turk Wendell from New York Mets for Bruce Chen and Adam Walker.
11/13/98	Acquired Chad Ogea from Cleveland for Jerry Spradlin.	7/27/01	Acquired Felipe Crespo from San Francisco for Wayne Gomes.
11/19/98	Acquired Ron Gant, Jeff Brantley and Cliff Politte from St. Louis for Ricky Bottalico and Garrett Stephenson.	11/9/01	Acquired Jesus Cordero and Eric Junge from Los Angeles for Omar Daal.
12/14/98	Selected David Miller from Cleveland in Major League Rule 5 Draft.	12/13/01	Acquired John Wasdin from Baltimore for Chris Brock.
12/15/98	Signed free agent Jim Poole.	12/15/01	Signed free agent Dave Hollins.
12/15/98	Signed free agent Tom Prince.	12/15/01	Re-signed free agent Todd Pratt.
12/21/98	Re-signed free agent Ken Ryan.	1/8/02	Re-signed free agent Ricky Bottalico.
12/22/98	Signed free agent Rob Ducey.	1/15/02	Signed free agent Terry Adams.
5/5/99	Acquired Robert Person from Toronto for Paul Spoljaric.	1/28/02	Signed free agent John Mabry.
6/8/99	Claimed Amaury Telemaco off waivers from Arizona.	1/29/02	Signed free agent Ricky Ledee.
6/14/99	Claimed Jason Brester off waivers from Colorado.	3/28/02	Acquired Hector Mercado (3/30) from Cincinnati for Reggie Taylor.
7/7/99	Acquired Domingo Cedenro from Seattle for Jose Flores.	5/22/02	Acquired Jeremy Giambi from Oakland for John Mabry.
7/23/99	Acquired Scott Aldred from Tampa Bay for Marty Barnett.	5/26/02	Acquired Dan Plesac from Toronto for Cliff Politte.
10/6/99	Claimed Felix Martinez off waivers from Kansas City.	7/29/02	Acquired Placido Polanco, Mike Timlin and Bud Smith from St. Louis for Scott Rolen, Doug Nickle and cash.
10/6/99	Claimed Carlos Reyes off waivers from San Diego.	11/24/02	Signed free agent David Bell.
10/22/99	Claimed Manny Barrios off waivers from Cincinnati.	12/3/02	Signed free agent Jim Thome.
11/10/99	Acquired Andy Ashby from San Diego for Carlton Loewer, Steve Montgomery and Adam Eaton.	12/7/02	Re-signed free agent Dan Plesac.
11/18/99	Claimed Mark Brownson off waivers from Colorado.	12/15/02	Acquired Josh Hancock from Boston for Jeremy Giambi.
12/1/99	Signed free agent Mike Jackson.	12/20/02	Acquired Kevin Millwood from Atlanta for Johnny Estrada.
12/7/99	Re-signed free agent Jeff Brantley.	1/16/03	Signed free agent Tyler Houston.
12/12/99	Acquired Chris Brock from San Francisco for Bobby Estalella.	7/20/03	Acquired Mike Williams from Pittsburgh for Frank Brooks.
3/10/00	Acquired Bobby Sismondo from Detroit for Wendell Magee, Jr.	8/31/03	Acquired Kelly Stinnett from Cincinnati for a player to be named later (Eric Valent).
3/27/00	Acquired Mickey Morandini from Montreal for cash.	9/2/03	Acquired Valerio De Los Santos from Milwaukee for cash.
3/29/00	Acquired Trevor Miller from Houston for Yorkis Perez.	11/3/03	Acquired Billy Wagner from Houston for Brandon Duckworth, Taylor Buchholz and Ezequiel Astacio.
3/31/00	Claimed Jason Boyd off waivers from Milwaukee.	12/3/03	Acquired Eric Milton from Minnesota for Carlos Silva, Nick Punto and a player to be named later (Bobby Korecky).
4/21/00	Claimed Brian R. Hunter off waivers from Atlanta.	12/7/03	Re-signed free agent Todd Pratt.
5/10/00	Claimed Cesar King off waivers from Texas.	12/9/03	Signed free agent Tim Worrell.
7/12/00	Acquired Bruce Chen and Jimmy Osting from Atlanta for Andy Ashby.	12/15/03	Signed free agent Roberto Hernandez.
7/26/00	Acquired John Sneed (7/31) from Toronto for Rob Ducey.	12/19/03	Claimed Victor Alvarez off waivers from Los Angeles.
7/26/00	Acquired Omar Daal, Travis Lee, Vicente Padilla and Nelson Figueroa from Arizona for Curt Schilling.	12/23/03	Signed free agent Shawn Wooten.
		1/12/04	Signed free agent Doug Glanville.

BROADCASTERS



HARRY KALAS

Born: March 26, 1936, Chicago, IL ... **Resides:** Media, PA ... Wife, Eileen; sons, Todd, Brad and Kane.

A broadcaster for 43 years, the past 33 with the Phillies beginning in 1971 ... Served as Master of Ceremonies for the first (4/10/71) and last (9/28/03) games in Veterans Stadium history ... Received the inaugural Legacy of Excellence award from the Philadelphia Sports Hall of Fame on February 9, 2004; was among 19 first-year inductees ... 2002 winner of the Ford C. Frick Award from the National Baseball Hall of Fame and Museum; he received the award, given to a broadcaster who has made major contributions to baseball, during the induction ceremonies in Cooperstown, NY, on July 28, 2002 ... Other honors received in 2002 included the Board of Governor's Award at the Mid-Atlantic Emmy Awards, the Ken Garland Lifetime Achievement Award at the Philadelphia A.I.R. (Achievement in Radio)

Awards and the Lifetime Achievement Award from the Philadelphia Sports Congress ... Honored by the Phillies in 2000 for his 30 years of service ... Graduated from the University of Iowa in 1959 with a BA degree in Speech, Radio and Television ... Drafted on graduation day, he spent the following two years in Hawaii with the Army ... Served as Sports Director of KGU radio and broadcast games for the Hawaii Islanders and University of Hawaii ... Was a member of the original Houston Astros broadcast team in 1965 and also broadcast University of Houston football and Southwest Conference basketball at that time ... Among his many jobs, he has broadcast Big Five basketball and Notre Dame football ... In addition to baseball, he currently tapes several programs for NFL Films, broadcasts Westwood One Radio Network football and provides voice-overs for numerous commercials ... Has been named Pennsylvania Sportscaster of the Year 18 times (1978, 1980-90, 1992-96; 2002).



CHRIS WHEELER

Born: August 9, 1945, Philadelphia, PA ... **Resides:** Blue Bell, PA ... Single.

Joined the Phillies in 1971 as Assistant Director of Publicity and Public Relations ... While a member of that department, he was added to the broadcast team in 1977 and has been on the air since then ... Graduated from Penn State in 1967 with a BA degree in Journalism and Broadcasting ... His first job was with WCAU Radio in Philadelphia as a news writer and reporter; and did traffic reports from an airplane ... He then moved to WBBM Radio in Chicago, followed by a stint in New York with CBS Radio ... In 1982, he was named Director of the Phillies' new Community Relations department ... In 1991, he became the department's Director of the Speakers Bureau, a position he held through 1997 ... Additionally, "Wheels" was the camp coordinator for Phillies Dream Week, 1983-1999.



LARRY ANDERSEN

Born: May 6, 1953, Portland, OR ... **Resides:** Philadelphia, PA ... Single; three children, Angie, Tania and Chase.

Began his broadcast career with the Phillies in 1998 ... Offered Houston Astros broadcasting job in 1997 when Larry Dierker moved from the booth to the field, but opted instead to become Pitching Coach for the Phillies at Scranton (AAA) ... Played 25 years of professional baseball, including 17 seasons with the Indians (1975-79), Mariners (1981-82), Phillies (1983-86; 93-94), Astros (1986-90), Red Sox (1990) and Padres (1991-92) ... Played in the 1983 and 1993 World Series with the Phillies ... Began his coaching career in Reading (1995-96) ... Graduated from Interlake High School (Seattle, WA) in 1971, prior to being drafted by the Indians in the 7th round.



SCOTT GRAHAM

Born: June 10, 1965, Belleville, NJ ... **Resides:** Voorhees, NJ ... Wife, Jill; three sons, Kyle, Brett and Mitchell.

Enters his sixth year of play-by-play for the Phillies in 2004 ... Began his career with the Phillies in 1991 as host of the pre- and post-game shows, a job he held through 2000 ... Graduated from the University of Pennsylvania with a BA degree in Political Science ... Began his broadcasting career in college as the Quakers football and basketball play-by-play announcer on the students' radio stations (WXPN-FM and WQHS-AM) ... Broadcast football for Delaware State (1990-92) and Penn (1993-95), was the voice of Philadelphia's Big Five basketball on WPHT-AM (1992-98) and worked for the American Sports Radio Network (1994), hosting national baseball call-in shows and handling play-by-play of major college football games ... Joined CN8 (Comcast Network) in 1996, as the lead play-by-play voice for all sports ... Did play-by-play for NFL and NFL Europe games on FOX, 1999-2002 ... Broadcast MLB on FOX in '02 ... Also served as lead play-by-play voice for A10 Network basketball, 2001-03 ... Nominated for a Mid-Atlantic Emmy Award in 1998, 1999 and 2000 ... In addition, he is the camp coordinator for Phillies Phantasy Camp, held in Clearwater, FL.


TOM MCCARTHY

Born: July 5, 1968, Jersey City, NJ ... **Resides:** Allentown, NJ ... Wife, Meg; four children, Patrick, Tommy, Maggie and Kerri.

In his fourth season as the host of the pre- and post-game shows; also does radio play-by-play ... Hosts his own weekday afternoon-drive show on ESPN Radio 920 AM which concentrates on local sports ... A graduate of the College of New Jersey (BA degree in Communication), he spent six seasons with the Trenton Thunder, the AA affiliate of the Boston Red Sox; he was hired as Director of Public and Media Relations in 1993 and promoted to Assistant General Manager in 1996 ... Also worked as one of the team's broadcasters, doing play-by-play on radio and television (CN8) and earning a Mid-Atlantic Emmy Award in 2000 for his work on CN8 ... Left the Thunder after the 1999 season to pursue a full-time career in broadcasting, creating the first local-driven show on ESPN Radio 1680 AM ... He is also the play-by-play voice for Rutgers University football, as well as Princeton University men's basketball and does national radio shows on ESPN during the off-season.


RON BURKE

Born: September 27, 1963, Richmond, VA ... **Resides:** Broomall, PA ... Wife, Gloria; two children, Spencer and Madison.

2004 will be his fourth season as host of *Phillies Weekly*, which precedes Sunday games on UPN 57 ... Is also an anchor/reporter for Comcast SportsNet and serves as a rotating host for NBATV ... A 1985 graduate of James Madison University (BA degree in Communication) ... Was an original member of CSN when the channel launched in October 1997 before joining NBATV in October 1999 as a weekend host ... Returned to CSN in January 2002 ... For eight years, from September 1988 to January 1997, Ron worked at WCAU-TV in Philadelphia; he was the weekend sports anchor from 1988-91 and then the 11 p.m. sports anchor from 1991-96 ... While with WCAU, he reported from the Winter Olympics in Albertville, France in 1992 and Lillehammer, Norway in 1994 ... Also during his tenure, he hosted *The Randall Cunningham Show* from 1991-1995, earning a Mid-Atlantic Emmy Award in 1993 as Best Host ... Ron spent 1997 with WBIS-TV in New York City.

PHILLIES BROADCASTERS

Year	Broadcast Team
1936	Bill Dyer and Dolly Stark
1937	Dyer and Taylor Grant
1938	Walt Newton and Stoney McLinn
1939	Byrum Saam and Newton
1940	Saam and Les Vines
1941-42	Saam and Grant
1943-46	Saam and Roy Neal
1947-48	Saam and Chuck Thompson
1949	Saam and George Walsh
1950-51	Gene Kelly and Bill Brundige
1952	Kelly and Claude Haring
1953-54	Kelly and Walsh
1955-59	Kelly, Saam and Haring
1960-62	Saam, Haring and Frank Sims
1963-70	Saam, Rich Ashburn and Bill Campbell
1971-73	Saam, Ashburn and Harry Kalas
1974-75	Saam, Ashburn, Kalas and Robin Roberts
1976	Ashburn, Kalas, Roberts and Andy Musser
1977-79	Ashburn, Kalas, Musser and Chris Wheeler
1980-82	Ashburn, Kalas, Musser, Wheeler and Tim McCarver
1983-86	Ashburn, Kalas, Musser and Wheeler
1987-89	Ashburn, Kalas, Musser, Wheeler and Garry Maddox
1990	Ashburn, Kalas, Musser, Wheeler, Maddox, Jim Barniak and Mike Schmidt
1991	Ashburn, Kalas, Musser, Wheeler, Maddox, Barniak, Jim Fregosi and Kent Tekulve
1992-93	Ashburn, Kalas, Musser, Wheeler, Maddox, Tekulve and Jay Johnstone
1994-95	Ashburn, Kalas, Musser, Wheeler, Maddox, Tekulve and Todd Kalas
1996	Ashburn, Kalas, Musser, Wheeler, Maddox, Tekulve, T. Kalas and Larry Rosen
1997	Ashburn, Kalas, Musser, Wheeler and Tekulve
1998	Kalas, Musser, Wheeler and Larry Andersen
1999-2001	Kalas, Musser, Wheeler, Andersen and Scott Graham
2002	Kalas, Wheeler, Andersen and Graham
2003	Kalas, Wheeler, Andersen, Graham and John Kruk
2004	Kalas, Wheeler, Andersen, Graham and Tom McCarthy



PHILLIES TELEVISION NETWORK



Television Network™

The Phillies enter their seventh season in 2004 with the all-sports cable network, Comcast SportsNet (CSN). Comcast will carry 108 games, mainly on the CSN cable channel, in addition to three games from spring training. CSN will once again enhance the fan experience with increased clarity of the action, as it continues to produce select home Phillies games in high definition from its state-of-the-art mobile production facility.

WPSG-UPN 57 begins its sixth season with the Phils this year. They will broadcast three Grapefruit League games and 44 games during the regular season. UPN 57's sister station, KYW CBS-3, will carry the season opener on April 5.

Of the 162 Phillies games, 153 will be broadcast locally, with eight other games being picked up nationally by FOX. The Phils have also been selected once for ESPN's Sunday Night Baseball, with the potential of three additional appearances in the second half of the season.

Once again, the 30-minute pre-game show *Phillies Weekly* will be aired before every Sunday telecast. Long-time Philadelphia sports anchor **Ron Burke** returns for his fourth season as host of the program.



Comcast SportsNet
WPSG-UPN 57
WLYH-UPN 15
WSWB-WB 38

Cable television (flagship)
Philadelphia, OTA (flagship)
Lebanon, Lancaster, Harrisburg, OTA
Scranton, Wilkes-Barre, OTA



PHILLIES RADIO NETWORK



Radio Network™

WPEN 950 AM returns for its third season as the flagship station of the Phillies. It will broadcast all 162 regular season Phillies games as well as 13 spring training games, including the spring opener. Prior to every game, WPEN will once again air *Phillies On-Deck* with **Tom McCarthy**, now in his fourth year as host of the 30-minute pre-game show.

Phillies baseball can be heard on the 24-station Phillies radio network throughout the tri-state area.

PENNSYLVANIA

CITY	STATION	FREQUENCY
Philadelphia #	WPEN AM	950
Allentown	WKAP AM	1470
Bloomsburg	WHLM AM	930
Coatesville	WCOJ AM	1420
Gettysburg	WGET AM	1320
Harrisburg	WTKT AM	1460
Lancaster	WLPA AM	1490
Lansdale	WNPV AM	1440
Lebanon	WLBR AM	1270
Levittown	WBCB AM	1490
Lewistown	WCHX FM	105.5
Lock Haven	WPBZ AM	1230
Pottstown	WPAZ AM	1370
Pottsville	WPPA AM	1360
Reading	WEEU AM	830
Scranton	WEJL AM	630
Selinsgrove	WYGL AM	1240
Wilkes-Barre	WBAX AM	1240
York	WOYK AM	1350

DELAWARE


CITY	STATION	FREQUENCY
Wilmington	WDEL AM	1150

NEW JERSEY

CITY	STATION	FREQUENCY
Atlantic City	WUSS AM	1490
Atlantic City	WMID AM	1340
Cape May	WMID FM	102.3
Trenton	WPHY AM	920
Wildwood	WCMC AM	1230

Flagship Station





Marlon Byrd's .303 batting average last year was 3rd-best among National League rookies.

2004 PHILLIES

2004 PHILLIES PLAYERS35-145
 2004 PHILLIES ROSTER32-34
 CLUBHOUSE PERSONNEL31
 COACHING STAFF23-29
 MANAGER LARRY BOWA20-22
 MEDICAL STAFF29-30
 NON-ROSTER PLAYERS146-161



LARRY BOWA ★ MANAGER

B-T: S-R

HT: 5-10 **WT:** 185

AGE: 57, turns 58 on December 6

BORN: December 6, 1945, Sacramento, CA

RESIDES: Radnor, PA

CONTRACT STATUS: Had option picked up for 2005 and club options added for 2006 and 2007 on 12/12/03.

MANAGING/COACHING CAREER: Named the 49th manager of the Phillies on November 1, 2000 ... His 2nd stint as a major league manager; managed the San Diego Padres (10/28/86-5/28/88), posting an 81-127 record ... His 252 wins in his first 3 seasons are the most by a Phillies manager in his first 3 years since Pat Moran had 278 from 1915-17 ... Named 2001 NL Manager of the Year by the Baseball Writers Association of America, *The Sporting News*, *USA Today Baseball Weekly* and *ESPN The Magazine*, after managing the Phillies to their first winning season since 1993 (86-76) ... Also had the franchise's best record improvement from the previous season of any first-year Phillies manager (+21 games) ... In 2002, led the club to a 3rd place finish despite starting the year with an 8-18 record ... Fell one win shy (80-81) of finishing the season with a winning record for the 2nd straight year ... As Phillies manager, has been ejected 17 times (5 in 2001; 5 in 2002; 7 in 2003); 10 of those ejections came at Veterans Stadium ... Served two 1-game suspensions in 2003 - 4/8, for inciting a bench-clearing brawl on 3/26 vs TOR (spring training) and 6/21, for intentional actions of Carlos Silva after warnings were issued ... Began his managerial career in 1986 when he managed the Las Vegas Stars (SD's triple-A affiliate) ... Led Stars to Pacific Coast League title, defeating Phoenix, 3-2 and Vancouver, 3-2 in the playoffs ... Was a third base coach in the majors for over 12 years with the Phillies (8/11/88 through 1996 season), Angels (1997-99) and Mariners (2000).

PLAYING CAREER: Played 20 years professionally, including 16 in the majors with the Phillies (1970-81), Cubs (1982-85) and Mets (1985) ... **1965:** Signed by Phillies' Eddie Bockman as an amateur free agent, 10/12 ... **1966:** Finished 5th in batting (.312) for Spartanburg (A) in 1st pro season ... Set Western Carolinas League records for fielding percentage by a shortstop (.972) and consecutive errorless games streak at shortstop (26) ... **1967:** Appeared in just 29 games because he was called into active duty with the US Army ... **1968:** Led Eastern League shortstops in chances (587), double plays (77) and tied for lead in assists (395) ... **1969:** Led Pacific Coast League in stolen bases (48), fielding percentage for shortstops (.974), putouts (215) and assists (468) ... Named to PCL All-Star team ... **1970:** Made ML debut with Phillies ... Hit .149 in April; finished with .250 average ... Had 18-game hit streak in September (.333), longest streak for a Phillies rookie in 22 years ... **1971:** In just 2nd year in majors, broke Ernie Banks' 1959 ML record (.985) for highest fielding percentage (.987, 11 errors) ... Got 1st hit (single) and 1st triple in Vet Stadium history, 4/10/71 (Stoneman) ... Hit in career-high 18 straight games, 9/2-22 ... **1972:** Broke his own ML record for fielding, .9874 (compared to .9869 in '71) with just 9 errors ... Won first Gold Glove ... Led ML with 13 triples ... **1973:** On DL, 7/27-9/2 with a broken left leg, suffered in stolen base attempt, 7/26 vs MTL ... **1974:** Named starting shortstop on NL All-Star team; 1st Phillies starter since Dick Allen in 1967 ... 3rd time he led NL shortstops in fielding (.984, 12 errors) ... **1975:** Had career-high .305 average ... On DL, 5/27-6/22 with a fractured left thumb, suffered when hit by a pick-off throw by Ed Halicki, 5/26 vs SF ... Named to NL, AP, UPI, and *The Sporting News* All-Star teams ... **1976:** Signed two-year contract prior to start of season, becoming highest paid shortstop ... Suspended for 3 games in late April for run-in with rookie umpire Jim Quick ... NL All-Star ... Collected career hit #1,000, 8/4 at CHI (Steve Renko) ... Had career-high 49 RBI ... Led NL shortstops in fielding percentage, .975 ... **1977:** Led Phillies with 175 hits ... Hit lone career grand slam, 6/22 vs CIN (Joe Hoerner) ... Finished 2nd (.983) to Dave Concepcion (.986) in fielding among shortstops ... **1978:** Finished 3rd in MVP voting, behind Dave Parker and Steve Garvey ... Led Phillies with career-high 192 hits ... Named to NL, AP, UPI and *The Sporting News* All-Star teams ... Won 2nd Gold Glove, leading NL shortstops with a .986 fielding percentage, 10 errors ... **1979:** Set ML record for highest fielding percentage for a shortstop, .991 (6 errors) ... Tied NL record for most seasons leading league in fielding percentage, 5 ... Selected starting shortstop for the NL All-Star team for 3rd time ... On DL, 5/23-6/8 with a fractured right thumb ... Member of MLB's All-Star team that traveled to Japan ... **1980:** Starting shortstop on World Champion Phillies, hitting .375 (9-24) in WS and starting WS-record 7 double plays ... Hit .316 in NLCS, starting winning rally in Game 5 of NLCS off Nolan Ryan (8th inning) ... Hit two inside-the-park HR ... **1981:** Tied career high with 18-game hitting streak, 9/2-21 ... Had fewest errors by starting shortstop (11), but finished 2nd to Ozzie Smith in fielding ... **1982:** Traded to Cubs, 1/27 with Ryne Sandberg for Ivan DeJesus ... NL and *Sports Illustrated* Player of the Week, 6/21-27, .625 (15-24) ... **1983:** Led NL in fielding percentage for 6th time, .984 ... 11 errors were fewest among NL shortstops ... Singled for career hit #2,000, 7/16 at LA (Fernando Valenzuela) ... **1984:** Cubs team captain (named in late 1983) ... Had .974 fielding percentage, 3rd-best in NL ... **1985:** Began season with Cubs ... Released on 8/13 and signed by Mets ... **Misc:** Finished with a .260 average in his 16-year ML career and a .980 fielding percentage ... Played 2,222 career games at shortstop and 5 at 2nd base.

RECORDS: Five-time NL All-Star ... Appeared in 1 Division Series, 5 NLCS and 1 World Series ... Holds World Series record starting 7 double plays in 1980 ... Played 2,222 games at shortstop, ranking 2nd in NL behind Ozzie Smith (2,511) and 4th in majors behind Luis Aparicio (2,581), Smith and Cal Ripken, Jr. (2,302) ... Holds NL record for highest lifetime fielding percentage as a shortstop (.980); held ML record until 1988, now ranks 3rd (based on 1,000 games played) behind Mike Bordick (.982) and Omar Vizquel (.983) ... Led NL in fielding 6 times: 1971, 72, 76, 78, 79, 83 ... Committed an NL-record low 9 errors in 1972 (150 games), until record was surpassed by Rey Ordonez in 1999 (4 errors) ... Held NL single-season mark for highest fielding percentage by a shortstop in 100 or more games with .991 mark in 1979 (146 games); surpassed by Ordonez' .994 average in 1999 (154 games).

PERSONAL: Lawrence Robert Bowa ... Married Sheena Gibson (10/17/70); one daughter, Victoria (Tori) Ashley (7/20/83) ... 1963 graduate of McClatchy High School (Sacramento, CA), where he lettered in baseball and basketball ... Attended Sacramento City College ... Participated in all Phillies winter tours during his career in Philadelphia ... Spent one winter working in the ticket office ... Was an active member of Phillies Speakers Bureau ... Honorary Chairman of Christmas Seals Drive (1973) ... Member of Phillies basketball team which participated in fund-raising games during the mid-1970s ... Hosted a talk show on WWDB FM in the late 1970s during the off-season ... Wrote a weekly column for the *Philadelphia Journal* (1977) ... One of many players who worked with Garry Maddox in fund-raising events for the Philadelphia Child Guidance Clinic ... Spokesman for the American Heart Association since 2001 ... 2002 inductee to South Atlantic League Hall of Fame ... Has been a permanent resident of the Philadelphia area since 1976.

LARRY BOWA'S MANAGERIAL RECORD

YEAR	CLUB	LEAGUE	W-L	POSITION (1ST HALF/2ND HALF)
1986	Las Vegas	Pacific Coast	80-62	3rd/1st
1987	SAN DIEGO	NATIONAL	65-97	6th, West
1988	SAN DIEGO	NATIONAL	16-30	5th, West
2001	PHILLIES	NATIONAL	86-76	2nd, East
2002	PHILLIES	NATIONAL	80-81	3rd, East
2003	PHILLIES	NATIONAL	86-76	3rd, East
Totals			413-422	.495
ML Totals			333-360	.481

BOWA'S PLAYING RECORD

YEAR	CLUB	AVG	G	AB	R	H	2B	3B	HR	RBI	BB	SO	SB
1966	Spartanburg	.312	97	429	70	134	14	4	2	36	36	44	24
	San Diego	.316	5	19	0	6	0	1	0	1	1	3	0
1967	Bakersfield	.188	7	32	4	6	2	0	0	3	1	6	2
	Reading	.281	22	89	11	25	4	0	0	9	3	17	0
1968	Reading	.242	133	480	47	116	14	2	3	36	24	27	14
1969	Eugene	.287	135	568	80	163	11	6	1	26	31	56	48
1970	PHILLIES	.250	145	547	50	137	17	6	0	34	21	48	24
1971	PHILLIES	.249	159	*650	74	162	18	5	0	25	36	61	28
1972	PHILLIES	.250	152	579	67	145	11	#13	1	31	32	51	17
1973	PHILLIES	.211	122	446	42	94	11	3	0	23	24	31	10
1974	PHILLIES	.275	162	669	97	184	19	10	1	36	23	52	39
1975	PHILLIES	.305	136	583	79	178	18	9	2	38	24	32	24
1976	PHILLIES	.248	156	624	71	155	15	9	0	49	32	31	30
1977	PHILLIES	.280	154	624	93	175	19	3	4	41	32	32	32
1978	PHILLIES	.294	156	654	78	192	31	5	3	43	24	40	27
1979	PHILLIES	.241	147	539	74	130	17	11	0	31	61	32	20
1980	PHILLIES	.267	147	540	57	144	16	4	2	39	24	28	21
1981	PHILLIES	.283	103	360	34	102	14	3	0	31	26	17	16
1982	CHICAGO (NL)	.246	142	499	50	123	15	7	0	29	39	38	8
1983	CHICAGO (NL)	.267	147	499	73	133	20	5	2	43	35	30	7
1984	CHICAGO (NL)	.223	133	391	33	87	14	2	0	17	28	24	10
1985	CHICAGO (NL)	.246	72	195	13	48	6	4	0	13	11	20	5
	NEW YORK (NL)	.105	14	19	2	2	1	0	0	2	2	2	0
ML Totals		.260	2247	8418	987	2191	262	99	15	525	474	569	318

* League Leader

BOWA'S DIVISION SERIES RECORD

YEAR	CLUB, OPP.	AVG	G	AB	R	H	2B	3B	HR	RBI	BB	SO	SB
1981	PHI, MTL	.176	5	17	0	3	1	0	0	1	0	0	0



BOWA'S LEAGUE CHAMPIONSHIP SERIES RECORD

YEAR	CLUB, OPP.	AVG	G	AB	R	H	2B	3B	HR	RBI	BB	SO	SB
1976	PHI, CIN	.125	3	8	1	1	1	0	0	1	3	0	0
1977	PHI, LA	.118	4	17	2	2	0	0	0	1	0	1	0
1978	PHI, LA	.333	4	18	2	6	0	0	0	0	1	2	0
1980	PHI, HOU	.316	5	19	2	6	0	0	0	0	3	3	1
1984	CHI, SD	.200	5	15	1	3	1	0	0	1	1	0	0
LCS Totals		.234	21	77	8	18	2	0	0	3	8	6	1

BOWA'S WORLD SERIES RECORD

YEAR	CLUB, OPP.	AVG	G	AB	R	H	2B	3B	HR	RBI	BB	SO	SB
1980	PHI, KC	.375	6	24	3	9	1	0	0	2	0	0	3

BOWA'S ALL-STAR GAME RECORD

YEAR	CLUB, SITE	AVG	G	AB	R	H	2B	3B	HR	RBI	BB	SO	SB
1974	NL, PIT	.000	1	2	0	0	0	0	0	0	0	0	0
1975	NL, MIL	—	1	0	0	0	0	0	0	0	0	0	0
1976	NL, PHI	.000	1	1	0	0	0	0	0	0	0	0	0
1978	NL, SD	.667	1	3	1	2	0	0	0	0	0	0	1
1979	NL, SEA	.000	1	2	0	0	0	0	0	0	0	0	0
ASG Totals		.250	5	8	1	2	0	0	0	0	0	0	1

MEN WHO PLAYED FOR AND MANAGED THE PHILLIES

NAME	YEARS PLAYED	YEARS MANAGED	NAME	YEARS PLAYED	YEARS MANAGED
Bob Ferguson	1883	1883	Art Fletcher	1920; 22	1923-26
Bill Purcell	1883-84	1883	Stuffy McInnis	1927	1927
Arthur Irwin	1886-89; 94	1894-95	Jimmy Wilson	1923-28; 34-38	1934-38
Billy Nash	1896-98	1896	Hans Lobert	1911-14	1938; 1942
Chief Zimmer	1903	1903	Ben Chapman	1945-46	1945-48
Hugh Duffy	1904-06	1904-06	Dallas Green	1960-64; 67	1979-81
Red Dooin	1902-14	1910-14	Pat Corrales	1964-65	1982-83
Pat Moran	1910-14	1915-18	John Vukovich	1970-71; 76-77; 79-81	1988
Gavvy Cravath	1912-20	1919-20	Larry Bowa	1970-81	2001-
Kaiser Wilhelm	1921	1921-22			

COACHING STAFF

GREG GROSS ★ HITTING COACH



B-T: L-L

HT: 5-11; **WT:** 175

AGE: 51, turns 52 on August 1

BORN: August 1, 1952, York, PA

RESIDES: West Chester, PA

COACHING CAREER: Named the Phillies hitting coach, 10/8/01 ... In his 1st season as a major league hitting coach (2002), got the team to cut down on their strikeouts and increase their walk total from the previous season ... Served as Larry Bowa's bench coach during the 2001 season, his first as a major league coach ... Joined the Phillies on 11/7/00 ... Coached for 6 years in the Rockies organization, first as hitting coach for New Haven (AA), 1995-96; then as roving hitting instructor, 1997-2000 ... Began his coaching career at Malvern Prep High School (1992-94).

PLAYING CAREER: Played 20 years of pro baseball with 17 years in the majors with the Astros (1973-76, 1989), Cubs (1977-78) and Phillies (1979-88) ... Houston's 4th round selection in June 1970 draft ... Named *The Sporting News* Rookie of the Year in 1974, hitting .314 with a career-high 185 hits for the Astros (finished 2nd to Bake McBride in BBWAA voting) ... Member of Phillies 1980 World Champions and 1983 NL Champions ... Picked up career hit #1,000 on 5/25/87 (Lance McCullers) ... Has 143 career pinch-hits, ranking 4th all-time, behind Lenny Harris (181), Manny Mota (150) and Smoky Burgess (145) ... Still holds Phillies record for career pinch-hits (117); led club in pinch-hits 8 times in his 10 years with the Phillies ... Appeared as a pitcher in one game, 6/8/86 at MTL (0.2 IP, 1 H, 1 BB, 2 SO).

PERSONAL: Gregory Eugene Gross ... Single; two children, Megan Nicole (11/14/76) and Michael Gregory (10/30/79) ... 1970 graduate of Red Lands High School (Etters, PA), where he lettered in baseball, basketball and football ... Played American Legion baseball ... Awarded the 1984 Good Guy Award by the Philadelphia Sports Writers Association ... Hobby: Golf.

GREG GROSS' MAJOR LEAGUE PLAYING RECORD

YEAR	CLUB, OPP.	AVG	G	AB	R	H	2B	3B	HR	RBI	BB	SO	SB
1973	HOUSTON	.231	14	39	5	9	2	1	0	1	4	4	2
1974	HOUSTON	.314	156	589	78	185	21	8	0	36	76	39	12
1975	HOUSTON	.294	132	483	67	142	14	10	0	41	63	37	2
1976	HOUSTON	.286	128	426	52	122	12	3	0	27	64	39	2
1977	CHICAGO (NL)	.322	115	239	43	77	10	4	5	32	33	19	0
1978	CHICAGO (NL)	.265	124	347	34	92	12	7	1	39	33	19	3
1979	PHILLIES	.333	111	174	21	58	6	3	0	15	29	5	5
1980	PHILLIES	.240	127	154	19	37	7	2	0	12	24	7	1
1981	PHILLIES	.225	83	102	14	23	6	1	0	7	15	5	2
1982	PHILLIES	.299	119	134	14	40	4	0	0	10	19	8	4
1983	PHILLIES	.302	136	245	25	74	12	3	0	29	34	16	3
1984	PHILLIES	.322	112	202	19	65	9	1	0	16	24	11	1
1985	PHILLIES	.260	93	169	21	44	5	2	0	14	32	9	1
1986	PHILLIES	.248	87	101	11	25	5	0	0	8	21	11	1
1987	PHILLIES	.286	114	133	14	38	4	1	1	12	25	12	0
1988	PHILLIES	.203	98	133	10	27	1	0	0	5	16	3	0
1989	HOUSTON	.200	60	75	2	15	0	0	0	4	11	6	0
ML Totals		.287	1809	3745	449	1073	130	46	7	308	523	250	39

GROSS' DIVISION SERIES RECORD

YEAR	CLUB, OPP.	AVG	G	AB	R	H	2B	3B	HR	RBI	BB	SO	SB
1981	PHI, MTL	.000	4	4	0	0	0	0	0	0	0	0	0

GROSS' LEAGUE CHAMPIONSHIP SERIES RECORD

YEAR	CLUB, OPP.	AVG	G	AB	R	H	2B	3B	HR	RBI	BB	SO	SB
1980	PHI, HOU	.750	4	4	2	3	0	0	0	1	0	0	0
1983	PHI, LA	.000	4	5	1	0	0	0	0	0	2	2	0
LCS Totals		.333	8	9	3	3	0	0	0	1	2	2	0

GROSS' WORLD SERIES RECORD

YEAR	CLUB, OPP.	AVG	G	AB	R	H	2B	3B	HR	RBI	BB	SO	SB
1980	PHI, KC	.000	4	2	0	0	0	0	0	0	0	0	0
1983	PHI, BAL	.000	2	6	0	0	0	0	0	0	0	0	0
WS Totals		.000	6	8	0	0	0	0	0	0	0	0	0



RAMON HENDERSON ★ BULLPEN COACH

B-T: R-R

HT: 5-11 | **WT:** 175

AGE: 40, turns 41 on August 18

BORN: August 18, 1963, Monicion, DR

RESIDES: Phoenixville, PA

59

MANAGING/COACHING CAREER: 2004 will be his seventh season as bullpen coach, fourth under manager Larry Bowa ... Made one appearance as 3rd base coach in final game of 2001 season, 10/7 at CIN ... The 1998 season was his first in the major leagues ... Has spent his entire career in the Phillies organization, dating back to 1982 when he was a player ... Began his coaching career with the Princeton Patriots in 1990, the year immediately following his playing career ... Coached at Clearwater (1991-92), made his managerial debut with Martinsville (1993-96) and coached at Reading (AA) in 1997 ... Coached and managed in the Dominican Instructional League (1995-98).

PLAYING CAREER: Former infielder who played third and second base ... Eight-year pro who spent entire career in Phillies system ... Signed by the Phillies as an amateur free agent, 6/10/82 ... Re-signed with the Phillies as a minor league free agent, 12/14/88.

PERSONAL: Ramon Gaspar Henderson ... Married Sally Beckman (5/14/88); four children: Ashley Carmen (10/10/88), Jason Ramon (9/24/91), Christian Juan (10/30/95) and Matthew Jose (3/24/00) ... 1982 graduate of Juan Pablo Duarte High School (DR) ... Hobbies: Golf and pool.

RAMON HENDERSON'S PLAYING RECORD

YEAR	CLUB	AVG	G	AB	R	H	2B	3B	HR	RBI	BB	SO	SB
1982	Helena	.235	18	34	2	8	1	0	0	0	3	8	0
1983	Spartanburg	.298	65	198	36	59	11	1	2	21	23	40	7
1984	Peninsula	.265	115	378	57	100	19	0	10	51	51	78	2
1985	Peninsula	.188	72	218	21	41	8	1	1	18	17	57	2
	Reading	.244	17	45	3	11	2	0	0	4	3	5	1
1986	Reading	.279	85	269	33	75	12	1	3	28	24	37	6
1987	Reading	.261	75	226	28	59	20	1	0	27	19	34	6
1988	Maine	.190	54	126	8	24	1	1	2	11	14	36	1
1989	Reading	.217	92	290	31	63	9	0	0	22	31	56	1
Minors Totals		.247	593	1784	219	440	83	5	18	182	185	351	26



JOE KERRIGAN ★ PITCHING COACH

B-T: R-R

HT: 6-5 **WT:** 210

AGE: 50

BORN: January 30, 1954, Philadelphia, PA

RESIDES: Philadelphia, PA

MANAGING/COACHING CAREER: Entering his 2nd season as Phillies pitching coach . . . Named to position, 10/11/02 . . . In his 1st season, Phillies pitching staff led NL in shutouts (7) and tied for 3rd in complete games (9) . . . Began coaching career as MTL bullpen coach, 1983-86 . . . Was a minor league pitching coach in MTL system with AA Jacksonville (1987), AAA Indianapolis (1988-90) and AA Harrisburg (1991) during which his pitching staffs finished first in their leagues three times, second once and third once . . . Returned to big leagues in 1992 as MTL's pitching coach, where he remained through the 1996 season . . . Served as pitching coach for BOS from 1997 until 8/16/01, when he succeeded Jimmy Williams as the 42nd manager in Red Sox history . . . His BOS staffs compiled an 823-687 record . . . In 1999, his staff finished first in AL in ERA (4.00), SO (1,131) and SHO (12), and allowed the fewest hits (1,396), runs (718) and walks (469) while also finishing with the lowest batting avg against (.253) . . . As manager, the Red Sox posted a 17-26 record under his direction (82-79 overall) . . . Relieved of managerial duties during spring training of 2002 . . . Spent the 2002 season with Comcast SportsNet as a Phillies post-game analyst (and occasional color commentator).

PLAYING CAREER: Nine-year pro with parts of 4 seasons in the majors with the Expos (1976-77) and Orioles (1978, 1980) . . . Made just 2 starts in his 131 ML appearances . . . Originally selected by the Expos in the 1st round (10th overall) of the January 1974 draft . . . Made ML debut, 7/9/76 vs HOU . . . First 2 ML wins came on the same day during a doubleheader, 9/8/76 at STL . . . Was traded to BAL, 12/77 . . . In 1979, led International League with 64 appearances for Rochester and finished 3rd with 12 saves . . . Pitched for Indianapolis in 1981 . . . Came to Phillies spring training in 1982 as non-roster invitee and finished career with Oklahoma City (Phillies minor league affiliate), then Denver (Rangers) that season.

PERSONAL: Joseph Thomas Kerrigan . . . Married Abigail McKean (1/16/93); two children, Joseph Jr. (11/11/76) and Kelly (3/21/77) . . . Attended Temple University . . . Participated in the first non-professional event at Veterans Stadium, the Philadelphia Catholic League High School Championship baseball game for Father Judge High School in June 1971 . . . Son, Joey, was 32nd round selection by MTL in June 1995 draft, but chose to attend George Mason University . . . Later switched to Temple where he played 3rd base; was BOS's 46th round selection in June 1999 draft . . . Joe Sr.'s brother, Tom, was a catcher in the Phillies minor league system, 1963-64.

JOE KERRIGAN'S MAJOR LEAGUE PLAYING RECORD

YEAR	CLUB	W-L	ERA	G	GS	CG	SHO	SV	IP	H	R	ER	BB	SO
1976	MONTREAL	2-6	3.81	38	0	0	0	1	56.2	63	27	24	23	22
1977	MONTREAL	3-5	3.22	66	0	0	0	11	89.1	80	37	32	33	43
1978	BALTIMORE	3-1	4.77	26	2	0	0	3	71.2	75	44	38	36	41
1980	BALTIMORE	0-0	4.50	1	0	0	0	0	2.1	3	1	1	0	1
AL Totals		3-1	4.74	27	2	0	0	3	74.0	78	45	39	36	42
NL Totals		5-11	3.45	104	0	0	0	12	146.0	143	64	56	56	65
ML Totals		8-12	3.89	131	2	0	0	15	220.0	221	109	95	92	107



MILT THOMPSON ★ FIRST BASE COACH

B-T: L-R

HT: 5-11; **WT:** 210

AGE: 45

BORN: January 5, 1959, Washington, DC

RESIDES: Williamstown, NJ

15

COACHING CAREER: Named first base coach, 9/30/03 . . . First major league coaching position . . . Following his playing career (1984-96), joined the Devil Rays organization as the minor league outfield/baserunning coordinator in 1997 . . . Re-joined the Phillies in 1998 as a coach with Reading (AA), where he was for two seasons . . . Took 2000 off and returned to the organization as the minor league outfield/baserunning coordinator in 2001, a position he held through the 2003 season.

PLAYING CAREER: Played 18 years of pro ball with over 11 years in the big leagues with the Braves (1984-85), Phillies (1986-88; 1993-94), Cardinals (1989-92), Astros (1994-95), Dodgers (1996) and Rockies (1996) . . . Originally selected by Atlanta in 2nd round of 1979 draft . . . Only post-season experience came with the Phillies in 1993 . . . Hit .313 with 6 RBI in 1993 World Series and set a Phillies record with 5 RBI in Game 4 at Veterans Stadium.

PERSONAL: Milton Bernard Thompson . . . Married Rhonda Scott (5/27/96); four daughters, Torri (4/14/80), Jennifer Brooke (11/2/86), Courtney (1/3/93) and Alyssa (12/18/98) . . . 1977 graduate of Zadok Magruder High School (Washington, DC), where he played baseball, football and ran track . . . Attended Howard University where he played baseball . . . Played Little League and American Legion baseball . . . Hobby: Listening to music.

MILT THOMPSON'S MAJOR LEAGUE PLAYING RECORD

YEAR	CLUB	AVG	G	AB	R	H	2B	3B	HR	RBI	BB	SO	SB	CS
1984	ATLANTA	.303	25	99	16	30	1	0	2	4	11	11	14	2
1985	ATLANTA	.302	73	182	17	55	7	2	0	6	7	36	9	4
1986	PHILLIES	.251	96	299	38	75	7	1	6	23	26	62	19	4
1987	PHILLIES	.302	150	527	86	159	26	9	7	43	42	87	46	10
1988	PHILLIES	.288	122	378	53	109	16	2	2	33	39	59	17	8
1989	ST. LOUIS	.290	155	545	60	158	28	8	4	68	39	91	27	5
1990	ST. LOUIS	.218	135	418	42	91	14	7	6	30	39	60	25	9
1991	ST. LOUIS	.307	115	326	55	100	16	5	6	34	32	53	16	6
1992	ST. LOUIS	.293	109	208	31	61	9	1	4	17	16	39	18	4
1993	PHILLIES	.262	129	340	42	89	14	2	4	44	40	57	9	4
1994	PHILLIES	.273	87	220	29	60	7	0	3	30	23	28	7	2
	HOUSTON	.286	9	21	5	6	0	0	1	3	1	2	2	0
1995	HOUSTON	.220	92	132	14	29	9	0	2	19	14	37	4	2
1996	LOS ANGELES	.118	48	51	2	6	1	0	0	1	6	10	1	1
	COLORADO	.067	14	15	1	1	1	0	0	2	1	3	0	0
ML Totals		.274	1359	3761	491	1029	156	37	47	357	336	635	214	66

THOMPSON'S LEAGUE CHAMPIONSHIP SERIES RECORD

YEAR	CLUB, OPP.	AVG	G	AB	R	H	2B	3B	HR	RBI	BB	SO	SB	CS
1993	PHI, ATL	.231	6	13	2	3	1	0	0	0	1	2	0	0

THOMPSON'S WORLD SERIES RECORD

YEAR	CLUB, OPP.	AVG	G	AB	R	H	2B	3B	HR	RBI	BB	SO	SB	CS
1993	PHI, TOR	.313	6	16	3	5	1	1	1	6	1	0	0	0



GARY VARSHO ★ BENCH COACH

B-T: L-R

HT: 5-11 **WT:** 195

AGE: 42, turns 43 on June 20

BORN: June 20, 1961, Marshfield, WI

RESIDES: Chili, WI

MANAGING/COACHING CAREER: 2004 will be his third season as bench coach for manager Larry Bowa ... Named Phillies bench coach on 10/12/01, his first major league coaching position ... Spent previous 5 seasons as a minor league manager, compiling a 383-319 record (.546) ... Managed Reading (AA) for 3 seasons, 1999-2001, and compiled a 235-191 record (.551) ... Ranks 4th all-time in Reading history in wins ... Led Reading to Southern Division Championship in 2001 and a share of the Eastern League Championship ... Named 2001 Best Managing Prospect in the EL by *Baseball America* for the 2nd straight year ... 2000 EL Manager of the Year ... Was a coach for 2000 All-Star Futures Game in Atlanta ... Prior to joining Reading, managed 2 seasons (1997-98) at Wisconsin (A), Seattle's Midwest League team ... Made his managerial debut with Wisconsin in 1997 and won the Central Division first-half championship.

PLAYING CAREER: Played 14 years of pro baseball, including 8 seasons in the majors with the Cubs (1988-90), Pirates (1991-92, 1994), Reds (1993) and Phillies (1995) ... A former outfielder, he was originally selected by the Cubs in the 5th round of the June 1982 draft as a 2nd baseman ... Led the NL with a .393 (11-28) average after making his NL debut, 7/6/88 with the Cubs ... Had the NL's 11th-best average in the pinch in 1994, .286 (8-28) and led his club in pinch-hits in 1990 (11), 1991 (6), 1993 (9) and 1995 (12) ... Also led Phillies in pinch at-bats (46) in 1995 ... Appeared in 4 NLCS games with the Pirates, 2 in 1991 and 2 in 1992.

PERSONAL: Gary Andrew Varsho ... Married Kay Adams (9/15/84); two daughters, Andie (10/19/91) and Taylor (4/12/94) and one son, Daulton (7/2/96) ... Played collegiately at the University of Wisconsin-Oshkosh where he earned a bachelor's degree in Physical Education in 1989 ... Hobby: Hunting.

GARY VARSHO'S MAJOR LEAGUE PLAYING RECORD

YEAR	CLUB	AVG	G	AB	R	H	2B	3B	HR	RBI	BB	SO	SB	CS
1988	CHICAGO (NL)	.274	46	73	6	20	3	0	0	5	1	6	5	0
1989	CHICAGO (NL)	.184	61	87	10	16	4	2	0	6	4	13	3	0
1990	CHICAGO (NL)	.250	46	48	10	12	4	0	0	1	1	6	2	0
1991	PITTSBURGH	.273	99	187	23	51	11	2	4	23	19	32	9	2
1992	PITTSBURGH	.222	103	162	22	36	6	3	4	22	10	32	5	2
1993	CINCINNATI	.232	77	95	8	22	6	0	2	11	9	19	1	0
1994	PITTSBURGH	.256	67	82	15	21	6	3	0	5	4	19	0	1
1995	PHILLIES	.252	72	103	7	26	1	1	0	11	7	17	2	0
ML Totals		.244	571	837	101	204	41	11	10	84	55	146	27	5

VARSHO'S LEAGUE CHAMPIONSHIP SERIES RECORD

YEAR	CLUB, OPP.	AVG	G	AB	R	H	2B	3B	HR	RBI	BB	SO	SB	CS
1991	PIT, ATL	.500	2	2	0	1	0	0	0	0	0	1	0	0
1992	PIT, ATL	.500	2	2	0	1	0	0	0	0	0	0	0	0
LCS Totals		.500	4	4	0	2	0	0	0	0	0	1	0	0



JOHN VUKOVICH ★ THIRD BASE COACH

B-T: R-R

HT: 6-1; **WT:** 190

AGE: 56, turns 57 on July 31

BORN: July 31, 1947, Sacramento, CA

RESIDES: Voorhees, NJ

MANAGING/COACHING CAREER: 2004 marks his 17th as a coach for the Phillies (since 1988), the all-time franchise record, surpassing former bullpen coach Mike Ryan's 16 years (1980-95) ... Entering his eighth season as Phillies third base coach, fourth under manager Larry Bowa ... Served initially as the club's first base coach, then dugout coach and has coordinated spring training since 1993 ... Was a coach for the MLB All-Star team which traveled to Japan in 2000 ... Served as a coach for the Chicago Cubs for 6 years (1982-87) in various capacities including first base, third base and dugout ... Also worked with Cub infielders and hitters ... Was interim manager for one day, June 13, 1986 between Jim Frey and Gene Michael, winning one and losing one in a doubleheader ... Named Phillies interim manager, September 23, 1988 when Lee Elia was fired, and posted a 5-4 record.

PLAYING CAREER: Played 16 years of pro baseball, including parts of 10 seasons in the major leagues with the Phillies, Brewers and Reds ... Originally drafted by the Phils in 1966 ... Involved in a 7-player trade after the 1972 season, going to Milwaukee ... Traded to Cincinnati in 1975 and was a member of the Reds' World Series Champion team ... Returned to Phillies organization in 1976 where he played until 1981 (member of the 1980 World Champs) ... Also a member of 3 league champions in the minor leagues (Spartanburg, 1967; Eugene, 1972; and Oklahoma City, 1970 - under manager Lee Elia) ... Led his league four times in fielding by a third baseman.

PERSONAL: John Christopher Vukovich ... Married Bonnie Loughran; two children, Nicole (10/4/74) and Vincent (5/6/80) ... Graduate of Amador County High School (Sutter Creek, CA) ... Graduate of American River College (Sacramento) with an associate's degree in Physical Education ... Son, Vince, was selected by the Phillies in 20th round of June 2001 draft ... Hobbies: Hunting and fishing.

JOHN VUKOVICH'S MAJOR LEAGUE PLAYING RECORD

YEAR	CLUB	AVG	G	AB	R	H	2B	3B	HR	RBI	BB	SO	SB
1970	PHILLIES	.125	3	8	1	1	0	0	0	0	1	0	0
1971	PHILLIES	.166	74	217	11	36	5	0	0	14	12	34	2
1973	MILWAUKEE	.125	55	128	10	16	3	0	2	9	9	40	0
1974	MILWAUKEE	.188	38	80	5	15	1	0	3	11	1	16	2
1975	CINCINNATI	.211	31	38	4	8	3	0	0	2	4	5	0
1976	PHILLIES	.125	4	8	2	1	0	0	1	2	0	2	0
1977	PHILLIES	.000	2	2	0	0	0	0	0	0	0	1	0
1979	PHILLIES	.200	10	15	0	3	1	0	0	1	0	3	0
1980	PHILLIES	.161	49	62	4	10	1	1	0	5	2	7	0
1981	PHILLIES	.000	11	1	0	0	0	0	0	0	0	1	0
AL Totals		.149	93	208	15	31	4	0	5	20	10	56	2
NL Totals		.168	184	351	22	59	10	1	1	24	19	53	2
ML Totals		.161	277	559	37	90	14	1	6	44	29	109	4



MICK BILLMEYER ★ CATCHING INSTRUCTOR

B-T: L-R

HT: 6-2; **WT:** 225

AGE: 39, turns 40 on April 24

BORN: April 24, 1964, Funkstown, MD

RESIDES: Hagerstown, MD

PLAYING/COACHING CAREER: Named major league catching instructor, 9/30/03 ... Selected by Orioles in 2nd round of 1985 draft ... Played in Orioles (1985-88, 93), Rangers (1988-89) and Angels (1990-92) organizations ... Played for Independent League Rochester Aces in 1993 ... Hit .250 with 29 HR, 210 RBI in 537 minor league games ... Released from Rockies organization in spring of 1994 ... Was the Angels' Bullpen/Workout Coordinator from 1994-99 ... Appeared as a pinch-hitter in Hall of Fame Game, 8/5/96 (2-run HR) ... Joined the Phillies organization as minor league Catching Coordinator in 2000.

PERSONAL: Michael Frederick Billmeyer ... Single ... Attended North Carolina State University.

MEDICAL STAFF



MICHAEL G. CICCOTTI, MD – DIRECTOR OF MEDICAL SERVICES

BORN: November 3, 1960, Scranton, PA ... **RESIDES:** Penn Valley, PA ... Married Patricia Ann McDade; four children, Michael, Matthew, Emily and Caroline.

Sixth season with the Phillies ... Graduate of the College of the Holy Cross in Worcester, MA and Georgetown University School of Medicine in Washington, DC ... Completed an Orthopaedic Residency Training at Thomas Jefferson University Hospital followed by a Fellowship in Sports Medicine at the Kerlan-Jobe Sports Clinic in Los Angeles, CA ... Served as Team Physician Assistant for all the Los Angeles professional sports teams and the University of Southern California athletic program while in LA ... Returned to the Rothman Institute and

Thomas Jefferson University where he is an orthopaedic sports medicine specialist and serves as Clinical Associate Professor of Orthopaedic Surgery, Director of the Sports Medicine Fellowship Program and Chief of the Division of Sports Medicine at Thomas Jefferson University ... Has served as orthopaedic consultant for the US Women's National Soccer Team, the Philadelphia Flyers and the Philadelphia Eagles ... Recognized by the Pennsylvania Orthopaedic Society, the Eastern Orthopaedic Society, the American Academy of Orthopaedic Surgeons and the American Orthopaedic Society for Sports Medicine for his contributions to orthopaedic research and sports medicine ... Named as one of the Top Doctors in Philadelphia as well as one of the Best Doctors in America ... Also currently serves as Team Physician for St. Joseph's University, the Philadelphia Marathon and the Philadelphia Distance Run.



JOHN M. MCSHANE, MD – ASSISTANT DIRECTOR OF MEDICAL SERVICES

BORN: May 13, 1959, Philadelphia, PA ... **RESIDES:** Wayne, PA ... Married, wife's name is Colleen; two children, Brendan and Casey.

Sixth year as Assistant Team Physician ... Earned a BS degree in Biology, with honors, from Villanova University ... Graduated from Temple University School of Medicine in 1987 ... Residency in Family Medicine and Fellowship in Sports Medicine at UCLA Medical Center in Los Angeles, where he served as team physician for football, basketball, tennis and gymnastics ... Served as Medical Liaison to United States Olympic Festival ... Team Physician to Women's Junior National Basketball Team, 1992 ... Following his fellowship, was hired as the Director of

Sports Medicine at the University of California, Berkeley ... Returning home in 1995, he was appointed Director of the Sports Medicine Fellowship Program at Thomas Jefferson University, in the department of Family Medicine ... Director of Sports Medicine at Riddle Memorial Hospital ... Has served as Team Physician to the Philadelphia Eagles, Philadelphia Phantoms, and Philadelphia Kixx ... Currently Team Physician to the Philadelphia Freedoms of the World Team Tennis Pro League, Major League Lacrosse, Cabrini College, Neumann College, Cheyney University, Radnor High School, Garnet Valley High School and Williamson Free Trade School and the Philadelphia Marathon and Distance Run ... Named as one of the Top Doctors in Philadelphia ... Member of the American College of Sports Medicine and serves on the Board of Directors of the American Medical Society for Sports Medicine.

MEDICAL STAFF



JEFF COOPER - ATHLETIC TRAINER

BORN: December 30, 1951, Wilmington, DE ... **RESIDES:** Wilmington, DE ... Married Alice Denise Bennett; two daughters, Sarah (7/8/81) and Amanda (10/10/83).

Twenty-fourth year as Phillies head athletic trainer, longest stint for an athletic trainer in Philadelphia sports history ... He worked five years as assistant under Don Seger beginning in 1976; accepted the head trainer position in 1981 ... Began career as an athletic trainer in the Phillies system in 1970 with the Pulaski farm club ... Also worked at Reading and Caguas, PR ... Graduate of Conrad High School ... Holds BS degree in Physical Education from the University of Delaware ... MS degree in Athletic Training from Indiana State University ...

Certified member of the National Athletic Trainers Association, 1976 ... Member of the American College of Sports Medicine and the National Strength and Conditioning Association ... Member: Steering Committee of the Baseball and Spitting Tobacco Initiative of Major League Baseball, National Cancer Institute, National Institute of Dental Research ... Member: National Advisory Board of the National Spit Tobacco Education Program, Oral Health America ... Consultant: Physiotherapy Associates, Memphis, TN ... Served two terms as President, PBATS (Professional Baseball Athletic Trainers Society), 1990-1993 ... Selected to serve as National League athletic trainer at the 1985, 1991 and 1996 All-Star Games ... Received University of Delaware Presidential Citation for Outstanding Achievement in 1993 ... Received PBATS Athletic Training Staff of the Year award for 1994 ... Selected to serve as athletic trainer for MLB All-Star team which traveled to Japan in 2002 ... Named one of the Most Distinguished Athletic Trainers for 2003 by the National Athletic Trainers Association, an award that honors those who provide outstanding dedication and service to the profession of athletic training at the local, state, national or international level ... One of 14 recipients.

PHILLIES ATHLETIC TRAINERS

1941-45 Leo Miller
1946-47 Dusty Cooke
1948-62 Frank Wiechec

1963-68 Joe Liscio
1969-80 Don Seger
1981- Jeff Cooper



MARK ANDERSEN - ASSISTANT ATHLETIC TRAINER

BORN: June 18, 1959, Philadelphia, PA ... **RESIDES:** West Chester, PA ... Married Victoria Andre; one daughter, Rachel Vaughn (9/10/92).

Nineteenth year as Phillies assistant athletic trainer, beginning in 1986 ... First worked as student athletic trainer with the Phillies from 1981-83 ... Worked at Spartanburg (1984), Peninsula (1985) and Zulia of the Venezuelan Winter League (1985-87) ... Served as athletic trainer for Phillies Dream Week, 1986-97 ... Graduate of Abington (PA) High School ... Graduate of East Stroudsburg State University with a BS degree in Physical Education ... Certified member of the National Athletic Trainers Association, 1983 ... Member of the

Pennsylvania Athletic Trainers Society and the National Strength and Conditioning Association ... Received PBATS (Professional Baseball Athletic Trainers Society) Athletic Training Staff of the Year award for 1994 ... Selected to serve as National League athletic trainer at the 1998 All-Star Game.



SCOTT HOFFMAN - CONDITIONING COORDINATOR

BORN: April 8, 1967, Lowville, NY ... **RESIDES:** Palm Harbor, FL ... Single.

Ninth year as Phillies Conditioning Coordinator, hired towards the end of the 1995 season (August 25) ... Was the minor league strength and conditioning coach for the Cleveland Indians organization, 1991-95 ... Graduated from Springfield College in 1989 with a BS degree in Health and Fitness ... Held an internship with the US Naval Academy in 1989 ... Was a graduate assistant at the University of Akron, 1990-91 ... Member of National Strength and Conditioning Association (NSCA) and is Certified Strength and Conditioning Specialist (CSCS).

CLUBHOUSE PERSONNEL



FRANK COPPENBARGER - MANAGER, EQUIPMENT AND TEAM TRAVEL

BORN: April 9, 1956, Decatur, IL ... **RESIDES:** Cherry Hill, NJ ... One daughter, Caitlyn Sangita (8/29/90), and one son, John Roy (7/11/94).

Sixteenth year as Phillies Equipment Manager, beginning in 1989 ... In addition, assumed team travel responsibilities in 1999 ... Selected as Equipment Manager for Major League Baseball's tour of Japan in 1998 ... Began his career in baseball helping out in the clubhouse and as batboy, 1967-1974, for the Decatur Giants of the Midwest League ... Was Equipment Manager for Quad Cities (1977) and Salinas (1978) of the California Angels organization ... Went 0-for-1 in his first/last professional plate appearance with Salinas, 8/30/78 (2) vs Lodi (batted 3rd as the DH)

... Worked for Springfield, St. Louis Cardinals' triple-A club, 1979-81 ... Promoted to Assistant Equipment Manager for St. Louis, 1981-88 ... Graduate of Stephen Decatur (IL) High School ... Attended Millikin (IL) University.



KEVIN STEINHOURL - MANAGER, VISITING CLUBHOUSE

BORN: May 16, 1968, Springfield, IL ... **RESIDES:** Tabernacle, NJ ... Married Tina George (2/6/88); two daughters, Kylie Rae (6/11/96) and Brooke Alexa (3/22/99).

Thirteenth season as manager of the visiting clubhouse, beginning in 1992 ... Joined the Phillies in September 1989 as Assistant Equipment Manager ... Began his career helping out in the clubhouse and as batboy, 1981-87, for Springfield (A) ... Was Equipment Manager at Louisville (AAA), 1988-89 ... 1986 graduate of Springfield-Lanphier (IL) High School, the same school that produced Phillies Hall of Famer Robin Roberts.



PHIL SHERIDAN - ASSISTANT, HOME CLUBHOUSE

BORN: June 9, 1970, Philadelphia, PA ... **RESIDES:** Woolwich Township, NJ ... Married Christina Grasso (1/3/98); one son, Luke Thomas (1/24/00), and one daughter, Samantha Marie (12/9/03).

Thirteenth season with the Phillies, beginning in June 1992 ... Worked in the Phillies home clubhouse, 1992-97 ... Was assistant in the visiting clubhouse in 1998 and began his current position as assistant in the home clubhouse in 1999 ... 1988 graduate of Malvern Prep and 1992 graduate of the University of Notre Dame ... At Notre Dame was senior student equipment manager on scholarship ... Fighting Irish participated in two Orange Bowls (1990 and 1991) and the Sugar Bowl (1992) during his stay ... Member of Notre Dame Monogram Club.



DAN O'ROURKE - ASSISTANT EQUIPMENT MANAGER

BORN: January 9, 1967, Philadelphia, PA ... **RESIDES:** Cherry Hill, NJ ... Married Lisa Gibson (12/3/94); two daughters, Darby Ann (1/14/97) and Megan Ruth (1/22/99); one son, Daniel Thomas (9/28/03).

Enters his fourth season with the Phillies as their assistant clubhouse manager, following 10 years with the Houston Astros in the same position, ... In addition is responsible for the umpires' room ... Previously worked for the Phillies as a batboy and clubhouse attendant (1985-1990) ... Member of Phillies 1996 All-Star Game clubhouse staff ... 1984 graduate of Northeast High School.



2004 PHILLIES ROSTER

Manager: Larry Bowa (10) **Coaches:** Greg Gross (8), Ramon Henderson (59), Joe Kerrigan (16), Milt Thompson (15), Gary Varsho (7), John Vukovich (18) **Catching Instructor:** Mick Billmeyer (17)
Team Physicians: Dr. Michael Ciccotti, Dr. John McShane **Athletic Trainer:** Jeff Cooper **Assistant Athletic Trainer:** Mark Andersen **Conditioning Coordinator:** Scott Hoffman

NO.	PITCHERS (21)	B-T	HT	WT	BORN	BIRTHPLACE	RESIDENCE	2003 CLUB(S)	WL	ERA	G	GS	CG	SHO	SV	IP	H	R	ER	HR	BB	SO	WP	BK	MILSER		
55	Alvarez, Victor	L-L	5-10	155	11/8/76	Cullatan, Mexico	Cullatan, Mexico	LOS ANGELES Las Vegas	0-1	12.71	5	0	0	0	0	5.2	9	8	1	1	6	3	0	0	0.059		
61	Bucktree, Keith	L-R	6-2	200	11/27/80	Claremore, OK	Claremore, OK	Clearwater Reading	7-7	3.33	19	17	0	0	0	110.2	104	50	41	8	9	29	68	3	0.000		
48	Coggins, David	R-R	6-4	212	10/30/76	Covina, CA	Upland, CA	PHILLIES Clearwater-a Scranton-a	Injured - Did not pitch 0-0	2.25	3	3	0	0	0	4.0	3	1	1	0	1	2	2	0	2.121		
37	Cormier, Rheel	L-L	5-10	195	4/23/67	Moncton, NB, Canada	West Palm Beach, FL	PHILLIES	8-0	1.70	65	0	0	0	0	84.2	54	18	16	4	1	25	67	0	11.054		
56	Geary, Geoff	R-R	6-0	167	8/26/76	Buffalo, NY	El Cajon, CA	Scranton PHILLIES	9-4	2.16	46	3	0	0	5	87.2	73	26	21	3	4	13	80	1	0.033		
50	Hancock, Josh	R-R	6-3	205	4/11/78	Cleveland, MS	Tupelo, MS	Scranton PHILLIES	10-9	3.86	28	27	2	#2	0	165.2	147	78	71	14	6	46	122	4	0.054		
35	Hernandez, Roberto	R-R	6-4	250	11/11/64	Santurce, PR	Gulport, FL	ATLANTA Richmond-a	5-3	4.35	66	0	0	0	0	60.0	61	36	29	10	3	43	45	0	12.020		
28	Junge, Eric	R-R	6-5	215	1/5/77	Manhasset, NY	Philadelphia, PA	Scranton PHILLIES	1-0	3.06	10	8	0	0	0	47.0	38	20	16	2	3	16	42	1	0.039		
63	Madson, Ryan	L-R	6-6	190	8/28/80	Long Beach, CA	Moreno Valley, CA	Clearwater Scranton PHILLIES	0-0	5.63	2	2	0	0	0	8.0	11	5	5	0	0	2	9	0	0.027		
34	Millwood, Kevin	R-R	6-4	235	12/24/74	Gastonia, NC	Duluth, GA	PHILLIES	14-12	4.01	35	35	5	#3	0	222.0	210	103	99	19	4	68	169	2	6.059		
21	Milton, Eric	L-L	6-3	208	8/4/75	State College, PA	Ft. Myers, FL	Ft. Myers-a MINNESOTA	0-0	0.00	1	1	0	0	0	2.0	1	0	0	0	0	2	2	0	6.000		
39	Myers, Brett	R-R	6-4	223	8/17/80	Jacksonville, FL	Jacksonville, FL	PHILLIES	14-9	4.43	32	32	1	1	0	193.0	205	99	95	20	9	76	143	9	1.068		
44	Padilla, Vicente	R-R	6-2	219	9/27/77	Chinandega, Nicaragua	Chinandega, Nicaragua	PHILLIES	14-12	3.62	32	32	1	1	0	208.2	196	94	84	22	16	62	133	3	3.105		
64	Perez, Franklin	R-R	6-2	228	6/10/78	Bani, DR	Bani, DR	Injured - Did not pitch																	0.000		
67	Ramirez, Elizardo	R-R	6-0	180	1/28/83	Villa Mella, DR	Santo Domingo, DR	Clearwater	13-9	3.78	27	25	1	0	0	*157.1	181	85	66	4	4	33	101	4	2	0.000	
62	Simon, Alfredo	R-R	6-4	215	5/8/81	Santiago, DR	Santiago, DR	Lakewood	5-0	3.79	14	7	0	0	2	71.1	59	32	30	4	3	25	66	5	1	0.000	
57	Smith, Bud	L-L	6-0	170	10/23/79	Torrance, CA	Lakewood, CA	Clearwater Reading	1-0	1.47	4	2	0	0	0	18.1	10	3	3	0	0	4	12	0	0	0.170	
47	Telemaco, Amaury	R-R	6-3	234	1/19/74	Higuey, DR	La Romana, DR	Scranton PHILLIES	10-9	3.24	25	24	#3	#2	0	155.1	125	59	56	15	3	22	116	5	4.046		
13	Wagner, Billy	L-L	5-11	195	7/25/71	Tannersville, VA	Charlottesville, VA	HOUSTON	1-4	3.97	8	8	0	0	0	45.1	41	22	20	5	7	11	29	3	0		
43	Wolf, Randy	L-L	6-0	200	8/22/76	Camoga Park, CA	West Hills, CA	PHILLIES	16-10	4.23	33	33	2	2	0	200.0	176	101	94	27	6	78	177	6	4	1.139	
38	Worrell, Tim	R-R	6-4	230	7/5/67	Pasadena, CA	Glendale, AZ	SAN FRANCISCO	4-4	2.87	76	0	0	0	0	38	78.1	74	35	25	5	0	28	65	5	0	10.087

* League Leader # Tied for League Lead a-Rehabilitation Assignment



2004 PHILLIES ROSTER

NO.	CATCHERS (2)	B-T	HT	WT	BORN	BIRTHPLACE	RESIDENCE	2003 CLUB(s)	AVG	G	AB	R	H	2B	3B	HR	RBI	SH	SF	HP	BB	SO	SB	CS	E	MISER
24	Lieberthal, Mike	R-R	6-0	190	1/18/72	Glendale, CA	Westlake Village, CA	PHILLIES	.313	131	508	68	159	30	1	13	81	0	3	12	38	59	0	0	9	9.005
3	Pratt, Todd	R-R	6-3	236	2/9/67	Bellevue, NE	Deerfield Beach, FL	PHILLIES	.272	43	125	16	34	10	1	4	20	1	2	6	22	38	0	0	1	9.052

NO.	INFELDERS (10)	B-T	HT	WT	BORN	BIRTHPLACE	RESIDENCE	2003 CLUB(s)	AVG	G	AB	R	H	2B	3B	HR	RBI	SH	SF	HP	BB	SO	SB	CS	E	MISER
4	Bell, David	R-R	5-10	181	9/14/72	Cincinnati, OH	Jupiter, FL	PHILLIES	.195	85	297	32	58	14	0	4	37	0	6	4	41	40	0	0	8	8.048
65	Howard, Ryan	L-L	6-4	230	11/19/79	St. Louis, MO	Wildwood, MO	Clearwater	*.304	130	490	67	149	32	1	*23	82	0	5	8	50	151	0	0	10	0.000
12	Machado, Anderson	S-R	5-11	170	1/25/81	Caracas, VZ	Caracas, VZ	Reading	.196	123	423	80	83	19	4	5	20	8	1	*108	120	*49	15	26	0.020	
								PHILLIES	—	1	0	0	0	0	0	0	0	0	0	0	0	0	0	0	0	0
9	Perez, Tomas	S-R	5-11	192	12/29/73	Barquisimeto, VZ	Barquisimeto, VZ	PHILLIES	.265	125	298	39	79	18	1	5	33	4	2	0	23	54	0	1	9	5.140
27	Polanco, Placido	R-R	5-10	190	10/10/75	Santo Domingo, DR	Miami, FL	PHILLIES	.289	122	492	87	142	30	3	14	63	8	4	8	42	38	14	2	6	5.064
68	Richardson, Juan	R-R	6-1	215	1/27/79	Bani, DR	Bani, DR	Reading	.270	65	248	37	67	9	0	15	34	2	2	5	17	69	2	1	16	0.000
11	Rollins, Jimmy	S-R	5-8	167	11/27/78	Oakland, CA	Alameda, CA	PHILLIES	.263	156	628	85	165	42	6	8	62	5	2	0	54	113	20	12	14	3.015
25	Thome, Jim	L-R	6-4	244	8/27/70	Peoria, IL	Aurora, OH	PHILLIES	.266	159	578	111	154	30	3	*47	131	0	5	4	111	*82	0	3	5	11.042
26	Utley, Chase	L-R	6-1	183	12/17/78	Pasadena, CA	Las Vegas, NV	PHILLIES	.239	43	134	13	32	10	1	2	21	0	1	6	11	22	2	0	3	0.060
								Scranton	.323	113	431	80	139	26	2	18	77	0	7	11	41	75	10	4	13	
23	Wooten, Shawn	R-R	5-10	220	7/24/72	Glendora, CA	St. Louis Park, MN	ANAHEIM	.243	98	272	25	66	8	0	7	32	0	3	1	24	45	0	4	2	3.045

NO.	OUTFIELDERS (7)	B-T	HT	WT	BORN	BIRTHPLACE	RESIDENCE	2003 CLUB(s)	AVG	G	AB	R	H	2B	3B	HR	RBI	SH	SF	HP	BB	SO	SB	CS	E	MISER
53	Abreu, Bobby	L-R	6-0	211	3/11/74	Aragua, VZ	Aragua, VZ	PHILLIES	.300	158	577	99	173	35	1	20	101	0	7	2	109	126	22	9	6	6.165
5	Burrell, Pat	R-R	6-4	223	10/10/76	Eureka Springs, AR	Clearwater, FL	PHILLIES	.209	146	522	57	109	31	4	21	64	0	1	4	72	142	0	0	6	3.131
29	Byrd, Marlon	R-R	6-0	229	8/30/77	Boynton Beach, FL	San Diego, CA	PHILLIES	.303	135	495	86	150	28	4	7	45	4	3	7	44	94	11	1	5	1.023
								Scranton-a	.750	1	4	1	3	1	0	0	0	0	0	0	0	0	0	0	0	0
								Reading-a	.313	3	16	3	5	0	0	1	3	0	0	0	0	0	0	0	0	
6	Gianviti, Doug	R-R	6-2	174	8/25/70	Hackensack, NJ	Philadelphia, PA	TEXAS	.272	52	195	22	53	5	0	4	14	2	0	0	6	25	4	0	0	7.075
								Oklahoma	.162	9	37	4	6	0	0	0	3	0	0	1	2	3	1	0	0	
								Frisco-a	.133	4	15	2	2	0	0	0	0	0	0	0	0	0	0	0	1	
								CHICAGO (NL)	.235	28	51	2	12	0	0	1	2	1	1	0	2	4	0	1	0	
33	Ledee, Ricky	L-L	6-1	216	11/22/73	Ponce, PR	Salinas, PR	PHILLIES	.247	121	255	37	63	15	2	13	46	1	1	0	4	59	0	0	0	5.023
22	Michaels, Jason	R-R	6-0	204	5/4/76	Tampa, FL	Tampa, FL	Clearwater-a	.000	4	14	1	0	0	0	0	0	0	0	0	2	4	0	0	0	2.016
								PHILLIES	.330	76	109	20	36	11	0	5	17	0	0	1	15	22	0	0	1	
66	Padilla, Jorge	R-R	6-2	205	8/11/79	Rio Piedras, PR	Carolina, PR	Reading	.295	46	173	21	51	13	1	2	23	0	1	1	18	29	11	8	1	0.000

* League Leader # Tied for League Lead a-Rehabilitation Assignment





2004 PHILLIES ROSTER

NON-ROSTER PLAYERS

NO.	PITCHERS (5)	B-T	HT	WT	BORN	BIRTHPLACE	RESIDENCE	2003 CLUB(S)	W-L	ERA	G	GS	CG	SHO	SV	IP	H	R	ER	HR	HB	BB	SO	WP	BK	MILSER
75	Crowell, Jim	R-L	6-4	225	5/14/74	Minneapolis, MN	Valparaiso, IN	Scranton	0-8	4.12	54	0	0	0	9	542.63	31	25	5	2	23	42	0	1	0.021	
80	Floyd, Gavin	R-R	6-4	212	1/27/83	Annapolis, MD	Severna Park, MD	Clearwater	7-8	3.00	24	20	1	1	0	1380.128	61	46	9	7	45	115	6	0	0.000	
79	Hameis, Cole	L-L	6-3	175	1/22/783	San Diego, CA	San Diego, CA	Lakewood	6-1	0.84	13	13	1	1	0	742.32	8	7	0	3	25	115	3	0	0.000	
								Clearwater	0-2	2.73	5	5	0	0	0	26.1	29	9	8	0	1	14	32	2	0	
72	Squires, Matt	L-L	5-10	200	1/24/79	Lewiston, ID	Lewiston, ID	Clearwater	4-2	1.86	41	0	0	0	2	630.61	14	13	1	0	23	52	5	2	0.000	
70	Wedel, Jeremy	R-R	6-4	195	11/27/76	Wasco, CA	Wasco, CA	Scranton	1-0	3.76	17	0	0	0	0	26.1	28	12	11	2	1	9	18	2	0	0.000

NO.	CATCHERS (4)	B-T	HT	WT	BORN	BIRTHPLACE	RESIDENCE	2003 CLUB(S)	AVG	G	AB	R	H	2B	3B	HR	RBI	SH	SF	HP	BB	SO	SB	CS	E	MILSER
54	Hinch, A.J.	R-R	6-1	200	5/15/74	Waverly, IA	Scottsdale, AZ	Toledo	.259	55	185	20	48	15	1	4	23	2	1	4	13	38	0	1	3	4.078
								DETROIT	.203	27	74	7	15	3	1	3	11	1	2	2	3	18	0	0	2	
73	Jacobson, Russ	R-R	6-3	210	10/14/77	Phoenix, AZ	Scottsdale, AZ	Reading	.275	37	109	9	30	4	0	1	5	0	1	4	7	16	1	3	0.000	
77	Pratt, Trent	R-R	6-2	210	8/25/79	Salt Lake City, UT	Wichita, KS	Clearwater	.217	78	253	31	55	13	1	0	25	2	1	3	26	50	1	0	5	0.000
71	Salazar, Jeremy	R-R	6-0	190	3/18/76	Lafayette, LA	Breaux Bridge, LA	Scranton	.182	71	231	16	42	7	0	3	25	3	3	1	15	51	0	0	8	0.000

NO.	INFELDERS (3)	B-T	HT	WT	BORN	BIRTHPLACE	RESIDENCE	2003 CLUB(S)	AVG	G	AB	R	H	2B	3B	HR	RBI	SH	SF	HP	BB	SO	SB	CS	E	MILSER
58	Collier, Lou	R-R	5-10	190	8/21/73	Chicago, IL	Chicago, IL	Pawtucket	.293	103	392	58	115	19	4	14	69	0	6	8	32	94	8	7	3.017	
								BOSTON	.000	4	1	0	0	0	0	0	0	0	0	0	0	0	0	0	1	0
78	Hitchcox, Brian	L-R	5-11	175	7/21/78	Crossville, TN	Clearwater, FL	Reading	.250	92	304	36	76	13	4	5	27	5	1	7	41	54	8	5	6	0.000
								Scranton	.222	15	45	2	10	1	0	1	2	0	0	0	0	3	1	0	0	
76	Rushford, Jim	L-L	6-1	190	3/24/74	Chicago, IL	San Diego, CA	Oklahoma	.190	24	84	8	16	4	1	0	9	0	2	2	8	11	2	0	1	0.000
								Indianapolis	.311	99	373	43	116	12	0	9	50	0	2	7	30	33	4	3	4	

NO.	OUTFIELDERS (2)	B-T	HT	WT	BORN	BIRTHPLACE	RESIDENCE	2003 CLUB(S)	AVG	G	AB	R	H	2B	3B	HR	RBI	SH	SF	HP	BB	SO	SB	CS	E	MILSER
74	Budzinski, Mark	L-L	6-2	180	8/26/73	Baltimore, MD	Richmond, VA	Indianapolis	.270	46	159	27	43	7	1	1	12	4	1	1	16	39	7	2	0	0.012
								Louisville	.274	74	259	53	71	15	3	1	15	2	1	3	37	56	10	4	2	
								CINCINNATI	.000	4	7	0	0	0	0	0	0	0	0	0	0	4	0	0	0	
60	Smith, Mark	R-R	6-3	220	5/7/70	Pasadena, CA	Arcadia, CA	Indianapolis	.294	103	388	46	114	25	2	15	62	0	2	5	21	58	3	2	4.141	
								MILWAUKEE	.238	33	63	8	15	4	0	3	10	0	2	0	4	13	0	0	1	

* League Leader # Tied for League Lead a-Rehabilitation Assignment

2004 PHILLIES PLAYERS

BOBBY ABREU ★ RF

(Pronounced uh-BRAY-ew)

B-T: L-R

HT: 6-0; WT: 211

AGE: 29, turns 30 on March 11

BORN: March 11, 1974, Aragua, VZ

RESIDES: Aragua, VZ

ML SERVICE: 6 years, 165 days

HOW OBTAINED: Acquired from Tampa Bay Devil Rays for Kevin Stocker, 11/18/97.

CONTRACT STATUS: Signed a five-year contract extension, 2/20/02, taking him through 2007 with a club option for 2008.



53

2004
PHILLIES

2003 SEASON: Finished 4th in NL with 109 walks, becoming just the 2nd Phillie in franchise history to walk 100+ times in 5 straight seasons and first since OF Roy Thomas did it in 6 straight (1899-1904) ... He became just the 3rd Phillie in club history to walk 100+ times in any 5 seasons, joining Thomas (1899-1904; 06) and 3B Mike Schmidt (1974-77; 79; 82-83), who did it 7 times each ... Had 5th straight 20 HR/20 SB season ... Phillies were 17-3 when he homered in a game ... His 69 career HR at Veterans Stadium stand as 5th-most in the ballpark's history ... Finished 5th in NL in home avg (.349), 6th in RISP (.361), tied for 7th in IBB (13), 8th in on-base % (.409) and plate appearances (695), 9th in steals (22) ... Had .400+ on-base % for 5th time in last 6 seasons ... Had 6 OF assists to give him 65 in his Phillies career, 20th on the all-time list ... Led team in hits (173) and steals (22) ... His first 2 HR were hit off LHP - 4/5 vs PIT (Joe Beimal) and 4/25 vs SF (Scott Eyre) ... Homered in back-to-back games 3 times, 4/25-26 vs SF (5 RBI), 6/21-22 vs BOS (2 RBI) and 7/8-9 at MTL (5 RBI) ... Hit in the leadoff spot, 6/13-19 (5 games) ... Singled for his 1,000th career hit, 7/4 vs FLA (Carl Pavano) ... Hit 2-run HR in the 7th inning, 7/9 at MTL, in 2-0 win ... Had 11 RBI over a 5-game span, 7/20-24 ... Slugged 3rd career grand slam, 7/24 at CHI (off Kerry Wood), and became just the 2nd Phillie in club history to get 5 RBI in one inning (6th); Von Hayes did it, 6/11/85 vs NYM ... Reached base in 8 consecutive plate appearances, 9/12-14 (6 H, 2 BB) ... Entered final game of season at .299 with 99 RBI and 99 runs and went 1-for-3 with 2 RBI ... On the Phillies' all-time list, ranks 1st in on-base % (.414), 7th in walks (612) and intentional walks (64); 9th in average (.310) and sacrifice flies (33); 11th in home runs (133) and stolen bases (163).

CAREER: 13-year pro ... **1990:** Signed by Astros as a non-drafted free agent, 8/21 ... **1991:** Hit .301 in 1st pro season while in the Gulf Coast League (R) ... Led league with 13 OF assists ... **1992:** Hit .292 at Asheville and finished among Astros organizational leaders in runs (81), AB (480), hits (140) and BB (63) ... Earned South Atlantic League Player of the Week honors as an 18-year-old, 6/15-21 ... Tallied 15 assists ... **1993:** Moved up to Osceola (A) ... Set club record with a Florida State League-high 17 triples in 129 games ... Also led club with 21 doubles and 18 assists ... **1994:** Advanced to Jackson (AA) where he hit .303 in 118 games ... Led Texas League with .530 slugging % ... 2nd-youngest player in league at 20 years of age ... Finished 3rd in TL in triples (9), tied for 4th in extra-base hits (50), tied for 5th in HR (16) and 8th in batting ... HR and RBI (73) totals led club ... Drew 4 walks, 5/14 vs El Paso ... Had 2 HR in 5-4 win, 7/9 vs San Antonio ... Best month was July when he hit .366 (30-82), 2nd-best in league ... **1995:** Spent 1st season in triple-A at Tucson ... At 21 was club's youngest player ... Named Astros' 5th-best prospect and Pacific Coast League's 4th-best prospect by *Baseball America* ... Hit .304, reaching the .300 mark for the 3rd time in 5 pro seasons ... Led all professional baseball in triples, matching his career best (17) ... Also led Pacific Coast League in OF assists (18), 2nd in walks (67) and tied for 5th in extra-base hits (51) ... His 75 RBI was 3rd-best in Astros farm system ... **1996:** Spent full season at Tucson, hitting .285 with 24 stolen bases in 132 games ... Named Astros' 3rd-best prospect and PCL's 5th-best prospect by *Baseball America* ... Again led PCL in triples (16) ... Hit .512 (22-43) in 10 games, 4/24-5/3; hit .387 (24-62), 3 HR, 15 RBI in 17-game stretch, 6/9-23 ... Led Astros minor leaguers in R (86), 3B, BB (83) and OF assists (15) ... Recalled by Astros, 9/1 ... Appeared in 15 games for HOU with 4 starts (3 in LF, 1 in RF) ... Collected 1st ML hit (single) as a pinch-hitter, 9/24 vs NYM (Bobby Jones) ... Had 1st ML RBI, 9/28 vs FLA ... Played winter ball for Magallanes; led all batters with a .588 average in Caribbean World Series ... **1997:** Rated by *Baseball America* as HOU's 3rd-best prospect ... Astros' Opening Day right fielder ... Hit safely in first 9 games (.290, 9-31) and in 14 of first 18 games, .300 (15-50) to open season ... Hit 1st two ML HR, 4/28 vs COL (Wright and Reed) ... On DL, 5/23-6/30, with a fractured hamate bone in right hand ... Had 2 rehab stints at New Orleans (AAA) and Jackson (AA) ... Activated from DL, 7/1 ... Optioned to New Orleans (AAA), 7/16 ... Had two 6-game hit streaks at New Orleans: 6/29-7/21 (.417, 10-24) and 7/29-8/3 (.458, 11-24) ... Recalled on 8/31 ... Hit .306 (11-36) in 16 games after recall ... Was 4-for-9 (.444) as a pinch-hitter ... Hit .349 (15-43) with runners in scoring position and .316 (24-76) with runners on base ... 3rd overall pick in Expansion Draft by Tampa Bay, 11/18 ... Traded to Phillies for Kevin Stocker, 11/18 ... Played winter ball for Caracas, VZ ... **1998:** Led Phillies in hitting (.312) and on-base % (.409)427 avg with runners in scoring position was tops in the majors ... His .320 avg (33-103) vs LHP ranked 6th in NL among LH hitters ... 17 assists were 3rd in NL and most by a Phillie since Glenn Wilson's 18 in '87 ... Twice collected season-best 4 hits: 4/7 vs FLA (4-4, 2 BB) and 5/6 vs COL (4-5, 3 RBI) ... Had 2nd career 2-HR game, 5/28 at CHI ... Had season-high 12-game hit streak, 6/13-25, .404



(19-47), 1 HR, 12 RBI ... Had season-high 4 RBI, 6/21 at CHI ... Average was .300 or higher the entire season ... Played winter ball for Caracas, VZ ... **1999:** Reached career highs in AVG (.335), R (118), H (183), 3B (11) and BB (109)335 avg ranked 3rd in NL and was highest by a Phillie since Tony Gonzalez hit .339 in 1967446 on-base % ranked 3rd in NL and was highest by a Phillie since Rich Ashburn's .449 mark in 1955 ... 11 triples were tied for 1st in NL; 1st Phillie to tie or lead NL in triples since Juan Samuel (15) in 1987 ... Ranked 5th in NL in walks and tied for 5th in runs ... Had 20 HR and 27 SB, becoming 6th Phillie in history to reach 20 in each category; 1st since Von Hayes in 1989 ... Was 1 of 3 players in the majors with at least 10 2B, 3B, HR and SB; 13th player in club history to accomplish the feat and 1st since Juan Samuel, who did it a club-record 4 times (1984-87) ... Hit 1st career grand slam, 4/16 vs FLA (Rafael Medina) ... Hit 1st career inside-the-park HR, 5/14 vs NYM ... Scored career-high 4 runs, 7/29 vs FLA ... Had career-high 5 hits, 8/8 vs ARI ... Had club-best 14-game hit streak, 8/17-9/1, .434 (23-53), 14 runs, 3 HR, 16 RBI ... Had career-high 6 RBI and tied career-high 2 HR (3rd time), 8/24 vs SD ... Had 8 OF assists and ranked 11th among NL OF in fielding % (.989, 3 E, 271 TC) ... Had club-best .346 avg with runners in scoring position ... Underwent arthroscopic surgery to remove loose bodies from right elbow, 10/4, performed by Dr. Michael Ciccotti ... **2000:** Became 1st Phillie since Juan Samuel (1984-87) to reach double figures in 2B (42), 3B (10), HR (25) and SB (28) in consecutive seasons; was also only NL player to accomplish it ... Totaled 25 HR and 28 SB to become just 2nd Phillie player to reach 20-20 mark in consecutive seasons since Mike Schmidt (1974-75) ... Tied for 4th in NL in triples and OF assists (13); 5th in avg vs RHP (.339); 6th in doubles and day batting avg (.356); 7th in walks; tied for 9th in on-base % (.416) and 9th in home batting avg (.338) ... Became 1st Phils OF with back-to-back 20-HR seasons since Luzinski, who did it 4 straight years (1975-78; 34, 21, 39, 35) ... Hit 2nd career grand slam, 7/17 at NYY ... Hit 10th-inning, GW inside-the-park HR, 8/27 vs SF ... Hit conventional HR in same game, becoming 1st Phil with both a conventional and inside-the-park HR in the same game since Scott Rolen, 7/2/99 vs CHI ... Played winter ball for Caracas, VZ, finishing 2nd on team with .365 average and 2nd in the league with 11 HR ... **2001:** Became 1st Phillie in franchise history to reach 30 HR/30 SB mark when he hit 2 HR, 9/30 at FLA; 2nd major leaguer of the season to do it (Vladimir Guerrero), 1st Venezuelan-born player and 25th overall in MLB history ... Finished tied for 1st in NL in games (162), tied for 3rd in walks (106), 4th in doubles (48) and stolen bases (36), tied for 9th in runs (118), extra-base hits (83) and OF assists (11) ... His 31 HR were most by a Phillie since Mike Lieberthal's 31 in 1999 and his 83 extra-base hits were most since Klein's 103 in 1932 ... Was the 11th different Phillie and 1st since Scott Rolen in 1998 to have 30 HR/100 RBI ... First Phillie to play 162 games since Pete Rose and Gary Matthews in 1982 ... First Phillie to reach 100 RBI and 30 steals since Sherry Magee in 1910 ... Reached career highs in HR (31), RBI (110) and SB (36) ... Set a Phillies franchise record for steals by a right fielder, surpassing Elmer Flick's record of 35, set in 1900 ... NL Player of the Week, 5/28-6/3, .522 (12-23), 13 R, 3 2B, 3 HR, 10 RBI, 1.043 SLG, .625 OBP, 4 SB ... Hit 3rd career inside-the-park HR, 6/24 at FLA ... Stole 100th career base, 6/26 vs ATL ... His 30 RBI in June were the most in a month by a Phillie since Darren Daulton did it in May 1993 ... Scored a run in 12 straight games (15 total), 6/23-7/4; longest streak since Lenny Dykstra scored in 15 straight in 1993 ... Walked in a team-high 7 straight games (8 total), 6/26-7/1 ... Homered off John Franco, 7/22 vs NYM; his only season HR vs a LHP and 1st HR Franco allowed to a lefty since 9/22/93 vs PIT (Dave Clark) ... Hit 2 HR, 9/30 at FLA ... Played winter ball for Caracas, VZ and was honored during Venezuelan All-Star game as first 30/30 player in the country's history ... Voted 4th-best defensive OF in VZ league by league's managers and coaches ... **2002:** Led the NL with 50 doubles, becoming only the 3rd Phillie ever to reach that mark (Chuck Klein, 1930, 1932 & Ed Delahanty, 1899) ... Became first Phillie to lead the NL in doubles since Von Hayes tied for the lead in 1986 (46) and only the 2nd Phillie with 3 straight 40-double seasons (Delahanty, 1895-97) ... Hit 20+ HR, walked 100+ times and scored 100+ runs for the 4th straight season ... Stole 30+ bases for the 2nd straight season ... Ranked 5th in the NL in road batting avg (.327), 6th in walks (104), tied for 7th in extra-base hits (76) and stolen bases (31), 8th in on-base % (.413), tied for 8th in OF assists (10), 9th in hits (176), tied for 10th in runs (102) and multi-hit games (50) and 11th in average (.308) ... Missed 2 games with a strained left hamstring, 4/11-12, halting a streak of 174 consecutive games ... His 1st OF assist, 4/20 at PIT, was the 50th of his career ... Hit career HR #100, 6/1 vs MTL (Tony Armas); it was also his 53rd career HR at the Vet, passing Juan Samuel for 6th place on Phils all-time list (finished season with 57) ... Started in CF for the 1st time in his career, 6/1 vs MTL ... Overall, made 17 starts in CF and did not commit an error in 31 chances ... Hit a career-high 2 triples, 7/18 vs CHI ... Hit 2 HR, 9/5 at MTL; 7th career multi-homer game ... Had a career- and team-best 17-game hit streak, 9/5-24 (.455, 30-66, 8 2B, 3B, 3 HR, 11 RBI), to raise his avg from .289 to .309 ... **Misc:** Has finished with a .400+ OBP in 5 of the last 6 seasons ... Has 129 career multi-walk games ... Reached double figures in assists in 5 of his 7 minor league seasons and in 4 of his 6 full ML seasons.

PERSONAL: Bob Kelly Abreu ... Single; one daughter, Emily Paola ... Signed by Astros at the age of 16 ... Purchased \$10,000 in tickets to most Friday evening games for children in his "Abreu's Amigos" program in 2003 ... In the program, children receive jerseys, coupons for concessions and the chance to meet Bobby on the field during batting practice ... In 2001 served as Honorary Chairman for the American Red Cross Blood Drive ... Played winter ball in Venezuela, 1994-2001 ... Had 3 brothers in pro baseball; Dennis played in Cubs' minor league system; Nielsen played in Phillies' minor league system; Nelson played for Camden of the independent Atlantic League ... Hobby: Listening to salsa music.

BOBBY ABREU'S CAREER RECORD

YEAR	CLUB	AVG	G	AB	R	H	2B	3B	HR	RBI	SH	SF	HP	BB	SO	SB	CS	E
1991	Astros, GCL	.301	56	183	21	55	7	3	0	20	2	3	1	17	27	10	6	3
1992	Asheville	.292	135	480	81	140	21	4	8	48	0	3	3	63	79	15	11	11
1993	Osceola	.283	129	474	62	134	21	*17	5	55	1	3	1	51	90	10	14	8
1994	Jackson	.303	118	400	61	121	25	9	16	73	0	6	3	42	81	12	10	4
1995	Tucson	.304	114	415	72	126	24	*17	10	75	0	8	1	67	120	16	14	7
1996	Tucson	.283	132	484	86	137	14	*16	13	68	2	2	2	83	111	24	18	7
	HOUSTON	.227	15	22	1	5	1	0	0	1	0	0	0	2	3	0	0	0
1997	HOUSTON	.250	59	188	22	47	10	2	3	26	0	0	1	21	48	7	2	2
	Jackson-a	.167	3	12	2	2	1	0	0	0	0	0	0	1	5	0	0	0
	New Orleans-a	.268	47	194	25	52	9	4	2	22	1	3	0	21	49	7	4	1
1998	PHILLIES	.312	151	497	68	155	29	6	17	74	4	4	0	84	133	19	10	8
1999	PHILLIES	.335	152	546	118	183	35	#11	20	93	0	4	3	109	113	27	9	3
2000	PHILLIES	.316	154	576	103	182	42	10	25	79	0	3	1	100	116	28	8	4
2001	PHILLIES	.289	#162	588	118	170	48	4	31	110	0	9	1	106	137	36	14	8
2002	PHILLIES	.308	157	572	102	176	*50	6	20	85	0	6	3	104	117	31	12	5
2003	PHILLIES	.300	158	577	99	173	35	1	20	101	0	7	2	109	126	22	9	6
Minors Totals		.290	734	2642	410	767	122	70	54	361	6	28	11	345	562	94	77	41
ML Totals		.306	1008	3566	631	1091	250	40	136	569	4	33	11	635	793	170	64	36

* League Leader # Tied for League Lead a-Rehabilitation Assignment

ABREU'S DIVISION SERIES RECORD

YEAR	CLUB	OPP.	AVG	G	AB	R	H	2B	3B	HR	RBI	SH	SF	HP	BB	SO	SB	CS	E
1997	HOU	ATL	.333	3	3	0	1	0	0	0	0	0	0	0	0	2	1	0	0

ABREU'S CAREER TRANSACTIONS

- Signed by Houston Astros as a free agent, August 21, 1990.
- On disabled list with fractured hamate bone in right hand, May 23-June 30, 1997; included rehabilitation assignments to Jackson, June 23-26 and New Orleans, June 27-30.
- Selected by Tampa Bay Devil Rays in 3rd round of Major League Expansion Draft, November 18, 1997.
- Traded to Philadelphia for Kevin Stocker (ss), November 18, 1997.

ABREU'S CAREER BATTING BREAKDOWN

2003					CAREER					
AVG	AB	H	HR	RBI	AVG	AB	H	HR	RBI	
.238	21	5	2	3	Arizona	.315	146	46	5	30
.239	71	17	0	9	Atlanta	.270	337	91	4	36
.211	19	4	1	7	Chicago	.331	163	54	10	42
.250	36	9	1	5	Cincinnati	.313	176	55	4	27
.348	23	8	2	6	Colorado	.305	174	53	11	32
.292	65	19	0	5	Florida	.338	364	123	16	56
.143	21	3	0	4	Houston	.296	135	40	8	29
.208	24	5	2	4	Los Angeles	.273	161	44	6	23
.320	25	8	0	3	Milwaukee	.309	149	46	4	25
.369	65	24	4	15	Montreal	.294	330	97	16	54
.270	63	17	2	12	New York	.301	339	102	13	44
-	-	-	-	-	Philadelphia	.211	19	4	0	2
.400	20	8	1	4	Pittsburgh	.294	180	53	7	27
.480	25	12	0	2	St. Louis	.296	179	53	3	20
.333	21	7	0	6	San Diego	.360	175	63	7	41
.381	21	8	2	7	San Francisco	.314	153	48	7	26



ABREU'S CAREER BATTING BREAKDOWN (Continued)

2003					CAREER					
AVG	AB	H	HR	RBI	AVG	AB	H	HR	RBI	
.154	13	2	0	0	Anaheim	.154	13	2	0	0
.231	13	3	0	1	Baltimore	.330	106	35	3	15
.500	10	5	2	4	Boston	.254	63	16	3	7
-	-	-	-	-	Chicago	.250	12	3	0	1
-	-	-	-	-	Cleveland	.333	9	3	0	1
-	-	-	-	-	Detroit	.500	14	7	0	2
-	-	-	-	-	Minnesota	.200	10	2	0	0
-	-	-	-	-	New York	.286	42	12	3	7
.400	10	4	1	3	Oakland	.400	10	4	1	3
.455	11	5	0	1	Seattle	.455	11	5	0	1
-	-	-	-	-	Tampa Bay	.298	47	14	2	12
-	-	-	-	-	Toronto	.327	49	16	3	6
.250	4	1	0	1	March	.300	10	3	0	1
.275	102	28	3	16	April	.293	574	168	17	85
.238	84	20	5	19	May	.277	600	166	23	93
.313	96	30	4	11	June	.332	579	192	25	100
.337	98	33	5	25	July	.301	598	180	23	97
.324	102	33	2	16	August	.330	609	201	27	109
.308	91	28	1	13	September	.298	561	167	20	80
-	-	-	-	-	October	.400	35	14	1	4
.349	281	98	11	56	Home	.311	1738	540	72	294
.253	296	75	9	45	Road	.301	1828	551	64	275
.299	177	53	8	35	Day	.305	1095	334	45	190
.300	400	120	12	66	Night	.306	2471	757	91	379
.251	263	66	6	36	Grass	.302	1492	451	47	215
.341	314	107	14	65	Turf	.309	2074	640	89	354
.274	332	91	14	56	Pre-ASG	.297	1940	576	69	304
.335	245	82	6	45	Post-ASG	.317	1626	515	67	265
.272	180	49	3	31	vs LHP	.277	914	253	7	125
.312	397	124	17	70	vs RHP	.316	2652	838	129	444
.361	155	56	7	83	RISP	.325	850	276	37	419
.313	16	5	1	19	Bases loaded	.343	70	24	3	83
-	-	-	-	-	Pinch-hitting	.219	32	7	0	6
-	-	-	-	-	DH	.320	25	8	0	3

ABREU'S CAREER STATS BY BALLPARK

	AVG	AB	H	HR	RBI		AVG	AB	H	HR	RBI
Bank One Ballpark	.296	71	21	1	11	Miller Park	.229	35	8	2	9
Turner Field	.260	181	47	3	17	Olympic Stadium	.280	175	49	11	33
Wrigley Field	.341	85	29	7	28	Shea Stadium	.291	172	50	4	22
Cinergy Field	.414	70	29	2	9	Veterans Stadium	.312	1629	508	69	279
Great American Ball Park	.296	27	8	1	5	Three Rivers Stadium	.244	41	10	2	6
Coors Field	.316	79	25	5	10	PNC Park	.400	35	14	1	4
Pro Player Stadium	.312	189	59	7	28	Busch Stadium	.337	83	28	2	15
Astrodome	.280	132	37	4	19	Qualcomm Stadium	.359	92	33	1	16
Minute Maid Park	.296	54	16	4	9	3Com Park	.273	33	9	0	3
Dodger Stadium	.189	90	17	2	9	SBC Park	.292	48	14	1	6
County Stadium	.348	46	16	0	3						
Angel Stadium	.154	13	2	0	0	Comerica Park	.500	14	7	0	2
Camden Yards	.351	57	20	2	6	Yankee Stadium	.263	19	5	2	5
Fenway Park	.176	34	6	1	2	Tropicana Field	.385	26	10	1	9
Jacobs Field	.333	9	3	0	1	SkyDome	.407	27	11	1	3

ABREU'S CAREER FIELDING

POSITION	PCT	G	PO	A	E	TC	DP
Outfield	.982	978	1853	69	36	1958	9

ABREU'S GAME HIGHS

HITS: 5 – 8/8/99 vs ARI ... **RUNS:** 4 – 7/29/99 vs FLA; 4/9/03 vs ATL; 4/26/03 vs SF ... **DOUBLES:** 3 – 5/4/00 vs CIN ... **TRIPLES:** 2 – 7/18/02 vs CHI ... **HOME RUNS:** 2 – 7 times, last: 9/5/02 at MTL ... **RBI:** 6 – 8/24/99 vs SD ... **WALKS:** 4 – 7/4/98 vs MIL; 5/7/02 vs HOU ... **STOLEN BASES:** 2 – 17 times, last: 8/2/03 vs SD ... **HITTING STREAK:** 17 games – 9/5-24/02 ... **PINCH-HR:** None ... **GRAND SLAMS:** 1 – 4/16/99 vs FLA (Medina); 7/17/00 at NYY (Grimsley); 7/24/03 at CHI (Wood) ... **INSIDE-THE-PARK HR:** 1 – 5/14/99 vs NYM; 8/27/00 vs SF; 6/24/01 at FLA.



VICTOR ALVAREZ ★ LHP

B-T: L-L

HT: 5-10; **WT:** 155

AGE: 27, turns 28 on November 8

BORN: November 8, 1976, Culiacan, Sinaloa, Mexico

RESIDES: Culiacan, Sinaloa, Mexico

ML SERVICE: 59 days

HOW OBTAINED: Claimed off waivers from Dodgers, 12/19/03.

2003 SEASON: Began season with Las Vegas (AAA) ... Placed on DL, 4/3 (left elbow flexion contracture) ... Activated on 4/10 ... Did not allow an earned run in first 14.1 IP (5 G) ... 12 of first 13 appearances came in relief ... Dodgers Minor League Pitcher of the Month for May (2-1, 1.27 ERA, 10 G) ... Recalled on 6/4 and did not appear in a game before being optioned back on 6/6 ... Minor league ERA did not go over 1.00 until 6/14 vs Tacoma (4 ER, 6.0 IP) ... Allowed 11 ER in 11.0 IP over 3-game span, 6/14-7/5 ... Placed on DL, 6/20 (left hamstring strain) ... Activated on 7/5, but placed back on DL, 7/6 with same injury ... Activated again, 7/27 ... Held minor league left-handed hitters to .203 avg ... Had 1.71 ERA in 15 minor league relief appearances ... Recalled again on 8/2 and made 5 ML appearances before being optioned for final time, 8/30.

CAREER: Seven-year pro ... **1997:** Split season between La Romana Dodgers (R) in Dominican Summer League and Great Falls (A) ... Combined to go 6-1, 2.93 ERA with 68 SO in 58.1 IP ... **1998:** Loaned to Mexico City Reds for entire season ... **1999:** Began season with Vero Beach (A) ... Held opponents to .215 avg ... Florida State League Pitcher of the Week, 6/28-7/4 (7.0 IP, 1 CG, 1 ER, 7 SO) ... Promoted to San Antonio (AA) for remainder of season ... **2000:** Was on loan to Mexico City to begin season ... Returned to LA, 6/12, and was assigned to San Antonio ... Transferred to Vero Beach, 6/29, and made 4 starts before returning to San Antonio, 7/23, for remainder of season ... **2001:** Split season between Jacksonville (AA) and Las Vegas (AAA) and combined to go 9-4, 3.42 ERA in 28 starts with 134 SO in 163.0 IP ... Gave up a run in 3rd inning of first start, 4/6, and then proceeded to pitch 29.0 consecutive scoreless innings ... During the streak, he gave up just 12 hits and 5 BB with 33 SO ... Allowed just 1 hit and 1 BB with 10 SO in 7.0 IP, 4/16 at Carolina ... Went 1-0, 0.30 ERA in April and was named Dodgers Minor League Pitcher of the Month ... Southern League Pitcher of the Week, 4/27-5/3 (1-0, 7.0 IP, 0 R, 2 H, 11 SO) ... Promoted to Las Vegas, 5/4 ... Won 4 straight decisions, 6/22-7/28 ... Returned to Jacksonville, 7/16, and made a pair of starts ... Re-joined Las Vegas, 7/26, for remainder of season ... Went 3-0, 2.78 ERA in 5 July starts ... Struck out 11 batters, 8/4 vs Colorado Springs ... Pitched winter ball for first-place Mochis in Mexican Pacific League (4-1, 2.83 ERA, 11 G, 9 GS) ... **2002:** Began season with Las Vegas (AAA) ... Shuttled between starting and relieving ... After losing first 3 decisions of season, won 10 of next 12 ... Struck out a season-high 10 batters, 5/25 at Portland (6.0 IP) ... Posted a 1.39 ERA (5 ER, 32.1 IP) over final 12 appearances before being recalled on 7/28 ... Made ML debut, 7/30 at CIN ... Optioned back to Las Vegas, 8/2 ... Recalled again on 9/1 ... Took loss in first ML start, 9/29 vs SD (7.0 IP, 2 ER) ... In relief for Las Vegas, was 4-0, 2.41 ERA (11 ER, 41.0 IP).

PERSONAL: Victor Aurelio Alvarez ... Attended Universidad Autonoma Sinaloa Jesusita Neda ... Signed by Dodger scout Mike Brito.



VICTOR ALVAREZ' CAREER RECORD

YEAR	CLUB	W-L	ERA	G	GS	CG	SHO	SV	IP	H	R	ER	HR	HB	BB	SO	WP	BK
1997	Dodgers, DSL	2-0	0.90	3	0	0	0	0	10.0	4	1	1	1	1	5	18	0	1
	Great Falls	4-1	3.35	12	8	0	0	0	48.1	49	30	18	0	3	17	50	2	3
1998	Mexico City	3-4	3.62	22	12	0	0	2	79.2	93	39	32	3	3	49	36	3	3
1999	Vero Beach	4-4	1.97	12	12	1	0	0	73.0	56	21	16	4	2	16	57	1	1
	San Antonio	4-3	3.67	9	9	0	0	0	56.1	58	27	23	5	2	10	43	1	0
2000	San Antonio	0-3	3.91	11	8	0	0	0	48.1	44	27	21	3	7	30	43	0	0
	Vero Beach	1-1	5.16	4	4	0	0	0	22.2	17	14	13	6	0	11	20	1	0
	Mexico City	0-2	6.33	7	6	0	0	0	21.1	30	15	15	3	3	14	14	0	0
2001	Jacksonville	2-0	1.20	8	8	0	0	0	45.0	27	6	6	1	1	7	40	2	0
	Las Vegas	7-4	4.27	20	20	0	0	0	118.0	115	63	56	12	6	41	94	4	5
2002	Las Vegas	10-7	4.70	34	15	0	0	3	122.2	132	69	64	11	3	39	106	4	1
	LOS ANGELES	0-1	4.35	4	1	0	0	0	10.1	9	5	5	1	0	2	7	0	0
2003	Las Vegas	4-4	2.70	22	7	0	0	1	63.1	53	25	19	2	1	15	47	1	0
	LOS ANGELES	0-1	12.71	5	0	0	0	0	5.2	9	8	8	1	1	6	3	0	0
Minors Totals		38-27	3.55	135	90	1	0	5	608.0	555	283	237	45	26	191	518	16	11
ML Totals		0-2	7.31	9	1	0	0	0	16.0	18	13	13	2	1	8	10	0	0

ALVAREZ' MAJOR LEAGUE HITTING TOTALS

	AVG	AB	R	H	2B	3B	HR	RBI	SH	SF	HP	BB	SO	SB	CS	E
Career	.000	2	0	0	0	0	0	0	0	0	0	0	2	0	0	0

ALVAREZ' CAREER TRANSACTIONS

- Signed by Los Angeles Dodgers as a non-drafted free agent, May 16, 1997.
- Claimed off waivers by Philadelphia, December 19, 2003.

ALVAREZ' CAREER PITCHING BREAKDOWN

2003					CAREER					
W-L-S	ERA	G	IP	ER	W-L-S	ERA	G	IP	ER	
0-0-0	5.40	1	1.2	1	Atlanta	0-0-0	5.40	1	1.2	1
0-0-0	0.00	1	1.0	0	Chicago	0-0-0	0.00	1	1.0	0
-	-	-	-	-	Cincinnati	0-0-0	11.57	2	2.1	3
-	-	-	-	-	Colorado	0-0-0	0.00	1	1.0	0
0-1-0	10.80	2	1.2	2	Florida	0-1-0	10.80	2	1.2	2
0-0-0	33.75	1	1.1	5	Houston	0-0-0	33.75	1	1.1	5
-	-	-	-	-	San Diego	0-1-0	2.57	1	7.0	2
-	-	-	-	-	July	0-0-0	11.57	2	2.1	3
0-1-0	12.71	5	5.2	8	August	0-1-0	12.71	5	5.2	8
-	-	-	-	-	September	0-1-0	2.25	2	8.0	2
-	-	-	-	-	Home	0-1-0	2.57	1	7.0	2
0-1-0	12.71	5	5.2	8	Road	0-1-0	11.00	8	9.0	11
0-0-0	3.38	2	2.2	1	Day	0-1-0	2.53	4	10.2	3
0-1-0	21.00	3	3.0	7	Night	0-1-0	16.88	5	5.1	10
0-1-0	12.71	5	5.2	8	Grass	0-2-0	7.31	9	16.0	13
0-1-0	12.71	5	5.2	8	Post-ASG	0-2-0	7.31	9	16.0	13
-	-	-	-	-	Starter	0-1-0	2.57	1	7.0	2
0-1-0	12.71	5	5.2	8	Reliever	0-1-0	11.00	8	9.0	11

ALVAREZ' CAREER STATS BY BALLPARK

	W-L-S	ERA	G	IP	ER		W-L-S	ERA	G	IP	ER
Turner Field	0-0-0	5.40	1	1.2	1	Pro Player Stadium	0-1-0	10.80	2	1.2	2
Wrigley Field	0-0-0	0.00	1	1.0	0	Minute Maid Park	0-0-0	33.75	1	1.1	5
Cinergy Field	0-0-0	11.57	2	2.1	3	Dodger Stadium	0-1-0	2.57	1	7.0	2
Coors Field	0-0-0	0.00	1	1.0	0						

ALVAREZ' CAREER FIELDING

POSITION	PCT	G	PO	A	E	TC	DP
Pitcher	1.000	9	0	1	0	1	0

ALVAREZ' GAME HIGHS

STRIKEOUTS: 5 – 9/29/02 vs SD ... **WALKS:** 4 – 8/26/03 at HOU ... **LONGEST OUTING:** Starter: 7.0 inn. – 9/29/02 vs SD ... Reliever: 1.2 inn. – 8/2/03 at ATL ... **WINNING STREAK:** None ... **LOSING STREAK:** 2 games – 7/30/02-current.

DAVID BELL ★ 3B



B-T: R-R

HT: 5-10; **WT:** 181

AGE: 31, turns 32 on September 14

BORN: September 14, 1972, Cincinnati, OH

RESIDES: Jupiter, FL

ML SERVICE: 8 years, 48 days

HOW OBTAINED: Signed by Phillies as a free agent, 11/24/02.

CONTRACT STATUS: Signed a four-year contract, 11/24/02, taking him through 2006.

2003 SEASON: Tied his career high with 3 runs scored twice in the 1st month of the season, 3/31 at FLA (Opening Day) and 4/12 at CIN ... Scored 13 runs in his first 10 games of season and hit safely in 9 of those games ... Was the first Phillie to homer in 2003, 4/3 at FLA (Mark Redman) ... Missed 3 games with back spasms, 4/6-9 ... Had a season-best 11-game hit streak, 5/13-24 (.368, 14-38, 5 2B, 1 HR, 6 RBI, 7 BB) ... Tied his career high with 4 RBI, 6/14 at CIN ... Placed on 15-day DL, 7/11, with a lower back and hip strain ... Activated on 9/23 and started 2 games (9/23 and 9/25 at FLA) before shutting down for remainder of season ... Overall, made 81 starts at 3rd base and 3 at 2nd base.

CAREER: 14-year pro ... **1990:** Began pro career with Gulf Coast Indians (R) ... Hit safely in first 10 pro games ... Promoted to Burlington (A) ... **1991:** Spent season with Columbus (A) ... Led South Atlantic League 3rd basemen in assists (268), total chances (398) and games (136) ... 3rd-hardest player to strike out in SAL (1 SO/10.68 AB) ... **1992:** Led Kinston (A) in games (123) and at-bats (464) ... **1993:** Spent entire season with Canton (AA) ... At 20 years old, was the youngest player in Eastern League ... Finished 4th in EL in hits (141) ... Led club in games (134) ... Named EL Player of the Week, 6/28-7/4 ... Had a 16-game hit streak, 6/7-7/13 ... Led EL 3rd basemen in double plays (32) ... Rated 10th-best prospect in EL by *Baseball America* ... **1994:** Played for Charlotte (AAA) ... His 88 RBI were 3rd-most in International League and 2nd-most in CLE farm system ... Finished 5th in IL in hits (141) and had the best fielding % among the league's 3rd basemen (.950) ... Named IL's Best Defensive 3rd baseman by *Baseball America* ... **1995:** Began season with Buffalo (AAA) ... Made ML debut with CLE, 5/3 vs DET ... Went hitless in 2 at-bats before being optioned back to Buffalo ... Traded to STL, 7/27 ... Appeared in 18 games for Louisville (AAA) before being recalled to STL ... 1st ML hit was a double, 8/19 vs ATL (Brad Clontz) ... Hit 1st ML home run, 8/30 at CIN ... **1996:** Began season with STL ... Made 45 appearances at 3rd base and 20 at 2nd base ... Committed only 1 error in 78 TC at 2nd base ... Hit only HR of season, 4/13 vs PHI ... Optioned to Louisville, 7/12 ... Recalled on 9/2 and appeared in 5 games for STL ... **1997:** Began season with STL ... Made 34 starts for STL (13 at 2B, 12 at 3B and 9 at SS) ... Placed on DL, 4/29-6/30, with a fractured finger on left hand ... Had 2 rehab stints with Louisville (6 G) and Arkansas (AA, 9 G) ... Collected 15 of his 30 ML hits during August, batting .319 (15-for-47) ... **1998:** Began season with STL ... Claimed off waivers by CLE, 4/14 ... Hit 1st career inside-the-park HR, 4/15 vs SEA (Randy Johnson) in 1st at-bat with CLE ... Tied career high with 4 hits, 8/7 at TB ... Traded to SEA, 8/31 ... Made 16 starts for SEA (13 at 2B, 2 at 1B and 1 at 3B) and also appeared in LF ... Hit safely in 17 of 20 games with SEA in which he had a plate appearance, including career-best 12 straight games to end season ... Made only 1 error at 2nd base ... **1999:** Combined with Alex Rodriguez to set ML record for HR by middle-infield combination with 62 ... Hit career-best 21 HR and drove in 78 runs, setting SEA club records for HR and RBI by a 2nd baseman ... Was among toughest players in AL to double up, grounding into just 7 double plays ... Stepped into starting 2nd baseman position when Carlos Guillen moved to shortstop after Alex Rodriguez went on 15-day DL, 4/9 ... Ended season leading all AL 2nd basemen in putouts (313) and double plays (118) ... His 157 games were 2nd-highest on club (Ken Griffey, Jr. led with 160) and 160 hits were 3rd (Griffey, 173; Edgar Martinez, 169) ... Homered in 3 straight games twice (5/2-5, 5/12-15) ... Slugged 3 doubles in Inaugural Game at SAFECO Field, 7/15 vs SD ... Made 2 starts at 1st base ... Batted leadoff in 38 games ... Was named Unsung Hero by SEA Chapter of BBWAA ... **2000:** Began season as club's starting 2nd baseman before moving to 3rd base after injury to Carlos Guillen ... Made 122 starts (81 at 3B, 40 at 2B and 1 at 1B) ... Club was 24 games over .500 in his starts (73-49) ... Hit just .171 in April (12-79), but rebounded to hit .260 rest of way ... Made 1st career appearance at shortstop, 6/30 vs TEX, starting at 3rd



before moving to shortstop late in game ... Played all 4 infield positions, including a start at 1st base, 9/2 at BOS ... Hit solo HR to lead off 7th inning to break 2-2 tie in SEA's wild card-clinching 5-3 win, 10/1 at ANA ... Hit .313 (5-16), 10 RBI with bases loaded ... Hit .364, 1 RBI in ALDS vs CWS and .222 in ALCS vs NYY, his 1st post-season experience ... **2001:** Ranked 4th among AL 3rd basemen with .961 fielding % and finished 5th with 363 total chances ... Had a career-high 4 RBI, 5/9 at BOS ... Had 4 straight multi-hit games, 8/12-16 (.600, 9-15) ... Set club record with 8 hits over two-game span, 8/22 (5 H) and 8/23 (3 H) ... Set career high and tied club mark with 5 hits, 8/22 vs DET (fell triple short of cycle) ... Started at 1st base, 8/23 vs DET, and collected 1st career multi-HR game; was 3-for-4 with 2 solo HR ... Missed 13 games, 9/10-10/4, with strained muscle in his ribcage ... Hit .313 in ALDS vs CLE, including his first post-season HR, a solo shot off Chuck Finley in Game 2, 10/11 at SEA, a 5-1 win ... **2002:** Recipient of SF's annual Willie McCovey Award, an honor bestowed by vote of teammates, coaches and training staff for the most inspirational player on club ... Led team with 154 games ... Ranked 3rd among NL 3rd basemen with .973 fielding % ... His 20 HR were 1 shy of career high set in 1999 ... Began season as 2nd baseman due to injury to Jeff Kent ... Went 2-for-3, 2 R, HR, BB, RBI in season opener, 4/2 at LA ... Hit 1st career leadoff HR, 5/10 at MTL ... Started at all 4 infield positions ... Overall, made 128 starts at 3B, 10 at 2B, 3 at SS and 2 at 1B ... Hit .317 with RISP ... Appeared in post-season for 3rd consecutive year ... Hit .412 in 5 NLCS games vs STL, including a solo HR off Matt Morris in the 5th inning of Game 5, 10/14 at SF; the Giants' 7th run in a 9-6 victory ... Hit .304 in 7 World Series games vs ANA, including a game-winning RBI single in the 8th inning of Game 4, 10/23 at SF, 4-3.

PERSONAL: David Michael Bell ... Married Kristi Kimener (11/27/99) ... 1990 graduate of Moeller High School (OH), where he helped lead school to 1989 state title ... Was a member of Mickey Mantle (1988) and Connie Mack (1989) World Series winners ... Son of former 3rd baseman Buddy Bell and grandson of former outfielder Gus Bell ... Brothers, Mike and Rick, also play professionally.

DAVID BELL'S CAREER RECORD

YEAR	CLUB	AVG	G	AB	R	H	2B	3B	HR	RBI	SH	SF	HP	BB	SO	SB	CS	E
1990	Indians, GCL	.261	30	111	18	29	5	1	0	13	0	1	4	10	8	1	1	7
	Burlington	.167	12	42	4	7	1	1	0	2	0	1	1	2	5	2	1	3
1991	Columbus	.230	136	491	47	113	24	1	5	63	3	7	5	37	50	3	2	31
1992	Kinston	.252	123	464	52	117	17	2	6	47	2	7	1	54	66	2	4	20
1993	Canton-Akron	.292	129	483	69	141	20	2	9	60	2	6	3	43	54	3	4	17
1994	Charlotte	.293	134	481	66	141	17	4	18	88	1	7	9	41	54	2	5	19
1995	Buffalo	.272	70	254	34	69	11	1	8	34	1	3	4	22	37	0	3	9
	CLEVELAND	.000	2	2	0	0	0	0	0	0	0	0	0	0	0	0	0	1
	Louisville	.276	18	76	9	21	3	1	1	9	1	0	3	2	10	4	0	1
1996	ST. LOUIS	.250	39	144	13	36	7	2	2	19	0	1	2	4	25	1	2	6
1996	ST. LOUIS	.214	62	145	12	31	6	0	1	9	0	1	1	10	22	1	1	5
	Louisville	.176	42	136	9	24	5	1	0	7	0	0	0	7	15	1	2	5
1997	ST. LOUIS	.211	66	142	9	30	7	2	1	12	2	1	0	10	28	1	0	8
	Arkansas-a	.219	9	32	3	7	2	0	1	3	0	0	1	2	2	1	0	1
1998	Louisville-a	.277	6	22	3	5	0	0	1	4	0	1	0	0	6	0	0	0
	ST. LOUIS	.222	4	9	0	2	1	0	0	0	0	0	0	0	3	0	0	0
	CLEVELAND	.261	107	340	37	89	21	2	10	41	1	5	2	22	54	0	4	9
1999	SEATTLE	.325	21	80	11	26	8	0	0	8	0	0	0	5	8	0	0	1
1999	SEATTLE	.268	157	597	92	160	31	2	21	78	3	7	2	58	90	7	4	17
2000	SEATTLE	.247	133	454	57	112	24	2	11	47	6	4	6	42	66	2	3	15
2001	SEATTLE	.260	135	470	62	122	28	0	15	64	5	4	3	28	59	2	1	14
2002	SAN FRAN.	.261	154	552	82	144	29	2	20	73	6	7	9	54	80	1	2	12
2003	PHILLIES	.195	85	297	32	58	14	0	4	37	0	6	4	41	40	0	0	8
Minors Totals		.260	709	2592	314	674	105	14	49	330	10	33	31	220	307	19	22	113
NL Totals		.234	410	1289	148	301	64	6	28	150	21	33	16	119	198	4	5	39
AL Totals		.262	555	1943	259	509	112	6	57	238	2	3	13	155	277	11	12	57
ML Totals		.251	965	3232	407	810	176	12	85	388	23	36	29	274	475	15	17	96

A-Rehabilitation Assignment

BELL'S DIVISION SERIES RECORD

YEAR	CLUB, OPR	AVG	G	AB	R	H	2B	3B	HR	RBI	SH	SF	HP	BB	SO	SB	CS	E
2000	SEA, CHI	.364	3	11	0	4	1	0	0	1	0	0	0	2	2	0	0	0
2001	SEA, CLE	.313	5	16	2	5	1	0	1	2	0	1	0	1	6	0	0	0
2002	SF, ATL	.188	5	16	3	3	0	0	0	1	0	0	0	3	4	0	0	1
DS Totals		.279	13	43	5	12	2	0	1	4	0	1	0	6	12	0	0	1

BELL'S LEAGUE CHAMPIONSHIP SERIES RECORD

YEAR	CLUB, OPP.	AVG	G	AB	R	H	2B	3B	HR	RBI	SH	SF	HP	BB	SO	SB	CS	E
2000	SEA, NYY	.222	5	18	0	4	0	0	0	0	0	0	0	0	0	0	0	0
2001	SEA, NYY	.188	5	16	1	3	0	0	0	4	1	0	0	0	3	0	0	1
2002	SF, STL	.412	5	17	4	7	1	0	1	1	0	0	0	2	3	0	0	0
LCS Totals		.275	15	51	5	14	1	0	1	5	1	0	0	2	6	0	0	1

BELL'S WORLD SERIES RECORD

YEAR	CLUB, OPP.	AVG	G	AB	R	H	2B	3B	HR	RBI	SH	SF	HP	BB	SO	SB	CS	E
2002	SF, ANA	.304	7	23	4	7	0	0	1	4	0	0	1	5	4	0	1	2

BELL'S CAREER TRANSACTIONS

- Selected by Cleveland Indians in 7th round of June 1990 draft.
- Traded to St. Louis Cardinals with Rick Heiserman (rhp) and Pepe McNeal (c) for Ken Hill (rhp), July 27, 1995.
- On disabled list with fractured finger on left hand, April 29-June 30, 1997; included rehabilitation assignments to Arkansas and Louisville, June 9-30.
- Claimed off waivers by Cleveland Indians, April 14, 1998.
- Traded to Seattle Mariners for Joey Cora (inf), August 31, 1998.
- Traded to San Francisco Giants for Desi Relaford (inf), January 25, 2001
- Signed by Philadelphia as a free agent, November 24, 2002.
- On disabled list with lower back inflammation, July 11-September 23, 2003.

BELL'S CAREER BATTING BREAKDOWN

2003					CAREER					
AVG	AB	H	HR	RBI	AVG	AB	H	HR	RBI	
.188	16	3	0	1	Arizona	.259	112	29	5	15
.244	41	10	0	5	Atlanta	.172	116	20	0	7
.250	16	4	0	3	Chicago	.200	65	13	3	9
.250	16	4	1	6	Cincinnati	.240	96	23	2	15
.273	11	3	0	1	Colorado	.243	140	34	5	16
.154	39	6	2	3	Florida	.234	77	18	4	9
.200	20	4	0	2	Houston	.215	79	17	0	3
.313	16	5	0	2	Los Angeles	.250	144	36	3	22
-	-	-	-	-	Milwaukee	.233	30	7	1	3
.200	25	5	1	3	Montreal	.229	70	16	3	9
.111	27	3	0	3	New York	.146	48	7	0	6
-	-	-	-	-	Philadelphia	.265	49	13	1	5
.333	6	2	0	1	Pittsburgh	.330	100	33	2	11
-	-	-	-	-	St. Louis	.320	25	8	1	4
.091	11	1	0	1	San Diego	.258	178	46	1	19
.222	9	2	0	2	San Francisco	.338	74	25	3	13
.222	9	2	0	1	Anaheim	.247	150	37	4	19
.091	11	1	0	0	Baltimore	.260	154	40	6	22
.286	7	2	0	2	Boston	.248	125	31	4	17
-	-	-	-	-	Chicago	.192	99	19	1	14
-	-	-	-	-	Cleveland	.227	88	20	1	5
-	-	-	-	-	Detroit	.301	103	31	5	17
-	-	-	-	-	Kansas City	.258	155	40	3	14
-	-	-	-	-	Minnesota	.212	137	29	3	20
-	-	-	-	-	New York	.224	116	26	1	9
.111	9	1	0	1	Oakland	.302	202	61	7	26
.000	8	0	0	0	Seattle	.194	31	6	2	3
-	-	-	-	-	Tampa Bay	.224	170	38	3	15
-	-	-	-	-	Texas	.333	198	66	8	26
-	-	-	-	-	Toronto	.208	101	21	3	15
.500	4	2	0	0	March	.500	4	2	0	0
.225	89	20	1	11	April	.217	497	108	15	56
.193	88	17	1	10	May	.248	596	148	19	93
.181	83	15	1	13	June	.253	573	145	12	68
.138	29	4	1	3	July	.247	518	128	15	54
-	-	-	-	-	August	.266	503	134	13	50
.000	4	0	0	0	September	.265	520	138	9	63
-	-	-	-	-	October	.333	21	7	2	4



BELL'S CAREER BATTING BREAKDOWN (Continued)

2003						CAREER				
AVG	AB	H	HR	RBI		AVG	AB	H	HR	RBI
.160	144	23	1	16	Home	.246	1595	393	35	191
.229	153	35	3	21	Road	.255	1637	417	50	197
.217	83	18	2	12	Day	.238	962	229	29	113
.187	214	40	2	25	Night	.256	2270	581	56	275
.230	135	31	2	20	Grass	.259	2478	642	65	295
.167	162	27	2	17	Turf	.223	754	168	20	93
.198	293	58	4	37	Pre-ASG	.243	1863	453	54	243
.000	4	0	0	0	Post-ASG	.261	1369	357	31	145
.169	71	12	3	10	vs LHP	.254	823	209	22	94
.204	226	46	1	27	vs RHP	.249	2409	601	63	294
.222	90	20	1	31	RISP	.263	825	217	13	285
.111	18	2	0	9	Bases loaded	.258	89	23	0	58
-	-	-	-	-	Pinch-hitting	.167	30	5	0	1
-	-	-	-	-	DH	-	0	0	0	0

BELL'S CAREER STATS BY BALLPARK

	AVG	AB	H	HR	RBI		AVG	AB	H	HR	RBI
Bank One Ballpark	.278	54	15	3	5	Miller Park	.091	11	1	0	1
Atlanta-Fulton Co. Stadium	.111	27	3	0	1	Olympic Stadium	.167	42	7	2	3
Turner Field	.256	39	10	0	5	Shea Stadium	.227	22	5	0	5
Wrigley Field	.219	32	7	3	5	Veterans Stadium	.164	165	27	1	16
Cinergy Field	.263	38	10	1	3	Three Rivers Stadium	.243	37	9	0	4
Great American Ball Park	.250	16	4	1	6	PNC Park	.545	11	6	2	4
Coors Field	.286	77	22	5	14	Busch Stadium	.249	241	60	3	29
Pro Player Stadium	.289	38	11	1	4	Aloha Stadium	.000	6	0	0	0
Astrodome	.143	21	3	0	0	Qualcomm Stadium	.239	92	22	1	9
Minute Maid Park	.318	22	7	0	1	3Com Park	.400	5	2	0	0
Dodger Stadium	.315	73	23	2	14	SBC Park	.255	263	67	7	32
County Stadium	.273	11	3	1	1						
Angel Stadium	.242	91	22	3	12	Metrodome	.197	71	14	1	7
Camden Yards	.209	67	14	3	7	Yankee Stadium	.203	64	13	1	7
Fenway Park	.282	71	20	3	13	N.A. Coliseum	.367	90	33	5	12
US Cellular Field	.175	57	10	0	9	Kingdome	.308	185	57	10	36
Jacobs Field	.257	230	59	3	25	SAFECO Field	.249	606	151	13	60
Tiger Stadium	.240	25	6	0	7	Tropicana Field	.222	72	16	3	7
Comerica Park	.136	22	3	0	0	Ballpark in Arlington	.340	97	33	4	9
Kauffman Stadium	.264	87	23	2	9	SkyDome	.222	54	12	1	6

BELL'S CAREER FIELDING

POSITION	PCT	G	PO	A	E	TC	DP
First base	1.000	16	77	7	0	84	8
Second base	.978	413	771	1094	42	1907	271
Third base	.960	551	323	937	52	1312	76
Shortstop	.961	20	16	33	2	51	5
Outfield	—	1	0	0	0	0	0

BELL'S GAME HIGHS

HITS: 5 – 8/22/01 vs DET ... **RUNS:** 3 – 10 times, last: 4/12/03 at CIN ... **DOUBLES:** 3 – 7/15/99 vs SD ... **TRIPLES:** 1 ... **HOME RUNS:** 2 – 3 times: 8/23/01 vs DET; 5/22/02 at ARI; 8/4/02 at PIT ... **RBI:** 4 – 5/9/01 at BOS; 6/14/03 at CIN ... **WALKS:** 3 – 6 times, last: 6/11/03 at ANA ... **STOLEN BASES:** 1 ... **HITTING STREAK:** 12 games – 9/15-27/98 ... **GRAND SLAMS:** None ... **PINCH-HR:** None ... **INSIDE-THE-PARK HR:** 1 – 4/15/98 vs SEA.

KEITH BUCKTROT ★ RHP



B-T: L-R

HT: 6-2; **WT:** 220

AGE: 23, turns 24 on November 27

BORN: November 27, 1980, Claremore, OK

RESIDES: Claremore, OK

HOW OBTAINED: Phillies 3rd round pick in June 2000 draft.

61

2004
PHILLIES

2003 SEASON: Began season with Clearwater (A) ... Florida State League in-season All-Star ... Pitched shutout baseball in 4 of first 6 starts (7 ER, 36.0 IP) ... Had a 2.24 ERA at home and held opponents to .218 avg ... Phillies Minor League Pitcher of the Week, July 21-27 (7.0 IP, 4 H, 1 ER, 2 BB, 9 SO) ... Held right-handers to .223 avg ... Allowed 2 ER or fewer in 12 of 19 appearances ... Promoted to Reading (AA), 7/27 ... Struck out season-high 9 batters in first double-A start (7.0 IP), 7/27 at Harrisburg ... Pitched at least 6.0 innings in all 7 Reading starts and never allowed more than 3 ER ... Won final 3 starts, 8/17-29 ... Held opponents to .217 avg with Reading ... Pitched in Arizona Fall League for Mesa Desert Dogs.

CAREER: Four-year pro ... **2000:** Made pro debut with Gulf Coast Phillies (R), 6/22 vs Pirates ... Earned 1st pro win, 7/22 at Pirates ... **2001:** Spent entire season with Lakewood (A) ... Threw 7-inning no-hitter in 2nd start of season, 4/12 vs Hickory (1 R, 9 SO) ... Phillies Minor League Pitcher of the Week, 4/5-15 ... Threw CG, 4/28 at Charleston (2 ER, 3 BB, 5 SO); did not allow a hit until 9th inning ... Pitched in Florida Instructional League ... **2002:** Pitched all season for Clearwater (A) ... Pitched at least 6.0 innings in 17 of 24 starts ... Florida State League Pitcher of the Week, 8/5-11 (1-0, SHO, 7.0 IP) ... Pitched back-to-back CG, 8/3 vs Sarasota (9.0 IP) and 8/8 (2) vs Ft. Myers (7.0 IP) ... Won final 4 decisions of season and posted a 2.45 ERA in 5 August games ... FIL.

PERSONAL: Keith Allen Bucktrot ... Single ... 2000 graduate of Claremore High School (OK), where he played baseball and football ... Played Little League and American Legion ball.

KEITH BUCKTROT'S CAREER RECORD

YEAR	CLUB	W-L	ERA	G	GS	CG	SHO	SV	IP	H	R	ER	HR	HB	BB	SO	WP	BK
2000	Phillies, GCL	3-2	4.78	11	7	0	0	0	37.2	39	21	20	5	1	19	40	3	2
2001	Lakewood	6-11	5.28	24	24	3	0	0	134.2	139	93	79	16	15	58	97	11	0
2002	Clearwater	8-9	4.88	27	24	2	1	0	160.1	167	101	87	10	19	78	84	7	2
2003	Clearwater	7-7	3.33	19	17	0	0	0	110.2	104	50	41	8	9	29	68	3	0
	Reading	3-1	2.56	7	7	0	0	0	45.2	34	17	13	3	3	15	30	2	0
Minors Totals		27-30	4.42	88	79	5	1	0	489.0	483	282	240	42	47	199	319	26	4

BUCKTROT'S CAREER TRANSACTIONS

- Selected by Philadelphia in 3rd round of June 2000 draft.



PAT BURRELL ★ LF



(Pronounced BURL)
B-T: R-R
HT: 6-4; **WT:** 223
AGE: 27, turns 28 on October 10
BORN: October 10, 1976, Eureka Springs, AR
RESIDES: Clearwater, FL
ML SERVICE: 3 years, 131 days
HOW OBTAINED: Phillies 1st round pick (1st overall) in June 1998 draft.
CONTRACT STATUS: Signed a six-year contract extension, 2/3/03, taking him through 2008.

2003 SEASON: Had a tough offensive season, but still managed to hit 21 HR, 2nd most on team ... Led team with 7 OF assists, raising his career total to 39 ... Hit 2 HR in a game, 4 times: 4/9 vs ATL, 5/20 at NYM, 8/9 at SF and 8/22 at STL ... His 2 HR, 4/9, were both hit off Greg Maddux, becoming the 6th player (and 3rd Phillie) to homer off him twice in one game (last: Scott Rolen, 9/17/01) ... Had more extra-base hits (56) than singles (53) ... Finished 3rd on club in doubles (31) and walks (72) ... Tied his career high with 5 RBI, 4/9 vs ATL ... Homered in back-to-back games, 5/11 & 13 ... Scored a run in 7 straight games, 5/17-24, tied for longest on team ... Hit a game-tying solo HR in 8th inning and game-winning 2-run HR in 10th inning, 8/9 at SF ... Hit his 100th and 101st HRs in Phillies' 9-4 win, 8/22 at STL ... Collected two 2-out RBI singles off Greg Maddux, 9/11 vs ATL ... Singled for the final hit at Veterans Stadium, 9/28 vs ATL ... Hit 8 HR at home, giving him 43 in his Veterans Stadium career, 10th-most in club history.

CAREER: Six-year pro ... **1998:** Phillies 1st selection (1st overall) in June draft ... Signed on 7/24 and made pro debut at Clearwater (A), 7/31 vs Dunedin (1-4, RBI) ... Hit 1st pro HR, 8/7 at Daytona ... Florida State League Player of the Week, 8/31-9/6 (.375, 4 HR, 16 RBI, 8 G) ... In 5-game span, 8/29-9/2, hit .500, 5 HR, 13 RBI, including 4 hits, 5 RBI on 9/1 at St. Petersburg and 2 HR, 5 RBI at Ft. Myers the next day ... Appeared in 22 games at 1B, 14 as DH, 1 as PH ... 1 error in 22 games at 1st base ... Played in Florida Instructional League ... Named Phils' #1 prospect by *Baseball America* ... **1999:** Paul Owens Award winner as Phillies' top minor league player ... Spent most of season at Reading (AA) where he was named MVP ... Finished 2nd in Eastern League in slugging % (.631) and 3rd in batting (.333), HR (28), on-base % (.438) and extra-base hits (62) ... Finished with 2nd-highest avg in Reading history ... HR total was tied for 4th in Reading history ... Joined Greg Luzinski as the only Reading players ever to hit at least 25 HR while batting over .320 ... Selected to EL All-Star team (post-season) and named EL Rookie of the Year ... Began season as 1st baseman, but beginning 7/16 also saw some duty in LF ... Overall, appeared in 85 games at 1st base and 27 in LF ... Missed 12 games with deep left knee laceration, 5/11-22 ... Phillies Minor League Player of the Month for June (.353, 6 HR, 20 RBI, .667 SLG) ... Played in inaugural Major League Baseball All-Star Futures Game at Fenway Park (0-3) ... Played in double-A All-Star Game in Mobile, AL ... Homered in 4 straight games, 8/5-7 ... EL Player of the Month for July (.360, 9 HR, 31 BB, .750 SLG) ... Named co-winner of Eugene L. Shirk Award for Community Service with LHP Thomas Jacques ... Promoted to Scranton (AAA), 8/29 ... Hit .522 for Scranton in the post-season with 3 HR and 8 RBI in 5 games ... Lost a 4th HR when ball hit a bird, 9/9 at Charlotte, turning a would-be HR into a "fowl" single ... Combined, led all Phillies minor leaguers in AVG (.320), TB (271), HR (29) and was 3rd in RBI (94) ... Hit .296 for Peoria in Arizona Fall League with 7 HR, 24 RBI; finished 3rd in league in HR and tied for 2nd in extra-base hits (18) ... **2000:** Began season at Scranton ... Hit 2 HR, 5 RBI, 5/6 vs Durham ... Saw most of action in left field (30 G) but was switched to 1st base (10 G) for final week at triple-A when Rico Brogna was injured ... Recalled on 5/24 ... Made ML debut, 5/24 at HOU, starting at 1st base; got 1st ML hit and RBI with 6th-inn. single (O. Dotel) ... In same game, hit 1st ball to center field wall over the hill at Enron Field (triple) ... Hit 1st ML HR, 5/25 vs HOU (Scott Elarton) ... Despite only playing 111 games, led NL rookies in HR (18), extra-base hits (46), RBI (79), doubles (27); 2nd in walks (62) and total bases (189)460 slugging % would have been tops among NL rookies; .359 on-base %, 2nd and .260 batting avg, 3rd, but he was 78 at-bats short of qualifying ... Hit .727 (8-11), 20 RBI with the bases loaded and was the only rookie with 2 grand slams ... Had career-high 4 hits, 7/2 vs PIT ... Had 2 career-high 2-HR, 5-RBI games: 6/21 at NYM and 8/8 vs SD; hit grand slam in each game ... Hit five 9th-inn. HR: one was game-tying, solo HR in 3-2, 10-inn. win, 6/20 at NYM; another was in 7-6, 10-inn. loss, 8/1 at SD ... Hit 2 upper deck HR at the Vet: 8/8 vs SD (grand slam) and 9/13 vs MTL ... Hit .306 (41-134), 4 HR, 51 RBI with runners in scoring position ... Finished 4th in NL Rookie of the Year balloting ... Named 2nd-best prospect in the International League by *Baseball America* ... **2001:** First full season in the majors and as an outfielder ... Led NL outfielders and tied for ML lead with 18 assists (TOR's Raul Mondesi) ... Had career-high 14-game hit streak, 5/19-6/2, .431 (22-51), 14 RBI ... Hit GW HR off Armando Benitez, 5/28 at NYM; 3rd career HR off Benitez in first 3 at-bats ... Tied his career high with team-high 5 RBI, 7/20 vs NYM ... Homered in 3 straight games, 7/31-8/2 at COL, and 4 out of 5 games (8/4 at SF) ... Hit 3rd career grand slam, 8/10 vs LA ... Had 11 RBI in 13 at-bats with bases loaded ... 18 of his 27 HR came after the All-Star break ... **2002:** Set career highs in every offensive category, except stolen bases ... Had 37 HR and 116 RBI, becoming 12th Phillie in team history to reach 30 HR/100 RBI ... It was also most since Mike Schmidt had 37 HR and 119 RBI in 1986 ... Ranked 3rd in NL in RBI, behind only Lance Berkman (128) and Albert Pujols (127) ... Also ranked tied for 5th in NL in extra-base hits (78), tied for 7th in HR (37) and RBI ratio (5.1), 8th in HR ratio (15.8) and tied for 8th in total bases (319) ... Led all NL left fielders in RBI

and doubles (39), was 2nd in hits (165) and runs (96) and tied for 2nd in HR (only Barry Bonds' 45 was higher) ... Hit 2 walk-off HR, 4/7 vs FLA and 4/10 vs ATL - 1st ML player to hit 2 in a 4-day span since CLE's Albert Belle in August 1995; Von Hayes was last Phillie with 2 in a season (1989) ... Tied career-high 5 RBI, 6/2 vs MTL and 8/9 at LA ... Hit 8 HR in May, most since Mike Lieberthal hit 8 in May 1999 ... Had a season-high 11-game hit streak, 6/2-16 (.386, 17-44, 3 HR, 14 RBI) ... Was ejected for 1st time in his career, 6/20 vs CWS in the 9th inning, by home plate umpire Matt Hollowell for arguing balls and strikes ... His 22 HR at the All-Star break were most since Schmidt's 31 in 1979 ... Walked 15 times in an 8-game span, 7/7-17; overall, had 20 multi-walk games ... Hit 3-run GW HR, 7/15 at MTL in 9th inning (for 9-8 lead in 11-8 win) ... Hit 2 HR (including a grand slam off Matt Herges), 8/9 at LA; 3rd career multi-homer game ... First Phillie to reach 100 RBI by 8/31 since Greg Luzinski (111) in 1977 ... Had 8 outfield assists, raising his career total to 32 ... Member of MLB All-Star team which toured Japan in November ... **Misc:** Has 32 RBI in 35 career games at Shea Stadium; Phillies are 22-13 in those games.

PERSONAL: Patrick Brian Burrell ... Single ... 1995 graduate of Bellarmine Preparatory School (San Jose, CA) ... Hit .374 as a junior and gave up football (quarterback) to concentrate on baseball after that year ... Batted .369 as a senior, 11 HR, 29 RBI; California Coaches Association Player of the Year ... Attended University of Miami; in 3 years hit .442, 61 HR, 187 RBI, 170 BB, 94 SO, 162 games ... Career .442 average ranked 7th on NCAA's all-time list ... Career .888 slugging % ranked 2nd all-time in NCAA behind Pete Incaviglia (Oklahoma State), .915 ... As a freshman, named 1st-team All-American by *Collegiate Baseball*, *Baseball America*; 1st freshman to win NCAA batting title (.484) ... Most Outstanding Player in Central I Regional, .772, 4 HR, 8 RBI, 1.611 slugging %, 5 games ... MOP in College World Series, .500, 2 HR, 8 RBI, 1.071 slugging % in 4 games ... As a sophomore, named 1st-team All-American by *Collegiate Baseball*, *Baseball America*, *The Sporting News* ... Played in College World Series, .200 ... Played 3B-1B for Team USA; hit .343 in 34 games and led team with 12 HR, 42 RBI ... As a junior, missed 38 games, 3/22-5/20, with a stress reaction to the lowest vertebra in the lumbar of his back ... Most Outstanding Player of the Atlantic I Regional Tournament, .412, 5 HR, 9 RBI, 1.263 slugging %; homered against Bowling Green in 1st at-bat (5/21) since 3/21 ... Played in College World Series and homered in 1st at-bat ... 1998 winner of Golden Spikes Award as the nation's top amateur player ... In 2002, began the "Burrell's Buddies" program, in which he purchases \$5,000 worth of tickets to be distributed to youth groups that show outstanding character ... Made charitable donations to his high school, college and Phillies Charities, Inc. after signing with the Phillies in 1998 ... After signing his 6-year contract extension, he donated \$150,000 to Phillies Charities, Inc. and \$100,000 to the Baseball Assistance Team, which provides services for retired baseball players and executives ... Hobbies: Eating, hunting and bottle cap baseball.

PAT BURRELL'S CAREER RECORD

YEAR	CLUB	AVG	G	AB	R	H	2B	3B	HR	RBI	SH	SF	HP	BB	SO	SB	CS	E
1998	Clearwater	.303	37	132	29	40	7	1	7	30	0	2	0	27	22	2	0	1
1999	Reading	.333	117	417	84	139	28	6	28	90	0	2	0	79	103	3	3	11
	Scranton	.152	10	33	4	5	0	0	1	4	0	0	1	4	8	0	1	0
2000	Scranton	.294	40	143	31	42	15	1	4	25	0	1	0	32	36	1	1	1
	PHILLIES	.260	111	408	57	106	27	1	18	79	0	2	1	63	139	0	0	8
2001	PHILLIES	.258	155	539	70	139	29	2	27	89	0	4	5	70	162	2	1	7
2002	PHILLIES	.282	157	586	96	165	39	2	37	116	0	6	3	89	153	1	0	6
2003	PHILLIES	.209	146	522	57	109	31	4	21	64	0	1	4	72	142	0	0	6
Minors Totals		.312	204	725	148	226	50	8	40	149	0	5	1	142	169	6	5	13
ML Totals		.253	569	2055	280	519	126	9	103	348	0	13	13	294	596	3	1	27

BURRELL'S CAREER TRANSACTIONS

- Selected by Boston Red Sox in 43rd round of June 1995 draft, but did not sign.
- Selected by Philadelphia in 1st round (1st overall pick) of June 1998 draft.



BURRELL'S CAREER BATTING BREAKDOWN

2003						CAREER				
AVG	AB	H	HR	RBI		AVG	AB	H	HR	RBI
.211	19	4	2	2	Arizona	.299	77	23	6	13
.307	75	23	3	10	Atlanta	.247	223	55	10	29
.125	8	1	0	1	Chicago	.292	89	26	3	15
.160	25	4	0	1	Cincinnati	.229	70	16	1	6
.294	17	5	1	3	Colorado	.269	78	21	4	13
.172	64	11	0	4	Florida	.247	231	57	6	32
.222	18	4	1	4	Houston	.232	69	16	4	12
.136	22	3	0	1	Los Angeles	.211	95	20	5	19
.222	18	4	0	3	Milwaukee	.253	83	21	2	13
.167	66	11	2	5	Montreal	.251	211	53	10	38
.233	60	14	4	11	New York	.293	232	68	21	60
.200	20	4	0	3	Pittsburgh	.250	92	23	1	14
.190	21	4	3	6	St. Louis	.269	78	21	6	15
.125	16	2	2	2	San Diego	.275	91	25	10	17
.286	21	6	2	3	San Francisco	.236	89	21	5	12
.250	8	2	0	0	Anaheim	.250	8	2	0	0
.200	15	3	0	0	Baltimore	.216	74	16	2	10
.083	12	1	0	2	Boston	.267	30	8	2	6
-	-	-	-	-	Chicago	.091	11	1	0	0
-	-	-	-	-	Cleveland	.385	13	5	0	2
-	-	-	-	-	Detroit	.417	12	5	1	6
-	-	-	-	-	Minnesota	.000	10	0	0	0
-	-	-	-	-	New York	.192	26	5	1	4
.250	8	2	1	3	Oakland	.250	8	2	1	3
.111	9	1	0	0	Seattle	.111	9	1	0	0
-	-	-	-	-	Tampa Bay	.154	26	4	1	4
-	-	-	-	-	Toronto	.200	20	4	1	5
.000	4	0	0	0	March	.000	4	0	0	0
.231	108	25	3	13	April	.258	295	76	12	38
.175	80	14	7	12	May	.281	285	80	20	53
.190	84	16	1	4	June	.232	379	88	12	60
.195	82	16	2	11	July	.244	361	88	17	63
.225	89	20	7	16	August	.251	383	96	26	78
.240	75	18	1	8	September	.253	328	83	14	50
-	-	-	-	-	October	.400	20	8	2	6
.206	253	52	9	33	Home	.243	1005	244	44	160
.212	269	57	12	31	Road	.262	1050	275	59	188
.181	155	28	6	24	Day	.235	639	150	24	100
.221	367	81	15	40	Night	.261	1416	369	79	248
.222	230	51	11	29	Grass	.258	903	233	53	164
.199	292	58	10	35	Turf	.248	1152	286	50	184
.192	317	61	12	34	Pre-ASG	.251	1087	273	49	174
.234	205	48	9	30	Post-ASG	.254	968	246	54	174
.198	111	22	4	6	vs LHP	.265	431	114	30	81
.212	411	87	17	58	vs RHP	.249	1624	405	73	267
.200	145	29	6	44	RISP	.265	614	163	26	244
.154	13	2	0	5	Bases loaded	.306	49	15	4	47
.250	4	1	0	0	Pinch-hitting	.300	10	3	0	1
.167	12	2	0	0	DH	.182	44	8	0	1

BURRELL'S CAREER STATS BY BALLPARK

	AVG	AB	H	HR	RBI		AVG	AB	H	HR	RBI
Bank One Ballpark	.303	33	10	2	5	Miller Park	.275	40	11	2	8
Turner Field	.221	104	23	5	12	Olympic Stadium	.296	108	32	4	18
Wrigley Field	.292	48	14	1	11	Shea Stadium	.278	126	35	12	32
Cinergy Field	.308	26	8	1	3	Veterans Stadium	.243	1005	244	44	160
Great American Ball Park	.190	21	4	0	1	Three Rivers Stadium	.143	7	1	0	0
Coors Field	.325	40	13	3	9	PNC Park	.077	26	2	0	1
Pro Player Stadium	.292	106	31	4	21	Busch Stadium	.265	49	13	5	12
Minute Maid Park	.323	31	10	2	6	Qualcomm Stadium	.239	46	11	4	6
Dodger Stadium	.246	57	14	4	12	SBC Park	.261	46	12	4	8
County Stadium	.077	13	1	0	1						
Angel Stadium	.250	8	2	0	0	Comerica Park	.417	12	5	1	6
Camden Yards	.163	49	8	1	3	Yankee Stadium	.167	12	2	1	3
Fenway Park	.400	10	4	1	1	Tropicana Field	.083	12	1	1	2
Jacobs Field	.385	13	5	0	2	SkyDome	.300	10	3	1	4

2004 PHILLIES

BURRELL'S CAREER FIELDING

POSITION	PCT	G	PO	A	E	TC	DP
First base	.988	58	460	22	6	488	37
Left field	.976	491	807	39	21	867	3

BURRELL'S GAME HIGHS

HITS: 4 – 7/2/00 vs PIT ... **RUNS:** 3 – 4/23/02 vs SD; 6/24/02 at FLA; 7/13/02 at NYM (12 inn.) ... **DOUBLES:** 2 – 6 times, last: 4/12/03 at CIN ... **TRIPLES:** 1 ... **HOME RUNS:** 2 – 7 times, last: 8/22/03 at STL ... **RBI:** 5 – 6 times, last: 4/9/03 vs ATL ... **WALKS:** 3 – 4 times, last: 7/17/03 vs MTL (11 inn.) ... **STOLEN BASES:** 1 ... **HITTING STREAK:** 14 games – 5/19-6/2/01 ... **PINCH-HR:** None ... **GRAND SLAMS:** 1 – 4 times: 6/21/00 at NYM (Benitez); 8/8/00 vs SD (Walker); 8/10/01 vs LA (Herges); 8/9/02 at LA (Shuey) ... **INSIDE-THE-PARK HR:** None.



MARLON BYRD ★ CF

B-T: R-R

HT: 6-0; **WT:** 229

AGE: 26, turns 27 on August 30

BORN: August 30, 1977, Boynton Beach, FL

RESIDES: San Diego, CA

ML SERVICE: 1 year, 23 days

HOW OBTAINED: Phillies 10th round pick in June 1999 draft.

29

2003 SEASON: Opening Day center fielder ... Ranked tied for 4th in NL with 27 infield hits and 9th with a .317 avg at night ... Among NL rookies, ranked 2nd in hits (150), runs (86) and multi-hit games (41); 3rd in avg (.303), on-base % (.366), doubles (28), walks (44) and total bases (207); 4th in steals (11); 6th in RBI (45) and 8th in slugging % (.418) ... Finished 4th in NL Rookie of the Year voting ... Placed on 15-day DL, 4/14, with a left knee laceration, suffered in a collision with CIN's Jason LaRue at home plate ... Activated on 4/29 ... Got first ML stolen base, 5/6 at ARI ... Was hitting a season-low .173 through 5/24; hit .326 in his remaining 109 games of season ... Broke up Mike Hampton's no-hitter with a single and 1 out in the 8th inning, 6/19 vs ATL ... Moved to leadoff spot, 7/8 at MTL, and went 3-for-5, 1 2B, 1 HR, 3 RBI and career-best 4 runs ... Hit .317 (102-322), with 62 runs, 6 HR, 31 RBI and 25 BB in 74 games from the leadoff spot ... His 31 RBI were 8th-most among NL leadoff hitters, and tied for the most (Craig Biggio) from 7/8 through remainder of season ... Slugged 2-out, 3-run walk-off HR in 11th inning, 7/17 vs MTL ... Had career-best 15-game hit streak, 7/20-8/2 (2), .364 (24-66), 18 R, 4 2B, 1 3B, 1 HR, 6 RBI; longest streak on team and 2nd-longest among NL rookies ... Hit 1st career leadoff HR, 8/6 at COL (Chin-hui Tsao) ... Hit game-tying grand slam, 8/27 at MTL (Hector Almonte); 1st career slam and career-high 4 RBI ... Led the NL with 25 runs in September ... Drove in only run in 1-0 win, 9/5 vs NYM ... Hit GW RBI single in 11th inning, 9/7 vs NYM ... Had arthroscopic surgery to repair posterior labrum tear in left shoulder, 10/8, by Dr. Timothy Kremchek in Cincinnati, OH.



CAREER: Five-year pro ... **1999:** Phillies 10th round pick in June draft ... Made pro debut in Batavia (A) ... Led all Phillies short-season players in total bases (130), HR (13), RBI (50) and tied for lead in games (65); also led club in slugging % (.535) ... Ranked tied for 3rd in New York-Penn League in HR, 4th in slugging % and 5th in RBI ... Hit safely in first 5 pro games (.412, 7-1) ... Named Phillies Minor League Player of the Month for July (.350, 8 HR, 23 RBI) ... Hit .459 during a 10-game stretch, 6/28-7/9 ... Collected 4 hits, 2 HR (4 RBI), 7/27 vs St. Catharines ... Named to NYPL All-Star team ... Hit .625 (5-8) in the playoffs ... Played in Florida Instructional League ... **2000:** Played entire season at Piedmont (A) ... Winner of Paul Owens Award for best player in the Phillies minor league system ... Led all Phillies minor leaguers in AB (515), R (104), H (159), 3B (13), RBI (93) and TB (265) ... Led South Atlantic League in triples and extra-base hits (57), tied for 2nd in RBI, 3rd in runs, hits and slugging % (.514), 6th in avg (.309) ... Selected to SAL in-season and post-season All-Star teams ... Phillies Minor League Player of the Week, 4/17-23 ... Phillies Minor League Player of the Month for April (.305, 3 HR, 17 RBI) ... Had 13-game hit streak, 4/17-29 (.356, 21-59, 3 HR, 12 RBI) ... Collected 4 RBI three times: 4/19 vs Hickory, 5/12 at Hagerstown and 5/27 at Greensboro ... Reached base safely in 15 straight games, 6/24-7/8 (.373, 22-59, 2 HR, 12 RBI) ... Hit .667 (6-9, 11 RBI) ... Hit .273 (3-11) with RBI in 3 SAL playoff games ... Rated Phillies' 10th-best prospect by *Baseball America* ... **2001:** Made transition from low-A South Atlantic League to double-A Eastern League ... Named EL MVP by both the league and EL Baseball Writers Association ... EL Rookie of the Year ... Paul Owens Award winner for 2nd consecutive season ... Selected as starter to AA All-Star team (0-2, run) ... Led EL in stolen base % (.865), finished 2nd in runs (108 - 1 of only 2 players to score 100 or more), 3rd in SB (32), tied for 3rd in triples (8), 4th in hits (161) and avg (.316) and 5th in HR (28), RBI (89) and slg % (.555) ... Led EL outfielders with .994 fielding %; 3rd in total chances (312) and putouts (304) ... Led all Phillies minor leaguers in H, HR, RBI, R, TB (283), and SLG and tied for 1st in games (137) with Lakewood's Juan Richardson ... First player in Reading history to reach 20 HR and 20 SB; fell 2 HR shy of being 2nd 30/30 player in EL history (Jeromy Burnitz, 1991) ... Made first 17 starts in LF, then moved to CF ... Phillies Minor League Player of the Week, 4/16-22, .389, 3 HR ... Twice named EL Player of the Week, 4/23-29 (.385, 10-26, 4 HR, 9 RBI) and 6/25-7/1 (.500, 15-30, 4 2B, 1 3B, 3 HR, 9 RBI, 2 SB, 8 R) ... Hit 2 HR, 4/21 vs Bowie and 4/27 at Harrisburg ... Had 9 RBI in 5 games, 4/25-29 ... Hit pinch-hit HR, 5/9 vs Harrisburg (1st PH AB of season) ... Had 7-game RBI streak, 5/9-15 (10 RBI) ... Homered in 4 straight games, 5/9-12 ... Had 4 RBI, 5/12 at Portland and 6/30 vs Binghamton ... Phillies Minor League Player of the Month for June (.400, 7 2B, 1 3B, 4 HR, 17 RBI, 7 SB in 24 games) ... Left game, 6/15 at Bowie, with strained right glute, and missed next 6 starts ... Had 13-game hit streak, 6/18-7/4 (.460, 6 HR, 17 RBI) ... Hit .214 (3-14), 2B, 1 HR, 2 RBI in 4 EL playoff games ... Named Most Exciting Player, 2nd-best prospect in EL and Double-A Player of the Year, all by *Baseball America* ... Ranked as top hitter in Phils minor league system by *USA Today Baseball Weekly* ... Named to Topps AA All-Star team ... Hit .331 (49-148) with 34 R, 10 2B, 3 HR, 20 RBI, 7 BB and 2 SB in 37 games in Arizona Fall League ... Led AFL in hits (49), runs scored (34) and tied for 9th in batting (.331) ... **2002:** Began season at Scranton (AAA) ... Led International League in runs (103) and extra-base hits (59), finished 2nd in hits (160) and 3rd in doubles (37) ... Phillies Minor League Player of the Week, 4/22-28 (.429, 12-28, 3 HR, 10 RBI) ... Had 5 RBI, 4/25 vs Toledo ... Hit a season-high 3 doubles, 7/3 at Columbus ... Selected to participate in MLB's annual All-Star Futures Game (went 2-for-3) ... Hit 3 HR in final 3 games of the Red Barons' season, including a 2-homer game, 9/1 at Pawtucket ... Hit .250 (3-12) in 3 playoff games vs Buffalo ... IL post-season All-Star ... Recalled by Phillies on 9/7 ... Made 1st ML start, 9/8 vs NYM in CF (0-3, BB, R) ... Singled off Justin Wayne for 1st ML hit, 9/10 (2) vs FLA ... Hit 1st ML home run, 9/12 vs FLA (Michael Tejera) ... Went 3-for-4 with 2 doubles, 9/14 vs PIT ... Made 8 ML starts in CF; 1 in RF ... Rated 3rd-best prospect in Phillies minor league system and 4th-best in IL by *Baseball America* ... Tutored by Tony Gwynn during the offseason.

PERSONAL: Marlon Jerrard Byrd ... Single ... 1995 graduate of Sprayberry High School (GA), where he was All-State in football and baseball ... Attended Georgia Tech ... Suffered an injury to his right leg in which he sustained muscular damage and an infection which cut off the circulation to the nerves ... Underwent 3 operations to correct the problem ... Transferred to Georgia Perimeter College, where he earned an Associate of Science degree in Business (May 1999) and rededicated himself to baseball ... Played Little League, Babe Ruth, Connie Mack and semipro ball ... Served as 2003 Chairman of the Phillies Rookie and RBI Leagues program ... Hobbies: Golf, tennis, weightlifting.

MARLON BYRD'S CAREER RECORD

YEAR	CLUB	AVG	G	AB	R	H	2B	3B	HR	RBI	SH	SF	HP	BB	SO	SB	CS	E
1999	Batavia	.296	65	243	40	72	7	6	13	50	0	3	5	28	70	8	2	7
2000	Piedmont	.309	133	515	104	159	29	*13	17	93	1	5	10	51	110	41	5	4
2001	Reading	.316	137	510	108	161	22	8	28	89	2	7	11	52	93	32	5	2
2002	Scranton	.297	136	538	*103	160	37	7	15	63	2	5	11	46	98	15	1	8
	PHILLIES	.229	10	35	2	8	2	0	1	1	0	0	0	1	8	0	2	0
2003	PHILLIES	.303	135	495	86	150	28	4	7	45	4	3	7	44	94	11	1	5
	Scranton-a	.750	1	4	1	3	1	0	0	0	0	0	0	0	1	0	0	0
	Reading-a	.313	3	16	3	5	0	0	1	3	0	0	0	0	3	0	0	1
Minor's Totals		.307	475	1826	359	560	96	34	74	298	5	20	37	177	375	96	13	22
ML Totals		.298	145	530	88	158	30	4	8	46	4	3	7	45	102	11	3	5

* League leader a-Rehabilitation Assignment

BYRD'S CAREER TRANSACTIONS

- Selected by Philadelphia in 10th round of June 1999 draft.
- On disabled list with left knee laceration, April 14-29, 2003; included rehabilitation assignments to Scranton, April 23 and Reading, April 24-29.

BYRD'S CAREER BATTING BREAKDOWN

2003					CAREER					
AVG	AB	H	HR	RBI	AVG	AB	H	HR	RBI	
.100	10	1	0	0	Arizona	.100	10	1	0	0
.340	53	18	0	1	Atlanta	.297	64	19	0	1
.400	15	6	0	3	Chicago	.400	15	6	0	3
.333	24	8	0	4	Cincinnati	.310	29	9	0	4
.214	14	3	1	1	Colorado	.214	14	3	1	1
.277	65	18	1	6	Florida	.288	73	21	2	7
.333	15	5	0	2	Houston	.333	15	5	0	2
.235	17	4	0	0	Los Angeles	.235	17	4	0	0
.333	27	9	0	1	Milwaukee	.333	27	9	0	1
.317	63	20	3	11	Montreal	.317	63	20	3	11
.358	67	24	1	11	New York	.343	70	24	1	11
.150	20	3	0	1	Pittsburgh	.214	28	6	0	1
.250	24	6	0	0	St. Louis	.250	24	6	0	0
.381	21	8	0	2	San Diego	.381	21	8	0	2
.071	14	1	0	0	San Francisco	.071	14	1	0	0
.400	10	4	0	0	Anaheim	.400	10	4	0	0
.077	13	1	0	0	Baltimore	.077	13	1	0	0
.375	8	3	1	1	Boston	.375	8	3	1	1
.667	9	6	0	1	Oakland	.667	9	6	0	1
.333	6	2	0	0	Seattle	.333	6	2	0	0
.250	4	1	0	1	March	.250	4	1	0	1
.167	30	5	0	3	April	.167	30	5	0	3
.204	49	10	0	3	May	.204	49	10	0	3
.364	66	24	1	4	June	.364	66	24	1	4
.351	114	40	3	14	July	.351	114	40	3	14
.276	123	34	2	13	August	.276	123	34	2	13
.330	109	36	1	7	September	.306	144	44	2	8
.333	219	73	3	22	Home	.327	245	80	4	23
.279	276	77	4	23	Road	.274	285	78	4	23
.273	154	42	1	13	Day	.268	157	42	1	13
.317	341	108	6	32	Night	.311	373	116	7	33
.277	242	67	2	16	Grass	.271	251	68	2	16
.328	253	83	5	29	Turf	.323	279	90	6	30
.288	198	57	2	18	Pre-ASG	.288	198	57	2	18
.313	297	93	5	27	Post-ASG	.304	332	101	6	28
.315	111	35	1	10	vs LHP	.308	120	37	2	11
.299	384	115	6	35	vs RHP	.295	410	121	6	35
.259	116	30	3	39	RISP	.244	123	30	3	39
.286	14	4	1	14	Bases loaded	.267	15	4	1	14
.143	7	1	0	1	Pinch-hitting	.143	7	1	0	1

2004 PHILLIES

BYRD'S CAREER STATS BY BALLPARK

	AVG	AB	H	HR	RBI	AVG	AB	H	HR	RBI	
Bank One Ballpark	.125	8	1	0	0	Miller Park	.533	15	8	0	1
Turner Field	.357	28	10	0	0	Olympic Stadium	.294	34	10	2	7
Wrigley Field	.250	8	2	0	1	Shea Stadium	.314	35	11	0	7
Cinergy Field	.200	5	1	0	0	Veterans Stadium	.327	245	80	4	23
Great American Ball Park	.214	14	3	0	2	PNC Park	.143	14	2	0	0
Coors Field	.214	14	3	1	1	Busch Stadium	.286	14	4	0	0
Pro Player Stadium	.282	39	11	1	3	Qualcomm Stadium	.333	3	1	0	0
Minute Maid Park	.364	11	4	0	1	SBC Park	.071	14	1	0	0
Dodger Stadium	.167	6	1	0	0						
Angel Stadium	.400	10	4	0	0	Camden Yards	.077	13	1	0	0



BYRD'S CAREER FIELDING

POSITION	PCT	G	PO	A	E	TC	DP
Outfield	.984	141	312	5	5	322	1

BYRD'S GAME HIGHS

HITS: 4 – 3 times; 6/26/03 at ATL; 7/17/03 vs MTL; 8/1/03 vs SD ... **RUNS:** 4 – 7/8/03 at MTL ... **DOUBLES:** 2 – 3 times, last: 9/4/03 vs NYM ... **TRIPLES:** 1 ... **HOME RUNS:** 1 ... **RBI:** 4 – 8/27/03 at MTL ... **WALKS:** 3 – 4/9/03 vs ATL ... **STOLEN BASES:** 1 ... **HITTING STREAK:** 15 games – 7/20-8/2/03 (2) ... **GRAND SLAMS:** 1 – 8/27/03 at MTL (Hector Almonte) ... **PINCH-HR:** None ... **INSIDE-THE-PARK HR:** None.



DAVID COGGIN ★ RHP

B-T: R-R

HT: 6-4; **WT:** 212

AGE: 27, turns 28 on October 30

BORN: October 30, 1976, Covina, CA

RESIDES: Upland, CA

ML SERVICE: 2 years, 121 days

HOW OBTAINED: Phillies supplemental pick between rounds 1 and 2 (30th pick overall) of June 1995 draft.

2003 SEASON: Missed entire major league season while rehabbing from right shoulder surgery to repair labral tear on 9/16/02 ... Placed on DL, 3/21 ... Began season in extended spring training program ... Added to Clearwater's (A) roster, 6/24, and made 3 starts for the club ... Joined Scranton (AAA) on 8/8 to continue his rehab, making 4 appearances ... Transferred to 60-day DL, 9/2.

CAREER: Nine-year pro ... **1995:** Supplemental pick between 1st and 2nd rounds (30th pick overall), as compensation for STL's signing of Danny Jackson ... Made pro debut at Martinsville (R) ... **1996:** Rated as Phillies' #2 prospect by *Baseball America* ... Struck out 23 in 25.0 innings, allowing just one run and one walk in a span of 3 starts in June, including a 2-hitter; 6/7 vs Charleston, WV ... South Atlantic League Pitcher of the Week, 6/2-8 ... His 3 shutouts were tied for 3rd among all minor leaguers, tied with Randy Knoll for most among all Phillies minor leaguers and was 2nd in SAL ... His 28 starts were tied with Jason Kershner and 3 others for 1st in SAL ... Rated as 4th-best prospect in SAL by BA ... Pitched in Florida Instructional League ... **1997:** Spent entire season at Clearwater (A) ... Tied Rob Burger for most wins (11) on staff ... Went undefeated in August, 4-0, 2.27 ERA ... Went 6-0 in final 9 starts with 52 strikeouts in 64.2 innings ... Led all Florida State League pitchers in fielding % (1.000 in 43 chances); finished 2nd in walks (86) ... Pitched in FIL ... **1998:** Spent entire season at Reading (AA) ... Made 2 starts (9.0 IP, 2 ER) prior to being placed on DL with an inflammation of his right shoulder, 4/20-5/25 ... Went 1-2, 2.47 ERA in first 9 starts ... Got 1st double-A hit, 6/11 vs Binghamton ... Struck out a season-high 7, 7/6 vs Akron ... Threw season-high 8.0 innings twice, 7/23 vs Norwich and 8/13 vs New Haven ... Threw a shutout for 7.0 innings, 8/24 at New Haven, final start before being shut down with tightness in his right shoulder ... Pitched in FIL ... **1999:** Earned 2 wins in ML spring training ... Spent entire season with Reading (AA), but made just 9 starts due to injuries ... Earned 1st win, 4/30 vs Harrisburg (6.0 IP, 2 ER) ... On DL, 5/10-6/5, with strained left hamstring ... Struck out a season-high 6 in season-high 7.0 innings, 6/16 vs New Haven (7-1 win) ... Returned to DL, 6/24, with a torn labrum in his right shoulder ... Had season-ending surgery to repair SLAP lesion on 7/12 by Dr. Michael Ciccotti in Philadelphia ... **2000:** Began season at Clearwater (A) ... Went 2-2, 2.67 ERA in 6 games ... Promoted to Reading (AA), 5/8 ... Threw a season-high 8.0 innings and earned win, 6/4 (1) at Bowie ... Struck out 7, 6/9 at Altoona ... Promoted to Scranton (AAA), 6/19, but did not pitch there, as was recalled by Phillies ... Made ML debut with a start, 6/23 at MTL; won 13-6 (6.0 IP, 5 ER) ... Earned 2nd win, 7/17 at NYY, 10-8 (5.0 IP, 3 ER) ... Phillies won 3 of his 5 ML starts ... Optioned to Scranton, 7/18 ... Earned 1st triple-A win, 8/9 at Syracuse, throwing 7.0 shutout innings; longest triple-A start ... Held triple-A opponents to a .216 average ... **2001:** Began season at Scranton ... Phillies Minor League Pitcher of the Week, 4/16-22 (1-0, 0.00 ERA) ... On DL with a tired arm, 6/5-15 ... Recalled on 6/28 and started 2nd game of DH vs FLA; 1st ML start since 7/17/00 at NYY ... Earned the win in his 2nd start, 7/4 at ATL (7.0 IP, 1 ER, 0 BB, 6 SO) ... Had 18.0-inning scoreless streak, 7/4-17; tied with Jose Mesa for longest on team ... Finished 6th among NL rookies in ERA (4.17), tied for 7th-lowest opp avg (.272) and 10th in strikeouts (62) ... Threw a career-high 8.0 innings, 7/12 vs TOR ... Suffered 1st ML loss, 7/27 at NYM (6-1) ... Had a 15.0-inning walkless streak, 7/27-8/8 ... Had a career-high 6 strikeouts, 4 times, last: 9/25 vs CIN ... Collected 1st ML hit (double off Junior Herndon), RBI and run, 8/8 vs SD ... Ranked 17th-best prospect in IL by BA ... **2002:** First full season in major leagues ... Spent season flip-flopping between starting and relieving ... Made 1st ML relief appearance, 4/20 at PIT (1.0 IP, H,

IBB, SO, WP); just his 2nd professional relief appearance ... Had a career- and bullpen-best 20.2-inning scoreless streak, 6/29-8/3 ... His final start/appearance of the season was 8/28 vs MTL (lost, 3.0 IP, 3 ER) ... Shut down after that start for remainder of season with a labral tear in his right shoulder ... Had surgery on 9/16 by Phillies team physician Dr. Michael Ciccotti ... Went 2-2, 2.72 ERA (15 ER, 49.2 IP) in 31 games in relief, and 0-3 in 7 starts with an 8.13 ERA (25 ER, 27.2 IP) ... Held right-handers to a .189 avg (30-159) ... Did not allow a HR in his final 57.0 innings and did not allow one in any relief appearance.

PERSONAL: David Raymond Coggin ... Married Joanna Voigt (11/17/01) ... 1995 graduate of Upland High School (CA) ... Turned down football scholarship at Clemson University (quarterback) to sign; also visited BYU, USC and Florida ... Played Little League and American Legion baseball ... Hobby: Card collecting.

DAVID COGGIN'S CAREER RECORD

YEAR	CLUB	W-L	ERA	G	GS	CG	SHO	SV	IP	H	R	ER	HR	HB	BB	SO	WP	BK
1995	Martinsville	5-3	3.00	11	11	0	0	0	48.0	45	25	16	1	5	31	37	8	1
1996	Piedmont	9-12	4.31	28	#28	3	3	0	169.1	156	87	81	12	7	46	129	12	1
1997	Clearwater	11-8	4.70	27	27	3	2	0	155.0	160	96	81	12	9	86	110	24	1
1998	Reading	4-8	4.14	20	20	0	0	0	108.2	106	58	50	8	8	62	65	14	0
1999	Reading	2-5	7.50	9	9	0	0	0	42.0	55	37	35	8	3	20	21	6	0
2000	Clearwater	2-2	2.67	6	5	0	0	0	33.2	25	11	10	1	0	13	26	0	0
	Reading	2-3	4.93	7	7	0	0	0	42.0	49	24	23	5	1	13	30	2	0
	Scranton	3-2	4.34	9	9	0	0	0	45.2	35	27	22	2	5	33	27	4	0
2001	PHILLIES	2-0	5.33	5	5	0	0	0	27.0	35	20	16	2	1	12	17	1	0
	Scranton	5-5	3.05	15	15	0	0	0	97.1	93	36	33	6	4	31	53	4	0
2002	PHILLIES	6-7	4.17	17	17	0	0	0	95.0	99	46	44	7	5	39	62	3	0
	PHILLIES	2-5	4.68	38	7	0	0	0	77.0	65	42	40	4	4	51	64	11	0
2003	PHILLIES	Injured - did not pitch																
	Clearwater-a	0-0	2.25	3	3	0	0	0	4.0	3	1	1	0	1	2	2	0	0
	Scranton-a	0-0	1.50	4	3	0	0	0	6.0	4	1	1	0	1	1	3	0	0
Minors Totals		43-48	4.23	139	137	6	5	0	751.2	731	403	353	55	44	338	503	74	3
ML Totals		10-12	4.52	60	29	0	0	0	199.0	199	108	100	13	10	102	143	15	0

Tied for League Lead

a-Rehabilitation Assignment

COGGIN'S MAJOR LEAGUE HITTING TOTALS

	AVG	AB	R	H	2B	3B	HR	RBI	SH	SF	HP	BB	SO	SB	CS	E
2002	.000	8	0	0	0	0	0	0	2	0	0	1	6	0	0	0
Career	.042	48	1	2	1	0	0	1	4	0	0	3	23	0	0	1

COGGIN'S CAREER TRANSACTIONS

- Selected by Philadelphia as supplemental pick between 1st and 2nd rounds (30th pick overall) of June 1995 draft.
- On disabled list recovering from right elbow surgery, March 21, 2003 through remainder of season; included rehabilitation assignments to Clearwater, June 24-July 3, and Scranton, August 8-September 2.

COGGIN'S CAREER PITCHING BREAKDOWN

2002					CAREER					
W-L-S	ERA	G	IP	ER	W-L-S	ERA	G	IP	ER	
0-0-0	6.48	2	8.1	6	Arizona	0-1-0	4.91	3	14.2	8
0-1-0	5.00	5	9.0	5	Atlanta	2-1-0	3.13	7	23.0	8
1-0-0	0.00	2	3.0	0	Chicago	1-0-0	0.00	2	3.0	0
-	-	-	-	-	Cincinnati	1-1-0	3.75	2	12.0	5
0-0-0	18.00	1	2.0	4	Colorado	1-0-0	6.00	2	9.0	6
0-0-0	2.25	3	8.0	2	Florida	0-1-0	5.71	5	17.1	11
0-1-0	2.70	2	6.2	2	Los Angeles	0-1-0	2.70	2	6.2	2
-	-	-	-	-	Milwaukee	1-0-0	4.41	3	16.1	8
1-1-0	6.28	8	14.1	10	Montreal	2-1-0	6.64	9	20.1	15
0-0-0	0.00	3	3.0	0	New York	0-3-0	8.44	7	16.0	15
0-0-0	0.00	2	3.0	0	Pittsburgh	0-0-0	0.00	2	3.0	0
0-1-0	6.75	2	5.1	4	St. Louis	0-2-0	5.56	3	11.1	7
0-0-0	2.25	2	4.0	1	San Diego	1-0-0	2.61	3	10.1	3
0-0-0	0.00	2	2.1	0	San Francisco	0-0-0	0.00	2	2.1	0



COGGIN'S CAREER PITCHING BREAKDOWN (Continued)

2002					CAREER					
W-L-S	ERA	G	IP	ER	W-L-S	ERA	G	IP	ER	
0-0-0	18.00	2	2.0	4	Baltimore	0-0-0	6.75	3	8.0	6
0-1-0	6.00	1	3.0	2	Chicago	0-1-0	6.00	1	3.0	2
0-0-0	0.00	1	3.0	0	Cleveland	0-0-0	0.00	1	3.0	0
-	-	-	-	-	New York	1-0-0	3.09	2	11.2	4
-	-	-	-	-	Toronto	0-0-0	0.00	1	8.0	0
0-1-0	6.48	7	16.2	12	April	0-1-0	6.48	7	16.2	12
0-0-0	8.49	4	11.2	11	May	0-0-0	8.49	4	11.2	11
0-1-0	5.27	7	13.2	8	June	1-1-0	6.44	10	29.1	21
2-0-0	0.00	14	18.0	0	July	4-1-0	2.19	22	65.2	16
0-3-0	4.76	6	17.0	9	August	3-6-0	4.33	12	52.0	25
-	-	-	-	-	September	1-3-0	7.56	4	16.2	14
-	-	-	-	-	October	1-0-0	1.29	1	7.0	1
0-5-0	5.36	19	43.2	26	Home	2-8-0	4.60	30	103.2	53
2-0-0	3.78	19	33.1	14	Road	8-4-0	4.44	30	95.1	47
1-2-0	4.40	15	30.2	15	Day	3-5-0	4.03	24	82.2	37
1-3-0	4.86	23	46.1	25	Night	7-7-0	4.87	36	116.1	63
1-0-0	2.83	16	28.2	9	Grass	6-4-0	3.93	26	84.2	37
1-5-0	5.77	22	48.1	31	Turf	4-8-0	4.96	34	114.1	63
0-2-0	5.77	21	48.1	31	Pre-ASG	2-2-0	5.49	27	82.0	50
2-3-0	2.83	17	28.2	9	Post-ASG	8-10-0	3.85	33	117.0	50
0-3-0	8.13	7	27.2	25	Starter	8-10-0	5.11	29	149.2	85
2-2-0	2.74	31	49.1	15	Reliever	2-2-0	2.74	31	49.1	15

COGGIN'S CAREER STATS BY BALLPARK

	W-L-S	ERA	G	IP	ER		W-L-S	ERA	G	IP	ER
Bank One Ballpark	0-0-0	1.80	1	5.0	1	Miller Park	1-0-0	2.84	1	6.1	2
Turner Field	1-0-0	1.13	3	8.0	1	Olympic Stadium	2-0-0	8.44	4	10.2	10
Wrigley Field	1-0-0	0.00	1	2.0	0	Shea Stadium	0-2-0	9.00	4	9.0	9
Cinergy Field	1-0-0	1.29	1	7.0	1	Veterans Stadium	2-8-0	4.60	30	103.2	53
Coors Field	1-0-0	6.00	2	9.0	6	PNC Park	0-0-0	0.00	2	3.0	0
Pro Player Stadium	0-1-0	4.50	2	8.0	4	Busch Stadium	0-1-0	3.68	2	7.1	3
Dodger Stadium	0-0-0	0.00	1	3.2	0	Qualcomm Stadium	0-0-0	0.00	1	2.0	0
County Stadium	0-0-0	5.40	1	5.0	3	SBC Park	0-0-0	0.00	1	0.1	0
Camden Yards	0-0-0	36.00	1	1.0	4	Yankee Stadium	1-0-0	5.40	1	5.0	3
Jacobs Field	0-0-0	0.00	1	3.0	0						

COGGIN'S CAREER FIELDING

POSITION	PCT	G	PO	A	E	TC	DP
Pitcher	.974	60	14	24	1	39	0

COGGIN'S GAME HIGHS

STRIKEOUTS: 6 – 4 times, last: 9/25/01 vs CIN ... **WALKS:** 6 – 7/17/00 at NYY; 7/17/01 vs NYY ... **LONGEST OUTING:** Starter: 8.0 inn. – 7/12/01 vs TOR ... Reliever: 3.2 inn. – 8/10/02 at LA ... **WINNING STREAK:** 3 games – 8/2-14/01 ... **LOSING STREAK:** 4 games – 8/19-9/5/01 ... **SCORELESS STREAK:** 20.2 inn. – 6/29-8/3/02.

RHEAL CORMIER ★ LHP

(Pronounced ree-AL cor-MEE-ay)

B-T: L-L

HT: 5-10; **WT:** 195

AGE: 36, turns 37 on April 23

BORN: April 23, 1967, Moncton, New Brunswick, Canada

RESIDES: West Palm Beach, FL

ML SERVICE: 11 years, 54 days

HOW OBTAINED: Signed by Phillies as a free agent, 11/28/00.

CONTRACT STATUS: Signed a three-year contract, 11/28/00, taking him through 2003 with a club option for 2004; option picked up, 10/14/03.

37



2004
PHILLIES

2003 SEASON: Strongest season (in relief) of his career ... Appeared in a career-high 65 games and reached relief highs in wins (8), innings (84.2) and strikeouts (67) ... Became 1st Phillies reliever to compile a sub-2.00 ERA (1.70) since Roger McDowell in 1989 (1.11 ERA); 1st left-hander since Jeff Calhoun in 1987 (1.48) ... Allowed 5 ER in 1st appearance of season, 4/3 at FLA, which was immediately followed by a career-high 20.1-inning scoreless streak (4/3-5/21) ... Finished 3rd among NL relievers with career-low 1.70 ERA (John Smoltz, 1.12; Eric Gagne, 1.20), tied for 4th in relief wins, 6th in opposing avg (.182) and 7th in innings ... His win total was most since 10 in 1992, as a starter ... His 8 wins without a loss is a club record; surpassing previous record of 5-0, done 3 times, last by Carlos Silva in 2002 ... His 8-game win streak was tied for 4th-longest in the NL ... 1st Phillies pitcher to have an 8-game win streak in a single season since Tommy Greene in 1993 (Silva had an 8-game win streak, 2002-03) ... Struck out a career-relief-high 5 batters, 4/17 vs FLA (2.1 IP) ... Did not allow a HR to a left-handed batter all season (96 PA) ... Allowed only 5 of 36 inherited runners to score (13.9%), 2nd-lowest % in NL ... Finished 2nd on team with 21 games finished ... Had a 17.1-inning scoreless streak, 5/30-7/7 ... Allowed just 1 run in 30.2 IP during June and July (21 games) ... Posted 1.64 ERA in 8 games vs AL (2 ER, 11.0 IP) ... Reached 1,000.0 IP for his career, 7/3 vs CHI (1.2 IP) ... Had a 15.0-inning scoreless streak, 7/7-8/3 ... Recorded 2nd career save, 9/5 vs NYM ... Earned the win in 4 of his final 9 appearances ... Went 7-0, 0.86 ERA in 33 home games ... Pitched 2.0 or more innings, 20 times ... Did not commit an error for 2nd straight season and has only 2 since 1996 (89 TC) ... Won ESPN's *Baseball Tonight* Web Gem Award for best defensive play by a pitcher in 2003 (7/17 vs MTL).

CAREER: 15-year pro ... **1989:** Spent 1st pro season at St. Petersburg (A) ... Ranked 3rd in ERA (2.23) and 4th in IP (169.2) in Florida State League ... FSL All-Star ... Voted 8th-best prospect in FSL by *Baseball America* ... **1990:** Began season at Arkansas (AA) ... Promoted to Louisville (AAA), 8/1 ... **1991:** Led American Association in SHO (3) ... On Louisville DL, 4/10-29 ... Named AA Pitcher of the Week, 6/23-29 ... Contract purchased from Louisville, 8/14, and won ML debut next day vs NYM ... Became 1st Cardinal to win ML debut since Joe Magrane (4/24/85) ... 1st French Canadian to win NL game since Claude Raymond (4/29/71) ... Pitched 1st ML CG, 9/15 vs NYM (9 H, 2 ER, 1 BB, 4 SO) ... Pitched CG in next start, 9/20 at NYM ... **1992:** Began season with STL and went 0-5, 6.56 ERA due to illness and leg injury in the spring ... Optioned to Louisville, 6/1 ... Recalled on 6/8 when Omar Olivares went on DL ... Earned 1st win, 6/14 vs PHI ... Was 10-5, 2.67 ERA in 21 starts after recall (41 ER, 138 IP) ... Ratio of 1.6 BB/9 IP was 2nd in NL ... Had career-high 11 strikeouts, 7/10 at LA ... Cardinals scored 11 runs in his 10 losses (3 SHO) ... Won last 7 decisions ... **1993:** Began season in starting rotation ... 1-3, 3.44 ERA in first 8 starts, before moving to the bullpen, 5/18 ... Returned to rotation on 6/12 for 5 starts before going back to the bullpen, 7/8 ... On DL, 8/12-9/6, with an irritation in left shoulder ... Was 2-0, 3.45 ERA in 5 starts after return from DL ... **1994:** Had 2 stints on DL, missing 77 games ... Started 2nd game of season, 4/4 at CIN (4.0 IP, 4 R) ... Had best start, 4/10 at SF (7.0 IP, 3 H, 1 ER), but left game in 8th after being hit in ankle by Dave Burba pitch ... Removed from game, 4/27 vs ATL, in 3rd when a shoulder injury flared up ... On DL, 4/28-5/12 with a bone contusion in left ankle ... Earned 1st career win in Canada, 5/14 at MTL (5.0 IP, 1 ER, 1 BB, 3 SO) ... On DL, 5/21, after injuring back muscles behind left shoulder warming up for 5/20 start at FLA ... Activated on 8/3, after 5 rehab starts for Arkansas and Louisville ... **1995:** Traded to BOS, 4/8 ... Alternated as reliever and spot starter ... Won AL debut, 4/28 vs CWS ... Was 3-2, 3.12 ERA in 36 relief appearances (52.0 IP, 15 H, 18 ER); 4-3, 4.86 ERA in 12 starts (63.0 IP, 80 H, 34 ER) ... Did not allow a run in 25 of 36 relief outings ... Retired 6 straight in 3-2 win, 9/20 vs MIN, to clinch AL East ... **1996:** Traded to MTL, 1/10 ... Became 12th Canadian (8th pitcher) to play for MTL ... Pitched 1st career SHO, 4/22 vs STL (3 H, 0 BB, 9 SO) ... Began season as 3rd starter and finished as LH specialist ... Placed on DL, 4/26 with a sprained ulnar collateral ligament in left elbow ... Activated and made 1st relief appearance of season, 9/10 at CHI (.2 IP, 1 R) ... **1997:** Made only 1 appearance for MTL, 4/5 vs COL ... Placed on DL, 4/12 (retro to 4/6) with torn tendon in left elbow ... Had tendon transplant surgery on left elbow on 5/21 in Birmingham, AL by Dr. James Andrews ... Dr. Andrews transplanted the palmaris tendon from his right wrist into his left elbow to augment the medial collateral ligament ... Missed remainder of season ... Opted for free agency, 10/31 ... Signed minor league contract with a spring invite with CLE, 12/18 ... **1998:** Began season in CLE extended spring training while on DL with Buffalo (AAA) recovering from surgery ... Activated on 6/2 and assigned to Akron (AA) ... Placed on DL, 6/18 with a sore left shoulder ... Missed remainder of season ... **1999:** Signed by BOS as free agent, 1/5 ... Spent entire season in bullpen for 1st time in career ... Struck out 4 in 1st game of season, 4/1 at TB (2.0 IP, 1 H) ... Suspended, 5/7-10, for hitting Jim Thome with a retaliation pitch, 4/23 vs CLE ... Earned 1st win



since 8/3/96 (at CIN), 5/6 vs TEX (3.0 IP, 3 H, 1 SO) ... Did not allow more than 3 hits in any appearance ... Pitched 1.0 inning or less 43 times; 3.0 innings, 3 times ... **2000:** Pitched in 64 games, finished a career-high 12 ... Pitched 2.0 or more innings 11 times ... Had season-high 6 straight scoreless appearances twice, 4/12-28 (6.1 IP) and 8/20-9/6 (5.0 IP) ... Threw a season-high 3.0 scoreless innings twice, 5/24 vs TOR (2 H, 1 BB) and 8/1 at SEA (2 H, 2 SO) ... Had season-high 3 SO, 9/28 at CWS ... Signed by Phillies as a free agent, 11/28 ... **2001:** First season with Phillies ... Pitched in 300th career game, 4/23 at SD ... Earned 1st career save, 5/28 at NYM (1.0 IP, 1 BB, 1 SO) ... Did not allow a HR until 29th appearance of season (20.2 IP), 6/17 vs BAL (Jay Gibbons) ... Gibbons' HR broke a streak of 55.1 straight innings without allowing one, dating back to previous season (6/30/00 vs CWS) ... Had a streak of 12.2 scoreless innings (11 games), 6/21-7/16 ... Tied his career high with 5 straight losses, 7/18-8/3 ... On DL with tendinitis in left elbow, 8/10-29 ... Made 1 rehab start with Reading (AA), 2.0 IP, 1 BB, 2 SO ... After coming off DL, 8 of final 10 appearances were scoreless ... **2002:** Had a rough start, with an 11.88 ERA in 10 April games, but improved to a 4.18 ERA over remaining 44 games of the season ... From 5/3-7/7, posted a 2.25 ERA in 25 games, allowing an ER in just 2 appearances ... Had a season-high 12.0-inning scoreless streak, 5/25-6/25 (13 games) ... Posted a season-best 2.08 ERA in June (9 games) ... Earned the win after pitching a season-high 3.0 innings and did not allow a run, 8/6 at SD, a 5-4, 16-inning win; also pitched 3.0 innings, 9/8 vs NYM ... Was shut down after his appearance, 9/11 vs FLA, with tendinitis in his left shoulder ... **Misc:** Has allowed only 12 HR to left-handed batters in 1,075 career plate appearances.

PERSONAL: Rheal Paul Cormier ... Married Lucienne LeBlanc; one son, Justin (3/28/94); one daughter, Morgan (6/26/95) ... 1985 graduate of Polyvalente Louis J. Robichaud High School ... Attended Community College of Rhode Island and was named All-American in 1987 and 1988 ... Named to All-Tournament team of the 1988 JUCO World Series ... Member of 1988 Canadian Olympic baseball team as well as the 1987 Pan-Am team and 1985 Canadian youth team ... Became 1st Canadian to receive the NJCAA Achievement Award for outstanding athletic ability on a national level in 1996 ... Nominated for True Value Roberto Clemente Award by the Expos in 1996 for involvement in several school programs in New Brunswick as well as being a spokesman for teenage anti-suicide and anti-drug campaign ... Has made considerable donations to Phillies Charities, Inc. since joining the Phillies ... Hobbies: Hunting and golf.

RHEAL CORMIER'S CAREER RECORD

YEAR	CLUB	W-L	ERA	G	GS	CG	SHO	SV	IP	H	R	ER	HR	HB	BB	SO	WP	BK
1989	St. Petersburg	12-7	2.23	26	26	4	2	0	169.2	141	63	42	9	0	33	122	4	7
1990	Arkansas	5-12	5.04	22	21	3	1	0	121.1	133	81	68	9	5	30	102	6	1
	Louisville	1-1	2.25	4	4	0	0	0	24.0	18	8	6	1	0	3	9	4	0
1991	Louisville	7-9	4.23	21	21	3	*3	0	127.2	140	64	60	5	6	31	74	6	1
	ST. LOUIS	4-5	4.12	11	10	2	0	0	67.2	74	35	31	5	2	8	38	2	1
1992	ST. LOUIS	10-10	3.68	31	30	3	0	0	186.0	194	83	76	15	5	33	117	4	2
	Louisville	0-1	6.75	1	1	0	0	0	4.0	8	4	3	0	0	1	0	0	0
1993	ST. LOUIS	7-6	4.33	38	21	1	0	0	145.1	163	80	70	18	4	27	75	6	0
1994	ST. LOUIS	3-2	5.45	7	7	0	0	0	39.2	40	24	24	6	3	7	26	2	0
	Arkansas-a	1-0	1.93	2	2	0	0	0	9.1	9	2	2	0	0	0	11	0	0
1995	Louisville-a	1-2	4.50	3	3	1	0	0	22.0	21	11	11	3	3	8	13	2	0
	BOSTON	7-5	4.07	48	12	0	0	0	115.0	131	60	52	12	3	31	69	4	0
1996	MONTREAL	7-10	4.17	33	27	1	1	0	159.2	165	80	74	16	9	41	100	8	0
1997	MONTREAL	0-1	33.75	1	1	0	0	0	1.1	4	5	5	1	0	1	0	0	0
1998	Akron	0-0	6.52	3	3	0	0	0	9.2	15	7	7	3	1	2	6	1	0
1999	BOSTON	2-0	3.69	60	0	0	0	0	63.1	61	34	26	4	5	18	39	1	0
2000	BOSTON	3-3	4.61	64	0	0	0	0	68.1	74	40	35	7	0	17	43	1	0
	PHILLIES	5-6	4.21	60	0	0	0	1	51.1	49	26	24	5	4	17	37	1	0
2001	Reading-a	0-0	0.00	1	1	0	0	0	2.0	0	0	0	0	1	2	0	0	0
	PHILLIES	5-6	5.25	54	0	0	0	0	60.0	61	38	35	6	4	32	49	4	0
2003	PHILLIES	8-0	1.70	65	0	0	0	1	84.2	54	18	16	4	1	25	67	0	1
Minors Totals		27-32	3.66	83	82	11	6	0	489.2	485	240	199	30	15	108	340	23	8
AL Totals		12-8	4.12	172	12	0	0	0	246.2	266	134	113	23	8	66	151	6	0
NL Totals		49-46	4.02	300	96	7	1	2	795.2	804	389	355	76	32	191	509	27	4
ML Totals		61-54	4.04	472	108	7	1	2	1042.1	1070	523	468	99	40	257	660	33	4

* League Leader

a-Rehabilitation Assignment

CORMIER'S DIVISION SERIES RECORD

YEAR	CLUB, OPP.	W-L	ERA	G	GS	CG	SHO	SV	IP	H	R	ER	HR	HB	BB	SO	WP	BK
1995	BOS, CLE	0-0	13.50	2	0	0	0	0	0.2	2	1	1	0	1	1	2	0	0
1999	BOS, CLE	0-0	0.00	2	0	0	0	0	4.0	2	0	0	0	0	1	4	0	0
DS Totals		0-0	1.93	4	0	0	0	0	4.2	4	1	1	0	1	2	6	0	0

CORMIER'S LEAGUE CHAMPIONSHIP SERIES RECORD

YEAR	CLUB, OPP.	W-L	ERA	G	GS	CG	SHO	SV	IP	H	R	ER	HR	HB	BB	SO	WP	BK
1999	BOS, NYY	0-0	0.00	4	0	0	0	0	3.2	3	0	0	0	0	3	4	0	0

CORMIER'S MAJOR LEAGUE HITTING TOTALS

	AVG	AB	R	H	2B	3B	HR	RBI	SH	SF	HP	BB	SO	SB	CS	E
2003	.500	2	1	1	0	0	0	0	0	0	0	1	0	0	0	0
Career	.189	190	15	36	4	1	0	12	28	0	1	5	43	0	0	10

CORMIER'S CAREER TRANSACTIONS

- Selected by St. Louis Cardinals in 6th round of June 1988 draft.
- On disabled list with a sore shoulder, August 12-September 7, 1993.
- On disabled list with bone contusion in left shoulder, April 28-May 13, 1994.
- On disabled list with back muscle strain, May 21-August 3, 1994; included rehabilitation assignments to Arkansas, July 7-18, and Louisville, July 18-30.
- Traded to Boston Red Sox with Mark Whiten (of) for Scott Cooper (inf), Cory Bailey (rhp) and a player to be named later, April 8, 1995.
- Traded to Montreal Expos with Shayne Bennett (rhp) and Ryan McGuire (inf) for Wil Cordero (inf) and Bryan Eversgerd (lhp), January 10, 1996.
- On disabled list with torn tendon in left elbow, April 6, 1997 through remainder of season.
- Signed by Cleveland Indians as a free agent, January 28, 1998.
- Signed by Boston Red Sox as a free agent, January 5, 1999.
- Signed by Philadelphia as a free agent, November 28, 2000.
- On disabled list with tendinitis in left elbow, August 10-28, 2001; included rehabilitation assignment to Reading, August 27-28.

CORMIER'S CAREER PITCHING BREAKDOWN

2003					CAREER					
W-L-S	ERA	G	IP	ER	W-L-S	ERA	G	IP	ER	
1-0-0	0.00	4	3.1	0	Arizona	1-1-0	5.63	10	8.0	5
1-0-0	0.00	3	3.1	0	Atlanta	2-2-0	3.53	27	43.1	17
0-0-0	0.00	3	5.2	0	Chicago	3-1-0	3.74	17	53.0	22
0-0-0	0.00	4	6.0	0	Cincinnati	2-3-0	5.80	11	35.2	23
0-0-0	0.00	1	1.1	0	Colorado	1-2-0	4.86	16	37.0	20
1-0-0	4.35	6	10.1	5	Florida	6-1-0	3.65	27	56.2	23
0-0-0	0.00	3	2.1	0	Houston	1-4-0	4.91	16	51.1	28
0-0-0	0.00	1	1.0	0	Los Angeles	3-2-0	3.43	15	57.2	22
0-0-0	4.50	3	2.0	1	Milwaukee	1-0-0	5.56	9	11.1	7
2-0-0	3.38	9	13.1	5	Montreal	8-7-0	5.03	39	82.1	46
1-0-1	0.79	11	11.1	1	New York	5-6-2	2.96	41	106.1	35
-	-	-	-	-	Philadelphia	4-4-0	3.73	15	60.1	25
0-0-0	6.75	2	2.2	2	Pittsburgh	3-3-0	4.48	17	60.1	30
1-0-0	0.00	2	3.0	0	St. Louis	2-0-0	1.99	7	22.2	5
1-0-0	0.00	4	6.0	0	San Diego	2-5-0	4.63	16	46.2	24
0-0-0	0.00	1	2.0	0	San Francisco	4-5-0	4.08	13	57.1	26
0-0-0	0.00	2	1.1	0	Anaheim	0-1-0	0.63	12	14.1	1
0-0-0	0.00	2	3.1	0	Baltimore	5-0-0	2.50	25	39.2	11
0-0-0	5.40	2	3.1	2	Boston	0-1-0	7.71	4	4.2	4
-	-	-	-	-	Chicago	1-1-0	4.40	12	14.1	7
-	-	-	-	-	Cleveland	0-1-0	3.93	13	18.1	8
-	-	-	-	-	Detroit	0-0-0	1.76	13	15.1	3
-	-	-	-	-	Kansas City	0-1-0	2.70	7	13.1	4
-	-	-	-	-	Minnesota	0-0-0	1.37	12	19.2	3
-	-	-	-	-	New York	1-1-0	5.19	15	26.0	15
0-0-0	0.00	1	2.0	0	Oakland	0-1-0	5.92	17	24.1	16
0-0-0	0.00	1	1.0	0	Seattle	2-1-0	4.22	12	21.1	10
-	-	-	-	-	Tampa Bay	1-0-0	4.50	8	8.0	4
-	-	-	-	-	Texas	1-0-0	7.71	10	11.2	10
-	-	-	-	-	Toronto	2-0-0	5.91	16	21.1	14



CORMIER'S CAREER PITCHING BREAKDOWN (Continued)

2003						CAREER				
W-L-S	ERA	G	IP	ER		W-L-S	ERA	G	IP	ER
0-0-0	4.09	8	11.0	5	April	6-11-0	5.18	63	147.2	85
2-0-0	1.15	15	15.2	2	May	11-6-1	4.23	94	189.1	89
0-0-0	0.00	9	12.0	0	June	9-7-0	3.29	77	139.1	51
0-0-0	0.48	12	18.2	1	July	7-11-0	3.65	86	175.0	71
2-0-0	2.84	11	12.2	4	August	12-15-0	4.12	72	207.1	95
4-0-1	2.45	10	14.2	4	September	14-4-1	3.58	75	168.2	67
-	-	-	-	-	October	2-0-0	6.00	5	15.0	10
7-0-1	0.86	33	42.0	4	Home	38-23-1	3.74	232	527.0	219
1-0-0	2.53	32	42.2	12	Road	23-31-1	4.35	240	515.1	249
3-0-0	2.03	27	40.0	9	Day	20-14-1	3.98	158	341.1	151
5-0-1	1.41	38	44.2	7	Night	41-40-1	4.07	314	701.0	317
1-0-0	1.95	28	37.0	8	Grass	21-26-1	4.05	262	469.1	211
7-0-1	1.51	37	47.2	8	Turf	40-28-1	4.04	210	573.0	257
2-0-0	1.52	38	47.1	8	Pre-ASG	31-26-1	3.95	263	544.0	239
6-0-1	1.93	27	37.1	8	Post-ASG	30-28-1	4.14	209	498.1	229
-	-	-	-	-	Starter	34-36-0	4.25	108	631.1	298
8-0-1	1.70	65	84.2	16	Reliever	27-18-2	3.72	364	411.0	170

CORMIER'S CAREER STATS BY BALLPARK

	W-L-S	ERA	G	IP	ER		W-L-S	ERA	G	IP	ER
Bank One Ballpark	0-1-0	7.94	7	5.2	5	County Stadium	0-0-0	6.00	2	3.0	2
Atlanta-Fulton Co. Stadium	0-2-0	2.12	6	17.0	4	Miller Park	0-0-0	0.00	1	0.2	0
Turner Field	0-0-0	3.52	8	7.2	3	Olympic Stadium	9-12-0	4.75	39	134.2	71
Wrigley Field	1-0-0	7.59	7	10.2	9	Shea Stadium	1-5-1	3.47	22	57.0	22
Cinergy Field	0-2-0	10.06	4	17.0	19	Veterans Stadium	12-3-1	2.17	96	124.1	30
Great American Ball Park	0-0-0	0.00	3	4.0	0	Three Rivers Stadium	1-0-0	5.90	7	29.0	19
Mile High Stadium	0-0-0	8.10	2	3.1	3	PNC Park	0-0-0	8.31	4	4.1	4
Coors Field	0-1-0	7.27	4	8.2	7	Busch Stadium	16-8-0	3.61	42	214.2	86
Pro Player Stadium	4-1-0	4.41	13	32.2	16	Qualcomm Stadium	1-2-0	2.20	8	32.2	8
Astrodome	0-3-0	6.46	5	23.2	17	3Com Park	2-3-0	4.08	5	28.2	13
Minute Maid Park	0-0-0	0.00	3	2.1	0	SBC Park	0-2-0	7.94	4	5.2	5
Dodger Stadium	1-1-0	3.68	9	29.1	12						
Angel Stadium	0-0-0	1.23	6	7.1	1	Metrodome	0-0-0	3.24	6	8.1	3
Camden Yards	3-0-0	2.89	13	18.2	6	Yankee Stadium	1-0-0	4.50	6	10.0	5
Fenway Park	6-7-0	4.88	88	121.2	66	N. A. Coliseum	0-1-0	5.51	9	16.1	10
US Cellular Field	0-0-0	1.29	6	7.0	1	Kingdome	1-0-0	1.93	3	9.1	2
Jacobs Field	0-0-0	1.50	6	6.0	1	SAFECO Field	0-0-0	3.38	3	5.1	2
Tiger Stadium	0-0-0	3.38	3	2.2	1	Tropicana Field	1-0-0	2.45	3	3.2	1
Comerica Park	0-0-0	0.00	3	1.2	0	Ballpark in Arlington	0-0-0	7.20	5	5.0	4
Kauffman Stadium	0-0-0	1.00	3	9.0	1	SkyDome	1-0-0	5.93	8	13.2	9

CORMIER'S CAREER FIELDING

POSITION	PCT	G	PO	A	E	TC	DP
Pitcher	.963	472	56	202	10	268	13

CORMIER'S GAME HIGHS

LOW-HIT CG: 3 – 4/22/96 vs STL ... **SHUTOUTS:** 4/22/96 vs STL ... **STRIKEOUTS:** Starter: 11 – 7/10/92 at LA ...
 Reliever: 5 – 4/17/03 vs FLA ... **WALKS:** 4 – 7 times, last: 8/28/02 vs MTL ... **LONGEST OUTING:** Starter: 9.0 inn. – 6
 times, last: 4/22/96 vs STL ... Reliever: 4.2 inn. – 7/23/95 vs MIN ... **WINNING STREAK:** 8 games – 5/15-end of
 season/03 ... **LOSING STREAK:** 5 games – 4/13-5/31/92; 7/18-8/3/01 ... **SCORELESS STREAK:** 20.1 inn. – 4/3-5/21/03.

GEOFF GEARY ★ RHP



B-T: R-R
HT: 6-0; **WT:** 167
AGE: 27, turns 28 on August 26
BORN: August 26, 1976, Buffalo, NY
RESIDES: El Cajon, CA
ML SERVICE: 33 days
HOW OBTAINED: Phillies 15th round pick in June 1998 draft.

2004
PHILLIES

2003 SEASON: Began season with Scranton (AAA) ... Named Red Barons Pitcher of the Year ... As a starter, set-up man and closer, he reached career highs in games (46) and saves (5) and fell one win shy of tying his career high (10) ... Walked just 13 and struck out 80 in his 87.2 innings ... Phillies Minor League Pitcher of the Month for June (3-0, 0.00 ERA) ... Pitched 28.1 consecutive scoreless innings, 6/24-8/5, falling 1.0 inning shy of club record ... Struck out a season-high 6 batters in 3.0 IP, 7/11 vs Toledo ... Had contract purchased by Phillies, 8/27 ... Made ML debut, 8/27 at MTL (1.0 IP, 1 ER) ... Optioned to Clearwater (A), 8/30 (RHP Mike Williams reinstated from bereavement list) ... Recalled on 9/1 and made 4 more appearances ... Presented the Greg Legg Tenth Man Award by the Scranton booster club, given to a player who comes off the bench to consistently contribute to the success of the team.

CAREER: Six-year pro ... **1998:** Phillies 15th round selection in June draft ... Made pro debut with Batavia (A) ... Reached double figures in strikeouts in 4 of 15 starts, two 10-SO games and back-to-back 12-SO games, 7/11 (Erie) and 7/16 (Utica) ... Topps Player of the Month for August in New York-Penn League (5-0, 1.17 ERA, 14 BB, 101 SO) ... Held opponents to .222 avg ... Led NYPL in ERA (1.60) and IP (95.1), finished 2nd in SO (101), tied for 2nd in wins (9) and tied for 3rd in BB/9.0 IP ratio (1.33) ... Allowed fewest base runners/9.0 IP (8.68) ... NYPL All-Star, 1st team ... Led all Phillies short-season minor leaguers in W, ERA, SHO, IP, SO and tied for most GS (15) ... Earned Batavia's lone win (8-1), 9/4, in 2-1 playoff series loss to Auburn (7.0 IP, 4 H, 12 SO) ... Pitched in Florida Instructional League ... **1999:** Spent entire season with Clearwater ... Started season 5-0, giving him 13 consecutive wins without a loss dating back to 1998 ... His 1.16 BB/9.0 IP ranked 4th among Florida State League starters ... Earned the win in Clearwater's 3-2 playoff victory, 9/8 vs Dunedin (6.0 IP, 6 H, 2 R, 2 ER, 2 BB, 5 SO) ... Pitched in FIL for 2nd year ... **2000:** Spent season at Reading (AA) ... Threw lone complete game, 5/17 vs Trenton (8 H, 2 ER, 8 SO) ... Won 6 straight games, 5/17-6/20 ... Placed on DL, 6/23-7/6 with a left oblique strain ... Phillies Minor League Pitcher of the Week, 7/10-16 ... Returned to DL, 7/31 with a right hamstring strain ... Activated on 8/12 ... Was 1-0, 2.84 ERA in 2 Eastern League playoff starts ... Pitched in Arizona Fall League ... **2001:** Began season at Scranton and appeared in 7 games (3 starts) before being sent to Reading, 4/24 ... Pitched 6.0 shutout innings, 6/25 vs Bowie (4 H, 2 BB, 4 SO) ... Won 4 straight starts, 6/19-7/5 (4-0, 3.71 ERA, 26.2 IP, 11 ER, 27 SO) ... Converted to reliever after 7/5 start at Binghamton (7.0 IP, 4 ER, 9 SO) ... Recorded 1st pro save, 7/14 vs Altoona (1.1 IP) ... Was 4-1, 2.79 ERA in next 15 appearances out of bullpen ... Pitched 13.2 scoreless innings (17 SO), 7/27-8/14 ... Returned to Scranton, 8/23 ... Final 4 appearances of season came out of bullpen ... Went 3-1, 5.68 ERA in 12 games (25.1 IP) in Arizona Fall League ... **2002:** Spent entire season with Scranton and flip-flopped between bullpen and rotation ... Had a 2.49 ERA after 5/8 ... Did not allow an ER for 31.0 consecutive innings, 7/20-8/23, which included a 19.0-inning scoreless streak, 7/30-8/23 ... Won final 3 decisions of season ... Was 1-2, 2.78 ERA in 8 starts; 3-0, 3.17 ERA in 30 relief appearances ... Pitched winter ball for Culiacan, Mexico.

PERSONAL: Geoffrey Michael Geary ... Single ... 1994 graduate of Grossmont High School (El Cajon, CA) ... Attended San Diego Mesa College and University of Oklahoma ... Went 4-3, 2.20 ERA at Oklahoma and led Big 12 in ERA in 1997 ... Played Little League, Connie Mack, American Legion, semipro and Alaska League baseball ... Hobbies: Fishing, bike riding, surfing.

GEOFF GEARY'S CAREER RECORD

YEAR	CLUB	W-L	ERA	G	GS	CG	SHO	SV	IP	H	R	ER	HR	HB	BB	SO	WP	BK
1998	Batavia	9-1	*1.60	16	15	1	1	0	*95.1	78	20	17	6	0	14	101	3	0
1999	Clearwater	10-5	3.95	24	19	2	0	0	139.0	175	77	61	11	5	31	77	6	3
2000	Reading	7-6	4.11	22	22	1	0	0	129.1	141	66	59	15	7	22	112	1	2
2001	Scranton	0-3	6.95	7	3	0	0	0	22.0	35	17	17	2	1	6	21	0	1
	Reading	9-7	3.61	29	13	0	0	2	112.1	101	48	45	14	3	21	88	4	3
2002	Scranton	4-2	3.03	38	8	0	0	1	101.0	108	46	34	9	4	32	82	1	0
2003	Scranton	9-4	2.16	46	3	0	0	5	87.2	73	26	21	3	4	13	80	1	0
	PHILLIES	0-0	4.50	5	0	0	0	0	6.0	8	3	3	0	0	3	3	0	0
Minors Totals		48-28	3.33	182	83	4	1	8	686.2	711	300	254	60	24	139	561	16	9
ML Totals		0-0	4.50	5	0	0	0	0	6.0	8	3	3	0	0	3	3	0	0

* League Leader

GEARY'S CAREER TRANSACTIONS

- Selected by Milwaukee Brewers in 41st round of June 1997 draft, but did not sign.
- Selected by Philadelphia in 15th round of June 1998 draft.

GEARY'S CAREER PITCHING BREAKDOWN

	W-L-S	ERA	G	IP	ER
Atlanta	0-0-0	3.00	2	3.0	1
Florida	0-0-0	4.50	2	2.0	1
Montreal	0-0-0	9.00	1	1.0	1
August	0-0-0	9.00	1	1.0	1
September	0-0-0	3.60	4	5.0	2
Home	0-0-0	6.00	2	3.0	2
Road	0-0-0	3.00	3	3.0	1
Day	0-0-0	4.50	1	2.0	1
Night	0-0-0	4.50	4	4.0	2
Grass	0-0-0	0.00	2	2.0	0
Turf	0-0-0	6.75	3	4.0	3
Post-ASG	0-0-0	4.50	5	6.0	3
Reliever	0-0-0	4.50	5	6.0	3

GEARY'S CAREER STATS BY BALLPARK

	W-L-S	ERA	G	IP	ER
Turner Field	0-0-0	0.00	1	1.0	0
Pro Player Stadium	0-0-0	0.00	1	1.0	0
Olympic Stadium	0-0-0	9.00	1	1.0	1
Veterans Stadium	0-0-0	6.00	2	3.0	2

GEARY'S CAREER FIELDING

POSITION	PCT	G	PO	A	E	TC	DP
Pitcher	-	5	0	0	0	0	0

DOUG GLANVILLE ★ OF



B-T: R-R

HT: 6-2; **WT:** 174

AGE: 33, turns 34 on August 25

BORN: August 25, 1970, Hackensack, NJ

RESIDES: Philadelphia, PA

ML SERVICE: 7 years, 75 days

HOW OBTAINED: Signed by Phillies as a free agent, 1/12/04.

2003 SEASON: Began season with TEX ... Placed on DL for first time in career, 4/14 (torn hamstring tendon in right knee) ... Had arthroscopic surgery, 4/23, to have piece of tendon removed from behind right knee ... Made rehab appearances with Oklahoma (AAA) and Frisco (AA) before being activated, 6/7 ... Batted .304 in 39 games following activation ... Went 10-for-15 (.667) over 3-game span, 7/12-17 ... Had season-high 4 hits twice, 7/17 at TB and 7/23 vs ANA ... Hit .422 (27-64), 2 HR, 8 RBI, 13 R over final 16 games with TEX ... His final game with TEX was the 1,000th of his ML career ... Traded to CHI, 7/30 ... Batted .400 (6-15) in final 7 games of season ... Hit game-winning pinch-RBI triple in 11th inning of Game 3 of NLCS ... Did not commit an error all season (71 G), extending his errorless streak to 225 games ... Entering 2004, his errorless streak is 2nd among ML outfielders to Joe McEwing (230 G); Juan Encarnacion is 3rd (220 G).

CAREER: 13-year pro ... **1991:** Cubs 1st round pick (12th overall) in June draft ... Began pro career at Geneva (A) ... Had fast start, hitting .439 in his first 10 games ... Had 5 hits, 8/1 at Watertown ... Hit .303 for the season in 36 games with 17 steals ... **1992:** Appeared in 120 games at Winston-Salem (A) ... Led Carolina League outfielders in putouts (239) and total chances (312) ... **1993:** Began season at Daytona (A) where he hit .293 in 61 games with 18 SB ... Promoted to Orlando (AA), 6/17 where he appeared in 73 games, hitting 9 HR ... Combined totals for the season: .277.

89 R, 11 HR, 61 RBI, 33 SB ... **1994:** Spent season at Daytona ... Was 5th-toughest to fan in Southern League, once every 10.8 plate app (49 SO, 529 PA) ... Led league outfielders in chances (339) and putouts (322) ... Committed just 3 errors for a .991 fielding % ... **1995:** Promoted to Iowa (AAA) where he spent entire season ... Played 51 games in RF, 47 in CF and 3 in LF ... Had .982 fielding % (4 errors, 221 chances) ... **1996:** Began season at Iowa ... Had 21-game hit streak, 5/9-31, hitting .330 (29-88) ... Recalled by Cubs, 6/9 ... Made ML debut, 6/9 vs MTL, starting in left field (0-4) ... Collected first 2 ML hits, 6/10 at PHI (Terry Mulholland) ... Appeared in 28 games before being optioned back to Iowa, 7/27308 final avg ranked 6th in American Association ... Struck out just 35 times, averaging 1 SO per 11.3 plate app, 4th-lowest ratio in league ... Ended Iowa season with 17-game hit streak (.338, 23-68) ... Recalled on 9/3 ... Hit 1st ML HR, 9/11 vs MTL (Jeff Fassero) ... Was 6-for-19 (.316) as a pinch-hitter ... Appeared in 21 games after September recall ... For the season, appeared in 19 games in LF, 9 in CF and 8 in RF ... **1997:** Hit .300 in 1st full season in majors ... 1st Cubs right-handed batter to hit .300 since Ryne Sandberg in '93 (.309) ... NL's 5th-toughest batter to fan, 46 SO in 510 plate app (1 per 11.1 PA)359 (14-39) clip with 0-2 count was 2nd in NL behind Tony Gwynn (27-46); .277 (52-188) avg with 2 strikes was 4th-best in NL ... Led club with 25 infield hits (had 4 bunt singles) ... Made 57 starts as leadoff batter, hitting .316 (77-244) with 40 runs (2nd-best avg in NL among leadoff hitters) ... Hit 1st career leadoff HR, 5/25 at CIN (Pete Schourek) ... Had 6 straight multi-hit games, 6/28-7/3, hitting .538 (14-26), 1 HR, 7 R ... Had 10-game hit streak, 7/11-20 (.341, 14-41) ... 12 assists was tied for 5th in NL ... Made 79 starts in LF, 25 in CF ... Traded to Phillies, 12/23 ... **1998:** 1st season as a Phillie ... Led NL in at-bats (678); 1st Phillie to lead NL since Juan Samuel (655) in 1987 and most at-bats by a Phillie since Samuel led the majors with a club-record 701 in 1984 ... Led club and was 10th in NL in hits (189) and 9th in multi-hit games (57) ... 189 hits were the most by a RH Phillie since Juan Samuel's 191 in 1984 ... Career-high 14 OF assists was tied for 5th in NL995 fielding % ranked 5th among NL outfielders (had just 2 errors in 158 games and 376 total chances); 3rd in NL in both putouts (360) and total chances ... Had 4 hit streaks of 14 or more games ... Career-best 18-game streak, 5/1-20, was tied for 3rd-longest in NL, .355 (27-76) ... From 4/13-5/20, hit safely in 32 of 33 games (.357) and from 4/13-6/17, hit safely in 54 of 58 games (.364) ... Hit .403 (31-76) during 17-game hit streak, 5/30-6/17 ... Had 1st career 2-HR game, 6/6 at TOR ... **1999:** Reached career highs in AVG (.325), H (204), 2B (38), RBI (73) and SB (34) ... Finished 2nd in NL in hits, 3rd in multi-hit games (62), tied for 7th in batting and tied for 3rd in at-bats (628) ... Became 1st Phillie to reach 200 hits since Pete Rose (208) in 1979 and 1st RH Phillie since Dave Cash's NL-leading 213 in 1975; was 1st Phils outfielder with 200 hits since Rich Ashburn's NL-best 215 in 1958 ... 73 RBI were tied for 1st among NL leadoff hitters with HOU's Craig Biggio ... Scored 101 runs, becoming 1st Phillie with back-to-back 100-run seasons since Dave Hollins (1992-93) and 1st Phils OF since Rich Ashburn (1953-54) ... Had majors' top stolen base % (94%) with a career-high 34 steals in 36 attempts ... Had career-high 4 RBI, 3 times: 4/28 vs CHI, 7/2 vs CHI, 7/29 vs FLA ... Hit 2 leadoff HR: 5/2 vs LA and 7/15 at BOS ... Tied for team-longest with runs scored in 7 straight, 5/4-12 ... Had 10 RBI in 6-game span, 6/4-9 ... Had career-high 5 hits, 9/15 at HOU ... Led club and was tied for 6th in NL with 13 OF assists and 3rd with 406 total chances ... **2000:** Finished 7th in NL in steals (31), 3rd in at-bats (637) and tied for 9th in sacrifice hits (12) ... Was 1 of 3 non-pitchers to rank in the top 9 in sacrifice hits ... Hit 4th career leadoff HR, 4/8 at HOU ... Matched career high with 5 hits, 5/4 vs CIN ... Hit 1st career pinch-HR, 6/12 vs FLA ... Had back-to-back, identical 11-game hit streaks ... Went 16-for-47 (.340) in 1st streak, 7/29-8/10; went hitless on 8/11, followed by 16-for-47 (.340) in 2nd streak, 8/12-24 ... Recorded 2 assists, 8/12 vs HOU (finished season with 9) ... Tied career high with 2 SB, 4 times, last: 9/28 at CHI ... **2001:** Finished 3rd in NL in AB (634) and tied for 7th in SB (28) ... Hit a career-high 14 HR, surpassing previous high of 11, set in 1999 ... Had 2nd career 2-HR game, 5/11 at ARI ... Had two 15-game hit streaks, 5/3-19 (.359, 23-64, 4 HR, 8 RBI) and 5/27 (1)-6/12 (.293, 21-72, 3 HR, 7 RBI) ... Hit a career-high 3 leadoff HR (all in 1 month), 5/11 at ARI, 5/19 vs STL and 5/31 at MTL ... Did not GIDP until 5/20 vs STL and was the 8th-hardest batter to double up in NL ... Had season-high 4 hits, 5/11 at ARI and 6/16 vs BAL ... Was 4-for-6 with 2 doubles and tied career high with 4 RBI, 6/16 vs BAL ... Stole season-high 2 bases, 3 times, last: 8/4 at SF ... Hit .315 (17-54) with RISP and less than 2 outs ... Had 8 OF assists ... Ranked 2nd among all NL outfielders in putouts (413) and total chances (425) ... **2002:** Fifth consecutive season as Phillies Opening Day center fielder ... Was caught stealing his 1st attempt, 4/10 vs ATL, then stole a team-best 13 straight, including a team/season-high 2 bases, 5/7 at HOU and 6/10 at CLE ... Streak was halted when caught on 8/25 at STL, the only other time he was caught all season ... Hit 1st career inside-the-park HR, 5/10 vs ARI ... Was hitting .221 on 6/16 vs BAL and moved to a platoon role in CF ... Following that game, made 40 starts, appeared as a pinch-hitter 22 times, defensive replacement 10 times and pinch-runner 6 times ... Hit 2 leadoff homers, 8/6 at SD and 8/27 vs MTL, giving him 9 in his career, 8 with the Phillies ... His 8 leadoff HR rank 3rd on the Phils' all-time list, trailing Juan Samuel (14) and Lenny Dykstra (12) ... Led team with a .350 (7-20) avg as pinch-hitter ... Got career hit #1,000 on the final day of the season, 9/29 at FLA, in the 2nd inning off Carl Pavano ... Entered the final weekend of the season in FLA needing 6 hits for 1,000 and went 7-for-11 ... Hit .345 (38-110) over his final 34 games ... Finished tied for NL lead among outfielders with a 1.000 fielding percentage (with LA's Dave Roberts) ... Had 7 outfield assists, bringing his total with the Phillies to 51.



PERSONAL: Douglas Metunwa Glanville ... Single ... 1988 graduate of Teaneck High School (NJ) where he was All-State and twice All-County in baseball ... 1992 graduate of the University of Pennsylvania with bachelor's degree in Science and Systems Engineering; was 1991 GTE Academic All-America and a *Baseball America* 2nd-team preseason All-America selection ... Presented 2000 Media Good Guy Award by the Philadelphia Sports Writers Association ... In 2001, was recipient of Phillies 1st annual Community Service Award for being active in the community with many organizations, including UNICEF, Easter Seals and Boys and Girls Clubs ... Hosted celebrity billiards tournament in January 2001 and 2002, with teammates Mike Lieberthal and Randy Wolf, which raised money for the Philadelphia Futures mentor program ... Donated \$5,000 to the American Diabetes Association ... Donated \$25,000 of his 2004 salary to the Philadelphia Futures Program ... Hobbies: Reading, music.

DOUG GLANVILLE'S CAREER RECORD

YEAR	CLUB	AVG	G	AB	R	H	2B	3B	HR	RBI	SH	SF	HP	BB	SO	SB	CS	E
1991	Geneva	.303	36	152	29	46	8	0	2	12	3	1	1	11	25	17	3	0
1992	Winston-Salem	.258	120	485	72	125	18	4	4	36	9	2	4	40	78	32	9	7
1993	Daytona	.293	61	239	47	70	10	1	2	21	4	0	3	28	24	18	15	7
	Orlando	.264	73	296	42	78	14	4	9	40	6	5	2	12	41	15	7	5
1994	Orlando	.263	130	483	53	127	22	2	5	52	10	7	5	24	49	26	20	3
1995	Iowa	.270	112	419	48	113	16	2	4	37	7	4	3	16	64	13	9	4
1996	Iowa	.308	90	373	53	115	23	3	3	34	7	3	2	12	35	15	10	3
	CHICAGO (NL)	.241	49	83	10	20	5	1	1	10	2	1	0	3	11	2	0	1
1997	CHICAGO (NL)	.300	146	474	79	142	22	5	4	35	9	2	1	24	46	19	11	3
1998	PHILLIES	.279	158	*678	106	189	28	7	8	49	5	4	6	42	89	23	6	2
1999	PHILLIES	.325	150	628	101	204	38	6	11	73	5	5	6	48	82	34	2	8
2000	PHILLIES	.275	154	637	89	175	27	6	8	52	12	7	2	31	76	31	8	4
2001	PHILLIES	.262	153	634	74	166	24	3	14	55	10	7	4	19	91	28	6	4
2002	PHILLIES	.249	138	422	49	105	16	3	6	29	8	3	2	25	57	19	2	0
2003	TEXAS	.272	52	195	22	53	5	0	4	14	2	0	0	6	25	4	0	0
	Oklahoma-a	.162	9	37	4	6	0	0	0	3	0	0	1	2	3	1	0	0
	Frisco-a	.133	4	15	2	2	0	0	0	0	0	0	0	1	4	0	0	1
	CHICAGO (NL)	.235	28	51	2	12	0	0	1	2	1	1	0	2	4	0	1	0
Minors Totals		.275	622	2447	344	674	111	16	29	232	46	22	20	143	316	136	73	29
AL Totals		.272	52	195	22	53	5	0	4	14	2	0	0	6	25	4	0	0
NL Totals		.281	976	3607	510	1013	160	31	53	305	52	30	21	194	456	156	36	22
ML Totals		.280	1028	3802	532	1066	165	31	57	319	54	30	21	200	481	160	36	22

* League Leader a-Rehabilitation Assignment

GLANVILLE'S DIVISION SERIES RECORD

YEAR	CLUB	OPP.	AVG	G	AB	R	H	2B	3B	HR	RBI	SH	SF	HP	BB	SO	SB	CS	E
2003	CHI	ATL	.000	2	1	1	0	0	0	0	0	0	0	0	0	0	0	0	0

GLANVILLE'S LEAGUE CHAMPIONSHIP SERIES RECORD

YEAR	CLUB	OPP.	AVG	G	AB	R	H	2B	3B	HR	RBI	SH	SF	HP	BB	SO	SB	CS	E
2003	CHI	FLA	1.000	1	1	0	1	0	1	0	1	0	0	0	0	0	0	0	0

GLANVILLE'S CAREER TRANSACTIONS

- Selected by Chicago Cubs in 1st round (12th overall pick) of June 1991 draft.
- Traded to Philadelphia for Mickey Morandini (2b), December 23, 1997.
- Signed by Texas Rangers as a free agent, December 18, 2002.
- On disabled list with torn tendon in right hamstring, April 15-June 7, 2003; included rehabilitation assignments to Oklahoma, May 23-27, and Frisco, May 27-30 and June 4-7.
- Traded to Chicago Cubs for Jason Fransz (of) and cash, July 30, 2003.
- Signed by Philadelphia as a free agent, January 12, 2004.

GLANVILLE'S CAREER BATTING BREAKDOWN

2003					CAREER					
AVG	AB	H	HR	RBI		AVG	AB	H	HR	RBI
.500	2	1	0	0	Arizona	.294	163	48	5	16
-	-	-	-	-	Atlanta	.220	300	66	2	17
-	-	-	-	-	Chicago	.338	154	52	3	16
.500	2	1	0	0	Cincinnati	.275	200	55	3	17
-	-	-	-	-	Colorado	.303	155	47	4	24
.125	8	1	0	1	Florida	.308	308	95	6	40
.261	23	6	0	1	Houston	.271	203	55	3	11
.200	10	2	0	0	Los Angeles	.257	191	49	2	9
.333	9	3	0	0	Milwaukee	.283	159	45	1	8
.111	9	1	0	0	Montreal	.250	292	73	3	20
.267	15	4	1	1	New York	.275	335	92	6	29
-	-	-	-	-	Philadelphia	.273	44	12	0	1
.333	6	2	0	0	Pittsburgh	.262	187	49	1	16
.000	5	0	0	0	St. Louis	.311	190	59	5	18
.000	3	0	0	0	San Diego	.262	187	49	2	13
.000	1	0	0	0	San Francisco	.269	186	50	1	12
.353	34	12	1	3	Anaheim	.353	34	12	1	3
.375	8	3	0	0	Baltimore	.350	117	41	1	15
.667	3	2	1	1	Boston	.313	64	20	2	6
-	-	-	-	-	Chicago	.200	10	2	0	0
-	-	-	-	-	Cleveland	.381	21	8	1	2
-	-	-	-	-	Detroit	.111	9	1	0	0
.667	9	6	1	1	Kansas City	.619	21	13	2	3
.333	3	1	0	0	Minnesota	.313	16	5	0	1
-	-	-	-	-	New York	.309	55	17	0	8
.161	31	5	0	1	Oakland	.161	31	5	0	1
.149	47	7	1	3	Seattle	.149	47	7	1	3
.444	18	8	0	4	Tampa Bay	.299	67	20	0	5
-	-	-	-	-	Toronto	.339	56	19	2	5
.250	4	1	0	0	March	.100	10	1	0	0
.196	56	11	2	2	April	.259	575	149	10	52
-	-	-	-	-	May	.301	594	179	16	61
.203	64	13	0	2	June	.265	649	172	6	50
.389	72	28	2	10	July	.305	712	217	9	61
.188	32	6	0	1	August	.287	631	181	9	45
.333	18	6	1	1	September	.267	602	161	7	48
-	-	-	-	-	October	.207	29	6	0	2
.281	121	34	3	8	Home	.285	1849	527	26	163
.248	125	31	2	8	Road	.276	1953	539	31	156
.234	77	18	2	2	Day	.287	1285	369	26	102
.278	169	47	3	14	Night	.277	2517	697	31	217
.256	219	56	5	12	Grass	.281	1903	535	31	152
.333	27	9	0	4	Turf	.280	1899	531	26	167
.231	143	33	3	7	Pre-ASG	.282	2021	570	35	181
.311	103	32	2	9	Post-ASG	.278	1781	496	22	138
.280	93	26	1	7	vs LHP	.264	997	263	19	90
.255	153	39	4	9	vs RHP	.286	2805	803	38	229
.193	57	11	0	11	RISP	.257	803	206	7	249
.200	5	1	0	4	Bases loaded	.297	74	22	0	52
.154	13	2	0	0	Pinch-hitting	.254	71	18	1	8

2004
PHILLIES

GLANVILLE'S CAREER STATS BY BALLPARK

	AVG	AB	H	HR	RBI		AVG	AB	H	HR	RBI
Bank One Ballpark	.300	80	24	2	6	Miller Park	.375	24	9	0	3
Turner Field	.195	159	31	1	7	Olympic Stadium	.236	148	35	1	13
Wrigley Field	.308	412	127	5	33	Shea Stadium	.286	168	48	3	17
Cinergy Field	.252	107	27	1	8	Veterans Stadium	.281	1465	412	20	128
Great American Ball Park	—	0	0	0	0	Three Rivers Stadium	.313	67	21	1	8
Coors Field	.314	70	22	3	11	PNC Park	.176	17	3	0	0
Pro Player Stadium	.288	146	42	2	17	Busch Stadium	.367	79	29	3	9
Astrodome	.244	41	10	1	2	Qualcomm Stadium	.257	101	26	2	6
Minute Maid Park	.236	55	13	2	5	3Com Park	.226	53	12	0	1
Dodger Stadium	.235	98	23	0	0	SBC Park	.327	49	16	0	7
County Stadium	.274	73	20	1	3	H. Bithorn Stadium	.111	9	1	0	0
Angel Stadium	.333	21	7	1	1	Yankee Stadium	.192	26	5	0	1
Camden Yards	.380	50	19	1	10	N.A. Coliseum	.182	11	2	0	1
Fenway Park	.333	39	13	1	4	SAFECO Field	.133	30	4	1	1
U.S. Cellular Field	.000	4	0	0	0	Tropicana Field	.348	46	16	0	4
Jacobs Field	.381	21	8	1	2	Ballpark in Arlington	.301	93	28	2	7
Comerica Park	.111	9	1	0	0	SkyDome	.387	31	12	2	4

GLANVILLE'S CAREER FIELDING

POSITION	PCT	G	PO	A	E	TC	DP
Outfield	.990	966	2187	66	22	2275	21

GLANVILLE'S GAME HIGHS

HITS: 5 – 9/15/99 at HOU; 5/4/00 vs CIN ... **RUNS:** 3 – 14 times, last: 7/28/02 at ATL ... **DOUBLES:** 2 – 12 times, last: 7/15/01 vs NYY ... **TRIPLES:** 1 ... **HOME RUNS:** 2 – 6/6/98 at TOR; 5/11/01 at ARI ... **RBI:** 4 – 4 times, last: 6/16/01 vs BAL ... **WALKS:** 3 – 4 times, last: 5/17/02 at ARI ... **STOLEN BASES:** 2 – 11 times, last: 6/10/02 at CLE ... **HITTING STREAK:** 18 games – 5/1-20/98 ... **INSIDE-THE-PARK HR:** 1 – 5/10/02 vs ARI ... **GRAND SLAMS:** None ... **PINCH-HR:** 6/12/00 vs FLA.



JOSH HANCOCK ★ RHP

B-T: R-R

HT: 6-3; **WT:** 205

AGE: 25, turns 26 on April 11

BORN: April 11, 1978, Cleveland, MS

RESIDES: Tupelo, MS

ML SERVICE: 54 days

HOW OBTAINED: Acquired from Boston Red Sox for Jeremy Giambi, 12/15/02.

2003 SEASON: Spent entire season with Scranton (AAA) ... Finished tied for International League lead in shutouts (2), 3rd in innings (165.2) and tied for 5th in complete games (2) ... Named both International League and Phillies Minor League Pitcher of the Week 3 times, becoming 1st Scranton pitcher to win IL award 3 times in a season since Andy Ashby in 1991 ... Allowed 1 hit in 8.0 IP, 6/19 vs Toledo ... Pitched 2-hit shutout (9.0 IP), 8/13 vs Buffalo ... Went 5-0, 2.47 ERA in final 8 starts of season ... Recalled on 9/2 ... Made Phillies debut, 9/9 at ATL, in relief (1.0 IP, 2 H, 1 R, 1 ER, 1 SO) ... Pitched 2.0 scoreless innings in final game at Veterans Stadium, 9/28 vs ATL.

CAREER: Six-year pro ... **1998:** Spent 1st pro season with Gulf Coast Red Sox (R) ... Held opponents to .196 avg ... Promoted to Lowell (A) and made just 1 start ... **1999:** Pitched for Augusta (A) ... Compiled a 1.86 ERA in 5 July starts ... **2000:** Spent entire season with Sarasota (A) ... Pitched at least 5.0 innings in 19 of 24 starts ... **2001:** Spent season with Trenton (AA) ... Struck out a season-high 10 batters, 5/19 vs Altoona (7.1 IP) ... Had a season-best 1.33 ERA in 4 July starts ... Allowed 3 ER or less in 19 of 24 starts ... **2002:** Began season with Trenton (AA) ... Held left-handers to .225 avg ... Struck out a season-high 11, 4/12 at Norwich (6.0 IP) ... Was hit in the face by a line drive, 6/3 vs Reading (3.2 IP) ... On DL with a fractured right jaw, 6/4-7/3 ... Earned his only career save in first game back, 7/3 vs Portland (3.0 IP) ... Threw 7.0 shutout innings in his final AA start, 7/17 vs Norwich (won, 1 BB, 4 SO) ... Promoted to Pawtucket.

7/24 ... Won his first 3 starts with Pawtucket, 7/24-8/3 ... Held opposing hitters to .235 avg; lefties, .227 ... Recalled to BOS on 9/2 ... Made ML debut, 9/10 at TB (1.0 IP) ... Retired first 6 ML batters he faced ... Made 1st ML start, 9/26 at CWS (lost 3-2, 5.1 IP, 5 H, 3 R, 3 ER, 2 BB, 6 SO) ... Pitched in one game (2.0 IP, BB) for Scottsdale in Arizona Fall League, before being sidelined with a groin injury ... Underwent surgery in mid-November to repair a torn groin muscle.

PERSONAL: Joshua Morgan Hancock ... Single ... 1996 graduate of Vestavia Hills High School (Birmingham, AL) ... Played on 3 high school state championship teams, going 9-0, 0.92 ERA his senior year ... Selected All-State and 1996 Gatorade Player of the Year ... Attended Auburn University, where he played one season and helped lead the Tigers to the 1997 College World Series ... Was 2-0, 4.75 with 32 strikeouts in 13 games (2 starts) for Auburn, which went 55-17 ... Was a college teammate of Oakland A's pitcher Tim Hudson.

JOSH HANCOCK'S CAREER RECORD

YEAR	CLUB	W-L	ERA	G	GS	CG	SHO	SV	IP	H	R	ER	HR	HB	BB	SO	WP	BK
1998	Red Sox, GCL	1-1	3.38	5	1	0	0	0	13.1	9	5	5	1	0	3	21	0	0
	Lowell	0-1	2.25	1	1	0	0	0	4.0	5	2	1	0	0	4	4	1	0
1999	Augusta	6-8	3.80	25	25	0	0	0	139.2	154	79	59	12	4	46	106	10	1
2000	Sarasota	5-10	4.45	26	24	1	0	0	143.2	164	89	71	9	6	37	95	8	2
2001	Trenton	8-6	3.65	24	24	0	0	0	130.2	138	60	53	8	4	37	119	11	0
2002	Trenton	3-4	3.61	15	14	2	0	1	84.2	82	40	34	9	5	18	69	5	0
	Pawtucket	4-2	3.45	8	8	0	0	0	44.1	39	20	17	2	2	26	29	3	0
	BOSTON	0-1	3.68	3	1	0	0	0	7.1	5	3	3	1	0	2	6	0	0
2003	Scranton	10-9	3.86	28	27	2	#2	0	165.2	147	78	71	14	6	46	122	4	0
	PHILLIES	0-0	3.00	2	0	0	0	0	3.0	2	1	1	0	0	0	4	0	0
Minors Totals		37-41	3.86	132	124	5	2	1	726.0	738	373	311	55	27	217	565	42	3
AL Totals		0-1	3.68	3	1	0	0	0	7.1	5	3	3	1	0	2	6	0	0
NL Totals		0-0	3.00	2	0	0	0	0	3.0	2	1	1	0	0	0	4	0	0
ML Totals		0-1	3.48	5	1	0	0	0	10.1	7	4	4	1	0	2	10	0	0

Tied for League Lead

HANCOCK'S MAJOR LEAGUE HITTING TOTALS

	AVG	AB	R	H	2B	3B	HR	RBI	SH	SF	HP	BB	SO	SB	CS	E
Career	Has never hit															

HANCOCK'S CAREER TRANSACTIONS

- Selected by Boston Red Sox in 5th round of June 1998 draft.
- Traded to Philadelphia for Jeremy Giambi (1b/of), December 15, 2002.

HANCOCK'S CAREER PITCHING BREAKDOWN

2003					CAREER					
W-L-S	ERA	G	IP	ER	W-L-S	ERA	G	IP	ER	
0-0-0	3.00	2	3.0	1	Atlanta	0-0-0	3.00	2	3.0	1
-	-	-	-	-	Chicago	0-1-0	5.06	1	5.1	3
-	-	-	-	-	Cleveland	0-0-0	0.00	1	1.0	0
-	-	-	-	-	Tampa Bay	0-0-0	0.00	1	1.0	0
0-0-0	3.00	2	3.0	1	September	0-1-0	3.48	5	10.1	4
0-0-0	0.00	1	2.0	0	Home	0-0-0	0.00	2	3.0	0
0-0-0	9.00	1	1.0	1	Road	0-1-0	4.91	3	7.1	4
0-0-0	0.00	1	2.0	0	Day	0-1-0	3.68	2	7.1	3
0-0-0	9.00	1	1.0	1	Night	0-0-0	3.00	3	3.0	1
0-0-0	9.00	1	1.0	1	Grass	0-1-0	4.91	3	7.1	4
0-0-0	0.00	1	2.0	0	Turf	0-0-0	0.00	2	3.0	0
0-0-0	3.00	2	3.0	1	Post-ASG	0-1-0	3.48	5	10.1	4
-	-	-	-	-	Starter	0-1-0	5.06	1	5.1	3
0-0-0	3.00	2	3.0	1	Reliever	0-0-0	1.80	4	5.0	1



HANCOCK'S CAREER STATS BY BALLPARK

	W-L-S	ERA	G	IP	ER		W-L-S	ERA	G	IP	ER
Turner Field	0-0-0	9.00	1	1.0	1	Fenway Park	0-0-0	0.00	1	1.0	0
Veterans Stadium	0-0-0	0.00	1	2.0	0	US Cellular Field	0-1-0	5.06	1	5.1	3
						Tropicana Field	0-0-0	0.00	1	1.0	0

HANCOCK'S CAREER FIELDING

POSITION	PCT	G	PO	A	E	TC	DP
Pitcher	—	5	0	0	0	0	0

HANCOCK'S GAME HIGHS

STRIKEOUTS: 6 – 9/26/02 at CWS ... **WALKS:** 2 – 9/26/02 at CWS ... **LONGEST OUTING:** Starter: 5.1 inn. – 9/26/02 vs CWS ... Reliever: 2.0 inn. – 9/28/03 vs ATL ... **LOSING STREAK:** 1 game.

ROBERTO HERNANDEZ ★ RHP



B-T: R-R

HT: 6-4; **WT:** 250

AGE: 39, turns 40 on November 11

BORN: November 11, 1964, Santurce, PR

RESIDES: Gulfport, FL

ML SERVICE: 12 years, 20 days

HOW OBTAINED: Signed by Phillies as a free agent, 12/15/03.

2003 SEASON: Was scored upon in just 2 appearances over a 21-game stretch, 4/6-5/16 (2-0, 1.86 ERA, 19.1 IP, 4 ER, 16 SO) ... ATL was 20-1 in those games (lone loss was to Phillies) ... Placed on 15-day DL, 6/12 (strained lower back) ... Activated, 6/27 ... Placed back on 15-day DL, 8/13 (strained left hamstring) ... Activated, 9/2 ... Had a 1.74 ERA in 10 September games.

CAREER: 18-year pro ... **1986:** Began pro career with Salem (A) ... **1987:** Averaged 9.0 SO/9.0 IP for Quad City (A) ... **1988:** Split season between Quad City and Midland (AA) ... **1989:** Began season with Palm Springs (A) ... Made 7 starts before being promoted to Midland ... Traded to CWS, 8/3, and assigned to South Bend (A) ... **1990:** Opened season with Birmingham (AA) ... Promoted to Vancouver (AAA), 7/8 ... **1991:** Pitched at 4 levels of the CWS organization ... Began season at Vancouver but underwent potentially life-threatening surgery to transfer veins from his inner thigh to his right forearm, 6/4 ... Injury was diagnosed as blood clots after he suffered numbness in his right hand while pitching for Vancouver ... Made 1 rehab appearance for Sarasota (A) following his surgery ... Joined Birmingham and went 2-1, 1.99 ERA in 4 starts ... Recalled on 8/31 ... Made ML debut in a start, 9/2 vs KC ... Pitched no-hit ball through 6.0 innings before allowing a leadoff double in 7th (Bill Pecota) ... Gave up just 1 run on 1 hit over 7.0 innings to get a 5-1 win in what remains his longest big league outing ... **1992:** Began season with Vancouver and was moved to bullpen for 1st time ... Led AL relievers (min. 50.0 IP) in opponents batting avg (.180) and was 3rd in relief ERA (1.65) ... Was 5-1, 0.44 ERA, 6 saves at home ... Earned 1st career relief win, 6/21 vs DET, and had career-high 7 SO (4.2 IP) ... Struck out 49 and walked 7 in 49.0 IP following All-Star break ... Named to *Baseball America's* Winter All-Star team after posting 16 saves and 1.85 ERA for Maraguez in Puerto Rican League ... **1993:** Helped lead CWS to AL West Division title by going 2-1, 21 saves after All-Star break ... Finished 4th in AL in saves (38), 2nd-highest total in club history behind Bobby Thigpen's ML-record 57 ... Converted 38 of 44 save opportunities (86.4%) and had a 2.29 ERA, 4th-best among AL relievers ... Had a streak of 15 consecutive save conversions stopped, 9/15 at KC ... Won Rolaids Relief award for September ... Appeared in four games of ALCS, pitching 4.0 scoreless innings ... Earned save in Game 4 which tied the series at 2-2 before TOR won the next two games ... **1994:** Led AL in games finished (45) ... Held left-handers to .217 avg, 6th-lowest in AL ... **1995:** Led all ML relievers with 12.7 SO/9.0 IP; highest rate by a reliever in CWS history ... Converted 32 of 42 saves, including 20 of 24 after All-Star break ... **1996:** Finished 3rd in AL in saves (38), tying 2nd-highest total in club history ... Converted 38 of 46 save opportunities (82.6%), including a club-record 20 straight, 4/3-6/14 ... Did not allow a run until 5/14 vs NYY; his 14th appearance of season, breaking a streak of 21.1 scoreless innings, dating back to 1995 ... Led all AL relievers (min. 54.0 IP) with a 1.91 ERA and also led AL in games finished (61) ... Finished 2nd in Rolaids Relief Man standings behind NYY's John Wetteland ... Allowed 10 of his 18 ER in September ... Took a 1.26 ERA into final month of season ... Posted a career-best 85 SO ... Became 1st CWS reliever since Bobby Thigpen (1990) to make the All-Star team (1.0 IP) ... Was involved in pre-game accident during

team photos that resulted in Cal Ripken breaking his nose ... Held AL hitters to .208 avg with men on base, 4th-best mark in league ... **1997:** Was 3rd in AL in saves (27) and was on pace for his first 40-save season when he was traded to SF, 7/31, as part of 9-player deal ... Was unscored upon in his final 10 appearances for CWS (8-for-8 in save opportunities) ... Tied for ML lead with 10 combined relief wins ... Converted 27 of 31 save opportunities with CWS and 4 of 8 with SF ... Earned 148th career save, 6/17 vs CHI to surpass Willie Hernandez as the all-time saves leader among Latin pitchers ... Picked up 1st NL win, 8/3 at CIN (2.0 IP) ... Earned 1st NL save, 8/12 vs CIN (1.2 IP) ... Collected 1st ML hit, 8/14 vs CHI, when he singled in his 1st big league plate appearance (Ramon Tatis) ... Appeared in all 3 games of NLDS vs FLA ... Suffered the loss in Game 2, a 7-6 defeat ... **1998:** His 26 saves were 3rd-most by a reliever on a 1st-year expansion team (Bryan Harvey, 1993 Marlins, 45; Gregg Olson, 1998 Diamondbacks, 30) ... Tied for 5th in AL in games finished (58) ... Did not allow an earned run, 5/10-6/28, a span of 22 straight games (25.1 IP); allowed 1 unearned run over that stretch, 6/7 vs MTL ... Earned 15 saves during that stretch and lowered his ERA from 7.80 to 2.97 ... Held opponents to a .212 avg, lowest on TB staff ... Held lefties to .184 avg (25-136), 2nd-lowest in AL behind Armando Benitez (.181) ... Allowed just 3 of 18 inherited runners to score (16.7%), best on staff ... **1999:** Selected as Devil Rays MVP by Tampa Bay chapter of BBWAA ... Saved a career-high 43 games ... Became 19th AL reliever to record 40 saves and 3rd Hispanic pitcher to do it, joining Mariano Rivera and Jose Mesa ... Converted 43 of 47 save opportunities, including 22 of his last 23, for a 91.5 save %, 2nd-best in AL (Rivera - 91.8%, 45-49) ... By saving 43 of TB's 69 wins, he saved 62.3% of the team's victories, breaking the AL record of 60.6% set in 1990 by CWS's Bobby Thigpen ... Also became just the 4th pitcher to save at least 60% of his team's wins since the save became an official stat in 1969, joining Bryan Harvey (Florida-1993, 71.3%), Randy Myers (Cubs-1993, 63.1%) and Thigpen ... Led the majors in games finished (66) ... Ranked 7th in AL with 72 appearances and a 3.07 ERA in relief ... Appeared in 70 games for 4th time in his career ... Fifth 30-save season ... Surrendered a run on Opening Day, 4/5 at BAL, before pitching 10 straight scoreless appearances, his longest streak of the season ... ERA was at a season-low 0.79 at end of that stretch (4/23) ... Pitched a hitless and scoreless 9th inning, 5/1 vs DET for his 200th career save, becoming only the 23rd pitcher to reach that plateau ... Finished 2nd in AL Rolands Relief Man race with 119 points, behind Mariano Rivera (129) ... **2000:** Finished 9th in AL in saves (32) ... Ranked 8th in league with .800 save % (32-40) ... Surrendered HRs to ANA's Mo Vaughn, Tim Salmon and Troy Glaus in 9th inning, 4/21, marking the 1st time in his career that he had given up more than 1 HR in a game ... The 3 HRs were as many as he had allowed to the previous 485 batters, dating back to 7/14/98 ... Converted 25 of 26 save opportunities (39 G), 6/9-9/25, posting a 1.33 ERA during that stretch ... Earned his 250th career save, 7/24 at DET ... Recorded a save in a season-high 7 straight outings, 8/15-31 (7.2 IP, 1 ER) ... **2001:** Led KC in Rolands Relief Man points, marking his ML-leading 9th consecutive season of leading his team ... Was 28-for-34 in save opportunities and saved 43% of KC's wins, 5th-best % in AL ... Won 5 games, his highest win total since 1997 (10) ... Ranked 6th in AL in games finished (55) and tied for 8th in saves ... Put together 2 streaks of 10 straight scoreless outings, 5/16-6/14 and 8/7-9/1 ... Allowed 3 of 13 inherited runners to score (23%), the best % on team ... Had 16 scoreless appearances in 20 games, 4/15-6/14 (2.22 ERA) ... Picked up 2 saves in 1 day, 6/16 at MIL; earned the save in a game postponed from the previous day (stats are for 6/15), as well as the regularly-scheduled game ... Made 7 appearances in the team's 15 interleague games, compiling a team-best 1.08 ERA with 5 saves (8.1 IP, 3 R, 1 ER) ... **2002:** Posted 20 or more saves for 8th straight season and 9th time in his career ... Opened season on DL (right elbow strain), retroactive to 3/22 ... Made season debut, 5/2 at BAL ... Made 2 middle relief appearances before moving into closer's role, 5/7 ... Posted a 3.56 ERA after moving into closer's role (48.0 IP, 19 ER) ... Began season by earning a save in 8 straight opportunities, extending his streak to 17 games dating back to 2001 ... Retired 39 of the 53 first batters he faced ... Stranded 9 of 11 inherited runners ... Earned 300th career save, 5/25 vs TEX, becoming the 15th player in ML history, and 1st born outside the U.S., to record at least 300 saves ... Named Royals Pitcher of the Month for June after posting a team-best 1.54 ERA with 5 saves in 6 opportunities ... Earned lone win of season, 6/9 vs STL ... Had a 1.35 ERA in 6 interleague games (6.2 IP, 1 ER) ... During his 2 years with KC, he was 54-for-67 (.806) in save opportunities.

PERSONAL: Roberto Manuel Hernandez ... Married Ivonne Barber; one daughter, Kairy (6/4/92) and two sons, Roberto Jr. (5/8/94) and Jose (12/1/99) ... Attended New Hampton High School (NH) ... Attended University of South Carolina-Aiken, where he played baseball ... The school's refurbished ballpark was named after Hernandez in 1993 ... Served as the 2002 "Project Warmth" chairperson along with Trent Green of the Kansas City Chiefs and supports the Puerto Rico All-Stars Fund, which supports youth-related educational and character-building programs ... Joined several of his teammates at the Gloves for Kids event in 2002, which benefited children involved with the RBI (Reviving Baseball in the Inner Cities) program ... Also volunteered for several community activities in Kansas City during the Christmas season and participated in the 2002 Royals Farmland Caravan ... Organized an autograph show to benefit the hurricane disaster relief fund for Puerto Rico and the Dominican Republic in the winter of 1998 ... Was nominated for the Florida Sports Awards Hometown Hero Award in 1998 ... Honored as a "Good Guy in Sports" by *The Sporting News* for 3 straight years (2000-02) for his civic dedication and community service.



ROBERTO HERNANDEZ' CAREER RECORD

YEAR	CLUB	W-L	ERA	G	GS	CG	SHO	SV	IP	H	R	ER	HR	HB	BB	SO	WP	BK
1986	Salem	2-2	4.58	10	10	0	0	0	55.0	57	37	28	3	1	42	38	6	0
1987	Quad City	2-3	6.86	7	6	0	0	1	21.0	24	21	16	2	2	12	21	5	0
1988	Quad City	9-10	3.17	24	24	6	1	0	164.2	157	58	48	8	6	48	114	7	5
	Midland	0-2	6.57	3	3	0	0	0	12.1	16	13	9	0	1	8	7	1	0
1989	Palm Springs	1-4	4.64	7	7	0	0	0	42.2	49	27	22	2	2	16	33	4	0
	Midland	2-7	6.89	12	12	0	0	0	64.0	94	57	49	4	2	30	42	4	1
	South Bend	1-1	3.33	4	4	0	0	0	24.1	19	9	9	1	0	7	17	0	0
1990	Birmingham	8-5	3.67	17	17	1	0	0	108.0	102	57	44	6	6	43	62	3	1
	Vancouver	3-5	2.84	11	11	3	1	0	79.1	73	33	25	4	2	26	49	3	0
1991	Vancouver	4-1	3.22	7	7	0	0	0	44.2	41	17	16	2	0	23	40	1	0
	Sarasota	0-0	0.00	1	1	0	0	0	6.0	2	0	0	0	0	0	7	0	0
	Birmingham	2-1	1.99	4	4	0	0	0	22.2	11	5	5	2	2	6	25	2	0
	CHICAGO (AL)	1-0	7.80	9	3	0	0	0	15.0	18	15	13	1	0	7	6	1	0
1992	Vancouver	3-3	2.61	9	0	0	0	2	20.2	13	9	6	0	0	11	23	0	1
	CHICAGO (AL)	7-3	1.65	43	0	0	0	12	71.0	45	15	13	4	4	20	68	2	0
1993	CHICAGO (AL)	3-4	2.29	70	0	0	0	38	78.2	66	21	20	6	0	20	71	2	0
1994	CHICAGO (AL)	4-4	4.91	45	0	0	0	14	47.2	44	29	26	5	1	19	50	1	0
1995	CHICAGO (AL)	3-7	3.92	60	0	0	0	32	59.2	63	30	26	9	3	28	84	1	0
1996	CHICAGO (AL)	6-5	1.91	72	0	0	0	38	84.2	65	21	18	2	0	38	85	6	0
1997	CHICAGO (AL)	5-1	2.44	46	0	0	0	27	48.0	38	15	13	5	1	24	47	2	0
	SAN FRAN.	5-2	2.48	28	0	0	0	4	32.2	29	9	9	2	0	14	35	1	0
1998	TAMPA BAY	2-6	4.04	67	0	0	0	26	71.1	55	33	32	5	5	41	55	1	0
1999	TAMPA BAY	2-3	3.07	72	0	0	0	43	73.1	68	27	25	1	4	33	69	3	0
2000	TAMPA BAY	4-7	3.19	68	0	0	0	32	73.1	76	33	26	9	3	23	61	2	1
2001	KANSAS CITY	5-6	4.12	63	0	0	0	28	67.2	69	34	31	7	1	26	46	6	0
2002	KANSAS CITY	1-3	4.33	53	0	0	0	26	52.0	62	29	25	6	3	12	39	3	0
	Omaha	0-0	0.00	2	0	0	0	0	2.0	0	1	0	0	0	3	3	1	0
2003	ATLANTA	5-3	4.35	66	0	0	0	0	60.0	61	36	29	10	3	43	45	0	0
	Richmond-a	1-1	9.45	6	0	0	0	0	6.2	11	9	7	0	1	4	10	1	0
Minor Totals		38-45	3.93	124	106	10	2	0	674.0	670	365	294	34	26	279	491	38	8
AL Totals		43-49	3.17	668	3	0	0	316	742.1	669	302	268	60	25	291	681	30	1
NL Totals		10-5	3.69	94	0	0	0	4	92.2	90	45	38	2	0	57	80	1	0
ML Totals		53-54	3.30	762	3	0	0	320	835.0	759	347	306	72	28	348	761	31	1

a-Rehabilitation Assignment

HERNANDEZ' DIVISION SERIES RECORD

YEAR	CLUB, OPP.	W-L	ERA	G	GS	CG	SHO	SV	IP	H	R	ER	HR	HB	BB	SO	WP	BK
1997	SF, FLA	0-1	20.25	3	0	0	0	0	1.1	5	3	3	0	0	3	1	0	0
2003	ATL, CHI	0-0	0.00	1	0	0	0	0	1.0	1	0	0	0	0	0	0	0	0
DS Totals		0-1	11.57	4	0	0	0	0	2.1	6	3	3	0	0	3	1	0	0

HERNANDEZ' LEAGUE CHAMPIONSHIP SERIES RECORD

YEAR	CLUB, OPP.	W-L	ERA	G	GS	CG	SHO	SV	IP	H	R	ER	HR	HB	BB	SO	WP	BK
1993	CWS, TOR	0-0	0.00	4	0	0	0	1	4.0	4	0	0	0	0	1	0	0	

HERNANDEZ' ALL-STAR GAME RECORD

YEAR	CLUB, SITE	W-L	ERA	G	GS	CG	SHO	SV	IP	H	R	ER	HR	HB	BB	SO	WP	BK
1996	AL, PHI	0-0	0.00	1	0	0	0	0	1.0	1	0	0	0	0	0	0	0	
1999	AL, BOS	0-0	0.00	1	0	0	0	0	1.0	0	0	0	0	0	0	0	0	
ASG Totals		0-0	0.00	2	0	0	0	0	2.0	1	0	0	0	0	0	0	0	

HERNANDEZ' MAJOR LEAGUE HITTING TOTALS

	AVG	AB	R	H	2B	3B	HR	RBI	SH	SF	HP	BB	SO	SB	CS	E
1997/Career	.500	2	0	1	0	0	0	0	0	0	0	0	1	0	0	11

HERNANDEZ' CAREER TRANSACTIONS

- Selected by California Angels in 1st round (16th overall) of June 1986 draft.
- Traded to Chicago White Sox with Mark Doran (of) for Mark Davis (lhp), August 2, 1989.
- Traded to San Francisco Giants with Wilson Alvarez (lhp) and Danny Darwin (rhp) for Keith Foulke (rhp), Bobby Howry (rhp), Lorenzo Barcelo (rhp), Ken Vining (lhp), Michael Caruso (inf) and Brian Manning (of), July 31, 1997.
- Traded to Oakland Athletics with Cory Lidle (rhp) for Ben Grieve (of), January 8, 2001.
- Traded to Kansas City Royals with A.J. Hinch (c), Angel Berroa (inf) and cash for Johnny Damon (of), Mark Ellis (inf) and a player to be named later, January 8, 2001.
- On disabled list with right elbow strain, March 22-May 2, 2002; included rehabilitation assignment to Omaha, April 4-8.
- Signed by Atlanta Braves as a free agent, January 17, 2003.
- On disabled list with a strained lower back, June 12-27, 2003.
- On disabled list with a strained left hamstring, August 13-September 2, 2003; included rehabilitation assignment to Richmond, August 18-September 2.
- Signed by Philadelphia as a free agent, December 17, 2003.

HERNANDEZ' CAREER PITCHING BREAKDOWN

2003						CAREER				
W-L-S	ERA	G	IP	ER		W-L-S	ERA	G	IP	ER
0-0-0	0.00	2	2.0	0	Arizona	0-0-1	0.00	3	3.0	0
-	-	-	-	-	Atlanta	0-1-1	4.15	4	4.1	2
0-0-0	0.00	4	4.0	0	Chicago	0-0-2	1.04	9	8.2	1
0-2-0	13.50	3	3.1	5	Cincinnati	1-2-2	6.75	7	9.1	7
1-0-0	13.50	3	1.1	2	Colorado	2-0-0	5.40	4	3.1	2
1-0-0	4.09	12	11.0	5	Florida	1-1-4	5.23	21	20.2	12
1-0-0	0.00	3	4.0	0	Houston	2-0-1	0.00	7	8.1	0
0-0-0	18.00	2	1.0	2	Los Angeles	0-0-1	4.91	4	3.2	2
0-0-0	0.00	2	2.0	0	Milwaukee	3-2-13	1.27	32	35.1	5
0-1-0	6.30	11	10.0	7	Montreal	0-2-3	4.66	21	19.1	10
1-0-0	5.79	6	4.2	3	New York	1-0-2	3.00	10	9.0	3
0-0-0	0.00	7	7.0	0	Philadelphia	2-0-1	0.00	14	16.0	0
1-0-0	6.75	2	1.1	1	Pittsburgh	1-0-1	2.25	4	4.0	1
0-0-0	0.00	2	1.2	0	St. Louis	1-0-1	0.00	6	6.2	0
0-0-0	10.13	3	2.2	3	San Diego	1-0-1	4.91	7	7.1	4
0-0-0	0.00	1	1.0	0	San Francisco	0-0-0	0.00	1	1.0	0
-	-	-	-	-	Anaheim	4-5-16	4.17	48	54.0	25
-	-	-	-	-	Baltimore	2-3-26	1.61	48	56.0	10
-	-	-	-	-	Boston	3-3-22	3.33	48	54.0	20
-	-	-	-	-	Chicago	1-1-13	1.35	25	26.2	4
-	-	-	-	-	Cleveland	2-2-29	3.58	55	55.1	22
-	-	-	-	-	Detroit	6-6-31	3.50	56	64.1	25
-	-	-	-	-	Kansas City	4-6-27	2.77	44	55.1	17
-	-	-	-	-	Minnesota	1-4-24	3.40	52	53.0	20
-	-	-	-	-	New York	3-3-12	4.87	40	40.2	22
0-0-0	0.00	1	1.2	0	Oakland	6-5-19	4.89	48	53.1	29
-	-	-	-	-	Seattle	0-4-20	3.66	48	51.2	21
0-0-0	0.00	1	1.0	0	Tampa Bay	1-0-3	0.00	7	7.0	0
0-0-0	27.00	1	0.1	1	Texas	3-1-18	4.61	47	52.2	27
-	-	-	-	-	Toronto	2-3-26	2.65	42	51.0	15
0-0-0	9.00	1	1.0	1	March	0-0-0	3.38	2	2.2	1
1-0-0	2.77	14	13.0	4	April	4-8-35	3.57	102	108.1	43
3-2-0	6.08	14	13.1	9	May	8-8-56	4.35	125	134.1	65
1-0-0	3.38	6	5.1	2	June	11-5-61	2.86	132	145.0	46
0-0-0	4.40	15	14.1	7	July	5-12-62	3.29	140	145.0	53
0-0-0	13.50	4	2.2	4	August	11-8-57	2.18	131	148.1	36
0-1-0	1.74	12	10.1	2	September	12-13-46	3.60	121	142.1	57
-	-	-	-	-	October	2-0-3	5.00	9	9.0	5



HERNANDEZ' CAREER PITCHING BREAKDOWN (Continued)

2003					CAREER					
W-L-S	ERA	G	IP	ER		W-L-S	ERA	G	IP	ER
4-1-0	5.61	31	25.2	16	Home	33-25-167	3.20	399	436.0	155
1-2-0	3.41	35	34.1	13	Road	20-29-153	3.41	363	399.0	151
1-1-0	6.98	21	19.1	15	Day	15-18-97	3.60	241	264.2	106
4-2-0	3.10	45	40.2	14	Night	38-36-223	3.16	521	570.1	200
5-2-0	4.31	53	48.0	23	Grass	43-30-229	2.95	553	613.1	201
0-1-0	4.50	13	12.0	6	Turf	10-24-91	4.26	209	221.2	105
5-2-0	4.28	43	40.0	19	Pre-ASG	25-26-169	3.54	410	440.0	173
0-1-0	4.50	23	20.0	10	Post-ASG	28-28-151	3.03	352	395.0	133
-	-	-	-	-	Starter	1-0-0	6.35	3	11.1	8
5-3-0	4.35	66	60.0	29	Reliever	52-54-320	3.26	759	823.2	298

HERNANDEZ' CAREER STATS BY BALLPARK

	W-L-S	ERA	G	IP	ER		W-L-S	ERA	G	IP	ER
Bank One Ballpark	0-0-0	0.00	2	2.0	0	Olympic Stadium	0-2-1	7.56	9	8.1	7
Turner Field	4-1-0	5.08	33	28.1	16	Shea Stadium	0-0-1	1.69	6	5.1	1
Wrigley Field	0-0-1	0.00	6	6.0	0	Veterans Stadium	2-0-1	0.00	10	11.0	0
Cinergy Field	1-0-1	4.15	3	4.1	2	Three Rivers Stadium	0-0-0	0.00	1	1.1	0
Great American Ball Park	0-1-0	9.00	2	2.0	2	PNC Park	0-0-1	0.00	1	1.1	0
Coors Field	1-0-0	0.00	1	2.0	0	Busch Stadium	0-0-0	0.00	1	1.0	0
Pro Player Stadium	0-1-1	9.00	9	8.0	8	Qualcomm Stadium	1-0-1	1.93	4	4.2	1
Minute Maid Park	1-0-0	0.00	2	3.0	0	3Com Park	1-0-3	0.68	11	13.1	1
County Stadium	1-1-5	1.65	14	16.1	3	H. Bithorn Stadium	0-0-0	6.00	3	3.0	2
Miller Park	0-0-2	3.00	3	3.0	1						
Angel Stadium	2-2-3	4.21	21	25.2	12	Metrodome	0-4-13	5.40	25	25.0	15
Camden Yards	0-2-14	1.95	24	27.2	6	Yankee Stadium	1-0-6	3.38	17	18.2	7
Fenway Park	2-1-8	1.98	24	27.1	6	N. A. Coliseum	2-2-11	4.73	27	26.2	14
US Cellular Field	17-9-95	2.27	190	222.0	56	Kingdome	0-1-7	4.73	14	13.1	7
Cleveland Stadium	0-0-2	1.50	4	6.0	1	SAFECO Field	0-0-3	2.45	7	7.1	2
Jacobs Field	0-2-12	4.64	22	21.1	11	Tropicana Field	5-12-52	4.11	116	120.1	55
Tiger Stadium	2-3-9	3.97	19	22.2	10	Arlington Stadium	0-0-1	8.53	4	6.1	6
Comerica Park	1-0-3	0.00	5	5.2	0	Ballpark in Arlington	1-1-6	3.38	14	16.0	6
Kauffman Stadium	7-6-42	3.51	86	92.1	36	SkyDome	1-3-15	4.10	22	26.1	12

HERNANDEZ' CAREER FIELDING

POSITION	PCT	G	PO	A	E	TC	DP
Pitcher	.924	762	42	91	11	144	7

HERNANDEZ' GAME HIGHS

LOW-HIT CG: None ... **STRIKEOUTS:** 7 – 6/21/92 vs DET ... **WALKS:** 4 – 3 times, last: 4/27/98 vs OAK ... **LONGEST OUTING:** Starter: 7.0 inn. – 9/2/91 vs KC ... Reliever: 4.2 inn. – 6/21/92 vs DET ... **WINNING STREAK:** 5 games – twice, last: 5/9-8/3/97 ... **LOSING STREAK:** 4 games – 3 times, last: 4/27-7/12/98 ... **SCORELESS STREAK:** 20.2 inn. – 9/15/95-4/29/96 ... **WALKLESS STREAK:** 15.0 inn. – 7/30-9/11/93.

ALL-TIME SAVE LEADERS (SINCE 1969)

1.	Lee Smith	478
2.	John Franco	424
3.	Dennis Eckersley	390
4.	Jeff Reardon	367
5.	Trevor Hoffman	352
6.	Randy Myers	347
7.	Rollie Fingers	341
8.	John Wetteland	330
9.	Roberto Hernandez	320
10.	Rick Aguilera	318

RYAN HOWARD ★ 1B



B-T: L-L

HT: 6-4; **WT:** 230

AGE: 24, turns 25 on November 19

BORN: November 19, 1979, St. Louis, MO

RESIDES: Wildwood, MO

HOW OBTAINED: Phillies 5th round pick in June 2001 draft.

2003 SEASON: Spent entire season with Clearwater (A), winning Florida State League MVP honors and falling 7 RBI short of triple crown title ... Led FSL in avg (.304), HR (23) and slugging % (.514) ... Recipient of Paul Owens Award for best player in Phillies minor league system ... Named Phillies Minor League Player of the Week twice, 4/21-27 (.407, 1 2B, 2 HR, 5 RBI, 2 BB, 4 R) and 7/28-8/3 (.560, 3 2B, 6 RBI, BB) ... Reached base safely in 23 straight games, 4/15-5/7 (.360, .444 OBP, 5 HR, 14 RBI, 13 BB) ... Homered and drove in a season-high 5 runs including a grand slam, 5/9 at Vero Beach ... Played in All-Star Futures Game, 7/13 at U.S. Cellular Field (0-1, SO) ... FSL in-season and post-season All-Star ... Topps Minor League Player of the Month for August ... Reached base in 27 of his final 30 games, 7/28-8/31 (.389, 5 HR, 26 RBI, 8 BB) ... Named Best Power Prospect in FSL and ranked 15th-best prospect in the league by *Baseball America* ... Played in Florida Instructional League ... Rated 3rd-best prospect in Phillies minor league system by BA.

CAREER: 3-year pro ... **2001:** Made pro debut for Batavia (A) ... Got 1st pro hit, HR, RBI and run, 7/16 vs Jamestown ... Collected an RBI in 7 straight games, 7/16-22 (10 RBI) ... Had 4 RBI, 7/31 vs Staten Island ... Went 5-for-5, 3 RBI, 8/5 at Mahoning Valley ... Hit .301 (25-83) in 25 August games ... Played in FIL ... **2002:** Spent season with Lakewood (A) ... South Atlantic League All-Star ... Led all Phillies minor leaguers and tied for 3rd in SAL in HR (19) ... Tied for 4th in league in RBI (87) ... Had an RBI in 6 straight games, 5/12-18 (9 RBI) ... Slugged season-high 2 HR, 5/17 at Hickory ... Went 3-for-5 with a season-best 5 RBI, 7/18 at Hickory ... Homered in 3 straight games, 8/26-29 ... Had 38 multi-hit games ... Hit .385 (5-13), 17 RBI with bases loaded ... Played in FIL ... Rated 8th-best prospect in Phillies minor league system by BA.

PERSONAL: Ryan James Howard ... 1998 graduate of Lafayette High School (MO) ... Attended Southwest Missouri State University ... Played American Legion ball ... Hobbies: Working out, baseball, going out.

RYAN HOWARD'S CAREER RECORD

YEAR	CLUB	AVG	G	AB	R	H	2B	3B	HR	RBI	SH	SF	HP	BB	SO	SB	CS	E
2001	Batavia	.272	48	169	26	46	7	3	6	35	0	2	2	30	55	0	0	5
2002	Lakewood	.280	135	493	56	138	20	6	19	87	1	5	5	66	145	5	4	17
2003	Clearwater	*.304	130	490	67	149	32	1	*23	82	0	5	8	50	151	0	0	10
Minors Totals		.289	313	1152	149	333	59	10	48	204	1	12	15	146	351	5	4	32

* League Leader

HOWARD'S CAREER TRANSACTIONS

• Selected by Philadelphia in 5th round of June 2001 draft.



ERIC JUNGE ★ RHP



(Pronounced jung)

B-T: R-R

HT: 6-5; **WT:** 215

AGE: 27

BORN: January 5, 1977, Manhasset, NY

RESIDES: Philadelphia, PA

ML SERVICE: 39 days

HOW OBTAINED: Acquired from Los Angeles Dodgers with Jesus Cordero, for Omar Daal, 11/9/01.

28

2003 SEASON: Shuttled between Scranton (AAA) and the Phillies during first month-and-a-half of season ... Began season with Scranton as the Opening Day starter and made just that 1 start before being recalled, 4/6 ... Made 4 relief appearances and was then optioned back to Scranton, 4/14 (RHP Turk Wendell activated) ... Recalled again on 4/17 and made 1 relief appearance before returning to Scranton, 4/20 (RHP Brandon Duckworth activated) ... Recalled for final time on 5/9 (Duckworth optioned) ... Optioned back, 5/16 ... Named Phillies Minor League Pitcher of the Week, 5/26-6/1 (1-0, 1 start, 7.0 IP, 3 H, 1 R, 1 ER, 1 BB, 6 SO) ... Made final start/appearance of season, 6/8 vs Norwich and did not allow an earned run in 7.0 IP ... Placed on DL, 6/11 through remainder of season, with right shoulder inflammation ... Had right shoulder surgery on 8/15 by Dr. Michael Ciccotti ... Had a 2.09 ERA in 8 minor league starts.

CAREER: Five-year pro ... **1999:** Selected by Dodgers in 11th round of June draft ... Made pro debut with Yakima (A) ... Led team in starts (15), 2nd in innings (82.0) and strikeouts (55) and tied for 2nd in wins (5) ... Tied for 2nd in Northwest League in starts ... **2000:** Pitched entire season at San Bernardino (A) ... Finished 5th in California League in innings (158.0) ... Was 5-0, 3.23 ERA at home ... Won 7 straight decisions, 6/12 through the end of the season, posting a 2.74 ERA (31 ER, 102.0 IP) during that span ... Went 8-1, 3.21 ERA in his 24 starts ... **2001:** Spent entire season with Jacksonville (AA) ... Was 3-1, 1.80 ERA in 5 April starts ... Pitched 1st professional shutout, 6/11 at Orlando (9.0 IP) ... Won 5 consecutive starts, 6/11-7/3 ... Pitched at least 6.0 innings in 20 of 27 starts ... Held right-handers to .232 avg ... **2002:** Began season with Scranton (AAA) ... His 29 starts were most among Phillies minor leaguers, tied for most in the International League and tied a team record ... Finished 2nd in IL in innings (180.2), 5th in strikeouts (126) and tied for 5th in wins (12) ... Phillies Minor League Pitcher of the Week, 5/6-12 (1-0, 1.29 ERA, 7.0 IP, 1 ER) ... IL Pitcher of the Week the next week, 5/13-19 (1-1, 0.64 ERA, CG, 14.0 IP, 1 ER, 4 BB, 15 SO) ... Posted a 1.98 ERA in 6 May starts ... Allowed 3 ER or less in 22 of 29 starts ... Recalled on 9/10 ... Made ML debut, 9/11 vs FLA in relief (1.0 IP, 2 H, 1 R, 1 ER, 1 SO) ... Made 1st ML start, 9/14 vs PIT, earning 1st ML win (5.0 IP, 4 H, 1 R, 0 ER, 4 BB, 5 SO) ... Earned 2nd ML win, 9/24 vs ATL, relieving Vicente Padilla with one out in the 1st inning (4.2 IP, 6 H, 1 R, 1 ER, 1 BB, 3 SO) ... Pitched for Grand Canyon in Arizona Fall League.

PERSONAL: Eric Debari Junge ... Single ... 1995 graduate of Rye High School (NY), where he received letters in baseball, football and skiing ... 1999 graduate of Bucknell University, with a BS degree in Business Administration ... Hobby: Music.

ERIC JUNGE'S CAREER RECORD

YEAR	CLUB	W-L	ERA	G	GS	CG	SHO	SV	IP	H	R	ER	HR	HB	BB	SO	WP	BK
1999	Yakima	5-7	5.82	15	15	0	0	0	82.0	98	60	53	10	0	31	55	3	0
2000	San Bernardino	8-1	3.36	29	24	0	0	1	158.0	159	69	59	8	9	53	116	8	2
2001	Jacksonville	10-11	3.46	27	27	1	1	0	164.0	143	72	63	19	13	56	116	6	0
2002	Scranton	12-6	3.54	29	#29	1	0	0	180.2	170	77	71	16	5	*67	126	10	0
	PHILLIES	2-0	1.42	4	1	0	0	0	12.2	14	3	2	0	0	5	11	0	0
2003	Scranton	1-0	3.06	10	8	0	0	0	47.0	38	20	16	2	3	16	42	1	0
	PHILLIES	0-0	3.52	6	0	0	0	0	7.2	5	3	3	1	0	1	5	0	0
Minors Totals		36-25	3.73	110	103	2	1	1	631.2	608	298	262	55	30	223	455	28	2
ML Totals		2-0	2.21	10	1	0	0	0	20.1	19	6	5	1	0	6	16	0	0

* League Leader # Tied for League Lead

JUNGE'S CAREER TRANSACTIONS

- Selected by Los Angeles Dodgers in 11th round of June 1999 draft.
- Traded to Philadelphia with Jesus Cordero (rhp) for Omar Daal (lhp), November 9, 2001.

JUNGE'S MAJOR LEAGUE HITTING TOTALS

	AVG	AB	R	H	2B	3B	HR	RBI	SH	SF	HP	BB	SO	SB	CS	E
2002/Career	.000	3	0	0	0	0	0	0	0	0	0	0	0	0	0	0

JUNGE'S CAREER PITCHING BREAKDOWN

2003					CAREER					
W-L-S	ERA	G	IP	ER	W-L-S	ERA	G	IP	ER	
0-0-0	5.40	2	1.2	1	Atlanta	1-0-0	2.16	4	8.1	2
0-0-0	0.00	1	2.0	0	Cincinnati	0-0-0	0.00	1	2.0	0
0-0-0	0.00	1	2.0	0	Florida	0-0-0	3.00	2	3.0	1
0-0-0	9.00	1	1.0	1	Houston	0-0-0	9.00	1	1.0	1
0-0-0	9.00	1	1.0	1	Pittsburgh	1-0-0	1.50	2	6.0	1
0-0-0	2.70	5	6.2	2	April	0-0-0	2.70	5	6.2	2
0-0-0	9.00	1	1.0	1	May	0-0-0	9.00	1	1.0	1
-	-	-	-	-	September	2-0-0	1.42	4	12.2	2
0-0-0	4.76	5	5.2	3	Home	2-0-0	2.76	8	16.1	5
0-0-0	0.00	1	2.0	0	Road	0-0-0	0.00	2	4.0	0
0-0-0	3.00	4	6.0	2	Day	0-0-0	3.00	4	6.0	2
0-0-0	5.40	2	1.2	1	Night	2-0-0	1.88	6	14.1	3
0-0-0	0.00	1	2.0	0	Grass	0-0-0	0.00	2	4.0	0
0-0-0	4.76	5	5.2	3	Turf	2-0-0	2.76	8	16.1	5
0-0-0	3.52	6	7.2	3	Pre-ASG	0-0-0	3.52	6	7.2	3
-	-	-	-	-	Post-ASG	2-0-0	1.42	4	12.2	2
-	-	-	-	-	Starter	1-0-0	0.00	1	5.0	0
0-0-0	3.52	6	7.2	3	Reliever	1-0-0	2.93	9	15.1	5

JUNGE'S CAREER STATS BY BALLPARK

	W-L-S	ERA	G	IP	ER
Turner Field	0-0-0	0.00	1	2.0	0
Great American Ball Park	0-0-0	0.00	1	2.0	0
Veterans Stadium	2-0-0	2.76	8	16.1	5

JUNGE'S CAREER FIELDING

POSITION	PCT	G	PO	A	E	TC	DP
Pitcher	1.000	10	2	2	0	4	0

JUNGE'S GAME HIGHS

LOW-HIT CG: None ... **SHUTOUTS:** None ... **STRIKEOUTS:** 5 – 9/14/02 vs PIT ... **WALKS:** 4 – 9/14/02 vs PIT ...
LONGEST OUTING: Starter: 5.0 inn. – 9/14/02 vs PIT ... Reliever: 4.2 inn. – 9/24/02 vs ATL ... **WINNING STREAK:** 2
 games – 9/14-24/02 ... **LOSING STREAK:** None ... **SCORELESS STREAK:** 5.2 inn. – 9/19-24/02 ... **WALKLESS STREAK:**
 5.2 inn. – 9/14-24/02.



RICKY LEDEE ★ OF

(Pronounced leh-DAY)

B-T: L-L

HT: 6-1; **WT:** 216

AGE: 30, turns 31 on November 22

BORN: November 22, 1973, Ponce, PR

RESIDES: Salinas, PR

ML SERVICE: 5 years, 23 days

HOW OBTAINED: Signed by Phillies as a free agent, 1/29/02.

2003 SEASON: Started 54 games; 35 in CF and 19 in LF... His 3-run HR in the 4th inning, 4/13 at CIN, capped the Phillies' highest-scoring inning in club history (13 runs)... Homered in 1st inning of Kevin Millwood's no-hitter, 4/27 vs SF, to account for the only run scored in the game and caught the final out... Became the 9th player in ML history to homer in a 1-0 no-hitter, 5th since 1953 and first since Terry Pendleton did it on 9/11/91... Hit 3rd and 4th career leadoff HRs in consecutive starts, 8/15 vs STL and 8/26 at MTL... Had 1st career 2-HR game with a season-high 4 RBI, 8/26 at MTL... Hit 2 pinch-HR - tied for 3rd-most in the NL - 8/5 at COL and a game-tying one in the 8th inning, 9/1 vs BOS... His HR on 9/1 vs BOS was his 13th, tying his career high set in 2000... 2nd straight season without committing an error (103 TC)... Had career-high 5 OF assists, previous high of 4 was set in 1998.

CAREER: 14-year pro... **1990:** Selected by Yankees in 16th round of June draft, at the age of 16... Spent 1st of 3 pro seasons with Gulf Coast Yankees (R)... **1993:** Played for Oneonta (A)... Finished tied for 2nd in New York-Penn League in triples (6) and 4th in slugging % (.479)... Played winter ball for Ponce, PR... **1994:** First season with Greensboro (A)... Finished tied for 2nd in South Atlantic League in walks (91), tied for 3rd in extra-base hits (54), tied for 4th in triples (9) and 5th in total bases (228)... Ranked tied for 2nd among Yankee minor leaguers in triples, 4th in runs (87), 5th in games (134), 6th in HR (22), 8th in hits (121) and 9th in RBI (71)... SAL All-Star... Hit 1st career grand slam, 7/20... Played winter ball for Ponce, PR... **1995:** Spent entire season with Greensboro... On DL, 4/6-5/27... SAL Player of the Week, 7/2-8... **1996:** Yankees Minor League Player of the Year... Combined for a .305 avg with 29 HR, 101 RBI in 135 games for Norwich (AA) and Columbus (AAA)... Went 5-for-6, 4/5 vs Birmingham... Eastern League Player of the Month for May, .324, 3 HR, 20 RBI... Leading EL with .365 avg when promoted to Columbus, 5/22... Finished 5th in International League in runs (79) and slugging % (.533) and tied for 2nd on team with 21 HR... Homered in 4 straight games, 7/30-8/1... IL Player of the Week, 8/19-25, .400, 3 HR, 7 RBI in 7 games... Finished tied for 2nd on Columbus club with 21 HR... **1997:** Began season with Columbus... On DL with right groin strain, 5/5-16 and 5/22-8/4... Had a 7-game rehab stint with GCL Yankees... Started 18 games in LF and 16 in RF... Hit grand slam, 5/3 at Norwich... Played winter ball for San Juan, PR; had 9 HR, 24 RBI and finished 4th in league with .315 avg... Rated 2nd-best prospect in NYY system by *Baseball America*... **1998:** Finished 3rd on club with 19 HR for Columbus... Recalled on 6/11 and singled for 1st ML hit in 1st at-bat (Jaret Wright), 6/14 vs CLE... Hit 1st ML homer (3-run), 6/15 at BAL (Scott Erickson)... Optioned back to Columbus, 7/18... Re-joined NYY, 9/8... Added to post-season roster and hit .400 (6-15) in 7 games... Hit .600 (6-10) in World Series sweep vs SD (4 games, 3 starts in LF); 3rd-highest average ever for a player participating in all games of the WS and best for any rookie... Became 1st NYY rookie outfielder to start a game in the WS since Tom Tresh in 1962... Had 2-run double off Kevin Brown in 1st-ever WS at-bat... Rated 6th-best prospect in Yankee organization by *Baseball America*... **1999:** Opening Day starter for 1st time in career, 4/5 at OAK, CF... Optioned to Columbus, 5/9, after hitting .200 in 16 games... On DL, 5/25-6/3... Recalled on 6/24 and hit .293 (60-205) in 72 remaining games of the season... Hit in leadoff spot for 1st time, 7/7 at DET (0-5)... Had career-high 9-game hit streak, 8/15-29 (.444, 16-36, 2 HR, 11 RBI)... Hit 1st career grand slam (Brad Radke) and had career-high 5 RBI, 8/20 at MIN... Hit 1st Yankee Stadium inside-the-park HR by a New York player since 1990, 8/29 vs SEA... Hit only 2nd pinch-hit grand slam in post-season history during Game 4 of ALCS, 10/17 at BOS (9th inning)... **2000:** Began season with NYY... Hit 1st career leadoff HR, 6/5 at MTL (Dustin Hermanson)... Hit 1st career regular season pinch-HR, 6/25 at CWS... Hit .179 (7-39) over next 13 games before being traded to CLE, 6/29... Played in just 17 games before being traded to TEX, 7/28... First HR for TEX was a grand slam, 8/12 vs BOS (Tim Wakefield), tying his career high with 5 RBI... Had 35 RBI in final 49 games of season... Was 1 of just 2 players to see action with 3 AL teams in 2000, joining Dave Martinez (TB, TEX, TOR)... **2001:** Opened season on DL after tearing the tendons behind his left knee in spring training, 3/10 vs BAL... Had knee surgery, 4/13... Made 4 rehab starts for Oklahoma (AA) before being activated, 6/13... Started 49 games in RF, 9 in CF and 4 in LF... Tied career high with 3 hits, 8/2 at NYY... Drove in 18 runs over 15 games, 7/28-8/1... Stole home on front end of a double steal, 9/23 vs ANA... Had a .979 fielding % in 72 games in the outfield... Non-tendered by TEX and declared a free agent, 12/20... Played winter ball for Bayamon, PR and hit .295, 5 HR, 17 RBI in 26 games... **2002:** Signed by Phillies, 1/29... First season in NL... Hit pinch-sac fly in 1st plate appearance of season, 4/1 at ATL... Finished season tied for NL lead with 3 pinch-HR and tied for 3rd with 10 pinch-RBI, despite hitting just .205 as a pinch-hitter... Hit walk-off, pinch-hit HR, 5/8 vs HOU (Nelson Cruz)... Was hitting .190 before a career-high 4-hit start in CF, 6/24 at FLA (3 runs, 2 doubles, 2 RBI)... Following that game, was moved into CF platoon role and hit .260 (38-146) with a .390 on-base % for remainder of season... Walked 15 times over an 11-game span, 7/5-22, including a career-high 4 walks, 7/6 vs MTL and in 8 straight.

7/5-16 (10 BB) ... Homered in back-to-back games, 7/14 at NYM and 7/15 at MTL ... Homered in back-to-back PH appearances, 7/31 vs SF (Ryan Jensen) and 8/3 vs LA (Kevin Beirne) ... His 3 pinch-HR were most by a Phillie since Tony Longmire's 3 in 1995 ... Hit 2nd career leadoff HR, 8/30 at NYM (Pedro Astacio); also stole his only base of the season in the game ... Made 35 starts in CF, 5 in LF and 2 in RF ... Played winter ball for Bayamon, PR ... **Misc:** Is a .295 (13-44) hitter in 16 career post-season games.

PERSONAL: Ricardo Alberto Ledee ... Married Theresa Kokinakos; three children, sons, Ricardo Jr. (1/12/98) and Daniel (1/05/00) and daughter, Teresa Paola (8/15/02) ... 1990 graduate of Colonel Nuestra Sonora de Valvanera High School (PR), where he played baseball, basketball and volleyball ... Played Little League and American Legion baseball ... Appeared in Universal Studios' *For Love of the Game* in 1999, with Kevin Costner and Kelly Preston ... His late father, Antonio, was the lead singer in one of Puerto Rico's top salsa bands before his death in 1985 ... Hobby: Training Paso Fino horses.

RICKY LEDEE'S CAREER RECORD

YEAR	CLUB	AVG	G	AB	R	H	2B	3B	HR	RBI	SH	SF	HP	BB	SO	SB	CS	E
1990	Yankees, GCL	.108	19	37	5	4	2	0	0	1	0	0	0	6	18	2	0	0
1991	Yankees, GCL	.267	47	165	22	44	6	2	0	18	0	1	0	22	40	3	1	6
1992	Yankees, GCL	.229	52	179	25	41	9	2	2	23	0	1	1	24	47	1	4	2
1993	Oneonta	.255	52	192	32	49	7	6	8	20	1	0	2	25	46	7	5	3
1994	Greensboro	.250	134	484	87	121	23	9	22	71	3	6	4	91	126	10	11	5
1995	Greensboro	.269	89	335	65	90	16	6	14	49	0	1	2	51	66	10	4	3
1996	Norwich	.365	39	137	27	50	11	1	8	37	1	5	1	16	25	2	2	1
	Columbus	.282	96	358	79	101	22	6	21	64	0	2	1	44	95	6	3	5
1997	Columbus	.306	43	170	38	52	12	1	10	39	0	0	1	21	49	4	0	2
	Yankees, GCL-a	.333	7	21	3	7	1	0	0	2	0	0	1	2	4	0	0	0
1998	Columbus	.283	96	360	70	102	21	1	19	41	1	5	4	54	108	7	2	4
	NEW YORK (AL)	.241	42	79	13	19	5	2	1	12	0	1	0	7	29	3	1	1
1999	NEW YORK (AL)	.276	88	250	45	69	13	5	9	40	0	2	0	28	73	4	3	9
	Columbus	.252	30	115	18	29	7	1	4	15	1	1	0	17	29	4	2	3
2000	NEW YORK (AL)	.241	62	191	23	46	11	1	7	31	0	2	1	26	39	7	3	2
	CLEVELAND	.222	17	63	13	14	2	1	2	8	0	0	0	8	9	0	0	0
	TEXAS	.235	58	213	23	50	6	3	4	38	0	1	1	25	50	6	3	3
	NY/CLE/TEX	.236	137	467	59	110	19	5	13	77	0	3	2	59	98	13	6	5
2001	Oklahoma-a	.500	4	16	4	8	1	0	1	3	0	0	0	1	1	0	0	0
	TEXAS	.231	78	242	33	56	21	1	2	36	1	3	3	23	58	3	3	3
2002	PHILLIES	.227	96	203	33	46	13	1	8	23	1	1	1	35	50	1	2	0
2003	PHILLIES	.247	121	255	37	63	15	2	13	46	1	1	0	34	59	0	0	0
Minors Totals		.272	708	2569	475	698	138	35	109	383	7	22	17	374	654	56	34	34
AL Totals		.245	345	1038	150	254	58	13	25	165	1	9	5	117	258	23	13	18
NL Totals		.238	217	458	70	109	28	3	21	69	2	2	1	69	109	1	2	0
ML Totals		.243	562	1496	220	363	86	16	46	234	3	11	6	186	367	24	15	18

a-Rehabilitation Assignment

LEDEE'S DIVISION SERIES RECORD

YEAR	CLUB, OPP.	AVG	G	AB	R	H	2B	3B	HR	RBI	SH	SF	HP	BB	SO	SB	CS	E
1998	NY, TEX	Did not play																
1999	NY, TEX	.273	3	11	1	3	2	0	0	2	0	0	0	1	5	0	0	0

LEDEE'S LEAGUE CHAMPIONSHIP SERIES RECORD

YEAR	CLUB, OPP.	AVG	G	AB	R	H	2B	3B	HR	RBI	SH	SF	HP	BB	SO	SB	CS	E
1998	NY, CLE	.000	3	5	0	0	0	0	0	0	0	0	0	0	0	0	0	0
1999	NY, BOS	.250	3	8	2	2	0	0	1	4	0	0	0	1	4	0	1	1
LCS Totals		.154	6	13	2	2	0	0	1	4	0	0	0	1	4	0	1	1

LEDEE'S WORLD SERIES RECORD

YEAR	CLUB, OPP.	AVG	G	AB	R	H	2B	3B	HR	RBI	SH	SF	HP	BB	SO	SB	CS	E
1998	NY, SD	.600	4	10	1	6	3	0	0	4	0	1	0	2	1	0	1	0
1999	NY, ATL	.200	3	10	0	2	1	0	0	1	0	0	0	1	4	0	0	0
WS Totals		.400	7	20	1	8	4	0	0	5	0	1	0	3	5	0	1	0



LEDEE'S CAREER TRANSACTIONS

- Selected by New York Yankees in 16th round of June 1990 draft.
- Traded to Cleveland Indians with Zach Day (rhp) and Jake Westbrook (rhp) for David Justice (of), June 29, 2000.
- Traded to Texas Rangers for David Segui (inf), July 28, 2000.
- On disabled list with left hamstring tear, March 23-June 13, 2001; included rehabilitation assignment to Oklahoma, June 9-13, 2001.
- Signed by Philadelphia as a free agent, January 29, 2002.

LEDEE'S CAREER BATTING BREAKDOWN

2003					CAREER					
AVG	AB	H	HR	RBI	AVG	AB	H	HR	RBI	
.200	10	2	1	1	Arizona	.176	17	3	1	1
.200	20	4	1	3	Atlanta	.276	58	16	2	10
.286	14	4	1	4	Chicago	.222	18	4	1	4
.211	19	4	1	5	Cincinnati	.150	40	6	1	6
.231	13	3	1	5	Colorado	.185	27	5	1	5
.286	28	8	1	3	Florida	.323	62	20	2	8
.125	8	1	0	0	Houston	.185	27	5	1	3
.071	14	1	0	1	Los Angeles	.185	27	5	1	4
.200	5	1	0	0	Milwaukee	.100	10	1	0	0
.261	23	6	2	6	Montreal	.228	79	18	5	16
.389	18	7	1	8	New York	.333	48	16	6	15
-	-	-	-	-	Philadelphia	1.000	1	1	0	1
.182	11	2	0	1	Pittsburgh	.182	22	4	0	1
.571	7	4	1	1	St. Louis	.400	20	8	1	1
.143	21	3	0	2	San Diego	.152	46	7	0	2
.400	15	6	1	3	San Francisco	.333	27	9	2	7
.200	5	1	0	0	Anaheim	.185	54	10	0	9
.286	7	2	1	2	Baltimore	.242	95	23	3	14
.500	6	3	1	1	Boston	.233	90	21	3	18
-	-	-	-	-	Chicago	.182	66	12	2	9
-	-	-	-	-	Cleveland	.275	91	25	4	21
-	-	-	-	-	Detroit	.258	66	17	0	5
-	-	-	-	-	Kansas City	.306	72	22	2	12
-	-	-	-	-	Minnesota	.299	77	23	2	11
-	-	-	-	-	New York	.277	47	13	2	9
.250	4	1	0	0	Oakland	.222	81	18	2	10
.000	7	0	0	0	Seattle	.204	49	10	1	12
-	-	-	-	-	Tampa Bay	.300	50	15	1	5
-	-	-	-	-	Texas	.222	27	6	0	4
-	-	-	-	-	Toronto	.196	102	20	0	11
.277	65	18	3	13	April	.194	175	34	3	24
.217	46	10	2	5	May	.258	163	42	7	24
.200	40	8	2	5	June	.242	207	50	7	30
.194	31	6	1	6	July	.263	293	77	12	50
.324	37	12	4	11	August	.257	354	91	12	64
.250	36	9	1	6	September	.233	287	67	5	41
-	-	-	-	-	October	.118	17	2	0	1
.268	138	37	6	23	Home	.240	734	176	21	109
.222	117	26	7	23	Road	.245	762	187	25	125
.247	81	20	5	14	Day	.226	468	106	16	65
.247	174	43	8	32	Night	.250	1028	257	30	169
.224	107	24	5	19	Grass	.245	1107	271	31	177
.264	148	39	8	27	Turf	.237	389	92	15	57
.232	164	38	7	26	Pre-ASG	.232	664	154	21	97
.275	91	25	6	20	Post-ASG	.251	832	209	25	137
.250	20	5	0	4	vs LHP	.230	209	48	5	33
.247	235	58	13	42	vs RHP	.245	1287	315	41	201
.233	73	17	3	32	RISP	.273	443	121	17	191
.333	9	3	0	8	Bases loaded	.267	60	16	2	41
.224	49	11	2	7	Pinch-hitting	.227	119	27	6	26
.333	9	3	1	2	DH	.139	36	5	1	3

LEDEE'S CAREER STATS BY BALLPARK

	AVG	AB	H	HR	RBI		AVG	AB	H	HR	RBI
Bank One Ballpark	.200	5	1	0	0	Miller Park	.000	7	0	0	0
Turner Field	.276	33	9	2	8	Olympic Stadium	.278	36	10	4	11
Wrigley Field	.250	8	2	1	1	Shea Stadium	.400	20	8	4	7
Cinergy Field	.133	15	2	0	1	Veterans Stadium	.227	233	53	10	32
Great American Ball Park	.250	12	3	1	5	PNC Park	.125	8	1	0	1
Coors Field	.400	5	2	1	3	Busch Stadium	.455	11	5	0	0
Pro Player Stadium	.394	33	13	1	7	Qualcomm Stadium	.152	33	5	0	0
Minute Maid Park	.167	12	2	0	1	SBC Park	.333	6	2	0	2
Dodger Stadium	.176	17	3	0	2						
Angel Stadium	.226	31	7	0	7	Metrodome	.293	41	12	1	8
Camden Yards	.234	47	11	2	8	Yankee Stadium	.267	273	73	8	41
Fenway Park	.190	42	8	0	7	N.A. Coliseum	.225	40	9	1	4
US Cellular Field	.211	38	8	2	8	SAFECO Field	.143	21	3	0	4
Jacobs Field	.268	97	26	5	15	Tropicana Field	.333	21	7	0	1
Tiger Stadium	.263	19	5	0	1	Ballpark in Arlington	.227	225	51	3	41
Comerica Park	.200	30	6	0	2	SkyDome	.191	47	9	0	4
Kauffman Stadium	.233	30	7	0	2						

LEDEE'S CAREER FIELDING

POSITION	PCT	G	PO	A	E	TC	DP
Outfield	.978	436	783	15	18	816	0

LEDEE'S GAME HIGHS

HITS: 4 – 6/24/02 at FLA ... **RUNS:** 3 – 8/23/99 at TEX; 5/27/00 vs BOS; 6/24/02 at FLA ... **DOUBLES:** 2 – 7 times, last: 9/28/02 at FLA ... **TRIPLES:** 1 ... **HOME RUNS:** 2 – 8/26/03 at MTL ... **RBI:** 5 – 8/20/99 at MIN; 8/12/00 vs BOS ... **WALKS:** 4 – 7/6/02 vs MTL ... **STOLEN BASES:** 2 – 8/27/00 vs TOR ... **HITTING STREAK:** 9 games – 8/15-29/99 ... **GRAND SLAMS:** 1 – 8/20/99 at MIN (Brad Radke); 8/12/00 vs BOS (Tim Wakefield) ... **PINCH-HR:** 6 times, last: 9/1/03 vs BOS ... **INSIDE-THE-PARK HR:** 8/29/99 vs SEA.

MAJOR LEAGUE DEBUT DATES

PLAYER	DATE	TEAM
Bobby Abreu	9/1/96	Astros
Victor Alvarez	7/30/02	Dodgers
David Bell	5/3/95	Indians
Pat Burrell	5/24/00	Phillies
Marlon Byrd	9/8/02	Phillies
David Coggin	6/23/00	Phillies
Rheal Cormier	8/15/91	Cardinals
Geoff Geary	8/27/03	Phillies
Doug Glanville	6/9/96	Cubs
Josh Hancock	9/10/02	Red Sox
Roberto Hernandez	9/2/91	White Sox
Eric Junge	9/11/02	Phillies
Ricky Ledee	6/14/98	Yankees
Mike Lieberthal	6/30/94	Phillies
Anderson Machado	9/27/03	Phillies
Ryan Madson	9/27/03	Phillies
Jason Michaels	4/6/01	Phillies

PLAYER	DATE	TEAM
Kevin Millwood	7/14/97	Braves
Eric Milton	4/5/98	Twins
Brett Myers	7/24/02	Phillies
Vicente Padilla	6/29/99	Diamondbacks
Tomas Perez	5/3/95	Blue Jays
Placido Polanco	7/3/98	Cardinals
Todd Pratt	7/29/92	Phillies
Jimmy Rollins	9/17/00	Phillies
Bud Smith	6/10/01	Cardinals
Amaury Telemaco	5/16/96	Cubs
Jim Thome	9/4/91	Indians
Chase Utley	4/4/03	Phillies
Billy Wagner	9/13/95	Astros
Randy Wolf	6/11/99	Phillies
Shawn Wooten	8/19/00	Angels
Tim Worrell	6/29/93	Padres

MIKE LIEBERTHAL ★ C



B-T: R-R

HT: 6-0; **WT:** 190

AGE: 32

BORN: January 18, 1972, Glendale, CA

RESIDES: Westlake Village, CA

ML SERVICE: 9 years, 5 days

HOW OBTAINED: Phillies 1st round pick (3rd overall) in June 1990 draft.

CONTRACT STATUS: Signed a three-year contract extension, 8/19/02, taking him through 2005 with a club option for 2006.

2003 SEASON: Phillies Opening Day catcher for 7th straight season, tying franchise record set by Darren Daulton, 1989-95 ... Ranked 12th among NL leaders and led the team with a career-best .313 avg; finished 7th in night avg (.333) and 8th in HBP (12)313 avg was 3rd-best among major league catchers, behind Javy Lopez (.336) and Jason Kendall (.326) ... Finished tied for 3rd among NL catchers in starts (129) ... Had 51 multi-hit games ... 81 RBI was 2nd-highest total in career (96 in 1999) ... Hit his 100th career HR, 4/5 vs PIT (8th inning off Brian Boehringer) ... Walked a career-high 4 times, 4/8 vs ATL (10 inn.) ... Hit an identical .354 (29-82) in both April and June ... Hit GW RBI single in 9th inning, 7/1 vs CHI (4-3 win) ... Hit a career-high 3 doubles, 7/8 at MTL ... Had a career-best 13-game hit streak, 8/25-9/9, .389 (21-54), 2 2B, 3 HR, 12 RBI ... Tied his career high with 4 hits, 8/26 at MTL ... Hit 1st-inning, 3-run HRs in back-to-back games, 9/8-9 at ATL ... Slugged 3rd career grand slam and tied career high with 6 RBI, 9/16 vs FLA ... Had only multi-HR (2) game of season (8th career), 9/19 vs CIN ... His 24 RBI in September (23 games) ranked tied for 2nd in NL ... Hit 6 HR at home, giving him 52 in his Veterans Stadium career, tied with Juan Samuel for 7th-most in club history ... In a post-season analysis by Elias Sports Bureau, was rated as 2nd-best catcher in NL, behind only Ivan Rodriguez.

CAREER: 14-year pro ... **1990:** Phillies 1st pick (3rd overall) in June draft ... **1991:** Hit a pro-high .305 at Spartanburg (A) ... South Atlantic League All-Star ... Earned a promotion to Clearwater (A) ... **1992:** Winner of Paul Owens Award for best player in the Phillies minor league system ... Eastern League Player of the Week, 6/8-14 ... Phillies Minor League Player of the Month for June, .348 in 29 games ... EL All-Star ... Threw out 35% (31-89) of base stealers at Reading (AA) ... Promoted to Scranton (AAA), 7/28 ... On DL, 8/31-9/17, with a separated left shoulder ... 4th-best hitter in the Phillies minor league system ... *Baseball America's* best defensive catcher, 9th-best prospect in the EL and 2nd-best Phillies prospect ... Played for Chandler in Arizona Fall League ... **1993:** Named Phillies' 2nd-best prospect by *Baseball America* ... Ranked 2nd in the International League with a 13.03 plate app per strikeout ratio and 3rd among IL catchers with a .262 average ... Threw out 47% (40-86) of base stealers ... Had an 11-game hit streak, 8/13-27 ... **1994:** Named Phillies' 8th-best prospect by *Baseball America* ... Began season at Scranton ... Missed 7 games, 4/24-30, with wrist injury suffered while lifting weights ... Hit in 9 straight, 5/20-28, .529 (18-34) ... Hit .260 in 65 games before 6/29 recall after Darren Daulton fractured his right clavicle ... Got 1st ML hit in 1st ML game and start, 6/30 at LA (single off Pedro Astacio) ... Hit .412 (7-17) in first 5 starts and .353 (12-34) in 1st 10 ML games ... Hit 1st ML home run, 7/16 vs LA (Ramon Martinez) ... Optioned back to Scranton, 8/12 ... Threw out 27% (24-89) of IL base stealers ... **1995:** Named Phillies' 7th-best prospect by *Baseball America* ... Began season with Phillies; appeared in 1 game, 5/11 vs MTL (PH) ... Optioned to Scranton, 5/15 ... Struck out just 26 times in 278 AB ... Had 5 RBI, 7/5 vs Rochester; 4 RBI, 8/12 vs Pawtucket ... Recalled by Phillies, 8/26, to replace injured Darren Daulton ... Made 13 starts ... Hit in 7 straight, 9/9-24, .462 (12-26) ... Missed 4 games, 9/20-23, with a contusion on the left forearm, suffered 9/19 vs FLA ... **1996:** First full season in majors ... Made 41 starts at catcher ... Threw out 36% (12-21) of base stealers ... Caught cleat in Astroturf chasing a pop fly, 6/26 at CIN - MRI on left knee, 6/29, revealed a bruise and inflammation ... Extended medial meniscus tear in left knee on 8/18 vs SF ... Placed on DL, 8/23 (retro to 8/19) through remainder of season ... Had surgery by Dr. Ralph Gambardella to repair torn medial meniscus in left knee, 8/30 in LA ... Played winter ball for Arcicibo, PR ... **1997:** First season as Phillies' regular catcher; played in more games (134) than in any previous pro season ... Had 1st career 2-HR game, 4/4 at SD ... Missed 4 games after suffering a mild sprain of his right thumb, 5/20 at CHI ... Led NL in hitting for July, .400 (32-80) with 10 doubles, 4 HR, 17 RBI and a .675 slugging % ... Had season-high 4 RBI, 3 times; 7/15 at ATL, 8/18 vs SF and 8/25 (1) vs SD ... Had career-high 4 hits with 3 runs, 8/13 at COL ... Hit 1st career grand slam, 8/18 vs SF (Terry Mulholland) ... Had season-best 8-game hit streak, 8/23-9/1 ... Hit 20th HR, 9/16 vs NYM ... Hit .354 (28-79) with runners in scoring position after 6/5; hit .085 (4-47) prior to 6/5 ... Threw out 34% (34-101) of base stealers ... **1998:** Bothered by a sore right elbow in spring training ... An MRI on 3/16 was clear ... Had a season-high 4 RBI, 4/26 vs STL ... Missed 2 games with a sore right elbow, 5/3-4 ... Tied career-high 4 hits, 6/8 vs BAL and 7/19 at NYM ... Hit 1st career pinch-home run, 6/16 vs PIT - the 3-run HR capped a 7-run 9th inning in come-from-behind 8-7 win ... Missed 3 games with an infected index finger on his right hand, 6/26-28 ... Tied club high with 3 extra-base hits, 7/16 at NYM (2 doubles, triple) ... Threw out 34% (17-50) of base stealers ... On DL, 7/24-9/1, with a stress reaction to the pelvic area; did not play the remainder of season ... **1999:** Had a career season, reaching highs in nearly every category ... Hit .300, average did not dip under that mark until mid-August ... His 31 HR set a club record for catchers, surpassing Darren Daulton's 27 in 1992 (Stan Lopata had 32 in 1956, but only 26 as catcher) ... Hit 21 HR on the road, tied for 4th-highest in Phils history ... Became just 6th catcher in ML history to have a .300 average and 30 HR; 1st

Phillie since Mike Schmidt (.316, 31 HR) in 1981; last Phillie to do it in full season was Greg Luzinski (.309, 39 HR) in 1977 ... Had a career-high 10-game hit streak, 5/2-14, .436 (19-41), 14 R, 5 HR, 9 RBI ... Tied for team lead with 7-game run scored streak, 5/4-12 ... NL Co-Player of the Week with Dante Bichette, 5/17-23, .400 (8-20), 3 HR, 12 RBI ... Had 1st 2-HR game of season, 5/8 at COL ... Hit 2nd career grand slam, 5/19 at MTL (Dustin Hermanson); had 2 HR in the game and career-high 6 RBI ... Had club-leading, career-high 4 extra-base hits (2 doubles, 2 HR), 6/6 at BAL; had 7 consecutive extra-base hits, 6/5-11 (4 2B, 3 HR) ... Tied his career-high 4 hits, 3 times: 5/5 vs SD, 6/6 at BAL, 7/17 at BOS ... Selected to 1st All-Star team; grounded into DP in lone at-bat ... Missed 4 games, 7/21-24, after hyperextending his right elbow ... Earned 1st career Gold Glove, only Phils catcher other than Bob Boone (1978-79) to win award ... Ranked 1st among all NL catchers with a .997 fielding %, 143 games and 62 assists; 2nd in putouts (881) and total chances (946) ... Fielding % set club record for catchers, passing .994 mark set by Spud Davis (1931) and Ozzie Virgil (1985) ... Had 100-game errorless streak, 5/1-9/6, longest by catcher in ML ... Threw out 32% (31-98) of base stealers ... Finished 2nd (to Mike Piazza) among all NL catchers in HR and RBI (96) ... **2000:** Stole a base, 4/12 vs NYM, 1st SB since 6/15/98 vs PIT ... Matched career high with 4 hits, 5/7 at ATL ... Hit 2 HR, 6/3 vs BOS (5th time); also tied team high with 5 RBI ... Hit his 39th career HR at the Vet, 6/19 vs ATL, to rank 7th on Phillies all-time list ... Matched career-best 10-game hit streak, 6/13-25, .361 (13-36), 3 HR, 10 RBI ... Broke 2-2 tie with 3-run GW HR in 8th inn. of 5-2 win, 6/19 vs ATL ... Scored career-high 4 runs, 6/23 at MTL ... Selected to 2nd straight NL All-Star team (1-2, run) ... On DL, 7/18-8/3, with a sprained left ankle, suffered in a home plate collision with Bernie Williams, 7/17 at NYY ... Hit by pitch on chin, 9/5 at SF; required 4 stitches ... Threw out 18 of last 37 runners (49%) attempting to steal and 39% for season (29-74) ... Shut down on 9/6 and placed on DL, 9/11, with a bone spur in his right elbow ... Had arthroscopic surgery to remove the spur, 9/13 in LA by Dr. Lewis Yocum ... **2001:** Began season as Phils' everyday catcher, but season was cut short due to injury ... Went 3-for-4, 2 doubles, 3 runs, 5/3 vs COL ... Tore ACL, MCL and lateral meniscus in his right knee diving back to 1st base on a pickoff attempt by LHP Brian Anderson, 5/12 at ARI ... Placed on 15-day DL, 5/13 ... Transferred to 60-day DL, 5/26 ... Had season-ending knee surgery, 6/20, by Dr. Michael Ciccotti ... Threw out 36% of potential base stealers (5-14) ... **2002:** Opening Day, 4/1 at ATL, was his 1st game since injuring his right knee, 5/12/01 at ARI ... His .346 average vs LHP ranked 6th in the NL ... Finished 2nd among NL catchers in doubles (29), 4th in HR (15) and RBI (52) ... Was HBP 14 times, 5th-most in NL, including twice, 4/16 at FLA ... Had a season-high 9-game hit streak, 5/21-6/4 (.333, 11-33) ... HR on 5/31 vs MTL was his 1st Vet HR since 6/19/00 vs ATL ... Hit 2 HR, 8/3 vs LA ... Slugged a career-high 3 HR, 8/10 at LA; 16th Phillie in history to accomplish the feat and 1st since Bobby Estalella, 9/4/97 at MTL ... Had a season-high 4 RBI, three times: 6/24 at FLA, 8/3 vs LA and 8/10 at LA ... Ranked 7th among NL catchers with a .993 fielding %, but 3rd in starts (126), putouts (840) and total chances (902) ... Threw out 35% of runners attempting to steal (28-79) ... Named *The Sporting News* Comeback Player of the Year and the Players Choice Co-Comeback Player of the Year (with John Smoltz).

PERSONAL: Michael Scott Lieberthal ... Single ... 1990 graduate of Westlake High School (CA) ... Played Little League, Pony League, Babe Ruth, Connie Mack and American Legion baseball ... Since 1998 has supported a program called "Lieby's VIPs," in which he purchases 20 tickets for each home game for children with cancer and their families; in addition, treats children to a Halloween party following season ... Served as 2000 Chairman of C.A.D.E.'s (Corporate Alliance for Drug Education) fundraising drive ... Since 2001 has co-hosted a celebrity billiards tournament, with Doug Glanville and Randy Wolf, to raise money for the Philadelphia Futures mentor program ... In August 2002, took part in a national online chat with young cancer patients from their hospital beds at Children's Hospitals throughout the country ... Hobbies: Fishing, golf.

MIKE LIEBERTHAL'S CAREER RECORD

YEAR	CLUB	AVG	G	AB	R	H	2B	3B	HR	RBI	SH	SF	HP	BB	SO	SB	CS	E
1990	Martinsville	.228	49	184	26	42	9	0	4	22	0	0	2	11	40	2	0	5
1991	Spartanburg	.305	72	243	34	74	17	0	0	31	0	3	5	23	25	1	3	10
	Clearwater	.288	16	52	7	15	2	0	0	7	1	1	1	3	12	0	0	1
1992	Reading	.286	86	309	30	88	16	1	2	37	1	4	10	19	26	4	1	7
	Scranton	.200	16	45	4	9	1	0	0	4	1	1	1	2	5	0	0	1
1993	Scranton	.262	112	382	35	100	17	0	7	40	1	4	6	24	32	2	0	11
1994	Scranton	.233	84	296	23	69	16	0	1	32	0	3	2	21	29	1	1	9
	PHILLIES	.266	24	79	6	21	3	1	1	5	1	0	1	3	5	0	0	4
1995	Scranton	.281	85	278	44	78	20	2	6	42	2	7	9	44	26	1	4	4
	PHILLIES	.255	16	47	1	12	2	0	0	4	2	0	0	5	5	0	0	1
1996	PHILLIES	.253	50	166	21	42	8	0	7	23	0	4	2	10	30	0	0	3
1997	PHILLIES	.246	134	455	59	112	27	1	20	77	0	7	4	44	76	3	4	12
1998	PHILLIES	.256	86	313	39	80	15	3	8	45	0	5	7	17	44	2	1	8
1999	PHILLIES	.300	145	510	84	153	33	1	31	96	1	8	11	44	86	0	0	3
2000	PHILLIES	.278	108	389	55	108	30	0	15	71	0	3	6	40	53	2	0	5
2001	PHILLIES	.231	34	121	21	28	8	0	2	11	0	0	3	12	21	0	0	2
2002	PHILLIES	.279	130	476	46	133	29	2	15	52	0	2	14	38	58	0	1	6
2003	PHILLIES	.313	131	508	68	159	30	1	13	81	0	3	12	38	59	0	0	9
Minors Totals		.266	520	1789	203	475	98	3	20	215	6	23	36	147	195	11	9	48
ML Totals		.277	858	3064	400	848	185	9	112	465	4	32	60	251	437	7	6	53



LIEBERTHAL'S ALL-STAR GAME RECORD

YEAR	CLUB, SITE	AVG	G	AB	R	H	2B	3B	HR	RBI	SH	SF	HP	BB	SO	SB	CS	E
1999	NL, BOS	.000	1	1	0	0	0	0	0	0	0	0	0	0	0	0	0	0
2000	NL, ATL	.500	1	2	1	1	0	0	0	0	0	0	0	0	0	0	0	0
ASG Totals		.333	2	3	1	1	0	0	0	0	0	0	0	0	0	0	0	0

LIEBERTHAL'S CAREER TRANSACTIONS

- Selected by Philadelphia in 1st round (3rd overall pick) of June 1990 draft.
- On disabled list with torn medial meniscus of left knee, August 19, 1996 through remainder of season.
- On disabled list with a stress reaction to the pelvic area, July 24-September 1, 1998.
- On disabled list with a sprained left ankle, July 18-August 3, 2000.
- On disabled list with a bone spur in his right elbow, September 11, 2000 through remainder of season.
- On disabled list with a torn ACL, MCL and lateral meniscus, May 13, 2001 through remainder of season.

LIEBERTHAL'S CAREER BATTING BREAKDOWN

2003					CAREER					
AVG	AB	H	HR	RBI	AVG	AB	H	HR	RBI	
.133	15	2	0	0	Arizona	.150	107	16	0	3
.390	59	23	3	15	Atlanta	.314	303	95	10	49
.158	19	3	0	1	Chicago	.333	156	52	6	28
.212	33	7	2	7	Cincinnati	.225	173	39	6	24
.353	17	6	0	3	Colorado	.290	155	45	6	19
.317	63	20	1	15	Florida	.287	265	76	9	43
.429	14	6	1	2	Houston	.190	158	30	4	19
.423	26	11	2	4	Los Angeles	.317	180	57	13	22
.476	21	10	0	4	Milwaukee	.269	104	28	2	16
.305	59	18	1	9	Montreal	.263	266	70	9	33
.333	63	21	1	11	New York	.306	255	78	7	53
.316	19	6	1	2	Pittsburgh	.235	136	32	5	22
.188	16	3	1	2	St. Louis	.241	166	40	10	32
.227	22	5	0	2	San Diego	.333	177	59	7	27
.250	12	3	0	0	San Francisco	.252	163	41	7	22
.333	9	3	0	0	Anaheim	.333	9	3	0	0
.385	13	5	0	2	Baltimore	.398	93	37	5	23
.100	10	1	0	0	Boston	.305	59	18	3	12
-	-	-	-	-	Chicago	.417	12	5	0	1
-	-	-	-	-	Cleveland	.091	11	1	0	0
-	-	-	-	-	Detroit	.222	18	4	0	1
-	-	-	-	-	Minnesota	.250	4	1	1	1
-	-	-	-	-	New York	.192	26	5	2	7
.143	7	1	0	0	Oakland	.143	7	1	0	0
.455	11	5	0	2	Seattle	.455	11	5	0	2
-	-	-	-	-	Tampa Bay	.188	16	3	0	1
-	-	-	-	-	Toronto	.206	34	7	0	5
.500	4	2	0	1	March	.300	10	3	0	1
.346	78	27	2	12	April	.262	577	151	19	90
.278	79	22	2	10	May	.266	583	155	23	70
.354	82	29	1	11	June	.301	509	153	24	89
.299	87	26	1	12	July	.313	515	161	14	83
.314	86	27	2	11	August	.263	483	127	22	77
.283	92	26	5	24	September	.254	378	96	10	54
-	-	-	-	-	October	.222	9	2	0	1
.319	251	80	6	38	Home	.268	1482	397	52	232
.307	257	79	7	43	Road	.285	1582	451	60	233
.232	99	23	1	8	Day	.279	818	228	32	129
.333	409	136	12	73	Night	.276	2246	620	80	336
.300	223	67	6	37	Grass	.293	1272	373	50	188
.323	285	92	7	44	Turf	.265	1792	475	62	277
.332	286	95	6	44	Pre-ASG	.280	1861	522	72	290
.288	222	64	7	37	Post-ASG	.271	1203	326	40	175
.319	116	37	1	12	vs LHP	.323	677	219	29	117
.311	392	122	12	69	vs RHP	.264	2387	629	83	348
.319	144	46	4	67	RISP	.266	864	230	35	358
.563	16	9	1	22	Bases loaded	.253	99	25	3	80
.500	2	1	0	0	Pinch-hitting	.146	41	6	1	7
-	-	-	-	-	DH	.250	4	1	0	0

LIEBERTHAL'S CAREER STATS BY BALLPARK

	AVG	AB	H	HR	RBI		AVG	AB	H	HR	RBI
Bank One Ballpark	.217	60	13	0	1	County Stadium	.256	39	10	1	6
Atlanta-Fulton Co. Stadium	.214	14	3	0	0	Miller Park	.261	23	6	0	3
Turner Field	.368	155	57	6	29	Olympic Stadium	.309	152	47	7	25
Cinergy Field	.182	66	12	2	6	Shea Stadium	.292	137	40	2	27
Great American Ball Park	.190	21	4	0	3	Veterans Stadium	.268	1482	397	52	232
Coors Field	.329	73	24	5	15	Three Rivers Stadium	.175	40	7	1	5
Dodger Stadium	.327	113	37	8	10	PNC Park	.200	15	3	1	2
Wrigley Field	.319	72	23	2	11	Qualcomm Stadium	.313	83	26	3	12
Pro Player Stadium	.303	132	40	6	20	Busch Stadium	.239	71	17	4	14
Astrodome	.167	30	5	0	6	3Com Park	.244	45	11	3	8
Minute Maid Park	.167	48	8	2	4	SBC Park	.156	32	5	0	0
Comerica Park	.143	7	1	0	0	Tiger Stadium	.273	11	3	0	1
Angel Stadium	.333	9	3	0	0	Yankee Stadium	.250	12	3	2	5
Camden Yards	.453	53	24	5	14	Tropicana Field	.222	9	2	0	1
Fenway Park	.355	31	11	0	3	SkyDome	.278	18	5	0	2
Jacobs Field	.091	11	1	0	0						

LIEBERTHAL'S CAREER FIELDING

POSITION	PCT	G	PO	A	E	TC	DP	PB
Catcher	.991	833	5598	359	53	6010	47	57

LIEBERTHAL'S GAME HIGHS

HITS: 4 – 9 times, last: 8/26/03 at MTL ... **RUNS:** 4 – 6/23/00 at MTL ... **DOUBLES:** 3 – 7/8/03 at MTL ... **HOME RUNS:** 3 – 8/10/02 at LA ... 2 – 7 times, last: 9/19/03 vs CIN ... **RBI:** 6 – 5/19/99 at MTL; 9/16/03 vs FLA ... 5 – 6/3/00 vs BOS ... **WALKS:** 4 – 4/8/03 vs ATL ... **HITTING STREAK:** 13 games – 8/25-9/9/03 ... **GRAND SLAMS:** 1 – 3 times: 8/18/97 vs SF (Terry Mulholland); 5/19/99 at MTL (Dustin Hermanson); 9/16/03 vs FLA (Blaine Neal) ... **PINCH-HR:** 6/16/98 vs PIT.

ANDERSON MACHADO ★ SS



B-T: S-R
HT: 5-11; **WT:** 170
AGE: 23
BORN: January 25, 1981, Caracas, VZ
RESIDES: Caracas, VZ
ML SERVICE: 20 days
HOW OBTAINED: Signed by Phillies as an amateur free agent, 1/14/98.

12

2003 SEASON: Spent 2nd full season with Reading (AA) ... Led all of Minor League Baseball in walks (108); 2nd-highest total in Reading history ... Led Eastern League in stolen bases (49) ... First Reading Phillie to steal 40 or more bases in consecutive seasons ... Reached base safely via hit or walk in first 26 home games, 4/3-6/17 (.237, 22-93, 27 BB) ... Scored a run in 9 straight games, 4/30-5/9 ... Stole 3 bases, 5/11 at Bowie ... Stole 14 bases without being caught to start the season ... Walked in 7 consecutive games, 5/15-5/21 (14 total) ... Placed on temporary inactive list, 5/30-6/4, to return to Venezuela for personal reasons ... Went 3-for-4 with a single, double and triple in first 3 at-bats, 6/13 vs Binghamton ... Named to EL Southern Division All-Star team, 7/8, to replace 3B Juan Richardson (sprained left ankle) ... Went 0-1 (SO) in only at-bat in EL All-Star Game, 7/16 in New Britain ... Rated best defensive shortstop in EL by *Baseball America* for 2nd consecutive season ... Recalled by Phillies on 9/9 ... Made 1st and only ML appearance as pinch-runner, 9/27 vs ATL, becoming the 16,000th player all-time to appear in a ML game; stole his 1st ML base in the game ... Played in Florida Instructional League.

CAREER: Six-year pro ... **1998:** Signed by Phillies as an amateur free agent, 1/14 ... Began pro career in the Dominican Summer League at age 17 ... **1999:** Began season with Gulf Coast League Phillies (R) ... Hit .350 through first 20 games ... Finished tied for 1st in GCL in sacrifice hits (7) ... Promoted to Clearwater (A), 7/9, where he appeared in just one game before returning to GCL Phillies, 7/12 ... Promoted to Piedmont (A), 8/14, where he played all 20 games at shortstop ... Played in Florida Instructional League ... **2000:** Began season in Clearwater ... Led team in games (117), walks (54) and stolen bases (32) ... Went 4-for-4, 2 R, 2 B, HR, 4 RBI, 1 SB, 4/18 at Vero Beach ... Stole 4 bases, 8/16 vs Sarasota ... Hit .372 (16-43) during 11-game hit streak, 8/17-29 ... Florida State League post-season All-Star ...



Promoted to Reading, 9/2 ... Played winter ball for Zulia, VZ ... Rated Phillies' 6th-best prospect by *Baseball America* ... **2001:** Began season with Clearwater ... Finished 2nd in FSL in triples (8) ... Had season-high 4 hits, 4/16 vs Daytona ... Stole season-high 3 bases, 4/23 vs Charlotte ... Phillies Minor League Player of the Week, 5/14-20 (.370, 6 R, 1 2B, 1 3B, 2 HR, 5 RBI) ... Named to FSL in-season All-Star team ... Was leading FSL shortstops in fielding % (.962), when promoted to Reading, 7/22 ... Rated 11th-best prospect in FSL by BA ... Played winter ball for Zulia, VZ ... **2002:** Spent entire season with Reading (AA) ... Reached professional highs in games (126), at-bats (450), hits (113), doubles (24), HR (12) and RBI (77) ... Had 12 HR in 450 at-bats, previously had 10 HR in 1,221 career minor league at-bats ... Led team in RBI (77) and SB (40) ... His 40 steals ranked 4th in Eastern League and were the most for Reading since Essix Burton stole 40 in 1996 ... Ranked 5th in EL in stolen base % (40-51, 78.4%) ... Finished 4th among EL shortstops with a .954 fielding %; 1st in total chances (614), assists (391) and double plays (79) and 3rd in putouts (195) ... Laid down a club-record 18 sacrifice bunts ... Scored a run in a team-best 7 straight games, 4/26-5/3 (9 runs) ... Had 3 infield singles in 1 game, 5/16 vs New Britain ... On DL, 5/22-6/1, with a lacerated right index finger ... Hit grand slams in back-to-back games, 8/13-14 vs Altoona ... Had 19 RBI over a 5-game span, 8/11-15 ... EL Player of the Week, 8/12-18 (.357, 10-2B, 5 2B, 3 HR, 20 RBI) ... Rated 7th-best prospect in Phillies minor league system by *Baseball America* ... Played winter ball for Zulia in Venezuela.

PERSONAL: Anderson Javier Machado ... Married, wife's name is Edilet ... 1997 graduate of Liceo De Aplicacion High School, where he played baseball and basketball ... Older brother, Albenis, is an infielder in the Expos farm system.

ANDERSON MACHADO'S CAREER RECORD

YEAR	CLUB	AVG	G	AB	R	H	2B	3B	HR	RBI	SH	SF	HP	BB	SO	SB	CS	E
1998	Phillies, DSL	.201	68	219	26	44	7	0	0	17	2	1	6	30	44	4	6	-
1999	Phillies, GCL	.259	43	143	26	37	6	3	2	12	#7	1	2	15	38	6	3	8
	Clearwater	.000	1	2	0	0	0	0	0	0	0	0	0	0	1	0	0	0
	Piedmont	.233	20	60	7	14	4	2	0	7	1	0	1	7	20	2	1	5
2000	Clearwater	.245	117	417	55	102	19	7	1	35	5	2	0	54	103	32	18	43
	Reading	.364	3	11	2	4	1	0	1	2	0	0	0	0	4	0	0	1
2001	Clearwater	.261	82	272	49	71	5	8	5	36	10	3	4	31	66	23	9	16
	Reading	.149	31	101	13	15	2	0	1	8	3	1	0	12	25	5	2	9
2002	Reading	.251	126	450	71	113	24	3	12	77	18	5	2	72	118	40	11	28
2003	Reading	.196	123	423	80	83	19	4	5	20	8	1	1	*108	120	*49	15	26
	PHILLIES	—	1	0	0	0	0	0	0	0	0	0	0	0	0	1	0	0
Minors Totals		.230	614	2098	329	483	87	27	27	214	54	14	16	329	539	161	65	136
ML Totals		—	1	0	0	0	0	0	0	0	0	0	0	0	0	1	0	0

* League Leader # Tied for League Lead

MACHADO'S CAREER TRANSACTIONS

- Signed by Phillies as an amateur free agent, January 14, 1998.

RYAN MADSON ★ RHP



B-T: L-R

HT: 6-6; WT: 190

AGE: 23, turns 24 on August 28

BORN: August 28, 1980, Long Beach, CA

RESIDES: Moreno Valley, CA

ML SERVICE: 27 days

HOW OBTAINED: Phillies 9th round pick in June 1998 draft.

2003 SEASON: Went to spring training with the major league club, but did not appear in any games ... Began season with Clearwater (A), where he made 2 starts before being promoted to Scranton (AAA) ... Finished tied for 2nd in International League in wins (12), 3rd in strikeouts (138) and 5th in innings (157.0) ... Went 2-for-3, 2 RBI, 5/7 at Louisville ... Tied a 10-2 record over 15 starts, 5/2-7/20 ... Starting pitcher for IL in Triple-A All-Star Game (1.0 IP, 1 R, 0 ER, 1 BB, 2 SO) ... Went 3-for-3, 7/20 at Richmond ... Had 1.16 ERA (3 ER, 23.1 IP) in final 4 starts of season ... Hit .462 (6-13) for season ... Recalled by Phillies on 9/2 ... Made 1st and only ML appearance, 9/27 vs ATL, with 2.0 scoreless innings, retiring all 6 batters he faced ... Went 0-2, 3.75 ERA (5 ER, 12.0 IP) in 3 starts for the 2003 USA Olympic Qualifying Team during October.

CAREER: Six-year pro ... **1998:** Selected by Phillies in 9th round of June draft ... Made pro debut at Martinsville (R) ... Pitched in Florida Instructional League ... **1999:** Pitched at Batavia (A) ... Led all Phillies short-season minor leaguers in innings (87.2) and strikeouts (75) ... Rated Phillies' 10th-best prospect by *Baseball America* ... Pitched in FIL ... **2000:** Began season in extended spring training ... Promoted to Piedmont (A), 5/8 ... Tied for 1st in South Atlantic League in wins (14) and 3rd in ERA (2.59) ... Had best ERA among all Phillies minor leaguers ... Twice named Phillies Minor League Pitcher of the Week, 5/15-21 and 7/24-30 ... Phillies Minor League Pitcher of the Month for August (5-0, 1.14 ERA) ... Had two 6-game win streaks, 6/8-7/14 (48.0 IP, 12 ER) and 7/30-8/26 (38.2 IP, 6 ER) ... Pitched at least 6.0 innings in 15 of 21 starts ... Rated Phillies' 4th-best prospect by *Baseball America* ... **2001:** Spent season with Clearwater ... Pitched an 8.0-inning complete game, 6/4 vs Jupiter (1 ER) ... On DL, 6/23-7/27 with a right intercostal strain ... Finished August with a 0.98 ERA (27.2 IP, 3 ER) ... Held left-handers to .227 avg ... Rated Phillies' 13th-best prospect by *Baseball America* ... Pitched in FIL ... **2002:** Spent entire season with Reading (AA) ... Won Paul Owens Award as the best pitcher in the Phillies minor league system and was the Eastern League's Pitcher of the Year ... Had an EL-leading 16 wins, finished 2nd in strikeouts (132) and 3rd in ERA (3.20) and innings (171.1) ... Became 1st Reading pitcher to lead the league in wins since Bob Scanlan had 15 in 1987; it was also most by a Reading pitcher since Mark Davis' 19 wins in 1980 ... Became 1st pitcher in Phillies minor league system to win 16 games since Rich Hunter won 19 in 1995 ... Reading's Opening Day starter ... EL Pitcher of the Week, 5/13-19 (2-0, 0.00 ERA, 14.0 IP, 13 SO, 3 BB) ... Took a no-hitter into the 8th inning, 6/22 at Bowie, but settled for a 2-hit complete game (1 of 5 two-hitters thrown in EL) ... Won 5 straight starts, 5/14-6/3 (33.1 IP, 33 SO) ... Phillies Minor League Pitcher of the Month for May (4-1, 3.18 ERA, 39.2 IP, 40 SO) ... Earned 10th win of the season, 7/3 vs Erie; 1st Reading pitcher with 10 wins before the All-Star break since Robert Dodd in 1999 ... Named starting pitcher for the National League in the double-A All-Star Game (1.0 IP, R, ER, SO) ... EL post-season All-Star ... Held opponents to a .242 average; righties: .232 ... Hit .250 (4-16) with 2 2B, 1 RBI ... Rated 6th-best prospect in Phillies minor league system and 14th-best in EL by *Baseball America*.

PERSONAL: Ryan Michael Madson ... Married Sarah Crandall (11/9/02) ... 1998 graduate of Valley View High School (Riverside County) with a 3.5 GPA ... Played Pony League ball ... Uncle, Steve Barr, was in Boston Red Sox and Texas Rangers systems from 1969-1975.

RYAN MADSON'S CAREER RECORD

YEAR	CLUB	W-L	ERA	G	GS	CG	SHO	SV	IP	H	R	ER	HR	HB	BB	SO	WP	BK
1998	Martinsville	3-3	4.83	12	10	0	0	0	54.0	57	38	29	5	2	20	52	9	1
1999	Batavia	5-5	4.72	15	15	0	0	0	87.2	80	51	46	5	10	43	75	10	0
2000	Piedmont	#14-5	2.59	21	21	2	1	0	135.2	113	50	39	5	13	45	123	5	1
2001	Clearwater	9-9	3.90	22	21	1	0	0	117.2	137	68	51	4	5	49	101	5	1
2002	Reading	*16-4	3.20	26	26	2	0	0	171.1	150	68	61	11	12	53	132	5	0
2003	Clearwater	0-0	5.63	2	2	0	0	0	8.0	11	5	5	0	0	2	9	0	0
	Scranton	12-8	3.50	26	26	0	0	0	157.0	157	70	61	9	10	42	138	6	0
	PHILLIES	0-0	0.00	1	0	0	0	0	2.0	0	0	0	0	0	0	0	0	0
Minors Totals		59-34	3.59	124	121	5	1	0	731.1	705	350	292	39	52	254	630	40	3
ML Totals		0-0	0.00	1	0	0	0	0	2.0	0	0	0	0	0	0	0	0	0

* League Leader # Tied for League Lead

MADSON'S CAREER TRANSACTIONS

- Selected by Philadelphia in 9th round of June 1998 draft.

MADSON'S CAREER PITCHING BREAKDOWN

	2003/CAREER				
	W-L-S	ERA	G	IP	ER
Atlanta	0-0-0	0.00	1	2.0	0
September	0-0-0	0.00	1	2.0	0
Home	0-0-0	0.00	1	2.0	0
Day	0-0-0	0.00	1	2.0	0
Turf	0-0-0	0.00	1	2.0	0
Post-ASG	0-0-0	0.00	1	2.0	0
Reliever	0-0-0	0.00	1	2.0	0

MADSON'S CAREER STATS BY BALLPARK

	W-L-S	ERA	G	IP	ER
Veterans Stadium	0-0-0	0.00	1	2.0	0

MADSON'S CAREER FIELDING

POSITION	PCT	G	PO	A	E	TC	DP
Pitcher	—	1	0	0	0	0	0

JASON MICHAELS ★ OF



B-T: R-R

HT: 6-0; **WT:** 204

AGE: 27, turns 28 on May 4

BORN: May 4, 1976, Tampa, FL

RESIDES: Tampa, FL

ML SERVICE: 2 years, 16 days

HOW OBTAINED: Phillies 4th round pick in June 1998 draft.

22

2003 SEASON: Began season on 15-day DL with a left oblique muscle strain ... Made 4 rehab appearances with Clearwater (A) before being activated, 4/14 ... Set career highs in nearly every offensive category ... Started 14 games: 6 in RF, 5 in LF and 3 in CF ... Tied his career-high 3 hits, 4/22 vs COL, his 2nd start of the season (CF) ... Hit 2 pinch-HR, tied for 3rd-most in NL (2nd and 3rd of ML career) - 6/13 at CIN, Phillies' lone run in 15-1 loss to Reds and 9/4 vs NYM, in a 6-5 Phils win ... Hit game-winning, 3-run HR in top of 17th inning, 6/27 at BAL ... Scored game-winning run in 9th on 2 occasions - 6/19 vs ATL and 7/1 vs CHI ... Slugged 1st career grand slam and had career-best 4 RBI, 9/9 at ATL, in 18-5 rout of Braves ... Hit .256 (10-39) as pinch-hitter, 2 HR, 4 RBI ... Posted .382 avg vs LHP.

CAREER: Six-year pro ... **1998:** Selected by Phillies in 4th round of June draft ... Made pro debut at Batavia (A) ... Named Phillies Minor League Player of the Month for August, .321, 11 HR, 34 RBI ... Had two 2-HR games and a 5-RBI game, all in August ... Tied for 3rd in New York-Penn League in HR (11), 5th in RBI (49) and 2nd in HR/AB ratio (1/21.36) ... Played in Florida Instructional League ... **1999:** Spent entire season at Clearwater ... Ranked 7th in Florida State League in hitting (.305), tied for 4th in runs (91) and 5th in on-base % (.396) ... Tallied 38 multi-hit games ... Reached base safely in 22 consecutive games, 6/10-7/8 ... Hit .320 for August (33-103) ... Shut down on 7/18 with right shoulder inflammation ... Returned to lineup on 8/3 and DH'd for rest of season ... Collected 4 hits in a game, 4 times: 4/10 vs Sarasota, 5/7 vs Tampa Bay, 6/27 vs Brevard and 8/31 vs Dunedin ... **2000:** Spent entire season with Reading (AA) ... Tied for team lead in hitting (.295 - Johnny Estrada) ... Led team with 30 doubles ... Hit .360 (54-150) vs lefties ... Had 4-RBI game, 6/3 at Bowie ... Reached base safely in 12 straight games, 6/12-25, .356 (16-45) with 4 HR, 12 RBI ... Slugged 2 HR, 6/29 at Erie ... Finished season with 7-game hit streak, 8/28-9/4 (8-27) ... Hit .300 (6-20) with 3 HR and 5 RBI in 7 Eastern League playoff games ... Played winter ball for Zulia, VZ (.192, 7 RBI) ... **2001:** Began season with Scranton ... Reached professional highs in HR (17) and RBI (69) ... Made one start at Scranton prior to recall to Phillies, 4/6 ... Made ML debut, 4/6 vs CHI, as a pinch-hitter (struck out vs Todd Van Poppel) ... Made only appearance in the field, 4/7 vs CHI, as a defensive replacement in left field ... Got 1st ML hit and RBI during pinch-hit appearance, 4/13 at ATL (Mike Remlinger) ... Optioned back to Scranton, 4/21 ... Placed on DL, 5/1-5/10 with a right oblique strain ... Phillies Minor League Player of the Week, 6/4-10 (.387, 12-31, 1 2B, 3 HR, 6 RBI, 1 SB) ... Slugged 2 HR, 6/6 vs Louisville ... Had a season-high 4 RBI, three times: 6/14 at Durham, 6/22 vs Charlotte and 7/25 vs Ottawa ... Batted .300 (30-100) with 8 2B, 2 3B, 4 HR, 21 RBI, 23 R, 11 BB, 1 SB in 30 games in Arizona Fall League ... **2002:** Began season with Scranton (AAA) ... Recalled on 4/13 (Dave Hollins on DL), after 9 games at triple-A ... Singled in 1st ML at-bat of season, 4/13 vs CIN (Gabe White) ... Hit 1st ML home run (Kip Wells) in 1st ML start (CF), 4/21 at PIT; also got 1st ML outfield assist when he threw Adrian Brown out at the plate in the 3rd inning ... Had a career-high 3 hits and 3 runs, 5/5 vs COL ... Came in defensively at 3rd base, 5/13 at HOU; 1st and only time in pro career that he played any infield position ... Drove in game-winning run with a pinch-hit RBI single in 9th inning, 6/19 vs CWS, for a walk-off win ... Hit 1st ML pinch-hit HR, 6/26 at FLA ... Despite playing part-time, finished tied for 5th among NL rookies in doubles (10), tied for 6th in triples (3) and 7th in extra-base hits (15) ... Was hitting .313 as late as 7/31, had just 25 at-bats the remainder of season ... Got the final hit at Cinergy Field, an infield single, 9/22 at CIN, in the 9th inning ... Made 11 starts: 6 in CF, 4 in RF and 1 as DH ... Played winter ball for Carolina, PR.

PERSONAL: Jason Drew Michaels ... Single ... 1994 graduate of Tampa Jesuit High School, same school as Lou Pinella, Dave Magadan and Brad Radke ... Hit .444 in 10 games as a sophomore, .421 as a junior and .411 as a senior ... 1996 graduate of Okaloosa-Walton JC (AA), where he hit .421, 9 HR, 45 RBI in 1996 ... Attended U of Miami, where he led team in hitting (.411), RBI (89), doubles (32), total bases (189), extra-base hits (50) in 1997 ... Was teammate of Phillies outfielder Pat Burrell ... Set Miami single-season record in doubles ... Tied for 2nd in doubles in NCAA ... Led outfielders with 10 assists ... Named Most Outstanding Player in Atlantic Regional, .375, 2 HR, 11 RBI; College World Series, .412, 1 HR, 2 RBI ... In 1998, finished 2nd on team in HR (19) and RBI (65) while batting .384 ... Hit .500, 2 HR, 5 RBI in Atlantic I Regionals and .273 in College World Series ... Grandfather, John Michaels, played in Cincinnati system in 1930s ... Played Little League and American Legion ball ... Hobbies: Working out, bottle cap baseball and spear fishing.

JASON MICHAELS' CAREER RECORD

YEAR	CLUB	AVG	G	AB	R	H	2B	3B	HR	RBI	SH	SF	HP	BB	SO	SB	CS	E
1998	Batavia	.268	67	235	45	63	14	3	11	49	0	2	4	40	69	4	2	5
1999	Clearwater	.305	122	451	91	138	31	6	14	65	1	6	3	68	103	10	7	1
2000	Reading	.295	113	437	71	129	30	4	10	74	3	7	3	28	87	7	4	6
2001	Scranton	.261	109	418	58	109	19	3	17	69	0	1	8	37	126	11	3	0
	PHILLIES	.167	6	6	0	1	0	0	0	1	0	0	0	0	2	0	0	0
2002	Scranton	.281	9	32	3	9	2	0	0	7	0	2	0	5	5	1	3	0
	PHILLIES	.267	81	105	16	28	10	3	2	11	0	2	1	13	33	1	1	2
2003	Clearwater-a	.000	4	14	1	0	0	0	0	0	0	0	0	2	4	0	0	0
	PHILLIES	.330	76	109	20	36	11	0	5	17	0	0	1	15	22	0	0	1
Minors Totals		.282	424	1587	269	448	96	16	52	264	4	18	18	180	394	33	19	12
ML Totals		.295	163	220	36	65	21	3	7	29	0	2	2	28	57	1	1	3

a-Rehabilitation Assignment

2004
PHILLIES

MICHAELS' CAREER TRANSACTIONS

- Selected by San Diego Padres in 49th round of June 1994 draft, but did not sign.
- Selected by Tampa Bay Devil Rays in 44th round of June 1996 draft, but did not sign.
- Selected by St. Louis Cardinals in 15th round of June 1997 draft, but did not sign.
- Selected by Philadelphia in 4th round of June 1998 draft.
- On disabled list with a strained oblique muscle, March 21-April 14, 2003; included rehabilitation assignment to Clearwater, April 10-14.

MICHAELS' CAREER BATTING BREAKDOWN

2003					CAREER					
AVG	AB	H	HR	RBI	AVG	AB	H	HR	RBI	
.000	2	0	0	0	Arizona	.000	8	0	0	0
.286	14	4	1	4	Atlanta	.240	25	6	1	5
.500	4	2	0	0	Chicago	.375	8	3	0	0
.571	7	4	1	1	Cincinnati	.667	9	6	1	1
.750	4	3	0	2	Colorado	.500	14	7	0	4
.167	12	2	0	0	Florida	.136	22	3	1	2
.000	1	0	0	0	Houston	.143	7	1	0	0
.500	2	1	0	0	Los Angeles	.143	7	1	0	0
.333	3	1	0	0	Milwaukee	.250	4	1	0	0
.364	11	4	1	3	Montreal	.375	24	9	1	3
.280	25	7	1	2	New York	.231	39	9	1	2
.500	2	1	0	1	Pittsburgh	.429	7	3	1	3
-	0	0	0	0	St. Louis	.000	1	0	0	0
.400	5	2	0	0	San Diego	.364	11	4	0	0
.500	2	1	0	0	San Francisco	.750	4	3	0	2
.250	8	2	0	1	Anaheim	.250	8	2	0	1
.333	3	1	1	3	Baltimore	.500	8	4	1	4
.000	1	0	0	0	Boston	.000	1	0	0	0
-	-	-	-	-	Chicago	.333	3	1	0	1
-	-	-	-	-	Cleveland	.200	5	1	0	0
-	-	-	-	-	Minnesota	.000	2	0	0	1
.000	1	0	0	0	Oakland	.000	1	0	0	0
.500	2	1	0	0	Seattle	.500	2	1	0	0
.308	13	4	0	2	April	.343	35	12	1	7
.313	16	5	1	2	May	.250	40	10	1	3
.292	24	7	2	5	June	.333	45	15	3	10
.286	21	6	0	1	July	.275	40	11	0	2
.400	15	6	0	1	August	.240	25	6	0	1
.400	20	8	2	6	September	.314	35	11	2	6



MICHAELS' CAREER BATTING BREAKDOWN (Continued)

2003						CAREER				
AVG	AB	H	HR	RBI		AVG	AB	H	HR	RBI
.313	48	15	1	3	Home	.278	108	30	1	7
.344	61	21	4	14	Road	.313	112	35	6	22
.297	37	11	1	2	Day	.301	73	22	2	6
.347	72	25	4	15	Night	.293	147	43	5	23
.327	55	18	3	11	Grass	.304	102	31	5	19
.333	54	18	2	6	Turf	.288	118	34	2	10
.313	64	20	3	10	Pre-ASG	.310	142	44	5	21
.356	45	16	2	7	Post-ASG	.269	78	21	2	8
.382	55	21	3	12	vs LHP	.314	118	37	4	18
.278	54	15	2	5	vs RHP	.275	102	28	3	11
.194	31	6	2	13	RISP	.203	64	13	2	21
.333	3	1	1	5	Bases loaded	.400	5	2	1	7
.256	39	10	2	4	Pinch-hitting	.244	90	22	3	11
-	-	-	-	-	DH	.429	7	3	0	1

MICHAELS' CAREER STATS BY BALLPARK

	AVG	AB	H	HR	RBI		AVG	AB	H	HR	RBI
Bank One Ballpark	.000	4	0	0	0	Miller Park	.333	3	1	0	0
Turner Field	.267	15	4	1	5	Olympic Stadium	.400	10	4	1	3
Wrigley Field	.333	3	1	0	0	Shea Stadium	.250	16	4	0	1
Cinergy Field	1.000	1	1	0	0	Veterans Stadium	.278	108	30	1	7
Great American Ball Park	.600	5	3	1	1	PNC Park	.500	6	3	1	3
Coors Field	.200	5	1	0	1	Busch Stadium	.000	1	0	0	0
Pro Player Stadium	.167	12	2	1	2	Qualcomm Stadium	.000	2	0	0	0
Minute Maid Park	.167	6	1	0	0	SBC Park	1.000	2	2	0	1
Dodger Stadium	.500	2	1	0	0						
Angel Stadium	.250	8	2	0	1	Jacobs Field	.200	5	1	0	0
Camden Yards	.667	6	4	1	4						

MICHAELS' CAREER FIELDING

POSITION	PCT	G	PO	A	E	TC	DP
Outfield	.985	65	59	5	1	65	0
Third base	.000	1	0	0	2	2	0

MICHAELS' GAME HIGHS

HITS: 3 – 5/5/02 vs COL; 4/22/03 vs COL ... **RUNS:** 3 – 5/5/02 vs COL ... **DOUBLES:** 1 ... **TRIPLES:** 1 ... **HOME RUNS:** 1 ... **RBI:** 4 – 9/9/03 at ATL ... **WALKS:** 2 – 5/27/03 vs NYM; 8/21/03 at MIL ... **STOLEN BASES:** 1 ... **HITTING STREAK:** 4 games – 4/21-26/02; 6/26-7/1/02; 6/9-14/03 ... **PINCH-HR:** 3 times – 6/26/02 at FLA; 6/13/03 at CIN; 9/4/03 vs NYM ... **GRAND SLAMS:** 1 – 9/9/03 at ATL (Jung Keun Bong) ... **INSIDE-THE-PARK HR:** None.



KEVIN MILLWOOD ★ RHP



B-T: R-R

HT: 6-4; **WT:** 235

AGE: 29, turns 30 on December 24

BORN: December 24, 1974, Gastonia, NC

RESIDES: Duluth, GA

ML SERVICE: 6 years, 59 days

HOW OBTAINED: Acquired from Atlanta Braves for Johnny Estrada, 12/20/02.

2003 SEASON: Became 1st Phillies Opening Day starter to win at least 18 games the previous season since Steve Carlton in 1983 (Lefty won 23 games in 1982) ... Tied his career high and ranked 2nd in NL with 35 starts, behind only Greg Maddux (36), becoming just 2nd Phillie since 1987 to make that many starts (Curt Schilling, 1997-98) ... Tied for NL lead with a career-high 3 shutouts, most by a Phillie since Schilling's 4 in 1992 ... Tied for 2nd in NL with a career-high 5 complete games, 3rd in innings (222.0), 6th in strikeouts (185) ... Pitched at least 6.0 innings in 26 of 35 starts; at least 7.0 innings in 18 of 35 ... Allowed only 4 HR in 105.1 IP at Veterans Stadium ... Became 9th pitcher in Phillies history to throw a no-hitter, 4/27 vs SF (9.0 IP, 3 BB, 10 SO), 1-0; only no-hitter in the majors for the season, 1st since BOS' Derek Lowe on 4/27/02 vs TB ... It was just the 3rd 1-0 no-hitter in MLB history (CF Ricky Ledee homered for the lone run and caught the final out), 1st since STL's Jose Jimenez on 6/25/99 at ARI ... Named NL Player of the Week, 4/21-27 (2-0, 0.60 ERA, 15.0 IP, 3 H, 1 R, 1 ER, 7 BB, 14 SO) ... Struck out a season-high 11 (9 called), 5/13 vs ARI; has 10 career double-digit strikeout games ... Earned 7th win, 5/23 at MTL; his 7-1 start matched the best start of his career (1998) ... Did not allow a HR for 40.0 consecutive innings, 5/7-29 and had a 14.0-inning walkless streak, 5/7-18 ... Lost 3 consecutive starts for the first time in his career, 6/13-24 ... His 10 wins at the All-Star break were his most since winning 11 prior to 1999's break ... In addition to the no-hitter, threw two 3-hit shutouts - 7/9 at MTL (won 2-0) and 8/1 vs SD (won 6-0) ... Had a 15.0-inning scoreless streak, 7/4-17, longest by a Phillies starter ... Went 3-2, 2.45 ERA, .179 opp. avg. in 5 August starts ... Got career strikeout #1,000, 9/18 vs FLA (Miguel Cabrera, 2nd inning) ... Started final game at Veterans Stadium (lost, 4.0 IP, 11 H, 5 ER).

CAREER: 11-year pro ... **1993:** Braves' 11th round selection in June draft ... Began pro career with Gulf Coast Braves (R) ... **1994:** Split season between Danville (R) and Macon (A) ... **1995:** Spent entire season with Macon ... Pitched 7.2 scoreless innings (4 H, 2 BB, 6 SO) in a 2-0 victory over Hagerstown, 7/12 ... Had a 3.34 ERA until mid-August, but allowed 18 ER over final 8.2 IP to result in season-ending 4.63 ERA ... **1996:** Spent entire season with Durham (A) ... Finished 3rd in Carolina League with 139 strikeouts ... Ranked 4th among CL starting pitchers with a .250 opposing avg ... Tossed 7.0 scoreless innings (3 H, 0 BB, 4 SO) in a 9-0 win over Winston-Salem, 5/22 ... Also worked 9.0 scoreless innings (4 H, 1 BB, 2 SO), 7/31 at Prince William ... Was the winning pitcher in Durham's only playoff victory, a 3-0 decision over Kinston (8.0 IP, 5 H, 0 R, 4 BB, 4 SO) ... **1997:** Began season with Greenville (AA) ... Made 11 starts before being promoted to Richmond (AAA), 6/11 ... International League Pitcher of the Week, 7/7-13 (7.0 IP, 2 H) ... Went 5-0, 1.73 ERA before being recalled by ATL, 7/12 ... Made ML debut in relief, 7/14 vs PHI, and earned the win (2.0 IP, 1 H, 1 BB, 2 SO), becoming 1st Brave to win his debut since David Nied won 9/1/92 at NYM ... Optioned back to Richmond, 8/12 and recalled again, 8/30 ... Pitched 8.0 shutout innings to earn the win, 9/23 at PHI, his final start of season ... Named Richmond Braves Pitcher of the Year ... Did not appear in post-season ... Had bone spurs removed from right ankle, 10/21 ... **1998:** Finished tied for 6th in NL in wins (17), 8th in winning % (.680) and tied for 5th in SO/9 IP (8.4) ... Threw a 1-hit shutout, 4/14 vs PIT, ATL's first 9.0-inning 1-hitter since Greg Maddux' on 5/28/95 at HOU ... In his one-hitter, became the 1st pitcher in ATL history to record as many as 13 strikeouts without issuing a walk in a game ... Made 2 relief appearances, 7/12 at FLA (2.0 IP) and 9/26 vs NYM (0.2 IP) as a playoff tune-up ... Went 3-0, 1.40 ERA in final 4 starts with 19 SO in 19.1 IP ... Finished with a 9-4 record and a 2.72 ERA (28 ER in 92.2 IP) at home ... Did not appear in post-season ... Toured with MLB All-Stars in Japan, appearing in 2 games ... **1999:** Had 2nd-best ERA in NL (2.68) and 3rd-best in majors ... Led majors with lowest opposing avg (.202) and led NL with lowest on-base % (.258) ... Tied for 4th in NL in wins (18) and strikeouts (205) ... Started the season with a 1-2 record and a 5.79 ERA in April ... Went 17-5, 2.33 ERA from May on ... Selected to NL All-Star team (1.0 IP, 1 H, 1 SO) ... Had 4 months with a sub-3.00 ERA: May (2.17), July (2.00), August (2.49) and September (1.43) ... Had 2nd-lowest road ERA in NL (2.67) in 19 starts ... Pitched 10.0 scoreless innings in ATL's 13-inning, 3-0 win, 8/28 at STL; became 1st ATL pitcher to work 10.0 innings in a start since Greg Maddux, 4/93 vs STL, and 1st to throw 10.0 scoreless innings in a game since Frank LaCorte, 9/76 vs LA ... Finished season with a 6-game win streak (1.05 ERA) ... Retired 19 straight Rockies in a ND, 8/18 at COL ... Flirted with a no-hitter 3 times: carried a no-hitter into the 7th inning in a 3-2 Braves win in 10 innings, 6/6 at BOS; carried a perfect game into the 7th inning of a 7-2 win, 6/17 at HOU; and no-hit STL for 5.2 IP, 8/28 at STL ... Hit 1st career HR, 9/14 at SD (Buddy Carlyle) ... Averaged 102 pitches per start ... NLDS: In first career post-season appearance, threw only 5th 1-hitter in MLB post-season history in Braves' 5-1 win in Game 2 vs HOU ... Only hit allowed was Ken Caminiti's solo HR in 2nd inning (9.0 IP, 1 H, 1 R, 1 ER, 0 BB, 8 SO) ... Earned the save in ATL's 5-3 victory in 12 innings in Game 3 at HOU (1.0 IP, 1 SO) ... NLCS: Beat the Mets in Game 2 in ATL (7.1 IP, 5 H, 3 R, 2 ER, 1 BB, 4 SO) ... In Game 6 in ATL received ND after Mets rallied to tie score in the 7th (5.1 IP, 8 H, 3 R, 3



ER, 0 BB, 5 SO) ... WS: In shortest outing of season, lasted only 2.0 innings in 7-2 loss to Yankees in Game 2 in ATL (2.0 IP, 8 H, 5 R, 4 ER, 2 BB, 2 SO) ... **2000:** Finished tied for 2nd in NL with 14 sac bunts ... After starting season 3-0, 2.77 ERA in 6 games through 5/1, went 7-13, 5.14 ERA in 30 games (29 starts) the rest of the way ... Allowed a career-high 9 ER, 6/7 vs TOR ... Started on 2 days rest and against same team in a series 6/12 and 6/15 at PIT, because he lasted only one-third of an inning, the shortest start of his career, 6/12 ... Matched his career-high 13 strikeouts, 6/25 vs MIL ... Went 3-0, 3.03 ERA over 6 starts, 7/26-8/21 (club was 6-0) ... Left start, 8/16 vs SD with a strained patella tendon in his left knee, but did not miss a turn ... Suffered a broken nose during indoor BP, 8/28, but again made his next scheduled start ... Took his first September loss (9-1) in 17 career games (15 starts), 5-4, 9/12 vs FLA ... Pitched 2.1 scoreless relief innings in the final game of the season, 10/1 vs COL ... Started Game 3 of NLDS vs STL and lost (4.2 IP, 4 H, 4 R, 4 ER, 3 BB, 3 SO) ... **2001:** On DL, 5/7-7/20, with an inflamed right labrum ... Went 6-4, 4.03 ERA in 12 starts after return from DL ... Allowed 6 ER in 3 of his 21 starts (4/9 at NYM, 5.0 IP; 8/5 vs MIL, 2.1 IP; 8/28 vs MTL, 8.0 IP); those 18 ER allowed made up 31% of the total ER he allowed all season ... Aside from those 3 outings, went 7-5, 3.41 ERA in 18 starts ... Pitched at least 7.0 innings in 5 starts from 8/10-9/2 ... Did not appear in NLDS vs HOU ... Threw one scoreless inning in Game 3 of NLCS vs ARI ... **2002:** Finished tied for 4th in NL and matched career high with 18 wins ... Went 16-3, 2.64 ERA in final 25 starts, dating back to 5/24 ... Had an 8-game win streak, 7/31-9/11 (1.80 ERA, 12 ER, 60.0 IP, 9 G), falling one shy of his career-best 9-game streak, 8/13/99-5/1/00 ... Winning streak was 4th-best in NL ... Finished 7th in NL with a .692 winning %, tied for 7th with a 0.69 HR/9.0 IP ratio, 9th with 3.14 night ERA and 10th with 178 strikeouts and .230 opponents' avg ... Allowed 2 ER or fewer in 21 of his 34 starts, including 19 of his last 25 ... His 2nd win of the season came 4/17 at NYM, when he relieved Greg Maddux in the 2nd inning (4.0 IP) and earned a 2-1 decision ... Hit his 2nd career HR, 5/18 at COL (Dennis Stark) ... Pitched a 3-hit shutout, 9/6 vs MTL, 2nd of his career ... Started and won Game 2 of NLDS vs SF (won 7-3, 6.0 IP) ... Started final NLDS game (#5) vs SF (lost 3-1, 5.0 IP) ... **Misc:** Has a 89-58 career record for a .605 winning percentage; only 12 active pitchers with 90 or more career decisions have winning percentages of .600 or higher entering 2004; Millwood ranks 6th among NL pitchers.

PERSONAL: Kevin Austin Millwood ... Married Rena Stevens (1/9/99); two sons, Kevin Jr. (3/31/01) and James Conley (12/26/02) ... 1993 graduate of Bessemer City High School (NC), where he played baseball, football and basketball and graduated with honors ... Served as Georgia spokesperson for Huntington's Disease Association for Braves ... Hobbies: Fishing, golf and hunting.

KEVIN MILLWOOD'S CAREER RECORD

YEAR	CLUB	W-L	ERA	G	GS	CG	SHO	SV	IP	H	R	ER	HR	HB	BB	SO	WP	BK
1993	Braves, GCL	3-3	3.06	12	9	0	0	0	50.0	36	27	17	3	4	28	49	5	1
1994	Danville	3-3	3.72	13	5	0	0	1	46.0	42	25	19	4	2	34	56	1	0
	Macon	0-5	5.79	12	4	0	0	1	32.2	31	31	21	4	2	32	24	4	0
1995	Macon	5-6	4.63	29	12	0	0	0	103.0	86	65	53	10	5	57	89	10	0
1996	Durham	6-9	4.28	33	20	1	0	1	149.1	138	77	71	17	8	58	139	8	3
1997	Greenville	3-5	4.11	11	11	0	0	0	61.1	59	37	28	8	2	24	61	7	0
	Richmond	7-0	1.93	9	9	1	0	0	60.2	38	13	13	2	1	16	46	2	0
	ATLANTA	5-3	4.03	12	8	0	0	0	51.1	55	26	23	1	2	21	42	1	0
1998	ATLANTA	17-8	4.08	31	29	3	1	0	174.1	175	86	79	18	3	56	163	6	1
1999	ATLANTA	18-7	2.68	33	33	2	0	0	228.0	168	80	68	24	4	59	205	5	0
2000	ATLANTA	10-13	4.66	36	35	0	0	0	212.2	213	115	110	26	3	62	168	4	0
2001	Macon-a	0-0	0.00	1	1	0	0	0	3.0	0	0	0	0	0	0	5	0	0
	Greenville-a	0-1	4.50	2	2	0	0	0	10.0	9	6	5	2	0	3	10	1	0
	ATLANTA	7-7	4.31	21	21	0	0	0	121.0	121	66	58	20	1	40	84	5	1
2002	ATLANTA	18-8	3.24	35	34	1	1	0	217.0	186	83	78	16	8	65	178	4	0
2003	PHILLIES	14-12	4.01	35	35	5	#3	0	222.0	210	103	99	19	4	68	169	2	0
Minors Totals		27-32	3.97	121	72	2	0	3	516.0	439	281	227	43	24	252	474	38	4
ML Totals		89-58	3.78	203	195	11	5	0	1226.1	1128	559	515	124	25	371	1009	27	2

Tied for League Lead

a-Rehabilitation Assignment

MILLWOOD'S DIVISION SERIES RECORD

YEAR	CLUB	OPPR	W-L	ERA	G	GS	CG	SHO	SV	IP	H	R	ER	HR	HB	BB	SO	WP	BK
1999	ATL	HOU	1-0	0.90	2	1	1	0	1	10.0	1	1	1	1	0	0	9	0	0
2000	ATL	STL	0-1	7.71	1	1	0	0	0	4.2	4	4	4	2	0	3	3	0	1
2001	ATL	HOU	Did not play																
2002	ATL	SF	1-1	3.27	2	2	0	0	0	11.0	7	4	4	3	0	0	14	1	0
DS Totals			2-2	3.16	5	4	1	0	1	25.2	12	9	9	6	0	3	26	1	1

MILLWOOD'S LEAGUE CHAMPIONSHIP SERIES RECORD

YEAR	CLUB, OPP.	W-L	ERA	G	GS	CG	SHO	SV	IP	H	R	ER	HR	HB	BB	SO	WP	BK
1999	ATL, NYM	1-0	3.55	2	2	0	0	0	12.2	13	6	5	1	0	1	9	0	0
2001	ATL, ARI	0-0	0.00	1	0	0	0	0	1.0	0	0	0	0	0	0	1	0	0
LCS Totals		1-0	3.29	3	2	0	0	0	13.2	13	6	5	1	0	1	10	0	0

MILLWOOD'S WORLD SERIES RECORD

YEAR	CLUB, OPP.	W-L	ERA	G	GS	CG	SHO	SV	IP	H	R	ER	HR	HB	BB	SO	WP	BK
1999	ATL, NYM	0-1	18.00	1	1	0	0	0	2.0	8	5	4	0	0	2	2	0	0

MILLWOOD'S ALL-STAR RECORD

YEAR	CLUB, SITE	W-L	ERA	G	GS	CG	SHO	SV	IP	H	R	ER	HR	HB	BB	SO	WP	BK
1999	NL, BOS	0-0	0.00	1	0	0	0	0	1.0	1	0	0	0	0	0	1	0	0

MILLWOOD'S MAJOR LEAGUE HITTING TOTALS

	AVG	AB	R	H	2B	3B	HR	RBI	SH	SF	HP	BB	SO	SB	CS	E
2003	.059	68	4	4	2	0	0	1	6	0	0	5	34	0	0	2
Career	.118	380	18	45	12	0	2	23	45	0	0	17	166	0	0	7

*Last home run: 5/18/02 at COL (Dennis Stark).

MILLWOOD'S CAREER TRANSACTIONS

- Selected by Atlanta Braves in 11th round of June 1993 draft.
- On disabled list with inflamed right labrum, May 7-July 20, 2001; included rehabilitation assignments to Macon, July 4-9 and Greenville, July 9-20.
- Traded to Philadelphia for Johnny Estrada (c), December 20, 2002.

MILLWOOD'S CAREER PITCHING BREAKDOWN

2003					CAREER					
W-L-S	ERA	G	IP	ER	W-L-S	ERA	G	IP	ER	
1-0-0	1.93	2	14.0	3	Arizona	5-1-0	1.71	8	58.0	11
0-4-0	7.77	4	22.0	19	Atlanta	0-4-0	7.77	4	22.0	19
-	-	-	-	-	Chicago	7-2-0	3.00	11	66.0	22
1-1-0	9.64	2	9.1	10	Cincinnati	5-3-0	4.67	8	44.1	23
1-1-0	3.21	2	14.0	5	Colorado	7-3-0	3.14	13	77.1	27
1-1-0	5.67	6	33.1	21	Florida	5-7-0	5.38	23	117.0	70
1-0-0	1.00	1	9.0	1	Houston	4-2-0	2.98	7	48.1	16
-	-	-	-	-	Los Angeles	5-3-0	2.67	9	57.1	17
1-0-0	4.15	2	13.0	6	Milwaukee	4-3-0	5.17	12	69.2	40
3-0-0	2.03	4	31.0	7	Montreal	11-5-0	3.37	19	128.1	48
1-2-0	3.86	3	18.2	8	New York	6-5-0	3.57	19	103.1	41
-	-	-	-	-	Philadelphia	9-5-0	2.97	17	109.0	36
0-1-0	6.75	2	8.0	6	Pittsburgh	4-3-0	3.81	9	49.2	21
0-1-0	3.00	1	6.0	2	St. Louis	2-2-0	4.32	10	58.1	28
1-0-0	1.80	2	15.0	3	San Diego	5-1-0	2.58	10	66.1	19
1-0-0	0.00	1	9.0	0	San Francisco	4-2-0	3.86	7	46.2	20
1-0-0	3.52	1	7.2	3	Baltimore	2-1-0	5.31	3	20.1	12
-	-	-	-	-	Boston	2-1-0	3.69	5	31.2	13
-	-	-	-	-	Detroit	1-0-0	1.17	1	7.2	1
-	-	-	-	-	New York	0-2-0	6.97	2	10.1	8
1-0-0	1.29	1	7.0	1	Oakland	1-0-0	1.29	1	7.0	1
0-1-0	7.20	1	5.0	4	Seattle	0-1-0	7.20	1	5.0	4
-	-	-	-	-	Tampa Bay	0-0-0	5.40	1	6.2	4
-	-	-	-	-	Texas	0-0-0	3.00	1	6.0	2
-	-	-	-	-	Toronto	0-2-0	10.80	2	10.0	12



MILLWOOD'S CAREER PITCHING BREAKDOWN (Continued)

2003						CAREER				
W-L-S	ERA	G	IP	ER		W-L-S	ERA	G	IP	ER
1-0-0	3.00	1	6.0	2	March	1-0-0	3.00	1	6.0	2
3-1-0	3.58	5	27.2	11	April	12-9-0	4.13	30	176.1	81
3-1-0	2.51	6	43.0	12	May	15-9-0	3.71	33	203.2	84
2-4-0	6.43	6	35.0	25	June	10-10-0	5.08	28	161.1	91
1-1-0	3.90	5	30.0	13	July	15-10-0	3.25	33	199.2	72
3-2-0	2.45	6	44.0	12	August	17-11-0	3.46	39	249.2	96
1-3-0	5.94	6	36.1	24	September	18-9-0	3.50	37	221.1	86
-	-	-	-	-	October	1-0-0	3.24	2	8.1	3
6-6-0	3.76	17	105.1	44	Home	46-33-0	3.52	98	606.1	237
8-6-0	4.24	18	116.2	55	Road	43-25-0	4.04	105	620.0	278
7-5-0	4.53	15	89.1	45	Day	29-18-0	4.21	69	391.0	183
7-7-0	3.66	20	132.2	54	Night	60-40-0	3.58	134	835.1	332
6-6-0	4.74	16	100.2	53	Grass	69-45-0	3.81	160	962.2	407
8-6-0	3.41	19	121.1	46	Turf	20-13-0	3.69	43	263.2	108
10-6-0	3.60	20	127.2	51	Pre-ASG	43-30-0	4.09	100	605.0	275
4-6-0	4.58	15	94.1	48	Post-ASG	46-28-0	3.48	103	621.1	240
14-12-0	4.01	35	222.0	99	Starter	87-58-0	3.80	195	1212.0	512
-	-	-	-	-	Reliever	2-0-0	1.88	8	14.1	3

MILLWOOD'S CAREER STATS BY BALLPARK

	W-L-S	ERA	G	IP	ER		W-L-S	ERA	G	IP	ER
Bank One Ballpark	3-0-0	2.00	4	27.0	6	Miller Park	0-0-0	6.91	3	14.1	11
Turner Field	40-29-0	3.55	83	514.0	203	Olympic Stadium	6-2-0	3.86	9	53.2	23
Wrigley Field	1-2-0	4.00	5	27.0	12	Shea Stadium	4-2-0	3.25	11	63.2	23
Cinergy Field	0-1-0	12.00	1	3.0	4	Veterans Stadium	12-6-0	3.16	25	159.2	56
Great American Ball Park	1-1-0	9.64	2	9.1	10	Three Rivers Stadium	1-2-0	5.95	4	19.2	13
Coors Field	3-2-0	3.35	6	40.1	15	PNC Park	1-1-0	4.91	2	11.0	6
Pro Player Stadium	2-3-0	5.49	12	59.0	36	Busch Stadium	0-1-0	3.62	6	37.1	15
Astrodome	1-1-0	3.00	2	15.0	5	Qualcomm Stadium	2-0-0	3.45	5	31.1	12
Minute Maid Park	3-0-0	2.30	4	27.1	7	3Com Park	1-1-0	5.25	2	12.0	7
Dodger Stadium	3-1-0	2.31	4	23.1	6	SBC Park	0-0-0	6.35	1	5.2	4
County Stadium	1-1-0	7.80	3	15.0	13						
Camden Yards	2-0-0	4.40	2	14.1	7	Ballpark in Arlington	0-0-0	3.00	1	6.0	2
Fenway Park	2-1-0	4.38	4	24.2	12	SkyDome	0-1-0	4.50	1	6.0	3
Tropicana Field	0-0-0	5.40	1	6.2	4						

MILLWOOD'S GAME HIGH STRIKEOUTS

Has 10 career 10+ strikeout games ...

13	2 times	last: 6/25/00 vs MIL
12	1 time	9/14/99 at SD
11	3 times	last: 5/13/03 vs ARI
10	4 times	last: 4/27/03 vs SF

MILLWOOD'S CAREER FIELDING

POSITION	PCT	G	PO	A	E	TC	DP
Pitcher	.962	203	58	121	7	186	5

MILLWOOD'S GAME HIGHS

LOW-HIT CG: 0 - 4/27/03 vs SF ... **SHUTOUTS:** 5, last: 8/1/03 vs SD ... **STRIKEOUTS:** 13 - 4/14/98 vs PIT; 6/25/00 vs MIL ... **WALKS:** 5 - 8/3/97 at FLA; 7/25/01 vs CIN ... **LONGEST OUTING:** Starter: 10.0 inn. - 8/28/99 at STL ... Reliever: 4.0 inn. - 4/17/02 at NYM ... **WINNING STREAK:** 9 games - 8/13/99-5/6/00 ... **LOSING STREAK:** 4 games - 5/23-6/15/00 and 4/22-5/18/02 ... **SCORELESS STREAK:** 18.0 inn. - 8/23-9/3/99 ... **WALKLESS STREAK:** 17.0 inn. - 8/28-9/8/99.

ERIC MILTON ★ LHP

B-T: L-L

HT: 6-3; WT: 208

AGE: 28, turns 29 on August 4

BORN: August 4, 1975, State College, PA

RESIDES: Ft. Myers, FL

ML SERVICE: 6 years

HOW OBTAINED: Acquired from Minnesota Twins for Carlos Silva, Nick Punto and a player to be named later (Bobby Korecky), 12/3/03.

CONTRACT STATUS: Signed a four-year contract with the Twins, 3/11/01, taking him through 2004.

21



2003 SEASON: Spent almost entire season on DL recovering from surgery to repair torn cartilage in left knee, 3/12. ... Made 1 rehab appearance with Ft. Myers (A), 8/30, and started 1 game in Eastern League playoff for New Britain (AA), 9/7 at New Haven ... Activated, 9/14, from 60-day DL and made 3 starts in September ... Pitched 7.0 shutout innings for lone win of season, 9/19 at DET ... Lasted 5.0 innings in other 2 starts ... Tossed 3.1 shutout innings of relief in ALDS vs NYY.

CAREER: Seven-year pro ... **1997:** Began season at Tampa (A) ... Ranked 2nd in Florida State League in SO/9.0 (9.16) and fewest BB/9.0 IP (1.35) and 4th in fewest runners/9.0 IP (9.16) ... Allowed no runs in first 3 starts (19.0 IP) with 23 SO, 4/4-16 ... Had season-high 12 SO, 4/9 vs Vero Beach ... Pitched 1st pro CG, 5/17 at Sarasota ... Promoted to Norwich (AA), 6/16 ... Eastern League Pitcher of the Week, 8/18-24 ... Held opposition to .217 avg for season ... Led NYY minor leaguers in strikeouts (162) and tied for first in wins (14) ... Named Yankees Minor League Pitcher of the Year ... Rated NYY's Best Prospect, 3rd-best prospect in FSL and Pitcher with Best Tools by *Baseball America* ... **1998:** Traded to MIN, 2/6 ... Tied for lead among AL rookies in starts (32), 2nd in ERA (5.64), innings (172.1) and opposing avg (.282), 3rd in SO (107), tied for 3rd in wins (8) and CG (1), 5th in winning % (.364) and tied for 6th in games (32) ... Became 1st Twin since 1995 to win as a starter in his ML debut, 4/5 vs KC (Brad Radke) ... Pitched 1st career CG (4-hitter) in 2-0 loss, 5/3 at BAL ... Singled for 1st ML hit, 6/6 at PIT (Francisco Cordova) ... Retired 17 batters to start game, 7/12 at CLE ... Took no-hitter into 6th inning in 3 games ... Had 1,000 fielding % (28 TC) ... Won Bill Boni Award as Twins' Outstanding Rookie ... **1999:** Tied for 2nd in AL in GS (34) and SHO (2), tied for 4th in CG (5), 5th in opposing avg (.243), tied for 8th in SO/9.0 IP (7.1) and tied for 9th in SO (163) ... Led staff in starts, CG, SHO and SO ... Pitched 1st career SHO (3-hitter), 7/31 at ANA ... Retired 17 straight batters from 1st to 7th inning, 9/1 at TOR ... Pitched Twins' 5th no-hitter in club history and compiled career-high 13 SO, 9/11 vs ANA ... AL Player of the Week, 9/6-12 ... Twins scored just 17 runs in his 11 losses (1.5 avg) ... Won Charles O. Johnson Award as Most Improved Twin ... **2000:** Tied for 4th in AL in fewest BB/9.0 IP (2.0), 9th in SO/9.0 IP (7.2) and 10th in SO (160) and road ERA (4.12) ... Led team in wins (13) and SO ... Club went 5-0 in his first 5 starts of season ... Had perfect game for 6.2 IP, retiring first 20 batters, 4/9 at KC ... Retired 24 of 26 batters faced over 8.0 IP, 4/29 vs OAK ... Went 4-0, 1.13 (4 ER, 32.0 IP) over 5 starts, 5/20-6/12 ... Struck out season-high 11 batters, 6/12 vs OAK ... Had 8 consecutive quality starts, 7/19-8/26, pitching at least 7.0 innings in 6 of the 8 games ... Had an 18.0-inning scoreless streak, 7/19-29 ... Took a no-hitter into 6th inning, 7/29 at NYY ... Tied career high with 4-game win streak, 7/24-8/15 ... Pitched at least 6.0 innings in 23 of 33 starts ... MIN scored only 27 runs in his 10 losses (2.7 avg) ... Won Joseph W. Haynes Award as Twins' Pitcher of the Year ... Toured Japan with ML All-Star team ... **2001:** Signed 4-year contract, 3/11 ... Ranked 8th in AL in winning % (.682) and tied for 10th in SHO (1) ... Won career-high 15 games ... Team went 22-13 in his 35 games (34 starts) ... Went 5-2, 2.48 ERA in first 8 starts of season, all quality starts ... Overall, 20 of 34 starts (59%) were quality starts ... Struck out season-high 10 batters in 3rd start of season, 4/15 vs CWS ... Pitched 3rd career SHO, 5/8 at NYY (9.0 IP, 4 H) ... Club went 7-0 in his starts, 5/29-6/29 ... Tied career high with 4-game win streak, 6/3-7/19 ... Named to first All-Star team, 7/10 at SEA ... Held opponents to .202 avg with 2 outs and RISP ... Pitched at least 6.0 innings in 26 of 34 starts ... Led club in strikeouts (157) and tied for lead in starts ... **2002:** Ranked 3rd in AL in fewest BB/9.0 IP (1.6) ... Pitched at least 6.0 innings in 19 of 29 starts with 16 quality starts ... Had a career-high 2 hits, 6/15 at MIL ... Struck out 10 batters, 7/11 vs TEX ... Pitched 4th career SHO and struck out a season-high 11 batters, 8/1 vs CWS ... Placed on DL, 8/7 (surgery to repair lateral meniscus tear in left knee) ... Activated, 9/2 ... Finished season allowing just 1 ER in 11.2 IP (0.77 ERA) over final 2 starts.

PERSONAL: Eric Robert Milton ... Married Kimberly Shartle (1/3/98); one son, Kody (3/10/00) and one daughter, Kylie Ann (9/22/03) ... 1993 graduate of Bellefonte High School (PA), where he played baseball and basketball ... Attended University of Maryland ... Was 1996 pre-season All-American ... Pitched for Falmouth in Cape Cod League in 1996, where he pitched a no-hitter ... Designates time and effort in support of the American Diabetes Association, Garth Brooks' Teammates for Kids Foundation and participated in TwinsCare, a ticket program for underprivileged youth.



ERIC MILTON'S CAREER RECORD

YEAR	CLUB	W-L	ERA	G	GS	CG	SHO	SV	IP	H	R	ER	HR	HB	BB	SO	WP	BK
1997	Tampa	8-3	3.09	14	14	1	0	0	93.1	78	35	32	8	3	14	95	4	3
	Norwich	6-3	3.13	14	14	1	0	0	77.2	59	29	27	2	0	36	67	3	4
1998	MINNESOTA	8-14	5.64	32	32	1	0	0	172.1	195	113	108	25	2	70	107	1	0
1999	MINNESOTA	7-11	4.49	34	34	5	2	0	206.1	190	111	103	28	3	63	163	2	0
2000	MINNESOTA	13-10	4.86	33	33	0	0	0	200.0	205	123	108	35	7	44	160	5	0
2001	MINNESOTA	15-7	4.32	35	34	2	1	0	220.2	222	109	106	35	5	61	157	2	0
2002	MINNESOTA	13-9	4.84	29	29	2	1	0	171.0	173	96	92	24	3	30	121	4	0
2003	Ft. Myers-a	0-0	0.00	1	1	0	0	0	2.0	1	0	0	0	0	2	2	0	0
	MINNESOTA	1-0	2.65	3	3	0	0	0	17.0	15	5	5	2	0	1	7	0	0
Minors Totals		14-6	3.07	29	29	2	0	0	173.0	138	64	59	10	3	52	164	7	7
ML Totals		57-51	4.76	166	165	10	4	0	987.1	1000	557	522	149	20	269	715	14	0

a-Rehabilitation Assignment.

MILTON'S DIVISION SERIES RECORD

YEAR	CLUB, OPP.	W-L	ERA	G	GS	CG	SHO	SV	IP	H	R	ER	HR	HB	BB	SO	WP	BK
2002	MIN, OAK	1-0	2.57	1	1	0	0	0	7.0	6	2	2	1	0	1	3	0	0
2003	MIN, NYY	0-0	0.00	1	0	0	0	0	3.1	2	0	0	0	0	0	2	0	0
DS Totals		1-0	1.74	2	1	0	0	0	10.1	8	2	2	1	0	1	5	0	0

MILTON'S LEAGUE CHAMPIONSHIP SERIES RECORD

YEAR	CLUB, OPP.	W-L	ERA	G	GS	CG	SHO	SV	IP	H	R	ER	HR	HB	BB	SO	WP	BK
2002	MIN, ANA	0-0	1.50	1	1	0	0	0	6.0	5	1	1	1	0	2	4	0	0

MILTON'S ALL-STAR GAME RECORD

YEAR	CLUB, SITE	W-L	ERA	G	GS	CG	SHO	SV	IP	H	R	ER	HR	HB	BB	SO	WP	BK
2001	AL, SEA	Did not pitch																

MILTON'S MAJOR LEAGUE HITTING TOTALS

	AVG	AB	R	H	2B	3B	HR	RBI	SH	SF	HP	BB	SO	SB	CS	E
Career	.300	20	1	6	0	0	0	2	0	0	0	1	7	0	0	5

MILTON'S CAREER TRANSACTIONS

- Selected by New York Yankees in 1st round (20th overall) of June 1996 draft.
- Traded to Minnesota Twins with Brian Buchanan (of), Cristian Guzman (ss) and Daniel Mota (rhp) for Chuck Knoblauch (2b), February 6, 1998.
- On disabled list with lateral meniscus tear in left knee, August 7-September 2, 2002.
- On disabled list recovering from arthroscopic surgery on left knee, March 13-September 14, 2003; included rehabilitation assignments to Ft. Myers, August 30, and New Britain, September 7.
- Traded to Philadelphia for Carlos Silva (rhp), Nick Punto (ss), and a player to be named later (Bobby Korecky, rhp), December 3, 2003.

MILTON'S CAREER PITCHING BREAKDOWN

2003		CAREER									
W-L-S	ERA	G	IP	ER		W-L-S	ERA	G	IP	ER	
-	-	-	-	-		Atlanta	0-0-0	6.43	1	7.0	5
-	-	-	-	-		Chicago	0-1-0	8.71	2	10.1	10
-	-	-	-	-		Cincinnati	0-1-0	1.93	2	14.0	3
-	-	-	-	-		Houston	2-0-0	2.74	4	23.0	7
-	-	-	-	-		Milwaukee	2-0-0	2.45	3	22.0	6
-	-	-	-	-		New York	0-0-0	0.00	1	4.0	0
-	-	-	-	-		Pittsburgh	0-1-0	6.06	3	16.1	11
-	-	-	-	-		St. Louis	0-1-0	6.75	1	5.1	4

MILTON'S CAREER PITCHING BREAKDOWN (Continued)

2003					CAREER					
W-L-S	ERA	G	IP	ER	W-L-S	ERA	G	IP	ER	
-	-	-	-	-	Anaheim	5-2-0	2.64	9	61.1	18
-	-	-	-	-	Baltimore	0-3-0	9.15	4	20.2	21
-	-	-	-	-	Boston	2-5-0	5.88	8	41.1	27
-	-	-	-	-	Chicago	4-4-0	3.39	14	90.1	34
0-0-0	3.60	1	5.0	2	Cleveland	5-6-0	6.13	18	101.1	69
1-0-0	2.25	2	12.0	3	Detroit	6-4-0	3.61	19	119.2	48
-	-	-	-	-	Kansas City	12-2-0	3.84	16	98.1	42
-	-	-	-	-	New York	5-6-0	4.61	11	66.1	34
-	-	-	-	-	Oakland	5-3-0	5.15	14	80.1	46
-	-	-	-	-	Seattle	1-5-0	9.41	9	44.0	46
-	-	-	-	-	Tampa Bay	2-3-0	6.12	10	57.1	39
-	-	-	-	-	Texas	5-2-0	4.57	11	67.0	34
-	-	-	-	-	Toronto	1-2-0	4.34	6	37.1	18
-	-	-	-	-	April	11-6-0	4.59	27	164.2	84
-	-	-	-	-	May	10-10-0	5.86	28	155.0	101
-	-	-	-	-	June	11-9-0	4.24	30	193.0	91
-	-	-	-	-	July	9-7-0	4.38	26	162.1	79
-	-	-	-	-	August	10-8-0	4.47	22	131.0	65
1-0-0	2.65	3	17.0	5	September	6-11-0	4.96	30	168.2	93
-	-	-	-	-	October	0-0-0	6.39	3	12.2	9
1-0-0	0.00	1	7.0	0	Home	26-30-0	4.74	82	501.0	264
0-0-0	4.50	2	10.0	5	Road	31-21-0	4.77	84	486.1	258
0-0-0	3.60	1	5.0	2	Day	25-11-0	4.21	52	314.0	147
1-0-0	2.25	2	12.0	3	Night	32-40-0	5.01	114	673.1	375
0-0-0	4.50	2	10.0	5	Grass	28-16-0	4.57	71	415.1	211
1-0-0	0.00	1	7.0	0	Turf	29-35-0	4.89	95	572.0	311
-	-	-	-	-	Pre-ASG	33-28-0	4.81	91	547.2	293
1-0-0	2.65	3	17.0	5	Post-ASG	24-23-0	4.69	75	439.2	229
1-0-0	2.65	3	17.0	5	Starter	57-51-0	4.74	165	984.2	519
-	-	-	-	-	Reliever	0-0-0	10.13	1	2.2	3

2004
PHILLIES

MILTON'S CAREER STATS BY BALLPARK

	W-L-S	ERA	G	IP	ER		W-L-S	ERA	G	IP	ER
Wrigley Field	0-0-0	7.20	1	5.0	4	Miller Park	1-0-0	2.57	2	14.0	4
Cinergy Field	0-0-0	0.00	1	3.0	0	Shea Stadium	0-0-0	0.00	1	4.0	0
Astrodome	1-0-0	2.70	1	6.2	2	Three Rivers Stadium	0-1-0	3.65	2	12.1	5
Minute Maid Park	0-0-0	0.00	1	2.0	0						
Angel Stadium	4-0-0	1.50	5	36.0	6	Metrodome	26-30-0	4.74	82	501.0	264
Camden Yards	0-3-0	8.62	3	15.2	15	Yankee Stadium	3-3-0	5.00	6	36.0	20
Fenway Park	2-3-0	3.94	5	29.2	13	N.A. Coliseum	2-0-0	5.01	6	32.1	18
US Cellular Field	2-0-0	1.67	4	27.0	5	Kingdome	0-1-0	31.50	1	2.0	7
Jacobs Field	3-3-0	6.71	11	63.0	47	SAFECO Field	1-2-0	7.62	5	26.0	22
Tiger Stadium	0-2-0	1.27	3	21.1	3	Tropicana Field	1-2-0	9.64	5	23.1	25
Comerica Park	3-0-0	4.98	6	34.1	19	Ballpark in Arlington	1-0-0	5.46	5	28.0	17
Kauffman Stadium	6-0-0	3.95	7	41.0	18	SkyDome	1-1-0	3.48	3	20.2	8

MILTON'S CAREER FIELDING

POSITION	PCT	G	PO	A	E	TC	DP
Pitcher	.957	166	35	76	5	116	4

MILTON'S GAME HIGHS

LOW-HIT CG: 0 – 9/11/99 vs ANA ... **SHUTOUTS:** 4 – last: 8/1/02 vs CWS ... **STRIKEOUTS:** 13 – 9/11/99 vs ANA ...
WALKS: 6 – 8/1/02 vs CHI ... **LONGEST OUTING:** 9.0 inn. – 6 times, last: 8/1/02 vs CWS ... **WINNING STREAK:** 4
 games – 3 times, last: 6/3-7/19/01 ... **LOSING STREAK:** 5 games – 8/21-9/22/98 ... **SCORELESS STREAK:** 18.0 inn. –
 7/19-29/00 ... **WALKLESS STREAK:** 22.0 inn. – 8/21-9/6/99.

BRETT MYERS ★ RHP



B-T: R-R

HT: 6-4; **WT:** 223

AGE: 23, turns 24 on August 17

BORN: August 17, 1980, Jacksonville, FL

RESIDES: Jacksonville, FL

ML SERVICE: 1 year, 68 days

HOW OBTAINED: Phillies 1st round pick (12th overall) in June 1999 draft.

2003 SEASON: First season on Opening Day roster and 1st full season in the majors ... At 22 years, 7 months and 14 days on Opening Day, was the youngest pitcher to open the season in Phillies rotation since Calvin Maduro in 1997 (22 years, 6 months, 27 days) ... His 14 wins were tied for 12th most in the NL ... Struck out a career-high 11 batters in 1st start of season, 4/6 vs PIT; did not allow an earned run, but took the loss in Phillies' 2-0 defeat ... Pitched 7.2 scoreless innings, 4/28 at LA (6 H, 4 SO) ... Lost on 6/11 at ANA; did not lose another game until 8/10 at SF, going 6-0 in 10 starts between losses ... Threw 1st ML shutout, 6/22 vs BOS (9.0 IP, 3 H) and at 22 years, 309 days old, became the youngest Phillie to pitch a shutout since Kevin Gross was 22 years, 83 days old on 8/30/83 ... Tied his career high with a 12.0-inning scoreless streak, 6/22-28 ... Had a 16.1-inning walkless streak, 6/22-7/8, followed immediately by a career- and team-best 22.0-inning walkless streak, 7/8-25 ... Took a shutout into the 9th inning, 7/20 vs MTL (8.2 IP, 7 H, 2 R, 2 ER, 10 SO) ... Phillies averaged 5.4 runs in his starts (174 runs/32 starts), just 2.4 runs in his 9 losses (22 runs) ... Had his 1st/only career multi-hit game, 9/11 at ATL (single, double).

CAREER: Five-year pro ... **1999:** Phillies 1st round pick (12th overall) in June draft ... Made pro debut with Gulf Coast Phillies (R) ... Recorded 1st win, 8/7 vs GCL Yankees ... Opposing batters hit just .177 against him ... Named Phillies' 3rd-best prospect by *Baseball America* ... Pitched in Florida Instructional League ... **2000:** Spent entire season with Piedmont (A) ... Ranked 2nd in South Atlantic League in innings (175.1) and tied for 3rd in wins (13) ... Led team in starts (27) and strikeouts (140) ... Threw 1st pro shutout, 5/22 at Columbus ... Phillies Minor League Pitcher of the Week, 5/22-28 ... Struck out season-high 12 batters, 8/7 at Charleston, SC (8.0 IP, 1 ER) ... Pitched at least 6 innings in 22 of 27 starts ... Was 0-1, 1.08 ERA in 1 playoff start (8.1 IP, 5 H, 3 BB, SO) ... Rated 7th-best prospect in SAL and 2nd-best in Phillies organization by *Baseball America* ... **2001:** Made jump from low-A Piedmont to double-A Reading ... Struck out season-high 11 batters, 4/13 at Akron (7.0 IP) ... Pitched 20.0 consecutive scoreless innings, 4/8-25 ... Phillies Minor League Pitcher of the Month for April (3-0, 1.04 ERA, 26.0 IP, 3 ER, 28 SO) ... Threw a 7.0-inning shutout, 6/2 vs Trenton (2nd game) ... Selected to MLB's All-Star Futures Game played at SAFECO Field, 7/8 (2.0 IP, 1 H, 1 SO) ... Won 5 consecutive starts, 7/20-8/12 (2.68 ERA) ... Eastern League Pitcher of the Week, 8/6-12 (2-0, 1.20 ERA, 15.0 IP, 2 ER, 13 SO, 3 BB) ... Went 6-0 in last 10 regular season starts ... Was 0-1, 2.25 ERA (8.0 IP, 2 ER) in 1 EL playoff start ... Ranked Phillies' 2nd-best prospect by *Baseball America* and top minor league pitcher by *USA Today Baseball Weekly* ... Pitched in Florida Instructional League ... **2002:** Began season with Scranton (AAA), becoming 1st triple-A rookie to be Red Barons' Opening Day starter ... Named best right-handed pitching prospect in the minor leagues by *Baseball America* and 2nd-best prospect overall in the International League ... Rated as having the best breaking ball and 3rd-best fastball velocity in the minors by BA ... Finished 2nd in IL with 4 CG ... Pitched 16.1 innings in first 2 triple-A starts and allowed just 3 ER (1.65 ERA) ... Pitched a 1-hitter, 4/25 vs Toledo (9.0 IP, 2 BB, 10 SO), earning both IL and Phillies Minor League Pitcher of the Week honors (4/22-28) ... Missed 2 starts in May with a blister on his right index finger ... Fined \$450 and suspended for 5 games for throwing behind Drew Henson, 6/24 vs Columbus ... Selected to MLB's annual All-Star Futures Game (2nd straight year) played at Miller Park on 7/7 (0.1 IP, H, SO) ... Walked just 1 batter in final 6 minor league starts (45.0 IP) and had a streak of 39.1 innings (6/19-7/18) without issuing a walk ... Was 4-0, 1.66 ERA in his last 5 starts with Scranton ... Hit .263 (5-19), 2 doubles, 5 RBI, 4 sacs in minors ... Contract purchased by Phillies, 7/24; made ML debut that day in a start at Wrigley Field ... Won his debut (8.0 IP, 2 H, 1 ER, 1 BB, 5 SO), becoming just 5th ML pitcher in the last 30 years to pitch 8.0 or more innings and allow 2 hits or less in his ML debut ... Threw 1st ML complete game, 8/14 vs MIL (won 4-1) ... Became 1st Phillies rookie to pitch a CG since Carlton Loewer, 6/14/98 vs CHI ... Posted a 2.62 ERA (10 ER, 34.1 IP) in 5 August starts ... Doubled for his 1st ML hit, 8/20 at MIL ... His RBI single on 9/18 at ATL was 1st ML RBI ... Selected to SportsTicker's 2002 All-Prospect Team ... **Misc:** Has pitched or been scheduled to pitch on 9/11 each year since 2001 - 2001, start in Reading playoffs cancelled ... 2002, won 9-2 vs FLA ... 2003, won 8-3 at ATL.

PERSONAL: Brett Allen Myers ... Married Kim Wickman (9/10/02); one daughter, Kylie (1/24/03) ... 1999 graduate of Englewood High School (FL), where he went 8-2, 0.80 ERA in 78.0 innings (25 H, 34 BB, 131 SO) in his senior year ... Played Little League baseball ... Was an amateur boxer until about age 13 ... Hobbies: Cars and golf.

BRETT MYERS' CAREER RECORD

YEAR	CLUB	W-L	ERA	G	GS	CG	SHO	SV	IP	H	R	ER	HR	HB	BB	SO	WP	BK
1999	Phillies, GCL	2-1	2.33	7	5	0	0	0	27.0	17	8	7	0	2	7	30	2	0
2000	Piedmont	13-7	3.18	27	27	2	1	0	175.1	165	78	62	7	9	69	140	8	0
2001	Reading	13-4	3.87	26	23	1	1	0	156.0	156	71	67	21	10	43	130	5	0
2002	Scranton	9-6	3.59	19	19	4	1	0	128.0	121	54	51	9	3	20	97	1	0
	PHILLIES	4-5	4.25	12	12	1	0	0	72.0	73	38	34	11	6	29	34	2	1
2003	PHILLIES	14-9	4.43	32	32	1	1	0	193.0	205	99	95	20	9	76	143	9	0
Minors Totals		37-18	3.46	79	74	7	3	0	486.1	459	211	187	37	24	139	397	16	0
ML Totals		18-14	4.38	44	44	2	1	0	265.0	278	137	129	31	15	105	177	11	1

MYERS' MAJOR LEAGUE HITTING TOTALS

YEAR	AVG	AB	R	H	2B	3B	HR	RBI	SH	SF	HP	BB	SO	SB	CS	E
2003	.145	62	3	9	1	0	0	1	5	0	0	2	18	0	0	2
Career	.141	85	3	12	2	0	0	2	8	0	0	2	27	0	0	2

MYERS' CAREER TRANSACTIONS

- Selected by Philadelphia in 1st round of June 1999 draft.

MYERS' CAREER PITCHING BREAKDOWN

2003					CAREER					
W-L-S	ERA	G	IP	ER	W-L-S	ERA	G	IP	ER	
0-1-0	2.25	1	8.0	2	Arizona	0-1-0	2.25	1	8.0	2
1-0-0	4.26	2	12.2	6	Atlanta	1-1-0	5.40	4	21.2	13
1-0-0	2.84	1	6.1	2	Chicago	2-0-0	1.88	2	14.1	3
0-0-0	6.00	1	6.0	4	Cincinnati	0-0-0	6.00	1	6.0	4
2-0-0	2.08	2	13.0	3	Colorado	2-0-0	2.08	2	13.0	3
0-3-0	7.78	4	19.2	17	Florida	1-3-0	6.31	5	25.2	18
1-0-0	2.84	1	6.1	2	Houston	1-0-0	2.84	1	6.1	2
1-0-0	1.32	2	13.2	2	Los Angeles	1-1-0	2.93	4	27.2	9
-	-	-	-	-	Milwaukee	1-1-0	1.93	2	14.0	3
3-1-0	4.13	5	32.2	15	Montreal	3-1-0	4.13	5	32.2	15
2-0-0	4.50	3	18.0	9	New York	3-1-0	5.76	5	29.2	19
0-1-0	0.00	1	6.0	0	Pittsburgh	0-1-0	0.00	1	6.0	0
1-0-0	5.25	2	12.0	7	St. Louis	1-0-0	3.44	3	18.1	7
0-0-0	1.50	1	6.0	1	San Diego	0-0-0	1.50	1	6.0	1
0-1-0	11.25	1	4.0	5	San Francisco	0-2-0	12.86	2	7.0	10
0-1-0	7.94	1	5.2	5	Anaheim	0-1-0	7.94	1	5.2	5
1-0-0	7.50	1	6.0	5	Baltimore	1-0-0	7.50	1	6.0	5
1-0-0	3.46	2	13.0	5	Boston	1-0-0	3.46	2	13.0	5
0-1-0	11.25	1	4.0	5	Oakland	0-1-0	11.25	1	4.0	5
2-2-0	2.20	5	32.2	8	April	2-2-0	2.20	5	32.2	8
2-2-0	3.55	5	33.0	13	May	2-2-0	3.55	5	33.0	13
3-2-0	4.95	6	36.1	20	June	3-2-0	4.95	6	36.1	20
3-0-0	3.65	6	37.0	15	July	4-1-0	3.94	8	48.0	21
2-1-0	6.11	5	28.0	19	August	3-3-0	4.19	10	62.1	29
2-2-0	6.92	5	26.0	20	September	4-4-0	6.49	10	52.2	38
8-5-0	3.71	16	99.1	41	Home	10-9-0	4.07	22	135.0	61
6-4-0	5.19	16	93.2	54	Road	8-5-0	4.71	22	130.0	68
3-3-0	3.58	8	50.1	20	Day	5-4-0	3.24	12	77.2	28
11-6-0	4.73	24	142.2	75	Night	13-10-0	4.85	32	187.1	101
5-3-0	5.00	13	75.2	42	Grass	7-4-0	4.50	19	112.0	56
9-6-0	4.07	19	117.1	53	Turf	11-10-0	4.29	25	153.0	73
9-6-0	3.65	19	120.2	49	Pre-ASG	9-6-0	3.65	19	120.2	49
5-3-0	5.72	13	72.1	46	Post-ASG	9-8-0	4.99	25	144.1	80
14-9-0	4.43	32	193.0	95	Starter	18-14-0	4.38	44	265.0	129

MYERS' CAREER STATS BY BALLPARK

	W-L-S	ERA	G	IP	ER		W-L-S	ERA	G	IP	ER
Turner Field	1-0-0	4.09	2	11.0	5	Olympic Stadium	1-1-0	6.00	3	18.0	12
Wrigley Field	1-0-0	1.13	1	8.0	1	Shea Stadium	2-0-0	5.50	3	18.0	11
Great American Ball Park	0-0-0	6.00	1	6.0	4	Veterans Stadium	10-9-0	4.07	22	135.0	61
Coors Field	1-0-0	2.57	1	7.0	2	Busch Stadium	0-0-0	2.25	2	12.0	3
Pro Player Stadium	0-1-0	8.31	2	8.2	8	Qualcomm Stadium	0-0-0	1.50	1	6.0	1
Dodger Stadium	1-0-0	2.45	2	14.2	4	SBC Park	0-1-0	11.25	1	4.0	5
Miller Park	0-1-0	3.60	1	5.0	2						
Angel Stadium	0-1-0	7.94	1	5.2	5	Camden Yards	1-0-0	7.50	1	6.0	5

MYERS' CAREER FIELDING

POSITION	PCT	G	PO	A	E	TC	DP
Pitcher	.966	44	18	39	2	59	3

MYERS' GAME HIGHS

LOW-HIT CG: 3 – 6/22/03 vs BOS ... **SHUTOUTS:** 1 – 6/22/03 vs BOS ... **STRIKEOUTS:** 11 – 4/6/03 vs PIT ... **WALKS:** 7 – 9/1/03 vs BOS ... **LONGEST OUTING:** 9.0 inn. – 8/14/02 vs MIL and 6/22/03 vs BOS ... **WINNING STREAK:** 6 games – 6/22-8/5/03 ... **LOSING STREAK:** 2 games – 5 times, last: 9/17-24/03 ... **SCORELESS STREAK:** 12.0 inn. – 8/9-14/02; 6/22-28/03 ... **WALKLESS STREAK:** 22.0 inn. – 7/8-25/03.

JORGE PADILLA ★ OF



B-T: R-R

HT: 6-2; **WT:** 205

AGE: 24, turns 25 on August 11

BORN: August 11, 1979, Rio Piedras, PR

RESIDES: Carolina, PR

HOW OBTAINED: Phillies 3rd round pick in June 1998 draft.

2003 SEASON: Second season with Reading (AA) ... Phillies Minor League Player of the Week 4/3-13 (.357, 10-28, 3 2B, 5 RBI, 3 BB, 3 SB, 3 R) ... Hit safely in 11 straight games, 4/30-5/11 (.417, 20-48) ... Named Eastern League and Phillies Player of the Week, 5/5-11 (.458, 11-24, 5 2B, HR, 5 RBI, 3 R, 3 SB, 3 BB) ... Appeared in only two games, 5/16-6/2, both as pinch-runner (left hand injury) ... Hit .393 in May ... Placed on the DL, 6/3 (left hand sprain) ... Activated on 6/21 ... Went 2-for-4 with walk-off triple that scored Nate Espy in the bottom of the 9th in a 2-1 win, 6/26 vs Altoona ... Placed back on DL, 6/30 for remainder of the season with recurring problems with his left hand ... Played in Florida Instructional League.

CAREER: Six-year pro ... **1998:** Phillies 3rd round selection in June draft ... Made pro debut at Martinsville (R) ... Collected 4 hits (including 2B, HR) and 6 RBI, 8/13 vs Danville ... Had hit safely in 13 of 14 games when he dislocated finger sliding into 1st base, 8/17; missed remainder of season ... Played in Florida Instructional League ... **1999:** Began season at Piedmont (A) ... Sent to Batavia (A), 6/12 ... Went 5-for-5, 7/27 vs St. Catherines (2 2B, HR, 2 RBI) ... Played in FIL ... Played winter ball for Caguas, PR ... **2000:** Played for Piedmont (A) ... Began season with 11-game hit streak (.45 AB, 17 H, 6 2B) ... Reached professional highs in hits (126), triples (8) and RBI (67) ... Phillies Minor League Player of the Week, 7/3-9 ... On DL, 8/6-21, with a contusion of the left heel ... Collected a hit in 82 of 108 games ... Played in FIL ... **2001:** Tied for Clearwater (A) team lead in HR (16) ... Had 2nd-best HR/AB ratio in Florida State League (1/22.37) ... Reached a career high in home runs (16) ... On DL, 4/30-5/20, with a strained left hamstring ... Twice named Phillies Minor League Player of the Week, 5/28-6/3 (.360, 2B, 2 HR, 10 RBI, SB) and 6/25-7/11 (.450, 2B, HR, 4 RBI, SB) ... Hit grand slam and had 5 RBI, 6/1 vs Vero Beach ... On DL, 6/9-23, with a right oblique strain ... Had season-high 6 RBI, 7/3 at Charlotte ... Had 27 RBI over 19 games, 5/28-7/3 ... Reached base safely in 15 straight games, 6/24-7/11 (.404, 23-57, 15 R, 4 2B, 4 HR, 17 RBI, 7 BB) ... Stole 4 bases, 8/10 vs Tampa ... Hit .600 (6-10), 17 RBI with bases loaded ... Hit .296 (29-98) vs left-handers ... Played winter ball for Caguas, PR ... Rated Phillies' 7th-best prospect and best outfield arm by *Baseball America* ... **2002:** Became first player in Reading history to hit 30 doubles and steal 30 bases in a season ... Led the team with 12 outfield assists ... Began year with a season-best 12-game hit streak (.345, 19-55) to become season's first Eastern League Player of the Week, 4/4-14 ... Scored a run in 6 straight games, 4/4-9, and had

an RBI in 5 straight, 4/6-11 ... Hit game-winning, 2-run HR in top of 12th inning, 5/9 at New Haven ... Stole 2 bases, 8/31 at Harrisburg; only multi-steal game of season ... Hit .500 (5-10), 13 RBI with the bases loaded ... Played winter ball for Caguas, PR.

PERSONAL: Jorge Rafael Padilla ... Married, wife's name is Sheila ... 1998 graduate of Florida Air Academy (Melbourne, FL), where he was 1st team All-State in baseball in 1997-98 and Player of the Year.


JORGE PADILLA'S CAREER RECORD

YEAR	CLUB	AVG	G	AB	R	H	2B	3B	HR	RBI	SH	SF	HP	BB	SO	SB	CS	E
1998	Martinsville	.356	23	90	10	32	3	0	5	25	3	1	4	4	24	2	0	2
1999	Piedmont	.208	44	168	13	35	10	1	3	17	0	1	4	5	44	0	0	3
	Batavia	.252	65	238	28	60	10	1	3	30	1	2	7	22	79	2	1	6
2000	Piedmont	.305	108	413	62	126	24	8	11	67	0	4	2	26	89	8	4	5
2001	Clearwater	.260	100	358	62	93	13	2	16	66	0	3	7	40	73	23	6	3
2002	Reading	.256	127	484	71	124	30	2	7	65	2	8	11	40	77	32	11	8
2003	Reading	.295	46	173	21	51	13	1	2	23	0	1	1	18	29	11	8	1
Minors Totals		.271	513	1924	267	521	103	15	47	293	6	20	36	155	415	78	30	28

2004
PHILLIES

PADILLA'S CAREER TRANSACTIONS

- Selected by Philadelphia in 3rd round of June 1998 draft.



VICENTE PADILLA ★ RHP

B-T: S-R

HT: 6-2; **WT:** 219

AGE: 26, turns 27 on September 27

BORN: September 27, 1977, Chinandega, Nicaragua

RESIDES: Chinandega, Nicaragua

ML SERVICE: 3 years, 105 days

HOW OBTAINED: Acquired from Arizona Diamondbacks with Travis Lee, Omar Daal and Nelson Figueroa, for Curt Schilling, 7/26/00.

2003 SEASON: Reached career highs in innings (208.2) and strikeouts (133); tied career highs in wins (14) and starts (32) ... Posted 9th-best night ERA in NL (3.13) and 2nd-most hit batters (16) ... Pitched at least 7.0 innings in 16 of 32 starts and was 11-2, 1.56 ERA in those starts ... Started the season with a 16.0-inning walkless streak, 4/3-14 ... Tossed 2nd career shutout, 4/19 at ATL (9.0 IP, 4 H, 4 SO), the only pitcher to throw a complete-game shutout against ATL all season ... Involved in 5 of the Phils' 13 shutouts ... Had a career-high 14.1-inning scoreless streak, 4/14-25 ... Lost a career- and team-high 5 straight, 4/25-5/22 ... Threw 7.0 shutout innings en route to his 5th win of season in the Phillies' first-ever game with the Angels, 6/9 at ANA ... Went 6-1, 2.60 ERA over 10 starts, 6/9-8/3 ... Tied his career-best 4-game win streak, 7/10-8/15 ... Took a no-hitter into the 7th inning, 8/31 at NYM (8.0 IP, 2 H, 1 ER); broken up by leadoff infield single by Jose Reyes ... Struck out season-high 10 batters, 9/5 vs NYM; 3rd career double-digit strikeout game ... Had a career-best 21.0-inning walkless streak, 8/21-9/5 ... Walked 1 batter or fewer in 15 of 32 starts, 3 or less in 27 ... Had 2.15 ERA in final 4 home starts, including a 16.0-inning scoreless streak, 9/5-15 ... Allowed only 2 HR in final 49.1 innings of season ... At the plate, his 6 walks were tied for NL lead among pitchers (Jeff D'Amico).

CAREER: Five-year pro ... **1998:** Signed by ARI as an amateur free agent, 8/30 ... **1999:** Opened 1st pro season at High Desert (A) ... Started 9 games (4-1, 3.73 ERA) ... Struck out 55 in 50.2 innings ... Promoted to Tucson (AAA) ... Pitched 7.0 shutout innings in Tucson debut, 5/30 at Nashville (6 H, 6 SO, 0 BB) ... Diamondbacks Pitcher of the Month for May (4-1, 2.89 ERA, 37.1 IP, 12 ER) ... Started 5 of 12 games at AAA ... Won 3 straight games for Tucson before being promoted to Arizona, 6/24 ... Made ML debut, 6/29 at CIN (lost, blown save) ... Recorded 1st out, 7/2 at STL ... Optioned to Tucson, 7/8, after 4 ML appearances ... Recalled on 7/19 ... Made one appearance, 7/19 at SEA (1.1 IP, 2 H, 2 R) ... Did not win a game after 7/31 ... Played winter ball for Estrellas, DR (2-3, 4.97 in 7 starts) ... **2000:** Began season at Tucson ... Recalled by ARI, 5/5 ... Earned 1st ML win, 5/9 vs LA ... Made 5 relief appearances for D'backs, 1-0, 1.00 ERA (1 ER, 9.0 IP), 2 BB, 10 SO ... Optioned back to Tucson, 5/21 ... Recalled again, 5/30 ... Had an 11.1-inning scoreless streak, 5/14-6/12 ... Made 22 more relief appearances before being traded to Phillies, 7/26 ... Made Phillies debut, 7/27 vs CHI, throwing a then career-high 2.2 innings ... Earned 1st win with Phillies, 8/22 at CIN (2.0 IP) ... Earned 1st ML save, 8/23 at CIN (0.2 IP, 1 SO) ... Earned 2nd save, 9/28 at CHI (1.0 IP, 2 SO) ... Named D'backs Rookie of the Year by Arizona Chapter of BBWAA ... Played winter ball in Nicaragua ... **2001:** Began season in Phillies bullpen ... On DL with a sprained left ankle suffered in batting practice, 5/4-29 ... Made 4 rehab starts for Scranton (AAA), 4.0



IP, 1 BB, 4 SO ... Recorded 2nd win of season on 1st day back, 5/30 at NYM ... Got 1st ML extra-base hit (double), run and walk, 6/15 vs BAL (2.0 IP) ... Optioned to Scranton, 6/26, to make room for RHP Nelson Figueroa ... Moved into starting rotation with Scranton and went undefeated (7-0) ... Struck out 11 batters in 7.0 IP, 8/23 vs Pawtucket ... Phillies Minor League Pitcher of the Month for August (5-0, 1.69 ERA) ... Recalled on 9/1 ... Threw a season-high 5.0 innings and struck out a season-high 5, 9/5 vs NYM ... Pitched winter ball for Culiacan, Mexico and led team to Mexican title by pitching CG in series-clinching game ... Was 4-0 in Mexican League post-season ... **2002:** Came to spring training in competition for the 5th starter job and earned the spot ... Led Phillies staff in wins (14) and starts (32) ... Had 2nd-most wins among Latin-born pitchers in NL (Odalis Perez - 15) ... Made 1st ML start, 4/3 at ATL (won, 3-1), 6.0 IP, 3 H, 1 ER, 1 HR, 1 BB, 7 SO; made 83 career relief appearances prior to the start ... Struck out a career-high 11 batters, 4/14 vs CIN ... Finished April with a season-best 2.41 ERA in 6 starts ... Pitched 1st ML CG and SHO, 5/10 vs ARI (4-0); had a no-hitter through 7.2 innings; finished with a 2-hitter ... Combined on 2 other shutouts, pitching 8.0 scoreless innings, 5/21 vs NYM (4-0) and 8/24 at STL (4-0) ... Selected to 1st All-Star Game (2.0 IP, BB, 0-1 at plate), was NL finishing pitcher in infamous 2-2 tie ... Hit a bases-clearing double, 9/4 at MTL ... Had a season-high 16.2-inning walkless streak, 7/4-23 ... Walked 3 batters or less in 30 of 32 starts.

PERSONAL: Vicente D. Padilla ... Single; two daughters, Ingrid Elena and Yurisel ... Oldest of 5 brothers ... Worked under former ML pitcher Dennis Martinez for two weeks in 1998 to improve change-up, slider and curve ... Pitched for Nicaragua in the XXXIII World Cup, 7/22-8/2/98 ... Nicaragua won Bronze medal ... Earned save vs host country of Italy (1.2 IP, 3 SO) in medal round ... Pitched in quarterfinals against Dominican Republic (2.0 IP, 4 H, 3 SO) ... Made 3 appearances in qualifying round (4.1 IP, 3 H, 0 R, 0 BB, 6 SO), holding batters to a .188 (3-16) average ... Pitched in 4 games (earned 1 win, 1 save) for Nicaragua in the Central American Games, 8/29-9/18/98, in which Nicaragua finished 2nd.

VICENTE PADILLA'S CAREER RECORD

YEAR	CLUB	W-L	ERA	G	GS	CG	SHO	SV	IP	H	R	ER	HR	HB	BB	SO	WP	BK
1999	High Desert	4-1	3.73	9	9	0	0	0	50.2	50	27	21	3	1	17	55	2	2
	Tucson	7-4	3.75	18	14	0	0	0	93.2	107	47	39	6	7	24	58	0	1
	ARIZONA	0-1	16.88	5	0	0	0	0	2.2	7	5	5	1	0	3	0	0	0
2000	Tucson	0-1	4.42	12	3	0	0	1	18.1	22	9	9	2	0	8	22	2	0
	ARIZONA	2-1	2.31	27	0	0	0	0	35.0	32	10	9	0	0	10	30	0	0
	PHILLIES	2-6	5.34	28	0	0	0	2	30.1	40	23	18	3	1	18	21	1	0
	ARI/PHI	4-7	3.72	55	0	0	0	2	65.1	72	33	27	3	1	28	51	1	0
2001	PHILLIES	3-1	4.24	23	0	0	0	0	34.0	36	18	16	1	0	12	29	1	0
	Scranton	7-0	2.42	16	16	0	0	0	81.2	64	24	22	8	3	11	75	3	1
2002	PHILLIES	14-11	3.28	32	32	1	1	0	206.0	198	83	75	16	15	53	128	6	2
2003	PHILLIES	14-12	3.62	32	32	1	1	0	208.2	196	94	84	22	16	62	133	3	2
Minors Totals		18-6	3.35	55	42	0	0	1	244.1	243	107	91	19	11	60	210	7	4
ML Totals		35-32	3.61	147	64	2	2	2	516.2	509	233	207	43	32	158	341	11	4

PADILLA'S ALL-STAR GAME RECORD

YEAR	CLUB, SITE	W-L	ERA	G	GS	CG	SHO	SV	IP	H	R	ER	HR	HB	BB	SO	WP	BK
2002	NL, MIL	0-0	0.00	1	0	0	0	0	2.0	0	0	0	0	0	1	0	0	0

PADILLA'S MAJOR LEAGUE HITTING TOTALS

	AVG	AB	R	H	2B	3B	HR	RBI	SH	SF	HP	BB	SO	SB	CS	E
2003	.060	67	1	4	0	0	0	1	3	0	1	6	34	0	0	4
Career	.070	129	3	9	2	0	0	6	11	1	2	7	67	0	0	6

PADILLA'S CAREER TRANSACTIONS

- Signed by Arizona Diamondbacks as a minor league free agent, August 30, 1998.
- Traded to Philadelphia with Travis Lee (1b/of), Omar Daal (1hp) and Nelson Figueroa (rhp) for Curt Schilling (rhp), July 26, 2000.
- On disabled list with a sprained left ankle, May 4-29, 2001; included rehabilitation assignment to Scranton, May 22-28.

PADILLA'S CAREER PITCHING BREAKDOWN

2003					CAREER					
W-L-S	ERA	G	IP	ER	W-L-S	ERA	G	IP	ER	
0-1-0	14.54	1	4.1	7	Arizona	1-1-0	4.02	4	15.2	7
3-2-0	2.70	6	43.1	13	Atlanta	5-4-0	2.48	12	72.2	20
2-0-0	4.85	2	13.0	7	Chicago	3-3-1	4.79	13	35.2	19
0-1-0	4.26	1	6.1	3	Cincinnati	2-2-1	2.28	10	23.2	6
-	-	-	-	-	Colorado	1-0-0	6.75	7	12.0	9
2-2-0	3.70	4	24.1	10	Florida	3-3-0	2.82	12	44.2	14
0-1-0	5.40	2	10.0	6	Houston	0-3-0	5.31	8	20.1	12
1-1-0	2.57	2	14.0	4	Los Angeles	2-2-0	2.79	9	29.0	9
0-1-0	5.40	1	5.0	3	Milwaukee	1-1-0	2.25	2	12.0	3
0-0-0	3.21	2	14.0	5	Montreal	1-3-0	4.23	10	44.2	21
4-1-0	2.19	5	37.0	9	New York	8-1-0	2.44	17	73.2	20
-	-	-	-	-	Pittsburgh	0-2-0	9.58	4	10.1	11
1-0-0	7.20	1	5.0	4	St. Louis	2-1-0	3.68	7	22.0	9
0-0-0	1.50	1	6.0	1	San Diego	1-1-0	3.68	11	29.1	12
0-1-0	4.73	2	13.1	7	San Francisco	1-2-0	3.70	6	24.1	10
1-0-0	0.00	1	7.0	0	Anaheim	1-0-0	0.00	2	8.0	0
-	-	-	-	-	Baltimore	1-1-0	7.50	2	6.0	5
-	-	-	-	-	Boston	0-0-0	0.00	1	0.1	0
-	-	-	-	-	Chicago	0-0-0	3.68	1	7.1	3
-	-	-	-	-	Cleveland	1-0-0	4.26	1	6.1	3
-	-	-	-	-	Detroit	1-0-0	1.29	1	7.0	1
-	-	-	-	-	Oakland	0-0-0	20.25	2	1.1	3
0-1-0	7.50	1	6.0	5	Seattle	0-2-0	9.35	3	8.2	9
-	-	-	-	-	Tampa Bay	0-0-0	Inf.	1	0.0	1
-	-	-	-	-	Texas	0-0-0	0.00	1	1.2	0
3-3-0	2.85	6	41.0	13	April	7-6-0	2.83	21	92.1	29
1-3-0	6.26	5	27.1	19	May	6-5-0	4.30	16	73.1	35
3-1-0	2.62	5	34.1	10	June	9-3-0	3.52	34	99.2	39
3-1-0	3.60	5	35.0	14	July	4-4-0	3.81	26	85.0	36
2-1-0	4.29	6	35.2	17	August	6-4-1	3.53	25	91.2	36
2-3-0	2.80	5	35.1	11	September	3-10-1	3.95	24	73.0	32
-	-	-	-	-	October	0-0-0	0.00	1	1.2	0
8-6-0	3.14	17	111.2	39	Home	17-16-0	2.93	68	261.1	85
6-6-0	4.18	15	97.0	45	Road	18-16-2	4.30	79	255.1	122
2-5-0	4.85	10	59.1	32	Day	7-10-1	4.05	43	153.1	69
12-7-0	3.13	22	149.1	52	Night	28-22-1	3.42	104	363.1	138
6-6-0	4.15	14	91.0	42	Grass	19-14-1	3.90	81	247.0	107
8-6-0	3.21	18	117.2	42	Turf	16-18-1	3.34	66	269.2	100
8-8-0	3.81	18	115.2	49	Pre-ASG	23-15-0	3.47	83	293.1	113
6-4-0	3.39	14	93.0	35	Post-ASG	12-17-2	3.79	64	223.1	94
14-12-0	3.62	32	208.2	84	Starter	28-23-0	3.45	64	414.2	159
-	-	-	-	-	Reliever	7-9-2	4.24	83	102.0	48

2004
PHILLIES

PADILLA'S CAREER STATS BY BALLPARK

	W-L-S	ERA	G	IP	ER	W-L-S	ERA	G	IP	ER	
Bank One Ballpark	2-2-0	4.70	15	23.0	12	Miller Park	0-1-0	5.40	1	5.0	3
Turner Field	4-2-0	1.98	6	41.0	9	Olympic Stadium	0-2-0	6.65	6	21.2	16
Wrigley Field	2-0-1	3.93	8	18.1	8	Shea Stadium	5-1-0	3.54	9	40.2	16
Cinergy Field	1-1-1	5.06	5	5.1	3	Veterans Stadium	15-15-0	2.97	54	242.2	80
Coors Field	0-0-0	9.00	3	3.0	3	PNC Park	0-1-0	7.00	2	9.0	7
Pro Player Stadium	1-1-0	2.55	7	17.2	5	Busch Stadium	1-0-0	0.90	4	10.0	1
Minute Maid Park	0-1-0	4.20	4	15.0	7	Qualcomm Stadium	0-1-0	5.56	5	11.1	7
Dodger Stadium	0-2-0	5.73	5	11.0	7	SBC Park	1-1-0	4.91	4	14.2	8
Angel Stadium	1-0-0	0.00	1	7.0	0	Comerica Park	1-0-0	1.29	1	7.0	1
Camden Yards	0-1-0	11.25	1	4.0	5	N.A. Coliseum	0-0-0	20.25	2	1.1	3
Fenway Park	0-0-0	0.00	1	0.1	0	SAFECO Field	0-0-0	13.50	1	1.1	2
Jacobs Field	1-0-0	4.26	1	6.1	3	Tropicana Field	0-0-0	Inf.	1	0.0	1



PADILLA'S CAREER FIELDING

POSITION	PCT	G	PO	A	E	TC	DP
Pitcher	.947	147	32	76	6	114	3

PADILLA'S GAME HIGHS

LOW-HIT CG: 2 – 5/10/02 vs ARI ... **STRIKEOUTS:** Starter: 11 – 4/14/02 vs CIN ... Reliever: 5 – 9/5/01 vs NYM ... **WALKS:** 6 – 5/28/03 vs NYM ... **LONGEST OUTING:** Starter: 9.0 inn. – 5/10/02 vs ARI; 4/19/03 at ATL ... Reliever: 5.0 inn. – 9/5/01 vs NYM ... **WINNING STREAK:** 4 games – 6/1-6/24/02; 7/10-8/15/03 ... **LOSING STREAK:** 5 games – 4/25-5/22/03 ... **SCORELESS STREAK:** 14.1 inn. – 5/14-25/03 ... **WALKLESS STREAK:** 21.0 inn. – 8/21-9/5/03.

FRANKLIN PEREZ ★ RHP



B-T: R-R

HT: 6-2; **WT:** 228

AGE: 25, turns 26 on June 10

BORN: June 10, 1978, Bani, DR

RESIDES: Bani, DR

HOW OBTAINED: Signed by Phillies as an amateur free agent, 12/11/97.

64

2003 SEASON: Missed entire season while rehabbing from October 2002 right elbow surgery.

CAREER: Six-year pro ... **1998:** Made pro debut for La Vega Phillies in Dominican Summer League (R) ... Pitched in Florida Instructional League ... **1999:** Pitched for Gulf Coast Phillies (R) ... **2000:** Began season with Piedmont (A) in bullpen ... Earned 1st pro save in shortest outing of season (0.1 IP), 4/21 at Hickory ... Moved into starting rotation and made 6 consecutive starts, 6/26-7/22 ... Had a 2.37 ERA in relief ... **2001:** Spent season with Clearwater (A), pitching the entire season in relief ... Pitched 2.0 or more innings in 20 of 31 appearances, including 8 of last 9 ... Earned 3 wins and a save in 4 consecutive outings, 7/4-19 (11.2 IP, 1 ER) ... Pitched 4.0 innings 3 times, including a season-high 4.1 IP, 7/4 vs Ft. Myers; allowed just 1 ER in the 12.1 IP ... **2002:** Spent entire season with Reading (AA) ... First 26 appearances were in relief ... 12 of final 14 appearances were starts ... Recorded a save in 4 straight appearances, 5/30-6/8 ... Was 2-0, 2.52 ERA in 28 total relief appearances ... Pitched a season-best 8.0 shutout innings, 8/5 at Akron ... Held right-handers to .227 avg ... Had surgery on 10/30 to reconstruct the ulnar collateral ligament in his right elbow (Dr. Lewis Yocum).

PERSONAL: Franklin Leonidas Perez ... Single.

FRANKLIN PEREZ' CAREER RECORD

YEAR	CLUB	W-L	ERA	G	GS	CG	SHO	SV	IP	H	R	ER	HR	HB	BB	SO	WP	BK	
1998	Phillies, DSL	4-5	3.39	17	11	0	0	0	63.2	54	42	24	2	6	38	43	7	3	
1999	Phillies, GCL	3-4	6.31	12	7	0	0	0	41.1	44	36	29	2	5	27	35	6	0	
2000	Piedmont	5-5	3.04	36	9	0	0	2	97.2	85	47	33	3	9	39	64	7	0	
2001	Clearwater	4-2	3.52	31	0	0	0	3	64.0	58	29	25	2	7	26	45	8	2	
2002	Reading	3-2	3.72	40	12	0	0	5	101.2	98	48	42	8	8	36	68	11	1	
2003		Injured – did not pitch																	
Minors Totals		19-18	3.74	136	39	0	0	10	368.1	339	202	153	17	35	166	255	39	6	

PEREZ' CAREER TRANSACTIONS

- Signed by Phillies as amateur free agent, December 11, 1997.

TOMAS PEREZ ★ INF



B-T: S-R

HT: 5-11; **WT:** 192

AGE: 30, turns 31 on December 29

BORN: December 29, 1973, Barquisimeto, VZ

RESIDES: Barquisimeto, VZ

ML SERVICE: 5 years, 140 days

HOW OBTAINED: Signed by Phillies as a minor league free agent, 12/15/99.

CONTRACT STATUS: Signed a two-year contract, 10/8/02, taking him through 2004.

2003 SEASON: Reached career highs in games (125), at-bats (298), runs (39), hits (79), doubles (18), RBI (33) and total bases (114); tied his high in HR (5) ... Tripled in 1st at-bat of season, 4/3 at FLA, and did not hit another for remainder of season ... Drove in GW run with 2 outs in 10th inning, 4/8 vs ATL ... Had career-high 4 hits, 6/26 at ATL ... Hit .382 (13-34) in 14 June games ... Hit in 4 straight games (8 hits, 5 doubles), 7/8-11 ... Drove in GW run with 2 outs in 11th inning, 7/19 vs MTL, 4-3 ... Went 3-for-4, 2 doubles, 1st career grand slam and career-high 5 RBI, 9/9 at ATL, in 18-5 rout of Braves; Jason Michaels also hit one in the game, just 3rd time in Phils history 2 slams hit in a game ... Homered in back-to-back games, 9/9-10 at ATL ... Started 60 games: 36 at 3B, 17 at 2B, 4 at SS, 3 at 1B.

CAREER: 12-year pro ... **1991:** Signed by MTL as a non-drafted free agent, 7/11 ... **1992:** Began pro career with Expos' Dominican Summer League club ... Hit .305 in 44 games with 12 SB ... **1993:** Led all Gulf Coast League shortstops in fielding % (.964), total chances (338), putouts (121), assists (205) and double plays (39) ... **1994:** Promoted to Burlington (A) ... Had strong start offensively, hitting a combined .313 in April-May ... Had 13-game hit streak, 8/10-23, .364 (20-55) ... Led Midwest League shortstops in putouts (217) and double plays (65) ... Selected by CAL in the Rule 5 draft, 12/5 ... Purchased by TOR, 12/5 ... Played for Venezuelan Winter League Champion Caracas, finishing 7th in league in batting (.319) while stealing 21 bases ... **1995:** Spent entire season in majors with TOR ... Appeared in 41 games with 23 starts ... Collected 1st ML hit in 1st at-bat, 5/3 vs CWS (Roberto Hernandez), a GW single in bottom of 10th ... Made 1st ML start, 5/27 vs CLE (SS) ... Hit 1st ML HR, 7/29 vs OAK (Steve Wojciechowski) ... Went 7-for-11 (.636) in a 3-game span, 9/3-5 ... Overall, appeared in 31 games at SS, 7 at 2B and 1 at 3B ... Played winter ball for Occidente, VZ ... **1996:** Began season at Syracuse (AAA), where he hit .276 in 40 games before being recalled by TOR, 5/28 ... Spent remainder of season with Blue Jays ... Appeared in 91 games for TOR with 82 starts: 70 at 2B, 7 at 3B and 5 at SS ... Had 1st ML steal, 7/11 at MIL ... Set club record and tied AL mark for putouts by a 2nd baseman with 12, 8/20 at KC ... Had career-high 8-game hit streak, 9/9-20 (.462, 12-26) ... Played winter ball for Occidente, VZ ... **1997:** Began season at Syracuse ... Recalled by TOR, 6/16 ... Appeared in 3 games before being placed on DL with a strained left quadriceps, 6/26 ... On rehab assignment with Syracuse, 7/12-24 ... Activated from DL and optioned to Syracuse, 7/25 ... Recalled by TOR, 8/14, when Alex Gonzalez was placed on DL; became club's everyday shortstop ... 15 total chances at shortstop on 9/9 were 1 shy of club mark ... Overall, appeared in 40 games with 39 starts (32 at SS, 7 at 2B) ... Played winter ball for Oriente, VZ ... **1998:** Spent majority of season at Syracuse ... Hit .340 in April ... Recalled by TOR, 8/8 ... Appeared in 3 games at shortstop with 2 starts ... Optioned to Syracuse, 8/17 ... Hit .419 (13-31) during 10-game hit streak, 8/27-9/4 ... Recalled by TOR, 9/12, and appeared in 3 games ... In *Baseball America* manager's poll, named International League's "Best Defensive Shortstop" ... Hit .300 for Syracuse in IL playoffs ... Played winter ball for Oriente, VZ ... **1999:** Began season on TOR roster ... Traded to ANA, 3/30, for Dave Hollins and cash ... Assigned to Edmonton (AAA), where he spent entire season ... Appeared in 83 games for the Trappers, 73 at SS and 11 at 2B ... Had season-high 10-game hit streak, 4/11-6/17 ... Went 4-for-4 with 2 RBI, 7/10 vs Oklahoma ... Angels organization Defensive Player of the Month for August, making just 2 errors in 135 total chances ... Signed by PHI as a minor league free agent, 12/15 ... **2000:** Began season with Reading (AA), but never played a game there ... Had contract purchased by Phillies, 4/7 ... Appeared in 5 games (4 as a def. replacement at shortstop) ... Designated for assignment, 4/21, after Brian Hunter was claimed off waivers ... Cleared waivers and accepted assignment to Scranton (AAA), 4/25 ... Appeared in 77 games with Scranton, 56 at 3B, 16 at SS, 1 at 2B ... International League and Phillies Minor League Player of the Week, 5/22-28, .565 (13-23), 4 HR, 13 RBI ... Hit GW solo HR in 13th inning of 4-3 win, 5/24 (2) vs Indianapolis ... Homered in 5 straight games, 5/21-27 (Scranton club record) ... Contract purchased from Scranton, 8/4 ... Hit 1st ML HR of season, 8/6 at COL; 1st since 6/25/96 vs SEA and 1st in ML career batting left-handed ... Tied career-high 3 hits, 3 times: 8/5 at COL, 8/21 at CIN, 9/13 vs MTL ... Tied career high with 3 RBI, 8/21 at CIN ... Had a team- and career-high 3 doubles, 8/21 at CIN ... Made 39 starts, all at shortstop ... Played winter ball for Oriente, VZ (.263, 2 HR, 19 RBI) ... **2001:** Reached career high in avg (.304) ... Hit career-high 2 HR and became 2nd Phillie in franchise history to homer from both sides of the plate (Steve Jeltz), 7/24 vs MTL; 1st multi-HR game of career ... Tied career high with 3 RBI, 7/31 at COL ... Hit .579 (11-19) during season-high 7-game hit streak, 7/24-8/18 ... Tied career high with 3 hits, 10/6 (1) at CIN ... Played 1st career game in OF, 10/7 at CIN (RF) ... Started 14 games at 2B, 5 at SS and 7 at 3B ... Hit .343 (12-35), 14 RBI with RISP ... Played winter ball for Oriente, VZ and played in Venezuelan All-Star game ... Voted best defensive shortstop in VZ league by league's managers and coaches ... **2002:** Began season on DL with a sprained left knee, suffered in spring training, 3/26 vs NYY, on a take-out slide by Shane Spencer ... Made 2 rehab starts (1 at SS, 1 at 2B) at Reading, 4/13-14, .444 (4-9) ... Activated on 4/15 ... Had a season-high 3 hits and 3 RBI, 5/5 vs COL ... Hit



game-tying HR (Byung-Hyun Kim) with 1 out in bottom of 9th, 5/11 vs ARI (Phils lost game 6-5 in 10th) ... Became 1st Phillies position player since Glenn Wilson (8/5/87 at NYM) to pitch in a game, 5/13 at HOU (0.1 IP, 2 batters) ... Played 1st base for 1st time in pro career, 5/19 at ARI ... Hit GW 3-run triple, 7/25 at CHI, trailing 2-1 in the 8th with 2 outs ... Slugged game-winning HR in 11th inning, 9/21 (2) at CIN ... Hit a career-high 5 HR ... Came in as a defensive replacement 25 times at SS, 2B and 3B ... Overall, played 5 different positions (1B, 2B, SS, 3B, P) and was the emergency catcher ... Played winter ball for Caracas, VZ.

PERSONAL: Tomas Orlando Perez ... Married Andrea Carolina (12/27/98); one daughter, Paola Valentina (10/17/02) ... **Hobby:** Playing cards.

TOMAS PEREZ' CAREER RECORD

YEAR	CLUB	AVG	G	AB	R	H	2B	3B	HR	RBI	SH	SF	HP	BB	SO	SB	CS	E
1992	Expos, DSL	.305	44	151	35	46	7	0	1	19	1	2	1	27	20	12	5	-
1993	Expos, GCL	.243	52	189	27	46	3	1	2	21	4	2	0	23	25	8	3	12
1994	Burlington	.262	119	465	76	122	22	1	8	47	4	5	1	48	78	8	10	34
1995	TORONTO	.245	41	98	12	24	3	1	1	8	0	1	0	7	18	0	1	5
1996	Syracuse	.276	40	123	15	34	10	1	1	13	3	1	0	7	19	8	1	7
	TORONTO	.251	91	295	24	74	13	4	1	19	6	1	1	25	29	1	2	15
1997	Syracuse	.224	89	303	32	68	13	0	1	20	14	1	0	37	67	3	4	12
	TORONTO	.195	40	123	9	24	3	2	0	9	3	0	1	11	28	1	1	3
1998	Syracuse	.252	116	404	40	102	15	4	3	37	4	0	0	18	67	4	7	15
	TORONTO	.111	6	9	1	1	0	0	0	0	1	0	0	1	3	0	0	0
1999	Edmonton	.260	83	296	31	77	17	1	4	40	2	3	2	19	43	2	2	11
2000	PHILLIES	.221	45	140	17	31	7	1	1	13	1	0	0	11	30	1	1	4
	Scranton	.294	77	279	44	82	16	2	10	56	1	2	2	16	48	4	1	9
2001	PHILLIES	.304	62	135	11	41	7	1	3	19	1	0	2	7	22	0	1	1
2002	PHILLIES	.250	92	212	22	53	13	1	5	20	2	1	1	21	40	1	0	4
	Reading-a	.444	2	9	2	4	0	0	0	1	0	0	0	1	0	0	0	0
2003	PHILLIES	.265	125	298	39	79	18	1	5	33	4	2	0	23	54	0	1	9
Minors Totals		.262	622	2219	302	581	103	10	30	254	33	16	6	195	368	49	33	100
AL Totals		.234	178	525	46	123	19	7	2	36	10	2	2	44	78	2	4	23
NL Totals		.260	324	785	89	204	45	4	14	85	8	3	3	62	146	2	3	18
ML Totals		.250	502	1310	135	327	64	11	16	121	18	5	5	106	224	4	7	41

a-Rehabilitation Assignment

PEREZ' CAREER TRANSACTIONS

- Signed by Montreal Expos as a non-drafted free agent, July 11, 1991.
- Selected by California Angels in annual Major League winter draft, December 5, 1994.
- Contract sold to Toronto Blue Jays, December 5, 1994.
- On disabled list with strained left quadriceps, June 26-July 24, 1997; included rehabilitation assignment to Syracuse, July 12-24.
- Traded to Anaheim Angels for Dave Hollins (inf) and cash, March 30, 1999.
- Signed by Philadelphia as a minor league free agent, December 15, 1999.
- On disabled list with left knee MCL sprain, March 26-April 15, 2002; included rehabilitation assignment to Reading, April 13-15.

PEREZ' CAREER BATTING BREAKDOWN

2003					CAREER					
AVG	AB	H	HR	RBI	AVG	AB	H	HR	RBI	
.000	3	0	0	1	Arizona	.184	38	7	1	4
.306	49	15	2	8	Atlanta	.320	75	24	2	9
.222	9	2	0	0	Chicago	.130	23	3	0	3
.167	12	2	0	1	Cincinnati	.350	40	14	1	8
.167	6	1	0	0	Colorado	.354	48	17	1	9
.194	31	6	1	3	Florida	.222	90	20	1	6
.286	7	2	0	0	Houston	.258	31	8	0	5
.278	18	5	1	3	Los Angeles	.217	46	10	1	5
.200	10	2	0	0	Milwaukee	.222	45	10	0	2
.250	44	11	0	6	Montreal	.288	104	30	2	15
.286	42	12	0	3	New York	.239	109	26	2	5
.273	11	3	0	1	Pittsburgh	.231	26	6	0	1
.250	4	1	0	0	St. Louis	.250	20	5	0	1
.222	9	2	0	2	San Diego	.184	38	7	2	4
.471	17	8	0	2	San Francisco	.316	38	12	0	4

Perez' Career Batting Breakdown (Continued)

2003					CAREER					
AVG	AB	H	HR	RBI		AVG	AB	H	HR	RBI
.250	4	1	0	0	Anaheim	.190	21	4	0	0
.143	7	1	1	1	Baltimore	.224	58	13	1	5
.167	6	1	0	0	Boston	.197	61	12	0	2
-	-	-	-	-	Chicago	.286	70	20	0	4
-	-	-	-	-	Cleveland	.156	45	7	0	3
-	-	-	-	-	Detroit	.267	45	12	0	3
-	-	-	-	-	Kansas City	.240	50	12	0	4
-	-	-	-	-	Minnesota	.222	27	6	0	3
-	-	-	-	-	New York	.283	46	13	0	2
.500	4	2	0	2	Oakland	.225	40	9	1	8
.400	5	2	0	0	Seattle	.286	35	10	1	5
-	-	-	-	-	Tampa Bay	.000	0	0	0	0
-	-	-	-	-	Texas	.225	40	9	0	1
-	-	-	-	-	Toronto	1.000	1	1	0	0
<hr/>										
.304	46	14	0	3	April	.291	79	23	1	6
.304	23	7	0	4	May	.313	83	26	1	16
.382	34	13	1	5	June	.264	178	47	2	19
.242	66	16	1	6	July	.256	227	58	5	25
.241	54	13	0	5	August	.230	366	84	2	29
.213	75	16	3	10	September	.226	363	82	5	25
-	-	-	-	-	October	.500	14	7	0	1
<hr/>										
.240	146	35	2	17	Home	.211	665	140	8	59
.289	152	44	3	16	Road	.290	645	187	8	62
.243	115	28	1	12	Day	.263	490	129	5	45
.279	183	51	4	21	Night	.241	820	198	11	76
.293	133	39	3	15	Grass	.285	564	161	8	52
.242	165	40	2	18	Turf	.223	746	166	8	69
.328	131	43	1	13	Pre-ASG	.277	408	113	4	43
.216	167	36	4	20	Post-ASG	.237	902	214	12	78
.266	79	21	3	9	vs LHP	.256	391	100	9	38
.265	219	58	2	24	vs RHP	.247	919	227	7	83
.227	97	22	2	27	RISP	.216	384	83	4	102
.308	13	4	1	10	Bases loaded	.250	44	11	1	28
.162	37	6	0	1	Pinch-hitting	.203	74	15	0	4

**2004
PHILLIES**
Perez' Career Stats by Ballpark

	AVG	AB	H	HR	RBI		AVG	AB	H	HR	RBI
Bank One Ballpark	.300	10	3	0	2	County Stadium	.364	11	4	0	1
Turner Field	.349	43	15	2	7	Miller Park	.333	9	3	0	0
Wrigley Field	.133	15	2	0	3	Olympic Stadium	.300	50	15	0	3
Cinergy Field	.440	25	11	1	7	Shea Stadium	.277	65	18	2	5
Great American Ball Park	.286	7	2	0	1	Veterans Stadium	.221	380	84	6	38
Coors Field	.400	30	12	1	5	PNC Park	.278	18	5	0	1
Pro Player Stadium	.225	40	9	0	3	Busch Stadium	.294	17	5	0	1
Minute Maid Park	.222	9	2	0	2	Qualcomm Stadium	.167	12	2	1	1
Dodger Stadium	.276	29	8	0	2	SBC Park	.350	20	7	0	3
<hr/>											
Angel Stadium	.286	14	4	0	0	Metrodome	.250	8	2	0	0
Camden Yards	.267	30	8	1	4	Yankee Stadium	.278	18	5	0	0
Fenway Park	.250	20	5	0	0	N.A. Coliseum	.158	19	3	0	3
US Cellular Field	.345	29	10	0	1	Kingdome	.385	13	5	0	2
Jacobs Field	.192	26	5	0	2	Tropicana Field	.000	0	0	0	0
Tiger Stadium	.333	15	5	0	0	Ballpark in Arlington	.143	7	1	0	0
Kauffman Stadium	.306	36	11	0	3	SkyDome	.196	285	56	2	21

PEREZ' CAREER FIELDING

POSITION	PCT	G	PO	A	E	TC	DP
First base	1.000	12	45	3	0	48	6
Second base	.980	196	313	464	16	793	114
Third base	.943	93	56	143	12	211	14
Shortstop	.977	141	222	320	13	555	79
Outfield	—	1	0	0	0	0	0
Pitcher	—	1	0	0	0	0	0

PEREZ' GAME HIGHS

HITS: 4 – 6/26/03 at ATL ... **RUNS:** 3 – 7/29/95 vs OAK ... **DOUBLES:** 3 – 8/21/00 at CIN ... **HOME RUNS:** 2 – 7/24/01 vs MTL ... **RBI:** 5 – 9/9/03 at ATL ... **WALKS:** 2 – 10 times, last: 9/6/03 vs FLA ... **STOLEN BASES:** 1 ... **HITTING STREAK:** 8 games, 9/9-20/96 ... **GRAND SLAMS:** 1 – 9/9/03 at ATL (Trey Hodges) ... **PINCH-HR:** None ... **INSIDE-THE-PARK HR:** None.

PLACIDO POLANCO ★ 2B

(Pronounced PLAH-si-doh Poh-LAHN-co)

B-T: R-R

HT: 5-10; **WT:** 190

AGE: 28, turns 29 on October 10

BORN: October 10, 1975, Santo Domingo, Dominican Republic

RESIDES: Miami, FL

ML SERVICE: 5 years, 64 days

HOW OBTAINED: Acquired from the St. Louis Cardinals with Mike Timlin and Bud Smith for Scott Rolen, Doug Nickle and cash, 7/29/02.



27

2003 SEASON: Reached career highs in HR (14), RBI (63) walks (42), stolen bases (14) and slugging % (.447); tied his high in runs (87) ... 3rd-hardest batter to strike out in NL (14.6 PA/SO) ... Scored career-high 4 runs, 4/5 vs PIT ... Was hit in the hand by a pitch from Josh Beckett, 4/15 vs FLA, and missed 7 games before being placed on 15-day DL with a spiral fracture of the right ring finger, 4/24, retroactive to 4/16 ... Activated on 5/1 ... Was hitting .206 (7-34) with RISP through 5/31 and hit .370 (21-73) for remainder of season ... Began season 10-for-10 in stolen base attempts before being caught, 7/24 at CHI ... Had 1st career multi-steal game (2), 6/22 vs BOS ... Hit .500 (19-38) during season-best 10-game hit streak, 7/3-13 (4 2B, 2 3B, 1 HR, 7 RBI, 6 BB) ... Tied career high with 4 RBI on back-to-back nights, 7/24-25 at FLA ... Hit .400 (40-100) in 25 July games, 3rd-best avg in NL ... Switched from 2nd base to 3rd base, 8/14, following recall of 2B Chase Utley ... At time of switch, he was ranked 1st among NL 2nd basemen with .992 fielding % (96 G, 4 E) ... Missed 16 games with left quadriceps muscle contusion, 8/31-9/16 ... Had 41 multi-hit games ... Started 99 games at 2B and 21 at 3B ... Rated best to hit and run with by *Baseball America*.

CAREER: 10-year pro ... **1994:** Made pro debut with Arizona Cardinals (R) ... Hit .290 in July ... Had a HR and 4 RBI, 8/3 vs Athletics ... **1995:** Struck out just once every 13.1 PA at Peoria (A), ranking as 2nd-toughest hitter to fan in the Midwest League ... Played in the Winter Instructional League ... **1996:** Led the Florida State League with 157 hits while playing in a league-high 137 games ... Won the league's fielding title at 2nd base (.993 average), making just 4 errors in 585 total chances ... Led the FSL in hits in May (43) and did not commit an error ... Had a 35-game errorless streak ... Had a 13-game hit streak, 4/13-4/27, (.276, 16-58) ... Had a streak of 71 at-bats (18 games) without striking out ... **1997:** Ranked 2nd among STL minor leaguers in hits (148) and tied for 8th in runs (71) ... Led Texas League 2nd basemen with a .979 fielding % and 425 assists, tied for the lead with 110 double plays for Arkansas (AA) ... Averaged only 1 SO/10 AB ... Had errorless streaks of 26 games (4/13-5/13) and 29 games (7/2-8/4) ... Selected to AA All-Star Game and Texas League All-Star Game ... Hit safely in 21 consecutive games, 6/4-6/22 (.337, 29-86) and followed that with a 12-game streak, 7/10-7/22 (.367, 18-49) ... Singled twice in an 8-run 5th inning, 6/9 vs Jackson ... Went 63 at-bats (15-plus games) without striking out, 7/31-8/15 ... **1998:** Began season with Memphis (AAA) ... Made ML debut, 7/3 at CIN ... Compiled an 11-game hit streak, 8/25-9/6, which tied for 2nd-longest streak on the club ... Committed just 1 error in his first 29 games, playing 24 straight errorless games in that span ... Was the only Cardinal to pinch-hit for Mark McGwire (7/20 at SD) ... Hit 1st career HR, 8/25 vs FLA (Rafael Medina) ... **1999:** Began season with STL as the Opening Day 2nd baseman ... Optioned to Memphis, 7/16 and recalled on 8/1 ... Optioned for 2nd time on 8/20 and recalled again on 9/7 ... Hit .301 in 46 starts with STL, including .359 in 10 of his last 11 starts ... Hit .346 vs lefthanders ... Hit a season-best .365 in June ... Was 4-for-13 (.308), 1 RBI as a pinch-hitter ... His lone HR of the year was a leadoff shot, 9/7 at ATL (Terry Mulholland) ... **2000:** First full season in the majors ... Made 65 starts and appeared in 51 games at 2B, 35 at 3B and 29 at SS ... His .324 avg with RISP was best on team (min. 50 at-bats) and he struck out just 7 times in 79 at-bats with RISP ... Hit safely in 22 of 30 starts following the All-Star break ... Overall, batted

.318 as a starter ... Was 4-for-15 (.267) as a pinch-hitter with 6 RBI ... Had a season-high 4 hits, 4/13 at COL, including 2nd career leadoff HR ... Hit 1st career grand slam, 4/23 vs COL (Scott Karl) ... Hit a 3-run pinch-HR, 9/3 vs NYM ... Was starting 3rd baseman and had a 3-hit game and 2 RBI in Game 1 of Division Series, 10/3 vs ATL ... Started at 3rd base in all 3 games of the Division Series and made 2 starts during the NLCS vs NYM ... **2001:** Opening Day 3rd baseman for STL ... Made 132 starts (92 at 3B, 29 at SS, 10 at 2B and 1 as DH) ... Ranked 3rd on team with 173 hits ... Notched an NL-best 20 three-hit games ... Ranked 7th in the NL with a .350 avg vs LHP (.292 vs RHP) ... Was 6th-toughest batter to strike out in the NL (1 SO/14.2 PA) ... Hit .457 with 7 multi-hit games during an 11-game hit streak, 6/15-26 ... Hit all 3 of his HR in July ... Had a season-high 4 hits, 7/4 at MIL ... Had 3 hits and game-winning RBI, 7/15 vs MIN ... Had a career-best 20-game hit streak, 7/21-8/11 (.333, 28-84); 3rd-longest in the NL and 7th-longest in the majors ... Ended the year with a 6-for-13 (.462) series vs HOU, 10/5-7 ... Started all 5 Division Series games vs Arizona ... Hit .267 (4-15) in the Series ... **2002:** Began season with STL as Opening Day 3rd baseman ... Had a 10-game hit streak to start the season, 4/1-13 (.313, 15-48) ... Hit in a season-best 13 straight games, 6/6-20 (.327, 17-52, 2 HR, 8 RBI) ... Had 1st career multi-HR game, 6/19 vs ANA (2 HR), tying his career high with 4 RBI ... Collected career-high 5 hits, 7/7 vs LA ... Traded to Phillies, 7/29 ... Had a 10-game hit streak, 8/18-29 (.395, 17-43, 5 2B, 2 HR, 5 RBI) ... Hit 9 HR, nearly doubling his previous high of 5 in 2000 ... Finished tied for 3rd in NL in sac hits (13), 7th in avg vs LHP (.338) and was the 5th-hardest batter to strike out (1 SO/14.5 PA) ... For STL, made 78 appearances at 3B, 13 at SS and 6 at 2B; all of his 53 games with the Phillies were at 3rd base ... Had a .978 fielding % (8 E, 370 TC) at 3rd base, ranking 2nd in the NL, behind only ATL's Vinny Castilla (.982, 6 E, 337 TC) ... **Misc:** Has the best fielding % among major league 3rd basemen from 2000-2003, .981 (min. 700 TC).

PERSONAL: Placido Enrique Polanco ... Married Lily Ruiz; one daughter, Aide Rose (6/4/00) and one son, Ishmael (11/3/03) ... 1991 graduate of Santa Clara High School (Santo Domingo, DR), where he played baseball and was a two-time MVP in basketball ... Played baseball for Miami Dade Community College ... Was active in Cardinals Care, taking part in annual Cardinals Care/RBI golf tournament and visits to Cardinal Glennon Hospital ... Honored with Stockton/Broeg Award by the St. Louis Chapter of BBWAA for outstanding achievement both in 2000 and 2001 ... Hobby: Golf.

PLACIDO POLANCO'S CAREER RECORD

YEAR	CLUB	AVG	G	AB	R	H	2B	3B	HR	RBI	SH	SF	HP	BB	SO	SB	CS	E
1994	Ariz. Cardinals	.213	32	127	17	27	3	0	1	10	0	0	1	7	15	4	2	10
1995	Peoria	.266	103	361	43	96	7	4	2	41	11	2	2	18	30	7	6	21
1996	St. Petersburg	.291	*137	*540	65	*157	29	5	0	51	6	7	5	24	34	4	4	4
1997	Arkansas	.291	129	508	71	148	16	3	2	51	6	3	3	29	51	19	5	14
1998	Memphis	.280	70	246	36	69	19	1	1	21	4	1	3	16	15	6	3	5
	ST. LOUIS	.254	45	114	10	29	3	2	1	11	2	0	1	5	9	2	0	7
1999	ST. LOUIS	.277	88	220	24	61	9	3	1	19	3	2	0	15	24	1	3	8
	Memphis	.275	29	120	18	33	4	1	0	10	0	1	1	3	11	2	0	2
2000	ST. LOUIS	.316	118	323	50	102	12	3	5	39	7	3	1	16	26	4	4	3
2001	ST. LOUIS	.307	144	564	87	173	26	4	3	38	14	1	6	25	43	12	3	4
2002	ST. LOUIS	.284	94	342	47	97	19	1	5	27	9	0	4	12	27	3	1	6
	PHILLIES	.296	53	206	28	61	13	1	4	22	4	0	4	14	14	2	2	3
	STL/PHI	.288	147	548	75	158	32	2	9	49	13	0	8	26	41	5	3	9
2003	PHILLIES	.289	122	492	87	142	30	3	14	63	8	4	8	42	38	14	2	6
Minors Totals		.279	500	1902	250	530	78	14	6	184	27	14	15	97	156	42	20	56
ML Totals		.294	664	2261	333	665	112	17	33	219	47	10	24	129	181	38	15	37

♣ League Leader

POLANCO'S DIVISION SERIES RECORD

YEAR	CLUB, OPP.	AVG	G	AB	R	H	2B	3B	HR	RBI	SH	SF	HP	BB	SO	SB	CS	E
2000	STL, ATL	.300	3	10	1	3	0	0	0	3	0	0	0	1	0	1	0	0
2001	STL, ARI	.267	5	15	1	4	0	0	0	1	3	1	0	1	1	1	0	1
DS Totals		.280	8	25	2	7	0	0	0	4	3	1	0	2	1	2	0	1

POLANCO'S LEAGUE CHAMPIONSHIP SERIES RECORD

YEAR	CLUB, OPP.	AVG	G	AB	R	H	2B	3B	HR	RBI	SH	SF	HP	BB	SO	SB	CS	E
2000	STL, NYM	.200	4	5	0	1	0	0	0	0	0	0	0	2	1	0	0	0



POLANCO'S CAREER TRANSACTIONS

- Selected by St. Louis Cardinals in 19th round of June 1994 draft.
- On disabled list with strained right hamstring, July 1-16, 2000.
- Traded to Philadelphia with Mike Timlin (rhp) and Bud Smith (lhp) for Scott Rolen (3b), Doug Nickle (rhp) and cash, July 29, 2002.
- On disabled list with spiral fracture of the right ring finger, April 16-May 1, 2003.

POLANCO'S CAREER BATTING BREAKDOWN

2003					CAREER					
AVG	AB	H	HR	RBI	AVG	AB	H	HR	RBI	
.143	21	3	0	0	Arizona	.257	74	19	0	0
.258	31	8	0	4	Atlanta	.318	129	41	2	17
.360	25	9	0	7	Chicago	.291	165	48	2	19
.270	37	10	1	4	Cincinnati	.310	200	62	3	16
.214	14	3	1	2	Colorado	.346	78	27	4	10
.290	62	18	2	9	Florida	.301	163	49	4	21
.261	23	6	1	2	Houston	.287	181	52	2	18
.500	4	2	1	3	Los Angeles	.243	115	28	1	8
.346	26	9	2	4	Milwaukee	.317	167	53	3	19
.290	62	18	3	5	Montreal	.314	153	48	4	13
.353	51	18	1	5	New York	.315	146	46	2	20
-	-	-	-	-	Philadelphia	.300	50	15	0	2
.500	12	6	0	1	Pittsburgh	.268	164	44	0	9
.200	25	5	0	2	St. Louis	.235	51	12	0	4
.357	28	10	0	5	San Diego	.317	123	39	1	13
.182	11	2	0	1	San Francisco	.211	90	19	0	4
.083	12	1	0	1	Anaheim	.280	25	7	2	5
.471	17	8	0	4	Baltimore	.471	17	8	0	4
.000	8	0	0	0	Boston	.000	8	0	0	0
-	-	-	-	-	Chicago	.467	15	7	0	3
-	-	-	-	-	Cleveland	.125	8	1	0	1
-	-	-	-	-	Detroit	.269	26	7	0	1
-	-	-	-	-	Kansas City	.281	57	16	0	5
-	-	-	-	-	Minnesota	.348	23	8	1	3
.417	12	5	2	3	Oakland	.417	12	5	2	3
.091	11	1	0	1	Seattle	.190	21	4	0	1
.000	5	0	0	0	March	.000	5	0	0	0
.353	51	18	1	5	April	.320	281	90	4	23
.242	95	23	3	7	May	.264	352	93	4	30
.237	97	23	2	14	June	.296	419	124	5	39
.400	100	40	3	18	July	.325	375	122	7	40
.268	112	30	4	15	August	.288	451	130	7	44
.250	32	8	1	4	September	.280	346	97	6	41
-	-	-	-	-	October	.281	32	9	0	2
.281	228	64	7	24	Home	.291	1127	328	19	102
.295	264	78	7	39	Road	.297	1134	337	14	117
.292	154	45	4	19	Day	.313	809	253	13	94
.287	338	97	10	44	Night	.284	1452	412	20	125
.297	229	68	4	34	Grass	.293	1731	508	20	166
.281	263	74	10	29	Turf	.296	530	157	13	53
.286	294	84	7	33	Pre-ASG	.301	1167	351	15	107
.293	198	58	7	30	Post-ASG	.287	1094	314	18	112
.292	96	28	5	14	vs LHP	.325	590	192	13	63
.288	396	114	9	49	vs RHP	.283	1671	473	20	156
.318	107	34	2	50	RISP	.282	524	148	8	182
.250	12	3	0	9	Bases loaded	.213	47	10	1	29
.000	2	0	0	0	Pinch-hitting	.275	51	14	1	11
-	-	-	-	-	DH	.000	3	0	0	0

POLANCO'S CAREER STATS BY BALLPARK

	AVG	AB	H	HR	RBI		AVG	AB	H	HR	RBI
Bank One Ballpark	.279	43	12	0	0	Miller Park	.313	67	21	1	9
Turner Field	.290	62	18	1	7	Olympic Stadium	.304	92	28	3	11
Wrigley Field	.309	68	21	2	11	Shea Stadium	.282	78	22	0	10
Cinergy Field	.352	71	25	0	5	Veterans Stadium	.290	345	100	10	34
Great American Ball Park	.360	25	9	1	4	Three Rivers Stadium	.281	32	9	0	3
Coors Field	.388	49	19	3	6	PNC Park	.244	45	11	0	3
Pro Player Stadium	.279	86	24	1	12	Busch Stadium	.291	834	243	9	73
Astrodome	.267	15	4	0	3	Qualcomm Stadium	.325	77	25	0	5
Minute Maid Park	.314	70	22	2	5	3Com Park	.000	6	0	0	1
Dodger Stadium	.136	44	6	0	2	SBC Park	.256	39	10	0	2
County Stadium	.353	17	6	0	2						
Angel Stadium	.083	12	1	0	1	Kauffman Stadium	.250	36	9	0	5
Camden Yards	.471	17	8	0	4	Metrodome	.364	11	4	0	0
Tiger Stadium	1.000	3	3	0	1	SAFECO Field	.300	10	3	0	0
Comerica Park	.286	7	2	0	0						

POLANCO'S CAREER FIELDING

POSITION	PCT	G	PO	A	E	TC	DP
First base	1.000	1	2	1	0	3	0
Second base	.987	251	476	604	14	1094	146
Third base	.980	299	178	557	15	750	62
Shortstop	.982	121	146	287	8	441	57

POLANCO'S CAREER HIGHS

HITS: 5 – 7/7/02 vs LA ... **RUNS:** 4 – 4/5/03 vs PIT ... **DOUBLES:** 2 – 7 times, last: 7/21/03 vs NYM ... **TRIPLES:** 1 ... **HOME RUNS:** 2 – 6/19/02 vs ANA ... **RBI:** 4 – 5 times, last: 7/25/03 at FLA ... **WALKS:** 2 – 6 times, last: 8/2/03 vs SD ... **STOLEN BASES:** 2 – 6/22/03 vs BOS ... **HITTING STREAK:** 20 games – 7/21-8/11/01 ... **PINCH-HR:** 9/3/00 vs NYM ... **GRAND SLAMS:** 1 – 4/23/00 vs COL (Scott Karl).

PHILLIES PLAYING COLLEGE BASEBALL

- Pat Burrell - University of Miami
- Marlon Byrd - Georgia Perimeter College
- Rheal Cormier - Community College of Rhode Island
- Doug Glanville - University of Pennsylvania
- Geoff Geary - San Diego Mesa College and University of Oklahoma
- Josh Hancock - Auburn University
- Roberto Hernandez - University of South Carolina-Aiken
- Ryan Howard - Southwest Missouri State University
- Eric Junge - Bucknell University
- Jason Michaels - Okaloosa-Walton JC & University of Miami
- Eric Milton - University of Maryland
- Placido Polanco - Miami Dade Community College
- Bud Smith - Los Angeles Harbor Junior College
- Jim Thome - Illinois Central College
- Chase Utley - UCLA
- Billy Wagner - Ferrum College
- Shawn Wooten - Mt. San Antonio Junior College
- Randy Wolf - Pepperdine University
- Tim Worrell - Biola University



TODD PRATT ★ C



B-T: R-R

HT: 6-3; **WT:** 236

AGE: 37

BORN: February 9, 1967, Bellevue, NE

RESIDES: Deerfield Beach, FL

ML SERVICE: 9 years, 52 days

HOW OBTAINED: Re-signed by Phillies as a free agent, 12/7/03.

2003 SEASON: Second full season as Mike Lieberthal's back-up ... 15 of his 34 hits went for extra bases ... Had .400 on-base % for 2nd straight season ... Hit .444 (8-18), 2 2B, 7 RBI in first 5 games of season ... Had season-high 3 RBI, 4/12 at CIN ... Tripled, 4/17 vs FLA; 3rd career triple, 1st since 5/6/98 vs ARI ... His 1st HR of the season was a 2-run, walk-off, pinch-HR in bottom of 13th inning, 6/21 vs BOS; 2nd career pinch-HR ... Hit in 8 of 9 games, 7/12-8/7, .429 (12-28), 7 runs ... Tied career high with 3 runs, 8/2 (2) vs SD ... Homered in back-to-back starts, 9/3 & 9/7 ... Hit .364 (8-22) with RISP ... Reached base safely in 32 of 43 games he appeared in ... Started 33 games as catcher and made just 1 error all season, 5/7 at ARI (.996 fielding %), 1st error since 9/2/01 ... Started 4 games at 1B (1.000 fielding %), last: 9/7 vs NYM.

CAREER: 18-year pro ... **1985:** Red Sox' 6th round pick in June draft ... Signed by Ray Boone ... **1986:** Led South Atlantic League catchers with 660 putouts and 9 double plays ... **1987:** Led Winter Haven (A) in RBI (65) ... Drafted by CLE in December's Rule 5 Draft ... Returned to BOS in March 1988 ... **1988:** Led New Britain (AA) in RBI (49) ... **1991:** Started season as backup catcher for Pawtucket ... Hit .333 in 17 June games ... As a pinch-hitter; hit .800 (4-5), 1 HR, 5 RBI ... International League Player of the Week, 6/30-7/6 and 7/7-13, had 7-game hit streak and 17 RBI in 12 games ... Raised average from .284 at end of June to .331 on 7/15 ... Placed on DL, 7/30 through remainder of season (fractured hook of hamate) when swung and missed a pitch, 7/29 ... Had surgery to remove fractured piece, 8/12 ... Played winter ball in Venezuela ... Selected by Phillies in December's Rule 5 Draft ... **1992:** Began season at Reading (AA) where he was Eastern League Player of the Week, 5/25-31 (.429, 4 HR, 9 RBI) ... Promoted to Scranton (AAA), 6/7 ... IL Player of the Week, 6/28-7/4 (.407, 10 RBI) ... Had contract purchased by Phillies, 7/28 ... Made ML debut in 1st start, 7/29 vs NYM ... Got 1st ML hit (single), 8/2 at MTL (Chris Nabholz) ... Hit 1st ML HR, 8/9 vs MTL (Mark Gardner) ... Had career-high 4 RBI, 8/3 vs ATL ... Hit .310, 10 RBI in 11 starts ... **1993:** First full season as Darren Daulton's backup ... Phils were 12-7 in his 19 starts ... Had 5 HR and 11 RBI as a starter ... On DL, 4/28-5/27, with a sprained right ankle ... 4 of his 5 HR were hit to the opposite field ... Hit .353 (18-51), 4 HR, 10 RBI in the 2nd half ... Had 1st career 2-HR game, 8/1 vs PIT ... Hit .318, 8 RBI with RISP ... Hit in 8 of last 10 games, .419 (13-31) with 7 extra-base hits ... Made 1st post-season appearance, catching 9th inning of Game 2 in NLCS (went 0-1) ... Played winter ball for Oriente of the Venezuelan League ... **1994:** Of his 28 games, 26 were starts at catcher ... Hit 1st career triple, 5/29 vs FLA ... Collected a career-high 5 RBI, 7/4 at SD (2-3, 1 HR) ... Had 3 hits, 8/11 vs NYM ... **1995:** Signed by CHI as minor league free agent, 4/8 ... Made CHI Opening Day roster ... Played in 25 games ... Optioned to Iowa (AAA), 7/21 ... **1996:** Signed with SEA, 1/24 ... Appeared in 8 spring training games and hit .364 (4-11) with 3 runs scored ... Released on 3/26 ... Did not play the rest of the year ... Signed with NYM, 12/23 ... **1997:** Began season with Norfolk (AAA) ... Selected to play in Triple-A All-Star Game in Des Moines, IA ... Had contract purchased, 7/3 ... Hit a 2-run HR (Al Leiter) in 1st at-bat for the Mets, 7/4 vs FLA ... Became 1st Mets player to hit a HR in his 1st official at-bat since Jose Vizcaino (4/4/94 at CHI) ... Had arthroscopic surgery to repair a medial meniscus tear of the right knee on 1/14 at the Hospital for Special Surgery in Manhattan (performed by Mets team physician Dr. David Altchek) ... **1998:** Began the year at Norfolk ... Recalled on 5/5 ... Placed on DL, 5/11, retroactive to 5/7, with thoracic nerve palsy of the right shoulder ... Activated on 6/23 after rehabilitation assignments at Norfolk, St. Lucie (A) and the Gulf Coast Mets (R) ... Optioned back to Norfolk, 7/31 ... Recalled on 8/3 and optioned back on 8/10 ... Recalled for a 3rd time, 8/28 ... **1999:** Started 28 games at catcher and one in left field ... Hit a HR in consecutive starts, 4/21-22 at CIN ... Stole 1st career base, 6/25 at ATL ... Stole 2nd career base, 7/28 vs PIT ... Made ML debut in the outfield with a start in left field, 5/9 at ARI ... Hit .321 (9-28) during a career-best 8-game hit streak, 4/9-17 ... Hit a solo HR in bottom of 10th inning in Game 4 of the NLDS to beat ARI, 4-3, helping Mets defeat the Diamondbacks (3 games to 1) to advance to the NLCS ... It was the 4th post-season series-clinching walk-off HR in baseball history ... Signed a 2-year contract with the Mets, 11/17 ... **2000:** Started 38 games at catcher ... In those 38 starts, hit .302 (39-129) with 6 HR, 16 RBI, 19 BB, 25 R ... Had a .481 slugging % and a .401 on-base % as a starter ... Threw out 39% (14 of 36) of potential base stealers ... Clubbed a 3-run HR in 1st at-bat of the year, 4/6 vs SD ... Had a career-high 4 hits (4-5), 4/29 at COL ... Hit 1st career pinch-hit HR and 1st grand slam in 9th inning, 5/30 at LA (Terry Adams) ... Had 4 HR and 7 RBI in 5 games, 5/23-6/2 ... Was HBP twice in Game 1 of the World Series, tying a WVS record, done 3 previous times (last by Frank Robinson, Game 4, October 8, 1961) ... **2001:** Began season with NYM ... Hit .280 (7-25) in May with 3 2B, 1 HR in 13 games ... Traded to PHI, 7/23 ... Made PHI season debut in a start, 7/25 vs MTL (0-3, BB) ... Hit career-high 3 doubles, 8/4 at SF; most by a Phillie since Tomas Perez hit 3, 8/21/00 at CIN ... Reached base safely in first 12 games as a Phillie382 (13-34), 9 BB ... Had season-high 3 RBI, 8/1 at COL and 8/29 at NYM ... Made 1 start at 1st

base (5th career) in final game of season, 10/7 at CIN ... Threw out 33% of runners attempting to steal with Phillies (4-12); overall, threw out 25% (9-36) ... **2002:** Rebounded from a career-worst .185 avg in 2001 to hit a career-best .311; however, as backup to Mike Lieberthal appeared in 39 games, fewest since 1997 ... Hit in 8 straight, 4/6-5/19 (.483, 14-29, 4 2B, 4 RBI), tying his career best ... Also tied career high with 4 hits, 4/14 vs CIN, and stole a base (1st steal since 5/23/01 at MTL) ... Walked in 6 straight, 5/26-6/23 (8 BB) ... Tied his career best with 2nd stolen base, 7/1 vs NYM; has not been caught stealing since 9/19/97 at FLA (4-for-his-last-4) ... Homered in back-to-back games, 7/31 & 8/5; first 2 HR of season ... Walked a career-high 4 times, 8/25 at STL ... Went 2-for-4, 2B, HR and a season-high 3 RBI, 9/1 at NYM ... Did not make an error in 249 TC as catcher and threw out 25% of runners attempting to steal (6-24) ... Made 2 starts at 1st base, 8/22 at MTL and 9/6 vs NYM (0 E, 20 TC).

PERSONAL: Todd Alan Pratt ... Married, wife's name is Tracy; three sons, Quade (9/6/95), Jake Ryan (11/27/98) and Kolby (1/16/03) and one daughter, Kamille (1/16/03) ... 1985 graduate of Hilltop High School (Chula Vista, CA) ... Lettered in baseball, football and basketball in high school ... Was named to the All-San Diego High School team ... Worked as an instructor at the Bucky Dent School of Baseball in Delray Beach, FL during the 1996 season.

TODD PRATT'S CAREER RECORD

YEAR	CLUB	AVG	G	AB	R	H	2B	3B	HR	RBI	SH	SF	HP	BB	SO	SB	CS	E
1985	Elmira	.134	39	119	7	16	1	1	0	5	3	1	1	10	27	0	1	6
1986	Greensboro	.241	107	348	63	84	16	0	12	56	4	4	5	74	114	0	1	13
1987	Winter Haven	.258	118	407	57	105	22	0	12	65	0	6	1	70	94	0	1	10
1988	New Britain	.225	124	395	41	89	15	2	8	49	1	6	3	41	110	1	4	13
1989	New Britain	.228	109	338	30	77	17	1	2	35	1	5	7	44	66	1	2	11
1990	New Britain	.231	70	195	15	45	14	1	2	22	3	2	0	18	56	0	1	3
1991	Pawtucket	.292	68	219	27	64	16	0	11	41	5	0	3	23	42	0	3	4
1992	Reading	.333	41	132	20	44	6	1	6	26	0	0	0	24	28	2	0	2
	Scranton	.320	41	125	20	40	9	1	7	28	1	2	0	30	14	1	0	3
	PHILLIES	.283	16	46	6	13	1	0	2	10	0	0	0	4	12	0	0	2
1993	PHILLIES	.287	33	87	8	25	6	0	5	13	1	1	1	5	19	0	0	2
	Scranton-a	.222	3	9	1	2	1	0	0	1	0	0	0	3	1	0	0	0
1994	PHILLIES	.196	28	102	10	20	6	1	2	9	0	0	0	12	29	0	1	0
1995	CHICAGO (NL)	.133	25	60	3	8	2	0	0	4	0	1	0	6	21	0	0	3
	Iowa	.328	23	58	3	19	1	0	0	5	0	0	0	4	17	0	0	1
1996	Did not play																	
1997	Norfolk	.301	59	206	42	62	8	3	9	34	2	1	2	26	48	1	2	4
	NEW YORK (NL)	.283	39	106	12	30	6	0	2	19	0	0	2	13	32	0	1	2
1998	Norfolk	.356	35	118	16	42	6	0	7	30	1	1	4	15	19	2	0	1
	NEW YORK (NL)	.275	41	69	9	19	9	1	2	18	0	0	0	2	20	0	0	2
	St. Lucie-a	.450	5	20	2	9	1	0	1	3	0	0	2	1	5	1	0	0
	Mets, GCL-a	.250	2	4	1	1	0	0	0	0	0	0	0	4	1	0	0	0
1999	NEW YORK (NL)	.293	71	140	18	41	4	0	3	21	0	2	3	15	32	2	0	1
2000	NEW YORK (NL)	.275	80	160	33	44	6	0	8	25	2	1	5	22	31	0	0	1
2001	NEW YORK (NL)	.163	45	80	6	13	5	0	2	4	0	1	2	15	36	1	0	1
	PHILLIES	.204	35	93	12	19	3	0	2	7	1	0	1	19	25	0	0	3
	NYM/PHI	.185	80	173	18	32	8	0	4	11	1	1	3	34	61	1	0	4
2002	PHILLIES	.311	39	106	14	33	11	0	3	16	0	2	4	24	28	2	0	0
2003	PHILLIES	.272	43	125	16	34	10	1	4	20	1	2	6	22	38	0	0	1
	Minors Totals	.260	844	2693	345	699	133	10	77	400	21	28	28	387	642	9	15	71
	ML Totals	.255	495	1174	147	299	69	3	35	166	5	10	24	159	323	5	2	18

a-Rehabilitation Assignment

PRATT'S DIVISION SERIES RECORD

YEAR	CLUB, OPP.	AVG	G	AB	R	H	2B	3B	HR	RBI	SH	SF	HP	BB	SO	SB	CS	E
1999	NYM, ARI	.125	3	8	2	1	0	0	1	1	0	0	0	2	1	0	0	0
2000	NYM, SF	.000	1	1	0	0	0	0	0	0	0	0	0	0	0	0	0	0
	DS Totals	.111	4	9	2	1	0	0	1	1	0	0	0	2	1	0	0	0

PRATT'S LEAGUE CHAMPIONSHIP SERIES RECORD

YEAR	CLUB, OPP.	AVG	G	AB	R	H	2B	3B	HR	RBI	SH	SF	HP	BB	SO	SB	CS	E
1993	PHI, ATL	.000	1	1	0	0	0	0	0	0	0	0	0	0	1	0	0	0
1999	NYM, ATL	.500	4	2	0	1	0	0	0	3	0	1	0	1	1	0	0	0
2000	NYM, STL	Did not play																
	LCS Totals	.333	5	3	0	1	0	0	0	3	0	1	0	1	2	0	0	0



PRATT'S WORLD SERIES RECORD

YEAR	CLUB, OPP.	AVG	G	AB	R	H	2B	3B	HR	RBI	SH	SF	HP	BB	SO	SB	CS	E	
1993	PHI, TOR	Did not play																	
2000	NYM, NYY	.000	1	2	1	0	0	0	0	0	0	0	2	1	2	0	0	0	

PRATT'S CAREER TRANSACTIONS

- Selected by Boston Red Sox in 6th round of June 1985 draft.
- Selected by Cleveland Indians in annual Major League winter draft (Rule 5), December 7, 1987.
- Returned to Red Sox organization in March 1988.
- Signed by Baltimore Orioles as a minor league free agent, November 13, 1991.
- Selected by Philadelphia in annual Major League winter draft (Rule 5), December 9, 1991.
- On disabled list with a sprained right ankle, April 28-May 27, 1993; included rehabilitation assignment to Scranton, May 23-27.
- Signed by Chicago Cubs as a minor league free agent, April 8, 1995.
- Signed by Seattle Mariners as a minor league free agent, January 24, 1996.
- Signed by New York Mets as a minor league free agent, December 23, 1996.
- Re-signed by the Mets, December 17, 1998.
- Traded to Philadelphia for Gary Bennett (c), July 23, 2001.
- Re-signed by Philadelphia as a minor league free agent, December 15, 2001.
- Re-signed by Philadelphia as a minor league free agent, January 6, 2003.
- Re-signed by Philadelphia as a free agent, December 7, 2003.

PRATT'S CAREER BATTING BREAKDOWN

2003					CAREER					
AVG	AB	H	HR	RBI	AVG	AB	H	HR	RBI	
.000	2	0	0	1	Arizona	.239	46	11	1	9
.167	12	2	0	0	Atlanta	.230	87	20	0	15
.400	5	2	1	2	Chicago	.255	51	13	1	8
.600	5	3	0	3	Cincinnati	.241	87	21	4	10
.333	3	1	0	0	Colorado	.450	40	18	3	11
.182	11	2	0	3	Florida	.232	125	29	1	20
.200	5	1	0	1	Houston	.208	48	10	0	2
.333	3	1	0	0	Los Angeles	.240	50	12	2	7
1.000	1	1	0	0	Milwaukee	.190	21	4	0	3
.182	22	4	1	1	Montreal	.188	138	26	3	9
.368	19	7	1	2	New York	.316	79	25	3	12
-	-	-	-	-	Philadelphia	.268	41	11	1	7
.167	6	1	0	0	Pittsburgh	.258	66	17	4	12
.400	5	2	0	1	St. Louis	.328	58	19	1	4
.333	9	3	0	1	San Diego	.339	59	20	4	12
.143	7	1	0	2	San Francisco	.247	81	20	3	13
.333	3	1	0	0	Baltimore	.357	28	10	0	3
.400	5	2	1	2	Boston	.455	11	5	1	3
-	-	-	-	-	Detroit	.000	4	0	0	0
-	-	-	-	-	Minnesota	.400	5	2	0	0
-	-	-	-	-	New York	.056	18	1	0	0
.000	2	0	0	1	Oakland	.000	2	0	0	1
-	-	-	-	-	Tampa Bay	.222	9	2	1	1
-	-	-	-	-	Toronto	.150	20	3	2	4
.444	18	8	0	7	April	.329	152	50	5	30
.111	18	2	0	3	May	.207	140	29	5	22
.235	17	4	1	3	June	.193	161	31	3	12
.286	28	8	1	3	July	.261	272	71	10	45
.308	26	8	0	2	August	.292	240	70	7	31
.222	18	4	2	2	September	.232	190	44	5	26
-	-	-	-	-	October	.211	19	4	0	0

PRATT'S CAREER BATTING BREAKDOWN (Continued)

2003						CAREER				
AVG	AB	H	HR	RBI		AVG	AB	H	HR	RBI
.308	52	16	3	12	Home	.252	559	141	17	84
.247	73	18	1	8	Road	.257	615	158	18	82
.287	87	25	3	15	Day	.267	574	153	15	75
.237	38	9	1	5	Night	.243	600	146	20	91
.279	61	17	1	8	Grass	.250	724	181	15	110
.266	64	17	3	12	Turf	.262	450	118	20	56
.258	66	17	1	13	Pre-ASG	.240	570	137	17	82
.288	59	17	3	7	Post-ASG	.268	604	162	18	84
.267	30	8	1	4	vs LHP	.290	365	106	14	68
.274	95	26	3	16	vs RHP	.239	809	193	21	98
.364	22	8	1	16	RISP	.236	330	78	11	131
.200	5	1	0	7	Bases loaded	.371	35	13	1	40
.200	5	1	1	2	Pinch-hitting	.154	91	14	2	12
-	-	-	-	-	DH	.500	2	1	0	1

**2004
PHILLIES**
PRATT'S CAREER STATS BY BALLPARK

	AVG	AB	H	HR	RBI		AVG	AB	H	HR	RBI
Bank One Ballpark	.267	15	4	0	1	County Stadium	.400	5	2	0	2
Atlanta-Fulton Co. Stadium	.143	14	2	0	3	Miller Park	.125	8	1	0	0
Turner Field	.263	38	10	0	4	Olympic Stadium	.200	50	10	0	3
Wrigley Field	.194	72	14	1	8	Shea Stadium	.257	296	76	7	53
Cinergy Field	.233	43	10	4	5	Veterans Stadium	.279	290	81	13	41
Great American Ball Park	.600	5	3	0	3	Three Rivers Stadium	.185	27	5	1	2
Coors Field	.474	19	9	2	6	PNC Park	.200	10	2	0	2
Pro Player Stadium	.177	62	11	0	7	Busch Stadium	.316	38	12	1	2
Astrodome	.313	16	5	0	1	Qualcomm Stadium	.308	26	8	2	6
Minute Maid Park	.273	11	3	0	1	3Com Park	.133	15	2	0	1
Dodger Stadium	.200	20	4	1	4	SBC Park	.333	24	8	1	3
Camden Yards	.391	23	9	0	3	Yankee Stadium	.071	14	1	0	0
Fenway Park	.600	5	3	0	1	Tropicana Field	.143	7	1	0	0
Comerica Park	.000	4	0	0	0	SkyDome	.176	17	3	2	4

PRATT'S CAREER FIELDING

POSITION	PCT	G	PO	A	E	TC	DP	PB
Catcher	.992	399	2196	121	18	2335	25	29
First base	1.000	13	80	4	0	84	5	
Outfield	1.000	1	1	0	0	1	0	

PRATT'S GAME HIGHS

HITS: 4 – 4/29/00 at COL; 4/14/02 vs CIN ... **RUNS:** 3 – 7/11/97 at ATL; 8/15/00 vs COL; 8/2/03 (2) vs SD ... **DOUBLES:** 3 – 8/4/01 at SF ... **TRIPLES:** 1 – last: 4/17/03 vs FLA ... **HOME RUNS:** 2 – 8/1/93 vs PIT ... **RBI:** 5 – 7/4/94 vs SD ... **WALKS:** 4 – 8/25/02 at STL ... **STOLEN BASES:** 1 ... **HITTING STREAK:** 8 games – 4/9-17/99; 4/6-5/19/02 ... **GRAND SLAMS:** 1 – 5/30/00 at LA (Terry Adams) ... **PINCH-HR:** 5/30/00 at LA; 6/21/03 vs BOS.

ELIZARDO RAMIREZ ★ RHP



B-T: R-R

HT: 6-0; **WT:** 180

AGE: 21

BORN: January 28, 1983, Villa Mella, DR

RESIDES: Santo Domingo, DR

HOW OBTAINED: Signed by Phillies as an amateur free agent, 7/2/99.

2003 SEASON: Spent entire season with Clearwater (A) ... Led Florida State League in innings (157.1) and tied for 2nd in wins (13) ... Had a 3.06 SO/BB ratio (101 SO/33 BB) ... Walked 1 or zero batters in 19 of 27 appearances ... Pitched at least 6.0 innings in 18 of 27 appearances ... Went 4-1 in April ... Pitched only CG of season, 5/6 vs Dunedin ... Led team in starts (25) ... Had a 2.11 ERA and did not allow a HR in final 11 starts of season ... Allowed 2 ER or fewer in 14 of 27 appearances, including 9 of his final 11 starts ... Was 7-3, 2.95 ERA in 13 road appearances ... Rated 8th-best prospect in Phillies minor league system by *Baseball America*.

CAREER: Four-year pro ... **2000:** Spent 1st pro season with La Vega Phillies (R) ... Opponents hit just .216 off him ... **2001:** 2nd season with La Vega ... Tied for league lead in wins (9), 5th in innings (79.0) and 10th in ERA (1.48) ... Team leader in wins, ERA, innings and SO ... **2002:** Recipient of Larry Rojas Award during spring training ... Led Gulf Coast League in ERA (1.10) and innings (73.1), finished 2nd in SO (73) and tied for 2nd in wins (7) ... Won 5 consecutive starts, 6/26-7/25 ... Phillies Minor League Pitcher of the Month for July (4-0, 0.79 ERA, 34.0 IP, 15 H, 1 BB, 37 SO) ... Had 4 double-digit SO games, including a season-high 11 SO, 7/8 vs Royals (7.0 IP) ... Held opponents to .165 avg ... Had a 0.33 ERA in 4 home starts ... Had a SO/BB ratio of 36.5/1 (73/2) ... Pitched 7.0-inning SHO in GCL playoffs ... GCL post-season All-Star ... Rated 7th-best prospect in GCL and 9th-best in Phillies minor league system by BA ... Pitched in Florida Instructional League.

PERSONAL: Elizardo Ramirez ... Graduate of Liceo Pedregal High School.

ELIZARDO RAMIREZ' CAREER RECORD

YEAR	CLUB	W-L	ERA	G	GS	CG	SHO	SV	IP	H	R	ER	HR	HB	BB	SO	WP	BK
2000	Phillies, DSL	5-2	1.88	11	9	0	0	1	57.1	47	19	12	1	3	5	67	1	0
2001	Phillies, DSL	#9-0	1.48	12	12	1	1	0	79.0	61	21	13	0	4	8	70	1	2
2002	Phillies, GCL	7-1	*1.10	11	11	2	1	0	*73.1	44	18	9	3	3	2	73	3	1
2003	Clearwater	13-9	3.78	27	25	1	0	0	*157.1	181	85	66	4	4	33	101	4	2
Minors Totals		34-12	2.45	61	57	4	2	1	367.0	333	143	100	8	14	48	311	9	5

* League Leader # Tied for League Lead

RAMIREZ' CAREER TRANSACTIONS

- Signed by Phillies as an amateur free agent, July 2, 1999.

JUAN RICHARDSON ★ 3B



B-T: R-R

HT: 6-1; **WT:** 215

AGE: 25

BORN: January 27, 1979, Bani, DR

RESIDES: Bani, DR

HOW OBTAINED: Signed by Phillies as an amateur free agent, 7/1/98.

68

2003 SEASON: Hit game-winning solo HR in 1st double-A game, 4/3 vs Altoona ... Eastern League All-Star ... Had a season-best 10-game hit streak, 4/30-5/10 (.282, 1-39, 2B, 5 HR, 9 RBI) ... Had a season-high 4 hits, 4/24 vs Harrisburg ... Went 3-for-5 and reached season highs with 2 HR and 5 RBI, 5/15 vs Norwich ... Phillies Minor League Player of the Month for May (.297, 10 HR, 21 RBI) ... Placed on DL, 6/17, and missed remainder of season with severely sprained left ankle ... Was leading EL in homers at time of injury ... Homered in back-to-back games 3 times ... Hit .364 vs LHP ... Rated best power prospect in EL by *Baseball America*.

CAREER: Five-year pro ... **1999:** Began pro career with Gulf Coast Phillies (R) ... Led team in 2B (14), HR (5) and RBI (23) ... Tied for 5th in GCL in HR and 2nd in 2B ... Finished 1st among GCL 3rd basemen in fielding % (.914) and putouts (37) ... Promoted to Piedmont (A), 7/23 ... Sent back to GCL, 7/30 ... **2000:** Began season at Piedmont ... Reached base safely in 17 consecutive games at Piedmont, 4/29-7/18 (.328, 19-58, 7 BB), despite a hiatus midway through the streak ... Sent to extended spring training, 5/7, where he was assigned to Batavia (A) ... Outrighted back to Piedmont, 7/2 ... On DL, 8/18 through remainder of season, with a sore right wrist ... Played in Florida Instructional League ... **2001:** Spent season with Lakewood (A) ... Led South Atlantic League in games (137), tied for 3rd in extra-base hits (55), 4th in RBI (83), 5th in at-bats (505) and tied for 5th in doubles (31) ... Finished 2nd among all Phillies minor leaguers with 22 HR and 83 RBI and tied Reading's Marlon Byrd with most games ... Led team in G, AB, R (68), H (121), HR, RBI, BB (51) and multi-hit games (32) ... 10 of 22 HR came in May ... Had season-high 15-game hit streak, 6/17-7/6, .351 (20-57), 7 2B, 1 3B, 6 HR, 17 RBI ... Had an RBI in 5 straight games, 6/30-7/6 (11 total) ... Had season-high 3 doubles, 6/30 vs Hickory ... Hit .500 (5-10), 13 RBI with bases loaded ... Played in Florida Instructional League ... **2002:** Spent entire season with Clearwater (A) ... Ranked 4th in FSL in RBI (83) and tied for 4th in HR (18) ... RBI total tied professional high ... Homered in back-to-back games, 5/10-11 ... Had two season-high 6-RBI games, 6/23 vs Lakeland (3-5, 2B, 2 HR, 3 R) and 7/12 vs St. Lucie (3-4, 2B, HR, BB, 3 R) and one 5-RBI game, 5/26 at Dunedin ... Slugged two homers in a game twice, 5/26 and 6/23 ... Added to Florida State League All-Star roster the day before the game ... Named MVP of FSL All-Star Game (3-4, 2B, HR, RBI) after hitting game-winning HR in bottom of 9th inning ... Had 10 RBI over final 10 games of season, 8/19-31 ... Hit .556 (5-9), 2 HR, 15 RBI with bases loaded, .302 with RISP and .313 with RISP and two outs ... Played winter ball in Cibao, DR.

PERSONAL: Juan Miguel Richardson ... Single ... Graduate of Liceo Quija Quieta High School.

JUAN RICHARDSON'S CAREER RECORD

YEAR	CLUB	AVG	G	AB	R	H	2B	3B	HR	RBI	SH	SF	HP	BB	SO	SB	CS	E
1999	Phillies, GCL	.226	46	164	27	37	14	0	5	23	1	3	5	11	46	7	5	9
	Piedmont	.167	4	12	0	2	1	0	0	2	1	0	0	1	5	0	0	0
	Batavia	.125	7	24	1	3	0	0	1	2	0	0	1	2	8	0	1	4
2000	Piedmont	.242	43	149	19	36	11	0	2	15	0	0	2	17	43	0	1	11
	Batavia	.154	10	39	0	6	2	0	0	2	0	0	0	3	15	0	0	2
2001	Lakewood	.240	*137	505	68	121	31	2	22	83	1	5	15	51	147	7	9	26
2002	Clearwater	.257	122	456	52	117	21	2	18	83	0	2	14	44	122	0	6	21
2003	Reading	.270	65	248	37	67	9	0	15	34	2	2	5	17	69	2	1	16
Minors Totals		.244	434	1597	204	389	89	4	63	244	5	12	42	146	455	16	23	89

* League Leader

RICHARDSON'S CAREER TRANSACTIONS

- Signed by Phillies as an amateur free agent, July 1, 1998.

JIMMY ROLLINS ★ SS



B-T: S-R

HT: 5-8; **WT:** 167

AGE: 25, turns 26 on November 27

BORN: November 27, 1978, Oakland, CA

RESIDES: Alameda, CA

ML SERVICE: 3 years, 15 days

HOW OBTAINED: Phillies 2nd round pick in June 1996 draft.

2003 SEASON: Led team and tied for 3rd among major league shortstops with career-high 42 doubles and became just the 2nd shortstop in Phillies history to hit 40 in a season (Dick Bartell, 1931-32) ... Also reached a career high in RBI (62) and tied his high in walks (54) ... Finished tied for 3rd in NL in at-bats (628) and tied for 9th in triples (6), after leading league in both categories prior two seasons ... 2nd on team in hits (165) ... Finished 2nd among NL shortstops in fielding % (.979) and 3rd in assists (463) ... Tied his career highs with 5 hits, 4 runs and 3 RBI and set a career high with 3 doubles, 4/5 vs PIT ... Walked a career-high 3 times, 4/19 at ATL ... Scored a run in a team-high 7 straight, 5/3-10 ... Hit game-winning RBI single in bottom of 9th inning off John Smoltz, 6/19 vs ATL ... Hit in a season-high 9 straight, 6/19-30 (8 RBI) ... Left the game, 7/17 vs MTL with tightness in his left hamstring; missed 2 games ... Stole career base #100, 9/27 vs ATL ... Had 44 multi-hit games ... Rated 3rd-best infield arm in NL by *Baseball America*.

CAREER: Eight-year pro ... **1996:** Selected by Phillies in 2nd round of June draft ... Began pro career at Martinsville (R), appearing in 49 games ... **1997:** At 18 years old, was the youngest player on the Piedmont (A) roster ... Co-winner of the Paul Owens Award with OF Jeff Key as the best players in the Phillies minor league system ... Had slow start, hitting just .220 through 5/7 ... Rebounded to hit .285 the rest of season to finish at .270 ... Had hit streaks of 11 and 14 games ... Stole 46 bases in 52 attempts (88%); was successful in first 16 SB attempts ... Phillies Minor League Player of the Month for May ... Led all Phillies minor leaguers in games (139), at-bats (560), runs (94), hits (151) and steals (46) ... South Atlantic League All-Star for both in-season and post-season, after leading league shortstops in games, total chances (648), putouts (201), assists (421) and fielding % (.960) ... Led SAL in at-bats (560) ... Played in Florida Instructional League ... **1998:** Promoted to Clearwater (A), where he appeared in 119 games ... Had 14-game hit streak, 6/3-16 ... Florida State League All-Star (in-season) ... Led FSL shortstops in fielding % (.952) ... Played in FIL ... **1999:** Played 1st season at Reading (AA) ... Eastern League's 2nd-youngest hitter ... Led club in games (133), at-bats (532) and hits (145) ... Made 10 errors in first 30 games and then just 12 in final 103 games ... Finished 2nd among EL shortstops in fielding % (.965); 1st time in 3 seasons he did not lead his league ... 4th-toughest batter to strike out in EL ... Named Phillies Minor League Player of the Week, 7/5-11 ... Had 4 game-winning HR, 3 vs Bowie (7/10, 7/28 and 8/25) and 1 vs Harrisburg (9/3) ... Had 2-HR game, 7/28 vs Bowie ... Homered in 3 straight games, 7/9-11 ... Finished with more walks (51) than strikeouts (47) ... Promoted to Scranton (AAA), 9/3 and appeared in 4 games ... Played winter ball for Zulia, VZ ... **2000:** Began season with Scranton ... Tied with Rochester's Wayne Kirby for International League lead in triples (11) ... Had 28 2B, 11 3B, 12 HR; he and Sacramento's Mark Bellhorn (17 2B, 11 3B, 24 HR) were only triple-A players with double digits in each category ... Reached base 15 times (10 H, 2 HR, 3 BB) in 4-game series at Norfolk, 7/13-16 ... IL and Phillies Minor League Player of the Week, 7/9-15 ... Hit game-tying grand slam in 5th inning, 8/23 vs Buffalo; helped Red Barons come back from 8-0 deficit and won a car for a fan as part of a season-long promotion ... AAA post-season statistics (9 games): .270, 3 R, 10 H, 3 2B, HR, 6 RBI ... Finalist for Team USA for Summer Olympics in Sydney, but did not make final cut ... Recalled by Phillies on 9/17 ... Made ML debut with a start at shortstop, 9/17 vs FLA (2-4, 2 R, 1 BB, 1 SB); 1st ML hit (triple) came in 1st ML at-bat (Chuck Smith) ... 1st ML RBI came next day, 9/18 vs FLA ... Hit in 9 of 11 starts with Phils ... Named Phillies' top prospect by BA ... **2001:** First full season in majors ... Finished 3rd in NL Rookie of the Year balloting ... Only NL player to hit a quadruple double (2B, 3B, HR, SB) ... Became 1st player to lead NL in triples (12) and stolen bases (46) since Lou Brock in 1968; 1st rookie to do it in either league since Minnie Minoso in 1951 ... SB % (.852) was 5th-best in NL (min. 15 attempts) ... Led all NL rookies in AB, 3B and SB; was 2nd in runs (97), hits (180), doubles (29), walks (48), extra-base hits (55), total bases (275) & multi-hit games (53); 3rd in HR (14) and RBI (54); 4th in avg (.274) and 5th in slugging % (.419) ... 1st Phillies rookie to lead NL in at-bats (656) since Juan Samuel in 1984 (701) ... Tied for 3rd-most games by a Phillies rookie in franchise history (Dick Allen, 162 in 1964; Juan Samuel, 160 in 1984; Willie Montanez, 158 in 1971) ... Hit most HR by a Phillies shortstop since Dickie Thon's 15 in 1989 ... Phillies' lone rep on NL All-Star team; 1st Phillies rookie since RHP Tyler Green in 1995 and 1st shortstop since Larry Bowa in 1979 ... Hit 1st ML HR, 5/2 vs COL (Brian Bohanon) ... Hit first 3 leadoff HR of career: 5/4 vs SF, 8/9 vs SD, 9/8 at MTL ... Had a career-high 12-game hit streak, 7/19-8/1 (.340, 17-50) ... Set Phillies franchise record with 35 consecutive stolen bases without being thrown out; previous record was 20, set by Bowa in 1974 ... Was caught stealing by Damian Miller, 8/26 vs ARI to end the streak; it was 1st time in his career he was thrown out by a catcher (was thrown out by a catcher just 4 times) ... After moving into leadoff spot permanently on 7/31, had a .353 on-base %; overall, had a .346 on-base % in leadoff spot ... Set Phillies single-season record for steals by a shortstop, eclipsing Bowa's record of 39 in 1974 ... Finished with 3rd-best fielding % (.979) among NL shortstops and committed a professional-low 14 errors ... Co-winner of the NL Cool Papa Bell

Award, presented by the Negro League Hall of Fame to the stolen base leader ... Rated 5th-best rookie in major leagues, 3rd-best in NL, by BA ... Named to Topps Major League Rookie All-Star team, voted by MLB managers ... **2002:** Reached a quadruple double (2B, 3B, HR, SB) for 2nd time in as many seasons; only NL player to do it and 1 of just 2 ML players (Johnny Damon); 6th Phillie in club history to do it in back-to-back seasons ... Led NL in triples (10) and at-bats (637) for 2nd straight season, tied for 7th in stolen bases (31) ... Finished 2nd among NL shortstops with a .980 fielding %, 3rd in total chances (695), 4th in assists (504) and 5th in putouts (226) ... Made 3rd-fewest errors (14) among shortstops who played at least 130 games ... Led all NL shortstops in stolen bases and finished 3rd in runs (82), 4th in hits (156) and walks (53) and 5th in doubles (33) and RBI (60) ... Tied for 2nd on team with 45 multi-hit games ... Had a season-high 8-game hit streak, 4/23-30 (.577, 15-26, 6 R, 4 2B, 7 RBI) ... Hit a season-best .310 in April ... Hit leadoff HR in back-to-back games, 5/16 and 5/17 at ARI; now has 5 career leadoff HR ... Scored a team- and career-high 4 runs, 6/26 at FLA ... Voted as starting shortstop for NL All-Star team (2-2, 2 R) ... Became 1st shortstop in ML history and 1st Phillie in franchise history to make All-Star team in his 1st two ML seasons ... Collected a career-best 5 hits, 8/11 at LA - all singles; tied Phillies record for singles in a game, done 14 times previously, last by Tom Herr, 5/19/90 at LA ... Stole 17 bases in final 22 attempts (77%), including a season-high 3 in the final game of the season, 9/29 at FLA; had 4 multi-steal games overall ... Named Best Defensive Shortstop in NL and 3rd-best NL Baserunner by BA ... Member of MLB All-Star team which toured Japan in November ... Tutored by Tony Gwynn during the offseason. ... **Misc:** Has the best fielding % among NL shortstops since the beginning of the 2001 season (.979 - min. 210 games) ... Has 11 career multi-steal games, last: 7/27/03 at FLA (2 SB).

PERSONAL: James Calvin Rollins ... Single ... 1996 graduate of Encinal High School (CA), where he played baseball ... Selected to All-USA High School Baseball team by *USA Today* after setting 10 school career records, including steals (99) and batting (.484) ... Rated by *Baseball America* as Northern California's top high school infielder; also was a BA 2nd Team All-American ... Played Babe Ruth, AAU Jr. Olympics ball ... Appeared in several MC Hammer and Mavis Staples music videos in the late '80s and early '90s ... In 2003, served as Honorary Chairman for the Negro Leagues Baseball Memorial Fund, which constructed a statue to honor Philadelphia's Negro Leagues players ... Started the "J-Roll's Readers" club in 2002 through his involvement as Chairman of the Philadelphia Reads program ... Brother, Antwon, spent time in the Rangers and Expos farm systems ... His parents, James and Gigi, were honored in 2002 by Babe Ruth Little League, Inc. with "Graduate Parents of the Year Award" for "their remarkable accomplishments in raising their son" ... Hobby: Traveling.

JIMMY ROLLINS' CAREER RECORD

YEAR	CLUB	AVG	G	AB	R	H	2B	3B	HR	RBI	SH	SF	HP	BB	SO	SB	CS	E
1996	Martinsville	.238	49	172	22	41	3	1	1	16	1	0	2	28	20	11	5	20
1997	Piedmont	.270	139	*560	94	151	22	8	6	59	9	3	0	52	80	46	6	26
1998	Clearwater	.244	119	495	72	121	18	9	6	35	4	3	4	41	62	23	9	29
1999	Reading	.273	133	532	81	145	21	8	11	56	12	2	1	51	47	24	12	22
	Scranton	.077	4	13	0	1	1	0	0	0	1	0	0	1	1	1	0	1
2000	Scranton	.274	133	470	67	129	28	#11	12	69	5	7	2	49	55	24	7	26
	PHILLIES	.321	14	53	5	17	1	1	0	5	0	0	0	2	7	3	0	1
2001	PHILLIES	.274	158	*656	97	180	29	*12	14	54	9	5	2	48	108	#46	8	14
2002	PHILLIES	.245	154	*637	82	156	33	*10	11	60	6	4	4	54	103	31	13	14
2003	PHILLIES	.263	156	628	85	165	42	6	8	62	5	2	0	54	113	20	12	14
Minors Totals		.262	577	2242	336	588	93	37	36	235	32	15	9	222	265	129	39	124
ML Totals		.262	482	1974	269	518	105	29	33	181	20	11	6	158	331	100	33	43

* League Leader # Tied for League Lead

ROLLINS' ALL-STAR GAME RECORD

YEAR	CLUB, SITE	AVG	G	AB	R	H	2B	3B	HR	RBI	SH	SF	HP	BB	SO	SB	CS	E
2001	NL, SEA	—	1	0	0	0	0	0	0	0	0	0	0	1	0	1	0	0
2002	NL, MIL	1.000	1	2	2	2	0	0	0	0	0	0	0	0	0	0	0	0
ASG Totals		1.000	2	2	2	2	0	0	0	0	0	0	0	1	0	1	0	0

ROLLINS' CAREER TRANSACTIONS

- Selected by Philadelphia in 2nd round of June 1996 draft.



ROLLINS' CAREER BATTING BREAKDOWN

2003					CAREER					
AVG	AB	H	HR	RBI	AVG	AB	H	HR	RBI	
.333	27	9	0	0	Arizona	.337	86	29	3	6
.291	79	23	0	11	Atlanta	.244	225	55	1	16
.174	23	4	0	1	Chicago	.224	85	19	0	6
.243	37	9	0	4	Cincinnati	.275	80	22	1	9
.333	24	8	0	1	Colorado	.361	72	26	1	6
.290	69	20	1	12	Florida	.257	237	61	1	30
.320	25	8	0	3	Houston	.267	75	20	1	7
.296	27	8	0	0	Los Angeles	.247	81	20	1	3
.100	20	2	0	0	Milwaukee	.250	68	17	0	3
.222	63	14	1	4	Montreal	.221	199	44	3	12
.286	70	20	2	9	New York	.273	245	67	4	23
.333	27	9	0	4	Pittsburgh	.357	84	30	3	15
.444	18	8	0	1	St. Louis	.314	70	22	1	4
.179	28	5	0	2	San Diego	.300	70	21	1	7
.115	26	3	1	1	San Francisco	.203	74	15	4	10
.154	13	2	1	2	Anaheim	.154	13	2	1	2
.167	12	2	0	1	Baltimore	.194	67	13	3	9
.357	14	5	2	4	Boston	.333	27	9	3	7
-	-	-	-	-	Chicago	.154	13	2	0	1
-	-	-	-	-	Cleveland	.385	13	5	0	1
-	-	-	-	-	Detroit	.250	16	4	1	1
-	-	-	-	-	Minnesota	.000	12	0	0	0
-	-	-	-	-	New York	.143	14	2	0	0
.429	14	6	0	2	Oakland	.429	14	6	0	2
.000	12	0	0	0	Seattle	.000	12	0	0	0
-	-	-	-	-	Tampa Bay	.364	11	4	0	0
-	-	-	-	-	Toronto	.273	11	3	0	1
.000	6	0	0	0	March	.000	6	0	0	0
.292	113	33	1	13	April	.286	318	91	2	28
.274	113	31	1	8	May	.280	336	94	10	33
.245	110	27	2	14	June	.253	340	86	6	37
.287	87	25	1	9	July	.233	292	68	4	29
.233	103	24	1	3	August	.272	323	88	4	16
.260	96	25	2	15	September	.249	333	83	6	36
-	-	-	-	-	October	.308	26	8	1	2
.278	306	85	5	34	Home	.262	975	255	16	92
.248	322	80	3	28	Road	.263	999	263	17	89
.266	199	53	3	22	Day	.244	632	154	8	57
.261	429	112	5	40	Night	.271	1342	364	25	124
.253	285	72	2	27	Grass	.265	884	234	14	83
.271	343	93	6	35	Turf	.261	1090	284	19	98
.259	390	101	5	38	Pre-ASG	.264	1107	292	20	109
.269	238	64	3	24	Post-ASG	.261	867	226	13	72
.262	145	38	2	11	vs LHP	.274	478	131	8	38
.263	483	127	6	51	vs RHP	.259	1496	387	25	143
.270	152	41	4	53	RISP	.266	421	112	7	140
.267	15	4	0	9	Bases loaded	.286	35	10	0	27
.000	2	0	0	0	Pinch-hitting	.000	6	0	0	0

ROLLINS' CAREER STATS BY BALLPARK

	AVG	AB	H	HR	RBI		AVG	AB	H	HR	RBI
Bank One Ballpark	.391	46	18	3	6	Miller Park	.257	35	9	0	3
Turner Field	.219	114	25	1	9	Olympic Stadium	.240	104	25	3	6
Wrigley Field	.240	50	12	0	4	Shea Stadium	.282	124	35	1	9
Cinergy Field	.368	19	7	1	4	Veterans Stadium	.262	975	255	16	92
Great American Ball Park	.286	28	8	0	4	PNC Park	.278	36	10	0	4
Coors Field	.278	36	10	0	1	Busch Stadium	.306	36	11	0	1
Pro Player Stadium	.235	119	28	0	13	Qualcomm Stadium	.241	29	7	0	1
Minute Maid Park	.256	39	10	1	6	SBC Park	.237	38	9	2	5
Dodger Stadium	.286	42	12	0	1						
Angel Stadium	.154	13	2	1	2	Jacobs Field	.385	13	5	0	1
Camden Yards	.211	38	8	2	5	Comerica Park	.250	16	4	1	1
Fenway Park	.308	13	4	1	3	Tropicana Field	.364	11	4	0	0

ROLLINS' CAREER FIELDING

POSITION	PCT	G	PO	A	E	TC	DP
Second base	—	1	0	0	0	0	0
Shortstop	.979	476	668	1366	43	2077	290

ROLLINS' GAME HIGHS

HITS: 5 – 8/11/02 at LA; 4/5/03 vs PIT ... **RUNS:** 4 – 3 times, last: 7/3/03 vs CHI ... **DOUBLES:** 3 – 4/5/03 vs PIT ... **TRIPLES:** 2 – 6/24/01 at FLA; 5/4/02 vs COL ... **HOME RUNS:** 1 ... **RBI:** 3 – 10 times, last: 9/4/03 vs NYM ... **WALKS:** 3 – 4/19/03 at ATL ... **STOLEN BASES:** 3 – 9/29/02 at FLA (10 inn.) ... **HITTING STREAK:** 12 games – 7/19-8/1/01 ... **GRAND SLAMS:** None ... **INSIDE-THE-PARK HR:** None ... **PINCH-HR:** None.

ALFREDO SIMON ★ RHP



B-T: R-R

HT: 6-4; **WT:** 215

AGE: 22, turns 23 on May 8

BORN: May 8, 1981, Santiago, DR

RESIDES: Santiago, DR

HOW OBTAINED: Signed by Phillies as an amateur free agent, 7/2/99.

62

2003 SEASON: Began season with Lakewood (A) in June after experiencing visa problems ... Made first 7 appearances in relief, pitching 4.0 innings in 6 games and 6.0 innings in 1 ... Struck out 18 batters in first 14.0 innings ... Pitched 6.0 shutout innings, 7/29 vs Asheville ... Went 3-0, 2.22 ERA (6 ER, 24.1 IP) in final 4 starts ... Had a 3.05 ERA as a starter ... Allowed 2 ER or less in 9 of 14 appearances ... Held right-handers to .198 avg ... Pitched in Florida Instructional League ... Rated 6th-best prospect in Phillies minor league system by *Baseball America*.

CAREER: Four-year pro ... **2000:** Made pro debut with La Vega Phillies (R) ... **2001:** Gulf Coast League (R) All-Star ... Recorded 1st pro win, 7/4 vs Tigers (5.0 shutout innings) ... Had a 0.93 ERA in 5 July games (19.1 IP, 2 ER) ... Pitched in FIL ... **2002:** Spent season with Batavia (A) ... Finished 2nd in New York-Penn League in innings (90.1) and tied for 2nd and led all Phillies short-season minor leaguers in wins (9) ... Had a 0.51 ERA in his first 5 starts (35.0 IP, 2 ER) ... Pitched 8.0 shutout innings in back-to-back starts, 7/4 & 7/10 ... Won 6 straight starts, 6/24-7/20 ... Ranked 8th-best prospect in NYPL by BA.

PERSONAL: Alfredo Simon ... Single ... Attended Liceo Gregorio High School.

ALFREDO SIMON'S CAREER RECORD

YEAR	CLUB	W-L	ERA	G	GS	CG	SHO	SV	IP	H	R	ER	HR	HB	BB	SO	WP	BK
2000	Phillies, DSL	0-0	1.46	4	4	0	0	0	12.1	6	3	2	0	1	9	10	1	0
2001	Phillies, GCL	2-2	2.91	10	8	0	0	0	43.1	35	23	14	2	7	23	40	6	3
2002	Batavia	9-2	3.59	15	14	0	0	0	90.1	79	44	36	5	5	46	77	3	1
2003	Lakewood	5-0	3.79	14	7	0	0	2	71.1	59	32	30	4	3	25	66	5	1
Minors Totals		16-4	3.40	43	33	0	0	2	217.1	179	102	82	11	16	103	193	15	5

SIMON'S CAREER TRANSACTIONS

- Signed by Philadelphia as an amateur free agent, July 2, 1999.

BUD SMITH ★ LHP

B-T: L-L

HT: 6-0; WT: 170


AGE: 24, turns 25 on October 23

BORN: October 23, 1979, Torrance, CA

RESIDES: Lakewood, CA

ML SERVICE: 170 days

HOW OBTAINED: Acquired from the St. Louis Cardinals with Placido Polanco and Mike Timlin for Scott Rolen, Doug Nickle and cash, 7/29/02.



2003 SEASON: Began season in extended spring training before being activated to Clearwater's (A) roster ... Got the win with 4.0 shutout innings of relief, 4/9 at Lakeland ... In 18.1 innings with Clearwater, held opposing hitters to .161 average ... Promoted to Reading (AA), 4/22 ... Struck out a season-high 8 batters and did not allow an earned run in 6.2 IP, 4/29 at Portland ... Earned lone win after pitching a season-high 7.0 innings, 5/4 vs Altoona ... Placed on DL, 5/17 (left shoulder soreness) ... Activated, 5/30, and made 3 starts before being placed back on DL, 6/15 (left shoulder soreness) for remainder of season.

CAREER: Six-year pro ... **1998:** STL's 4th round selection in June draft ... Began pro career at Johnson City (R) ... Averaged 9.1 SO/9.0 IP (65 SO, 64.1 IP) ... Led Appalachian League in starts (14) ... **1999:** Split the season between Peoria (A) and Potomac (A) ... Went 4-1 at Peoria before earning a promotion to Potomac, where his record was 4-9, despite a 2.96 ERA and .235 opponents' batting average ... **2000:** Named STL Minor League Pitcher of the Year after posting a combined 17-2 record and 2.26 ERA between Arkansas (AA) and Memphis (AAA) ... Also named *Baseball Weekly's* Minor League Pitcher of the Year, Texas League's Pitcher of the Year, *Baseball America's* Double-A Player of the Year and selected to Topps' Double-A All-Star team and to Howe Sportsdata's Pacific Coast League All-Prospect team ... Led STL's system in wins and ERA, 3rd in innings (163.0) and strikeouts (136) and 10th in opponents' avg (.223) ... Averaged more than 3 strikeouts per walk (136:42) ... Had a 15-game win streak, 5/6-8/21, tops in the minor leagues ... Threw a pair of 7.0-inning no-hitters: blanked Midland in 2nd game of a DH on 5/6 (1 BB, 5 SO), and shut out San Antonio, 1-0, in 2nd game of a DH on 6/11 (retired 17 straight between the 1st and 7th innings) ... Went 5-0 with a 1.21 ERA in May (18 H, 7 BB, 27 SO) ... Shuttled between Arkansas and Memphis 5 times, mainly in June ... Twice named Cardinals Minor League Pitcher of the Month - July (5-0, 2.27 ERA) with Arkansas and August (3-1, 2.03 ERA) with Memphis ... Led TL in CG (3) and SHO (3), despite not playing there the final month of the season ... Twice named TL Pitcher of the Week - 5/1-7 and 6/5-11 ... Started for Texas League All-Stars in the Texas-Mexican All-Star Game, 6/20 (2.0 IP, 1 H, 3 SO) ... Struck out a season-high 10 batters in 7.0 innings of work, 7/22 at San Antonio ... Went 2-for-3 at the plate and hit 1st pro HR in a 4-1 win, 7/27 vs Shreveport ... Promoted to Memphis for final time, 7/29 ... Helped lead Memphis through the PCL playoffs, where he went 2-0 with a 3.46 ERA, striking out 13 batters in 13.0 innings and holding opponents to a .178 avg. ... Suffered the loss in only Triple-A World Series appearance vs Indianapolis ... **2001:** Finished tied for 4th in NL Rookie of the Year balloting and was ranked as the No. 9 Major League rookie by *Baseball America* ... Began season at Memphis ... Had contract purchased on 6/8 and made ML debut, 6/10 at COL in relief (retired the side in order) ... Made 1st ML start, 6/17 vs CWS and got the win (5.2 IP, 3 ER) ... Appeared in 3 games for STL before being optioned back to Memphis, 6/18 ... Started for PCL in the Triple-A All-Star Game, 7/11 at Indianapolis (2.0 IP, 2 R, 0 ER) ... Recalled on 7/13 ... Went 2-0 with a 2.25 ERA in 3 July starts, holding opponents to a .222 average ... Got 1st ML hit, 7/16 vs MIN (singled off Adam Johnson) ... Became 24th rookie in ML history to pitch a no-hitter, 9/3 at SD ... The 4-0 win was the 9th no-hitter in STL history (3rd by a rookie) ... Allowed just 4 base runners (all walks), struck out a career-high 7 batters and threw 134 pitches in his 1st ML complete game ... Followed up his no hitter with a 2-1 win, 9/17 vs MIL, as baseball resumed play following the terrorist attacks ... Held Brewers hitless for first 2.0 IP giving him 11 consecutive hitless innings ... Won NL Rookie of the Month honors for September

(3-0, 0.43 ERA, 21.0 IP, 1 ER) ... Earned the win in his lone post-season appearance, Game 4 of NLDS, 10/13 vs ARI; the 4-1 win evened the series at 2-2 ... Drew a walk and scored a run in the victory ... **2002:** Began season with Memphis (AAA) ... Made one start before being recalled to STL, 4/11 ... On DL, 4/22-5/7 with a left shoulder strain ... Following his DL stint, made 2 appearances for STL (1 start) before being optioned back to Memphis, 5/15 ... Made 4 starts in May for the Redbirds, going 2-0 with a 1.82 ERA ... Recalled again on 6/4 ... Made 4 more appearances for STL, including a 7.0-inning shutout, 7/14 at SD ... Optioned to Memphis, 7/19 ... Traded to Phillies, 7/29, and optioned to Scranton (AAA), 7/30 ... Made just 3 starts for Scranton before being shut down with left shoulder inflammation, 8/15 through remainder of season ... Had surgery on his left shoulder to repair a torn labrum, 10/18, by Dr. Lewis Yocum ... **Misc:** Has made just one error (1998) in six years of pro ball ... In 351.0 innings of pro ball at the major and minor league levels the last 3 seasons, has thrown just 2 wild pitches.

PERSONAL: Robert Allan Smith ... Single ... 1997 graduate of St. John Bosco High School (Bellflower, CA) ... Played baseball and football in high school and threw a no-hitter his junior season ... Attended Los Angeles Harbor Junior College and clubbed 17 home runs in his only collegiate season ... Hobby: Golf.

BUD SMITH'S CAREER RECORD

YEAR	CLUB	W-L	ERA	G	GS	CG	SHO	SV	IP	H	R	ER	HR	HB	BB	SO	WP	BK
1998	Johnson City	3-3	5.18	14	*14	0	0	0	64.1	85	47	37	9	2	34	65	2	0
1999	Peoria	4-1	2.83	9	9	0	0	0	54.0	53	20	17	4	2	16	59	2	1
	Potomac	4-9	2.96	18	18	0	0	0	103.1	91	47	34	2	9	32	93	4	0
2000	Arkansas	12-1	2.32	18	18	*3	*3	0	108.2	93	32	28	5	4	27	102	5	0
	Memphis	5-1	2.15	9	8	0	0	0	54.1	40	24	13	4	1	15	34	0	0
2001	Memphis	8-5	2.75	17	17	0	0	0	108.0	114	38	33	6	4	28	78	1	1
	ST. LOUIS	6-3	3.83	16	14	1	1	0	84.2	79	40	36	12	1	24	59	0	0
2002	Memphis	3-0	2.13	6	6	0	0	0	38.0	33	10	9	1	2	13	34	0	0
	ST. LOUIS	1-5	6.94	11	10	0	0	0	48.0	67	39	37	4	3	22	22	0	1
	Scranton	0-1	4.15	3	3	0	0	0	17.1	21	8	8	0	1	6	11	0	0
2003	Clearwater	1-0	1.47	4	2	0	0	0	18.1	10	3	3	0	0	4	12	0	0
	Reading	1-1	5.35	8	8	0	0	0	37.0	40	23	22	6	3	15	24	1	0
Minors Totals		41-22	3.04	106	103	3	3	0	603.1	580	255	204	37	28	190	512	15	2
ML Totals		7-8	4.95	27	24	1	1	0	132.2	146	79	73	16	4	46	81	0	1

* League Leader

SMITH'S DIVISION SERIES RECORD

YEAR	CLUB, OPP.	W-L	ERA	G	GS	CG	SHO	SV	IP	H	R	ER	HR	HB	BB	SO	WP	BK
2001	STL, ARI	1-0	1.80	1	1	0	0	0	5.0	4	1	1	0	0	4	2	0	0

SMITH'S MAJOR LEAGUE HITTING TOTALS

	AVG	AB	R	H	2B	3B	HR	RBI	SH	SF	HP	BB	SO	SB	CS	E
2002	.214	14	0	3	1	0	0	1	3	0	0	1	4	0	0	0
Career	.179	39	0	7	1	0	0	2	5	0	0	2	9	0	0	0

SMITH'S CAREER TRANSACTIONS

- Selected by Detroit Tigers in 9th round of June 1997 draft, but did not sign.
- Selected by St. Louis Cardinals in 4th round of June 1998 draft.
- On disabled list with a left shoulder strain, April 22-May 7, 2002.
- Traded to Philadelphia with Placido Polanco (3b) and Mike Timlin (rhp) for Scott Rolen (3b), Doug Nickle (rhp) and cash, July 29, 2002.

SMITH'S CAREER PITCHING BREAKDOWN

2002					CAREER					
W-L-S	ERA	G	IP	ER	W-L-S	ERA	G	IP	ER	
0-1-0	6.75	1	5.1	4	Arizona	0-1-0	6.75	1	5.1	4
-	-	-	-	-	Atlanta	0-1-0	3.00	1	6.0	2
0-1-0	36.00	1	2.0	8	Chicago	1-1-0	9.00	2	9.0	9
0-0-0	9.00	1	1.0	1	Cincinnati	0-1-0	5.93	3	13.2	9
-	-	-	-	-	Colorado	0-0-0	0.00	1	1.0	0
0-1-0	3.77	3	14.1	6	Milwaukee	1-2-0	4.44	5	24.1	12
-	-	-	-	-	Montreal	0-0-0	4.50	1	6.0	3
-	-	-	-	-	Philadelphia	0-0-0	5.40	1	5.0	3
0-0-0	15.43	1	4.2	8	Pittsburgh	2-0-0	6.32	3	15.2	11
1-0-0	4.09	2	11.0	5	San Diego	2-0-0	3.86	4	23.1	10



SMITH'S CAREER PITCHING BREAKDOWN (Continued)

2002						CAREER				
W-L-S	ERA	G	IP	ER		W-L-S	ERA	G	IP	ER
0-1-0	3.86	1	4.2	2	Anaheim	0-1-0	3.86	1	4.2	2
-	-	-	-	-	Chicago	1-0-0	4.76	1	5.2	3
-	-	-	-	-	Kansas City	0-0-0	0.00	1	1.0	0
-	-	-	-	-	Minnesota	0-0-0	2.57	1	7.0	2
0-1-0	5.40	1	5.0	3	Seattle	0-1-0	5.40	1	5.0	3
0-2-0	6.14	3	14.2	10	April	0-2-0	6.14	3	14.2	10
0-1-0	27.00	2	3.0	9	May	0-1-0	27.00	2	3.0	9
0-2-0	3.07	3	14.2	5	June	1-2-0	3.22	6	22.1	8
1-0-0	7.47	3	15.2	13	July	3-0-0	4.54	6	35.2	18
-	-	-	-	-	August	0-2-0	5.73	6	33.0	21
-	-	-	-	-	September	3-0-0	0.43	3	21.0	1
-	-	-	-	-	October	0-1-0	18.00	1	3.0	6
0-1-0	4.26	4	19.0	9	Home	3-2-0	3.82	12	66.0	28
1-4-0	8.69	7	29.0	28	Road	4-6-0	6.08	15	66.2	45
1-2-0	3.68	5	22.0	9	Day	3-3-0	4.14	9	41.1	19
0-3-0	9.69	6	26.0	28	Night	4-5-0	5.32	18	91.1	54
1-5-0	6.94	11	48.0	37	Grass	7-8-0	4.97	26	126.2	70
-	-	-	-	-	Turf	0-0-0	4.50	1	6.0	3
0-5-0	7.18	9	36.1	29	Pre-ASG	1-5-0	6.55	12	44.0	32
1-0-0	6.17	2	11.2	8	Post-ASG	6-3-0	4.16	15	88.2	41
1-5-0	6.89	10	47.0	36	Starter	7-8-0	5.00	24	129.2	72
0-0-0	9.00	1	1.0	1	Reliever	0-0-0	3.00	3	3.0	1

SMITH'S CAREER STATS BY BALLPARK

	W-L-S	ERA	G	IP	ER		W-L-S	ERA	G	IP	ER
Bank One Ballpark	0-1-0	6.75	1	5.1	4	Olympic Stadium	0-0-0	4.50	1	6.0	3
Wrigley Field	1-1-0	9.00	2	9.0	9	PNC Park	1-0-0	8.38	2	9.2	9
Cinergy Field	0-1-0	9.45	2	6.2	7	Busch Stadium	3-2-0	3.82	12	66.0	28
Coors Field	0-0-0	0.00	1	1.0	0	Qualcomm Stadium	2-0-0	0.00	2	16.0	0
Miller Park	0-2-0	12.86	2	7.0	10						
Kauffman Stadium	0-0-0	0.00	1	1.0	0	SAFECO Field	0-1-0	5.40	1	5.0	3

SMITH'S CAREER FIELDING

POSITION	PCT	G	PO	A	E	TC	DP
Pitcher	1.000	27	3	21	0	24	0

SMITH'S GAME HIGHS

LOW-HIT CG: 0 – 9/3/01 at SD ... **SHUTOUTS:** 9/3/01 at SD ... **STRIKEOUTS:** 7 – 9/3/01 at SD ... **LONGEST OUTING:** Starter: 9.0 inn. – 9/3/01 at SD ... Reliever: 1.0 inn., twice, last: 6/12/01 at KC ... **WALKS:** 4, twice, last: 9/3/01 at SD ... **WINNING STREAK:** 3 games – 6/17-7/26/01 ... **LOSING STREAK:** 2 games – 8/2-23/01.

Phillies™

AMAURY TELEMACO ★ RHP



B-T: R-R

HT: 6-3; **WT:** 234

AGE: 30

BORN: January 19, 1974, Higüey, DR

RESIDES: La Romana, DR

ML SERVICE: 4 years, 46 days

HOW OBTAINED: Re-signed by Phillies as a minor league free agent, 11/24/02.

2003 SEASON: Came to spring training as non-roster invitee ... Began season with Scranton (AAA) ... Finished 5th among International League pitchers in ERA (3.24) and tied for lead in CG (3) and SHO (2) ... Pitched at least 6.0 innings in 21 of 24 starts, including 13 straight, 5/4-7/7 ... Struck out a season-high 12 batters, 6/6 at Pawtucket ... Posted 1.57 ERA in 6 June starts ... Won final 4 starts with Scranton (4-0, 2.77 ERA) ... Held opponents to .222 avg ... Had contract purchased, 8/17; started and won that night vs STL (7.0 IP, 4 H, 2 R, 2 ER, 7 SO), his 1st ML appearance since 7/16/01 ... Struck out a season-high 8, 9/20 vs CIN, one shy of career high ... Pitched at least 6.0 innings in 5 of 8 major league starts ... Phillies averaged just 2.6 runs/game in his starts ... Despite a 3.97 ERA in his 8 starts, lost a career-high 4 straight, 8/23-9/20 ... At the plate, hit .286 with 3 doubles.

CAREER: 13-year pro ... **1991:** Signed by Cubs as non-drafted free agent, 5/23 ... **1992:** Began pro career at Huntington (R), where he led the Appalachian League in strikeouts (93) and walked just 17 in 76.1 innings ... **1993:** Struck out 133 in 143.2 innings for Peoria (A), with 4 double-digit strikeout games, including 12 in 6.0 innings, 7/14 at Cedar Rapids ... **1994:** Began season at Daytona (A), winning first 5 starts ... Went 7-3 in 11 starts and was tied for Florida State League lead in wins when promoted to Orlando (AA), 6/9 ... Finished with a combined 10-8 record with 4 complete games, 3.24 ERA ... **1995:** Spent a full season at Orlando ... His 151 strikeouts led the Cubs organization and ranked 2nd in Southern League while his 3.29 ERA ranked 7th ... Led SL in fewest base-runners allowed per 9 IP (9.6) and was 2nd in opponents avg (.211) ... **1996:** Began season at Iowa (AAA), but after going 3-1, 3.06 ERA in 8 starts was promoted to the Cubs ... Made ML debut, 5/16 vs HOU, a 13-1 win; no-hit the Astros for 5.2 innings until Jeff Bagwell singled - the only hit he allowed in 7.0 innings ... Won his next start, 5/21 at ATL, 4-2 - a 2-run HR by Marquis Grissom broke 12.1-inning scoreless streak ... Recorded first 2 hits of career, 7/2 at PIT, in 15-7 win - 1st hit was RBI single (Paul Wagner) ... On DL, 8/20-9/4, with strained right shoulder ... Moved to bullpen upon return ... **1997:** Split time between the Cubs and Iowa ... Struck out a career-high 9 on 4/27 vs PIT (in 5.2 innings), but lost 7-0 ... Had a pair of 5-hit shutouts with Iowa ... Had a complete-game win, 7/3 vs Oklahoma City, with season-high 11 strikeouts ... Made one start for Orlando (AA) on 7/9 during Iowa's All-Star break ... Named pitcher with Best Breaking Pitch in American Association by *Baseball America* ... **1998:** Began season in Cubs bullpen ... Had a 2.08 ERA through his first 6 games ... After going 1-1, 3.90 ERA in 14 games, was waived by Cubs on 5/15 and claimed by Arizona ... Made 9 relief appearances before moving into the rotation ... Made 1st start, 6/20 at STL ... Won 6-5 on 8/3 at CHI, first return to Wrigley ... Also won on 9/4 vs HOU, 3-1, season-high 7.0 IP, 6 H, 1 ER, 6 SO ... Only D'backs pitcher to hit a triple, 8/24 at NYM (Masato Yoshii) ... **1999:** Began season on DL with tendinitis in his right shoulder ... Made 13 rehab appearances (12 starts) at Tucson (AA-A) ... Activated from DL, 5/8 ... Pitched in 5 games for ARI, finishing 3 of them ... Earned 1st/only victory in 1st appearance, 5/12 vs MTL, 1.0 IP, 1 SO ... Claimed by Phillies off waivers, 6/8 ... Made Phillies debut, 6/9 vs NYY, 2.0 IP ... Did not allow a run (3 hits) in first 6 games with Phils (8.2 IP) ... First win as a Phillie was 7/23 (1) vs ATL, 2.0 IP ... Had a 1.35 ERA (4 ER in 26.2 IP), 23 SO in first 22 games with Phils through 8/6; struggled from mid-August through September ... Won 4th straight, 9/22 at MIL, a career-high win streak ... All 49 ML appearances were in relief, for 1st time in career ... **2000:** Began season with Phillies ... Earned only win, 4/10 vs NYY, extending win streak to 6 straight, dating back to 9/26/98 vs SD ... Designated for assignment to Scranton after 8 relief app, 9.31 ERA, when Schilling was activated from DL, 4/29 ... Threw season-high 9.0 innings, 6/24 vs Toledo ... On DL with a sore right shoulder, 7/21-8/5 ... Threw no-hitter for 7.0 innings in 1st game back, 8/5 at Buffalo, left game due to pitch count; Red Barons won the 2-hitter, 1-0 in 12 innings ... Earned Phillies Minor League Pitcher of the Week honors, 7/31-8/6 ... Contract purchased by Phillies, 9/12 ... Made 1st start for Phillies, 9/12 vs MTL; lost 1-0, tying then-career-high 8.0 innings ... It was his 1st ML start since 9/26/98 vs SD (with ARI) ... Returned to bullpen for 3 appearances before starting final game of season, 10/1 at FLA; lost 7-5 (4.2 IP, 7 R, 3 ER) ... Played winter ball for Escogido, DR, finishing 3-1 with the 2nd-best ERA (1.60) ... **2001:** Began season in Phillies bullpen ... Pitched 4.0 shutout innings in relief and earned the win Opening Day, 4/2 at FLA, a 13-inning, 6-5 win ... Made 1 more relief outing before moving into the rotation ... Threw 8.0 shutout innings, 4/22 vs ATL ... Got 1st loss of season, 5/20 vs STL (6.1 IP, 10 H, 3 ER, 1 BB, 4 SO) ... Pitched 1st career complete game, 6/6 vs NYY, won 6-1 (9.0 IP, 6 H, 1 ER, 3 BB, 4 SO) ... Returned to bullpen following his start, 6/23 at FLA (3.0 IP, 6 H, 8 ER) ... Last ML appearance was in relief, 7/16 vs NYY (1.1 IP, 3 ER) ... Designated for assignment, 7/20 ... Outrighted to Scranton (AAA), 7/27 ... Made final appearance of season, 8/16 at Rochester (5.1 IP, 11 H, 6 ER, 0 BB, 8 SO) ... Placed on DL with a right shoulder lateral strain, 8/23 ... Had right shoulder surgery, 9/7, performed by Dr. Michael Ciccotti ... **2002:** Spent entire season recovering from right shoulder surgery ... Began season in extended spring training ... Placed on DL, 4/4-5/4 ... Assigned to Scranton (AAA) roster.



5/4 ... Made 1 start, which he won (5.0 IP, 1 ER), before being placed back on DL, 5/12 ... Rehabbed with Gulf Coast Phillies (R), 6/22-6/30 ... Reinstated on 7/1 and assigned to Reading (AA) ... Again, made 1 start (1.0 IP, 1 ER) before going back on DL, 7/3 ... Reinstated on 8/31 and transferred to Clearwater (A), where he made 3 starts ... Overall, with 4 different Phillies minor league teams, was 2-1, 1.86 ERA in 7 starts ... Pitched winter ball for Azucareros, DR.

PERSONAL: Amaury Telemaco (Regalado) ... Married Deyanira Lora (11/29/97); one son, Amaury, Jr. (9/29/98) and one daughter, Lauren (9/1/01) ... Attended Cristo Rey High School.

AMAURY TELEMACO'S CAREER RECORD

YEAR	CLUB	W-L	ERA	G	GS	CG	SHO	SV	IP	H	R	ER	HR	HB	BB	SO	WP	BK
1991	Royals/Cubs, DSL	3-3	3.56	15	13	0	0	0	65.2	81	43	26	0	1	32	43	4	2
1992	Huntington	3-5	4.01	12	12	2	0	0	76.1	71	45	34	6	2	17	*93	7	0
	Peoria	0-1	7.94	2	1	0	0	0	5.2	9	5	5	0	1	5	5	0	0
1993	Peoria	8-11	3.45	23	23	3	0	0	143.2	129	69	55	9	5	54	133	8	0
1994	Daytona	7-3	3.40	11	11	2	0	0	76.2	62	35	29	4	4	23	59	3	3
	Orlando	3-5	3.45	12	12	2	0	0	62.2	56	29	24	6	4	20	49	3	0
1995	Orlando	8-8	3.29	22	22	3	1	0	147.2	112	60	54	13	4	42	151	7	1
1996	Iowa	3-1	3.06	8	8	1	0	0	50.0	38	19	17	5	2	18	42	3	0
	CHICAGO (NL)	5-7	5.46	25	17	0	0	0	97.1	108	67	59	20	3	31	64	3	0
1997	Orlando	1-0	2.25	1	1	0	0	0	8.0	9	2	2	0	0	2	6	1	0
	CHICAGO (NL)	0-3	6.16	10	5	0	0	0	38.0	47	26	26	4	0	11	29	1	0
	Iowa	5-9	4.51	18	18	3	#2	0	113.2	121	70	57	20	4	38	75	6	1
1998	CHICAGO (NL)	1-1	3.90	14	0	0	0	0	27.2	23	12	12	5	0	13	18	3	0
	ARIZONA	6-9	3.94	27	18	0	0	0	121.0	127	63	53	13	4	33	60	4	0
1999	CHI/ARI	7-10	3.93	41	18	0	0	0	148.2	150	75	65	18	4	46	78	7	0
	ARIZONA	1-0	7.50	5	0	0	0	0	6.0	7	5	5	2	0	6	2	0	0
	Tucson-a	0-3	5.09	13	12	0	0	0	17.2	21	11	10	1	3	6	17	0	0
2000	PHILLIES	3-0	5.55	44	0	0	0	0	47.0	45	29	29	8	2	20	41	5	0
	ARI/PHI	4-0	5.77	49	0	0	0	0	53.0	52	34	34	10	2	26	43	5	0
	PHILLIES	1-3	6.65	13	2	0	0	0	24.1	25	22	18	6	0	14	22	1	0
2001	PHILLIES	8-3	3.87	21	21	0	0	0	123.1	115	60	53	15	0	42	88	5	0
	PHILLIES	5-5	5.54	24	14	1	0	0	89.1	93	59	55	15	9	32	59	3	0
	Scranton	1-2	4.01	4	4	0	0	0	24.2	31	11	11	4	0	6	25	0	0
2002	Scranton	1-0	1.80	1	1	0	0	0	5.0	5	3	1	1	0	0	3	0	0
	Reading	0-0	9.00	1	1	0	0	0	1.0	1	1	1	1	1	0	1	0	0
	Clearwater	0-1	1.50	3	3	0	0	0	12.0	15	5	2	0	1	3	10	0	0
	Phillies, GCL-a	1-0	1.64	2	2	0	0	0	11.0	4	2	2	0	1	2	5	0	0
2003	Scranton	10-9	3.24	25	24	#3	#2	0	155.1	125	59	56	15	3	22	116	5	0
	PHILLIES	1-4	3.97	8	8	0	0	0	45.1	41	22	20	5	7	11	29	3	0
Minors Totals		62-64	3.59	194	189	19	5	0	1100.0	1005	529	439	100	36	332	921	52	7
ML Totals		23-32	5.03	170	64	1	0	0	496.0	516	305	277	78	25	171	324	23	0

* League Leader # Tied for League Lead -a-Rehabilitation Assignment

TELEMACO'S CAREER TRANSACTIONS

- Signed by Chicago Cubs as a non-drafted free agent, May 23, 1991.
- On disabled list with strained right shoulder, August 20-September 4, 1996.
- Claimed off waivers by Arizona Diamondbacks, May 15, 1998.
- On disabled list with tendinitis in right shoulder, March 27-May 8, 1999; included rehabilitation assignment to Tucson, April 8-May 7.
- Claimed off waivers by Philadelphia, June 8, 1999.
- Re-signed by Philadelphia as a minor league free agent, December 15, 2001.
- Re-signed by Philadelphia as a minor league free agent, November 24, 2002.

TELEMACO'S MAJOR LEAGUE HITTING TOTALS

YEAR	AVG	AB	R	H	2B	3B	HR	RBI	SH	SF	HP	BB	SO	SB	CS	E
2003	.286	14	1	4	3	0	0	0	1	0	0	0	4	0	0	0
Career	.125	112	6	14	4	1	0	3	8	1	0	6	50	0	0	5

TELEMACO'S CAREER PITCHING BREAKDOWN

2003					CAREER					
W-L-S	ERA	G	IP	ER	W-L-S	ERA	G	IP	ER	
-	-	-	-	-	Arizona	0-0-0	12.00	6	6.0	8
0-0-0	13.50	1	2.0	3	Atlanta	3-2-0	4.05	13	40.0	18
-	-	-	-	-	Chicago	1-2-0	5.40	7	21.2	13
0-1-0	1.29	1	7.0	1	Cincinnati	0-1-0	9.60	6	15.0	16
-	-	-	-	-	Colorado	1-2-0	6.25	8	31.2	22
-	-	-	-	-	Florida	3-4-0	5.31	17	40.2	24
-	-	-	-	-	Houston	4-0-0	2.94	9	33.2	11
-	-	-	-	-	Los Angeles	0-3-0	6.17	12	42.1	29
-	-	-	-	-	Milwaukee	1-0-0	8.74	5	11.1	11
0-1-0	4.15	2	13.0	6	Montreal	2-4-0	4.66	14	58.0	30
0-0-0	1.50	1	6.0	1	New York	4-1-0	1.81	13	49.2	10
-	-	-	-	-	Philadelphia	0-0-0	7.71	2	2.1	2
0-1-0	6.75	1	5.1	4	Pittsburgh	1-3-0	5.47	10	24.2	15
1-1-0	3.75	2	12.0	5	St. Louis	1-2-0	4.60	14	31.1	16
-	-	-	-	-	San Diego	1-2-0	3.81	9	26.0	11
-	-	-	-	-	San Francisco	1-2-0	7.31	11	32.0	26
-	-	-	-	-	Anaheim	0-0-0	0.00	1	2.0	0
-	-	-	-	-	Baltimore	0-1-0	6.23	3	4.1	3
-	-	-	-	-	Boston	0-0-0	0.00	1	0.2	0
-	-	-	-	-	New York	0-1-0	8.10	2	3.1	3
-	-	-	-	-	Oakland	0-0-0	0.00	1	3.0	0
-	-	-	-	-	Tampa Bay	0-1-0	5.79	3	9.1	6
-	-	-	-	-	Texas	0-1-0	4.50	2	6.0	3
-	-	-	-	-	Toronto	0-0-0	0.00	1	1.0	0
-	-	-	-	-	March	0-0-0	0.00	1	2.0	0
-	-	-	-	-	April	3-2-0	4.48	24	64.1	32
-	-	-	-	-	May	7-4-0	4.64	24	87.1	45
-	-	-	-	-	June	2-7-0	4.90	26	79.0	43
-	-	-	-	-	July	3-5-0	5.56	32	79.1	49
1-2-0	4.50	3	18.0	9	August	5-7-0	5.36	32	92.1	55
0-2-0	3.62	5	27.1	11	September	3-6-0	4.98	29	85.0	47
-	-	-	-	-	October	0-1-0	8.10	2	6.2	6
1-1-0	2.79	5	29.0	9	Home	13-19-0	5.26	95	275.1	161
0-3-0	6.06	3	16.1	11	Road	10-13-0	4.73	75	220.2	116
0-2-0	6.92	3	13.0	10	Day	8-16-0	4.77	62	196.1	104
1-2-0	2.78	5	32.1	10	Night	15-16-0	5.20	108	299.2	173
0-2-0	6.10	2	10.1	7	Grass	16-23-0	4.85	101	334.0	180
1-2-0	3.34	6	35.0	13	Turf	7-9-0	5.39	69	162.0	97
-	-	-	-	-	Pre-ASG	13-14-0	4.68	85	255.2	133
1-4-0	3.97	8	45.1	20	Post-ASG	10-18-0	5.39	85	240.1	144
1-4-0	3.97	8	45.1	20	Starter	15-29-0	4.75	64	354.0	187
-	-	-	-	-	Reliever	8-3-0	5.70	106	142.0	90

2004
PHILLIES

TELEMACO'S CAREER STATS BY BALLPARK

	W-L-S	ERA	G	IP	ER	W-L-S	ERA	G	IP	ER	
Bank One Ballpark	4-6-0	4.43	20	81.1	40	County Stadium	1-0-0	0.00	1	1.0	0
Atlanta-Fulton Co. Stadium	1-0-0	2.25	1	8.0	2	Olympic Stadium	0-2-0	5.49	5	19.2	12
Turner Field	0-0-0	4.15	5	8.2	4	Shea Stadium	2-0-0	0.98	5	18.1	2
Wrigley Field	4-8-0	5.56	30	98.2	61	Veterans Stadium	6-6-0	5.26	52	116.1	68
Cinergy Field	0-0-0	11.25	3	4.0	5	Three Rivers Stadium	1-0-0	3.38	5	10.2	4
Coors Field	0-1-0	6.55	4	11.0	8	PNC Park	0-1-0	6.75	1	5.1	4
Pro Player Stadium	3-3-0	4.80	10	30.0	16	Busch Stadium	0-1-0	6.97	5	10.1	8
Astrodome	0-0-0	9.00	1	2.0	2	Qualcomm Stadium	0-1-0	6.75	2	6.2	5
Minute Maid Park	1-0-0	4.00	2	9.0	4	3Com Park	0-1-0	6.75	7	18.2	14
Dodger Stadium	0-1-0	4.70	5	23.0	12						
Camden Yards	0-0-0	0.00	1	0.1	0	N.A. Coliseum	0-0-0	0.00	1	3.0	0
Fenway Park	0-0-0	0.00	1	0.2	0	Tropicana Field	0-1-0	5.79	3	9.1	6



TELEMACO'S CAREER FIELDING

POSITION	PCT	G	PO	A	E	TC	DP
Pitcher	.954	170	45	58	5	108	2

TELEMACO'S CAREER HIGHS

LOW-HIT CG: 6 – 6/6/01 vs NYM ... **SHUTOUTS:** None ... **STRIKEOUTS:** 9 – 4/27/97 vs PIT ... **WALKS:** 5 – 9/2/03 at MTL ... **LONGEST OUTING:** Starter: 9.0 inn. – 6/6/01 vs NYM ... Reliever: 5.0 inn. – 4/2/98 at FLA ... **WINNING STREAK:** 4 games – 5/12-9/22/99 and 4/2-5/8/01 ... **LOSING STREAK:** 4 games – 6/12-7/16/01 and 8/23-9/20/03 ... **SCORELESS STREAK:** 13.0 inn. – 6/4-25/98.

JIM THOME ★ 1B



B-T: L-R

HT: 6-4; **WT:** 244

AGE: 33, turns 34 on August 27

BORN: August 27, 1970, Peoria, IL

RESIDES: Aurora, OH

ML SERVICE: 11 years, 42 days

HOW OBTAINED: Signed by Phillies as a free agent, 12/3/02.

CONTRACT STATUS: Signed a six-year contract, 12/3/02, taking him through 2008, with a club option for 2009.

2003 SEASON: First season in NL ... Finished 4th in MVP voting after leading NL and tying for ML lead with 47 HR (TEX's Alex Rodriguez); 1st Phillie to lead NL since Mike Schmidt in 1986 (37) ... It was the highest MVP finish for a Phillie since Lenny Dykstra finished 2nd in 1993 (both years Barry Bonds won) and it was his 4th Top 10 finish ... Became 2nd player in ML history to hit 40 HR in back-to-back seasons in different leagues (Ken Griffey Jr., 1999-2000) and 10th to lead league in HR in first season (1st since Dick Allen in 1972) ... 5th player in Phillies history to hit 40 HR and 1st since Mike Schmidt in 1983 ... His 47 HR was the second-highest single-season total in Phillies history, behind Schmidt's 48 in 1980 ... Set 3 single-season franchise records: most HR by a left-handed hitter, most HR at Veterans Stadium (28) and most HR by a 1st baseman ... His 28 HR at home set a Phillies record, were most by any NL player and 2nd in the majors to CWS' Frank Thomas (29) ... Phillies were 30-11 in games he homered ... Finished 3rd in NL and 4th in majors with career-high 131 RBI, the 5th-best single-season total by a Phillie since 1900 and most since 1932 (Chuck Klein, 137; Don Hurst, 143) ... Tied for 2nd in NL in walks (111), 3rd in HR ratio (12.3 AB/HR), tied for 3rd in extra-base hits (80), 4th in RBI ratio (4.41 AB/RBI), 5th in total bases (331), tied for 5th in runs (111), 6th in slugging % (.573) and tied for 7th with a career-high 159 games ... 3rd-hardest batter in NL to double up (115.6 AB/GIDP) ... 5th straight season, and 7th overall, with 100+ walks, 100+ runs and 100+ RBI ... Finished 2nd in fielding % (.997) and putouts (1373) among NL 1st basemen and 3rd in total chances (1464) ... Made his Phillies debut on Opening Day, 3/31 at FLA (3-4, R, 2B, RBI, BB) ... 4 of first 5 games as a Phillie were multi-hit games ... His 1st two HR as a Phillie came in the same game, 4/9 vs ATL (16-2 win – Pat Burrell also hit his 1st two HR of season) ... Collected 2 singles during the club's record-setting 13-run 4th inning, 4/13 at CIN ... Had his streak of reaching base safely ended at 60 games, 4/15 vs FLA (0-4, 2 SO) ... His streak was the longest in the majors since Mark McGwire reached in 62 straight for OAK over the 1995-96 seasons ... Hit 2 upper deck HR – 5/9 vs HOU (Roy Oswalt) and 8/17 vs STL (Brett Tomko) ... Hit 2 game-tying solo HR in 8th and 12th innings in 6-5 win, 6/21 vs BOS, becoming just the 6th player in MLB history to hit two game-tying HR in the same game after the 7th inning and 1st since Roberto Alomar, 5/10/91 (STL's Tino Martinez did it 3 days after Thome) ... Got his 1,000th and 1,001st career RBI on a 2-run HR, 7/23 at CHI (Phils won 3-0) ... Slugged a 2-run HR in 4 straight games, 8/15-19, falling 1 game shy of club record for HR in consecutive games ... Named NL Co-Player of the Week, 8/11-17 (.364, 8-22, 6 R, 1 2B, 5 HR, 9 RBI, 4 BB) ... Hit 10 HR in August, tied for NL lead (MTL's Vladimir Guerrero) ... Homered in 3 straight games during crucial series vs FLA, 9/16-18 ... Had 8-game RBI streak, 9/11-19; longest by a Phillie since Rico Brogna had an 8-game streak in 1999 ... Hit 2 HR, 9/27 vs ATL, including an 8th-inning HR, the final HR hit at Veterans Stadium ... It was his 6th multi-HR game of the season, to put his career total at 31 ... Finished season by being named NL Player of the Month for September after leading league with 10 HR and 30 RBI and finishing 2nd with 24 runs; 1st Phillie since Lenny Dykstra in May 1994 to win award ... 10 HR were a club record for September.

CAREER: 15-year pro ... **1989:** Selected by CLE in 13th round of June draft ... Began pro career with Gulf Coast Indians (R) ... Participated in Florida Instructional League ... **1990:** Split season between Burlington (A) and Kinston (A) ... Hit a combined .340 ... Tied for 3rd in Appalachian League in HR (12), despite playing only 34 games due to the promotion to Kinston ... Reached base in 62 of 67 games ... Avg never fell below .373 with Burlington ... Appalachian League All-Star ... Named to *Baseball America's* All-Short-Season team and the Appy League's top prospect ... Promoted to Kinston, 7/25, where he hit .411 in 17 home games ... Presented the Lou Boudreau Award, given annually to the

minor league player of the year in the CLE system ... **1991:** Began season with Canton-Akron (AA) ... Was leading Eastern League with .337 avg when promoted to Colorado Springs (AAA) ... Hit .285 in 41 games for Colorado Springs before being promoted to CLE, 9/4 ... Made ML debut, 9/4 at MIN and collected 1st big league hit (Tom Edens); finished night 2-for-4, RBI ... Hit 1st ML HR, 10/4 at NYY (Steve Farr), a 2-run, upper deck shot in top of the 9th to give CLE a 3-2 win ... Named AL's Best Hitting Prospect by Upper Deck and *Baseball America* ... Also named to EL All-Star team and starting 3rd baseman on BA Double-A All-Star squad ... **1992:** Began season on DL after suffering a strained right wrist in spring training on a checked swing ... Rehabbed with Canton-Akron, 5/9-18 ... Activated on 5/18 ... Played in just 2 games before suffering a right shoulder strain; returned to DL, 5/20 ... Rehabbed with Canton-Akron, 6/1-15 ... Activated and optioned to Canton-Akron, 6/15 ... Recalled on 6/25 ... Optioned to Colorado Springs, 8/21 ... **1993:** Started season with Charlotte (AAA) ... Led International League with .332 avg and 102 RBI and was 3rd with 25 HR ... Named Indians Minor League Player of the Year (Lou Boudreau Award), IL Player of the Year, IL Post-Season All-Star 3rd Baseman, triple-A All-Star Game participant, *Baseball America* Triple-A Player of the Year, BA post-season triple-A All-Star 3rd Baseman, BA Dream Team and Topps IL Player of the Year ... Named #1 Prospect in IL by *Baseball America* ... Honored as Topps IL Player of the Month for June, July and August and NAPBL Minor League Player of the Month in June ... Recalled on 8/13 and homered that night vs TEX (Craig Lefferts) ... Celebrated 23rd birthday, 8/27 vs NYY by going 3-for-4 with 2 2B, HR in 9-2 CLE win ... **1994:** Led all AL 3rd basemen with 20 HR ... 41 of his 86 hits went for extra bases ... Clubbed a career-high 3 HR, 7/22 vs CWS ... Hit .304, 18 HR, 43 RBI vs RHP as opposed to .167, 2 HR, 9 RBI vs LHP ... Finished 10th in AL in HR ratio (1 HR/16.1 AB) ... **1995:** His 25 HR were the 2nd-most among AL 3rd basemen to Gary Gaetti's 35 ... Named to *The Sporting News* AL All-Star team ... Finished 3rd in AL with a .438 on-base %, 5th with 97 BB and tied for 9th with .314 avg ... Hit .213 (10-47), 4 HR and a team-high 10 RBI in 14 post-season games ... Hit 2-run, 6th-inning HR in Game 5 of ALCS vs SEA to give Indians a 3-2 lead and eventual win ... **1996:** Selected to his 2nd straight post-season All-Star team by *The Sporting News* ... Also won his first Hillerich & Bradsby Silver Slugger Award at 3rd base ... His 38 HR were the most by an AL 3rd baseman ... Became just the 2nd Indian ever to score 100+ runs, hit 30+ HR, collect 100+ walks and drive in 100 or more runs (Al Rosen in 1950) ... Besides Thome, only Rosen ('53) and George Brett ('85) hit .300+ with 30+ HR and 100+ RBI among AL 3rd basemen since 1953 ... Set a CLE record by drawing 123 walks ... Broke his then-manager Mike Hargrove's record of 111 in 1980 ... Finished tied for 2nd in AL in walks (123), 4th in on-base % (.450), 7th in runs (122), 8th in slugging % (.612) and tied for 11th in HR ... Collected a career-high 4 hits, twice: 8/18 vs DET and 8/27 at DET ... Hit 2 HR, including 1st career grand slam (Gregg Olson), and collected a career-high 6 RBI, 8/18 vs DET ... Coaxed a career-high 4 walks, 7/24 at TOR ... Led club with 5 triples ... Broke hamate bone in his right hand in Game 1 of ALDS, 10/1, but still played in final 3 games ... Had the bone removed, 10/30 in Chicago, IL, by Dr. Dan Nagle ... **1997:** Moved from 3rd base to 1st after the acquisition of Matt Williams ... Finished 6th in the BBWAA AL MVP voting with 89 points ... His on-base % (.423) was 3rd-highest in AL ... Hit 40 HR, 2nd-highest total by a CLE LHH since Hal Trosky's record-setting 42 HR in 1936 ... Became 1st Indian ever to hit 40 HR and draw 100 walks in the same season and 1st LH hitter to hit 30+ HR in consecutive seasons since Trosky did it in 1936-37 ... Became 1st AL LHH since Carl Yastrzemski in 1970 to hit 40+ HR, drive in and score 100+ runs while drawing 100 or more walks ... Became 1st Indian in club history to draw 100 or more walks in consecutive seasons and 1st Indian since Rocky Colavito in 1965 to lead the AL in walks ... Finished 2nd in AL in HR ratio (1 HR/12.4 AB) ... Scored a career-high 4 runs, 4/23 vs BOS ... Hit 100th career homer, 5/14 at TEX (Bobby Witt) ... Clubbed 2nd career grand slam, 5/17 at TOR (Woody Williams) ... Named to 1st AL All-Star team (0-1 as PH), 7/8 at CLE; named to squad after elected starter David Justice was unable to play due to hyper-extended left elbow ... His .993 fielding % was 6th-best among AL starting 1st basemen ... Hit a combined .211 (12-57) in the post-season with 1 3B, 2 HR and 5 RBI in 17 games for the AL Champion Indians ... Both HR came in the World Series after going a combined 4-29 (.138) in the Division and League Championship Series ... **1998:** Finished season ranked 3rd in AL in on-base % (.413), 4th in walks (90), tied for 7th in slugging % (.584) and 8th in HR ratio (1 HR/14.7 AB) ... Hit in a career- and team-best 16 straight games, 5/25-6/10 (.349, 22-63) ... Had a pair of 2-homer games, 6/19 vs NYY and 6/25 vs STL ... Appeared in 2nd consecutive All-Star Game (1st election) and came in 2nd to Ken Griffey Jr. in home run hitting contest ... Broke the 5th metacarpal in his right hand (non-displaced fracture), 8/7 at TB, after being hit by a Wilson Alvarez pitch to lead off the 7th inning ... Missed 6 weeks after being put on the 15-day DL, 8/8 ... Despite stint on DL, he garnered one 10th place vote in the AL MVP voting to put him in a tie for 21st place ... At time of the injury, he was hitting .303 with 33 2B, 2 3B, 29 HR and 82 RBI in 111 games and ranked in the top 10 in 9 different categories, including 3rd in doubles (29), tied for 3rd in extra-base hits (64) and tied for 7th in HR (29) ... Activated on 9/16 and homered in 1st at-bat vs MIN ... In the post-season, hit a combined .237 with a team-high 6 HR and 10 RBI in 10 games ... The 6 HR tied a single-season playoff record (B. Robertson, Dykstra, Griffey, B. Williams) and his 4 HR in the ALCS vs NYY set a new ALCS record ... Hit a grand slam in Game 6 of ALCS at NYY (David Cone); it was just the 3rd grand slam in ALCS history (last: CAL's Don Baylor, 1982) and Indians post-season history (last: Albert Belle, 1996 DS) ... Became just the 2nd Indian (Manny Ramirez 2x) to hit two homers in a single post-season game, connecting for 2 in Game 3 of the ALCS vs NYY ... **1999:** Hit 30+ HR for the 4th straight season (only LH batter in Indians history to do so) and led AL in walks (127) for 2nd time in 3 years ... Set a new club record for walks, breaking his 1996 mark (123) ... Became 1st major leaguer since Mickey Mantle in 1958 to lead the AL in both walks and strikeouts (171) ... Led AL with 3 grand slams, tied for 5th with 13 IBB, 6th with .426 OBP ... Hit longest HR in Jacobs Field history, 7/3 vs KC (Don Wengert), a 511-foot shot to CF that landed above the picnic plaza ... Served a 3-game suspension, 5/5-7, for charging Rheal Cormier on the mound, 4/23 at BOS ... His .994 fielding % (1019 TC, 6 E) was the 4th-best mark among AL 1st basemen ... Had a 46-game errorless streak, 5/3-7/30 ... Hit .331 (47-142) with RISP ... Went 6-17 (.353) in ALDS vs BOS with 4 HR, 10 RBI in 5 games ... Had 2nd career 2-homer post-season game

in Game 5 at Jacobs Field ... Also became 1st player in MLB history to hit 2 grand slams in the post-season after his Game 2, 4th-inning blast off John Wasdin at Jacobs Field ... Ranks 3rd all-time ahead of Babe Ruth (15 HR) with a franchise-record 16 career post-season HR ... **2000:** Surpassed the 100-walk, 100-run, 100-RBI mark for 4th time in 5 seasons since 1996 ... Finished 3rd in AL with 118 walks ... His 37 HR were tied for 10th among AL sluggers ... Made 106 starts at 1B and made 48 as DH ... Tied ML & club record with 5 SO, 4/9 at TB (37th player, 3rd Indian) ... Hit his 200th career HR, 4/15 vs TEX (Mark Clark) ... Collected his 1,000th career hit, 8/23 vs OAK (Tim Hudson) ... 26 of his 37 homers were solo shots ... Had 4 two-homer games ... Was the 10th hardest batter to double up in AL (1 GIDP/69.6 AB) ... **2001:** Finished 7th in AL MVP voting with 107 points ... His 49 HR was 2nd-highest single-season total in CLE history (Albert Belle, 50, 1995), ranked 2nd in AL and was most by a LHH in club history, breaking Hal Trosky's 1936 mark of 42 on 8/22 ... Named to his 3rd *Sporting News* post-season All-Star team at 1st base ... His 8 consecutive 20+ homer seasons (since 1994) and his 6 consecutive 30+ homer seasons (since 1996) were new franchise records ... His 124 RBI were 5th-highest total in AL and his 122 as a 1st baseman were most by a CLE infielder since Al Rosen's 145 in 1953 ... The last CLE left-handed hitter with 120-plus RBI was Larry Doby's 126 in 1954 ... Also finished 2nd in AL in slugging % (.624), tied for 2nd in walks (111), 3rd in on-base % (.416), 5th in total bases (328) and tied for 6th in extra-base hits (76) ... Became CLE's all-time career HR leader, 5/29 at DET (Victor Santos), hitting his 243rd career homer as an Indian to surpass Albert Belle's 242 ... Became club's all-time walk leader, 9/4 vs CHI with his 858th as an Indian, passing Tris Speaker's mark of 857 ... Hit 1st career pinch-hit HR, 5/15 at TEX (Mark Petkovsek) ... Went 4-for-5, 3 R, 2 HR, 2 RBI, 6/2 vs NYY, his only 4-hit game of the season (6th career) ... Homered in a career-high and club-tying record 5 straight games, 6/9-14 ... Equaled his career high with 3 HR (2nd time) and 6 RBI (2nd time), 7/6 vs STL ... Had 6 multi-HR games (1 3-HR, 5 2-HR) ... CLE was 29-13 (.690) when he homered ... Hit .307 (141-460) with 25 2B, 46 HR & 114 RBI in 135 games, from 5/1 through end of season ... Named AL Player of the Month for July for 1st time in his career, hitting .381 (37-97) with 12 HR and a league-best 39 RBI ... Posted just the 5th month of 39 RBI or more since 1983 as he won the AL triple crown in July ... His 39 RBI were the most by an Indian in any calendar month since Hal Trosky had 45 RBI in July 1936 ... His 30 HR (tied club record for HR in a single season at home) and 81 RBI at home led all AL players ... His .361 (26-72) average with 2 outs and RISP was the 6th-highest mark in the AL ... Made 144 starts at 1B and 5 starts at DH ... His .992 fielding % was the 6th-best fielding % among AL 1st basemen ... His .313 avg vs RHP was tied for 9th in AL and his .331 mark with RISP was 8th in the league ... Hit his 17th career post-season HR in Game 3 of ALDS vs SEA ... **2002:** Hit 52 home runs, a CLE franchise record and 2nd-most in the majors, behind Alex Rodriguez' 57 ... Led AL in slugging % (.677) and walks (122) (owns top six single season walk totals in CLE history) ... Extended his club-record streak of 30+ homer seasons to 7, becoming just the 15th player in ML history to hit 30 or more homers in 7 consecutive seasons (ML record is 12 by Jimmie Foxx, 1929-40) ... Holds CLE record of 9 straight seasons with 20 or more HR ... Became the 21st different player in ML history to top the 50-HR plateau (36th time ever) ... Hit his 50th HR off Rick Reed, 9/25 at MIN; was 8-for-16 with 7 HR off Reed in 2002 ... His .304 avg marked the first time he topped .300 mark since 1996 ... Finished 1st in AL in home avg (.350), HR ratio (1 HR/9.2 AB) and RBI ratio (1 RBI/4.1 AB), 2nd in on-base % (.445), tied for 2nd in avg vs RHP (.333), 7th in RBI (118), 8th in total bases (325) and 9th in extra-base hits (73) ... Lowered strikeout total from a league-high 185 in 2001 to 139 in 2002 (tied for 5th in AL) ... AL's 3rd-hardest batter to double up (1 GIDP/96 AB) ... His .338 average in the 2nd half was the 5th-best mark in AL ... Homered in a franchise-record 7 straight games, 6/25-7/3, 3rd-longest streak in ML history, falling one shy of the record ... Homered in 4 straight games, 4/10-13 ... Hit 6th career grand slam, 4/10 vs MIN (Reed) and 7th career slam, 7/29 vs DET (game winner off Juan Acevedo) ... Reached base safely in final 55 games, 2nd-longest streak in MLB in 2002 (Ryan Klesko, 56) ... For the season, reached safely in 131 of 147 games ... Had five 2-homer games ... Had a season-high 4 hits 4 times, last: 9/13 vs MIN ... 40 of his 52 HR came against RHP ... His 26 HR after the All-Star break were 2nd only to Rodriguez' 30 in MLB ... Drove in a season-high 5 runs, 4/10 vs MIN and 7/29 vs DET ... His 11 HR in August were the most of any single month ... His 273 times on base was 5th in AL ... **Misc:** His 8 career Division Series HR are tied for most in MLB DS history ... Only Alex Rodriguez (104) has more HR than his 99 over the past 2 seasons (2002-03).

PERSONAL: James Howard Thome ... Married Andrea Pacione (11/7/98); one daughter, Lila Grace (12/15/02) ... 1988 graduate of Limestone High School (IL) where he was All-State in baseball and basketball ... Played baseball and basketball at Illinois Central College ... Was Junior College All-American honorable mention ... 2002 recipient of the John Hancock Roberto Clemente Award, given annually to the Major League Baseball player who exemplifies Clemente's passion for the game, sportsmanship & community involvement ... With the honor, John Hancock Financial Services made a \$25,000 donation in his name to the Steve Palmeiro Chapter of the National Paralysis Foundation in Leawood, KS ... Thome's nephew, Brandon, is currently unable to walk after bruising his spinal cord in June of 2001 ... Named the Marvin Miller "Man of the Year" in 2001 by the MLBPA for his numerous efforts in the community ... Served as honorary co-chairman of the United Way Home Run Derby, 1998-2002 ... Program has helped to raise nearly \$175,000 for the United Way's youth programs since 1996 ... Distributed toys to area youths at Christmas from 1998-2001 and made annual donations to Cleveland Indians Charities to fund the event ... Has raised over \$300,000 for the Children's Hospital of Illinois in Peoria ... Has a street named after him in Peoria and purchased a scoreboard for his high school baseball field ... Named "Good Guy" by *The Sporting News* for his charitable efforts ... Participated in the First Energy Grand Slam Summer Literacy Program with wife, Andrea, and served as team's honorary captain for CapCure for Prostate Cancer Awareness in 2001 ... Served as 2003 Chairman of the Phillies Fundamentals after-school program for inner city children ... Named 2003 Pro Athlete of the Year by Philadelphia Sports Writers Association ... Also did PSAs for Children's Miracle Network, The Lupus Foundation, United Way, United Cerebral Palsy, The National Conference for Community & Justice and Ohio's "Buckle Up" Public Safety Campaign.

JIM THOME'S CAREER RECORD

YEAR	CLUB	AVG	G	AB	R	H	2B	3B	HR	RBI	SH	SF	HP	BB	SO	SB	CS	E
1989	Indians, GCL	.237	55	186	22	44	5	3	0	22	3	2	1	21	33	6	4	21
1990	Burlington	.373	34	118	31	44	7	1	12	34	0	0	4	27	18	6	3	11
	Kinston	.308	33	117	19	36	4	1	4	16	0	1	1	24	26	4	1	8
1991	Canton-Akron	.337	84	294	47	99	20	2	5	45	0	3	4	44	58	8	2	17
	Colorado Springs	.285	41	151	20	43	7	3	2	28	0	3	0	12	29	0	0	6
	CLEVELAND	.255	27	98	7	25	4	2	1	9	0	0	1	5	16	1	1	8
1992	Canton-Akron	.336	30	107	16	36	9	2	1	14	0	0	1	24	30	0	2	4
	CLEVELAND	.205	40	117	8	24	3	1	2	12	0	2	2	10	34	2	0	11
	Colorado Springs	.313	12	48	11	15	4	1	2	14	0	0	1	6	16	0	0	8
1993	Charlotte	*.332	115	410	85	136	21	4	25	*102	0	4	7	76	94	1	3	15
	CLEVELAND	.266	47	154	28	41	11	0	7	22	0	5	4	29	36	2	1	6
1994	CLEVELAND	.268	98	321	58	86	20	1	20	52	1	1	0	46	84	3	3	15
1995	CLEVELAND	.314	137	452	92	142	29	3	25	73	0	3	5	97	113	4	3	16
1996	CLEVELAND	.311	151	505	122	157	28	5	38	116	0	2	6	123	141	2	2	17
1997	CLEVELAND	.286	147	496	104	142	25	0	40	102	0	8	3	*120	146	1	1	10
1998	CLEVELAND	.293	123	440	89	129	34	2	30	85	0	4	4	89	141	1	0	10
1999	CLEVELAND	.277	146	494	101	137	27	2	33	108	0	4	4	*127	*171	0	0	6
2000	CLEVELAND	.269	158	557	106	150	33	1	37	106	0	5	4	118	171	1	0	5
2001	CLEVELAND	.291	156	526	101	153	26	1	49	124	0	3	4	111	*185	0	1	10
2002	CLEVELAND	.304	147	480	101	146	19	2	52	118	0	6	5	*122	139	1	2	10
2003	PHILLIES	.266	159	578	111	154	30	3	*47	131	0	5	4	111	*182	0	3	5
Minors Totals		.317	404	1431	251	453	77	17	51	275	3	13	19	234	304	25	15	90
AL Totals		.287	1377	4640	917	1332	259	20	334	927	1	43	42	997	1377	18	14	124
NL Totals		.266	159	578	111	154	30	3	47	131	0	5	4	111	182	0	3	5
ML Totals		.285	1536	5218	1028	1486	289	23	381	1058	1	48	46	1108	1559	18	17	129

* League Leader

THOME'S DIVISION SERIES RECORD

YEAR	CLUB, OPP.	AVG	G	AB	R	H	2B	3B	HR	RBI	SH	SF	HP	BB	SO	SB	CS	E
1995	CLE, BOS	.154	3	13	1	2	0	0	1	3	0	0	0	1	6	0	0	0
1996	CLE, BAL	.300	4	10	1	3	0	0	0	0	0	0	1	1	5	0	0	0
1997	CLE, NYY	.200	4	15	1	3	0	0	0	1	1	0	0	0	5	0	0	0
1998	CLE, BOS	.133	4	15	2	2	0	0	2	2	0	0	0	2	5	0	0	0
1999	CLE, BOS	.353	5	17	7	6	0	0	4	10	0	0	0	4	5	0	0	0
2001	CLE, SEA	.158	5	19	2	3	0	0	1	1	0	0	0	2	8	0	0	0
DS Totals		.213	25	89	14	19	0	0	8	17	1	0	1	10	34	0	0	0

THOME'S LEAGUE CHAMPIONSHIP SERIES RECORD

YEAR	CLUB, OPP.	AVG	G	AB	R	H	2B	3B	HR	RBI	SH	SF	HP	BB	SO	SB	CS	E
1995	CLE, SEA	.267	5	15	2	4	0	0	2	5	0	0	0	2	3	0	0	1
1997	CLE, BAL	.071	6	14	3	1	0	0	0	0	0	0	0	5	4	0	0	0
1998	CLE, NYY	.304	6	23	4	7	0	0	4	8	0	0	1	1	8	0	0	0
LCS Totals		.231	17	52	9	12	0	0	6	13	0	0	1	8	15	0	0	1

THOME'S WORLD SERIES RECORD

YEAR	CLUB, OPP.	AVG	G	AB	R	H	2B	3B	HR	RBI	SH	SF	HP	BB	SO	SB	CS	E
1995	CLE, ATL	.211	6	19	1	4	1	0	1	2	0	0	0	2	5	0	0	1
1997	CLE, FLA	.286	7	28	8	8	0	1	2	4	0	0	0	5	7	0	0	1
WS Totals		.255	13	47	9	12	1	1	3	6	0	0	0	7	12	0	0	2

THOME'S ALL-STAR GAME RECORD

YEAR	CLUB, SITE	AVG	G	AB	R	H	2B	3B	HR	RBI	SH	SF	HP	BB	SO	SB	CS	E
1997	AL, CLE	.000	1	1	0	0	0	0	0	0	0	0	0	0	0	0	0	0
1998	AL, COL	.000	1	2	1	0	0	0	0	0	0	0	0	2	1	0	0	0
1999	AL, BOS	.500	1	2	1	1	0	0	0	1	0	0	0	1	0	0	0	0
ASG Totals		.200	3	5	2	1	0	0	0	1	0	0	0	3	1	0	0	0



THOME'S CAREER TRANSACTIONS

- Selected by Cleveland Indians in 13th round of June 1989 draft.
- On disabled list with strained right wrist, March 28-May 18, 1992; included rehabilitation assignment to Canton-Akron, May 9-18.
- On disabled list with strained right shoulder, May 20-June 15, 1992; included rehabilitation assignment to Canton-Akron, June 1-15.
- On disabled list with broken hamate bone in right hand, August 8-September 16, 1998.
- Signed by Philadelphia as a free agent, December 3, 2002.

THOME'S CAREER BATTING BREAKDOWN

2003					CAREER					
AVG	AB	H	HR	RBI	AVG	AB	H	HR	RBI	
.286	21	6	2	4	Arizona	.344	32	11	5	7
.194	72	14	5	12	Atlanta	.194	72	14	5	12
.391	23	9	2	7	Chicago	.353	51	18	3	11
.286	35	10	1	8	Cincinnati	.270	111	30	6	20
.056	18	1	0	1	Colorado	.069	29	2	0	2
.271	70	19	6	17	Florida	.247	77	19	6	17
.286	21	6	3	7	Houston	.279	61	17	5	19
.150	20	3	1	3	Los Angeles	.150	20	3	1	3
.273	22	6	3	6	Milwaukee	.268	224	60	18	47
.292	65	19	4	10	Montreal	.301	73	22	4	10
.294	68	20	5	14	New York	.282	78	22	6	16
-	-	-	-	-	Philadelphia	.286	7	2	0	1
.292	24	7	1	10	Pittsburgh	.319	72	23	4	20
.450	20	9	5	10	St. Louis	.446	56	25	13	28
.143	21	3	0	6	San Diego	.143	21	3	0	6
.250	20	5	2	3	San Francisco	.250	20	5	2	3
.200	10	2	1	2	Anaheim	.312	269	84	18	54
.400	15	6	2	3	Baltimore	.259	297	77	18	65
.500	12	6	2	4	Boston	.269	375	101	26	73
-	-	-	-	-	Chicago	.293	406	119	37	97
-	-	-	-	-	Detroit	.310	410	127	41	94
-	-	-	-	-	Kansas City	.318	384	122	25	79
-	-	-	-	-	Minnesota	.332	458	152	41	95
-	-	-	-	-	New York	.254	299	76	22	55
.200	10	2	1	3	Oakland	.283	286	81	22	62
.091	11	1	1	1	Seattle	.258	233	60	8	32
-	-	-	-	-	Tampa Bay	.326	132	43	10	25
-	-	-	-	-	Texas	.240	333	80	18	59
-	-	-	-	-	Toronto	.265	332	88	17	46
.750	4	3	0	1	March	.444	9	4	0	2
.227	97	22	4	18	April	.268	710	190	40	133
.297	91	27	8	23	May	.289	873	252	65	171
.245	94	23	9	16	June	.294	872	256	80	190
.276	105	29	6	22	July	.293	900	264	67	189
.265	98	26	10	21	August	.302	883	267	70	184
.270	89	24	10	30	September	.260	894	232	57	181
-	-	-	-	-	October	.273	77	21	2	8
.251	291	73	28	73	Home	.294	2577	758	210	598
.282	287	81	19	58	Road	.276	2641	728	171	460
.312	189	59	14	41	Day	.277	1630	452	103	343
.244	389	95	33	90	Night	.288	3588	1034	278	715
.290	259	75	19	57	Grass	.286	4269	1219	311	879
.248	319	79	28	74	Turf	.281	949	267	70	179
.266	331	88	23	67	Pre-ASG	.288	2749	792	206	562
.267	247	66	24	64	Post-ASG	.281	2469	694	175	496
.254	177	45	10	34	vs LHP	.249	1467	365	63	245
.272	401	109	37	97	vs RHP	.299	3751	1121	318	813
.277	159	44	13	81	RISP	.286	1422	407	89	675
.211	19	4	0	11	Bases loaded	.303	132	40	7	116
-	0	0	0	0	Pinch-hitting	.225	40	9	1	3
.143	7	1	1	1	DH	.261	403	105	24	71

THOME'S CAREER STATS BY BALLPARK

	AVG	AB	H	HR	RBI		AVG	AB	H	HR	RBI
Bank One Ballpark	.455	11	5	2	4	County Stadium	.289	83	24	6	23
Turner Field	.222	36	8	1	5	Miller Park	.300	10	3	1	2
Wrigley Field	.400	15	6	1	3	Olympic Stadium	.250	36	9	0	1
Cinergy Field	.278	36	10	2	4	Shea Stadium	.314	35	11	3	8
Great American Ball Park	.333	24	8	0	4	Veterans Stadium	.251	291	73	28	73
Coors Field	.091	22	2	0	1	Three Rivers Stadium	.235	17	4	1	3
Pro Player Stadium	.275	40	11	2	7	PNC Park	.318	22	7	1	7
Astrodome	.250	16	4	0	5	Busch Stadium	.345	29	10	4	9
Minute Maid Park	.333	21	7	1	8	Qualcomm Stadium	.182	11	2	0	3
Dodger Stadium	.077	13	1	1	1	SBC Park	.273	11	3	1	1
Angel Stadium	.306	144	44	8	24	Metrodome	.343	239	82	22	50
Memorial Stadium	.313	16	5	0	4	Yankee Stadium	.220	159	35	10	23
Camden Yards	.219	160	35	11	29	N.A. Coliseum	.288	132	38	9	28
Fenway Park	.267	180	48	15	35	Kingdome	.267	75	20	2	8
US Cellular Field	.281	196	55	14	40	SAFECO Field	.196	56	11	1	6
Cleveland Stadium	.237	215	51	6	25	Tropicana Field	.338	71	24	6	13
Jacobs Field	.306	2071	634	176	500	Arlington Stadium	.250	20	5	1	2
Tiger Stadium	.314	118	37	11	20	Ballpark in Arlington	.268	153	41	9	24
Comerica Park	.239	88	21	7	13	SkyDome	.253	154	39	9	20
Kauffman Stadium	.276	192	53	9	22						

2004 PHILLIES

THOME'S CAREER FIELDING

POSITION	PCT	G	PO	A	E	TC	DP
First base	.993	912	7607	593	56	8256	769
Third base	.940	492	285	856	73	1214	77

THOME'S GAME HIGHS

HITS: 4 – 6 times, last: 6/2/01 at NYY ... **RUNS:** 4 – 3 times, last: 9/5/99 at BAL ... **DOUBLES:** 2 – 19 times, last: 7/12/03 at NYM (11 inn) ... **TRIPLES:** 2 – 9/18/95 at CWS ... **HOME RUNS:** 3 – 7/22/94 vs CWS and 7/6/01 vs STL ... 2 – 30 times, last: 9/27/03 vs ATL (10 inn) ... **RBI:** 6 – 8/18/96 vs DET and 7/6/01 vs STL ... **WALKS:** 4 – 6 times, last: 7/7/01 vs STL ... **STOLEN BASES:** 1 ... **HITTING STREAK:** 16 games - 5/25-6/10/98 ... **GRAND SLAMS:** 1 – 7 times, last: 7/28/02 vs DET (Juan Acevedo) ... **PINCH-HR:** 5/15/01 at TEX (Mark Petkovsek) ... **INSIDE-THE-PARK HR:** None.

MAJOR LEAGUE BASEBALL RANKINGS

HOME RUNS, CAREER

25. Dave Winfield	465
26. Jose Canseco	462
27. Carl Yastrzemski	452
28. Dave Kingman	442
29. Andre Dawson	438
30. Cal Ripken, Jr.	431
31. Juan Gonzalez	429
32. Billy Williams	426
33. Jeff Bagwell	419
34. Frank Thomas	418
35. Darrell Evans	414
36. Duke Snider	407
37. Al Kaline	399
38. Andres Galarraga	398
Dale Murphy	398
Joe Carter	396
41. Graig Nettles	390
42. Johnny Bench	389
43. Dwight Evans	385
44. Harold Baines	384
45. Frank Howard	382
Jim Rice	382
47. Albert Belle	381
JIM THOME*	381
49. Orlando Cepeda	379
Tony Perez	379
Gary Sheffield	379

WALKS, CAREER

39. Ty Cobb	1249
40. Willie Randolph	1243
41. Edgar Martinez	1225
42. Rafael Palmeiro	1224
Jimmy Wynn	1224
44. Dave Winfield	1216
45. Pee Wee Reese	1210
46. Rich Ashburn	1198
John Olerud	1198
48. Brian Downing	1197
Lou Whitaker	1197
50. Chili Davis	1194
51. Billy Hamilton	1187
52. Charlie Gehringer	1186
53. Donie Bush	1158
54. Max Bishop	1153
Toby Harrah	1153
56. Harry Hooper	1136
57. Jimmy Sheckard	1135
58. Brett Butler	1129
Cal Ripken, Jr.	1129
60. Gary Sheffield	1110
61. Ron Santo	1108
JIM THOME*	1108

*Ranks 9th among active players

ON-Base %, CAREER

Top 10 active (overall ranking with min. 5000 AB)

1. Barry Bonds	.433 (4th)
2. Frank Thomas	.428 (5th)
3. Todd Helton	.425
4. Edgar Martinez	.423 (9th)
5. Brian Giles	.417
6. Jason Giambi	.415
7. Manny Ramirez	.413 (15th)
8. Jeff Bagwell	.411 (16th)
JIM THOME	.411 (16th)
10. BOBBY ABREU	.409

SLUGGING %, CAREER

Top 10 active (overall ranking with min. 5000 AB)

1. Todd Helton	.616
2. Barry Bonds	.602 (6th)
3. Manny Ramirez	.598 (7th)
4. Vladimir Guerrero	.588
5. Alex Rodriguez	.581
6. Mike Piazza	.572 (11th)
7. Frank Thomas	.568 (12th)
JIM THOME	.568 (12th)
9. Larry Walker	.567 (14th)
10. Juan Gonzalez	.563 (16th)

*Ranks 10th among active players



CHASE UTLEY ★ 2B

B-T: L-R

HT: 6-1; WT: 183

AGE: 25, turns 26 on December 17

BORN: December 17, 1978, Pasadena, CA

RESIDES: Las Vegas, NV

ML SERVICE: 60 days

HOW OBTAINED: Phillies 1st round pick (15th overall) in June 2000 draft.

2003 SEASON: Returned to 2nd base during spring training ... Began season with Phillies as an extra man ... Made ML debut, 4/4 vs PIT (struck out in pinch-AB) ... Turned out to be his only at-bat before being optioned to Scranton (AAA), 4/6 (RHP Eric Junge recalled) ... Recalled on 4/24 (2B Placido Polanco on DL) ... Made 1st ML start, 4/24 vs COL, and hit a grand slam in his 2nd at-bat of the game for his 1st ML hit ... Became 3rd Phillie in franchise history to hit a grand slam for his 1st hit and 1st since Jim Command, 7/11/54 at BKN ... First Phillie to homer for his 1st hit since Marlon Anderson, 9/8/98 vs NYM ... Overall, went 2-for-4, 2B, HR, 4 RBI in 1st ML start ... Optioned back to Scranton, 5/1 (Polanco activated) ... Clubbed 2 HR, 5/28 vs Columbus ... Phillies Minor League Player of the Week, 6/2-8 (.482, 1 2B, 2 HR, 5 RBI, 6 R, 1 BB, 1 SB) ... Batted .500 (24-48), 4 2B, 3 HR, 6 RBI during 12-game hit streak (9 multi-hit) to raise avg from .307 to .348 ... Starting 2nd baseman for International League in Triple-A All-Star Game ... Homered in back-to-back games 3 times, including final two minor league games, 8/12-13 vs Buffalo ... Named Red Barons Player of the Year ... Finished 3rd in International League in avg (.323), tied for 2nd in runs (80), 3rd in slugging % (.517) and 4th in on-base % (.390) ... Recalled on 8/14 (RHP Brandon Duckworth optioned) and became everyday 2nd baseman (Polanco moved to 3B) ... Was hitting .405 with 4 HR in 12 August games at time of promotion ... Hit .364 (8-22), 2 2B, 3 RBI in first 6 games with Phillies ... Stole 1st ML base, 8/30 at NYM ... Trailing 3-2 with bases loaded in 8th inning, 9/2 vs MTL, hit 1st ML triple (Javier Vazquez) in 5-3 win ... Reached base in 4 of 5 plate appearances and scored career-high 3 runs, 9/9 at ATL (H, 2 BB, 2 HBP) ... Hit 2nd career HR, 9/11 at ATL (Greg Maddux) ... Hit GW RBI single in 10th inning, 9/27 vs ATL in 7-6 win ... Was final batter in history of Veterans Stadium, 9/28 vs ATL (grounded out) ... Named 4th-best prospect in IL by *Baseball America* and to the 2003 Topps/Minor League Baseball Triple-A All-Star team.

CAREER: Four-year pro ... **2000:** Phillies 1st selection (15th overall) in June draft ... Made pro debut with Batavia (A), 7/30 vs Vermont ... Tied for team lead in doubles (13) ... Hit safely in 29 of 40 games with 14 multi-hit games ... Hit .368 (7-19) in first 4 pro games ... Reached base safely in 18 straight games, 8/9-24 ... Hit 1st pro HR, 8/12 vs Utica ... Phillies Minor League Player of the Month for August ... Hit .353 (6-17), 2 2B, 1 HR, 7 RBI in final 4 games ... Hit .286 (2-7), 1 RBI in 2 New York-Penn League playoff games ... Played in Florida Instructional League ... Named Phillies' 5th-best prospect by *Baseball America* ... **2001:** Non-roster invitee to big league camp ... Spent entire season with Clearwater (A) ... Tied for team lead in HR (16), 2nd in hits (120) and tied for 2nd in stolen bases (19) ... Florida State League All-Star ... Participated in MLB's All-Star Futures Game played at SAFECO Field (2-3, HR, 2 RBI, SB, 2 runs) ... Led all FSL 2nd basemen in total chances (574) ... Phillies Minor League Player of the Week, 7/2-8 (.615, 1 3B, 2 HR, 6 RBI) ... Was 3-for-3, 3 R, 1 HR, 4 RBI, 7/6 vs Dunedin ... Had season-high 12-game hit streak, 8/18-29 (.457, 21-46, 4 2B, 3 HR, 10 RBI); 7 of 12 games were multi-hit games ... Played in FIL ... **2002:** Non-roster invitee to big league camp ... Converted from 2nd base to 3rd base during spring training ... Made the jump from single-A Clearwater to triple-A Scranton ... Recipient of Paul Owens Award as best player in the Phillies minor league system ... Set a Scranton single-season record and led the International League with 39 doubles ... Tied for 3rd in IL with 57 extra-base hits ... Led team with 17 HR ... Phillies Minor League Player of the Week, 4/15-21 (.444, 8-18, 2 HR, 8 RBI) ... Went 4-for-5 with 4 runs, 2 doubles, HR and 5 RBI, 6/24 vs Columbus ... Sprained his left ankle, 8/12 at Pawtucket, missing 17 games ... His fielding improved as the season went on - made 14 errors in first 25 games and another 14 in his last 68 games, including just 5 in his final 41 games ... Hit .308, 6 2B, 1 3B, 4 HR, 23 RBI for Grand Canyon in Arizona Fall League ... Average ranked tied for 7th in AFL ... Rated 2nd-best prospect in Phillies minor league system and 14th-best in IL by *Baseball America*.

PERSONAL: Chase Cameron Utley ... Single ... 1997 graduate of Long Beach Polytechnic High School (CA) ... Attended UCLA ... Hit .342 with 174 RBI in 177 career games at UCLA; hit .382 with 22 HR, 69 RBI in 64 games his junior year ... Ranks 4th on school's all-time HR list (53) ... 108 hits ranks tied for 2nd on UCLA's single season list ... Named Outstanding Player of the 2000 Oklahoma City Regional ... Selected as 1st-team All-American by *The Sporting News* and NCBWA.

CHASE UTLEY'S CAREER RECORD

YEAR	CLUB	AVG	G	AB	R	H	2B	3B	HR	RBI	SH	SF	HP	BB	SO	SB	CS	E
2000	Batavia	.307	40	153	21	47	13	1	2	22	0	2	2	18	23	5	3	3
2001	Clearwater	.257	122	467	65	120	25	2	16	59	1	6	12	37	88	19	8	17
2002	Scranton	.263	125	464	73	122	*39	1	17	70	0	4	20	46	89	8	3	28
2003	PHILLIES	.239	43	134	13	32	10	1	2	21	0	1	6	11	22	2	0	3
	Scranton	.323	113	431	80	139	26	2	18	77	0	7	11	41	75	10	4	13
Minors Totals		.283	400	1515	239	428	103	6	53	228	1	19	45	142	275	42	18	61
ML Totals		.239	43	134	13	32	10	1	2	21	0	1	6	11	22	2	0	3

* League Leader

UTLEY'S CAREER TRANSACTIONS

- Selected by Los Angeles Dodgers in June 1997 draft, but did not sign.
- Selected by Philadelphia in 1st round (15th overall pick) of June 2000 draft.

UTLEY'S CAREER BATTING BREAKDOWN

	2003/CAREER				
	AVG	AB	H	HR	RBI
Atlanta	.350	20	7	1	4
Cincinnati	.167	6	1	0	0
Colorado	.500	4	2	1	4
Florida	.300	10	3	0	1
Los Angeles	.333	3	1	0	0
Milwaukee	.500	12	6	0	1
Montreal	.250	20	5	0	5
New York	.071	14	1	0	1
Pittsburgh	.154	13	2	0	2
St. Louis	.150	20	3	0	3
San Francisco	.000	7	0	0	0
Boston	.200	5	1	0	0
April	.200	15	3	1	4
August	.240	50	12	0	4
September	.246	69	17	1	13

	2003/CAREER				
	AVG	AB	H	HR	RBI
Home	.246	69	17	1	15
Road	.231	65	15	1	6
Day	.243	37	9	1	9
Night	.237	97	23	1	12
Grass	.226	53	12	1	6
Turf	.247	81	20	1	15
Pre-ASG	.200	15	3	1	4
Post-ASG	.244	119	29	1	17
vs LHP	.333	12	4	0	2
vs RHP	.230	122	28	2	19
RISP	.300	40	12	1	19
Bases loaded	.333	6	2	1	8
Pinch-hitting	.000	4	0	0	0

UTLEY'S CAREER STATS BY BALLPARK

	AVG	AB	H	HR	RBI		AVG	AB	H	HR	RBI
Turner Field	.400	10	4	1	3	Shea Stadium	.000	6	0	0	0
Pro Player Stadium	.250	4	1	0	0	Veterans Stadium	.246	69	17	1	15
Dodger Stadium	.333	3	1	0	0	PNC Park	.167	12	2	0	2
Miller Park	.375	8	3	0	0	Busch Stadium	.100	10	1	0	1
Olympic Stadium	.250	12	3	0	0						

UTLEY'S CAREER FIELDING

POSITION	PCT	G	PO	A	E	TC	DP
Second base	.983	37	65	107	3	175	31

UTLEY'S GAME HIGHS

HITS: 3 – 8/14/03 vs MIL... **RUNS:** 3 – 9/9/03 at ATL... **DOUBLES:** 2 – 9/16/03 vs FLA... **TRIPLES:** 1... **HOME RUNS:** 1... **RBI:** 4 – 4/24/03 vs COL... **WALKS:** 2 – 9/9/03 at ATL... **STOLEN BASES:** 1... **HITTING STREAK:** 3 games – 6 times in 2003... **GRAND SLAMS:** 1 – 4/24/03 vs COL (Aaron Cook)... **PINCH-HR:** None... **INSIDE-THE-PARK HR:** None.

BILLY WAGNER ★ LHP



13

B-T: L-L

HT: 5-11; WT: 195

AGE: 32, turns 33 on July 25

BORN: July 25, 1971, Tannersville, VA

RESIDES: Charlottesville, VA

ML SERVICE: 7 years, 139 days

HOW OBTAINED: Acquired from Houston Astros for Brandon Duckworth, Taylor Buchholz and Ezequiel Astacio, 11/3/03.

CONTRACT STATUS: Signed a three-year contract, 1/22/02, taking him through 2004 with a club option for 2005.

2003 SEASON: Reached career highs in saves (44), innings (86.0) and games (78) ... 44 saves were a HOU franchise record, breaking his own of 39, set twice (1999 & 2001) ... Set record with 40th save, 9/9 at MIL (1.0 IP, 2 SO) ... Made 3rd career All-Star appearance, 7/15 at U.S. Cellular Field (1.0 IP, 1 ER) ... Finished 3rd in major leagues in saves, behind only LA's Eric Gagne (55) and ATL's John Smoltz (45) ... Ranked 3rd in NL in save % (.936, 44-47) ... Among NL relievers, tied for 1st in games finished (67), finished 2nd in SO (105), 3rd in opp avg (.169) and 5th in ERA (1.78), innings and SO/9.0 IP (10.99) ... Ranked by Elias Sports Bureau as 2nd-best major league reliever ... Named Astros Pitcher of the Year by Houston Chapter of BBWAA ... Converted a franchise-record 22 consecutive save opportunities, 7/8-9/27, breaking his previous club record of 19, 4/19-7/9/98 ... Became 20th pitcher in MLB history to record 30 or more saves in at least 5 seasons ... Recorded 600th career strikeout, 4/24 at NYM (Jay Bell) ... Converted 16 straight save opportunities, 5/2-6/17, including 11 in May, tied with Eric Gagne for most in majors ... Posted 0.77 ERA (2 ER, 23.1 IP) in 22 games, 5/2-6/17 ... Scored 1st ML run, 6/4 vs BAL ... Recorded 200th career save to set all-time HOU record (surpassing Dave Smith's 199), 6/8 vs TB ... Pitched perfect 9th inning (2 SO) to close out combined 6-pitcher no-hitter, 6/11 at NYY; 1st no-hitter against NYY since 1958 ... Had a season-best 20.2-inning scoreless streak (19 G), 7/2-8/19 (8 H, 5 BB, 28 SO) ... Converted the save in 9 straight appearances, 7/8-26 ... Had a 15.1-inning scoreless streak (13 G), 8/24-9/20 (7 H, 5 BB, 13 SO) ... Overall, posted a 0.24 ERA (1 ER, 37.0 IP) in 33 appearances, 7/1-9/20 ... Had only 3rd and final blown save of season, 7/1 vs MIL, converting final 22 saves of season.

CAREER: 11-year pro ... **1993:** Rated by *Baseball America* as top collegiate prospect with the best velocity among draft-eligible players ... Spent 1st pro season with Auburn (A) ... **1994:** Tied for most SO (204) in pro baseball with SEA's Randy Johnson ... Averaged 12 SO/9.0 IP ... Midwest League Player of the Week, 7/17-23 ... **1995:** Split season between Jackson (AA) and Tucson (AAA) ... Had contract purchased by HOU, 9/12 ... Made ML debut, 9/13 at NYM (0.1 IP) ... **1996:** Began season with Tucson ... Recalled on 6/2 ... Earned 1st ML win, 6/8 vs PHI ... Pitched 3.0 shutout innings for 1st ML save, 6/14 at SF ... Placed on 15-day DL, 8/23 (strained left groin) ... Activated, 9/7 ... Named Astros Rookie of the Year by HOU chapter of BBWAA ... Selected by major league managers as LHP on Topps-Rookie All-Star team ... Pitched Winter Ball for Santurce, PR ... **1997:** First full season as ML closer ... Converted 23 of 29 save opportunities (79.3%) ... Set a ML record for SO/9.0 IP with a 14.4 ratio (106 SO/66.1 IP), eclipsing Rob Dibble's 1992 record of 14.1 (110 SO/70.1 IP) ... Did not allow a run in first 10 appearances, 4/1-25 (13.0 IP, 23 SO) ... Converted first 9 save opportunities ... Went 3-0 with 5 saves, 0.69 ERA in 10 July appearances (1 ER, 13.0 IP, 19 SO) ... Had a 1.64 ERA entering August ... Pitched in 1 game of NLDS vs ATL (2 ER, 1.0 IP) ... **1998:** Had 3rd-best single-season saves record for HOU (30) ... Converted 19 consecutive saves, 4/16-7/9 ... Suffered a concussion after being struck on the left side of his head behind the ear by a line drive off the bat of Kelly Stinnett in bottom of 9th inning, 7/15 at ARI, and was removed from the field on a stretcher ... Placed on 15-day DL, 7/16 ... Following a rehab assignment to Jackson, was activated, 8/6 ... His first game back was 8/9 vs PHI ... **1999:** Won NL Rolaids Relief Man of the Year award ... 39 saves set single-season record for HOU ... Received 3 third-place votes in Cy Young balloting ... Had more saves than hits allowed (35) ... Averaged 15.0 SO/9.0 IP with a career-high 124 in 74.2 IP ... Struck out the side in 15 appearances, 11 in order ... Had a 19.1-inning scoreless streak, 5/23-7/6 ... Posted a 0.80 ERA following All-Star break ... Struck out 8 straight batters, 8/13-18 ... Appeared in 14 straight HOU wins, 8/16-9/11 ... Earned 100th career save, 9/29 vs CIN ... Finished season with 23.1-inning scoreless streak (21 G) ... Team was 53-13 in his 66 games ... **2000:** Appeared in only 28 games after missing final 3½ months with a partially torn flexor tendon in his left elbow ... Only ML season with an ERA above 3.00 ... Began season by retiring 16 of first 20 batters he faced ... Had a 1.98 ERA through first 14 appearances ... Blew 5 straight save opportunities (0-2), 5/12-26 ... Underwent surgery to reattach the flexor tendon to the bond, 6/27, and missed remainder of season (Dr. Lewis Yocum) ... **2001:** Converted 39 of 41 save opportunities (95.1%) en route to NL All-Star squad ... Began season with 8.0 shutout innings (8 G) ... Converted 18 straight save opportunities (25 G), 5/12-7/26 ... Placed on 15-day DL, 6/4 (left forearm strain) ... Activated on 6/18 ... Allowed runs in only 3 of his final 23 appearances; team was 20-3 ... Converted final 15 saves of season ... Held opponents to .198 avg ... **2002:** Ranked 9th in NL in saves (35) and 7th in games finished (61) ... Allowed only 1 HR through first 27 games (28.1 IP) ... Had a 12.0-inning scoreless streak, 4/21-5/23 (5 H, 15 SO) ... Earned 150th career save, 5/4 vs NYM ... Recorded 10 saves in August ... Finished season with 15.0-inning scoreless streak (14 G), 8/23-9/25 ... **Misc:** Since Opening Day 2001, has converted a major-league best 118 saves in 129 chances (.951) ... Has a career save % of .856 (225-263) ... Ranks 26th on MLB's all-time list with 225 saves, two shy of Hoyt Wilhelm ... Ranks 2nd on Astros career appearance list (464); in those appearances, the Astros were 343-121 (.739).

PERSONAL: William Edward Wagner ... Married Sarah Quesenberry (12/10/94); two sons, William James (7/29/98) and Jeremy (11/7/00) and one daughter, Olivia Kathleen (6/13/03) ... Attended Tazewell High School ... Went 17-3 in 3 years at Ferrum College (VA) ... Holds single-season NCAA records for SO/9.0 IP (19.1 in 1992) and fewest hits allowed per game (1.58 in 1992) ... Holds the Division III mark for career SO (327 in 182.1 IP) ... Inducted into Salem-Roanoke Baseball Hall of Fame in Salem, VA in February 2003.

BILLY WAGNER'S CAREER RECORD

YEAR	CLUB	W-L	ERA	G	GS	CG	SHO	SV	IP	H	R	ER	HR	HB	BB	SO	WP	BK
1993	Auburn	1-3	4.08	7	7	0	0	0	28.2	25	19	13	2	1	25	31	8	1
1994	Quad City	8-9	3.29	26	26	2	0	0	153.0	99	71	56	9	8	91	204	12	9
1995	Jackson	2-2	2.57	12	12	0	0	0	70.0	49	25	20	7	4	36	77	4	1
	Tucson	5-3	3.18	13	13	0	0	0	76.1	70	28	27	3	1	32	80	4	0
	HOUSTON	0-0	0.00	1	0	0	0	0	0.1	0	0	0	0	0	0	0	0	0
1996	Tucson	6-2	3.28	12	12	1	1	1	74.0	62	32	27	2	6	33	86	5	1
	HOUSTON	2-2	2.44	37	0	0	0	9	51.2	28	16	14	6	3	30	67	1	0
1997	HOUSTON	7-8	2.85	62	0	0	0	23	66.1	49	23	21	5	3	30	106	3	0
1998	HOUSTON	4-3	2.70	58	0	0	0	30	60.0	46	19	18	6	0	25	97	2	0
	Jackson-a	0-0	0.00	3	1	0	0	0	3.0	1	0	0	0	0	0	7	0	0
1999	HOUSTON	4-1	1.57	66	0	0	0	39	74.2	35	14	13	5	1	23	124	2	0
2000	HOUSTON	2-4	6.18	28	0	0	0	6	27.2	28	19	19	6	1	18	28	7	0
2001	HOUSTON	2-5	2.73	64	0	0	0	39	62.2	44	19	19	5	5	20	79	3	0
	Round Rock-a	0-0	0.00	1	1	0	0	0	1.0	0	0	0	0	0	0	2	0	0
2002	HOUSTON	4-2	2.52	70	0	0	0	35	75.0	51	21	21	7	2	22	88	6	0
2003	HOUSTON	1-4	1.78	78	0	0	0	44	86.0	52	18	17	8	3	23	105	4	0
Minors Totals		22-19	3.17	74	72	3	1	0	406.0	306	175	143	23	20	217	487	33	12
ML Totals		26-29	2.53	464	0	0	0	225	504.1	333	149	142	48	18	191	694	28	0

a-Rehabilitation Assignment

WAGNER'S DIVISION SERIES RECORD

YEAR	CLUB, OPP.	W-L	ERA	G	GS	CG	SHO	SV	IP	H	R	ER	HR	HB	BB	SO	WP	BK
1997	HOU, ATL	0-0	18.00	1	0	0	0	0	1.0	3	2	2	0	0	0	2	0	0
1998	HOU, SD	1-0	18.00	1	0	0	0	0	1.0	4	2	2	1	0	0	1	0	0
1999	HOU, ATL	0-0	0.00	1	0	0	0	0	1.0	0	0	0	0	0	0	1	0	0
2001	HOU, ATL	0-0	5.40	2	0	0	0	0	1.2	1	1	1	1	1	0	3	1	0
DS Totals		1-0	9.64	5	0	0	0	0	4.2	8	5	5	2	1	0	7	1	0

WAGNER'S ALL-STAR GAME RECORD

YEAR	CLUB, SITE	W-L	ERA	G	GS	CG	SHO	SV	IP	H	R	ER	HR	HB	BB	SO	WP	BK
1999	NL, BOS	0-0	0.00	1	0	0	0	0	0.2	0	0	0	0	0	0	2	0	0
2001	NL, SEA	0-0	0.00	1	0	0	0	0	0.1	0	0	0	0	0	0	0	0	0
2003	NL, CWS	0-0	9.00	1	0	0	0	0	1.0	1	1	1	1	0	0	0	0	0
ASG Totals		0-0	4.50	3	0	0	0	0	2.0	1	1	1	1	0	0	2	0	0

WAGNER'S MAJOR LEAGUE HITTING TOTALS

	AVG	AB	R	H	2B	3B	HR	RBI	SH	SF	HP	BB	SO	SB	CS	E
2003	.000	2	1	0	0	0	0	1	0	0	0	0	0	0	0	0
Career	.067	15	1	1	0	0	0	1	0	0	0	1	8	0	0	3

WAGNER'S CAREER TRANSACTIONS

- Selected by Houston Astros in 1st round (12th overall) of June 1993 draft.
- On disabled list with a strained left groin, August 23-September 7, 1996.
- On disabled list with a concussion, July 16-August 7, 1998; included rehabilitation assignment to Jackson, August 1-7.
- On disabled list with a partially torn flexor tendon in his left elbow, June 21, 2000 through remainder of season.
- On disabled list with a left forearm strain, June 4-18, 2001; included rehabilitation assignment to Round Rock, June 16-17.
- Traded to Philadelphia for Brandon Duckworth (rhp), Taylor Buchholz (rhp) and Ezequiel Astacio (rhp), November 3, 2003.



WAGNER'S CAREER PITCHING BREAKDOWN

2003					CAREER					
W-L-S	ERA	G	IP	ER		W-L-S	ERA	G	IP	ER
0-1-1	9.00	2	2.0	2	Arizona	2-2-10	5.59	18	19.1	12
0-1-0	9.00	2	2.0	2	Atlanta	1-2-10	4.38	24	24.2	12
0-0-3	1.42	5	6.1	1	Chicago	4-1-21	1.51	35	41.2	7
0-0-8	1.35	12	13.1	2	Cincinnati	2-2-31	2.06	50	52.1	12
1-0-0	0.00	1	1.0	0	Colorado	1-2-5	3.12	23	26.0	9
0-0-4	0.00	4	4.0	0	Florida	0-3-15	2.33	24	27.0	7
0-0-0	0.00	1	1.0	0	Los Angeles	2-2-5	4.24	20	23.1	11
0-0-3	3.00	8	9.0	3	Milwaukee	0-1-20	1.88	38	38.1	8
0-1-0	3.86	1	2.1	1	Montreal	1-1-10	1.33	18	20.1	3
0-0-0	0.00	3	2.2	0	New York	2-0-7	3.21	25	28.0	10
0-0-2	0.00	3	3.0	0	Philadelphia	2-2-10	2.70	24	26.2	8
0-0-5	0.00	7	7.0	0	Pittsburgh	1-3-16	2.80	36	35.1	11
0-0-7	0.00	10	12.0	0	St. Louis	1-1-23	1.30	42	48.1	7
0-0-3	0.00	4	5.1	0	San Diego	2-3-16	2.76	29	29.1	9
0-1-2	7.36	4	3.2	3	San Francisco	1-4-11	2.63	24	27.1	8
0-0-1	6.75	1	1.1	1	Baltimore	0-0-1	6.75	1	1.1	1
0-0-0	0.00	2	2.0	0	Boston	0-0-0	0.00	2	2.0	0
-	-	-	-	-	Chicago	0-0-0	0.00	2	2.0	0
-	-	-	-	-	Cleveland	1-0-1	4.15	4	4.1	2
-	-	-	-	-	Detroit	1-0-2	0.00	4	4.1	0
-	-	-	-	-	Kansas City	0-0-2	0.00	3	3.0	0
-	-	-	-	-	Minnesota	1-0-2	0.00	4	3.2	0
0-0-0	0.00	1	1.0	0	New York	0-0-0	0.00	1	1.0	0
-	-	-	-	-	Seattle	0-0-0	0.00	2	3.0	0
0-0-3	0.00	3	3.0	0	Tampa Bay	0-0-3	0.00	3	3.0	0
0-0-2	4.50	4	4.0	2	Texas	1-0-4	5.19	8	8.2	5
-	-	-	-	-	March	0-0-0	0.00	1	1.0	0
1-1-4	1.80	12	15.0	3	April	3-7-33	3.05	71	76.2	26
0-1-11	1.59	16	17.0	3	May	4-6-42	2.65	86	95.0	28
0-1-7	3.38	13	13.1	5	June	8-4-35	2.73	75	85.2	26
0-0-9	1.32	13	13.2	2	July	6-3-46	2.70	80	86.2	26
0-0-6	0.73	11	12.1	1	August	2-4-36	2.30	72	78.1	20
0-1-7	1.84	13	14.2	3	September	3-5-31	1.76	75	76.2	15
-	-	-	-	-	October	0-0-2	2.08	4	4.1	1
1-3-24	3.32	40	40.2	15	Home	14-18-109	3.11	242	260.2	90
0-1-20	0.40	38	45.1	2	Road	12-11-116	1.92	222	243.2	52
0-1-14	0.68	22	26.2	2	Day	10-13-63	2.87	145	153.2	49
1-3-30	2.28	56	59.1	15	Night	16-16-162	2.39	319	350.2	93
1-3-43	1.74	76	82.2	16	Grass	16-22-150	2.75	307	331.0	101
0-1-1	2.70	2	3.1	1	Turf	10-7-75	2.13	157	173.1	41
1-3-25	2.26	47	51.2	13	Pre-ASG	16-17-124	2.74	258	288.2	88
0-1-19	1.05	31	34.1	4	Post-ASG	10-12-101	2.25	206	215.2	54
1-4-44	1.78	78	86.0	17	Reliever	26-29-225	2.53	464	504.1	142

WAGNER'S CAREER STATS BY BALLPARK

	W-L-S	ERA	G	IP	ER		W-L-S	ERA	G	IP	ER
Bank One Ballpark	1-0-4	1.80	8	10.0	2	County Stadium	0-0-0	2.70	6	6.2	2
Atlanta-Fulton Co. Stadium	0-0-0	0.00	2	1.2	0	Miller Park	0-0-9	1.38	12	13.0	2
Turner Field	0-1-4	2.79	8	9.2	3	Olympic Stadium	0-1-7	1.76	13	15.1	3
Wrigley Field	2-0-9	1.45	14	18.2	3	Shea Stadium	2-0-5	1.69	14	16.0	3
Cinergy Field	1-0-13	1.69	17	16.0	3	Veterans Stadium	0-0-7	0.79	11	11.1	1
Great American Ball Park	0-0-4	0.00	5	6.0	0	Three Rivers Stadium	0-0-2	0.00	6	5.2	0
Coors Field	0-1-4	3.38	10	8.0	3	PNC Park	0-1-4	4.50	9	8.0	4
Pro Player Stadium	0-2-8	3.38	11	10.2	4	Busch Stadium	1-1-12	1.01	23	26.2	3
Astrodome	9-6-49	2.59	115	128.1	37	Qualcomm Stadium	2-0-7	1.38	12	13.0	2
Minute Maid Park	5-12-60	3.60	127	132.1	53	3Com Park	0-3-4	3.18	9	11.1	4
Dodger Stadium	2-1-2	4.80	11	15.0	8	SBC Park	0-0-3	2.25	5	4.0	1
Fenway Park	0-0-0	0.00	2	2.0	0	Kauffman Stadium	0-0-2	0.00	3	3.0	0
US Cellular Field	0-0-0	0.00	1	1.0	0	Metrodome	0-0-2	0.00	2	2.1	0
Jacobs Field	1-0-0	0.00	1	1.1	0	Yankee Stadium	0-0-0	0.00	1	1.0	0
Tiger Stadium	0-0-1	0.00	2	1.1	0	Ballpark in Arlington	0-0-3	1.80	4	5.0	1

WAGNER'S CAREER FIELDING

POSITION	PCT	G	PO	A	E	TC	DP
Pitcher	.955	464	20	44	3	67	1

WAGNER'S GAME HIGHS

STRIKEOUTS: 7 – 6/20/96 at LA ... **WALKS:** 3 – 5 times, last: 9/20/03 at STL ... **LONGEST OUTING:** 3.2 inn. – 7/2/96 vs FLA ... **WINNING STREAK:** 5 games, 6/15-7/26/97 ... **LOSING STREAK:** 5 games – 2 times, last: 5/23/01-5/24/02 ... **SCORELESS STREAK:** 26.2 inn. – 8/13/99-4/16/00 ... **WALKLESS STREAK:** 13.1 inn. – 4/24-5/18/03.

WAGNER'S MAJOR LEAGUE BASEBALL RANKINGS

SINGLE-SEASON SAVE TOTALS, LHP

1. Randy Myers (CHI)	53, 1993
2. Dave Righetti (NYY)	46, 1986
3. Randy Myers (BAL)	45, 1997
Eddie Guardado (MIN)	45, 2002
5. Mark Davis (SD)	44, 1989
BILLY WAGNER (HOU)	44, 2003
7. Mitch Williams (PHI)	43, 1993
8. Eddie Guardado (MIN)	41, 2003
9. John Franco (NYM)	39, 1988
BILLY WAGNER (HOU)	39, 1999
BILLY WAGNER (HOU)	39, 2001

CAREER SAVES, LHP

1. John Franco	424
2. Randy Myers	347
3. Dave Righetti	252
4. Sparky Lyle	238
5. BILLY WAGNER	225
6. Mitch Williams	192
7. Tug McGraw	180
8. Ron Perranoski	179
9. Dan Plesac	158
10. Willie Hernandez	147

CAREER SAVES, ACTIVE PITCHERS

1. John Franco	424
2. Trevor Hoffman	352
3. ROBERTO HERNANDEZ	320
4. Robb Nen	314
5. Rod Beck	286
6. Troy Percival	283
Mariano Rivera	283
8. Jose Mesa	249
9. BILLY WAGNER	225
10. Ugueth Urbina	206

RANDY WOLF ★ LHP

B-T: L-L

HT: 6-0; **WT:** 200

AGE: 27, turns 28 on August 22

BORN: August 22, 1976, Canoga Park, CA

RESIDES: West Hills, CA

ML SERVICE: 4 years, 115 days

HOW OBTAINED: Phillies 2nd round pick in June 1997 draft.

CONTRACT STATUS: Signed a four-year contract extension, 12/13/02, taking him through 2006.



2003 SEASON: Posted career and team highs in wins (16) and strikeouts (177) and also reached career highs in starts (33) and winning % (.615) ... His win total was most by a Phillies pitcher since Curt Schilling won 17 in 1997 ... Finished tied for 4th in NL in shutouts (2), tied for 5th in wins, 7th in SO/9.0 IP (8.0), tied for 8th in strikeouts and starts and 11th in opp avg (.233) ... Ranked tied for 2nd in NL with 10 road wins, trailing only CHI's Mark Prior (11) ... Had 3rd-best winning % in day games (6-1, .857) ... Became 1st Phillie to post double-digit wins in 4 straight seasons since LHP Shane Rawley, 1984-87 ... After getting 2nd-lowest run support in NL in 2002, received 3rd-best in 2003 (6.71 runs/game) ... Led NL left-handers in wins, strikeouts, opponents avg and innings (200.0) ... Pitched through the 6th inning in 23 of 33 starts ... Began season with a 26.0-inning streak of not allowing a HR (Jay Payton hit 1st one, 4/24 vs COL); finished season ranked tied for 9th with 27 HR ... Pitched his 5th and 6th career shutouts, 5/10 vs HOU (2-0 win, 9.0 IP, 5 H, BB, 6 SO) and 7/23 at CHI (3-0 win, 9.0 IP, 4 H, 3 BB, 4 SO) ... Won a season-high 4 straight games, 6/1 (1)-6/26 (2.76 ERA in 5 starts during that span) ... Selected to first All-Star team; was 2nd pitcher for the NL squad, 7/15 at U.S. Cellular Field (CWS) ... Became 42nd pitcher in Phillies history to reach 50 wins with the club, 8/14 vs MIL ... At the plate, reached career bests in at-bats (70), runs (9), hits (14), doubles (6), RBI (11) and walks (5) ... His 11 RBI were most by a Phillies pitcher since Steve Carlton had 13 in 1978 ... Hit .381 (8-21), 4 2B, 5 RBI, 6 R in final 10 starts ... Named to post-season All-Star team by *The Sporting News* as best left-handed pitcher in NL.

CAREER: Seven-year pro ... **1997:** Selected by Phillies in 2nd round of June draft ... Made pro debut at Batavia (A) after signing on 7/11 ... Struck out 10 in 3rd pro start ... Phillies Minor League Pitcher of the Month for August, 4-0, 1.75 ERA ... Struck out organization-high 14, 8/23 vs Jamestown ... Led Phillies short-season starters in ERA (1.58) ... Was 0-0, 0.00 in 2 playoff starts, 16 strikeouts, 11 innings ... Played in Florida Instructional League ... **1998:** Began season at Reading (AA) ... Struck out season-high 13 in 8 innings, 4/18 at Norwich, in 3-1 win ... Phillies Minor League Pitcher of the Month for April, 2-0, 1.44 ERA, 25.0 IP, 33 SO ... Promoted to Scranton/Wilkes-Barre (AAA), 4/29 ... Was leading Eastern League in strikeouts (33) at time of promotion ... Lost 1st pro game, 5/20 vs Louisville, after going 8-0 dating back to 1997 ... Won 4 in a row at Scranton, 7/14-8/4 ... Ended season with 3-hitter, 9 strikeouts, 9/4 vs Pawtucket ... LH batters hit .213 ... Pitched for Sun Cities of Arizona Fall League; finished 5th in AFL with 2.83 ERA in 9 starts ...



1999: Began season at Scranton ... International League Pitcher of the Week, 4/8-17, 2-0, 14.0 IP, 0 R, 15 SO ... Hit 5th HR in team history by Red Barons pitcher, 6/5 vs Richmond; 1st since Pat Combs, 7/3/94 at Ottawa ... Was leading IL in strikeouts (72) and was 10th in ERA (3.61) when contract was purchased by Phillies, 6/9 ... Won ML debut, 6/11 vs TOR, 8-4, 5.2 IP, 1 ER ... Singled for 1st ML hit, 6/16 at SD (Sterling Hitchcock) ... Threw season-high 8.0 innings, twice; 6/16 at SD (7 SO) and 7/2 vs CHI (10 SO) ... Made just 2nd relief appearance of pro career; 7/11 vs BAL (day prior to All-Star break), 1.0 IP, 2 ER (previous relief app: 6/10/98 at Charlotte, 4.2 IP in relief of rehabbing Ricky Bottalico) ... Won first 5 decisions, becoming 1st Phillie to do so since Marty Bystrom (7-0) in 1980-81 ... Lost a team-high 8 straight following 5-0 start; longest losing streak since Tyler Green finished 1998 with an 8-game streak ... Picked up 1st ML extra-base hit (double), 8/21 vs LA ... Won on 9/17 at NYM to break losing streak, striking out season-high 11 ... Held ML lefties to a .209 (18-86) average ... **2000:** Led club in wins (11), starts (32), walks (83), innings (206.1) and was 2nd in strikeouts (160) ... His 3.64 ERA on the road ranked 5th in NL ... Held lefties to a .227 (25-110) average ... 11 wins were most by a Phillies lefty since Danny Jackson won a team-leading 14 in 1994 ... 206.1 innings were most by a Phillies lefty since Jackson's 210.1 in 1993 ... Won 1st official game played at HOU's Enron Field on 4/7, 4-1 ... Threw 1st ML complete game in front of hometown crowd, 5/28 at LA, 4-2 ... Had team- and career-longest 19.1-inning walkless streak, 6/24-7/17 ... 17 of his 32 starts were decided by 2 runs or less (23 by 3 or less), but Phils went just 13-19 in his starts ... **2001:** Led team with career-high 4 complete games, tied for 4th-most in NL ... Held left-handed hitters to lowest average in NL (.171) ... Had 3.28 ERA at night, 7th-best in NL ... Struck out season-high 10 batters 3 times in a span of 4 starts, 5/5-5/23 ... Was undefeated in May with 5 straight quality starts (3-0, 1.53 ERA, 45 SO) ... Pitched 2nd career CG, 6/8 at BOS (8.0 IP, 8 H, 3 ER, 7 SO) ... Moved into the bullpen following his start on 6/27 vs ATL and made 3 appearances ... Returned to rotation following All-Star break and went 5-2, 2.19 ERA ... Had team-best 17.0-inning walkless streak, 7/16-8/1 ... Had rain-shortened CG (6.0 IP), 8/1 at COL; won 8-1 ... Placed on DL, retro to 8/2, with a sprained left ankle, suffered on dugout steps at Pac Bell Park on 8/3 ... Made 3 minor league rehab starts before being activated on 9/1 ... Pitched 1st pro shutout, 9/8 at MTL (9.0 IP, 6 H, 2 BB, 5 SO), 7-0 ... Threw 1-hit shutout in final home appearance of season, 9/26 vs CIN (8-0 win); 1st 1-hitter by a Phillie since Curt Schilling on 9/9/92 vs NYM ... Had 13.0-inning scoreless streak, 9/26-10/2 ... **2002:** Became 1st Phillies LHP to post double digits in wins in 3 consecutive seasons since Terry Mulholland, 1991-93 ... His 3.20 ERA was 8th-best in NL ... Finished 2nd in NL with 1.61 ERA in day games, tied for 4th in SHO (2), held opponents to 7th-lowest avg (.223) and ranked 8th in sacrifice hits (12) ... Led Phillies pitching staff with career bests in ERA, IP (210.2) and SO (172), also led team in CG (3) and SHO ... Won just 11 games thanks in part to having the 2nd-lowest run support in NL (min. 25 starts) with 3.61 runs/game (Ben Sheets, 3.59 runs/game) ... Began season on 15-day DL with left elbow tendinitis ... Made 1 rehab start for Clearwater (A) before being activated, 4/12 ... Had a 7.09 ERA in first 5 starts of season and a 2.64 ERA in remaining 26 starts ... Posted a 2.10 ERA after the All-Star break ... Made a pinch-hit appearance, 7/31 vs SF (struck out) ... Hit 1st career HR, 8/22 at MIL (Jimmy Osting) ... Threw a 4-hit, 4-0 shutout, 8/16 vs MIL and a 4-hit, 1-0 shutout, 8/31 at NYM ... Pitched 27.0 consecutive scoreless innings, 8/11-9/5, spanning 4 starts, including 2 SHO; 9th-longest streak in club history ... Streak was snapped in the 1st inning, 9/5 at MTL, on a solo HR by Vladimir Guerrero — only run he allowed in 3rd complete game of season ... Went 4-0, 1.37 ERA in 6 August starts ... Pitched 8.0 shutout innings, 9/15 vs PIT, but did not get the win as the Phillies won, 1-0, in 10 innings ... Struck out a career-high 13 batters, 9/21 (2) at CIN; 9th career double-digit strikeout game and 4th of season ... Finished the season with as many strikeouts as hits allowed (172) ... Phillies were 10-2 in his final 12 starts, including winning 8 straight, 7/26-9/5 ... Member of MLB All-Star team which toured Japan in November.

PERSONAL: Randall Christopher Wolf ... Single ... 1994 graduate of El Camino Real High School (CA) ... Threw a no-hitter and perfect game in consecutive starts as a junior; 12-3 as a senior with .443 average, 6 HR, 28 RBI; 2-year totals: 23-4, 1.13 ERA, 191.0 IP, 265 SO ... Attended Pepperdine University ... All-West Coast Conference 1st team as a freshman (9-1, 2.16 ERA), sophomore (7-2, 2.02) and junior (9-4, 1.79) ... Pitched for Team USA in 1995 (4-0, 1.90 ERA, 24.0 IP, 30 SO) and 1996 (2-0, 4.50 ERA, 14.0 IP, 13 SO) ... No-hit Gonzaga, 2-0, on 3/15/96 and twice struck out 13 in a game ... In 1997, his .228 opponents average was 2nd-lowest in NCAA ... WCC's Pitcher of the Year in 1997, leading WCC in ERA (1.79) and strikeouts (128) ... 3-year college totals: 27-8, 1.97 ERA, 315 IP, 88 BB, 328 SO; as a hitter: 262, 3 HR, 31 RBI ... Named 2nd-Team All-American by *Baseball America* ... Played Little League, Pony League and American Legion baseball ... Cousin Sid Akins played minor league baseball ... Brother, Jim, is a part-time MLB umpire ... Since 2001, has co-hosted a January celebrity billiards tournament, with Mike Lieberthal and Doug Glanville, to raise money for the Philadelphia Futures mentor program ... 2003 winner of the Phillies Community Service Award as well as the club's winner of the Roberto Clemente Award for his outstanding community service ... Served as a Spokesman for the Children's Miracle Network in 2003, purchasing over \$6,000 in tickets for CMN children and their families ... Has taken part in "Baseballers Against Drugs" free baseball clinic for inner city kids.

RANDY WOLF'S CAREER RECORD

YEAR	CLUB	W-L	ERA	G	GS	CG	SHO	SV	IP	H	R	ER	HR	HB	BB	SO	WP	BK
1997	Batavia	4-0	1.58	7	7	0	0	0	40.0	29	8	7	1	2	8	53	0	0
1998	Reading	2-0	1.44	4	4	0	0	0	25.0	15	4	4	0	1	4	33	0	0
	Scranton	9-7	4.62	24	23	1	0	0	148.0	167	88	76	16	4	48	118	6	1
1999	Scranton	4-5	3.61	12	12	0	0	0	77.1	73	36	31	8	1	29	72	4	0
	PHILLIES	6-9	5.55	22	21	0	0	0	121.2	126	78	75	20	5	67	116	4	0
2000	PHILLIES	11-9	4.36	32	32	1	0	0	206.1	210	107	100	25	8	83	160	1	0
2001	PHILLIES	10-11	3.70	28	25	4	2	0	163.0	150	74	67	15	10	51	152	1	0
	Scranton-a	0-1	5.00	2	2	0	0	0	9.0	10	6	5	2	0	5	7	0	0
	Reading-a	0-0	4.50	1	1	0	0	0	6.0	5	3	3	0	1	2	7	0	0
2002	PHILLIES	11-9	3.20	31	31	3	2	0	210.2	172	77	75	23	7	63	172	4	0
	Clearwater-a	0-0	0.00	1	1	0	0	0	5.0	1	0	0	0	0	1	8	0	0
2003	PHILLIES	16-10	4.23	33	33	2	2	0	200.0	176	101	94	27	6	78	177	6	0
Minors Totals		19-13	3.65	51	50	1	0	0	310.1	300	145	126	27	9	97	298	10	1
ML Totals		54-48	4.10	146	142	10	6	0	901.2	834	437	411	110	36	342	777	16	0

a-Rehabilitation Assignment

WOLF'S ALL-STAR GAME RECORD

YEAR	CLUB, SITE	W-L	ERA	G	GS	CG	SHO	SV	IP	H	R	ER	HR	HB	BB	SO	WP	BK
2003	NL, CWS	0-0	9.00	1	0	0	0	0	1.0	1	1	1	0	0	1	2	0	0

WOLF'S MAJOR LEAGUE HITTING TOTALS

YEAR	AVG	AB	R	H	2B	3B	HR	RBI	SH	SF	HP	BB	SO	SB	CS	E
2003	.200	70	9	14	6	0	0	11	6	1	0	5	22	0	0	3
Career	.184	261	24	48	13	0	1	21	40	2	0	17	86	0	0	9

WOLF'S CAREER TRANSACTIONS

- Selected by Los Angeles Dodgers in 25th round of June 1994 draft, but did not sign.
- Selected by Philadelphia in 2nd round of June 1997 draft.
- On disabled list with sprained left ankle, August 2-August 31, 2001; included rehabilitation assignments to Scranton, August 17-28 and Reading, August 28-August 31.
- On disabled list with left elbow tendinitis, March 25-April 12, 2002; included rehabilitation assignment to Clearwater, April 6-12.

WOLF'S CAREER PITCHING BREAKDOWN

2003					CAREER					
W-L-S	ERA	G	IP	ER	W-L-S	ERA	G	IP	ER	
0-0-0	6.00	1	6.0	4	Arizona	2-1-0	4.28	6	40.0	19
2-1-0	4.09	4	22.0	10	Atlanta	4-7-0	4.23	16	87.1	41
1-0-0	1.80	2	15.0	3	Chicago	2-4-0	4.50	10	56.0	28
3-0-0	3.12	4	26.0	9	Cincinnati	5-1-0	3.34	9	59.1	22
1-0-0	1.17	1	7.2	1	Colorado	2-1-0	4.25	5	29.2	14
1-2-0	5.40	3	15.0	9	Florida	2-9-0	5.53	12	70.0	43
1-0-0	0.00	1	9.0	0	Houston	3-3-0	3.69	6	39.0	16
0-1-0	8.10	1	6.2	6	Los Angeles	2-2-0	3.56	7	48.0	19
1-1-0	7.15	2	11.1	9	Milwaukee	3-2-0	3.73	8	50.2	21
1-2-0	9.22	3	13.2	14	Montreal	6-4-0	4.88	12	72.0	39
2-1-0	2.84	5	31.2	10	New York	4-3-0	3.25	16	102.1	37
1-0-0	7.11	1	6.1	5	Pittsburgh	3-1-0	3.25	5	36.0	13
-	-	-	-	-	St. Louis	2-2-0	3.86	5	35.0	15
1-1-0	4.09	2	11.0	5	San Diego	4-2-0	5.79	7	42.0	27
0-1-0	7.20	1	5.0	4	San Francisco	3-2-0	4.42	6	36.2	18
-	-	-	-	-	Baltimore	3-0-0	4.15	4	17.1	8
0-0-0	2.70	1	6.2	2	Boston	2-1-0	2.79	4	29.0	9
-	-	-	-	-	Chicago	0-0-0	1.35	1	6.2	1
-	-	-	-	-	Cleveland	0-1-0	9.00	1	5.0	5
-	-	-	-	-	Minnesota	0-1-0	2.57	1	7.0	2
-	-	-	-	-	New York	0-0-0	4.50	1	6.0	3
1-0-0	3.86	1	7.0	3	Oakland	1-0-0	3.86	1	7.0	3
-	-	-	-	-	Tampa Bay	0-1-0	7.71	1	7.0	6
-	-	-	-	-	Toronto	1-0-0	1.42	2	12.2	2



WOLF'S CAREER PITCHING BREAKDOWN (Continued)

2003					CAREER					
W-L-S	ERA	G	IP	ER		W-L-S	ERA	G	IP	ER
3-2-0	3.86	6	37.1	16	April	6-9-0	4.68	20	117.1	61
2-1-0	2.76	5	32.2	10	May	10-4-0	3.29	21	136.2	50
4-0-0	2.76	5	32.2	10	June	11-10-0	4.09	25	160.2	73
2-2-0	3.46	6	39.0	15	July	9-6-0	3.62	28	164.0	66
2-4-0	8.40	6	30.0	28	August	8-10-0	5.36	24	142.2	85
3-1-0	4.76	5	28.1	15	September	8-9-0	3.95	25	159.2	70
-	-	-	-	-	October	2-0-0	2.61	3	20.2	6
6-4-0	3.63	15	96.2	39	Home	21-20-0	4.03	65	410.2	184
10-6-0	4.79	18	103.1	55	Road	33-28-0	4.16	81	491.0	227
6-1-0	4.10	10	63.2	29	Day	17-11-0	4.01	38	231.0	103
10-9-0	4.29	23	136.1	65	Night	37-37-0	4.13	108	670.2	308
10-5-0	4.07	17	101.2	46	Grass	28-23-0	3.97	70	424.0	187
6-5-0	4.39	16	98.1	48	Turf	26-25-0	4.22	76	477.2	224
10-4-0	3.31	19	119.2	44	Pre-ASG	31-24-0	3.96	77	465.2	205
6-6-0	5.60	14	80.1	50	Post-ASG	23-24-0	4.25	69	436.0	206
16-10-0	4.23	33	200.0	94	Starter	53-48-0	4.08	142	894.2	406
-	-	-	-	-	Reliever	1-0-0	6.43	4	7.0	5

WOLF'S CAREER STATS BY BALLPARK

	W-L-S	ERA	G	IP	ER		W-L-S	ERA	G	IP	ER
Bank One Ballpark	2-1-0	3.15	3	20.0	7	Miller Park	1-1-0	5.11	2	12.1	7
Turner Field	4-4-0	4.26	11	57.0	27	Olympic Stadium	5-3-0	4.68	8	50.0	26
Wrigley Field	1-2-0	3.60	5	30.0	12	Shea Stadium	4-0-0	2.02	9	58.0	13
Cinergy Field	1-1-0	5.30	3	18.2	11	Veterans Stadium	21-20-0	4.03	65	410.2	184
Great American Ball Park	2-0-0	3.15	3	20.0	7	PNC Park	1-0-0	7.11	1	6.1	5
Coors Field	1-1-0	4.08	3	17.2	8	Busch Stadium	0-1-0	5.14	1	7.0	4
Pro Player Stadium	1-4-0	6.10	6	31.0	21	Qualcomm Stadium	3-0-0	3.42	4	26.1	10
Minute Maid Park	1-2-0	4.76	3	17.0	9	3Com Park	0-1-0	9.64	1	4.2	5
Dodger Stadium	1-2-0	3.97	5	34.0	15	SBC Park	0-1-0	6.00	2	12.0	8
County Stadium	1-1-0	4.42	3	18.1	9						
Camden Yards	3-0-0	3.31	3	16.1	6	Tropicana Field	0-1-0	7.71	1	7.0	6
Fenway Park	1-1-0	2.93	2	15.1	5	SkyDome	0-0-0	1.29	1	7.0	1
Jacobs Field	0-1-0	9.00	1	5.0	5						

WOLF'S GAME HIGH STRIKEOUTS

Has 9 career 10+ strikeout games ...

13	1 time	9/21/02 (2) at CIN
11	2 times	last: 9/15/02 vs PIT
10	6 times	last: 8/31/02 at NYM

WOLF'S CAREER FIELDING

POSITION	PCT	G	PO	A	E	TC	DP
Pitcher	.940	146	34	107	9	150	8

WOLF'S GAME HIGHS

LOW-HIT CG: 1 - 9/26/01 vs CIN ... **SHUTOUTS:** 6, last: 7/23/03 at CHI ... **STRIKEOUTS:** 13 - 9/21/02 (2) at CIN ... **WALKS:** 6 - 4 times, last: 5/28/01 at NYM ... **LONGEST OUTING:** Starter: 9.0 inn. - 8 times, last: 7/23/03 at CHI ... Reliever: 4.0 inn. - 7/5/01 at ATL ... **WINNING STREAK:** 6 games - 7/26-9/5/02 ... **LOSING STREAK:** 8 games - 7/22-9/11/99 ... **SCORELESS STREAK:** 27.0 inn. - 8/11-9/5/02 ... **WALKLESS STREAK:** 19.1 inn. - 6/24-7/14/00.

SHAWN WOOTEN ★ INF/C

B-T: R-R

HT: 5-10; **WT:** 220

AGE: 31, turns 32 on July 24

BORN: July 24, 1972, Glendora, CA

RESIDES: St. Louis Park, MN

ML SERVICE: 3 years, 45 days

HOW OBTAINED: Signed as a free agent, 12/23/03.



2003 SEASON: Reached career highs in games (98), at-bats (272), runs (25) and walks (24) ... Made 6 starts as catcher; ANA pitchers posted a 3.81 ERA with him behind the plate ... Hit .350 (7-50) as pinch-hitter ... His .350 pinch-avg and 7 pinch-hits tied for 2nd in AL (min 20 AB) ... 6 of his 7 HR came at home ... Made first career start at 3rd base, 8/23 at DET ... Collected season-best 3 hits, 8/13 vs CWS ... Started 9 consecutive games 7/21-29, longest stretch of career ... Had season-high 3 RBI, 7/9 vs KC ... Made career-best 66 starts, appearing as 1st baseman, 3rd baseman, catcher and DH.

CAREER: 11-year pro ... **1993:** Began pro career with Bristol (R), hitting .350 in 52 games ... Named DH for Appalachian League All-Star team ... Led league in avg and slugging % (.576) and ranked 3rd in OBP (.432) ... Promoted to Fayetteville (A), 8/27 ... Had 5 RBI in 5 games ... **1994:** Spent season with Fayetteville ... Led league in fielding % (.938, 24 E, 387 TC) in 111 games at 3rd base ... **1995:** Began season with Jacksonville (AA) ... Hit .129 (9-70) in 20 games ... Transferred to Lakeland (A), 5/1 ... Released by DET, 6/19 ... Signed with Moose Jaw of the independent Prairie League in July and hit .373 (75-201) in 52 games ... Made 2 relief appearances and recorded 6.00 ERA (2 ER, 3 IP) ... **1996:** Spent season with Moose Jaw ... Played 1st base and DH ... Pitched 3 games in relief, compiling 19.29 ERA (10 ER, 4.2 IP) ... **1997:** Signed by ANA, 2/26 ... Spent season with Cedar Rapids (A) ... Hit .529 (9-17), 3 doubles, 6 RBI in post-season ... **1998:** Began season with Lake Elsinore (A) ... Made 78 appearances at 1st base ... Led team in doubles and RBI ... Promoted to Midland (AA), 5/18 ... Hit .321 (9-28) in 8 games ... Returned to Lake Elsinore, 5/29 ... **1999:** Spent season with Erie (AA) ... Played 124 games at 3rd base ... Tied for 4th in Eastern League in hits (151) ... Was second on club in HR (19) ... **2000:** Began season with Erie ... Led club in avg (.293) ... Named Angels' Organizational Player of the Month for April ... Hit safely in 45 of 51 games ... Reached base in all but 3 games ... Had three 12-game hitting streaks ... Slugged 2 HR with 4 RBI, 6/3 vs Akron ... Promoted to Edmonton (AAA), 6/5 ... Named Edmonton Player of the Month in July and Pacific Coast League Batter of the Week twice (7/24-30, 8/7-13) ... Hit safely in 54 of 66 games ... Batted .500 (22-44) during 12-game hitting streak ... **2001:** First full ML season after making 25-man roster out of spring training ... Appeared as DH, catcher, 1st baseman and 3rd baseman ... Named as catcher to *Baseball Digest's* 2001 Rookie All-Star team and Topps Major League Rookie All-Star team ... Hit .385 (10-26), 3 HR, 6 RBI in April, leading all AL rookies in HR ... Clubbed 1st ML homer, 4/16 vs OAK (Mark Mulder) ... Made ML debut at 3rd base, 5/13 at DET (9th inning) ... Led ANA with .386 (17-44) avg in June and was batting .328 (42-128) at All-Star break, 2nd to SEA's Ichiro Suzuki among AL rookies ... Hit .375 (3-8), 2 HR, 3 RBI as pinch-hitter ... As catcher, threw out 5 of 13 base stealers (38.5%) ... Was errorless in 108 TC behind plate ... ANA's pitchers posted 3.70 ERA (70 ER, 170.1 IP) while he was catching ... Had season cut short after finding torn cartilage in left wrist, 9/5 ... Underwent arthroscopic surgery, 9/18 (Dr. Norman Zemel) ... At time of injury, .312 avg and .466 slugging % were both 2nd-best among AL rookies ... **2002:** Sustained torn ulnar collateral ligament in right thumb, 3/13 vs SD and had surgery, 3/19 (Dr. Norman Zemel) ... Began season on 60-day DL recovering from right thumb surgery ... Suffered strained anterior oblique muscle in right side during rehab assignment with Salt Lake (AAA), 5/31 ... Had 2 rehab assignments each at Salt Lake and Rancho Cucamonga (A) ... Activated from DL, 7/11, and started that night as designated hitter at KC (2-3, 1 HR) ... Tied career high with 4 hits, 8/5 at DET ... Tied club record (done several times) with 3 doubles, 9/11 vs OAK ... Hit .364 (4-11), 3 RBI as pinch-hitter ... Hit .474 (9-19) during 3 playoff rounds, 3rd-best among playoff hitters (min 15 AB) behind Derek Jeter (.500) and Miguel Cairo (.529) ... Started 2 games of DS (2 & 4) as DH ... Collected 3 singles in Game 2 and 2 singles, 1 solo HR (David Wells), 2 RBI in clinching effort of Game 4.

PERSONAL: William Shawn Wooten ... Married Marissa Faulk (1/3/04) ... 1990 graduate of South Hills High School (West Covina, CA) ... Attended Mt. San Antonio Junior College (Walnut, CA), where he played baseball for 2 seasons (1991, 93) ... Named Southern California Player of Year in 1993 ... Earned South Coast Conference Player of Year and All-State both seasons ... Served as Honorary Chairman for Homeless Intervention Shelter fundraiser ... Involved with American Cancer Society and Anaheim area youth baseball clinics ... Inducted into Cedar Rapids Kernels Baseball Hall of Fame, 1/24/02 ... Has tattoo on left forearm (Pops, RIP, 1939-2001) to honor his father (Bob), who died of cancer during the 2001 season.



SHAWN WOOTEN'S CAREER RECORD

YEAR	CLUB	AVG	G	AB	R	H	2B	3B	HR	RBI	SH	SF	HP	BB	SO	SB	CS	E
1993	Bristol	.350	52	177	26	62	12	2	8	39	0	2	3	24	20	1	2	10
	Fayetteville	.250	5	16	2	4	0	0	1	5	0	0	0	3	3	0	0	0
1994	Fayetteville	.269	121	439	45	118	25	1	3	61	3	4	11	27	84	1	3	24
1995	Jacksonville	.129	20	70	4	9	1	0	2	7	0	1	1	17	0	0	0	5
	Lakeland	.230	38	135	11	31	10	1	2	11	0	1	2	10	28	0	1	7
	Moose Jaw (Ind.)	.373	52	201	38	75	12	2	11	55	0	0	0	18	26	3	2	0
1996	Moose Jaw (Ind.)	.305	77	292	44	89	17	0	12	57	0	1	2	18	46	2	0	7
1997	Cedar Rapids	.289	108	353	43	102	23	1	15	75	3	6	6	49	71	0	1	0
1998	Lake Elsinore	.294	105	395	56	116	31	0	16	74	0	4	3	38	82	0	2	3
	Midland	.321	8	28	3	9	4	0	1	6	0	0	0	3	4	0	0	1
1999	Erie	.292	137	518	70	151	27	1	19	88	1	8	10	50	102	3	1	22
2000	Erie	.293	51	191	32	56	12	2	9	35	0	4	2	17	30	4	1	9
	Edmonton	.353	66	252	43	89	21	3	11	42	0	1	3	18	38	0	0	7
	ANAHEIM	.556	7	9	2	5	1	0	0	1	0	0	0	0	0	0	0	0
2001	ANAHEIM	.312	79	221	24	69	8	1	8	32	0	3	3	5	42	2	0	2
2002	Rancho Cucu-a	.222	6	18	2	4	3	0	0	3	0	1	0	4	4	0	0	0
	Salt Lake-a	.262	10	42	2	11	2	0	0	7	0	0	1	0	11	0	0	1
	ANAHEIM	.292	49	113	13	33	8	0	3	19	0	1	1	6	24	2	0	0
2003	ANAHEIM	.243	98	272	25	66	8	0	7	32	0	3	1	24	45	0	4	2
	Minors Totals	.289	727	2634	339	762	171	11	87	453	7	32	42	244	494	9	11	89
	ML Totals	.281	233	615	64	173	25	1	18	84	0	7	5	35	111	4	4	4

a-Rehabilitation Assignment

WOOTEN'S DIVISION SERIES RECORD

YEAR	CLUB, OPP.	AVG	G	AB	R	H	2B	3B	HR	RBI	SH	SF	HP	BB	SO	SB	CS	E
2002	ANA, NYY	.667	3	9	4	6	0	0	1	2	0	0	0	0	1	0	0	0

WOOTEN'S LEAGUE CHAMPIONSHIP SERIES RECORD

YEAR	CLUB, OPP.	AVG	G	AB	R	H	2B	3B	HR	RBI	SH	SF	HBP	BB	SO	SB	CS	E
2002	ANA, MIN	.250	3	8	1	2	0	0	0	1	0	0	0	0	3	0	0	0

WOOTEN'S WORLD SERIES RECORD

YEAR	CLUB, OPP.	AVG	G	AB	R	H	2B	3B	HR	RBI	SH	SF	HBP	BB	SO	SB	CS	E
2002	ANA, SF	.500	3	2	0	1	0	0	0	0	0	0	0	0	0	0	0	0

WOOTEN'S CAREER TRANSACTIONS

- Selected by Detroit Tigers in 18th round of June 1993 draft.
- Signed by Anaheim Angels as a minor league free agent, February 26, 1997.
- On disabled list with a recovering from right thumb surgery, March 21-July 10, 2002; included rehabilitation assignment to Salt Lake, May 28-June 1 and Rancho Cucamonga, June 28-July 8.
- Signed by Philadelphia as a free agent, December 23, 2003.

WOOTEN'S CAREER BATTING BREAKDOWN

		2003				CAREER				
AVG	AB	H	HR	RBI	AVG	AB	H	HR	RBI	
-	-	-	-	-	Arizona	.400	10	4	0	3
-	-	-	-	-	Colorado	.400	10	4	1	4
1.000	1	1	0	0	Florida	1.000	1	1	0	0
.222	9	2	1	1	Los Angeles	.250	16	4	1	1
.500	2	1	0	0	Montreal	.500	2	1	0	0
.250	4	1	0	0	New York	.250	4	1	0	0
-	-	-	-	-	San Diego	.364	11	4	0	2
-	-	-	-	-	San Francisco	1.000	2	2	1	1

WOOTEN'S CAREER BATTING BREAKDOWN (Continued)

2003					CAREER					
AVG	AB	H	HR	RBI	AVG	AB	H	HR	RBI	
.556	9	5	0	2	Baltimore	.455	33	15	1	6
.222	9	2	0	2	Boston	.250	28	7	0	2
.500	8	4	0	0	Chicago	.182	22	4	0	1
.267	15	4	0	2	Cleveland	.306	36	11	0	5
.154	13	2	0	2	Detroit	.314	35	11	0	3
.160	25	4	1	4	Kansas City	.195	41	8	2	6
.286	21	6	1	3	Minnesota	.256	39	10	1	6
.167	18	3	0	1	New York	.220	41	9	0	3
.279	43	12	2	3	Oakland	.284	95	27	4	9
.222	36	8	1	6	Seattle	.284	67	19	3	15
.182	11	2	0	0	Tampa Bay	.194	31	6	0	1
.167	30	5	0	3	Texas	.262	65	17	2	11
.222	18	4	1	3	Toronto	.308	26	8	2	5
.300	40	12	1	5	April	.333	66	22	4	11
.343	35	12	1	8	May	.310	71	22	1	12
.333	24	8	2	3	June	.368	68	25	5	12
.203	59	12	1	4	July	.249	173	43	4	22
.196	51	10	0	5	August	.254	126	32	0	9
.190	63	12	2	7	September	.261	111	29	4	18
.228	145	33	5	18	Home	.297	317	94	10	45
.260	127	33	2	14	Road	.265	298	79	8	39
.289	83	24	2	8	Day	.273	150	41	4	20
.222	189	42	5	24	Night	.284	465	132	14	64
.238	244	58	6	30	Grass	.278	561	156	16	77
.286	28	8	1	2	Turf	.315	54	17	2	7
.279	122	34	5	19	Pre-ASG	.304	250	76	12	42
.213	150	32	2	13	Post-ASG	.266	365	97	6	42
.238	151	36	5	21	vs LHP	.271	343	93	14	54
.248	121	30	2	11	vs RHP	.294	272	80	4	30
.181	83	15	1	22	RISP	.262	168	44	2	59
.125	8	1	0	2	Bases loaded	.400	15	6	0	10
.350	20	7	0	3	Pinch-hitting	.359	39	14	2	9
.171	76	13	2	8	DH	.218	239	52	5	24

WOOTEN'S CAREER STATS BY BALLPARK

	AVG	AB	H	HR	RBI		AVG	AB	H	HR	RBI
Coors Field	.400	10	4	1	4	SBC Park	1.000	2	2	1	1
Pro Player Stadium	1.000	1	1	0	0	H. Bithorn Stadium	.500	2	1	0	0
Dodger Stadium	.000	5	0	0	0						
Angel Stadium	.297	317	94	10	45	Metrodome	.381	21	8	1	4
Camden Yards	.364	22	8	0	4	Yankee Stadium	.211	19	4	0	1
Fenway Park	.214	14	3	0	2	N.A. Coliseum	.178	45	8	1	2
US Cellular Field	.000	9	0	0	0	SAFECO Field	.258	31	8	2	7
Jacobs Field	.182	22	4	0	2	Tropicana Field	.238	21	5	0	1
Comerica Park	.353	17	6	0	2	Ballpark in Arlington	.320	25	8	0	4
Kauffman Stadium	.273	22	6	1	3	SkyDome	.300	10	3	1	2

WOOTEN'S CAREER FIELDING

POSITION	PCT	G	PO	A	E	TC	DP	PB
Catcher	1.000	50	169	16	0	185	0	9
First base	.993	72	413	30	3	446	45	-
Third base	.974	19	12	26	1	39	1	-

WOOTEN'S GAME HIGHS

HITS: 4 – 8/5/02 at DET ... RUNS: 2 – 7 times, last: 9/2/03 at MIN ... DOUBLES: 3 – 9/11/02 vs OAK ... TRIPLES: 1 ... HOME RUNS: 1 ... RBI: 3 – 7/6/01 at COL; 7/9/03 vs KC ... WALKS: 2 – 8/29/03 at KC ... STOLEN BASES: 1 ... HITTING STREAK: 7 games – 7/16-23/01 ... GRAND SLAMS: None ... PINCH-HR: 2 times – 4/21/01 at SEA; 4/27/01 at TOR ... INSIDE-THE-PARK HR: None.



TIM WORRELL ★ RHP

B-T: R-R

HT: 6-4; **WT:** 230

AGE: 36, turns 37 on July 5

BORN: July 5, 1967, Pasadena, CA

RESIDES: Glendale, AZ

ML SERVICE: 10 years, 87 days

HOW OBTAINED: Signed by Phillies as a free agent, 12/9/03.

CONTRACT STATUS: Signed a two-year contract, 12/9/03, taking him through 2005.

2003 SEASON: Assumed closer's role with season-ending disablement of Robb Nen and finished 4th in NL with career-high 38 saves (in 45 opportunities), more than 5 times career total (7) entering season ... Became just 4th Giant to post 30 saves in a season; Rod Beck (4 times), Nen (5 times) and Greg Minton (once) are others ... Earned save in season opener, 3/31 at SD; his 1st since 9/27/00 vs PHI and 1st by SF pitcher other than Nen since Brian Boehringer, 10/4/01 at HOU ... Had 2.63 ERA in April ... Posted 1.19 ERA (4 ER, 30.1 IP) over 27-game span, 5/3-7/7 and held opponents to .144 avg (15-104) ... Logged only 2.0-inning save of season, 6/21 at OAK ... Converted 13 of his final 14 save opportunities and 21 of his last 24 ... Made 2 appearances in NLDS vs FLA and did not allow an ER in 2.2 IP ... Lost Game 3 at FLA, yielding game-winning single to Ivan Rodriguez in bottom of 11th inning that plated 2 unearned runs.

CAREER: 14-year pro ... **1990:** Spent 1st pro season with Charleston (A) ... **1991:** Split season between Waterloo (A) and High Desert (A) ... Named to Midwest League mid-season All-Star team ... Helped High Desert to California League title ... **1992:** Split season between Wichita (AA) and Las Vegas (AAA) ... Threw no-hitter, 9/9 vs Phoenix ... **1993:** Began season with Las Vegas ... Promoted to SD, 6/24 ... Made ML debut, 6/25 vs CIN (2.1 IP, 2 ER) ... Got 1st ML win, 7/24 vs MTL (8.0 IP) ... **1994:** Began season with SD and made 3 starts before suffering season-ending right elbow injury ... Placed on DL, 4/19 and had Tommy John surgery, 5/12 (Dr. Frank Jobe) ... **1995:** Missed majority of season recovering from elbow surgery ... Made 19 rehab appearances between Rancho Cucamonga (A) and Las Vegas ... Activated, 9/1, and made 9 relief appearances ... **1996:** Established career highs in wins (9), innings (121.0) and SO (99) ... Split time between rotation and bullpen, going 3-6, 4.65 ERA as a starter (11 GS) and 6-1, 1.54 ERA as a reliever (39 G) ... Led all NL relievers in ERA and opposing avg (.137) ... Earned 1st career save, 7/16 at LA ... Struck out career-high 9 batters, 7/6 vs SF (6.0 IP) ... **1997:** Made 60 appearances (10 GS) in his 5th and final season with SD ... Was 3-for-3 in save opportunities after having just 1 career save ... 10 of his first 11 appearances were starts ... Used exclusively out of bullpen after 5/29 ... Was 2-3, 5.10 ERA in 50 relief appearances ... **1998:** Began season in DET rotation, going 2-6, 6.61 ERA in 9 starts before being sent to bullpen ... Made 6 relief appearances for DET prior to being traded to CLE, 6/24 ... Made just 3 appearances in relief before being traded to OAK, 7/12 ... Went 0-1, 4.00 ERA in 25 relief outings with OAK ... Overall, was a combined 0-1 with 4.07 ERA in 34 relief appearances ... **1999:** Ranked 3rd on OAK staff in appearances (53) ... Made 200th career appearance, 5/11 at DET ... Placed on DL, 7/24 (retroactive to 7/20) with strained left rib cage ... **2000:** Began season with BAL, making only 5 appearances with club, before being released, 5/1 ... Signed with CHI, 5/8 ... Made 6 relief appearances for Iowa (AAA) before having contract purchased, 5/27 ... Pitched 9.1 scoreless innings in first 7 appearances ... Posted 1.48 ERA (5 ER, 30.1 IP) in 1st 25 games with club ... Recorded 1st save of season, 7/9 vs CWS; 1st save since 7/18/97 with SD ... With CHI, retired 37 of 54 (68.5%) 1st batters faced while stranding 16 of 24 (66.7%) inherited runners ... **2001:** First season with SF ... Worked as both long and short reliever ... Ranked 3rd on SF staff with 73 appearances ... 48 of his 73 games were scoreless (65.8%) ... Opened 2nd half of season on 15-day DL after being shelved, 7/15 (retroactive to 7/9) with tendinitis in right shoulder ... Activated, 7/24, and finished season with 3.34 ERA (11 ER, 29.2 IP) in final 30 appearances ... **2002:** Led SF staff and ranked 3rd among NL relievers with career-high 80 appearances, 68 of them scoreless (85%) ... Posted 8 victories, 1 shy of his career high and tied for most among NL relievers (with teammate Felix Rodriguez, STL's Jeff Fassero and ARI's Byung-Hyun Kim) ... Won first 7 decisions, becoming 1st SF pitcher to do so since John Burkett also began 7-0 en route to 22-7 record in 1993 ... Perfect 7-0 stretch marked career-long winning streak ... Had SF bullpen-best 19.2 consecutive scoreless innings (21 G) while limiting opposition to .129 avg (8-for-62) ... Led SF staff with 3 post-season victories (3-1 overall) and his 13 appearances were tied for most on staff with Felix Rodriguez ... Was unscored upon in 7 straight playoff outings, last 3 efforts in NLCS and first 4 appearances of World Series ... Tossed 7.2 shutout innings over that span, allowing just 2 H and 1 BB with 3 SO while earning all 3 of his wins ... Was winning pitcher in Games 4 and 5 of NLCS vs STL and Game 4 of WS vs ANA ... All 3 games were 1-run victories at Pac Bell Park ... Retired 10 of 11 batters faced in those contests, allowing only a single to Fernando Vina ... Blanked ATL for crucial 2.0-inning stretch (1 H, 1 BB, 3 SO) in SF's 3-1 victory in Game 5 of NLDS at Turner Field ... Was tagged for 3 runs (2 ER) and loss in Game 6 of World Series at ANA.

PERSONAL: Timothy Howard Worrell ... Married Misty Splittorff (12/5/92); has four sons: Kaleb (11/27/94), Austin Christopher (6/16/97), Tyler Nicholas (10/8/98) and Jordan Steven (11/15/01) ... 1985 Graduate of Maronnotha High School (Sierra Madre, CA) ... Attended Biola University (La Mirada, CA), where he was 1st-team All-NAIA District 3 pick in 1989 ... Younger brother of former major league pitcher Todd Worrell (1985-97).

TIM WORRELL'S CAREER RECORD

YEAR	CLUB	W-L	ERA	G	GS	CG	SHO	SV	IP	H	R	ER	HR	HB	BB	SO	WP	BK	
1990	Charleston	5-8	4.64	20	19	3	0	0	110.2	120	65	57	6	1	28	68	9	1	
1991	Waterloo	8-4	3.34	14	14	3	2	0	86.1	70	36	32	5	3	33	83	1	1	
	High Desert	5-2	4.24	11	11	2	0	0	63.2	65	32	30	2	2	33	70	3	0	
1992	Wichita	8-6	2.86	19	19	1	1	0	125.2	115	46	40	8	2	32	109	1	3	
	Las Vegas	4-2	4.26	10	10	1	1	0	63.1	61	32	30	4	3	19	32	3	1	
1993	Las Vegas	5-6	5.48	15	14	2	0	0	87.0	102	61	53	13	2	26	89	2	0	
	SAN DIEGO	2-7	4.92	21	16	0	0	0	100.2	104	63	55	11	0	43	52	3	0	
1994	SAN DIEGO	0-1	3.68	3	3	0	0	0	14.2	9	7	6	0	0	5	14	0	0	
1995	Rancho Cucu.	0-2	5.16	9	3	0	0	1	22.2	25	17	13	2	2	6	17	0	0	
	Las Vegas	0-2	6.00	10	3	0	0	0	24.0	27	21	16	1	3	17	18	0	0	
1996	SAN DIEGO	1-0	4.73	9	0	0	0	0	13.1	16	7	7	2	1	6	13	1	0	
	SAN DIEGO	9-7	3.05	50	11	0	0	1	121.0	109	45	41	9	6	39	99	0	0	
1997	SAN DIEGO	4-8	5.16	60	10	0	0	3	106.1	116	67	61	14	7	50	81	2	1	
1998	DETROIT	2-6	5.98	15	9	0	0	0	61.2	66	42	41	11	1	19	47	0	0	
	CLEVELAND	0-0	5.06	3	0	0	0	0	5.1	6	3	3	0	0	2	2	0	0	
1999	OAKLAND	0-1	4.00	25	0	0	0	0	36.0	34	17	16	5	0	8	33	2	0	
	Modesto	0-0	0.00	1	1	0	0	0	2.0	0	0	0	0	0	0	5	0	0	
2000	OAKLAND	2-2	4.15	53	0	0	0	0	69.1	69	38	32	6	3	34	62	1	0	
	BALTIMORE	2-2	7.36	5	0	0	0	0	7.1	12	6	6	3	0	5	5	0	0	
2001	Iowa	2-0	5.06	6	0	0	0	0	10.2	9	6	6	3	0	1	5	7	2	0
	CHICAGO (NL)	3-4	2.47	54	0	0	0	3	62.0	60	20	17	7	1	24	52	1	0	
2002	SAN FRAN.	2-5	3.45	73	0	0	0	0	78.1	71	33	30	4	3	33	63	2	0	
	AZ Giants	0-0	0.00	1	1	0	0	0	3.0	1	0	0	0	0	1	2	0	0	
2002	SAN FRAN.	8-2	2.25	80	0	0	0	0	72.0	55	21	18	3	0	30	55	0	0	
2003	SAN FRAN.	4-4	2.87	76	0	0	0	38	78.1	74	35	25	5	0	28	65	5	0	
Minors Totals		37-32	4.16	116	95	12	4	1	599.0	595	316	277	44	19	200	500	23	6	
AL Totals		6-11	4.91	101	9	0	0	0	179.2	187	106	98	25	4	68	149	3	0	
NL Totals		33-38	3.62	426	40	0	45	45	646.2	614	298	260	55	18	258	494	14	1	
ML Totals		39-49	3.90	527	49	0	45	45	826.1	801	404	358	80	22	326	643	17	1	

2004
PHILLIES

WORRELL'S DIVISION SERIES RECORD

YEAR	CLUB, OPP.	W-L	ERA	G	GS	CG	SHO	SV	IP	H	R	ER	HR	HB	BB	SO	WP	BK
1996	SD, STL	0-0	2.45	2	0	0	0	0	3.2	4	1	1	0	0	1	2	0	0
2002	SF, ATL	0-0	12.00	3	0	0	0	0	3.0	7	6	4	2	0	2	3	0	0
2003	SF, FLA	0-1	0.00	2	0	0	0	0	2.2	3	2	0	0	0	3	0	0	0
DS Totals		0-1	4.82	7	0	0	0	0	9.1	14	9	5	2	0	6	5	0	0

WORRELL'S LEAGUE CHAMPIONSHIP SERIES RECORD

YEAR	CLUB, OPP.	W-L	ERA	G	GS	CG	SHO	SV	IP	H	R	ER	HR	HB	BB	SO	WP	BK
2002	SF, STL	2-0	2.08	4	0	0	0	0	4.1	2	1	1	1	0	0	3	0	0

WORRELL'S WORLD SERIES RECORD

YEAR	CLUB, OPP.	W-L	ERA	G	GS	CG	SHO	SV	IP	H	R	ER	HR	HB	BB	SO	WP	BK
2002	SF, ANA	1-1	3.18	6	0	0	0	0	5.2	4	3	2	1	0	1	4	0	0

WORRELL'S MAJOR LEAGUE HITTING TOTALS

	AVG	AB	R	H	2B	3B	HR	RBI	SH	SF	HP	BB	SO	SB	CS	E
2003	.000	3	0	0	0	0	0	0	0	0	0	0	3	0	0	1
Career	.101	79	6	8	1	0	0	4	10	0	0	4	42	0	0	10



WORRELL'S CAREER TRANSACTIONS

- Selected by San Diego Padres in 20th round of June 1989 draft.
- On disabled list recovering from right elbow surgery, April 19, 1994-September 1, 1995.
- Traded to Detroit Tigers with Trey Beamon (of) for Dan Miceli (rhp), Donne Wall (rhp) and Ryan Balfe (inf), November 19, 1997.
- Traded to Cleveland Indians with Dave Roberts (of) for Geronimo Berroa (of), June 24, 1998.
- On disabled list with strained left rib cage, July 20-August 8, 1999.
- Signed by Baltimore Orioles as a free agent, February 24, 2000.
- Signed by Chicago Cubs as a minor league free agent, May 8, 2000.
- Traded to San Francisco Giants for Bill Mueller (inf), November 19, 2000.
- On disabled list with tendinitis in right shoulder, July 15-25, 2001; included rehabilitation assignment to Arizona League, July 22-25.
- Signed by Philadelphia as a free agent, December 9, 2003.

WORRELL'S CAREER PITCHING BREAKDOWN

2003					CAREER					
W-L-S	ERA	G	IP	ER	W-L-S	ERA	G	IP	ER	
1-1-6	2.19	12	12.1	3	Arizona	2-2-6	2.88	34	34.1	11
1-0-0	6.00	2	3.0	2	Atlanta	4-4-0	2.98	19	51.1	17
0-1-0	3.00	2	3.0	1	Chicago	2-4-0	4.97	19	41.2	23
0-0-1	3.38	4	2.2	1	Cincinnati	1-1-1	4.67	24	44.1	23
0-0-5	1.04	9	8.2	1	Colorado	3-2-5	4.29	38	42.0	20
0-0-5	0.00	5	5.1	0	Florida	2-1-6	3.94	20	29.2	13
0-0-2	4.50	2	2.0	1	Houston	1-2-3	5.18	21	33.0	19
0-0-4	5.40	8	8.1	5	Los Angeles	5-4-5	3.99	47	67.2	30
0-0-1	4.91	3	3.2	2	Milwaukee	0-0-1	1.11	18	24.1	3
0-0-0	4.50	3	2.0	1	Montreal	3-1-0	2.55	19	35.1	10
0-0-1	0.00	1	1.0	0	New York	1-2-1	1.98	19	36.1	8
0-0-0	9.00	1	1.0	1	Philadelphia	3-2-2	4.24	18	34.0	16
0-0-3	1.80	4	5.0	1	Pittsburgh	0-3-3	3.40	29	47.2	18
0-0-1	0.00	2	2.0	0	St. Louis	2-4-1	3.46	24	39.0	15
1-1-6	3.12	9	8.2	3	San Diego	3-4-6	3.82	34	33.0	14
-	-	-	-	-	San Francisco	1-1-0	4.78	16	26.1	14
-	-	-	-	-	Anaheim	0-2-1	7.41	9	17.0	14
-	-	-	-	-	Baltimore	1-0-0	2.25	10	16.0	4
-	-	-	-	-	Boston	0-2-0	6.94	7	11.2	9
0-0-0	0.00	1	1.0	0	Chicago	0-0-1	1.23	8	14.2	2
-	-	-	-	-	Cleveland	0-2-0	5.73	10	22.0	14
0-0-2	3.00	3	3.0	1	Detroit	1-0-2	3.77	12	14.1	6
0-1-0	10.80	2	1.2	2	Kansas City	0-2-0	5.52	10	14.2	9
1-0-0	0.00	1	1.0	0	Minnesota	3-1-0	4.76	14	22.2	12
-	-	-	-	-	New York	0-0-0	17.18	6	3.2	7
0-0-1	0.00	2	3.0	0	Oakland	0-1-1	4.35	12	10.1	5
-	-	-	-	-	Seattle	1-0-0	2.25	10	16.0	4
-	-	-	-	-	Tampa Bay	0-1-0	2.70	5	10.0	3
-	-	-	-	-	Texas	0-1-0	5.50	8	18.0	11
-	-	-	-	-	Toronto	0-0-0	2.35	7	15.1	4
0-0-1	0.00	1	1.0	0	March	0-0-1	0.00	1	1.0	0
1-0-6	2.84	12	12.2	4	April	9-9-6	3.97	72	142.2	63
0-2-7	0.54	14	16.2	1	May	7-9-8	4.38	71	133.2	65
1-1-3	2.31	10	11.2	3	June	4-8-4	3.63	87	129.0	52
1-0-6	3.18	13	11.1	4	July	8-6-9	3.04	89	121.1	41
1-0-8	3.46	15	13.0	5	August	6-6-8	4.10	102	162.1	74
0-1-7	6.00	11	12.0	8	September	5-10-9	4.38	99	127.1	62
-	-	-	-	-	October	0-1-0	1.00	6	9.0	1
4-1-19	2.64	40	44.1	13	Home	26-27-22	3.83	267	453.0	193
0-3-19	3.18	36	34.0	12	Road	13-22-23	3.98	260	373.1	165
2-2-11	4.03	30	29.0	13	Day	11-12-13	3.61	200	279.0	112
2-2-27	2.19	46	49.1	12	Night	28-37-32	4.05	327	547.1	246
4-4-38	2.79	74	77.1	24	Grass	36-43-44	3.96	470	718.1	316
0-0-0	9.00	2	1.0	1	Turf	3-6-1	3.50	57	108.0	42
2-3-20	2.12	43	46.2	11	Pre-ASG	22-29-23	4.03	263	450.2	202
2-1-18	3.98	33	31.2	14	Post-ASG	17-20-22	3.74	264	375.2	156
-	-	-	-	-	Starter	9-25-0	5.26	49	265.0	155
4-4-38	2.87	76	78.1	25	Reliever	30-24-45	3.25	478	561.1	203

WORRELL'S CAREER STATS BY BALLPARK

	W-L-S	ERA	G	IP	ER		W-L-S	ERA	G	IP	ER
Bank One Ballpark	1-1-4	4.12	21	19.2	9	Miller Park	0-0-1	2.57	6	7.0	2
Atlanta-Fulton Co. Stadium	1-0-0	0.93	2	9.2	1	Olympic Stadium	0-1-0	5.14	11	14.0	8
Turner Field	1-0-0	1.59	5	5.2	1	Shea Stadium	0-0-0	1.04	7	8.2	1
Wrigley Field	2-2-3	3.52	33	46.0	18	Veterans Stadium	1-1-0	4.50	8	14.0	7
Cinergy Field	0-0-0	4.61	8	13.2	7	Three Rivers Stadium	0-2-0	2.89	9	18.2	6
Great American Ball Park	0-0-0	6.75	2	1.1	1	PNC Park	0-0-1	1.13	7	8.0	1
Mile High Stadium	0-1-0	18.90	1	3.1	7	Busch Stadium	2-1-1	2.55	13	17.2	5
Coors Field	0-1-2	1.96	17	18.1	4	Qualcomm Stadium	12-18-4	4.31	94	227.2	109
Pro Player Stadium	0-1-4	4.56	13	23.2	12	3Com Park	0-0-0	4.05	7	6.2	3
Astrodome	0-0-1	2.25	3	4.0	1	SBC Park	10-6-19	2.68	114	114.0	34
Minute Maid Park	0-0-1	7.20	5	5.0	4	Aloha Stadium	0-1-0	3.00	1	6.0	2
Dodger Stadium	3-0-2	1.36	23	33.0	5	Monterrey Stadium	0-1-0	9.00	1	5.0	5
County Stadium	0-0-0	0.00	4	5.1	0						
Angel Stadium	0-1-1	5.87	3	7.2	5	Metrodome	1-0-0	3.45	7	15.2	6
Camden Yards	1-0-0	6.75	6	8.0	6	Yankee Stadium	0-0-0	27.00	1	0.2	2
Fenway Park	0-1-0	16.20	2	1.2	3	N.A. Coliseum	2-2-1	3.14	48	63.0	22
US Cellular Field	0-0-0	0.00	4	7.0	0	Kingdome	1-0-0	2.79	5	9.2	3
Jacobs Field	0-2-0	7.98	8	14.2	13	Tropicana Field	0-1-0	2.25	3	8.0	2
Tiger Stadium	1-2-0	6.52	11	29.0	21	Ballpark in Arlington	0-1-0	8.25	4	12.0	11
Kauffman Stadium	0-2-0	13.50	6	6.0	9	SkyDome	0-0-0	2.45	4	7.1	2

WORRELL'S CAREER FIELDING

POSITION	PCT	G	PO	A	E	TC	DP
Pitcher	.934	527	48	94	10	152	4

WORRELL'S GAME HIGHS

STRIKEOUTS: 9 – 7/6/96 vs SF ... **WALKS:** 7 – 4/28/97 at FLA ... **LONGEST OUTING:** Starter: 8.0 inn. – 3 times, last: 6/15/96 at CHI ... Reliever: 5.0 inn. – 10/3/93 vs CHI ... **WINNING STREAK:** 7 games – 4/5-7/17/00 ... **LOSING STREAK:** 4 games – 5/10-8/26/98 ... **SCORELESS STREAK:** 19.2 inn. – 5/31-7/20/02 ... **WALKLESS STREAK:** 15.2 inn. – 6/28-8/4/98.



NON-ROSTER PLAYERS

MARK BUDZINSKI ★ OF



B-T: L-L

HT: 6-2; **WT:** 180

AGE: 30, turns 31 on August 26

BORN: August 26, 1973, Baltimore, MD

RESIDES: Richmond, VA

ML SERVICE: 12 days

HOW OBTAINED: Signed by Phillies as a minor league free agent, 12/10/03.

2003 SEASON: Went to spring training with MIL as non-roster invitee ... Began season with Indianapolis (AAA) ... Went 4-for-4 Opening Day, 4/3 at Columbus ... Traded to CIN for cash, 6/6, and was assigned to Louisville (AAA) ... Had a season-high 6 hits (Louisville team record) in his first game, 6/6 vs Richmond ... Reached base safely in first 12 games with Louisville ... Had contract purchased by CIN, 8/3, and made ML debut that day as pinch-hitter vs SF ... Went 0-for-7 in 4 appearances including 1 start, 8/7 at LA ... Optioned back to Louisville, 8/9 ... Designated for assignment, 8/14, and outrighted to Louisville the next day where he finished the season ... Was one of 13 Reds to make his ML debut in 2003.

CAREER: Nine-year pro ... **1995:** Made pro debut with Watertown (A) ... Ranked 2nd in walks, 4th in triples and 5th in runs in New York-Penn League ... Hit safely in first 7 pro games ... **1996:** Spent season with Columbus (A) ... Walked a pro-best 59 times ... **1997:** Played entire season with Kinston (A) ... Spent time on DL (strained lower back) ... **1998:** Moved up to Akron (AA) where he played the entire season ... Clubbed a pro-high 10 HR ... Had a 13-game hitting streak, 6/1-15 ... **1999:** Split season between Akron and Buffalo (AAA) ... Had a combined 9 triples ... **2000:** Began season with Akron before being promoted to Buffalo ... Played in 136 games and had 141 hits, setting pro highs ... **2001:** Played his first full season at Buffalo ... Recorded 11 OF assists ... Hit in 15 consecutive games, 6/10-29 (.436) ... Signed by CHI, 11/23 ... **2002:** Began season with Iowa (AAA) ... Assigned to West Tennessee (AA) and ranked 2nd in Southern League in triples and 8th in avg ... Combined to steal a pro-high 22 bases ... Signed by MIL, 11/25.

PERSONAL: Mark Joseph Budzinski ... Graduate of Severna Park High School (MD) ... 1995 graduate of University of Richmond (VA), where he earned a degree in business administration ... At Richmond, was a teammate of Reds 1st baseman Sean Casey.

MARK BUDZINSKI'S CAREER RECORD

YEAR	CLUB	AVG	G	AB	R	H	2B	3B	HR	RBI	SH	SF	HP	BB	SO	SB	CS	E
1995	Watertown	.253	70	253	50	64	12	8	3	25	3	2	8	52	49	15	5	5
1996	Columbus	.262	74	260	42	68	12	4	3	38	2	1	4	59	68	12	3	2
1997	Kinston	.286	68	241	43	69	13	3	7	39	2	0	1	48	61	6	4	2
1998	Akron	.262	127	478	68	125	21	5	10	62	4	2	1	50	125	12	8	3
1999	Akron	.283	86	297	58	84	17	6	6	46	2	0	5	48	63	9	4	2
	Buffalo	.286	47	133	24	38	7	3	2	17	2	0	0	22	36	4	2	0
2000	Akron	.239	18	71	7	17	2	0	1	5	1	0	1	6	20	3	2	0
	Buffalo	.290	118	427	68	124	21	7	6	37	5	0	1	49	81	12	4	2
2001	Buffalo	.256	122	438	69	112	26	4	2	39	9	4	7	28	125	13	4	0
2002	Iowa	.281	12	32	6	9	2	1	0	4	0	0	0	3	5	1	0	0
	West Tenn.	.297	114	427	68	127	19	6	4	36	1	2	5	51	85	21	7	3
2003	Indianapolis	.270	46	159	27	43	7	1	1	12	4	1	1	16	39	7	2	0
	Louisville	.274	74	259	53	71	15	3	1	15	2	1	3	37	56	10	4	2
	CINCINNATI	.000	4	7	0	0	0	0	0	0	0	0	0	0	4	0	0	0
Minors Totals		.274	976	3475	583	951	174	51	46	375	37	13	37	469	813	125	49	21
ML Totals		.000	4	7	0	0	0	0	0	0	0	0	0	0	4	0	0	0

BUDZINSKI'S CAREER TRANSACTIONS

- Selected by Cleveland Indians in 21st round in June 1995 draft.
- Signed by Chicago Cubs as a minor league free agent, November 23, 2001.
- Signed by Milwaukee Brewers as a minor league free agent, November 25, 2002.
- Acquired by Cincinnati Reds in exchange for cash, June 6, 2003.
- Signed by Philadelphia as a minor league free agent, December 10, 2003.

LOU COLLIER ★ INF/OF

B-T: R-R

HT: 5-10; **WT:** 190

AGE: 30, turns 31 on August 21

BORN: August 21, 1973, Chicago, IL

RESIDES: Chicago, IL

ML SERVICE: 3 years, 17 days

HOW OBTAINED: Signed by Phillies as a minor league free agent, 12/16/03.

58



2003 SEASON: Went to spring training with BOS as non-roster invitee ... Began season with Pawtucket (AAA) ... Named International League mid- and post-season All-Star as OF ... Named by *Baseball America* to post-season AAA All-Star team ... Opened season with 13-game hitting streak, 4/3-22 ... Went 2-for-4 with season-high 4 RBI, 5/5 vs Richmond ... Finished season with 32 multi-hit games ... Hit .373 vs LHP and .330 at home.

CAREER: 11-year pro ... **1993:** Made pro debut with Welland (A) ... Finished 8th in New York-Penn League in avg (.303) ... **1994:** Began season with Augusta (A) ... Named MVP of South Atlantic League All-Star Game, 6/20 (2B, HR, 2 R) ... Homered in 3 straight games, 5/22-24 ... Finished season with Salem (A) ... **1995:** Spent entire season with Lynchburg (A) ... Had hitting streaks of 10 and 16 games ... **1996:** Played with Carolina (AA) ... Named to mid-season Southern League All-Star team ... Led team in runs (76) and SB (29) ... **1997:** Spent majority of season with Calgary (AAA) ... Played in 18 games with PIT ... Singled off NYM's Juan Acevedo in first ML AB, 6/28 ... Made 1st ML start, 6/29 vs NYM (SS) ... Led Calgary in games (112) and BB (37) ... Finished 8th in Pacific Coast League in avg (.330) ... Selected to Triple-A All-Star Game, but did not play due to promotion to PIT ... Received Calgary's "Mr. Hustle" Award ... **1998:** PIT's Opening Day starting shortstop ... Led club with 98 starts at SS ... Belted 1st ML HR, 4/30 vs LA (Ismael Valdes) ... Placed on DL, 5/23 (strained left hip flexor) ... Had career-high 9-game hitting streak, 8/18-29 (.429) ... **1999:** Opened season with MIL ... Optioned to Louisville (AAA), 4/11 ... Recalled on 4/13 but optioned back, 5/28 ... Was recalled for 3rd time, 6/5 ... Sent back, 6/16, before being recalled a final time, 7/9 ... Tied career highs with 3 RBI, 7/22 vs PHI and 3 hits, 9/10 at COL ... Clubbed 1st career pinch-HR, 5/28 vs SD ... **2000:** Spent majority of season with Huntsville (AA) and had .374 OBP ... Played in 17 games with Indianapolis (AAA) ... Recalled from Huntsville, 8/29 and played in 14 games for MIL ... **2001:** Began year with Indianapolis ... Had contract purchased by MIL, 6/2, and designated for assignment 8 days later ... Recalled again by MIL, 8/1, where he remained for rest of season ... Batted .311 (15-41), 8/14-31 ... Hit pinch-HR vs COL, 8/25 (Gabe White) ... Batted .326 vs LHP and .323 with RISP ... **2002:** Opened season with MTL ... Designated for assignment, 5/11, and outrighted to Ottawa (AAA), 5/16, where he played remainder of season ... Signed by BOS, 12/15.

PERSONAL: Louis Keith Collier ... Single ... Graduate of Vocational High School (IL) ... Same high school as NFL Hall of Famer Dick Butkus ... Named All-City as a baseball player all 4 years and All-State as a senior in 1991 ... Attended Kishwaukee Junior College (IL) and Triton Community College (IL) ... Advanced to National Junior College Athletic Association's championship game with Triton in 1993 ... Named J.C. Player of the Year and was 1st team All-American in 1993.

LOU COLLIER'S CAREER RECORD

YEAR	CLUB	AVG	G	AB	R	H	2B	3B	HR	RBI	SH	SF	HP	BB	SO	SB	CS	E
1993	Welland	.303	50	201	35	61	6	2	1	19	1	1	5	12	31	8	7	27
1994	Augusta	.280	85	318	48	89	17	4	7	40	0	3	8	25	53	32	10	34
	Salem	.266	43	158	25	42	4	1	6	16	2	2	6	15	29	5	8	11
1995	Lynchburg	.276	114	399	68	110	19	3	4	38	3	3	7	51	60	31	11	35
1996	Carolina	.280	119	443	76	124	20	3	3	49	2	6	7	48	73	29	9	30
1997	Calgary	.330	112	397	65	131	31	5	1	48	8	3	6	37	47	12	7	34
	PITTSBURGH	.135	18	37	3	5	0	0	0	3	0	0	0	1	11	1	0	0
1998	PITTSBURGH	.246	110	334	30	82	13	6	2	34	3	5	6	31	70	2	2	18
	Lynchburg	.167	5	18	4	3	2	0	0	0	0	0	1	2	0	2	0	4
1999	MILWAUKEE	.259	74	135	18	35	9	0	2	21	1	2	0	14	32	3	2	5
	Louisville	.385	27	91	25	35	10	0	4	11	0	1	1	15	14	6	3	3
2000	Indianapolis	.250	17	56	7	14	4	1	0	12	1	2	1	11	9	2	2	3
	Huntsville	.267	50	172	29	46	4	2	2	29	0	3	1	30	44	7	3	8
	MILWAUKEE	.219	14	32	9	7	1	0	1	2	0	1	0	6	4	0	0	0
2001	Indianapolis	.288	86	312	48	90	17	2	14	36	3	3	7	24	64	9	3	6
	MILWAUKEE	.252	50	127	19	32	8	1	2	14	1	2	1	17	30	5	1	4
2002	MONTREAL	.091	13	11	3	1	1	0	0	0	1	0	1	1	3	0	0	0
	Ottawa	.316	89	307	48	97	26	6	6	52	1	5	6	37	69	5	2	14
2003	Pawtucket	.293	103	392	58	115	19	4	14	69	0	6	8	32	94	8	7	7
	BOSTON	.000	4	1	0	0	0	0	0	0	0	0	0	0	0	0	1	0
Minors Totals		.293	900	3264	536	957	179	33	62	419	21	38	64	339	587	156	72	216
AL Totals		.000	4	1	0	0	0	0	0	0	0	0	0	0	0	0	1	0
NL Totals		.240	279	676	82	162	32	7	7	74	6	10	8	70	150	11	5	27
ML Totals		.239	283	677	82	162	32	7	7	74	6	10	8	70	150	11	6	27

COLLIER'S CAREER TRANSACTIONS

- Selected by Houston Astros in 54th round in June 1991 draft, but did not sign.
- Selected by Pittsburgh Pirates in 31st round of June 1993 draft.
- Claimed off waivers by Milwaukee Brewers, December 18, 1998.
- Traded to New York Mets with Jeromy Burnitz (of), Mark Sweeney (of) and Jeff D'Amico, as part of three-way trade in which New York also acquired Craig House (rhp) and Ross Gload (of) from Colorado Rockies, Milwaukee acquired Glendon Rusch (lhp) and Lenny Harris (3b) from New York and Alex Ochoa (of) from Colorado and Colorado acquired Todd Zeile (3b), Benny Agbayani (of) and cash from New York, January 21, 2002.
- Traded to Montreal Expos for Jason Bay (of) and Jim Serrano (rhp), March 26, 2002.
- Signed by Boston Red Sox as a minor league free agent, December 15, 2002.
- Signed by Philadelphia as a minor league free agent, December 16, 2003.

COLLIER'S CAREER FIELDING

POSITION	PCT	G	PO	A	E	TC	DP
Second base	1.000	6	8	1	0	9	0
Third base	.905	27	9	29	4	42	2
Shortstop	.962	156	178	375	22	575	70
Outfield	.988	52	76	3	1	80	0

COLLIER'S GAME HIGHS

HITS: 3 – 5 times, last: 9/6/01 at HOU ... **RUNS:** 3 – 8/21/98 vs CIN ... **DOUBLES:** 2 – 2 times, last: 8/17/01 at CIN ... **TRIPLES:** 1 (last: 8/16/01 vs PHI) ... **HOME RUNS:** 1 (last: 9/6/01 at HOU) ... **RBI:** 3 – 4 times, last: 7/22/99 vs PHI ... **WALKS:** 2 – 11 times, last: 9/21/01 vs CIN ... **STOLEN BASES:** 1 (last: 9/29/01 at COL) ... **HITTING STREAK:** 9 games – 8/19-29/98 ... **GRAND SLAMS:** None ... **PINCH-HR:** 5/28/99 vs SD; 8/25/01 vs COL ... **INSIDE-THE-PARK HR:** None.

JIM CROWELL ★ LHP



B-T: R-L

HT: 6-4; WT: 225

AGE: 29, turns 30 on May 14

BORN: May 14, 1974, Minneapolis, MN

RESIDES: Valparaiso, IN

ML SERVICE: 21 days

HOW OBTAINED: Re-signed by Phillies as a minor league free agent, 10/27/03.

2003 SEASON: Spent entire season with Scranton (AAA) ... Led Phillies minor league system in appearances (54) ... Had a 1.93 ERA over 35 appearances, 5/1-8/6 ... Walked in only plate appearance, 5/5 at Louisville ... Struck out season-high 5 batters in 2.0 IP, 7/9 vs Toledo ... Pitched a season-high 3.1 innings, 7/26 vs Ottawa ... Recorded the save in 5 straight appearances, 7/28-8/6, including both games of DH, 7/28 vs Ottawa ... Had a 10.2-inning scoreless streak (9 G), 7/18-8/6 ... Held left-handers to .200 avg.

CAREER: Nine-year pro ... **1995:** Signed by CLE as an amateur free agent, 6/17 ... Spent 1st pro season with Watertown (A) ... Allowed just 1 HR in 56.2 IP ... Held opponents to .237 avg ... **1996:** Pitched for Columbus (A) ... Finished tied for South Atlantic League lead in starts (28) ... Led team in complete games (3) ... Ranked 3rd among all CLE minor leaguers in innings (165.1) ... Compiled 2.35 ERA in 6 May starts ... Pitched a 3-hitter, 6/25 (1) vs. Charleston, but lost 1-0 ... Did not allow an ER over 3 consecutive starts (21.0 IP), 6/25-7/4, but somehow went 0-2 ... **1997:** Pitched for 4 different minor league teams, combining to go 13-6, 2.69 ERA in 26 starts for Kinston (A), Akron (AA), Chattanooga (AA) and Indianapolis (AAA) ... Carolina League All-Star ... Traded to CIN, 7/31 ... Made final minor league start of season, 9/1 at Louisville, and pitched a shutout ... Recalled by Reds on 9/8 ... Made ML debut in relief, 9/12 (2) at PHI ... Made 1st ML start, 9/27 at MTL ... Ranked 2nd-best prospect in CIN organization by *Baseball America* ... **1998:** Began season with Chattanooga ... Also pitched for Charleston (A) and Indianapolis ... Went 0-5 (Chattanooga and Charleston) before being placed on DL, 4/27, with left shoulder injury ... Had arthroscopic surgery on left shoulder to repair a tear in undersurface of rotator cuff, 4/29 ... Activated from DL on 8/10 ... **1999:** Spent entire season with Chattanooga ... Led team in starts (27) ... Went 5-0, 2.80 ERA in 6 May starts ... Won 5 consecutive starts, 5/3-25 ... Went 2-for-3, 2 RBI, 5/15 at Carolina ... Got the win in Southern League All-Star Game (2.0 IP) ... **2000:** Began season with Chattanooga ... Pitched exclusively in relief for 1st time in pro career ... Had a 0.75 ERA through first 9 appearances (12.0 IP, 1 ER), before faltering ... Released by CIN, 7/11 ... Signed by STL, 7/22, and assigned to Arkansas (AA) ... Held left-handers to .143 avg ... Released by STL, 10/12 ... Re-signed by STL, 11/16 ... **2001:** Released by STL, 3/30 ... Signed by SD, 4/23, and assigned to Portland (AAA) ... Transferred to Mobile (AA) in mid-June ... Made just 5 appearances with Mobile and held opposing batters to .154 avg before being released by SD, 7/2 ... **2002:** Began season with Atlantic City (Ind.) ... Pitched at least 6.0 innings in 12 of 19 starts ... Was 4-0, 2.75 ERA in 6 July starts ... Signed by Phillies, 8/18, and assigned to Scranton (AAA) ... Went 2-0 in 4 starts during regular season ... Made one start in International League playoffs (ND, 6.1 IP, 1 ER).

PERSONAL: James Everett Crowell ... Married, wife's name is Natalie (1/16/99) ... 1992 graduate of Valparaiso High School (IN) ... Attended University of Indianapolis ... Hobby: Giving pitching lessons to children.



JIM CROWELL'S CAREER RECORD

YEAR	CLUB	W-L	ERA	G	GS	CG	SHO	SV	IP	H	R	ER	HR	HB	BB	SO	WP	BK
1995	Watertown	5-2	2.86	12	9	0	0	0	56.2	50	22	18	1	1	27	48	2	1
1996	Columbus	7-10	4.14	28	#28	3	0	0	165.1	163	89	76	16	9	69	104	12	0
1997	Kinston	9-4	2.37	17	17	0	0	0	114.0	96	41	30	4	8	26	94	3	0
	Akron	1-0	4.50	3	3	0	0	0	18.0	13	12	9	2	1	11	7	1	0
	Chattanooga	2-1	2.84	3	3	0	0	0	19.0	19	6	6	2	0	5	14	0	0
	Indianapolis	1-1	2.75	3	3	1	1	0	19.2	19	7	6	1	0	8	6	1	0
	CINCINNATI	0-1	9.95	2	1	0	0	0	6.1	12	7	7	2	0	5	3	0	0
1998	Chattanooga	0-4	8.51	5	5	0	0	0	24.1	38	27	33	2	0	17	10	2	2
	Charleston, WV	0-4	13.20	5	5	0	0	0	15.0	28	23	22	1	2	9	9	1	0
	Indianapolis	0-0	6.75	1	1	0	0	0	4.0	7	3	3	0	0	0	2	0	0
1999	Chattanooga	10-5	5.10	27	27	0	0	0	148.1	173	98	84	12	4	#85	80	3	0
2000	Chattanooga	0-0	5.90	23	0	0	0	0	29.0	35	23	19	3	3	22	20	0	0
	Arkansas	1-1	5.40	12	0	0	0	1	15.0	16	10	9	1	1	8	10	0	0
2001	Portland	0-0	5.49	11	2	0	0	0	19.2	22	15	12	3	1	15	7	0	1
	Mobile	1-0	2.08	5	0	0	0	0	4.1	2	1	1	0	0	4	0	0	0
2002	Atlantic City (Ind.)	8-4	4.17	19	19	0	0	0	108.0	107	54	50	13	5	54	95	1	0
	Scranton	2-0	2.52	4	4	0	0	0	25.0	20	7	7	2	1	11	19	1	0
2003	Scranton	0-8	4.12	54	0	0	0	9	54.2	63	31	25	5	2	23	42	0	1
Minors Totals		39-40	4.43	213	107	4	1	10	732.0	764	415	360	68	33	340	472	26	5
ML Totals		0-1	9.95	2	1	0	0	0	6.1	12	7	7	2	0	5	3	0	0


* League Leader # Tied for League Lead

CROWELL'S MAJOR LEAGUE HITTING TOTALS

	AVG	AB	R	H	2B	3B	HR	RBI	SH	SF	HP	BB	SO	SB	CS	E
1997/Career	.000	2	0	0	0	0	0	0	0	0	0	0	0	0	0	0

CROWELL'S CAREER TRANSACTIONS

- Signed by Cleveland Indians as non-drafted free agent, June 17, 1995.
- Traded to Cincinnati Reds with Danny Graves (rhp), Scott Winchester (rhp) and Damian Jackson (ss) for John Smiley (lhp) and Jeff Branson (ss), July 31, 1997.
- Signed by St. Louis Cardinals as a minor league free agent, October 12, 2000.
- Signed by San Diego Padres as a minor league free agent, April 23, 2001.
- Signed by Philadelphia as a minor league free agent, August 18, 2002.
- Re-signed by Philadelphia as a minor league free agent, October 27, 2003.



GAVIN FLOYD ★ RHP

B-T: R-R

HT: 6-4; **WT:** 212

AGE: 21

BORN: January 27, 1983, Annapolis, MD

RESIDES: Severna Park, MD

HOW OBTAINED: Phillies 1st round selection (4th overall) in June 2001 draft.

80

2003 SEASON: Spent season with Clearwater (A) ... Florida State League All-Star ... Phillies Minor League Pitcher of the Week, 4/28-5/4 (1-0, 2 GS, 15.0 IP, 7 H, 1 R, 0 ER, 4 BB, 16 SO) ... Struck out a season-high 10 batters, 5/30 vs Dunedin (6.0 IP, 2 ER) ... Pitched a 1-0 SHO, 6/10 vs Dunedin (9.0 IP, 4 H, 2 BB, 5 SO) ... Posted a 0.93 ERA in 4 June starts ... Pitched in MLB's All-Star Futures Game, 7/13 at U.S. Cellular Field (1.0 IP, 2 SO) ... Allowed just 1 HR over 10 starts, 5/14-7/24 (59.2 IP) ... Went 6-2, 1.69 ERA over a 12-start span, 4/28-7/18 ... Allowed 1 earned run or fewer in 13 appearances (11 starts), including 6 straight, 6/4-7/18 ... Walked 2 batters or fewer in 15 of final 16 games and in 19 of 24 games overall ... Went winless in his final 8 starts (0-3) ... Pitched in Florida Instructional League ... Rated 2nd-best prospect in Phillies minor league system by *Baseball America*.

CAREER: Two-year pro ... **2001:** Phillies 1st selection (4th overall) in June draft ... Signed on 8/22 ... Pitched in Florida Instructional League ... **2002:** Made pro debut with Lakewood (A), 4/7 at Kannapolis (5.1 IP, 2 H, 1 R, 0 ER, 7 SO) ... Finished 4th in South Atlantic League in innings (166.0) and 10th in ERA (2.77) ... Recorded 1st pro win, 4/29 (1) vs Charleston, SC (6.0 IP, 3 H, 0 R, 4 SO) ... Twice named Phillies Minor League Pitcher of the Week, 4/29-5/5 (2-0, 0.82 ERA, 11.0 IP, 1 ER) and 7/22-28 (0-1, 0.00, 9.0 IP, 1 R, 0 ER) ... Allowed just 1 ER over 4 starts, 4/23-5/9 (3-0, 0.43 ERA, 21.0 IP, 22 SO) ... Pitched a 9.0-inning no-hitter, but lost 1-0, 7/24 vs Lexington, on an unearned run ... Pitched at least 6.0 innings in 14 of final 17 starts ... Had a 1.92 ERA in 12 home starts ... Held right-handers to .181 avg ... Overall, opponents hit just .200 ... Rated best prospect in both SAL and Phillies minor league system by BA ... Pitched in FIL.

PERSONAL: Gavin Christopher Floyd ... Single ... 2001 graduate of Mount St. Joseph High School (MD) ... Was 8-2, 1.11 ERA in 10 games (63.0 IP, 23 H, 24 BB, 103 SO) for Mount St. Joseph ... Breaking ball was ranked 2nd in the country among high school pitchers by *Baseball America* ... BA also ranked him 2nd in "closest to majors" for high school athletes ... Brother, Michael, was Phillies 22nd round selection in June 2001 draft.

GAVIN FLOYD'S CAREER RECORD

YEAR	CLUB	W-L	ERA	G	GS	CG	SHO	SV	IP	H	R	ER	HR	HB	BB	SO	WP	BK
2002	Lakewood	11-10	2.77	27	27	3	0	0	166.0	119	59	51	13	8	64	140	14	0
2003	Clearwater	7-8	3.00	24	20	1	1	0	138.0	128	61	46	9	7	45	115	6	0
Minors Totals		18-18	2.87	51	47	4	1	0	304.0	247	120	97	22	15	109	255	20	0

FLOYD'S CAREER TRANSACTIONS

- Selected by Philadelphia in 1st round (4th overall) of June 2001 draft.

COLE HAMELS ★ LHP



B-T: L-L

HT: 6-3; **WT:** 175

AGE: 20, turns 21 on December 27

BORN: December 27, 1983, San Diego, CA

RESIDES: San Diego, CA

HOW OBTAINED: Selected by Phillies in 1st round (17th overall) of June 2002 draft.

2003 SEASON: Recipient of Paul Owens Award as best pitcher in Phillies minor league system ... Began season in extended spring program ... Promoted to Lakewood (A), 5/10 ... Made pro debut, 5/13 at Savannah (5.0 IP, 1 H, 2 BB, 8 SO) ... Named Phillies Minor League Pitcher of the Week 3 times: 5/19-25 (1-0, 1 GS, 6.1 IP, 1 H, 3 BB, 12 SO); 6/2-8 (1-0, 2 GS, 1 SHO, 12.0 IP, 8 H, 22 SO) and 7/14-20 (2-0, 12.0 IP, 4 H, 0 ER, 18 SO) ... Posted double digits in SO in 5 of 13 starts ... Pitched shutout baseball in 9 of 13 starts ... Averaged 13.9 SO/9.0 IP (115 SO/74.2 IP) for Lakewood ... Promoted to Clearwater (A), 7/28 ... Made his Clearwater debut, 7/31 at Palm Beach (5.2 IP, 6 H, 2 ER, 3 BB 10 SO) ... Averaged 10.9 SO/9.0 IP (32 SO/26.1 IP) for Clearwater ... Voted as having Best Breaking Pitch in South Atlantic League, rated 3rd-best prospect in league and best prospect in Phillies minor league system, all by *Baseball America* ... Pitched in Florida Instructional League.

CAREER: One-year pro ... **2002:** Pitched in Florida Instructional League ... Rated 5th-best prospect in Phillies minor league system by BA.

PERSONAL: Colbert M. Hamels ... Single ... Graduate of Rancho Bernardo High School (CA).

COLE HAMELS' CAREER RECORD

YEAR	CLUB	W-L	ERA	G	GS	CG	SHO	SV	IP	H	R	ER	HR	HB	BB	SO	WP	BK
2003	Lakewood	6-1	0.84	13	13	1	1	0	74.2	32	8	7	0	3	25	115	3	0
	Clearwater	0-2	2.73	5	5	0	0	0	26.1	29	9	8	0	1	14	32	2	0
Minors Totals		6-3	1.34	18	18	1	1	0	101.0	61	17	15	0	4	39	147	5	0

HAMELS' CAREER TRANSACTIONS

- Selected by Philadelphia in 1st round (17th overall) of June 2002 draft.



A.J. HINCH ★ C



B-T: R-R

HT: 6-1; **WT:** 200

AGE: 29, turns 30 on May 15

BORN: May 15, 1974, Waverly, IA

RESIDES: Scottsdale, AZ

ML SERVICE: 4 years, 78 days

HOW OBTAINED: Signed by Phillies as a minor league free agent, 1/7/04.

54

2003 SEASON: Opened season with Toledo (AAA) ... Hit safely in 12 of 13 games, 4/24-5/13 (.347, 17-49, 2 2B, 12 RBI) ... Made his first pro appearance at 3rd base in a start, 6/3 vs Indianapolis ... Had contract purchased by DET, 6/18 ... Collected an RBI in 3 consecutive games, 6/19-21 ... Ejected by home plate umpire Larry Young in bottom of 8th inning, 6/21 at COL; his 1st ejection since 5/18/98 with OAK ... Placed on DL, 7/25 (retroactive to 7/18) with a pulled left groin ... Activated on 8/3 and appeared in 2 games before reaggravating his injury landing back on DL, 8/6 with a strained left groin ... Rehabbed with Toledo, 8/24-31 ... Activated on 9/1 ... Hit .300 (3-10), 2 HR, 4 RBI in 6 September games ... Slugged pinch-hit, 2-run HR, 9/22 at KC, and homered the next night, marking the 3rd time in his career that he homered in back-to-back games.

CAREER: Seven-year pro ... **1997:** Split 1st pro season between Modesto (A) and Edmonton (AAA) ... Hit a combined .328, 24 HR, 97 RBI in 134 games and was named to Howe Sportsdata's All-Star team ... Ranked 3rd among all OAK minor leaguers in avg and HR ... Made pro debut with Modesto and finished 2nd in California League in slugging % (.583), 3rd in HR/AB ratio (1/116.65) and 10th in avg ... Promoted to Edmonton, 7/21 ... Pacific Coast League Player of the Week, 7/20-26 ... Hit .360 (9-25), 3 2B, 1 HR, 11 RBI in 7 PCL playoff games ... Rated 4th-best prospect in OAK organization by *Baseball America* ... **1998:** Spent entire season in big leagues ... Made ML debut as OAK's Opening Day catcher, 4/1 vs BOS (0-3, 2 SO) ... Singled off NYY's David Cone, 4/4 for first ML hit ... Belted first ML HR, 4/14 at BOS (Butch Henry) ... Named to Topps All-Rookie team ... Finished 2nd in AL with 13 sacs ... **1999:** Started 2nd season as OAK's Opening Day catcher ... Hit just .160 (8-50) in 18 April games ... Optioned to Vancouver (AAA), 7/12 ... Hit .364 in 10 games as C/DH before being recalled on 7/26; hit safely in 9 of the 10 games with 6 multi-hit games ... Hit 1st career grand slam and collected career-high 4 RBI, 8/14 at TOR (Joey Hamilton) ... Optioned back to Vancouver, 8/27, and hit .412 (7-17) in 5 games ... Recalled for final time on 9/6 and played in just 4 of OAK's final 24 games ... **2000:** Began season with Sacramento (AAA) as club's everyday catcher ... Hit safely in first 7 games of season (.424, 14-33, 2 HR, 6 RBI) ... Homered in first 2 games of season ... Had a season-high 10-game hitting streak, 5/28-6/9 (.429, 18-42, 3 2B, 1 3B, 6 RBI) ... Collected a season-high 4 hits 3 times, 4/8 at Fresno, 6/8 vs Calgary and 6/23 vs Las Vegas ... Recalled on 9/1 and appeared in 6 games ... **2001:** Traded to KC, 1/8, in 3-team deal and opened season in major leagues ... Stared 20 of 29 games, 5/23-6/24 ... Was hitting .160 on 7/8 and was optioned to Omaha (AAA), 7/11 ... Hit safely in 35 of 45 minor league games (78%) ... Recalled on 9/4 and appeared in only 2 games as pinch-hitter (0-2) ... **2002:** Spent entire season in majors ... Went hitless in first 17 at-bats of season before collecting his first hit, 4/30 at DET ... Hit .272 (49-180) for remainder of season ... Matched career high with 4 RBI, 5/14 vs MIN.

PERSONAL: Andrew Jay Hinch ... Married, wife's name is Erin; one daughter, Halley (9/23/02) ... 1992 graduate of Midwest City High School (OK) ... Named Gatorade Circle of Champions National High School Baseball Player of the Year following his senior season ... Attended Stanford University and majored in psychology ... Named a Freshman All-American by *Baseball America* in 1993 ... Selected to All-Southern Division team in Pac-10 Conference and Third-Team All-American by BA as a sophomore ... Played for Team USA during summers of 1993-96, winning a bronze medal at the 1996 Summer Olympics.

A.J. HINCH'S CAREER RECORD

YEAR	CLUB	AVG	G	AB	R	H	2B	3B	HR	RBI	SH	SF	HB	BB	SO	SB	CS	E
1997	Modesto	.309	95	333	70	103	25	3	20	73	4	4	11	42	68	8	3	3
	Edmonton	.376	39	125	23	47	7	0	4	24	0	0	3	20	13	2	0	3
1998	OAKLAND	.231	120	337	34	78	10	0	9	35	13	7	4	30	89	3	0	9
1999	Vancouver	.377	15	61	9	23	3	0	2	7	0	0	1	3	12	1	1	5
	OAKLAND	.215	76	205	26	44	4	1	7	24	9	1	2	11	41	6	2	1
2000	Sacramento	.266	109	417	65	111	23	2	6	47	2	5	7	45	67	5	5	4
	OAKLAND	.250	6	8	1	2	0	0	0	0	0	0	1	1	0	0	0	1
2001	Omaha	.321	45	168	28	54	14	0	10	33	0	1	1	11	33	1	0	3
	KANSAS CITY	.157	45	121	10	19	3	0	6	15	1	1	3	8	26	1	1	1
2002	KANSAS CITY	.249	72	197	25	49	7	1	7	27	2	0	3	18	35	3	3	4
2003	Toledo	.259	55	185	20	48	15	1	4	23	2	1	4	13	38	0	1	3
	DETROIT	.203	27	74	7	15	3	1	3	11	1	2	2	3	18	0	0	2
Minors Totals		.299	358	1289	215	386	87	6	46	207	8	11	27	134	231	17	10	21
ML Totals		.220	346	942	103	207	27	3	32	112	26	11	14	71	210	13	6	18

HINCH'S CAREER TRANSACTIONS

- Selected by Chicago White Sox in 2nd round of June 1992 draft, but did not sign.
- Selected by Minnesota Twins in 3rd round of June 1995 draft, but did not sign.
- Selected by Oakland A's in 3rd round of June 1996 draft.
- Traded to Kansas City Royals with Angel Berroa (ss) and cash in a three-team trade in which Oakland acquired Cory Lidle (rhp) from Tampa Bay Devil Rays and Johnny Damon (of), Mark Ellis (2b) and cash from Kansas City, Tampa Bay acquired Ben Grieve (of) and cash from Oakland and Kansas City acquired Roberto Hernandez (rhp) from Tampa Bay, January 8, 2001.
- Signed by Cleveland Indians as a minor league free agent, December 23, 2002.
- Traded to Detroit Tigers for cash, March 29, 2003.
- Placed on disabled list with pulled left groin, July 18-August 3, 2003.
- Placed on disabled list with strained left groin, August 6-September 1, 2003; included rehabilitation assignment to Toledo, August 24-31.
- Signed by Philadelphia as a minor league free agent, January 7, 2004.

HINCH'S CAREER FIELDING

POSITION	PCT	G	PO	A	E	TC	DP	PB
Catcher	.987	334	1658	116	24	1798	16	26

HINCH'S GAME HIGHS

HITS: 3 – 6 times, last: 6/20/02 at MTL ... **RUNS:** 2 – 12 times, last: 9/14/02 at DET ... **DOUBLES:** 2 – 9/5/98 vs TB; 7/9/03 vs CWS ... **TRIPLES:** 1 ... **HOME RUNS:** 1 ... **RBI:** 4 – 8/14/99 at TOR; 5/14/02 vs MIN ... **WALKS:** 2 – 5 times, last: 5/7/02 at MIN ... **STOLEN BASES:** 1 ... **HITTING STREAK:** 8 games – 5/22-6/6/98 ... **GRAND SLAMS:** 1 – 8/14/99 at TOR (Joey Hamilton) ... **PINCH-HR:** 1 – 9/22/03 at KC ... **INSIDE-THE-PARK HR:** None.

BRIAN HITCHCOX ★ INF

B-T: L-R

HT: 5-11; **WT:** 180

AGE: 25, turns 26 on July 21

BORN: July 21, 1978, Crossville, TN

RESIDES: Clearwater, FL

HOW OBTAINED: Phillies 25th round pick in June 1999 draft.

78

2003 SEASON: Began season with Reading (AA) ... Tied for 1st in Eastern League in fielding % among 2nd basemen (.986, 6 E in 419 TC) ... Batted safely in 9 of first 12 games (.343, 12-35, 1 2B, 1 3B, 2 HR, 6 RBI, 11 R) ... Named Phillies Minor League Player of the Week twice, 4/14-20 and 4/28-5/4 ... Hit 3 doubles, 4/28 at Portland; most by an R-Phil since 7/23/96 (Marlon Anderson) ... Reached base in all 6 plate appearances, 5/19 vs Erie (2 H, 4 BB) ... Hit safely in 12 of 13 games, 5/21-6/2 (.347, 17-49, 2 2B, 2 3B, 1 HR, 7 RBI, 8 R) ... Had season-high 4 RBI, 6/2 vs Erie ... Played for Phillies



in Hall of Fame Game at Cooperstown, NY, 6/16 vs TB (1-2, R) ... On temporarily inactive list, 7/4-7/6 ... Transferred to DL, 7/7 (strained right hamstring) ... Activated on 7/20 ... Promoted to Scranton/Wilkes-Barre (AAA), 8/13, where he finished the season.

CAREER: Five-year pro ... **1999:** Made pro debut at Batavia (A) ... **2000:** Began season at Piedmont (A) with 7-game hitting streak (14-27) ... Had 9 at-bats, 7/24 at Delmarva ... Reached base safely in 10 straight games, 7/24-8/7 (13-43) ... Hit .300 (3-10) in 3 South Atlantic League playoff games ... **2001:** Began season at Clearwater (A) ... Promoted to Reading, 5/18 and appeared in just 9 games before being returned to Clearwater, 6/1 ... **2002:** Began season with Reading ... Optioned to Clearwater, 4/29 ... Reached season highs with 5 hits and 4 runs, 5/9 vs Charlotte ... Hit .343 in 18 home games for Clearwater, before being promoted back to Reading, 6/4, where he stayed for rest of season ... Had a season-best 4 RBI, 8/2 vs Erie ... Hit .295 vs RHP for Reading ... Played for Grand Canyon in Arizona Fall League.

PERSONAL: Samuel Brian Hitchcox ... Married Erica Murphy (2/17/01) ... 1996 graduate of Rhea County High School, where he played baseball and basketball ... Attended Samford University (AL) ... Played Little League and American Legion ball ... Hobbies: Golf, weightlifting.

BRIAN HITCHCOX' CAREER RECORD

YEAR	CLUB	AVG	G	AB	R	H	2B	3B	HR	RBI	SH	SF	HP	BB	SO	SB	CS	E
1999	Batavia	.223	54	166	22	37	5	1	2	18	1	3	8	19	14	7	1	18
2000	Piedmont	.268	112	407	48	109	19	2	3	42	2	3	16	25	35	10	8	11
2001	Clearwater	.195	32	87	9	17	2	1	1	6	3	1	1	8	6	2	3	4
	Reading	.120	9	25	1	3	0	0	0	1	0	0	0	0	5	1	0	0
2002	Reading	.266	91	297	43	79	18	2	6	27	3	1	5	16	30	4	5	7
	Clearwater	.248	32	121	17	30	4	0	1	12	0	1	2	12	17	4	3	7
2003	Reading	.250	92	304	36	76	13	4	5	27	5	1	7	41	54	8	5	6
	Scranton	.222	15	45	2	10	1	0	1	2	0	0	0	3	0	1	0	
Minors Totals		.249	437	1452	178	361	62	10	19	135	14	10	39	121	164	36	26	53

HITCHCOX' CAREER TRANSACTIONS

- Selected by Philadelphia in 25th round of June 1999 draft.

RUSS JACOBSON ★ C



B-T: R-R

HT: 6-3; **WT:** 210

AGE: 26, turns 27 on October 14

BORN: October 14, 1977, Phoenix, AZ

RESIDES: Scottsdale, AZ

HOW OBTAINED: Phillies 3rd round pick in June 1999 draft.

73

2003 SEASON: Went to spring training as non-roster invitee ... Second season with Reading (AA) ... Had 4 different stints on the disabled list and appeared in a professional-low 37 games ... Hit in the jaw with a foul tip and placed on DL with a concussion, 4/11 ... Activated, 4/22 ... Appeared in 11 games before being placed back on DL, 5/7, with back spasms ... Activated on 5/16 ... Placed on DL, 6/15, with a bruised left hand (HBP) ... Activated, 6/27 ... Placed on the DL for the final time, 7/10, with a fractured left hand; HBP in same spot as he was hit on 6/15 ... Was out for remainder of season ... Overall, had 21 hits in his final 59 at-bats (.356) ... Threw out 7 of 35 base stealers (20.0%) ... Hit .333 (21-63) in 23 home games.

CAREER: Four-year pro ... **1999:** Selected by Phillies in 3rd round of June draft ... Made pro debut in Florida Instructional League ... **2000:** Played for Piedmont (A) ... Selected as South Atlantic League in-season All-Star ... Had 5 RBI twice: 5/1 vs Augusta and 8/16 at Hickory ... Placed on DL, 7/26-8/6 with a broken jaw ... Hit .333 (4-12, 3 HR, 15 RBI) with bases loaded ... **2001:** Spent season with Clearwater (A) ... Threw out 33% (31-94) of attempted base stealers ... Played in FIL ... **2002:** Spent entire season with Reading ... Had a season-high 6 RBI, 4/8 at Altoona ... Went 3-for-5, 2 2B, 1 3B, 3 RBI, 2 R, 6/1 vs Altoona ... Hit .571 (4-7), 9 RBI with bases loaded ... Had a .992 fielding % and threw out 23.2% (19-82) of potential base stealers ... Hit a combined .273 for Grand Canyon and Maryvale in Arizona Fall League.

PERSONAL: Russell Eugene Jacobson ... Single ... 1996 graduate of Horizon High School ... Attended University of Miami (FL) and was a teammate of Pat Burrell and Jason Michaels ... Member of Miami's 1999 National Championship team ... Hit .380, 14 HR, 41 RBI in 40 games before missing the rest of season with a broken wrist ... Played Little League, Babe Ruth and Connie Mack ball ... Hobbies: Hunting and fishing.

RUSS JACOBSON'S CAREER RECORD

YEAR	CLUB	AVG	G	AB	R	H	2B	3B	HR	RBI	SH	SF	HP	BB	SO	SB	CS	E
2000	Piedmont	.247	102	348	43	86	17	0	19	71	2	1	11	29	105	0	1	4
2001	Clearwater	.208	102	351	35	73	21	2	4	40	2	5	10	27	99	1	0	5
2002	Reading	.195	86	282	20	55	15	0	3	34	1	0	8	18	78	1	0	4
2003	Reading	.275	37	109	9	30	4	0	1	5	0	1	4	7	16	1	1	2
Minors Totals		.224	327	1090	107	244	57	2	27	150	5	7	33	81	298	3	2	15

JACOBSON'S CAREER TRANSACTIONS

- Selected by Philadelphia in 3rd round of June 1999 draft.

TRENT PRATT ★ C



77

B-T: R-R

HT: 6-2; **WT:** 210

AGE: 24, turns 25 on August 25

BORN: August 25, 1979, Salt Lake City, UT

RESIDES: Wichita, KS

HOW OBTAINED: Phillies 12th round pick in June 2002 draft.

2003 SEASON: Spent season with Clearwater (A) ... Florida State League All-Star ... Had .991 fielding % (5 E, 543 TC) for 2nd straight season ... Reached base safely in 9 straight games, 6/12-7/4 ... Scored 6 runs over 4 games, 7/19-23 ... Stole 1st (and only) base of pro career, 7/31 at Palm Beach ... Appeared in all 78 games as a catcher ... Hit .750 (3-4) with bases loaded ... Played in Florida Instructional League.

CAREER: Two-year pro ... **2002:** Made pro debut with Batavia (A) ... Compiled .991 fielding % (2 E, 218 TC) ... FIL.

PERSONAL: Trent S. Pratt ... Married Darice Smith (6/28/02) ... Attended Auburn University.

TRENT PRATT'S CAREER RECORD

YEAR	CLUB	AVG	G	AB	R	H	2B	3B	HR	RBI	SH	SF	HP	BB	SO	SB	CS	E
2002	Batavia	.237	39	118	10	28	7	0	0	12	2	2	3	19	33	0	1	2
2003	Clearwater	.217	78	253	31	55	13	1	0	25	2	1	3	26	50	1	0	5
Minors Totals		.224	117	371	41	83	20	1	0	37	4	3	6	45	83	1	1	7

PRATT'S CAREER TRANSACTIONS

- Selected by Philadelphia in 12th round of June 2002 draft.

JIM RUSHFORD ★ 1B/OF



76

B-T: L-L

HT: 6-1; **WT:** 220

AGE: 29

BORN: March 24, 1974, Chicago, IL

RESIDES: San Diego, CA

ML SERVICE: 27 days

HOW OBTAINED: Signed by Phillies as a minor league free agent, 11/13/03.

2003 SEASON: Signed by TEX, 1/13 ... Began season with Oklahoma (AAA) ... Hit just .190 in 24 games before being released, 5/11 ... Signed with MIL, 5/15, and assigned to Indianapolis ... Reached base safely in 24 straight games, 5/18-6/13 ... Slugged grand slam and had season-high 5 RBI, 6/28 vs Richmond ... Indianapolis Player of the Month for July (.298, 3 HR, 19 RBI) ... Finished 5th in International League in avg (.311) ... Led Indianapolis with 35 multi-hit games and .371 OBP ... Hit .500 (3-6), 11 RBI with bases loaded ... Appeared in 67 games at 1B, 23 in LF and 7 in RF.

CAREER: Eight-year pro ... **1996:** Played and pitched for Dubois County of independent Heartland League ... Went 4-4, 4.34 ERA, 1 save in 21 appearances as pitcher ... Saw limited action in field as OF/DH ... **1997:** Made 8 pitching appearances for Mission Viejo of Western League ... Had a 12.00 ERA and was released ... **1998:** Did not play professionally ... **1999:** Signed with Schaumburg of independent Northern League in May ... Became full-time position player at both 1B and OF ... **2000:** Spent season with Duluth-Superior of Northern League ... Finished 3rd in league in avg (.329) ... Named league's Rookie of the Year and selected to post-season All-Star team as OF ... Was 3rd on team in HR and RBI ... Signed by MIL, 11/22 ... **2001:** Began season with High Desert (A) before joining Huntsville (AA) in late June ... Batted .354, 21 HR, 91 RBI between both stops ... His avg was highest of any minor leaguer, 2 points higher than TEX's Hank Blalock ... Led all MIL minor leaguers in runs, hits and total bases (265) ... Selected as MIL's Minor League Player of the Year by *Baseball America* ... **2002:** Began season with Huntsville playing in 8 games ... Promoted to Indianapolis (AAA), 4/15 ... Selected as team's MVP ... MIL Minor League Player of the Month for August (.364 in 22 games) ... Had a 12-game hitting streak, 8/11-27 and 11-game streak, 6/23-7/4 ... Hit .349, 6/11 through remainder of season (69 G) ... Had contract purchased by MIL, 9/3, and made ML debut that night at CHI ... Singled off CIN's Jimmy Haynes, 9/8, for first ML hit ... Went 7-for-18 over 5-game span, 9/8-13 ... Hit 1st and only ML homer, 9/13 at ARI (Rick Helling) ... Made 20 starts in RF and 1 in LF ... Played for Mayaguez in Puerto Rican Winter League.

PERSONAL: James Thomas Rushford ... Married Danielle Hering (10/11/97); one daughter, Kelly (2/16/02) ... 1991 graduate of Maine South High School ... Attended San Diego State University ... During his time out of baseball worked as a roofer, delivery man, professional trainer, mover and bouncer.

JIM RUSHFORD'S CAREER PLAYING RECORD

YEAR	CLUB	AVG	G	AB	R	H	2B	3B	HR	RBI	SH	SF	HP	BB	SO	SB	CS	E
1996	Dubois Co. (Ind.)	.341	40	44	9	15	2	0	2	6	1	1	3	6	10	6	0	2
1998	Did not play																	
1999	Schaumburg (Ind.)	.289	47	166	26	48	12	2	2	28	2	3	3	23	27	7	2	3
2000	Duluth-Sup. (Ind.)	.329	75	289	53	95	16	3	12	53	0	0	4	25	32	13	5	2
2001	High Desert	.363	65	259	68	94	22	2	14	61	0	3	5	38	35	3	3	6
	Huntsville	.342	57	187	35	64	16	1	7	30	0	3	5	23	22	3	2	1
2002	Huntsville	.211	8	19	2	4	1	0	0	1	0	0	0	2	5	1	0	0
	Indianapolis	.316	117	405	54	128	33	3	7	68	1	3	7	45	41	0	2	2
	MILWAUKEE	.143	23	77	8	11	2	0	1	6	0	0	1	6	9	0	0	2
2003	Oklahoma	.190	24	84	8	16	4	1	0	9	0	2	2	8	11	2	0	1
	Indianapolis	.311	99	373	43	116	12	0	9	50	0	2	7	30	33	4	3	4
Minors Totals		.318	370	1327	210	422	88	7	37	219	1	13	26	146	147	13	10	14
ML Totals		.143	23	77	8	11	2	0	1	6	0	0	1	6	9	0	0	2

RUSHFORD'S CAREER PITCHING RECORD

YEAR	CLUB	W-L	ERA	G	GS	CG	SHO	SV	IP	H	R	ER	HR	HB	BB	SO	WP	BK
1996	Dubois City (Ind.)	4-4	4.35	21	6	0	0	1	62.0	58	41	30	4	6	33	51	10	0
1997	Mission Viejo (Ind.)	0-0	12.00	8	0	0	0	0	6.0	11	9	8	3	1	7	6	0	0
1999	Schaumburg (Ind.)	0-0	0.00	1	0	0	0	0	1.0	1	0	0	0	0	0	2	0	0

RUSHFORD'S CAREER TRANSACTIONS

- Signed by Milwaukee Brewers as a non-drafted free agent, November 22, 2000.
- Signed by Texas Rangers as a minor league free agent, January 13, 2003.
- Signed by Philadelphia as a minor league free agent, November 13, 2003.

RUSHFORD'S CAREER FIELDING

POSITION	PCT	G	PO	A	E	TC	DP
Outfield	.956	22	43	0	2	45	0

RUSHFORD'S GAME HIGHS

HITS: 3 – 9/13/02 at ARI ... **RUNS:** 2 – 9/11/02 vs STL; 9/13/02 at ARI ... **DOUBLES:** 1 ... **TRIPLES:** None ... **HOME RUNS:** 1 ... **RBI:** 2 – 9/8/02 vs CIN; 9/13/02 at ARI ... **WALKS:** 1 ... **STOLEN BASES:** None ... **HITTING STREAK:** 3 games – 9/10-13/02 ... **PINCH-HR:** None ... **GRAND SLAMS:** None ... **INSIDE-THE-PARK HR:** None.

JEREMY SALAZAR ★ C

B-T: R-R

HT: 6-0; **WT:** 200

AGE: 27, turns 28 on March 18

BORN: March 18, 1976, Lafayette, LA

RESIDES: Lafayette, LA

HOW OBTAINED: Phillies 19th round pick in June 1998 draft.



71

2003 SEASON: Second spring as non-roster invitee ... Played entire season at Scranton (AAA) ... Went 2-for-3, 1 HR and season-best 5 RBI, 6/22 (2) vs Durham ... Threw out 25 of 62 base stealers (40.3%), 7th-best in International League ... Hit .600 (6-10), 13 RBI with bases loaded.

CAREER: Six-year pro ... **1998:** Selected by Phillies in 19th round of June draft ... Began pro career at Batavia (A); threw out 33.8% of base stealers ... Promoted to Piedmont (A), 7/18; threw out 36.8% of base stealers ... Played in Florida Instructional League ... **1999:** Played majority of season at Piedmont ... Threw out 41.7% of potential base stealers; 1st among South Atlantic League catchers ... Promoted to Clearwater (A), 9/3 ... Made Florida State League debut, 9/4, and went 3-for-6 (double, RBI) ... Played in FIL for 2nd year ... **2000:** Spent entire season at Clearwater ... Hit 1st pro triple, 6/3 at Charlotte ... Placed on DL, 6/10 with a sore right elbow ... Had Tommy John surgery on right elbow, 6/30 (Dr. Jordan) and missed remainder of season ... **2001:** Made jump from single-A Clearwater to triple-A Scranton ... Started most games at catcher (47), splitting time with Johnny Estrada, Matt Walbeck and Jeff Reed ... Appeared in only 8 July games, but hit .357 (10-28) ... Hit .375 (12-32), 1 HR, 7 RBI in final 8 games of season ... Went 1-for-5 in 2 International League playoff games ... **2002:** Non-roster invitee to big league camp ... Backed up Johnny Estrada at Scranton all season, appearing in just 35 games at catcher ... Threw out 47% of potential base stealers (7-15) ... Hit .276 (8-29) against LHP.

PERSONAL: Jeremy Andrew Salazar ... Married Annie Brunet (12/10/99) ... 1994 graduate of Northside High School (Lafayette, LA), where he earned all-district and 2nd team all-state honors in his senior year ... Attended Florida State University, where he was a physical education major ... A 4-year starter at FSU ... In his Senior year, hit .337, 19 HR, 91 RBI and was named to All-ACC Team ... Hit 2 HR, 6 RBI in College World Series game vs Arizona State ... Played Connie Mack, American Legion, Cape Cod and semipro (Louisiana All-Stars) baseball ... Originally a shortstop, switched to catching in high school ... Hobbies: Fishing, hunting and golf.

JEREMY SALAZAR'S CAREER RECORD

YEAR	CLUB	AVG	G	AB	R	H	2B	3B	HR	RBI	SH	SF	HP	BB	SO	SB	CS	E
1998	Batavia	.279	20	68	6	19	5	0	2	18	0	0	1	4	21	0	0	0
	Piedmont	.285	41	158	20	45	10	0	2	19	0	1	4	23	39	1	0	2
1999	Piedmont	.252	98	345	37	87	17	0	10	36	1	4	7	27	90	1	0	13
	Clearwater	.300	2	10	1	3	1	0	0	1	0	0	0	0	2	0	0	0
2000	Clearwater	.250	45	164	18	41	11	1	1	25	1	1	1	13	37	0	0	5
2001	Scranton	.231	47	160	16	37	13	0	1	16	2	1	0	10	35	0	0	5
2002	Scranton	.209	42	129	10	27	6	0	0	10	4	1	0	11	34	1	0	4
2003	Scranton	.182	71	231	16	42	7	0	3	25	3	3	1	15	51	0	0	8
Minors Totals		.238	366	1265	124	301	70	1	19	150	11	11	14	103	309	3	0	37

SALAZAR'S CAREER TRANSACTIONS

- Selected by Philadelphia in 19th round of June 1998 draft.



MARK SMITH ★ OF

B-T: R-R

HT: 6-3; **WT:** 235

BORN: May 7, 1970, Pasadena, CA

RESIDES: Arcadia, CA

ML SERVICE: 4 years, 141 days

HOW OBTAINED: Signed by the Phillies as a minor league free agent, 12/2/03.

2003 SEASON: Signed by MIL, 1/29 ... Began season with Indianapolis (AAA) ... Named to Triple-A All-Star team ... Had a 14-game hitting streak, 4/26-5/12 (.382) ... Batted .361 vs LHP ... Had 33 multi-hit games ... Had contract purchased by MIL, 8/8 ... Hit a 3-run GW, pinch-HR, 8/19 vs PHI ... Clubbed another pinch-HR, 8/25 at CIN ... Made 13 starts in OF for MIL ... Elected free agency, 10/2, after being outrighted to Indianapolis.

CAREER: 13-year pro ... **1991:** Began pro career with Frederick (A) ... **1992:** Spent entire season with Hagerstown (AA) ... Led the Eastern League in doubles (32) ... **1993:** Played first full season at Rochester (AAA) ... Named to Triple-A All-Star team as starting RF ... Orioles Minor League Player of the Month for May (.393, 4 HR, 23 RBI) ... **1994:** Began season with Rochester ... Made ML debut, 5/14 at MIN and singled for first ML hit ... Named to International League post-season All-Star team ... **1995:** Began season with Rochester ... Had 2 separate stints with BAL ... Clubbed first major league HR, 8/25 vs CAL (Mike Butcher) ... **1996:** Third consecutive season split between Rochester and BAL ... Began season with Rochester ... Promoted to BAL, 5/18 ... Sent back to Rochester, 6/6 ... Returned to BAL, 6/16 ... Hit pinch HR, 7/1 vs TOR ... Placed on DL, 7/23 (bruised shin) ... **1997:** Traded to SD, 1/9 ... Traded again at end of spring training to PIT, 3/29 ... Began season with Calgary (AAA) ... Recalled by PIT and started in LF before suffering a pulled hamstring ... Placed on DL, 5/24 ... Became PIT's first-ever DH, 6/16, and slammed a HR in his 1st at-bat ... Hit safely in 7 straight games, 6/18-28 (.357, 6 2B, 7 RBI) ... Hit a 3-run pinch-HR in bottom of 10th inning to preserve a combined no-hitter for Francisco Cordova and Ricardo Rincon, 7/12 at HOU ... Had a career-high 4 hits, 8/8 vs MIL ... **1998:** Began season with PIT ... Went hitless in first 31 AB (longest streak since Ozzie Smith went 0-32 with SD in 1982) ... Placed on DL, 5/4 (strained right intercostal) ... Activated from DL, 5/19 and doubled for his first hit that night vs SD ... Hit .289 (24-83) during 34-game stretch, 5/19-8/2 ... Granted free agency, 9/29 ... **1999:** Played entire season in Japan with Yakult, including 6-game rehab assignment with minor league affiliate ... Appeared in 98 games and launched a pro-high 20 HR ... Signed by FLA, 12/14 ... **2000:** Made FLA's Opening Day roster ... Played in a career-high 104 games ... Tied for 10th in NL with 11 pinch-hits ... Achieved fame by pulling a motorist from a burning car after an accident on I-75 ... Received the Steve Palermo Award for heroism by Baseball Assistance Team (BAT) for his actions ... Signed by MTL, 12/2 ... **2001:** Began season with Ottawa (AAA) ... Had contract purchased by MTL, 5/22 ... Batted .385 (15-39), 5 2B, 2 HR, 4 RBI, 9 runs during career-best 9-game hit streak, 6/29-7/13 (team went 7-2) ... Had a career-high 194 ML at-bats ... **2002:** Released by MTL, 2/13 ... Signed by FLA, 2/23 ... Spent season with Calgary (AAA) ... Notched a .369 OBP and .460 slugging % ... Granted free agency, 10/15.

PERSONAL: Mark Edward Smith ... Married Jennifer Welsh (1/20/00) ... Graduate of Arcadia High School (CA) ... Attended University of Southern California ... All-American in baseball at USC ... Finished college career as Trojans' all-time leader in RBI (168), SB (57) and triples (13).

MARK SMITH'S CAREER RECORD

YEAR	CLUB	AVG	G	AB	R	H	2B	3B	HR	RBI	SH	SF	HP	BB	SO	SB	CS	E
1991	Frederick	.250	38	148	20	37	5	1	4	29	0	3	2	9	24	1	3	1
1992	Hagerstown	.288	128	472	51	136	32	6	4	62	0	6	4	45	55	15	5	4
1993	Rochester	.280	129	485	69	136	27	1	12	68	0	2	9	37	90	4	6	7
1994	Rochester	.247	114	437	69	108	27	1	19	66	1	3	7	35	88	4	3	5
	BALTIMORE	.143	3	7	0	1	0	0	0	2	0	0	0	0	2	0	0	0
1995	Rochester	.277	96	364	55	101	25	3	12	66	1	7	7	24	69	7	3	7
	BALTIMORE	.231	37	104	11	24	5	0	3	15	2	1	1	12	22	3	0	0
1996	Rochester	.348	39	132	24	46	14	1	8	32	0	1	4	14	22	10	1	2
	BALTIMORE	.244	27	78	9	19	2	0	4	10	0	3	3	3	20	0	2	1
	Frederick	.000	1	1	0	0	0	0	0	0	0	0	0	0	0	0	0	0
	Bowie	.091	6	22	1	2	0	0	1	2	0	0	2	1	6	0	0	0
1997	Calgary	.372	39	137	37	51	14	1	14	42	0	0	2	21	15	2	1	1
	PITTSBURGH	.285	71	193	29	55	13	1	9	35	0	1	0	28	36	3	1	0
	Carolina	.417	3	12	5	5	1	0	3	4	0	0	0	0	1	0	0	1
1998	PITTSBURGH	.195	59	128	18	25	6	0	2	13	0	3	3	10	26	7	0	1
	Nashville-a	.355	24	93	18	33	10	1	8	30	0	1	3	11	20	3	1	2
1999	Yakult-a	.357	6	14	2	5	1	0	2	5	0	0	0	4	1	0	0	0
	Yakult	.259	98	293	38	76	11	1	20	55	0	0	7	22	83	3	0	0
2000	FLORIDA	.245	104	192	22	47	8	1	5	27	0	2	2	17	54	2	0	0
2001	Ottawa	.207	40	145	20	30	8	0	6	17	1	0	2	15	38	4	2	2
	MONTREAL	.242	80	194	28	47	13	1	6	18	1	2	2	23	38	0	2	0
2002	Calgary	.290	115	389	60	113	30	0	12	55	0	3	9	41	79	5	2	3
2003	Indianapolis	.294	103	388	46	114	25	2	15	62	0	2	5	21	58	3	2	2
	MILWAUKEE	.238	33	63	8	15	4	0	3	10	0	2	0	4	13	0	0	1
Minors Totals		.283	875	3225	475	912	218	17	118	535	3	28	56	274	565	58	29	37
AL Totals		.233	67	189	20	44	7	0	7	27	2	4	4	15	44	3	2	1
NL Totals		.245	347	770	105	189	44	3	25	103	1	7	7	82	167	12	3	2
ML Totals		.243	414	959	125	233	51	3	32	130	3	11	11	97	211	15	5	3

a-Rehabilitation Assignment

SMITH'S CAREER TRANSACTIONS

- Selected by Baltimore Orioles in 1st round (9th overall) of June 1991 draft.
- Traded to San Diego Padres for Leroy McKinnis (c), January 9, 1997.
- Traded to Pittsburgh Pirates with Hal Garrett (p) for Angelo Encarnacion (c) and Trey Beamon (of), March 29, 1997.
- Signed by Yakult of the Japan League as a free agent, 1999.
- Signed by Florida Marlins as a minor league free agent, December 14, 1999.
- Signed by Montreal Expos as a minor league free agent, November 17, 2000.
- Re-signed by Montreal Expos as a minor league free agent, December 18, 2001.
- Signed by Florida Marlins as a minor league free agent, February 23, 2002.
- Signed by Milwaukee Brewers as a minor league free agent, January 29, 2003.
- Signed by Philadelphia as a minor league free agent, December 2, 2003.

SMITH'S CAREER FIELDING

POSITION	PCT	G	PO	A	E	TC	DP
Outfield	.993	245	401	12	3	416	2
First base	1.000	16	89	9	0	98	4

SMITH'S GAME HIGHS

HITS: 4 – 8/30/97 at MIL ... **RUNS:** 3 – 8/30/97 at MIL ... **DOUBLES:** 2 – 5 times, last: 10/30/01 at FLA ... **TRIPLES:** 1 – 3 times, last: 10/7/01 at NYM ... **HOME RUNS:** 2 – 7/2/00 at MTL ... **RBI:** 3 – 6 times, last: 8/19/03 vs PHI ... **WALKS:** 2 – 13 times, last: 9/26/03 at HOU ... **STOLEN BASES:** 1 ... **HITTING STREAK:** 9 games – 6/29-7/13/01 ... **GRAND SLAMS:** None ... **PINCH-HR:** 5 times – last: 8/25/03 at CIN ... **INSIDE-THE-PARK HR:** None.



MATT SQUIRES ★ LHP



B-T: L-L

HT: 5-10; **WT:** 200

AGE: 25

BORN: January 24, 1979, Lewiston, ID

RESIDES: Lewiston, ID

HOW OBTAINED: Phillies 19th round pick in June 2001 draft.

2003 SEASON: Spent season with Clearwater (A) ... Was scored upon in only 8 of 41 appearances ... Recorded a 0.74 ERA from May to July ... Pitched 13.1 scoreless innings, 6/3-7/4 (7 G) ... Held left-handers to .206 avg ... Finished season with 9.2-inning scoreless streak (6 G) ... Allowed only 1 HR all season, 8/12 vs Lakeland ... Pitched in Florida Instructional League ... Pitched for Mesa in Arizona Fall League.

CAREER: Three-year pro ... **2001:** Made pro debut with Gulf Coast Phillies (R), 6/20 vs Tigers ... Did not allow an ER in 9 consecutive outings (15.0 IP), 7/17-8/17 ... Promoted to Clearwater (A), 8/26 ... **2002:** Spent entire season with Lakewood (A) ... Led team in saves (8) ... Made 1st pro start in final appearance of season, 9/2 at Kannapolis (6.0 IP, 0 R), and struck out season-high 10 batters ... Averaged 9.7 SO/9.0 IP ... Compiled 2.11 ERA in 21 home appearances ... FIL.

PERSONAL: Matthew Frances Squires ... Single ... 1997 graduate of Lewiston High School ... Attended Whitworth College (WA) ... Played Little League, Babe Ruth, American Legion ball ... Hobbies: Pool, ping pong, hunting, fishing, camping, ceramics.

MATT SQUIRES' CAREER RECORD

YEAR	CLUB	W-L	ERA	G	GS	CG	SHO	SV	IP	H	R	ER	HR	HB	BB	SO	WP	BK
2001	Phillies, GCL	0-2	1.21	17	0	0	0	0	29.2	16	5	4	0	3	11	33	2	0
	Clearwater	0-1	6.75	4	0	0	0	0	5.1	5	4	4	1	0	7	8	1	0
2002	Lakewood	5-6	3.82	36	1	0	0	8	66.0	62	34	28	3	6	40	71	4	0
2003	Clearwater	4-2	1.86	41	0	0	0	2	63.0	61	14	13	1	0	23	52	5	2
Minors Totals		9-11	2.69	98	1	0	0	10	164.0	144	57	49	5	9	81	164	12	2

SQUIRES' CAREER TRANSACTIONS

- Selected by Philadelphia in 19th round of June 2001 draft.

JEREMY WEDEL ★ RHP

B-T: R-R

HT: 6-0; **WT:** 195

AGE: 27, turns 28 on November 27

BORN: November 27, 1976, Wasco, CA

RESIDES: Wasco, CA

HOW OBTAINED: Phillies 20th round pick in June 1998 draft.



70

2003 SEASON: Second season with Scranton (AAA) ... Placed on DL, 5/13 (right elbow strain) ... Activated on 6/10 ... Earned lone win, 6/22 (2) vs Durham ... Made first start since 1998 in final appearance of season, 7/8 vs Toledo (3.2 IP, 7 H, 2 R, 2 ER, 1 BB, 1 SO) ... Held left-handers to .069 avg (2-29) ... Placed back on DL, 7/19 (right elbow strain), and had season-ending surgery.

CAREER: Six-year pro ... **1998:** Selected by Phillies in 20th round of June draft ... Made pro debut at Batavia (A) ... Went 5-1, 3.69 ERA in August ... Finished 4th in New York-Penn League in innings (88.1) ... Tied for most starts among all Phillies short-season minor leaguers with Geoff Geary (15) ... **1999:** Began season in extended spring ... Promoted to Clearwater (A), 5/13 ... Sent to Piedmont (A), 5/24 ... Did not allow an earned run in 7 consecutive appearances, 6/28-7/31 (16.2 innings) ... Returned to Clearwater, 9/3 ... **2000:** Spent entire season at Clearwater ... For 2nd straight season, had 7 consecutive scoreless appearances, 4/19-5/11 ... Allowed just 1 HR in 71.2 innings ... Participated in Florida Instructional League ... **2001:** Spent entire season with Reading (AA) ... Placed on DL, 4/25-5/4 with a strained right rib cage muscle ... Did not allow a run in 12 consecutive innings, 4/20-5/20 (8 games) ... Had a 2.03 ERA in 10 June games (13.1 IP, 3 ER) ... Played winter ball for Zulia, Venezuela ... **2002:** Spent entire season with Scranton ... Led team in relief wins (7) ... Made just 1 appearance before being placed on DL, 4/8, with a torn fingernail on his right middle finger ... Activated on 4/15 ... Had a 0.36 ERA through first 18 appearances (25.0 IP, 1 ER); included a 19.1-inning scoreless streak, 5/4-6/18 ... Recorded the win in 3 straight appearances, 5/16-20 ... Returned to DL, 5/28-6/4 with a strained upper back ... Allowed earned runs in just 9 of 43 appearances ... Went 5-1, 1.71 ERA on the road.

PERSONAL: Jeremy Michael Wedel ... Single ... 1994 graduate of Wasco Union High School ... Attended Armstrong Atlantic State University ... Played Little League and Kansas Jayhawk League ball.

JEREMY WEDEL'S CAREER RECORD

YEAR	CLUB	W-L	ERA	G	GS	CG	SHO	SV	IP	H	R	ER	HR	HB	BB	SO	WP	BK
1998	Batavia	7-6	4.38	16	15	1	0	0	88.1	102	48	43	3	3	15	65	11	0
1999	Piedmont	5-3	2.16	23	0	0	0	3	50.0	46	19	12	2	3	8	40	2	0
	Clearwater	0-0	1.69	4	0	0	0	0	5.1	4	1	1	0	0	1	3	1	0
2000	Clearwater	5-4	2.13	39	0	0	0	9	71.2	43	19	17	1	3	30	45	4	0
2001	Reading	5-3	3.71	45	0	0	0	5	63.0	67	33	26	4	6	16	43	1	1
2002	Scranton	7-1	2.69	43	0	0	0	1	60.1	60	24	18	1	4	20	34	1	1
2003	Scranton	1-0	3.76	17	1	0	0	0	26.1	28	12	11	2	1	9	18	2	0
Minors Totals		30-17	3.16	187	16	1	0	18	365.0	350	156	128	13	20	99	248	22	2

WEDEL'S CAREER TRANSACTIONS

- Selected by Philadelphia in 20th round of June 1998 draft.



Everything Baseball On Demand for the PRESS




Statistical Reports,
Game Notes,
Press Releases,
Press Conference
Transcripts,
Online Credentialing,
Headshots and Logos.

Major League Baseball's Virtual Press Box

www.mlbpressex.com

MLB.com 



Jim Thome tied for the Major League lead and led the National League with 47 home runs in 2003.

2003 REVIEW

2003 DAY BY DAY	174-175
2003 FINAL STATISTICS	168-169
2003 HIGHS & LOWS	173
2003 SPRING TRAINING STATISTICS	167
2003 STARTERS BY FIELDING POSITION	172
2003 TEAM NOTES	164-165
2003 TRANSACTIONS	176
DETAILED FIELDING STATISTICS	172
DETAILED HITTING	170
MAJOR LEAGUE STANDINGS	166
PHILLIES CLUB STATISTICS	170
PINCH-HITTING	169
TEAM HITTING STATISTICS	171
TEAM PITCHING STATISTICS	171
WILD CARD STANDINGS	166



2003 TEAM NOTES

BOWA BALL

Manager Larry Bowa has 252 wins in his first three years as Phillies manager, which is the most by a Phillies manager in his first three seasons since 1915-17 when Pat Moran accumulated 278 wins and is tied for the second-best total in team history (Bill Shettsline also had 252 wins from 1899-1901). Since taking over, Bowa is 252-233 (.520).

TURNSTILE TRAFFIC

For the first time since 1995, the Phillies topped the 2 million mark in attendance at 2,259,903. It was the highest total by the club since 1994, when they attracted 2,290,971 fans. The Phillies tied a Veterans Stadium record with eight sellouts on the season, including their final four games, and set a record for highest attendance in a three-game span with 175,343 for the final weekend. Overall, they ranked 10th in the National League for attendance in 2003.

MILESTONE MEN

- Jose Mesa set the Phillies' all-time franchise record for saves when he earned his 105th on Sunday afternoon, June 29 at Camden Yards against the Orioles. Mesa finished the season with a club-record 111 saves as a Phillie (249 career).
- Dan Plesac finished the season with 1,064 career appearances, ranking fourth on Major League Baseball's all-time list.
- Bobby Abreu singled for his 1,000th career hit, July 4, off Carl Pavano.
- Jim Thome collected his 1,000th RBI on July 23 at Wrigley Field with a two-run homer off Matt Clement.

THE THOMENATOR

In just his first season with the club, Jim Thome's 47 homers set several single-season franchise records:

- Most home runs by a first baseman ... Former record: Deron Johnson, 34 in 1971.
- Most home runs by a left-handed hitter ... Former record: Chuck Klein, 43 in 1929.
- Most home runs at Veterans Stadium (28) ... Former record: Mike Schmidt, 25 in 1980.
- Most home runs in September (10) ... Former record: Klein (1929) and Schmidt (1980), 9.

FOR THE RECORD

The Phillies were one of only three National League teams to post a winning record against the Braves in 2003 (10-9). The other two were Florida (10-9) and San Francisco (4-2). For the Phils, it was the first time they won a season series over Atlanta since 1991 (7-5). Since then, the closest the Phillies had come was 1992 and 1993 when they went 6-6 against Atlanta in both seasons.

BURRELL COMPLETES A SIX PACK

With two home runs off Greg Maddux on April 9 vs Atlanta, Pat Burrell became only the sixth player to ever hit two off Maddux in the same game. Of those six players, three have been Phillies: Benito Santiago did it on May 3, 1996 and Scott Rolen did it on September 17, 2001. Burrell was the first player to do it since Rolen.

FOUR HORSEMEN

For just the third time in franchise history and first time in over a century, the Phillies had four pitchers who won at least 14 games each. Kevin Millwood (14-12), Randy Wolf (16-10), Vicente Padilla (14-12) and Brett Myers (14-9) became the first quartet to accomplish the feat since 1901 when Al Orth (20-12), Red Donahue (20-13), Bill Duggleby (20-12) and Doc White (14-13) did it. Their seven complete-game shutouts were the most since the team had eight in 1993.

GRAND OLE TIME

On September 9 in Atlanta, Tomas Perez and Jason Michaels each hit their first career grand slams. It was just the third time in franchise history that two Phillies hit grand slams in one game. The others: April 28, 1921 vs Boston (Ralph Miller and pitcher Lee Meadows) and August 18, 1997 vs San Francisco (Mike Lieberthal and Billy McMillon). Overall, the Phillies hit six grand slams this season, the most since hitting a club-record eight in 1993. In addition to Perez and Michaels, Bobby Abreu, Mike Lieberthal and rookies Marlon Byrd and Chase Utley all hit one (Utley's was his first career hit).

THE THOMENATOR, PART II

Jim Thome did something this season that had been done only five previous times in the history of baseball. He hit two game-tying home runs after the seventh inning on June 21 against the Red Sox. St. Louis' Tino Martinez did it three days later against the Reds. Here are the only other players to ever accomplish that feat:

Player	Team	Date	Innings
Art Shamsky	Reds	8/12/66	10th & 11th*
Ron Santo	Cubs	6/27/73	9th & 13th
Ron Fairly	Expos	8/20/73	8th & 10th
Ryne Sandberg	Cubs	6/23/84	9th & 10th
Roberto Alomar	Blue Jays	5/10/91	9th & 11th

*Shamsky also homered in the 8th to put his team ahead

HE LOVES NEW YORK

Pat Burrell homered four times at Shea Stadium this season to bring his career total to 12 in 35 games since debuting in 2000. In the 10 career games he's homered in (including two multi-homer games), the Phillies are 9-1. Burrell also has 32 RBI in the 35 games.

2003 TEAM NOTES

SUMMER CATCH

In the first three months of the season (March 31–June 30), the Phillies caught just eight of 73 potential base stealers (11%), the worst mark in the major leagues. Over the final three months, however, (July 1–September 28), the club threw out 16 of 63 (25%) potential base stealers (including five of their last 15), the 10th-best mark in the majors over that time (7th best in NL).

THE MAGNIFICENT KEVIN

Kevin Millwood's no-hitter on April 27 against San Francisco was the 215th no-hitter in the major leagues and first since Boston's Derek Lowe did it on the same date a year prior, April 27, 2002 vs Tampa Bay. For the Phillies franchise, it was the ninth in club history and first since Tommy Greene threw one on May 23, 1991 in Montreal. However, it was only the second thrown by a Phillie at Veterans Stadium, joining Terry Mulholland's on August 15, 1990, also against San Francisco (Montreal's Pascual Perez was the only other player to throw one at the Vet, 9/24/88, but his was a rain-shortened game). Millwood was also only the third pitcher in major league history to throw a 1-0 no-hitter; the Cardinals' Jose Jimenez was the last, June 25, 1999 at Arizona. Finally, Millwood was the third straight "Kevin" to pitch a no-hitter against the Giants, joining Kevin Gross (1992) and Kevin Brown (1997).

AT HOME ON THE ROAD

Thanks to the Phillies, the Orioles set an all-time Camden Yards attendance record on June 28. The crowd of 49,549 was the largest ever at the ballpark, besting Game 3 of the 1997 ALDS against the Mariners (49,137). The Phillies also hold the second-largest regular season crowd in the history of Camden Yards. On July 7, 2001, the Orioles drew 49,072 fans to watch the Phillies defeat the O's.

LUCKY 13

On April 13, the Phillies made history when they scored a club-record 13 runs in the fourth inning at Cincinnati's Great American Ball Park, falling two runs short of the modern National League record. The previous team high for runs in an inning was 12, scored in the Baker Bowl against the Chicago Cubs on July 21, 1923 (6th inning of Game 1 of a doubleheader). The modern NL record is 15, set by the Brooklyn Dodgers against Cincinnati on May 21, 1952 in the first inning. During the record-setting inning, the Phillies collected six hits, including two by Jim Thome, and walked seven times (one intentional). Ricky Ledee put the icing on the cake with a three-run homer for the final runs of the inning. Eleven of the 13 runs scored with two outs. As it turned out, that was the only inning the Phillies scored, eventually winning the game, 13-1.

IT'S A MARATHON, NOT A SPRINT

On Friday night, June 27 at Camden Yards in Baltimore, the Phillies defeated the Orioles in 17 innings, despite having starting pitcher Brandon Duckworth leave with an injury after the first inning. The game lasted 5 hours, 41 minutes.

- It was the longest Phillies game in terms of innings and time since July 7, 1993 vs LA – 20 innings in 6 hours, 10 minutes.
- It was the most innings pitched by the Phillies bullpen in a game (16.0) as far back as records go (1930) in the 120-year history of the franchise. Records indicate the closest they ever came was 15.0 IP on August 21, 1980.
- The last time a major league bullpen pitched 16.0 innings in a game was April 11, 1992 when Cleveland's bullpen pitched 16.1 innings.
- It was the longest outing for Jose Mesa as a Phillie (3.0 IP) and longest for him since August 30, 2000 with the Mariners.
- It was the longest outing for Dan Plesac as a Phillie (2.0 IP) and longest for him since September 1, 2001 with the Blue Jays.
- Hector Mercado finished the game for his first major league save.
- Nick Punto got his first major league extra-base hit (double) and had his first multi-hit game.

SUMMER GLOVIN'

The Phillies finished the 2003 season ranked fifth in the National League with a .984 fielding percentage. It was the eighth time in the last nine years the club finished in the top five (1998–9th). The Phils committed 97 errors, which was the fifth-lowest total in the league. Nineteen of those errors were committed by the pitching staff, which was the most by any NL staff (only Cleveland's 21 were more in the majors). The last time Phillies pitchers made 19 errors was 1991; the last time they made more than 19 was 1990 (21). Individually, first baseman Jim Thome (.997) and shortstop Jimmy Rollins (.979) each finished with the 2nd-best fielding percentage at their respective positions. Second baseman Placido Polanco was leading the NL with a .996 fielding percentage when he was moved to third base in mid-August.

INTERLEAGUE PLAY

The Phillies went 8-7 against the American League this season. After beginning 0-3 against Seattle, the club went 8-4 for the remainder of the schedule, including a 3-game sweep of the Orioles in Baltimore. Interleague play was highlighted by the return of the A's to Philadelphia for the first time since 1954. The Phillies won the series against Oakland, 2-1, including a Sunday doubleheader sweep.



MAJOR LEAGUE STANDINGS

AL EAST	W	L	PCT.	GB	LAST 10 GAMES	STREAK	HOME	ROAD	VS EAST	VS CENT	VS WEST	VS NL
*NEW YORK	101	61	.623	-	7-3	WON 2	50-32	51-29	47-29	23-9	18-18	13-5
†BOSTON	95	67	.586	6.0	6-4	LOST 2	53-28	42-39	41-35	24-12	19-13	11-7
TORONTO	86	76	.531	15.0	7-3	WON 2	41-40	45-36	37-39	22-14	17-15	10-8
BALTIMORE	71	91	.438	30.0	3-7	LOST 2	40-40	31-51	31-45	14-18	21-15	5-13
TAMPA BAY	63	99	.389	38.0	3-7	WON 2	36-45	27-54	34-42	12-20	14-22	3-15

* Clinched Division Title † Clinched Playoff Berth

AL CENTRAL	W	L	PCT.	GB	LAST 10 GAMES	STREAK	HOME	ROAD	VS EAST	VS CENT	VS WEST	VS NL
*MINNESOTA	90	72	.556	-	7-3	LOST 2	48-33	42-39	17-15	43-33	20-16	10-8
CHICAGO	86	76	.531	4.0	6-4	WON 3	51-30	35-46	21-15	42-34	13-19	10-8
KANSAS CITY	83	79	.512	7.0	4-6	LOST 3	40-40	43-39	12-20	46-30	16-20	9-9
CLEVELAND	68	94	.420	22.0	3-7	LOST 2	38-43	30-51	14-18	35-41	13-23	6-12
DETROIT	43	119	.265	47.0	5-5	WON 2	23-58	20-61	9-27	24-52	6-26	4-14

* Clinched Division Title

AL WEST	W	L	PCT.	GB	LAST 10 GAMES	STREAK	HOME	ROAD	VS EAST	VS CENT	VS WEST	VS NL
*OAKLAND	96	66	.593	-	5-5	LOST 3	57-24	39-42	28-13	25-20	34-24	9-9
SEATTLE	93	69	.574	3.0	6-4	WON 3	50-31	43-38	18-23	32-13	33-25	10-8
ANAHEIM	77	85	.475	19.0	5-5	WON 1	45-37	32-48	15-30	26-15	25-33	11-7
TEXAS	71	91	.438	25.0	4-6	LOST 1	43-38	28-53	22-23	21-20	24-34	4-14

* Clinched Division Title

NL EAST	W	L	PCT.	GB	LAST 10 GAMES	STREAK	HOME	ROAD	VS EAST	VS CENT	VS WEST	VS AL
*ATLANTA	101	61	.623	-	7-3	WON 1	55-26	46-35	41-35	27-12	23-9	10-5
†FLORIDA	91	71	.562	10.0	7-3	WON 1	53-28	38-43	48-28	19-20	15-17	9-6
PHILADELPHIA	86	76	.531	15.0	3-7	LOST 1	49-32	37-44	39-37	21-18	18-14	8-7
MONTREAL	83	79	.512	18.0	6-4	WON 1	52-29	31-50	35-41	20-16	19-13	9-9
NEW YORK	66	95	.410	34.5	3-7	LOST 1	34-46	32-49	27-49	17-22	17-14	5-10

* Clinched Division Title † Clinched Playoff Berth

NL CENTRAL	W	L	PCT.	GB	LAST 10 GAMES	STREAK	HOME	ROAD	VS EAST	VS CENT	VS WEST	VS AL
*CHICAGO	88	74	.543	-	6-4	LOST 1	44-37	44-37	15-15	47-37	17-13	9-9
HOUSTON	87	75	.537	1.0	4-6	WON 1	48-33	39-42	13-17	49-35	14-16	11-7
ST. LOUIS	85	77	.525	3.0	7-3	WON 2	48-33	37-44	17-13	46-38	12-18	10-8
PITTSBURGH	75	87	.463	13.0	4-6	WON 1	39-42	36-45	15-18	39-45	16-17	5-7
CINCINNATI	69	93	.426	19.0	4-6	LOST 1	35-46	34-47	14-19	34-50	14-19	7-5
MILWAUKEE	68	94	.420	20.0	3-7	LOST 1	31-50	37-44	14-22	37-47	12-18	5-7

* Clinched Division Title

NL WEST	W	L	PCT.	GB	LAST 10 GAMES	STREAK	HOME	ROAD	VS EAST	VS CENT	VS WEST	VS AL
*SAN FRANCISCO	100	61	.621	-	7-3	WON 2	57-24	43-37	14-17	23-13	53-23	10-8
LOS ANGELES	85	77	.525	15.5	4-6	LOST 2	46-35	39-42	16-16	23-13	35-41	11-7
ARIZONA	84	78	.519	16.5	5-5	LOST 2	45-36	39-42	16-16	23-16	34-42	11-4
COLORADO	74	88	.457	26.5	5-5	WON 2	49-32	25-56	11-21	19-20	35-41	9-6
SAN DIEGO	64	98	.395	36.5	4-6	LOST 2	35-46	29-52	10-22	13-23	33-43	8-10

* Clinched Division Title

WILD CARD STANDINGS

American League Division Leaders

Team	W	L	Pct.	GB
NEW YORK	101	61	.623	-
MINNESOTA	90	72	.556	-
OAKLAND	96	66	.593	-

National League Division Leaders

Team	W	L	Pct.	GB
ATLANTA	101	61	.623	-
CHICAGO	88	74	.543	-
SAN FRANCISCO	100	61	.621	-

American League Wild Card Race

Team	W	L	Pct.	GB
• BOSTON	95	67	.586	-
SEATTLE	93	69	.574	2.0
CHICAGO	86	76	.531	9.0
TORONTO	86	76	.531	9.0

National League Wild Card Race

Team	W	L	Pct.	GB
• FLORIDA	91	71	.562	-
HOUSTON	87	75	.537	4.0
PHILADELPHIA	86	76	.531	5.0
LOS ANGELES	85	77	.525	6.0
ST. LOUIS	85	77	.525	6.0
ARIZONA	84	78	.519	7.0
MONTREAL	83	79	.512	8.0

• Clinched Wild Card

2003 SPRING TRAINING STATISTICS

NAME	AVG	G	AB	R	H	TB	2B	3B	HR	RBI	SH	SF	HBP	BB	IBB	SO	SB	CS	GI DP	E	SLG	OBP
Abreu	.265	21	68	6	18	33	3	0	4	11	0	2	0	8	0	16	2	0	0	0	.485	.333
Bell	.328	21	64	6	21	40	7	0	4	15	0	1	1	1	0	5	0	0	1	1	.625	.343
Burrell	.279	20	61	8	17	31	2	0	4	12	0	1	1	9	0	17	0	0	1	0	.508	.375
Byrd	.232	25	82	10	19	29	4	3	0	11	0	0	1	4	0	13	0	0	2	1	.354	.276
Casillas	.000	1	1	0	0	0	0	0	0	0	0	0	0	1	0	1	0	0	0	0	.000	.500
Christensen	.267	23	30	8	8	17	3	0	2	9	0	0	1	2	0	8	0	0	0	0	.567	.333
Hannahan	.600	3	5	2	3	3	0	0	0	2	0	0	0	1	0	1	1	0	0	0	.600	.667
Hitchcox	.000	1	1	0	0	0	0	0	0	0	0	0	0	0	0	0	0	0	0	0	.000	.000
Hollins	.310	17	29	7	9	18	0	0	3	6	0	0	1	1	0	10	1	0	0	0	.621	.355
Houston	.214	13	28	4	6	9	0	0	1	5	0	0	1	3	0	13	0	1	0	1	.321	.313
Howard	.000	1	1	0	0	0	0	0	0	0	0	0	0	0	0	0	0	0	0	0	.000	.000
Jacobson	.500	2	2	0	1	1	0	0	0	0	0	0	0	0	0	1	0	0	0	0	.500	.500
Jensen	.071	8	14	0	1	1	0	0	0	1	0	0	0	1	0	4	0	0	1	0	.071	.133
Knupfer	.000	2	1	1	0	0	0	0	0	0	0	0	0	0	0	0	0	0	0	0	.000	.000
Ledee	.400	19	50	12	20	42	8	1	4	14	0	0	0	6	0	8	0	0	2	0	.840	.464
Levis	.385	22	26	1	10	11	1	0	0	4	0	0	2	3	0	2	0	0	0	0	.423	.484
Lieberthal	.346	9	26	1	9	14	5	0	0	0	0	0	0	0	3	0	0	1	0	1	.538	.346
Machado	.000	4	4	0	0	0	0	0	0	0	0	0	0	1	0	2	0	0	0	1	.000	.200
Magee	.000	1	1	0	0	0	0	0	0	0	0	0	0	0	0	1	0	0	0	0	.000	.000
McNeal	.000	1	2	0	0	0	0	0	0	0	0	0	0	0	0	1	0	0	0	0	.000	.000
Michaels	.225	14	40	7	9	13	1	0	1	4	0	0	0	3	0	4	0	0	2	1	.325	.279
J. Padilla	.000	3	3	1	0	0	0	0	0	0	0	0	0	0	0	2	0	0	0	0	.000	.000
T. Perez	.255	20	51	6	13	16	3	0	0	4	0	0	0	1	0	4	0	0	1	1	.314	.269
Polanco	.242	18	62	7	15	18	3	0	0	1	0	0	1	1	0	4	0	0	2	0	.290	.266
Pratt	.258	15	31	5	8	17	3	0	2	5	2	0	0	4	0	8	0	0	0	0	.548	.343
Punto	.220	24	41	10	9	12	0	0	1	4	1	1	0	10	0	10	4	1	0	2	.293	.365
Richardson	.375	7	8	2	3	3	0	0	0	0	0	0	0	1	0	4	0	0	0	0	.375	.444
Roberge	.000	4	4	1	0	0	0	0	0	0	1	0	0	1	0	0	0	0	0	0	.000	.200
Roberson	.000	1	1	0	0	0	0	0	0	0	0	0	0	0	0	1	0	0	0	0	.000	.000
Rollins	.206	20	63	7	13	19	1	1	1	4	0	0	1	8	0	15	1	2	2	2	.302	.306
Salazar	.125	8	8	1	1	1	0	0	0	0	0	0	0	2	0	1	0	0	0	0	.125	.300
Sefcik	.000	3	3	0	0	0	0	0	0	0	0	0	0	0	0	0	0	0	0	0	.000	.000
Sizman	.000	1	1	0	0	0	0	0	0	0	0	0	0	0	0	1	0	0	0	0	.000	.000
Thorne	.320	19	50	8	16	35	2	1	5	10	0	0	1	11	0	16	0	0	0	0	.700	.452
Utley	.208	27	53	6	11	12	1	0	0	5	0	0	0	1	0	11	0	0	1	2	.226	.222
Valent	.182	23	33	5	6	6	0	0	0	2	0	0	1	0	0	7	0	0	2	0	.182	.206
Vukovich	.000	1	1	0	0	0	0	0	0	0	0	0	0	0	0	0	0	0	0	0	.000	.000
PHILLIES	.255	28	966	133	246	401	47	6	32	129	7	5	12	85	0	200	9	4	18	15	.415	.321
OPPONENTS	.282	28	956	147	270	451	65	10	32	141	3	6	13	71	0	190	12	11	21	27	.472	.338

2003
REVIEW

NAME	W-L	ERA	G	GS	CG	GF	SHO	SV	IP	H	AB	R	ER	HR	SH	SF	HBP	BB	IBB	SO	WP	BK	AVG
Adams	0-0	5.54	12	0	0	0	0	0	13.0	20	53	8	8	0	0	0	1	7	0	9	1	0	.377
Brooks	0-0	0.00	1	0	0	1	0	0	0.1	1	2	0	0	0	0	0	0	0	0	1	0	0	.500
Cormier	2-1	6.59	12	0	0	2	0	0	13.2	13	54	11	10	5	0	1	0	4	0	7	2	0	.241
Crowell	0-0	0.64	11	0	0	1	0	1	14.0	7	46	1	1	1	0	1	1	3	0	13	0	0	.152
Duckworth	0-0	0.00	3	2	0	0	0	0	7.0	3	24	0	0	0	0	0	0	1	0	6	0	0	.125
Floyd	0-0	0.00	2	0	0	0	0	0	4.0	4	15	0	0	0	0	0	0	0	0	1	0	0	.267
Fyhrie	0-0	18.69	4	0	0	0	0	0	4.1	11	23	10	9	0	0	2	1	2	0	2	0	0	.478
Geary	0-0	0.00	1	0	0	1	0	0	1.0	1	3	0	0	0	0	0	0	0	0	0	0	0	.333
Hancock	0-0	13.50	1	0	0	0	0	0	0.2	1	3	1	1	1	0	0	0	1	0	0	0	0	.333
Hiles	0-0	9.00	1	0	0	1	0	0	1.0	2	4	1	1	0	0	0	0	0	0	1	0	0	.500
Junge	0-2	7.56	4	0	0	1	0	1	8.1	13	36	8	7	1	1	0	0	3	0	7	1	0	.361
Mercado	2-1	4.05	9	0	0	0	0	0	20.0	21	76	10	9	4	0	1	1	3	0	19	1	0	.276
Mesa	1-1	2.25	12	0	0	8	0	0	12.0	9	44	3	3	2	0	0	1	3	0	11	0	0	.205
Millwood	1-1	3.86	4	4	0	0	0	0	14.0	17	57	7	6	1	0	0	1	7	0	11	0	0	.298
Myers	2-3	6.75	6	6	0	0	0	0	24.0	32	100	19	18	3	0	1	1	3	0	14	1	0	.320
V. Padilla	0-4	6.75	6	6	0	0	0	0	24.0	26	94	18	18	5	0	0	2	3	0	23	0	0	.277
Plesac	2-1	5.19	10	0	0	1	0	0	8.2	10	37	6	5	2	0	0	0	4	0	8	0	0	.270
Roa	0-2	4.91	6	4	0	0	0	0	22.0	25	90	12	12	4	0	0	0	4	0	15	0	0	.278
Silva	0-1	3.95	11	0	0	5	0	1	13.2	16	56	6	6	0	0	0	2	3	0	5	1	0	.286
Smith	0-0	0.00	1	0	0	0	0	0	1.0	0	3	0	0	0	0	0	1	0	0	1	0	0	.000
Telemaco	0-0	0.96	8	0	0	5	0	1	9.1	6	31	1	1	0	0	0	3	0	11	0	0	.194	
Wedel	0-0	12.27	4	0	0	2	0	0	3.2	4	15	6	5	0	0	0	0	5	0	4	0	1	.267
Wendell	0-0	13.50	3	0	0	0	0	0	2.2	6	14	4	4	0	0	0	0	1	0	2	0	0	.429
Wolf	0-0	6.86	6	6	0	0	0	0	19.2	22	76	15	15	3	1	0	0	11	0	20	1	0	.289
PHILLIES	10-17	5.17	28	28	0	28	3	4	242.0	270	956	147	139	32	3	6	13	71	0	190	9	1	.282
OPPONENTS	17-10	4.45	28	28	0	28	4	11	247.0	246	966	133	122	32	7	5	12	85	0	200	11	0	.255



2003 FINAL STATISTICS

NAME	AVG	G	AB	R	H	TB	2B	3B	HR	RBI	SH	SF	HBP	BB	IBB	SO	SB	CS	GI		E	SLG	OBP
																			DP	DP			
Abreu,B	.300	158	577	99	173	270	35	1	20	101	0	7	2	109	13	126	22	9	13	6	.468	.409	
Bell,D	.195	85	297	32	58	84	14	0	4	37	0	6	4	41	1	40	0	0	7	8	.283	.296	
Burrell,P	.209	146	522	57	109	211	31	4	21	64	0	1	4	72	2	142	0	0	18	6	.404	.309	
Byrd,M	.303	135	495	86	150	207	28	4	7	45	4	3	7	44	3	94	11	1	8	5	.418	.366	
Chapman,T	.000	1	1	0	0	0	0	0	0	0	0	0	0	0	0	0	0	0	0	0	.000	.000	
Houston,T	.278	54	97	7	27	39	6	0	2	14	0	0	0	6	1	19	0	0	2	3	.402	.320	
Ledee,R	.247	121	255	37	63	121	15	2	13	46	1	1	0	34	5	59	0	0	4	0	.475	.334	
Lieberthal,M	.313	131	508	68	159	230	30	1	13	81	0	3	12	38	2	59	0	0	14	9	.453	.373	
Machado,A	.000	1	0	0	0	0	0	0	0	0	0	0	0	0	0	0	1	0	0	0	.000	.000	
Right	.000	0	0	0	0	0	0	0	0	0	0	0	0	0	0	0	0	0	0	0	.000	.000	
Left	.000	0	0	0	0	0	0	0	0	0	0	0	0	0	0	0	0	0	0	0	.000	.000	
Michaels,J	.330	76	109	20	36	62	11	0	5	17	0	0	1	15	1	22	0	0	3	1	.569	.416	
Perez,T	.265	125	298	39	79	114	18	1	5	33	4	2	0	23	11	54	0	1	7	9	.383	.316	
Right	.266	79	21	36	6	0	3	9	1	0	0	0	4	2	12	3					.456	.301	
Left	.265	219	58	78	12	1	2	24	3	2	0	19	9	42	4						.356	.321	
Polanco,P	.289	122	492	87	142	220	30	3	14	63	8	4	8	42	1	38	14	2	16	6	.447	.352	
Pratt,T	.272	43	125	16	34	58	10	1	4	20	1	2	6	22	0	38	0	0	3	1	.464	.400	
Punto,N	.217	64	92	14	20	25	2	0	1	4	0	0	0	7	1	22	2	1	0	2	.272	.273	
Right	.278	36	10	12	2	0	0	1	0	0	0	0	2	0	6	0					.333	.316	
Left	.179	56	10	13	0	0	1	3	0	0	0	0	5	1	16	0					.232	.246	
Rollins,J	.263	156	628	85	165	243	42	6	8	62	5	2	0	54	4	113	20	12	9	14	.387	.320	
Right	.262	145	38	53	9	0	2	11	2	1	0	10	1	24	2						.366	.308	
Left	.263	483	127	190	33	6	6	51	3	1	0	44	3	89	7						.393	.324	
Stinnett,K	.237	67	186	14	44	66	13	0	3	19	2	1	4	14	3	52	0	0	3	2	.355	.302	
PHI	.429	7	7	0	3	3	0	0	0	0	0	0	0	1	0	1	0	0	0	0	.429	.500	
Thome,J	.266	159	578	111	154	331	30	3	47	131	0	5	4	111	11	182	0	3	5	5	.573	.385	
Utley,C	.239	43	134	13	32	50	10	1	2	21	0	1	6	11	0	22	2	0	3	3	.373	.322	
Adams,T	.000	66	1	0	0	0	0	0	0	0	0	0	0	0	1	0	0	0	0	1	.000	.000	
Cormier,R	.500	65	2	1	1	1	0	0	0	0	0	0	0	1	0	0	0	0	0	0	.500	.667	
De Los San,V	.000	51	1	0	0	0	0	0	0	0	0	0	0	0	1	0	0	0	0	2	.000	.000	
PHI	.000	6	0	0	0	0	0	0	0	0	0	0	0	0	0	0	0	0	0	1	.000	.000	
Duckworth,B	.185	24	27	1	5	5	0	0	0	2	1	0	0	2	0	5	0	0	1	2	.185	.241	
Mercado,H	.000	13	2	0	0	0	0	0	0	0	0	0	0	0	0	0	0	0	1	0	.000	.000	
Millwood,K	.059	35	68	4	4	6	2	0	0	1	6	0	0	5	0	34	0	0	2	2	.088	.123	
Myers,B	.145	33	62	3	9	10	1	0	0	1	5	0	0	2	0	18	0	0	1	2	.161	.172	
Padilla,V	.060	33	67	1	4	4	0	0	0	1	3	0	1	6	0	34	0	0	1	4	.060	.149	
Roa,J	.250	6	4	0	1	1	0	0	0	1	0	0	0	0	2	0	0	0	0	0	.250	.250	
Silva,C	.222	62	9	0	2	3	1	0	0	1	1	0	0	0	0	2	0	0	1	1	.333	.222	
Telemaco,A	.286	8	14	1	4	7	3	0	0	0	1	0	0	0	4	0	0	0	0	0	.500	.286	
Wendell,T	.000	56	2	0	0	0	0	0	0	0	0	0	0	0	2	0	0	0	0	0	.000	.000	
Wolf,R	.200	33	70	9	14	20	6	0	0	11	6	1	0	5	0	22	0	0	1	3	.286	.250	
Pitchers	.134	162	328	20	44	57	13	0	0	18	23	1	1	21	0	124	0	0	8	19	.174	.188	
PHILLIES	.261	162	5543	791	1448	2325	325	27	166	757	46	38	55	651	56	1155	72	29	120	97	.419	.343	
OPPONENTS	.253	162	5474	697	1386	2193	315	33	142	656	79	29	77	536	51	1060	112	24	138	81	.401	.327	

+ Rookie # Multiple Teams

2003 FINAL STATISTICS

NAME	R/L	W-L	ERA	G	GS	CG	GF	SHO	SV	IP	H	R	ER	HR	HB	BB	IBB	SO	WP	BK	AVG
Adams,T	R	1-4	2.65	66	0	0	16	0	0	68.0	68	22	20	1	2	23	4	51	4	0	.268
Cormier,R	L	8-0	1.70	65	0	0	21	0	1	84.2	54	18	16	4	1	25	2	67	0	1	.182
*De Los San,V	L	4-3	4.50	51	0	0	6	0	1	52.0	45	31	26	8	5	25	0	39	2	0	.241
PHI	L	1-0	9.00	6	0	0	1	0	0	4.0	7	7	4	0	1	3	0	4	1	0	.389
Duckworth,B	R	4-7	4.94	24	18	0	2	0	0	93.0	98	58	51	12	10	44	3	68	5	0	.272
*Geary,G	R	0-0	4.50	5	0	0	2	0	0	6.0	8	3	3	0	0	3	0	3	0	0	.333
*Hancock,J	R	0-0	3.00	2	0	0	0	0	0	3.0	2	1	1	0	0	0	0	4	0	0	.182
*Junge,E	R	0-0	3.52	6	0	0	1	0	0	7.2	5	3	3	1	0	1	0	5	0	0	.185
*Madson,R	R	0-0	0.00	1	0	0	0	0	0	2.0	0	0	0	0	0	0	0	0	0	0	.000
Mercado,H	L	0-0	5.79	13	0	0	4	0	1	18.2	18	12	12	5	1	12	0	15	1	0	.254
Mesa,J	R	5-7	6.52	61	0	0	47	0	24	58.0	71	44	42	7	1	31	2	45	3	0	.296
Millwood,K	R	14-12	4.01	35	35	5	0	3	0	222.0	210	103	99	19	4	68	6	169	2	0	.250
Myers,B	R	14-9	4.43	32	32	1	0	1	0	193.0	205	99	95	20	9	76	8	143	9	0	.272
Padilla,V	R	14-12	3.62	32	32	1	0	1	0	208.2	196	94	84	22	16	62	4	133	3	2	.251
Plesac,D	L	2-1	2.70	58	0	0	9	0	2	33.1	29	12	10	3	1	11	1	37	1	0	.228
Roa,J	R	0-2	6.05	6	3	0	1	0	0	19.1	28	13	13	3	1	4	0	16	1	0	.341
Silva,C	R	3-1	4.43	62	1	0	15	0	1	87.1	92	43	43	7	8	37	5	48	12	1	.280
Telemaco,A	R	1-4	3.97	8	8	0	0	0	0	45.1	41	22	20	5	7	11	2	29	3	0	.238
Wendell,T	R	3-3	3.38	56	0	0	20	0	1	64.0	54	24	24	6	6	28	5	27	1	0	.235
*Williams,M	R	1-7	6.14	68	0	0	47	0	28	63.0	66	44	43	5	4	41	6	39	2	0	.268
PHI	R	0-4	5.96	28	0	0	14	0	3	25.2	24	18	17	0	3	19	5	19	1	0	.247
Wolf,R	L	16-10	4.23	33	33	2	0	2	0	200.0	176	101	94	27	6	78	4	177	6	0	.233
PHILLIES		86-76	4.04	162	162	9	153	13	33	1443.2	1386	697	648	142	77	536	51	1060	53	4	.253
OPPONENTS		76-86	4.57	162	162	8	154	10	36	1440.2	1448	791	731	166	55	651	56	1155	57	6	.261

+ Rookie # Multiple Teams

PINCH-HITTING

NAME	AVG	AB	H	2B	3B	HR	RBI	BB	HP	SLG	OBP
BURRELL	.250	4	1	0	0	0	0	2	0	.250	.500
BYRD	.143	7	1	1	0	0	1	0	0	.286	.143
CHAPMAN	.000	1	0	0	0	0	0	0	0	.000	.000
HOUSTON	.448	29	13	4	0	0	8	2	0	.586	.484
LEDEE	.224	49	11	1	0	2	7	4	0	.367	.283
LIEBERTHAL	.500	2	1	0	0	0	0	0	0	.500	.500
MICHAELS	.256	39	10	1	0	2	4	5	0	.436	.341
PEREZ	.162	37	6	0	1	0	1	2	0	.216	.205
POLANCO	.000	2	0	0	0	0	0	0	0	.000	.000
PRATT	.200	5	1	0	0	1	2	0	0	.800	.200
PUNTO	.185	27	5	0	0	0	0	1	0	.185	.214
ROLLINS	.000	2	0	0	0	0	0	0	0	.000	.000
STINNETT	.600	5	3	0	0	0	0	1	0	.600	.667
THOME	.000	0	0	0	0	0	0	2	0	.000	1.000
UTLEY	.000	4	0	0	0	0	0	1	1	.000	.333
TOTALS	.244	213	52	7	1	5	23	20	1	.357	.312



PHILLIES CLUB STATISTICS

	HOME		ROAD		TOTALS		PHI	OPP
	W	L	W	L	W	L		
VS. ATLANTA	5	4	5	5	10	9		
VS. FLORIDA	4	6	2	7	6	13		
VS. MONTREAL	8	1	3	7	11	8		
VS. NEW YORK	5	4	7	3	12	7		
TOTALS VS. EAST	22	15	17	22	39	37		
VS. CHICAGO	3	1	2	0	5	1		
VS. CINCINNATI	1	2	3	3	4	5		
VS. HOUSTON	2	1	2	1	4	2		
VS. MILWAUKEE	2	1	0	3	2	4		
VS. PITTSBURGH	1	2	1	2	2	4		
VS. ST. LOUIS	3	0	1	2	4	2		
TOTALS VS. CENTRAL	12	7	9	11	21	18		
VS. ARIZONA	1	2	1	2	2	4		
VS. COLORADO	3	0	1	2	4	2		
VS. LOS ANGELES	3	0	2	2	5	2		
VS. SAN DIEGO	2	2	2	1	4	3		
VS. SAN FRANCISCO	2	1	1	2	3	3		
TOTALS VS. WEST	11	5	7	9	18	14		
TOTALS VS. NL	45	27	33	42	78	69		
VS. BALTIMORE	0	0	3	0	3	0		
VS. BOSTON	2	1	0	0	2	1		
VS. ANAHEIM	0	0	1	2	1	2		
VS. OAKLAND	2	1	0	0	2	1		
VS. SEATTLE	0	3	0	0	0	3		
TOTALS VS. AL	4	5	4	2	8	7		
OVERALL TOTALS	49	32	37	44	86	76		

	HOME		ROAD		TOTALS		PHI	OPP
	W	L	W	L	W	L		
DOUBLE PLAYS							146	147
TRIPLE PLAYS							0	0
LEFT ON BASE							1220	1167
GRAND SLAM HR							6	3
HOME RUNS - HOME							83	61
HOME RUNS - ROAD							83	81

	HOME		ROAD		TOTALS	
	W	L	W	L	W	L
SHUTOUTS	7	7	6	3	13	10
SHO - INDIVIDUAL	4	1	3	0	7	1
EXTRA INNINGS	6	1	4	2	10	3
ONE-RUN DECISIONS	18	5	2	13	20	18
TWO-RUN DECISIONS	8	9	8	9	16	18
VS. LH STARTERS	10	8	4	9	14	17
VS. RH STARTERS	39	24	33	35	72	59
GRASS FIELDS	0	0	34	37	34	37
ARTIFICIAL FIELDS	49	32	3	7	52	39
DAY GAMES	15	10	12	13	27	23
NIGHT GAMES	34	22	25	31	59	53

	WON		LOST	
	W	L	W	L
STARTERS	63	56		
RELIEVERS	23	20		
STREAKS	7	6		

DOUBLEHEADERS				
HOME	WON 2	LOST 0	SPLIT 1	
ROAD	WON 0	LOST 0	SPLIT 0	

ATTENDANCE			
HOME	2,259,948	78 DATES	28,974 AVG
ROAD	2,188,701	81 DATES	27,021 AVG

DETAILED HITTING

	AVG	AB	H	2B	3B	HR	RBI
Left	.262	1317	345	72	3	36	165
Right	.261	4226	1103	253	24	130	592
Inning 1-3	.255	1862	475	99	8	54	238
Inning 4-6	.258	1864	481	128	9	59	267
Inning 7-9	.266	1720	457	89	10	47	232
Extra Innings	.361	97	35	9	0	6	20
1st Batter	.291	707	206	37	8	13	73
2nd Batter	.273	675	184	41	7	17	86
3rd Batter	.275	619	170	36	1	27	110
4th Batter	.289	610	176	31	5	37	126
5th Batter	.260	615	160	37	1	27	105
6th Batter	.240	616	148	34	0	16	79
7th Batter	.278	575	160	53	4	14	73
8th Batter	.249	567	141	32	0	12	68
9th Batter	.187	563	105	24	1	3	38

	AVG	AB	H	2B	3B	HR	RBI
Pitchers	.134	328	44	13	0	0	18
Catchers	.305	616	188	39	2	15	97
1B	.268	598	160	33	3	47	132
2B	.284	641	182	42	4	14	83
3B	.223	615	137	32	0	12	76
SS	.264	664	175	42	6	10	65
LF	.217	609	132	41	5	23	79
CF	.299	622	186	37	5	16	72
RF	.304	605	184	39	1	22	108
DH	.214	28	6	0	0	2	3
PH	.244	213	52	7	1	5	23
START	.260	5218	1359	307	26	158	716
SUB	.274	325	89	18	1	8	41

TEAM HITTING STATISTICS

	AVG	AB	H	HR	RBI		AVG	AB	H	HR	RBI
HOME	.264	2686	709	83	382	ARI	.205	185	38	8	15
ROAD	.259	2857	739	83	375	ATL	.267	662	177	16	94
DAY	.261	1726	451	52	236	CHI	.260	196	51	5	37
NIGHT	.261	3817	997	114	521	CIN	.246	317	78	8	52
GRASS	.261	2513	657	68	334	COL	.261	199	52	7	30
TURF	.261	3030	791	98	423	FLA	.253	640	162	15	85
1ST HALF	.255	3142	801	89	413	HOU	.246	191	47	6	27
2ND HALF	.269	2401	647	77	344	LA	.239	226	54	7	21
						MIL	.301	209	63	5	23
MAR-APR	.262	959	251	19	136	MON	.257	654	168	23	85
MAY	.233	851	198	31	109	NYM	.287	673	193	21	100
JUN	.259	872	226	27	107	PIT	.273	216	59	3	32
JUL	.278	981	273	27	136	STL	.296	203	60	10	29
AUG	.264	993	262	32	125	SD	.239	234	56	2	32
SEP-OCT	.268	887	238	30	144	SF	.256	199	51	8	26
PH	.244	213	52	5	23	ANA	.218	101	22	2	7
RISP	.265	1493	395	49	586	BAL	.275	131	36	5	17
						BOS	.286	112	32	9	20
ON-BASE %	.343					OAK	.309	97	30	5	19
SLUGGING %	.419					SEA	.194	98	19	1	6

2003 REVIEW

TEAM PITCHING STATISTICS

	W	L	ERA	G	IP	ER		W	L	ERA	G	IP	ER
HOME	49	32	3.48	309	742.0	287	ARI	2	4	5.13	23	52.2	30
ROAD	37	44	4.67	290	701.2	364	ATL	10	9	4.02	62	168.0	75
DAY	27	23	4.04	184	448.0	201	CHI	5	1	2.17	18	54.0	13
NIGHT	59	53	4.07	415	995.2	450	CIN	4	5	4.76	33	79.1	42
GRASS	34	37	4.41	254	618.2	303	COL	4	2	2.60	18	52.0	15
TURF	52	39	3.80	345	825.0	348	FLA	6	13	5.14	82	164.2	94
1ST HALF	52	40	3.56	328	827.0	327	HOU	4	2	3.23	19	53.0	19
2ND HALF	34	36	4.73	271	616.2	324	LA	5	2	2.21	25	61.0	15
							MIL	2	4	6.00	24	51.0	34
MAR-APR	16	12	3.46	100	247.1	95	MON	11	8	4.55	66	168.0	85
MAY	13	13	3.96	101	229.1	101	NYM	12	7	3.60	72	172.2	69
JUN	16	9	3.48	83	233.0	90	PIT	2	4	5.19	25	52.0	30
JUL	15	13	3.72	104	254.0	105	STL	4	2	3.98	27	52.0	23
AUG	13	16	4.97	110	250.0	138	SD	4	3	2.89	31	65.1	21
SEP-OCT	13	13	4.77	101	230.0	122	SF	3	3	4.25	18	53.0	25
							ANA	1	2	2.52	8	25.0	7
							BAL	3	0	2.57	15	35.0	10
							BOS	2	1	5.23	14	31.0	18
							OAK	2	1	3.67	9	27.0	11
							SEA	0	3	5.00	10	27.0	15

DETAILED FIELDING STATISTICS

FIRST BASEMEN

	AVG	G	PO	A	E	DP	TP
HOUSTON	1.000	1	6	0	0	1	0
PEREZ	1.000	9	35	3	0	5	0
PRATT	1.000	6	44	2	0	3	0
THOME	.997	156	1372	86	5	132	0
TOTALS	.997	172	1457	91	5	141	0

SECOND BASEMEN

	AVG	G	PO	A	E	DP	TP
BELL	1.000	3	3	8	0	1	0
PEREZ	.981	26	52	54	2	11	0
POLANCO	.992	99	213	301	4	69	0
PUNTO	.985	16	36	28	1	6	0
UTLEY	.983	37	65	107	3	31	0
TOTALS	.989	181	369	498	10	118	0

THIRD BASEMEN

	AVG	G	PO	A	E	DP	TP
BELL	.966	85	62	168	8	17	0
CHAPMAN	.000	1	0	0	0	0	0
HOUSTON	.936	21	15	29	3	0	0
PEREZ	.953	58	37	86	6	12	0
POLANCO	.959	21	10	37	2	5	0
PUNTO	.917	9	5	6	1	0	0
TOTALS	.958	195	129	326	20	34	0

SHORTSTOPS

	AVG	G	PO	A	E	DP	TP
PEREZ	.917	4	4	7	1	3	0
PUNTO	1.000	7	5	17	0	2	0
ROLLINS	.979	154	203	463	14	92	0
TOTALS	.979	165	212	487	15	97	0

OUTFIELDERS

	AVG	G	PO	A	E	DP	TP
ABREU	.981	158	304	6	6	0	0
BURRELL	.976	140	234	7	6	0	0
BYRD	.984	131	295	5	5	1	0
LEDEE	1.000	71	98	5	0	0	0
MICHAELS	.976	38	37	3	1	0	0
TOTALS	.982	538	968	26	18	1	0

CATCHERS

	AVG	G	PO	A	E	DP	PB	TP
LIEBERTHAL	.990	131	868	44	9	2	11	0
PRATT	.996	35	231	9	1	4	5	0
STINNETT	1.000	1	6	0	0	0	0	0
TOTALS	.991	167	1105	53	10	6	16	0

PITCHERS

	AVG	G	PO	A	E	DP	TP
ADAMS	.950	66	10	9	1	1	0
CORMIER	1.000	65	2	29	0	0	0
DE LOS SANTOS	.500	6	0	1	1	0	0
DUCKWORTH	.900	24	7	11	2	0	0
GEARY	.000	5	0	0	0	0	0
HANCOCK	.000	2	0	0	0	0	0
JUNGE	1.000	6	1	0	0	0	0
MADSON	.000	1	0	0	0	0	0
MERCADO	1.000	13	0	3	0	0	0
MESA	.857	61	4	2	1	0	0
MILLWOOD	.944	35	11	23	2	0	0
MYERS	.952	32	12	28	2	1	0
PADILLA	.922	32	12	35	4	1	0
PLESAC	1.000	58	0	5	0	0	0
ROA	1.000	6	1	4	0	2	0
SILVA	.955	62	3	18	1	2	0
TELEMACO	1.000	8	7	5	0	0	0
WENDELL	1.000	56	3	11	0	1	0
WILLIAMS	.818	28	4	5	2	0	0
WOLF	.927	33	14	24	3	0	0
TOTALS	.941	599	91	213	19	8	0

2003 STARTERS BY FIELDING POSITION

- C - LIEBERTHAL (129), PRATT (33).
- 1B - THOME (155), PRATT (4), PEREZ (3).
- 2B - POLANCO (99), UTLEY (36), PEREZ (17), PUNTO (7), BELL (3).
- 3B - BELL (81), PEREZ (36), HOUSTON (21), POLANCO (21), PUNTO (3).
- SS - ROLLINS (153), PUNTO (5), PEREZ (4).
- LF - BURRELL (138), LEDEE (19), MICHAELS (5).
- CF - BYRD (124), LEDEE (35), MICHAELS (3).
- RF - ABREU (156), MICHAELS (6).
- DH - BURRELL (2), LEDEE (2), THOME (2).

2003 HIGHS & LOWS

TEAM BATTING

Most runs, inning, Phillies: 13 – 4/13 at CIN (4th)
Most runs, inning, Opposition: 8 – 7/25 at FLA (8th)
Most runs, game, Phillies: 18 – 9/9 at ATL
Most runs, game, Opposition: 15 – 6/13 at CIN
Most hits, inning, Phillies: 8 – 6/14 at CIN (8th)
Most hits, inning, Opposition: 7 – 8/26 at MTL (7th)
Most hits, game, Phillies: 19 – 4/5 vs PIT
Most hits, game, Opposition: 22 – 6/13 at CIN
Most homers, game, Phillies: 5 – 5/28 vs NYM
Most homers, game, Opposition: 4 – 4/11 at CIN
Most stolen bases, game, Phillies: 3 – 8/2 (2) vs SD; 9/27 vs ATL (10 inn)
Most stolen bases, game, Opposition: 5 – 4/17 vs FLA
Most singles, game, Phillies: 13 – 9/11 at ATL
Most doubles, game, Phillies: 6 – 4/5 vs PIT; 7/3 vs CHI; 7/8 at MTL
Most doubles, game, Opposition: 6 – 5/29 vs NYM; 8/8 at SF
Most triples, game, Phillies: 1 – 27 times, last: 9/19 vs CIN
Most triples, game, Opposition: 2 – 4/17 vs FLA; 6/28 at BAL
Most extra-base hits, game, Phillies: 9 – 7/8 at MTL; 8/26 at MTL
Most extra-base hits, game, Opposition: 8 – 6/13 at CIN; 8/8 at SF
Most sacrifice flies, Phillies: 3 – 7/27 at FLA; 8/29 at NYM
Most sacrifice hits, Phillies: 3 – 5/3 at SD (10 inn) ... 2 – 5/13 vs ARI; 9/4 vs NYM
Most walks, game, Phillies: 10 – 5/15 vs ARI; 4/8 vs ATL (10 inn)
Most walks, game, Opposition: 14 – 9/1 vs BOS
Most strikeouts, game, Phillies: 15 – 4/28 at LA ... 17 – 8/3 vs SD (10 inn)
Most strikeouts, game, Opposition: 14 – 9/19 vs CIN; 6/27 at BAL (17 inn)
Most LOB, game, Phillies: 14 – 6/17 vs ATL ... 17 – 6/27 at BAL (17 inn)

INDIVIDUAL BATTING

Most hits, game: 5 – Rollins, 4/5 vs PIT
Most runs, game: 4 – Rollins, 4/5 vs PIT and 7/3 vs CHI; Polanco, 4/5 vs PIT; Abreu, 4/9 vs ATL and 4/26 vs SF; Byrd, 7/8 at MTL
Most doubles, game: 3 – Rollins, 4/5 vs PIT; Lieberthal, 7/8 at MTL
Most triples, game: 1 – several players
Most home runs, game: 2 – Thome, 6 times, last: 9/27 vs ATL; Burrell, 4 times, last: 8/22 at STL; Ledee, 8/26 at MTL; Lieberthal, 9/19 vs CIN
Most extra-base hits, game: 3 – Rollins, 4/5 vs PIT; Lieberthal, 7/8 at MTL; Burrell, 8/22 at STL; Perez, 9/9 at ATL; Thome, 9/27 vs ATL (10 inn)
Most RBI, game: 6 – Lieberthal, 9/16 vs FLA ... 5 – Burrell, 4/9 vs ATL; Thome, 4/9 vs ATL; Abreu, 7/24 at CHI (all in 6th inning); Perez, 9/9 at ATL

Most walks, game: 4 – Lieberthal, 4/8 vs ATL (10 inn)
Most sacrifice hits, game: 2 – Rollins, 9/4 vs NYM
Most sacrifice flies, game: 1 – several players
Most stolen bases, game: 2 – Polanco, 6/22 vs BOS; Rollins, 7/27 at FLA; Abreu, 8/2 (2) vs SD
Steal of home: None
Longest hit streak: 15 games – Byrd, 7/20-8/2 (2)
Longest RBI streak: 8 games – Thome, 9/11-19
Longest run scored streak: 7 games – Rollins, 5/3-10; Burrell, 5/17-24
Longest walk streak: 7 games – Thome, 4/20-27
Longest stolen base streak: 10 – Polanco, 4/9-7/24
Pinch home runs: 5 – Michaels, 6/13 at CIN and 9/4 vs NYM; Pratt, 6/21 vs BOS; Ledee, 8/5 at COL and 9/1 vs BOS
Grand slams: 1 – 6 times: Utley, 4/24 vs COL; Abreu, 7/24 at CHI; Byrd, 8/27 at MTL; Perez, 9/9 at ATL; Michaels, 9/9 at ATL; Lieberthal, 9/16 vs FLA
Inside-the-park home runs: None

INDIVIDUAL PITCHING

Most strikeouts, game: 11 – Myers, 4/6 vs PIT; Millwood, 5/13 vs ARI
Most walks, game: 7 – Myers, 9/1 vs BOS
Longest walkless streak: 22.0 inn – Myers, 7/8-25
Fewest hits, game (CG): 0 – Millwood, 4/27 vs SF
Longest winning streak: 8 games – Cormier, 5/15-current
Longest losing streak: 5 games – Padilla, 4/25-5/22
Longest consec. scoreless IP streak (starter): 15.0 inn – Millwood, 7/4-17
Longest consec. scoreless IP streak (reliever): 20.1 inn – Cormier, 4/3-5/21
Most innings, game, starter: 9.0 inn – Millwood, 4 times, last: 8/1 vs SD; Wolf, 5/10 vs HOU and 7/23 at CHI; Padilla, 4/19 at ATL; Myers, 6/22 vs BOS
Most innings, game, relief: 5.0 inn – Mercado, 4/4 vs PIT

MISCELLANEOUS TEAM

Longest winning streak: 7 games – 6/25-7/1
Longest losing streak: 6 games – 8/23-28; 9/20-26
Longest game, innings: 17.0 inn – 6/27 at BAL
Longest game, time: 4:04 – 9/1 vs BOS ... 5:41 – 6/27 at BAL (17 inn)
Shortest game, time: 2:08 – 5/14 vs ARI
Largest crowd, home: 61,068 – 9/1 vs BOS
Largest crowd, road: 49,549 – 6/28 at BAL
Most games above .500: 16 games – 9/19 vs CIN (85-69)
Most errors, game: 3 – 4/25 vs SF; 5/27 vs NYM; 7/23 at CHI; 7/26 at FLA, 9/6 at NYM
Most double plays turned: 3 – 4/14 vs FLA; 5/28 vs NYM; 8/5 at COL; 8/13 vs MIL
Largest margin of victory: 15 runs – 4/5 vs PIT (16-1)
Largest margin of defeat: 14 runs – 6/13 at CIN (15-1)
Biggest come-from-behind win: 4 runs – 5/20 vs NYM (trailed 4-0; won 11-7); 8/9 at SF (trailed 4-0; won 8-6)



2003 DAY BY DAY

GAME #	DATE	DAY	D/N	CLUB	W-L	SCORE	WINNER (RECORD)	LOSER (RECORD)	HOME CROWD	HOME DATE #	TOTAL	TIME	POS.	GA/GB	RECORD
1	3/31	Mon	D	@FLA	W	8-5	Millwood (1-0)	Beckett (0-1)	37,137			3:17	T1	1	1-0
2	4/2	Wed	N	@FLA	W	8-2	Volf (1-0)	Pavano (0-1)	10,534			2:53	T1	1	2-0
3	4/3	Thurs	D	@FLA	L	8-3	Redman (1-0)	Padilla (0-1)	14,585			2:36	2	1	2-1
4	4/4	Fri	D	PIT	L	9-1	Suppan (1-0)	Roa (0-1)	59,269	1	59,269	2:43	T2	1	2-2
5	4/5	Sat	D	PIT	W	16-1	Silva (1-0)	D'Amico (0-1)	22,693	2	81,962	3:00	T1	1	3-2
6	4/6	Sun	D	PIT	L	2-0	Benson (2-0)	Myers (0-1)	30,113	3	112,075	2:52	T2	1	3-3
7	4/8	Tues	N	ATL	W	4-3 (10)	Mesa (1-0)	Gryboski (0-1)	13,283	4	125,358	3:21	T1	1.5	4-3
8	4/9	Wed	N	ATL	W	16-2	Padilla (1-1)	Maddux (0-3)	14,724	5	140,082	2:52	1	1	5-3
9	4/10	Thurs	N	ATL	L	6-2	Holmes (1-0)	Roa (0-2)	14,840	6	154,922	2:53	T1	1	5-4
10	4/11	Fri	N	@CIN	L	7-6	Williamson (2-0)	Mesa (1-1)	27,738			2:54	2	1	5-5
11	4/12	Sat	D	@CIN	W	8-5	Millwood (2-0)	Haynes (0-3)	28,598			3:19	2	1	6-5
12	4/13	Sun	D	@CIN	W	13-1	Wolf (2-0)	Dempster (1-1)	24,535			2:48	2	1	7-5
13	4/14	Mon	N	FLA	W	5-2	Padilla (2-1)	Burnett (0-1)	13,611	7	168,533	3:03	2	1	8-5
14	4/15	Tues	N	FLA	W	4-3	Silva (2-0)	Beckett (1-2)	17,508	8	186,041	3:07	T1	3	9-5
15	4/16	Wed	N	FLA	L	3-1	Penny (2-1)	Myers (0-2)	15,167	9	201,208	2:54	T1	2	9-6
16	4/17	Thurs	D	FLA	L	7-3	Pavano (2-2)	Millwood (2-1)	13,968	10	215,176	3:15	T1	1	9-7
17	4/18	Fri	N	@ATL	L	5-4	Gryboski (1-1)	Wolf (2-1)	28,100			2:39	T2	5	9-8
18	4/19	Sat	N	@ATL	W	4-0	Padilla (3-1)	Hampton (0-1)	29,777			2:43	2	1	10-8
19	4/20	Sun	D	@ATL	L	8-1	Reynolds (1-0)	Duckworth (0-1)	22,978			2:36	T2	1	10-9
20	4/22	Tues	N	COL	W	5-2	Millwood (3-1)	Oliver (0-2)	13,431	11	228,607	2:50	T2	1	11-9
21	4/23	Wed	N	COL	W	6-4	Myers (1-2)	Jennings (1-3)	13,444	12	242,051	2:48	T1	1.5	12-9
22	4/24	Thurs	D	COL	W	9-1	Wolf (3-1)	Cook (1-2)	16,947	13	258,998	2:27	T1	1.5	13-9
23	4/25	Fri	N	SF	L	7-4	Nathan (2-0)	Padilla (3-2)	20,650	14	279,648	3:28	T2	1	13-10
24	4/26	Sat	N	SF	W	10-2	Duckworth (1-1)	Williams (0-1)	19,464	15	299,112	3:06	T2	1	14-10
25	4/27	Sun	D	SF	W	1-0	Millwood (4-1)	Foppert (0-2)	40,016	16	339,128	2:35	T1	2.5	15-10
26	4/28	Mon	N	@LA	W	3-0	Myers (2-2)	Dreifort (1-3)	24,241			2:35	1	5	16-10
27	4/29	Tues	N	@LA	L	6-2	Brown (2-1)	Wolf (3-2)	27,815			2:30	3	5	16-11
28	4/30	Wed	N	@LA	L	4-0	Perez (1-1)	Padilla (3-3)	24,940			2:21	3	1.5	16-12
29	5/1	Thurs	N	@LA	W	4-1	Duckworth (2-1)	Nomo (3-4)	24,008			2:43	3	1.5	17-12
30	5/2	Fri	N	@SD	L	5-4 (10)	Mathews (1-0)	Mesa (1-2)	20,595			3:08	3	2.5	17-13
31	5/3	Sat	N	@SD	W	5-4 (10)	Silva (3-0)	Wright (1-4)	29,725			3:14	3	1.5	18-13
32	5/4	Sun	D	@SD	W	3-1	Wolf (4-2)	Eaton (1-3)	21,526			2:43	2	1.5	19-13
33	5/5	Mon	N	@ARI	L	10-1	Batista (2-2)	Padilla (3-4)	25,407			2:42	3	2	19-14
34	5/6	Tues	N	@ARI	L	6-5	Villarreal (3-2)	Adams (0-1)	32,151			3:06	3	3	19-15
35	5/7	Wed	D	@ARI	W	5-2	Millwood (5-1)	Webb (1-1)	28,485			2:56	3	2.5	20-15
36	5/9	Fri	N	HOU	W	5-3	Myers (3-2)	Oswalt (2-4)	20,109	17	359,237	2:51	3	2.5	21-15
37	5/10	Sat	N	HOU	W	2-0	Wolf (5-2)	Miller (1-4)	20,726	18	379,963	2:21	3	2.5	22-15
38	5/11	Sun	D	HOU	L	10-7	Munro (2-1)	Padilla (3-5)	29,054	19	409,017	3:02	3	3.5	22-16
39	5/13	Tues	N	ARI	L	6-1	Koplove (1-0)	Mesa (1-3)	19,016	20	428,033	3:13	3	5	22-17
40	5/14	Wed	N	ARI	L	2-0	Schilling (3-2)	Myers (3-3)	19,195	21	447,228	2:08	3	5	22-18
41	5/15	Thurs	D	ARI	W	6-4	Cormier (1-0)	Villarreal (3-3)	24,012	22	471,240	2:58	3	5	23-18
42	5/16	Fri	N	@HOU	L	4-2	Dotel (3-1)	Wendell (0-1)	28,085			3:03	3	6	23-19
43	5/17	Sat	D	@HOU	W	9-4	Duckworth (3-1)	Bland (1-1)	30,289			3:10	3	6	24-19
44	5/18	Sun	N	@HOU	W	3-1	Millwood (6-1)	Redding (3-3)	28,585			2:41	3	6	25-19
45	5/20	Tues	N	@NYM	W	11-7	Myers (4-3)	Lloyd (1-1)	25,281			3:08	3	5	26-19
46	5/21	Wed	N	@NYM	L	5-4	Benitez (1-3)	Adams (0-2)	29,551			3:07	3	5	26-20
47	5/22	Thurs	D	@NYM	L	6-3	Astacio (3-1)	Padilla (3-6)	20,101			2:44	3	6	26-21
48	5/23	Fri	N	@MTL	W	4-2	Millwood (7-1)	Day (4-2)	9,511			2:47	3	6	27-21
49	5/24	Sat	N	@MTL	L	3-2	Ayala (5-1)	Silva (3-1)	33,236			2:33	3	6	27-22
50	5/25	Sun	D	@MTL	L	5-3	Vazquez (5-2)	Myers (4-4)	17,023			2:40	3	7	27-23
51	5/27	Tues	N	NYM	L	4-2	Leiter (5-2)	Wolf (5-3)	18,081	23	489,321	3:11	3	7.5	27-24
52	5/28	Wed	N	NYM	W	11-3	Padilla (4-6)	Astacio (3-2)	21,389	24	510,710	2:50	3	7.5	28-24
53	5/29	Thurs	N	NYM	L	5-0	Trachsel (4-2)	Millwood (7-2)	19,568	25	530,278	2:59	3	8	28-25
54	5/30	Fri	N	MTL	W	12-5	Cormier (2-0)	Vazquez (5-3)	18,311	26	548,589	3:46	3	8	29-25
55	6/1	Sat	N	MTL	PPD										
56	6/1	Sun	D	MTL	W	4-3	Wolf (6-3)	Hernandez (4-4)				2:33	3		30-25
57	6/3	Tues	N	SEA	L	4-0	Myers (5-4)	Smith (2-2)	36,685	27	585,274	2:56	3	6	31-25
58	6/4	Wed	N	SEA	L	7-2	Moyer (9-2)	Millwood (7-3)	18,029	28	603,303	2:57	3	7	31-26
59	6/5	Thurs	N	SEA	L	5-4	Meche (8-2)	Padilla (4-7)	16,232	29	619,535	2:54	3	8	31-27
60	6/6	Fri	N	OAK	L	7-4	Mateo (1-0)	Mesa (1-4)	21,145	30	640,680	2:47	3	9	31-28
61	6/7	Sat	D	OAK	PPD										
62	6/7	Sun	D	OAK	W	7-1	Myers (5-5)	Zito (7-4)	29,583	31	670,263	3:04	3	9.5	31-29
63	6/9	Mon	N	MTL	PPD										
64	6/10	Tues	N	MTL	W	4-3	Millwood (8-3)	Mulder (8-4)				2:40	3		32-29
65	6/11	Wed	N	MTL	W	8-3	Wolf (7-3)	Harang (0-1)	37,662	32	707,925	2:28	3	9.5	33-29
66	6/12	Thurs	N	MTL	W	3-0	Padilla (5-7)	Washburn (6-6)	25,902			2:31	3	9	34-29
67	6/13	Fri	N	MTL	L	2-1	Lackey (4-5)	Duckworth (3-2)	34,037			2:33	3	9	34-30
68	6/14	Sat	N	MTL	L	5-3	Weber (2-0)	Myers (5-6)	31,130			3:02	3	10	34-31
69	6/15	Sun	D	MTL	L	15-1	Haynes (1-5)	Millwood (8-4)	30,144			2:43	3	10.5	34-32
70	6/15	Sun	D	MTL	PPD							2:40	3	10.5	35-32
71	6/17	Tues	N	ATL	W	5-4	Wendell (1-1)	Holmes (1-1)	24,133	33	732,058	3:09	3	9	36-32
72	6/18	Wed	N	ATL	L	6-1	Ortiz (8-4)	Millwood (8-5)	26,475	34	758,533	3:14	3	10	36-33
73	6/19	Thurs	D	ATL	W	3-2	Mesa (2-4)	Smoltz (0-1)	27,207	35	785,740	2:45	3	9	37-33
74	6/20	Fri	N	BOS	PPD										
75	6/21	Sat	D	BOS	W	6-5 (13)	Mesa (3-4)	Seanez (0-1)	35,512	36	821,252	4:45	3	9.5	38-33
76	6/22	Sun	D	BOS	W	5-0	Myers (6-6)	Kim (1-1)	60,960	37	882,212	2:17	3	8.5	39-33
77	6/24	Tues	N	@ATL	L	5-3	Ortiz (9-4)	Millwood (8-6)	31,796			2:39	3	9.5	39-34
78	6/25	Wed	N	@ATL	W	8-1	Padilla (6-7)	Maddux (6-7)	31,724			2:27	3	8.5	40-34
79	6/26	Thurs	N	@ATL	W	8-1	Wolf (9-3)	Hampton (3-4)	30,405			3:14	3	7.5	41-34
80	6/27	Fri	N	@BAL	W	4-2 (17)	Plesac (1-0)	Daal (4-10)	46,405			5:41	2	7.5	42-34
81	6/28	Sat	N	@BAL	W	9-5	Myers (7-6)	Hentgen (1-5)	49,549			2:45	2	6.5	43-34
82	6/29	Sun	D	@BAL	W	4-3	Millwood (9-6)	Helling (5-6)	44,723			3:15	2	6.5	44-34

2003 DAY BY DAY



GAME #	DATE	DAY	D/N	CLUB	W-L	SCORE	WINNER (RECORD)	LOSER (RECORD)	HOME CROWD	HOME DATE #	TOTAL	TIME	POS.	GA/GB	RECORD
79	6/30	Mon	N	CHI	W	4-3	Padilla (7-7)	Estes (6-7)	23,323	38	905,535	2:43	2	5.5	45-34
80	7/1	Tues	N	CHI	W	4-3	Adams (1-2)	Remlinger (4-2)	25,307	39	930,842	3:05	2	4.5	46-34
81	7/2	Wed	N	CHI	L	1-0	Farnsworth (3-0)	Wendell (1-2)	23,591	40	954,433	2:51	2	5.5	46-35
82	7/3	Thurs	N	CHI	W	12-2	Myers (8-6)	Zambrano (6-7)	57,326	41	1,011,759	2:51	2	4.5	47-35
83	7/4	Fri	N	FLA	L	2-1	Looper (4-2)	Mesa (3-5)	19,690	42	1,031,449	3:05	2	5.5	47-36
84	7/5	Sat	N	FLA	L	5-4	Penny (7-6)	Padilla (7-8)	52,110	43	1,083,559	2:53	2	6.5	47-37
85	7/6	Sun	D	FLA	L	6-3	Redman (7-3)	Wolf (9-4)	26,244	44	1,109,803	2:32	2	7.5	47-38
86	7/7	Mon	N	@MTL	L	8-1	Hernandez (8-6)	Duckworth (3-3)	7,099			2:55	2	8.5	47-39
87	7/8	Tues	N	@MTL	W	13-6	Myers (9-6)	Vargas (6-4)	8,225			3:19	2	8.5	48-39
88	7/9	Wed	N	@MTL	W	2-0	Millwood (10-6)	Ohka (7-9)	7,005			2:25	2	8.5	49-39
89	7/10	Thurs	N	@NYM	W	7-2	Padilla (8-8)	Trachsel (8-6)	25,913			2:46	2	8.5	50-39
90	7/11	Fri	N	@NYM	W	10-3	Wolf (10-4)	Heilman (0-2)	25,913			2:46	2	8.5	51-39
91	7/12	Sat	D	@NYM	W	4-2 (11)	Mesa (4-5)	Franco (0-1)	33,452			4:05	2	7.5	52-39
92	7/13	Sun	D	@NYM	L	4-3	Benitez (3-3)	Adams (1-3)	31,630			3:08	2	8.5	52-40
93	7/17	Thurs	N	MTL	W	5-2 (11)	Plesac (2-0)	Drew (0-2)	23,874	45	1,133,677	4:06	2	8.5	53-40
94	7/18	Fri	N	MTL	L	3-1	Vazquez (7-6)	Wolf (10-5)	22,789	46	1,156,466	2:36	2	9.5	53-41
95	7/19	Sat	N	MTL	W	4-3 (11)	Mesa (5-5)	Almonte (0-1)	28,794	47	1,185,260	3:32	2	9.5	54-41
96	7/20	Sun	D	MTL	W	3-2	Myers (10-6)	Vargas (6-6)	37,552	48	1,222,812	2:56	2	9.5	55-41
97	7/21	Mon	N	NYM	L	8-6	Heilman (1-2)	Duckworth (3-4)	33,208	49	1,256,020	3:20	2	9.5	55-42
98	7/22	Tues	D	NYM	L	7-5	Trachsel (9-6)	Millwood (10-7)	37,164	50	1,293,184	4:01	2	10.5	55-43
99	7/23	Wed	N	@CHI	W	3-0	Wolf (11-5)	Clement (7-9)	40,377			2:38	2	9.5	56-43
100	7/24	Thurs	D	@CHI	W	14-6	Padilla (9-8)	Wolf (10-7)	40,266			3:09	2	9.5	57-43
101	7/25	Fri	N	@FLA	L	11-5	Urbina (1-0)	Williams (1-4)	18,106			3:29	2	9.5	57-44
102	7/26	Sat	N	@FLA	L	10-5	Beckett (5-4)	Duckworth (3-5)	20,545			3:33	2	10.5	57-45
103	7/27	Sun	D	@FLA	L	7-6	Urbina (2-0)	Williams (1-5)	12,467			3:38	2	10.5	57-46
104	7/28	Mon	D	@CIN	L	6-5 (10)	Williamson (5-3)	Adams (1-4)	29,200			3:02	2	11.5	57-47
105	7/29	Tues	N	LA	W	2-0	Padilla (10-8)	Ishii (9-5)	31,099	51	1,324,283	2:37	2	11.5	58-47
106	7/30	Wed	N	LA	W	4-2	Wendell (2-2)	Shuey (4-3)	26,580	52	1,350,863	2:51	2	10.5	59-47
107	7/31	Thurs	N	LA	W	7-3	Duckworth (4-5)	Perez (6-9)	24,932	53	1,375,795	3:13	2	10.5	60-47
108	8/1	Fri	N	SD	W	6-0	Millwood (11-7)	Jarvis (4-3)	18,655	54	1,394,450	2:32	2	10.5	61-47
109	8/2	Sat	TWNSD	SD	L	6-4	Peavy (9-8)	Wolf (11-6)				2:52	2	11	61-48
110				SD	W	10-4	Cormier (3-0)	Roa (1-3)	35,239	55	1,429,689	3:20	2	11	62-48
111	8/3	Sun	D	SD	L	5-2 (10)	Witasick (3-2)	Mesa (5-6)	43,839	56	1,473,528	3:34	2	11	62-49
112	8/5	Tues	N	@COL	W	7-2	Myers (11-6)	Chacon (11-6)	28,034			2:31	2	10	63-49
113	8/6	Wed	N	@COL	L	5-1	Tsao (2-0)	Duckworth (4-6)	27,599			2:38	2	11	63-50
114	8/7	Thurs	D	@COL	L	4-3	Lopez (3-1)	Millwood (11-8)	27,855			2:37	2	12	63-51
115	8/8	Fri	N	@SF	L	9-1	Foppert (8-8)	Wolf (11-7)	42,595			2:50	T2	13	63-52
116	8/9	Sat	D	@SF	W	8-6 (10)	Wendell (3-2)	Brower (7-4)	42,572			3:25	T2	12	64-52
117	8/10	Sun	D	@SF	L	5-2	Correia (1-0)	Myers (11-7)	42,520			2:44	T2	12	64-53
118	8/12	Tues	N	MIL	L	6-3	Franklin (8-9)	Duckworth (4-7)	23,136	57	1,496,664	2:58	3	12	64-54
119	8/13	Wed	N	MIL	W	11-4	Millwood (12-8)	Sheets (10-10)	24,683	58	1,521,347	2:40	3	12	65-54
120	8/14	Thurs	N	MIL	W	4-3	Wolf (12-7)	Obermueller (0-4)	23,394	59	1,544,741	2:58	2	12	66-54
121	8/15	Fri	N	STL	W	7-4	Padilla (11-8)	Williams (14-6)	28,962	60	1,573,703	2:58	2	12	67-54
122	8/16	Sat	N	STL	W	5-4	Myers (12-7)	Haren (3-4)	35,046	61	1,608,749	2:51	2	12	68-54
123	8/17	Sun	N	STL	W	6-4	Telemaco (1-0)	Tomko (9-8)	42,153	62	1,650,902	3:00	2	11	69-54
124	8/19	Tues	N	@MIL	L	6-4	Dejean (4-7)	Wendell (3-3)	17,028			2:48	2	11.5	69-55
125	8/20	Wed	N	@MIL	L	10-1	Kinney (8-9)	Wolf (12-8)	18,115			2:28	2	11.5	69-56
126	8/21	Thurs	D	@MIL	L	5-2	Estrella (4-2)	Padilla (11-9)	19,885			3:19	2	11.5	69-57
127	8/22	Fri	N	@STL	W	9-4	Cormier (4-0)	Kline (4-5)	33,824			3:08	2	11.5	70-57
128	8/23	Sat	D	@STL	L	5-3	Hitchcock (1-0)	Telemaco (1-1)	37,318			3:21	2	12.5	70-58
129	8/24	Sun	D	@STL	L	3-0	Tomko (10-8)	Millwood (12-9)	37,679			3:01	2	13.5	70-59
130	8/25	Mon	N	@MTL	L	12-1	Hernandez (14-7)	Wolf (12-9)	30,501			2:35	T2	14	70-60
131	8/26	Tues	N	@MTL	L	14-10	Eischen (2-2)	Williams (1-6)	12,509			3:18	T2	14	70-61
132	8/27	Wed	N	@MTL	L	9-6	Almonte (1-1)	Plesac (2-1)	20,105			3:05	T2	15	70-62
133	8/28	Thurs	D	@MTL	L	4-0	Vazquez (12-8)	Telemaco (1-2)	20,030			2:22	T2	15	70-63
134	8/29	Fri	N	@NYM	W	7-0	Millwood (13-9)	Trachsel (13-8)	33,208			2:49	T2	14	71-63
135	8/30	Sat	N	@NYM	W	4-2	Wolf (13-9)	Glavine (9-12)	26,769			2:42	T2	14	72-63
136	8/31	Sun	D	@NYM	W	4-1	Padilla (12-9)	Seo (8-9)	26,180			2:23	T2	14	73-63
137	9/1	Mon	D	BOS	L	13-9	Kim (6-4)	Mesa (5-7)	61,068	63	1,711,970	4:04	3	14	73-64
138	9/2	Tues	N	MTL	W	5-3	Cormier (5-0)	Vazquez (12-9)	26,719	64	1,738,689	3:00	T2	13	74-64
139	9/3	Wed	D	MTL	W	8-3	Millwood (14-9)	Tucker (0-2)	18,002	65	1,756,691	2:50	T2	12	75-64
140	9/4	Thurs	N	NYM	W	6-5	De Los Santos (4-3)	Stanton (2-6)	19,259	66	1,775,950	3:13	T2	11.5	76-64
141	9/5	Fri	N	NYM	W	1-0	Padilla (13-9)	Seo (8-10)	26,712	67	1,802,662	2:55	2	11	77-64
142	9/6	Sat	N	NYM	W	9-6	Myers (13-7)	Griffiths (1-2)	38,671	68	1,841,333	3:17	2	11	78-64
143	9/7	Sun	N	NYM	W	5-4 (11)	Cormier (6-0)	Wheeler (1-3)	29,159	69	1,870,492	3:57	2	11	79-64
144	9/8	Mon	N	@ATL	L	6-4	Millwood (14-10)	Ortiz (19-6)	17,543			2:52	T2	12	79-65
145	9/9	Tues	N	@ATL	W	18-5	Wolf (14-9)	Reynolds (11-9)	21,257			3:22	T2	11	80-65
146	9/10	Wed	N	@ATL	L	4-2	Ramirez (10-4)	Padilla (13-10)	21,321			2:40	3	12	80-66
147	9/11	Thurs	N	@ATL	W	8-3	Myers (14-7)	Maddux (14-11)	23,811			3:00	3	11	81-66
148	9/12	Fri	N	@PIT	L	8-4	Wells (8-8)	Telemaco (1-3)	18,895			3:04	3	11	81-67
149	9/13	Sat	N	@PIT	L	5-3	Fogg (10-8)	Millwood (14-11)	33,480			2:47	3	11	81-68
150	9/14	Sun	D	@PIT	W	10-7	Wolf (15-9)	Torres (5-5)	16,383			3:02	3	11	82-68
151	9/16	Tues	N	FLA	W	14-0	Padilla (14-10)	Pavano (11-12)	36,479	70	1,906,971	2:35	3	10.5	83-68
152	9/17	Wed	N	FLA	L	11-4	Redman (13-9)	Myers (14-8)	33,761	71	1,940,732	3:24	3	11.5	83-69
153	9/18	Thurs	D	FLA	W	5-4	Cormier (7-0)	Fox (2-1)	20,950	72	1,961,682	2:39	3	11	84-69
154	9/19	Fri	N	CIN	W	7-3	Wolf (16-9)	Hall (0-1)	30,191	73	1,991,873	3:02	3	11	85-69
155	9/20	Sat	N	CIN	L	2-0	Van Poppel (1-1)	Telemaco (1-4)	35,239	74	2,027,112	2:31	3	11	85-70
156	9/21	Sun	D	CIN	L	4-3	Serafini (1-3)	Padilla (14-11)	57,883	75	2,084,995	2:57	3	12	85-71
157	9/23	Tues	N	@FLA	L	5-4	Tejera (3-3)	Williams (11-7)	25,311			3:09	3	12.5	85-72
158	9/24	Wed	N	@FLA	L	6-5	Beckett (9-8)	Myers (14-9)	28,520			2:55	3	13.5	85-73
159	9/25	Thurs	N	@FLA	L	8-4	Penny (14-10)	Wolf (16-10)	31,935			3:09	3	14	85-74
160	9/26	Fri	N	ATL	L	6-0	Ramirez (12-4)	Padilla (14-12)	58,096	76	2,143,091	2:18	3	15	85-75
161	9/27	Sat	D	ATL	W	7-6 (10)	Cormier (8-0)	King (3-4)	58,303	77	2,201,394	3:03	3	14	86-75
162	9/28	Sun	D	ATL	L	5-2	Maddux (16-11)	Millwood (14-12)	58,554	78	2,259,948	2:51	3	15	86-76

2003
REVIEW

2003 TRANSACTIONS

MARCH

- 3/21 David Coggin (rhp) placed on the 15-day DL recovering from right shoulder labrum surgery.
- 3/21 Brandon Duckworth (rhp) placed on the 15-day DL with right elbow tendon injury.
- 3/21 Jason Michaels (of) placed on the 15-day DL with left chest/back/spine oblique muscle strain.
- 3/21 Turk Wendell (rhp) placed on the 15-day DL recovering from right elbow tendon surgery.

APRIL

- 4/6 Eric Junge (rhp) recalled from AAA Scranton/Wilkes-Barre.
- 4/6 Chase Utley (inf) optioned to AAA Scranton/Wilkes-Barre.
- 4/14 Marlon Byrd (of) placed on the 15-day DL with a left knee laceration.
- 4/14 Eric Junge (rhp) optioned to AAA Scranton/Wilkes-Barre.
- 4/14 Jason Michaels (of) reinstated from the 15-day DL.
- 4/14 Turk Wendell (rhp) reinstated from the 15-day DL.
- 4/16 Hector Mercado (lhp) placed on the 15-day DL with high right hamstring pull.
- 4/16 Placido Polanco (inf) placed on the 15-day DL with a spiral fracture of the right ring finger.
- 4/17 Eric Junge (rhp) recalled from AAA Scranton/Wilkes-Barre.
- 4/20 Brandon Duckworth (rhp) reinstated from the 15-day DL.
- 4/20 Eric Junge (rhp) optioned to AAA Scranton/Wilkes-Barre.
- 4/24 Chase Utley (inf) recalled from AAA Scranton/Wilkes-Barre.
- 4/29 Marlon Byrd (of) reinstated from the 15-day DL.
- 4/29 Nick Punto (inf) optioned to AAA Scranton/Wilkes-Barre.

MAY

- 5/1 Placido Polanco (inf) reinstated from the 15-day DL.
- 5/1 Chase Utley (inf) optioned to AAA Scranton/Wilkes-Barre.
- 5/7 Brandon Duckworth (rhp) optioned to AAA Scranton/Wilkes-Barre.
- 5/9 Eric Junge (rhp) recalled from AAA Scranton/Wilkes-Barre.
- 5/14 Tyler Houston (inf) placed on the 15-day DL with a fractured middle left finger.
- 5/14 Nick Punto (inf) recalled from AAA Scranton/Wilkes-Barre.
- 5/16 Eric Junge (rhp) optioned to AAA Scranton/Wilkes-Barre.
- 5/17 Brandon Duckworth (rhp) recalled from AAA Scranton/Wilkes-Barre.
- 5/24 Terry Adams (rhp) placed on the restricted list for personal reasons.
- 5/24 Hector Mercado (lhp) reinstated from the 15-day DL.
- 5/27 Terry Adams (rhp) reinstated from the restricted list.
- 5/27 Joe Roa (rhp) designated for assignment; refused assignment and elected free agency on 6/3.

JULY

- 7/11 David Bell (3b) placed on the 15-day DL with inflammation in his lower back.
- 7/12 Tyler Houston (inf) reinstated from the 15-day DL.
- 7/17 Carlos Silva (rhp) suspended by MLB for five games.
- 7/20 Frank Brooks (SWB lhp) traded to the Pittsburgh Pirates for Mike Williams (rhp) and cash.
- 7/21 Hector Mercado (lhp) designated for assignment; outrighted to AAA SWB on 7/31.

AUGUST

- 8/13 Brandon Duckworth (rhp) optioned to AAA Scranton/Wilkes-Barre.
- 8/14 Chase Utley (inf) recalled from AAA Scranton/Wilkes-Barre.
- 8/17 Nick Punto (inf) optioned to AAA Scranton/Wilkes-Barre.
- 8/17 Amaury Telemaco (rhp) contract purchased from AAA Scranton/Wilkes-Barre.
- 8/27 Terry Adams (rhp) placed on the 15-day DL with a left oblique muscle strain.
- 8/27 Brandon Duckworth (rhp) recalled from AAA Scranton/Wilkes-Barre.
- 8/27 Geoff Geary (rhp) contract purchased from AAA Scranton/Wilkes-Barre.
- 8/27 Mike Williams (rhp) placed on the bereavement list.
- 8/30 Mike Williams (rhp) reinstated from the bereavement list.
- 8/30 Geoff Geary (rhp) optioned to A Clearwater.
- 8/30 Tyler Houston (inf) designated for assignment.
- 8/30 Nick Punto (inf) recalled from AAA Scranton/Wilkes-Barre.
- 8/31 Brandon Duckworth (rhp) optioned to AAA Scranton/Wilkes-Barre.
- 8/31 Kelly Stinnett (c) acquired from the Cincinnati Reds for a player to be named later.

SEPTEMBER

- 9/1 Geoff Geary (rhp) recalled from A Clearwater.
- 9/2 Travis Chapman (inf) contract purchased from AAA Scranton/Wilkes-Barre.
- 9/2 David Coggin (rhp) transferred to the 60-day DL.
- 9/2 Valerio De Los Santos (lhp) acquired from the Milwaukee Brewers for cash.
- 9/2 Brandon Duckworth (rhp) recalled from AAA Scranton/Wilkes-Barre.
- 9/2 Josh Hancock (rhp) recalled from AAA Scranton/Wilkes-Barre.
- 9/2 Ryan Madson (rhp) recalled from AAA Scranton/Wilkes-Barre.
- 9/2 Eric Valent (of) claimed on waivers by the Cincinnati Reds to complete the Stinnett trade.
- 9/9 Anderson Machado (inf) recalled from AA Reading.
- 9/11 Terry Adams (rhp) reinstated from the 15-day DL.
- 9/23 David Bell (3b) reinstated from the 15-day DL.



HISTORY

ALL-TIME COACHES ROSTER	187
ALL-TIME ROSTER	182-186
DIVISION SERIES SUMMARY	202
IMPORTANT DATES	181
LAST TIME IT HAPPENED	192
LEAGUE CHAMPIONSHIP SUMMARY	202-203
MANAGERS	187
OPENING DAY	189
PHILLIES IN THE COMMUNITY	180
PHILLIES TEAM HISTORY	178-179
REGULARS BY POSITION	194-197
RETIRED NUMBERS	198-201
SERVICE TIME	193
TIE GAMES	181
TRADES	192
UNIFORM NUMBERS	181
VETERANS STADIUM HISTORY	190-191
WORLD SERIES SUMMARY	204
YEAR BY YEAR FINISH	188

PHILLIES TEAM HISTORY

Philadelphia, a city rich in history and tradition, has played an integral part in professional baseball's history.

While the Cincinnati Red Stockings of 1869 are recognized as the first all-salaried team, Philadelphia's earliest team, the Athletics, followed soon after in 1870. The next year, the National Association was formed and the Athletics were a part of that league.

When the Association disbanded in 1876, several of the stronger teams formed the National League, as it is still known today. The charter members were the Boston Red Caps, Chicago White Stockings, Cincinnati Red Stockings, St. Louis Brown Stockings, Hartford Dark Blues, New York Mutuals, Louisville Grays and the Philadelphia Athletics.

The very first National League game was played in Philadelphia on April 22, 1876, at 25th and Jefferson Streets. Boston won, 6-5 before an estimated crowd of 3,000.

Resting in seventh place with a 14-45 record, the Athletics couldn't make their final western trip because of insufficient funds. The team was immediately expelled from the league.

Philadelphia was without a National League franchise until a similar fate hit the Worcester (MA) Brown Stockings six years later.

Worcester faced financial difficulties and was about to fold when Alfred Reach, a Philadelphia sporting goods founder, bought the Brown Stockings and moved them to Philadelphia.

Reach named the team the Phillies, a takeoff on the team's geographic roots, "Philly." Phillies is the longest-running name for any team in the National League.

LOSE FIRST GAME

History shows the Phillies played their first game on May 1, 1883, losing to the Providence Grays, 4-3, at Recreation Park, 24th and Columbia Avenues. The crowd was estimated at 1,200.

It was the start of a tradition in which 1,750 players have put on a Phillies uniform and over 100 million spectators have attended games since the turn of the century when attendance figures were first recorded.

In 1887, the Phillies moved into a new "magnificent park" at Broad and Huntingdon Streets, which later became known as Baker Bowl (capacity 15,000). An estimated 20,000 fans jammed the park for the first game on April 30, a 19-10 win over the New York Giants.

The Phillies had to share the Philadelphia baseball scene when the American League was formed in 1901. One of the eight teams was the Athletics under manager Connie Mack.

The Athletics enjoyed more success than the Phillies and thus were more popular. The A's won six pennants in their first 15 years while the Phillies could muster just one.

That first championship came in 1915 when Pat Moran, a former catcher with the Phillies, led them to the pennant in his first year as manager. Grover Cleveland Alexander, a 31-game winner, won the first World Series game against the Boston Red Sox, who then swept the next four games.

While the A's had a strong run in the 1930s (three pennants, including two straight World Championships in 1929-30), the Phillies floundered. Outfielder Chuck Klein led an awesome attack but an awful pitching staff kept the Phillies from winning.

Baker Bowl began to deteriorate physically when some wooden bleachers gave way in 1927 forcing the Phillies to play a few games at Shibe Park (home of the A's). Finally, after 51 years at their stadium, the Phillies moved permanently to Shibe Park, July 4, 1938, splitting a doubleheader with Boston, a 10-5 loss and a 10-2 win.

While the A's remained stable under the Shibe family, ownership of the Phillies seemed to change constantly. From 1903 to 1943, the club had ten different owners.



Pat Moran

CARPENTER ERA BEGINS

Perhaps the most significant move in Phillies history came when the Carpenter family of duPont wealth in Wilmington (DE), bought the team on November 23, 1943, for an estimated \$400,000.

In an effort to stimulate more interest in the club, Bob Carpenter Jr., the new president, announced a contest was being held to find a nickname for the Phillies. The name Blue Jays was chosen from among 623 suggestions.

Although it still maintained the official Phillies title, the club was known as Blue Jays for the 1944 and 1945 seasons. The new name was used heavily during that time, but then usage began to drop off in the following years. The Blue Jays name never appeared in the newspapers after 1947.

When Carpenter took over as president, he began to pour money into building a minor league system.

The efforts paid off rather quickly when a young team, nicknamed the Whiz Kids, won the 1950 pennant. Dick Sisler hit a dramatic three-run homer in the 10th inning at Ebbets Field to sink the Brooklyn Dodgers, 4-1, on the last day of the season. Robin Roberts won 20 games that season, the first of six straight 20-win seasons. Center fielder Richie Ashburn started a streak of hitting over .300 for seven straight years, including two batting titles. Unfortunately, a world title eluded the Phillies as they were swept by the New York Yankees in four straight games.

Eddie Sawyer's young club was expected to be a force for a few years but a third-place tie in 1953 was the best they could do.

The A's, meanwhile, began to slide. After finishing last in 1954, their 11th eighth-place finish in 23 seasons, the A's

were sold and moved to Kansas City. Once again, Philadelphia was a one-team baseball town.

Shibe Park was renamed Connie Mack Stadium in honor of the A's owner/manager in 1953. But it's worth noting that as early as 1953, a new stadium in Philadelphia was envisioned by Mayor Richardson Dilworth. Fourteen years and many disagreements later, ground was broken for Veterans Stadium, which finally opened with the Phillies hosting the Montreal Expos on April 10, 1971.

Under the leadership of Ruly Carpenter, who replaced his dad as President in 1972, and General Manager Paul Owens, the Phillies dominated the National League East in the mid-1970s. They won three consecutive division titles starting in 1976 but couldn't get over the hump until 1980, a year after they signed free agent Pete Rose.

Under manager Dallas Green, the Phillies made it to the World Series that year by defeating the Houston Astros in a gut-wrenching National League Championship Series. Sisler's historic homer in 1950 was replaced as the greatest moment in Phillies history at precisely 11:29 p.m. on Tuesday, October 21, 1980, when Tug McGraw struck out Kansas City's Willie Wilson to give the franchise its first World Championship.

The powerful Phillies teams of that era were anchored by two Hall of Famers, Steve Carlton, the first pitcher to win four Cy Young Awards, and third baseman Mike Schmidt, a three-time MVP.



CARPENTER FAMILY SELLS

The end of a different era occurred after the 1981 season.

Citing escalating player salaries, the Carpenter family put the Phillies up for sale. Bill Giles, Executive Vice President under Ruly Carpenter, and five other partners purchased the team for \$30 million.

In just the second year of this new ownership group, the Phillies won their fifth Eastern Division title in eight years. Adding two veterans, Tony Perez and Joe Morgan, to an experienced team created the nickname, Wheeze Kids.

Owens, who went from the front office to manage the team in July, guided the Phillies to the World Series for the fourth time by eliminating the Los Angeles Dodgers in the NLCS. The Baltimore Orioles, however, won the World Series, 4-1.

From generation to generation, fans' heroes change. Players such as Alexander, Klein, Roberts, Ashburn, Carlton and Schmidt will always be remembered but there were new heroes on the scene from the 1993 team. That club went from a last-place finish the previous year to the division title, leading the NL East for all but one day of the season. Lenny Dykstra was second in the MVP race; Terry Mulholland, John Kruk, Darren Daulton and Dave Hollins were All-Stars but this was a total team effort. All 25 players emerged as heroes.

This team didn't have one nickname such as the Whiz Kids or Wheeze Kids. They had many names because they were a group of athletes who became Phillies through shrewd moves by General Manager Lee Thomas.

As underdogs, the Phillies dumped the favored Atlanta Braves, 4-2, to make their third World Series appearance in the last 13 years. Their spring training neighbors, the Toronto Blue Jays, were the opponents. Jim Fregosi joined Moran, Sawyer, Green and Owens as managers who led the Phillies to an NL pennant and a trip to the Fall Classic.

A very entertaining World Series abruptly ended with Joe Carter's three-run homer, which gave the Blue Jays their second consecutive World Championship.

Ten years later, the Phillies family said goodbye to Veterans Stadium through a season-long series of "Field of Memories" events, which culminated with an emotional closing ceremony on September 28, 2003, featuring dozens of current and former Phils.

In 2004, the Phillies moved into their new home, Citizens Bank Park, a state-of-the-art, grass and dirt ballpark which will be the site of many memories to come.

Phillies baseball is more than wins and losses. It involves people.

People who were Hall of Famers during the early years of the franchise ... Harry Wright, Ed Delahanty and Sam Thompson.

People who were MVP winners ... Klein, Jim Konstanty and Schmidt.

People who won Cy Young Awards, starting with Carlton's four and followed by John Denny and Steve Bedrosian.

People who were Rookie of the Year winners ... Jack Sanford, Dick Allen and Scott Rolen.

People who reached fans, first on the airwaves, and later on television ... Gene Kelly, By Saam, Ashburn, Bill Campbell, Harry Kalas, Andy Musser and Chris Wheeler.

Oh yes. There's one more important figure in Phillies history ... Phillie Phanatic, the big green furry creature who made its debut as the team's mascot on April 25, 1978. As with the 121-year-old baseball team, the Phanatic, too, is a tradition.



PHILLIES IN THE COMMUNITY



Phillies™
AT BAT IN OUR COMMUNITY

The Phillies organization takes great pride in giving back to the community. Off the field, the Phillies have been a team to count on for decades through their efforts of reaching out to those in need.

Phillies Charities, Inc. serves as the fundraising arm of the Phillies organization and donates to dozens of non-profit organizations each year. In 2003, Phillies Charities made a donation of \$502,000 to the ALS Association of Philadelphia, which is the club's primary charity. Since adopting ALS (Lou Gehrig's Disease) in 1984, the Phillies and Phillies Charities have raised over \$6.7 million for ALS research and patient services. Also, Phillies Charities raised an additional \$175,000 in 2003, most of which was donated through its Discretionary Fund to local, non-profit organizations.

Among the groups benefiting from the Phillies and Phillies Charities are the American Heart Association, Children's Hospital, Children's Miracle Network, Boy Scouts of America, the Junior Baseball Federation, PAL, the United Negro College Fund, Boys & Girls Clubs, Make-A-Wish Foundation, Philadelphia Futures, Special Olympics and Philadelphia Reads.

The Phillies are proud of their rich history of player and staff community involvement over the years. **Randy Wolf** was named the 2003 winner of the Phillies Community Service Award for his outstanding efforts last season. Additionally, **Bobby Abreu, Pat Burrell, Larry Bowa, Marlon Byrd, Mike Lieberthal, Jimmy Rollins** and **Jim Thome** were among the Phillies who donated time and money to a variety of charities.

Not to be overlooked are the players' wives, who also volunteer their time and efforts visiting hospital patients and raising money at various events. In 2003, the wives raised tens of thousands of dollars for several worthy causes and they are releasing a cookbook for charity this year.

Phillies front office employees also give of their time, money and efforts in several ways ... contributing canned goods for the annual Boy Scouts Food Drive, donating used winter coats to the needy, helping to cook and serve Christmas dinner for the homeless, plus many other events.

Education and literacy are at the forefront of the Phillies' community efforts. "**Phillies Fundamentals**" is an after school program started by the club in January 2001 which runs year-round in several inner city recreation centers. The program, which targets at-risk children, uses baseball concepts to make learning fun for kids. Additionally, children from the program are brought to a Phillies game and get the opportunity to meet a player. Jim Thome serves as Chairman of the program.

The Phillies annually support many education-based programs, including "Breaking Barriers," the Philadelphia Free Library Reading Program, the Philadelphia School District reading program and the Multiple Sclerosis READaTHON. Also, the "Phillies Harmony Club", which was started in January 2003, provides recreational and educational activities for mentally disabled children and adults.

For the past 11 years, former Phillies pitcher **Dickie Noles** has been an invaluable member of the Phillies organization, speaking annually to thousands of school-aged children on the dangers of drugs and alcohol and the importance of education. Noles, a certified drug and alcohol counselor, visits dozens of schools each year.

The Phillies are also committed to developing and teaching youth in the Philadelphia area the game of baseball. Rookie and RBI Leagues are designed not only to encourage inner-city children (from ages 6-18) to play baseball, but also to teach them the value of teamwork and sportsmanship. Combined, the programs involve more than 7,000 boys and girls yearly, making it the largest RBI and Rookie League program in the country. In addition, the Phillies also initiated and host three local amateur baseball tournaments. The Carpenter Cup is a tournament designed to give exposure to the top tri-state area high school baseball players while the Liberty Bell Classic is an annual Division I college tournament. The Giles Cup, started in 2001, is another college tournament for Division II schools.



Randy Wolf was the 2003 winner of the third annual Phillies Community Service Award for his outstanding contributions to the community. The presentation was made by former Phillies center fielder Garry Maddox.

IMPORTANT DATES

DATES TO REMEMBER

September 26	Phillies win 1976 NL East Title at MTL
September 27	Phillies win 1977 NL East Title at CHI
September 28	Phillies win 1983 NL East Title at CHI
	Phillies win 1993 NL East Title at PIT
September 29	Phillies win 1915 NL Pennant at BOS
September 30	Phillies win 1978 NL East Title at BKN
October 1	Phillies win 1950 NL Pennant at BKN
October 4	Phillies win 1980 NL East Title at MTL
October 8	Phillies win 1983 NL Pennant vs LA
October 12	Phillies win 1980 NL Pennant at HOU
October 13	Phillies win 1993 NL Pennant vs ATL
October 21	Phillies win 1980 World Series vs KC

PHILLIES BALLPARKS

Recreation Park	1883-1886
Philadelphia Park/Baker Bowl	1887-1938
University of Pennsylvania	1894
Columbia Park	1903
Shibe Park/Connie Mack Stadium	1927; 1938-1970
Veterans Stadium	1971-2003
Citizens Bank Park	2004

PHILLIES IN FIRST PLACE – SOLE POSSESSION

MAY 1ST	JUNE 1ST	JULY 1ST	AT ALL-STAR BREAK	AUGUST 1ST	SEPTEMBER 1ST
1900	1900	1950	BREAK	1915	1915
1911	1913	1976	1950	1950	1950
1915	1964	1978	1964	1964	1964
1916	1976	1993	1974	1976	1976
1953	1981	1995	1976	1978	1977
1964	1993	2001	1978	1982	1978
1993	1995		1982	1993	1993
2001	2001		1993		
			2001		

UNIFORM NUMBERS

Highest Number Worn –	99 by Mitch Williams in 1993, Turk Wendell in 2001
Lowest Number Worn –	0 by Al Oliver in 1984 00 by Omar Olivares in 1995
Most Numbers Worn –	7 by Granny Hamner (1, 2, 6, 17, 29, 33, 37) 6 by Chuck Klein (1, 3, 8, 26, 29, 36)
Retired Numbers –	36 in 1962 (Robin Roberts) 1 in 1979 (Richie Ashburn) 32 in 1989 (Steve Carlton) 20 in 1990 (Mike Schmidt) 42 in 1997 (In honor of Jackie Robinson) 14 in 2001 (Jim Bunning)

TIE GAMES

The Phillies have played 77 tie games since 1900, including a club-record eight in 1913. The last tie game was June 5, 1989 vs. Pittsburgh.

Tie games by Club:

14	Cubs and *Braves
11	Giants
10	*Dodgers
9	Reds
8	Cardinals and Pirates
2	Expos
1	Mets
0	Astros, Brewers, Diamondbacks, Marlins, Padres and Rockies

*Phils have not had a tie vs. Braves or Dodgers since they moved to Atlanta and Los Angeles, respectively.



ALL-TIME ROSTER

Includes all players who have participated in one or more official National League games with the Phillies from 1883-2003 ... a total of 1,750 players. The most common names in Phillies history have been: Miller (14), Johnson (11), and Smith (10).

A

Abbatichio, Ed	1897-98	Barrett, Tommy	1988-89	Booker, Rod	1990-91	Burke, Eddie	1890	Church, Bubba	1950-52
Abbott, Fred	1905	Barron, Tony	1997	Boone, Bob	1972-81	Burns, Bill	1911	Cieslak, Ted	1944
Abbot, Kyle	1992-95	Barry, Rich	1969	Boozler, John	1962-64; 66-69	Burns, Ed	1913-18	Clancy, Bud	1934
Abreu, Bobby	1998-	Barry, Shad	1901-04	Borland, Toby	1994-96; 98	Burns, George	1925	Clark, John	1938
Acosta, Cy	1975	Barry, Thomas	1904	Borowy, Hank	1949-50	Burrell, Pat	2000-	Clark, Mel	1951-55
Adams, Bert	1915-19	Bartell, Dick	1931-34	Bosetti, Rick	1976	Burris, Al	1894	Clark, Ron	1975
Adams, Bob	1931-32	Bashore, Walt	1936	Boskie, Shawn	1994	Busby, Red	1941-43	Clarke, Jay	1919
Adams, Buster	1943-45; 47	Bastian, Charlie	1885-88; 91	Bottalico, Ricky	1994-98; 2001-02	Buskey, Joe	1926	Clay, Bill	1902
Adams, Terry	2002-03	Bateman, John	1972	Bottenfield, Kent	2000	Buskey, Mike	1977	Clay, Danny	1988
Adduci, Jim	1989	Bates, Del	1970	Bouchae, Ed	1956-60	Butcher, Max	1938-39	Clemens, Doug	1966-68
Aguiar, Luis	1980-88	Bates, Hubert	1939	Bowa, Larry	1970-81	Butler, Charles	1933	Clement, Wallace	1908-09
Akerfeldt, Darrel	1990-91	Bates, John	1909-10	Bowman, Bob	1955-59	Butler, Rob	1997	Clements, Jack	1884-97
Albright, Jack	1947	Batiste, Kim	1991-94	Bowman, Joe	1935-36	Buzhardt, John	1960-61	Coble, Dave	1939
Aldred, Scott	1999-2000	Battle, Howard	1996	Bowman, Sumner	1890	Byrd, Marlon	2002-	Coffman, Dick	1945
Alexander, Grover	1911-17; 30	Baumgartner, Stan	1914-16; 21-22	Boyd, Jason	2000	Byrd, Paul	1998-2001	Coggin, David	2000-
Allen, Bob	1890-94	Baumholtz, Frankie	1956-57	Boyle, Jack	1893-98	Byrne, Bob	1913-17	Cohen, Al	1933
Allen, Bob	1937	Beam, Ernie	1895	Boyle, John	1912	Bystrom, Marry	1980-84	Coker, Jimmie	1958; 60-62
Allen, Ethan	1934-36	Beck, Boone Boom	1939-43	Brack, Gib	1938-39	Caballero, Putsy	1944-45; 47-52	Cole, Dave	1955
Allen, Hezekiah	1884	Beck, Fred	1911	Brackenridge, John	1904	Cady, Forrest	1919	Coleman, Choo Choo	1961
Allen, Dick	1963-69; 75-76	Becker, Beals	1913-15	Bradley, Phil	1988	Caldwell, Earl	1928	Coleman, John	1883-84
Almon, Bill	1988	Becker, Bob	1897-98	Brady, Charlie	1905	Callaway, Ralph	1904-05	Coleman, John	1890
Altamirano, Porfirio	1982-83	Bedell, Howie	1968	Bragan, Bobby	1940-42	Calhoun, Jeff	1987-88	Collard, Earl	1930
Alvarez, Clemente	2000	Bedrosian, Steve	1986-89	Bramhall, Art	1935	Callahan, Leo	1919	Collins, Phil	1929-35
Amaro, Ruben	1960-65	Beebe, Fred	1911	Brandt, Jackie	1966-67	Callahan, Nixey	1894	Colton, Larry	1968
Amaro, Ruben, Jr.	1992-93; 96-98	Beech, Matt	1996-98	Bransfield, Kitty	1905-11	Callison, John	1960-69	Combs, Pat	1989-92
Ames, Leon	1919	Behan, Petie	1921-23	Brantley, Cliff	1991-92	Camillo, Dolph	1934-37	Comer, Steve	1983
Andersen, Larry	1983-86; 93-94	Belinsky, Bo	1965-66	Brantley, Jeff	1999-2000	Cannitz, Howie	1913	Command, Jim	1954-55
Anderson, Dave	1889-90	Bell, David	2003-	Breitenstein, Alonzo	1883	Campbell, Bill	1984	Compton, Mike	1970
Anderson, Sparky	1959	Bell, Juan	1992-93	Brennan, Ad	1910-13	Campusano, Sil	1990-91	Conger, Dick	1943
Anderson, Harry	1957-60	Bender, Chief	1916-17	Bressler, Rube	1932	Candini, Milo	1950-51	Conley, Bob	1958
Anderson, John	1958	Benedict, Art	1883	Brett, Ken	1973	Cantwell, Mike	1919-20	Conley, Gene	1959-60
Anderson, Marlon	1998-2002	Benge, Ray	1928-32; 36	Brewer, Billy	1997-99	Capron, Ralph	1913	Conn, Bert	1898; 1900-01
Anderson, Mike	1971-75; 79	Benjamin, Mike	1996	Brewster, Charlie	1943	Cardenal, Jose	1978-79	Connell, Gene	1931
Andrews, Ed	1884-89	Benjamin, Stan	1939-42	Brickell, Fred	1930-33	Cardwell, Don	1957-60	Connor, Roger	1892
Andrews, Fred	1976-77	Bennett, Dave	1964	Briggs, John	1964-71	Carlin, Jim	1941	Connors, Jerry	1892
Andrews, Stan	1945	Bennett, Dennis	1962-64	Brink, Brad	1992-93	Carlson, Hal	1924-27	Consolo, Billy	1962
Andrus, Bill	1937	Bennett, Gary	1995-96; 98-01	Brinker, Bill	1912	Carlton, Steve	1972-86	Conway, Bill	1884
Antolick, Joe	1944	Bennett, Joe	1923	Brittin, Jack	1950-51	Carman, Don	1983-90	Cook, Dennis	1989-90; 2001
Antonelli, John	1945	Bennett, Joel	1999	Brock, Chris	2000-01	Carreno, Amalio	1991	Cook, Paul	1884
Arias, Alex	1998-2000	Bentley, Jack	1926	Brogna, Rico	1997-2000	Carsey, Kid	1892-97	Cooley, Duff	1896-99
Arlett, Buzz	1931	Benton, Stan	1922	Brown, Charles	1907-09	Carter, Andy	1994-95	Cooney, Jimmy	1927
Arnovich, Morrie	1936-40	Berger, Wally	1940	Brown, Lloyd	1940	Casey, Dan	1886-89	Cooper, Claude	1916-17
Ashburn, Richie	1948-59	Berly, John	1932-33	Brown, Ollie	1947-77	Cash, Dave	1974-76	Corbett, Gene	1936-38
Ashby, Andy	1991-92; 2000	Bernhard, Bill	1899-1900	Brown, Paul	1961-63; 68	Cassian, Ed	1891	Corcoran, Tim	1983-85
Attreau, Dick	1926-27	Berry, Hodge	1902	Brown, Tom	1951-52	Castillo, Braulio	1991-92	Cormier, Rheel	2001-
Atwood, Bill	1936-40	Bertrand, Lefty	1936	Brown, Willard	1891	Castle, John	1910	Corrales, Pat	1964-65
Averill, Earl	1963	Berts, Huck	1920-25	Browne, Byron	1970-72	Cater, Danny	1964	Corrigan, Frank	1904-05; 07-09
Aviles, Ramon	1979-81	Bicknell, Charlie	1948-49	Browne, Earl	1937-38	Causey, Cecil	1920-21	Cotter, Dick	1911
Ayrault, Bob	1927-93	Bird, Doug	1979	Browne, George	1937-38	Cavanaugh, Pat	1919	Cotter, Ed	1926
		Bishop, Jim	1923-24	Brownson, Mark	1901-02; 12	Cedeno, Domingo	1999	Couch, John	1923-25
		Bittrger, Jeff	1886	Bruggs, Frank	2000	Chalmers, George	1910-16	Courtney, Ernie	1905-08
		Biwin, Jim	1935	Bruner, Roy	1939-41	Chamberlain, Wes	1990-94	Coveleski, Harry	1907-09
		Blackburne, Lena	1919	Brusstar, Warren	1977-82	Champion, Bill	1969-72	Covington, Clut	1944
		Blackwell, Tim	1976-77	Buckley, Dick	1894-95	Chapin, Darrin	1992	Covington, Wes	1961-65
		Blate, Sheriff	1931	Buffinton, Charlie	1887-89	Chapman, Ben	1945-46	Cowan, Billy	1967
		Blanton, Cy	1940-42	Buhl, Bob	1966-67	Chapman, Travis	2003	Cowley, Joe	1987
		Blatnick, Johnny	1948-50	Bullinger, Kirk	2000	Charton, Norm	1995	Cox, Danny	1991-92
		Blattner, Buddy	1949	Bullock, Eric	1989	Cheek, Harry	1910	Cox, Larry	1973-75
		Blaylock, Phrv	1955-57	Bunning, Jim	1964-67; 70-71	Chen, Bruce	2000-01	Craig, Roger	1966
		Blazier, Ron	1996-97	Burchell, Fred	1903	Cheney, Larry	1919	Crawath, Gavy	1912-20
		Bloodworth, Jimmy	1950-51	Burdette, Lew	1965	Chetkovich, Mitchell	1945	Crawford, Carlos	1996
		Boever, Joe	1978	Burgess, Smoky	1952-55	Childress, Rocky	1985-86	Crawford, Glenn	1945-46
		Boitano, Dan	1978	Burich, Bill	1942.46	Childs, Cupid	1888	Crawford, Larry	1937
		Boiland, Ed	1934-35	Burk, Mack	1956; 58	Childs, Pete	1902	Crespo, Felipe	2001
		Boland, Stew	1931-32	Burkart, Elmer	1936-39	Chiles, Pearce	1899-1900	Crist, Chester	1906
		Bolger, Jim	1959	Burke, Bobby	1937	Chiozza, Dino	1935	Cristante, Leo	1951
		Bolling, John	1939			Chiozza, Lou	1934-36	Croft, Henry	1899
						Christenson, Larry	1973-83	Cross, Lawe	1892-97
								Cross, Monte	1898-1901
								Crouch, Bill	1941

C

ALL-TIME ROSTER

Crowley, John	1884	Donnelly, Blix	1946-50	Farrell, Jack	1886	Gandy, Bob	1916	Hafey, Bud	1939
Crumpler, Roy	1925	Donohue, Joe	1891	Feinberg, Ed	1938-39	Gant, Ron	1999-2000	Hagan, Art	1883
Cruz, Todd	1978	Donovan, Jerry	1906	Felix, Harry	1902	Ganzel, Charlie	1885-86	Hahn, Don	1975
Culp, Ben	1942-44	Dooiin, Red	1902-14	Ferguson, Alex	1927-29	Garber, Gene	1974-78	Haislip, Jim	1913
Culp, Bill	1910	Doolan, Mickey	1905-13	Ferguson, Bob	1883	Garcia, Kiko	1983-85	Hall, Bert	1911
Culp, Ray	1963-66	Doster, Dave	1996; 99	Ferguson, Charlie	1884-87	Gardiner, Art	1923	Hall, Dick	1967-68
Culver, George	1973-74	Douglass, Klondike		Fernandez, Chico	1957-59	Gardner, Gid	1888	Hall, Robert	1904
Cummings, Midge	1997		1898-1904	Fernandez, Sid	1995-96	Garvin, Ned	1896	Hallahall, Bill	1938
Curry, Tony	1960-61	Dowd, Tom	1897	Ferrarese, Don	1961-62	Geary, Geoff	2003	Hallman, Bill	
Curtis, Cliff	1911-12	Dowell, Ken	1987	Fick, John	1944	Geier, Phil	1896-97		1888-89; 92-97; 1901-03
Cusick, Tony	1884-87	Downey, Tom	1912	Fields, Jocko	1891	Gerheuser, Al	1943-44	Hamilton, Billy	1890-95
		Downs, Dave	1972	Fifeild, Jack	1897-99	Gheflf, Tony	1983	Hamilton, Earl	1924
D		Dowse, Tom	1892	Figgemeier, Frank	1894	Hamilton, Jack	2002	Hamner, Garvin	1945
Daal, Omar	2000-01	Doyle, Conny	1883	Figueroa, Nelson	2001	Gilbert, Charley	1946-47	Hamner, Gruncy	1944-59
Dahlgren, Babe	1943	Doyle, Denny	1970-73	File, Larry	1940	Gillen, Sam	1897	Hamrick, Ray	1943-44
Dalley, Sam	1929	Doyle, John	1904	Fillingim, Dana	1925	Girard, Charles	1910	Hancock, Josh	2003
Daily, Ed	1885-87	Drake, Solly	1959	Finley, Bob	1943-44	Gladman, Buck	1883	Handley, Lee	1947
Dalrymple, Clay	1960-68	Drews, Karl	1951-54	Finn, Mickey	1933	Glavinle, Doug	1998-2002	Hanebrink, Harry	1959
Daniels, Fred	1945	Dubiel, Monk	1948	Finneran, Joe	1912-13	Glaviano, Tommy	1953	Hansen, Andy	1951-53
Dark, Al	1960	Ducey, Rob	1999-2001	Finney, Lou	1947	Glazier, Whitney	1923-24	Hansen, Snipe	1930; 32-35
Darrow, George	1934	Duckworth, Brandon		Fireovid, Steve	1984	Gleason, Kid		Harbidge, Bill	1883
Daulton, Darren			2001-03	Fisher, Newt	1898		1888-91; 1903-08	Hardie, Lew	1884
	1983; 85-97	Dudley, Clise	1931-32	Fittery, Paul	1917	Glossop, Al	1942	Harman, Bill	1941
Davis, Curt	1934-36	Duffy, Hugh	1904-06	Fitzgerald, Mike	1918	Glynn, Bill	1949	Harman, Chuck	1957
Davis, Dick	1981-82	Dugas, Gus	1933	Flager, Wally	1945	Goelck, Bill	1899	Harmon, Terry	1967; 69-77
Davis, Dixie	1918	Dugey, Oscar	1915-17	Flaherty, Pat	1910	Gollat, Mike	1949-51	Harper, George	1894
Davis, George	1932; 34	Dugleby, Bill		Fleming, Tom	1902; 04	Gomez, Wayne	1997-2001	Harper, George	1924-26
Davis, Jackie	1962		1898; 1901-07	Fletcher, Art	1920; 22	Gomez, Jose	1935-36	Harrell, Ray	1939
Davis, Mark	1980-81; 93	Duncan, Mariano	1992-95	Fletcher, Darrin	1990-91	Gomez, Ruben	1959-60; 67	Harrelson, Bud	1978-79
Davis, Spud	1928-33; 38-39	Duncan, Vern	1913	Fletcher, Frank	1914	Gonzalez, Orlando	1978	Harrington, Mickey	1963
Dawley, Bill	1988	Dunham, Lee	1926	Fletcher, Paul	1993; 95	Gonzalez, Tony	1960-68	Harris, Gene	1995
Day, Bill	1889-90	Dunkle, Davey	1897-98	Flick, Elmer	1898-1901	Good, Wilbur	1916	Harris, Greg	1988-89
De Los Santos, Valerjo		Dunn, Jack	1900-01	Flictrac, Hilly	1942	Gorbous, Glen	1955-57	Harris, Herb	1936
	2003	Dupaughert, Mike	1884	Flora, Kevin	1995	Gorman, Howard	1937-38	Harris, Reggie	1997
Dean, Wayland	1926-27	Duren, Ryne	1963-65	Flowers, Ben	1956	Gorman, Tom	1986	Hartley, Mike	1991-92
Decatur, Art	1925-27	Durning, George	1925	Fogarty, Jim	1884-89	Gormley, Ed	1891	Hartranft, Charles	1913
Decker, Harry	1889-90	Dykstra, Lenny	1898-98	Foley, Tom	1985-86	Goulsh, Nick	1944-45	Hasenmayer, Don	1945-46
Deininger, Otto	1908-09			Fonseca, Lew	1925	Grabowski, Reggie	1932-34	Haslin, Mickey	1933-36
De Jesus, Ivan	1982-84			Footes, Barry	1977-78	Grace, Earl	1936-37	Hatcher, Billy	1994
De Jesus, Jose	1990-91			Forbes, PJ	2001	Grace, Mike	1995-99	Hawks, Nelson	1925
Delahanty, Ed		Easter, Mike	1987	Ford, Curt	1989-90	Grady, Mike	1894-97	Hayes, Charlie	1889-91; 95
	1888-89; 91-01	Easton, John	1955; 59	Ford, Hod	1924	Graham, George	1912	Hayes, Von	1983-91
Delahanty, Tom	1894	Eastwick, Rawly	1978-79	Fortune, Gary	1916; 18	Graham, Wayne	1963	Head, Ralph	1923
DeLeon, Jose	1992-93	Edens, Tom	1994	Foster, Kevin	1993	Grabe, Joe	1999	Hearn, Jim	1957-59
Del Graco, Bobby		Edwards, Doc	1970	Fox, Henry	1902	Grant, Ed	1907-10	Heathcote, Cliff	1932
	1960-61; 65	Eisenreich, Jim	1993-96	Fox, Howie	1952	Grant, Jim	1923	Hebner, Richie	1977-78
Delker, Ed	1932-33	Elberfeld, Kid	1898	Fox, Terry	1966	Grasmick, Lou	1948	Heflin, Bronson	1996
Del Savio, Gar	1943	Elliott, Ace	1929-32	Foxen, Bill	1908-10	Grate, Don	1945-46	Hegan, Jim	1958-59
Demaree, Al	1915-16	Elliott, Jim	1931-34	Foxx, Jimmie	1945	Graulich, Lew	1891	Heintzelman, Ken	1947-52
Demeter, Don	1961-63	Ellis, Ben	1896	Franco, Julio	1982	Gray, John	1958	Heltzel, Heinie	1944
Dennely, Tod	1923	Ellsworth, Dick	1967	Francona, Tito	1967	Green, Dallas	1960-64; 67	Hemingway, Edson	1918
Denny, Jerry	1891	Elster, Kevin	1995	Fraser, Chick		Green, June	1928-29	Hemsley, Rollie	1946-47
Denny, John	1982-85	Emery, Cal	1963	Freed, Ed	1942	Green, Tyler	1993; 95-98	Hemus, Solly	1956-58
Dernier, Bob		Emery, Herrick	1924	Freed, Roger	1971-72	Greene, Tommy	1990-95	Henderson, Hardie	1883
	1980-83; 88-89	Ennis, Del	1946-56	Freeman, Marvin		Greene, Willie	1902	Hendrick, Harvey	1934
		Enzmann, John	1920		1886; 88-90	Greengrass, Jim	1955-56	Henline, Butch	1921-26
Deshaises, Jim	1995	Erickson, Don	1958	Freese, Gene	1959	Greenwood, Bob	1954-55	Hennessey, George	1942
Devine, Mickey	1918	Erickson, Paul	1948	Frey, Steve	1995-96	Grey, Bill	1890-91	Henrich, Fritz	1924
Devlin, Jim	1887	Esper, Duke	1890-92	Friberg, Barney	1925-32	Grim, John	1888	Henry, Jim	1939
Devore, Josh	1913-14	Espinosa, Nino	1979-81	Frink, Fred	1934	Grimsley, Jason	1989-91	Herbert, Ray	1965-66
Diaz, Bo	1982-85	Essegian, Chuck	1958	Fritz, Larry	1975	Grimes, Oscar	1926	Hernatz, Jesus	1974
Dickson, Murry	1954-56	Essian, Jim	1973-75	Froelich, Bill	1909	Grisson, Lee	1941	Hernandez, Willie	1983
Dietrick, Bill	1927-28	Estralella, Bobby	1996-99	Frohwrth, Todd	1987-90	Groat, Dick	1966-67	Herr, Tommy	1989-90
Dietz, Dutch	1943	Estrada, Johnny	2001-02	Frye, Charley	1940	Gross, Emil	1883	Herrera, Pancho	
Dillhoefer, Bill	1918	Etten, Nick	1941-42; 47	Fryman, Woodie	1968-72	Gross, Greg	1979-88		1958; 60-61
Dillard, Gordon	1989	Evers, John	1917	Fuchs, Charlie	1943	Gross, Kevin	1983-88	Herrnstein, John	1962-66
DiMaggio, Vince	1945-46	Ewing, Bob	1910-11	Fullis, Chick	1933-34	Grosswold, Jeff	1992	Heusser, Ed	1936; 48
Dineen, Kerry	1978	Eyrich, George	1943	Fultz, Dave	1898-99	Gumbert, Ad	1896	Higbe, Kirby	1939-40
Dinges, Vance	1945-46					Gunning, Tom	1887	High, Andy	1934
Diorio, Ron	1973-74					Gutierrez, Jackie	1988	Hiland, John	1885
Dishman, Glenn	1996	Faircloth, Jim	1919					Hilgendorf, Tom	1975
Dodd, Robert	1998	Fallenstin, Ed	1931	G				Hiller, Chuck	1967
Dodge, John	1912-13	Fanning, Jack	1894	Gabrielson, Len	1939			Hilly, Pat	1914
Dolan, Alvin	1912-13	Fanner, Ed	1974; 82-83	Gallagher, Bill	1883	H		Hilsey, Charlie	1883
Dolan, Joe	1899-1901	Farrar, Sid	1883-89	Gallagher, Bill	1896	Haas, Bert	1948-49	Hisle, Larry	1968-71
Donahue, Charles	1904	Farrell, Dick		Gallagher, Dave	1995	Hacker, Warren	1957-58	Hoak, Don	1963-64
Donahue, John	1943-44		1956-61; 67-69	Gallia, Bert	1920	Haddix, Harvey	1956-57		
Donahue, Red	1898-1901			Gamble, Oscar	1970-72	Haddock, George	1894		

ALL-TIME COACHES ROSTER

Amaro, Ruben	1980-81	Felske, John	1984	McRae, Hal	1997-2000	Seminick, Andy	
Bengough, Benny	1946-58	Ferrick, Tom	1959	Menke, Denis	1989-96		1957-58; 67-69
Beringer, Carroll	1973-78	Gross, Greg	2001-	Meyer, Ben	1925-26	Shea, Merv	1944-45
Bowa, Larry	1988-96	Hebner, Rich	2001	Mills, Brad	1997-2000	Shepard, Larry	1967
Bristol, Dave	1982-85; 88	Henderson, Ramon	1998-	Moses, Wally	1955-58	Spalding, Dick	1934-36
Carter, Dick	1959-60	Hoak, Don	1967	Murphy, Dan	1927	Scarrette, Herm	1979-81
Cash, Dave	1996	Hunter, Fred	1928-31; 33	Myatt, George	1964-72	Sugden, Joe	1926-27
Cisco, Galen	1997-2000	Johnson, Deron	1982-84	Oldis, Bob	1964-66	Tannehill, Jesse	1920
Cohen, Andy	1960	Johnson, Syl	1939-41	Onslow, John	1931-32	Taylor, Tony	1977-79; 88-89
Combs, Earle	1954	Jonnard, Bubber	1935	Osteen, Claude	1982-88	Tiefenauer, Bob	1979
Conroy, Wid	1922	Kerrigan, Joe	2003-	Perkins, Cy	1946-54	Unser, Del	1985-88
Cooke, Dusty	1948-52	Killefer, Bill	1942	Podres, Johnny	1991-96	Varsho, Gary	2002-
Cottier, Chuck	1997-2000	Klein, Chuck	1942-45	Posedel, Bill	1958	Vincent, Al	1961-63
Cravath, Gavy	1923	Knowles, Darold	1989-90	Ragan, Pat	1924	Vukovich, John	1988-
Culp, Benny	1946-47	Lanier, Hal	1990-91	Riddle, Johnny	1959	Whitehill, Earl	1943
Davenport, Jim	1986-87	Lemon, Bob	1961	Rigoli, Joe	1996-97	Widmar, Al	1962-64; 68-69
Davis, Brandy	1972	Loberst, Hans	1934-41	Rippelmeyer, Ray	1970-78	Wilhelm, Kaiser	1921
DeMars, Billy	1969-81	Lowrey, Peanuts	1960-66	Roberts, Mel	1992-95	Wine, Bobby	1972-83
Earnshaw, George	1949-50	Mayo, Eddie	1952-54	Ruhle, Vern	2001-02	Wright, Jim	1996
Edwards, Doc	1970-72	McDonnell, Maje	1948-57	Ryan, Mike	1980-95	Wyatt, Whit	1955-57
Elia, Lee	1980-81; 85-87	McLish, Cal	1965-66	Scott, Tony	2001-03		

MANAGERS

There have been 49 managers of the Phillies.

YEAR(S)	NAME	GAMES	W	L	T	PCT	YEAR(S)	NAME	GAMES	W	L	T	PCT
1883	Bob Ferguson	17	4	13	0	.235	1945-1948	Ben Chapman	476	197	277	2	.414
1883	Bill Purcell	82	13	68	1	.165	1948	Dusty Cooke	13	6	6	1	.542
1884-1890	Harry Wright	755	387	351	17	.513	1948-1952	Eddie Sawyer	591	296	292	3	.503
1890	Jack Clements	19	13	6	0	.684	1952-1954	Steve O'Neill	324	182	140	2	.565
1890	Al Reach	11	4	7	0	.364	1954	Terry Moore	77	35	42	0	.455
1890	Bob Allen	35	25	10	0	.714	1955-1958	Mayo Smith	547	264	281	2	.484
1890-1893	Harry Wright	472	249	215	8	.528	1958-1960	Eddie Sawyer	227	94	132	1	.416
1894-1895	Arthur Irwin	263	149	110	4	.574	1960	Andy Cohen	1	1	0	0	1.000
1896	Bill Nash	131	62	68	1	.477	1960-1968	Gene Mauch	1331	645	684	2	.485
1897-1898	George Stallings	180	74	104	2	.417	1968	George Myatt	2	2	0	0	1.000
1898-1902	Bill Shettsline	677	367	303	7	.547	1968-1969	Bob Skinner	215	92	123	0	.423
1903	Chief Zimmer	139	49	86	4	.367	1969	George Myatt	54	19	35	0	.352
1904-1906	Hugh Duffy	464	206	251	7	.430	1970-1972	Frank Lucchesi	399	166	233	0	.416
1907-1909	Bill Murray	458	240	214	4	.528	1972	Paul Owens	80	33	47	0	.413
1910-1914	Red Dooiin	775	392	370	13	.514	1973-1979	Danny Ozark	1105	594	510	1	.538
1915-1918	Pat Moran	586	323	257	6	.556	1979-1981	Dallas Green	299	169	130	0	.565
1919	Jack Coombs	62	18	44	0	.290	1982-1983	Pat Corrales	248	132	115	1	.532
1919-1920	Gavy Cravath	229	91	137	1	.400	1983-1984	Paul Owens	239	128	111	0	.536
1921	Bill Donovan	102	31	71	0	.304	1985-1987	John Felske	384	190	194	0	.495
1921-1922	Kaiser Wilhelm	206	77	128	1	.376	1987-1988	Lee Elia	254	111	142	1	.439
1923-1926	Art Fletcher	612	231	378	3	.380	1988	John Vukovich	9	5	4	0	.556
1927	Stuffy McInnis	155	51	103	1	.332	1989-1991	Nick Leyva	338	148	189	1	.438
1928-1933	Burt Shotton	923	370	549	4	.403	1991-1996	Jim Fregosi	894	431	463	0	.482
1934-1938	Jimmy Wilson	763	280	477	6	.371	1997-2000	Terry Francona	648	285	363	0	.440
1938	Hans Loberst	2	0	2	0	.000	2001-	Larry Bowa	485	252	233	0	.520
1939-1941	Doc Prothro	460	138	320	2	.302							
1942	Hans Loberst	151	42	109	0	.278							
1943	Bucky Harris	95	40	53	2	.432							
1943-1945	Fred Fitzsimmons	283	102	179	2	.364							

Two-term managers and their records:
 Wright (636-566); Sawyer (390-424); Loberst (42-111);
 Myatt (21-35); Owens (161-158)

YEAR BY YEAR FINISH

YEAR	MANAGER	FINISH	W-L-T	PCT.	ATTENDANCE
8-TEAM LEAGUE					
1883	Bob Ferguson & Bill Purcell				
		8	17-8-1	.178	
1884	Harry Wright	6	39-73-1	.350	
1885	Harry Wright	3	56-54-1	.509	
1886	Harry Wright	4	71-43-5	.618	
1887	Harry Wright	2	75-48-5	.605	
1888	Harry Wright	3	69-61-1	.531	
1889	Harry Wright	4	63-64-3	.496	
1890	Harry Wright, Jack Clements, Al Reach & Bob Allen	3	78-54-1	.590	
1891	Harry Wright	4	68-69-1	.496	
12-TEAM LEAGUE					
1892	Harry Wright	4	87-66-1	.568	
1893	Harry Wright	4	72-57-4	.556	
1894	Arthur Irwin	4	71-57-1	.554	
1895	Arthur Irwin	3	78-53-2	.594	
1896	Billy Nash	8	62-68-0	.477	
1897	George Stallings	10	55-77-2	.418	
1898	George Stallings & Bill Shettsline	6	78-71-1	.523	
1899	Bill Shettsline	3	94-58-2	.617	
8-TEAM LEAGUE					
1900	Bill Shettsline	3	75-63-3	.543	
1901	Bill Shettsline	2	83-57-0	.593	234,937
1902	Bill Shettsline	7	56-81-1	.409	112,066
1903	Chief Zimmer	7	49-86-4	.367	151,729
1904	Hugh Duffy	8	52-100-3	.345	140,771
1905	Hugh Duffy	4	83-69-3	.545	317,932
1906	Hugh Duffy	4	71-82-1	.464	294,680
1907	Bill Murray	3	83-64-2	.564	341,216
1908	Bill Murray	4	83-71-1	.539	420,660
1909	Bill Murray	5	74-79-1	.484	303,177
1910	Charlie Dooin	4	78-75-4	.510	296,597
1911	Charlie Dooin	4	79-73-1	.520	416,000
1912	Charlie Dooin	5	73-79-0	.480	250,000
1913	Charlie Dooin	2	88-63-8	.579	470,000
1914	Charlie Dooin	6	74-80-0	.481	338,474
1915	Pat Moran	1	90-62-1	.592	449,898
1916	Pat Moran	2	91-62-1	.594	515,365
1917	Pat Moran	2	87-65-2	.571	354,428
1918	Pat Moran	6	55-68-2	.448	122,266
1919	Jack Coombs & Gavy Cravath	8	47-90-1	.344	240,424
1920	Gavy Cravath	8	62-91-0	.405	330,998
1921	Bill Donovan & Kaiser Wilhelm	8	51-103-0	.331	273,961
1922	Kaiser Wilhelm	7	57-96-1	.373	232,471
1923	Art Fletcher	8	50-104-1	.326	228,168
1924	Art Fletcher	7	55-96-1	.365	299,818
1925	Art Fletcher	*6	68-85-0	.444	304,905
1926	Art Fletcher	8	58-93-1	.385	240,600
1927	Stuffy McInnis	8	51-103-1	.332	305,420
1928	Burt Shotton	8	43-109-0	.283	182,168
1929	Burt Shotton	5	71-82-1	.464	281,200
1930	Burt Shotton	8	52-102-2	.340	299,007
1931	Burt Shotton	6	66-88-1	.429	284,849
1932	Burt Shotton	4	78-76-0	.506	268,914
1933	Burt Shotton	7	60-92-0	.395	156,421
1934	Jimmy Wilson	7	56-93-0	.376	169,885
1935	Jimmy Wilson	7	64-89-3	.420	205,407
1936	Jimmy Wilson	8	54-100-0	.351	249,219
1937	Jimmy Wilson	7	61-92-2	.400	212,790
1938	Jimmy Wilson & Hans Lobert	8	45-105-1	.301	161,111
1939	Doc Prothro	8	45-106-1	.299	277,973
1940	Doc Prothro	8	50-103-0	.327	207,177
1941	Doc Prothro	8	43-111-1	.281	231,401
1942	Hans Lobert	8	42-109-0	.278	230,183
1943	Bucky Harris & Fred Fitzsimmons	7	64-90-3	.417	466,975
1944	Fred Fitzsimmons	8	61-92-1	.399	369,586
1945	Fred Fitzsimmons & Ben Chapman	8	46-108-0	.299	285,057
1946	Ben Chapman	5	69-85-1	.448	1,045,247
1947	Ben Chapman	*7	62-92-1	.403	907,332
1948	Ben Chapman, Dusty Cook & Eddie Sawyer	6	66-88-1	.429	767,429

YEAR	MANAGER	FINISH	W-L-T	PCT.	ATTENDANCE
1949	Eddie Sawyer	3	81-73-0	.526	819,698
1950	Eddie Sawyer	1	91-63-3	.589	1,217,035
1951	Eddie Sawyer	5	73-81-0	.474	937,658
1952	Eddie Sawyer & Steve O'Neill	4	87-67-0	.565	755,417
1953	Steve O'Neill	*3	83-71-2	.538	853,644
1954	Steve O'Neill & Terry Moore	4	75-79-0	.487	738,991
1955	Mayo Smith	4	77-77-0	.500	922,886
1956	Mayo Smith	5	71-83-0	.461	934,798
1957	Mayo Smith	5	77-77-2	.500	1,146,230
1958	Mayo Smith & Eddie Sawyer	8	69-85-0	.448	931,110
1959	Eddie Sawyer	8	64-90-1	.416	802,815
1960	Eddie Sawyer, Andy Cohen & Gene Mauch	8	59-95-0	.383	862,205
1961	Gene Mauch	8	47-107-1	.306	590,205
10-TEAM LEAGUE					
1962	Gene Mauch	7	81-80-0	.503	762,034
1963	Gene Mauch	4	87-75-0	.537	907,141
1964	Gene Mauch	*2	92-70-0	.568	1,425,891
1965	Gene Mauch	6	85-76-1	.528	1,166,376
1966	Gene Mauch	4	87-75-0	.537	1,108,201
1967	Gene Mauch	5	82-80-0	.506	828,888
1968	Gene Mauch, George Myatt & Bob Skinner	*7	76-86-0	.469	664,546
TWO 6-TEAM DIVISIONS					
1969	Bob Skinner & George Myatt	5	63-99-0	.389	519,414
1970	Frank Lucchesi	5	73-88-0	.453	708,247
1971	Frank Lucchesi	6	67-95-0	.414	1,511,223
1972	Frank Lucchesi & Paul Owens	6	59-97-0	.378	1,343,329
1973	Danny Ozark	6	71-91-0	.438	1,475,934
1974	Danny Ozark	3	80-82-0	.494	1,808,648
1975	Danny Ozark	2	86-76-0	.531	1,909,233
1976	Danny Ozark	†1	101-61-0	.623	2,480,150
1977	Danny Ozark	†1	101-61-0	.623	2,700,070
1978	Danny Ozark	†1	90-72-0	.556	2,583,389
1979	Danny Ozark & Dallas Green	4	84-78-1	.519	2,775,011
1980	Dallas Green	†1	91-71-0	.562	2,651,650
1981	Dallas Green	#3	59-48-0	.551	1,638,932
1982	Pat Corrales	2	89-73-0	.549	2,376,394
1983	Pat Corrales & Paul Owens	†1	90-72-1	.556	2,128,339
1984	Paul Owens	4	81-81-0	.500	2,062,696
1985	John Felske	5	75-87-0	.463	1,830,350
1986	John Felske	2	86-75-0	.534	1,933,355
1987	John Felske & Lee Elia	*4	80-82-0	.494	2,100,110
1988	Lee Elia & John Vukovich	6	65-96-1	.404	1,990,041
1989	Nick Leyva	6	67-95-1	.411	1,861,985
1990	Nick Leyva	*4	77-85-0	.475	1,992,484
1991	Nick Leyva & Jim Fregosi	3	78-84-0	.481	2,050,012
1992	Jim Fregosi	6	70-92-0	.432	1,927,448
TWO 7-TEAM DIVISIONS					
1993	Jim Fregosi	†1	97-65-0	.599	3,137,674
THREE DIVISIONS (ONE 4-TEAM, TWO 5-TEAM)					
1994	Jim Fregosi	4	54-61-0	.470	2,290,971
1995	Jim Fregosi	*2	69-75-0	.479	2,043,588
1996	Jim Fregosi	5	67-95-0	.414	1,801,677
1997	Terry Francona	5	68-94-0	.420	1,490,638
THREE DIVISIONS (ONE 6-TEAM, TWO 5-TEAM)					
1998	Terry Francona	3	75-87-0	.463	1,715,702
1999	Terry Francona	3	77-85-0	.475	1,825,337
2000	Terry Francona	5	65-97-0	.401	1,612,769
2001	Larry Bowa	2	86-76-0	.531	1,782,054
2002	Larry Bowa	3	80-81-0	.497	1,618,141
2003	Larry Bowa	3	86-76-0	.531	2,259,948

League Champion

* Tied

† NL Eastern Division Champions

Won 1st half (34-21, 1/2 ahead); third in 2nd half



OPENING DAY

DATE	OPP.	RESULT	WP	LP
4/14/15	at BOS	W, 3-0	ALEXANDER	Rudolph
4/12/16	vs NYG	W, 5-4	ALEXANDER	Stroud
4/11/17	at BKN	W, 6-5	ALEXANDER	Dell
4/16/18	vs BOS	W, 5-2	MAYER	Ragan
4/23/19	vs NYG	L, 10-7	Barnes	JACOBS
4/14/20	at BKN	L, 9-2	Cadore	RIXEY
4/13/21	vs NYG	L, 10-8 (11)	Toney	BETTS
4/12/22	vs BOS	W, 7-1	MEADOWS	Oeschger
4/17/23	at BKN	T, 5-5 (14)		
4/15/24	vs BOS	T, 6-6 (11)		

4/14/25	at BKN	L, 3-1	Vance	CARLSON
4/13/26	vs BOS	W, 6-3	CARLSON	Genewich
4/12/27	vs NYG	L, 15-7	Barnes	CARLSON
4/11/28	at BKN	W, 4-3	RING	Petty
4/18/29	vs NYG	L, 11-9	Hubbell	BENGE
4/15/30	at BKN	W, 1-0	SWEETLAND	Clark
4/14/31	vs NYG	L, 9-5	Fitzsimmons	H. ELLIOTT
4/12/32	at NYG	W, 13-5	COLLINS	Walker
4/13/33	vs BKN	L, 5-4	Clark	RHEIM
4/17/34	at NYG	L, 6-1	Hubbell	ELLIOTT

4/16/35	vs BKN	L, 12-3	Mungo	DAVIS
4/14/36	vs BOS	W, 4-1	DAVIS	MacFayden
4/19/37	at BOS	W, 2-1 (11)	LaMASTER	Bush
4/19/38	vs BKN	L, 12-5	Hamlin	LaMASTER
4/19/39	at BOS	L, 7-6 (12)	Posedel	BUTCHER
4/16/40	at NYG	W, 3-1	HIGBE	Hubbell
4/15/41	vs BOS	W, 6-5	BLANTON	N/A
4/14/42	vs BOS	L, 2-1	Javery	JOHNSON
4/24/43	at BKN	L, 11-4	Newsom	GERHEAUSER
4/18/44	vs BKN	W, 4-1	BARRETT	Gregg

4/17/45	at BKN	L, 8-2	Davis	RAFFENSBERGER
4/16/46	at NYG	L, 8-4	Voiselle	JUDD
4/15/47	vs NYG	W, 4-3	ROWE	Voiselle
4/20/48	vs BOS	W, 3-1	LEONARD	Sain
4/18/49	at BOS	W, 4-0	HEINTZELMAN	Sain
4/18/50	vs BKN	W, 9-1	ROBERTS	Newcombe
4/17/51	at BKN	W, 5-2	ROBERTS	Erskine
4/16/52	at NYG	L, 5-3	Maglie	ROBERTS
4/14/53	vs NYG	L, 4-1	Jansen	ROBERTS
4/13/54	at PIT	L, 4-2	Law	ROBERTS

4/13/55	vs NYG	W, 4-2	ROBERTS	Antonelli
4/17/56	at BKN	W, 8-6	ROBERTS	Newcombe
4/16/57	vs BKN	L, 7-6 (12)	Labine	ROBERTS
4/15/58	at CIN	W, 5-4	SEMPROCH	Wight

DATE	OPP.	RESULT	WP	LP
4/10/59	vs CIN	W, 2-1	ROBERTS	Newcombe
4/12/60	at CIN	L, 9-4	Lawrence	ROBERTS
4/11/61	at LA	L, 6-2	Drysdale	ROBERTS
4/9/62	at CIN	W, 12-4	MAHAFFEY	Jay
4/9/63	vs CIN	W, 2-1	MAHAFFEY	Jay
4/14/64	vs NYM	W, 5-3	KLIPPSTEIN	Jackson

4/12/65	at HOU	W, 2-0	SHORT	Bruce
4/13/66	at STL	W, 3-2	CRAIG	Aust
4/11/67	at CHI	L, 4-2	Jenkins	BUNNING
4/10/68	at LA	W, 2-0	SHORT	Osteen
4/8/69	vs CHI	L, 7-6	Regan	LERSCH
4/7/70	vs CHI	W, 2-0	SHORT	Jenkins
4/6/71	at PIT	L, 4-2	Ellis	SHORT
4/15/72	vs CHI	W, 4-2	CARLTON	Hands
4/6/73	at NYM	L, 3-0	Seaver	CARLTON
4/6/74	vs NYM	W, 5-4	SCARCE	McGraw

4/8/75	at NYM	L, 2-1	Seaver	CARLTON
4/10/76	vs PIT	L, 5-4	Demery	McGRAW
4/9/77	vs MTL	L, 4-3	Brown	CARLTON
4/7/78	vs STL	L, 5-1	Forsch	CARLTON
4/6/79	at STL	L, 8-1	Denny	CARLTON
4/11/80	vs MTL	W, 6-3	CARLTON	Rogers
4/8/81	at CIN	L, 3-2	Hume	LYLE
4/8/82	vs NYM	L, 7-2	Jones	CARLTON
4/5/83	at NYM	L, 2-0	Sisk	CARLTON
4/3/84	at ATL	W, 5-0	CARLTON	Barker

4/9/85	vs ATL	L, 6-0	Mahler	CARLTON
4/7/86	at CIN	L, 7-4	Soto	CARLTON
4/7/87	at ATL	L, 7-0	Mahler	RAWLEY
4/5/88	vs PIT	L, 5-3 (14)	Dunne	RAWLEY
4/4/89	at CHI	L, 5-4	Sutcliffe	YOUNG
4/10/90	at CHI	L, 2-1	Lancaster	PARRETT
4/8/91	at NYM	L, 2-1	Gooden	MULHOLLAND
4/7/92	vs CHI	L, 4-3	Maddux	MULHOLLAND
4/5/93	at HOU	W, 3-1	MULHOLLAND	Drabek
4/4/94	at COL	W, 12-6	SLOCUMB	M. Munoz

4/26/95	at STL	L, 7-6	Arocha	CHARLTON
4/2/96	vs COL	L, 5-3	Ritz	FERNANDEZ
4/1/97	at LA	W, 3-0	SCHILLING	R. Martinez
3/31/98	at NYM	L, 1-0 (14)	Wendell	BOTTALICO
4/5/99	at ATL	W, 7-4	SCHILLING	Glavine
4/4/00	at ARI	L, 6-4	Johnson	ASHBY
4/2/01	at FLA	W, 6-5 (13)	TELEMACO	Nunez
4/1/02	at ATL	L, 7-2	Glavine	PERSON
3/31/03	at FLA	W, 8-5	MILLWOOD	Beckett

OPENING DAY NOTES

- The Phillies have a 55-64-2 Opening Day record.
 - The two ties came in back-to-back seasons - 1923 at Brooklyn and 1924 vs. Boston.
 - In 1907 the New York Giants forfeited the opener to the Phillies at the Polo Grounds.
 - There have been 11 openers which have gone extra innings; the last was in 2001.
- The Phils are 4-5 in those games with two ties.

HISTORY



VETERANS STADIUM HISTORY

VETERANS STADIUM ATTENDANCE

YEAR	TOTAL	DATES	AVERAGE	YEAR	TOTAL	DATES	AVERAGE
1971	1,511,223	75	20,149	1989	1,861,985	74	25,162
1972	1,343,329	74	18,153	1990	1,992,484	77	25,876
1973	1,475,934	75	19,679	1991	2,050,012	83	24,699
1974	1,808,648	77	23,488	1992	1,927,448	78	24,711
1975	1,909,233	74	25,800	1993	3,137,674	80	39,221
1976	2,480,150	78	31,797	1994	2,290,971	58	39,500
1977	2,700,007	79	34,178	1995	2,043,588	71	28,783
1978	2,583,389	77	33,551	1996	1,801,677	78	23,098
1979	2,775,011	77	36,039	1997	1,490,638	77	19,359
1980	2,651,650	78	33,996	1998	1,715,702	79	21,718
1981	1,638,932	54	30,351	1999	1,825,337	80	22,817
1982	2,367,394	77	30,862	2000	1,612,769	80	20,160
1983	2,128,339	75	28,378	2001	1,782,054	78	22,847
1984	2,062,696	77	26,789	2002	1,618,230	79	20,484
1985	1,830,350	78	23,466	2003	2,259,948	78	28,974
1986	1,933,335	78	24,786				
1987	2,100,110	79	26,584				
1988	1,990,041	78	25,513				
				TOTAL	66,700,288	2510	26,574
				YEARLY AVERAGE			2,021,221

VETERANS STADIUM OPENERS

The Phillies had a 14-19 record in opening games at the Vet.

DATE	OPONENT	RESULT	D/N	ATTENDANCE	WINNING PITCHER	LOSING PITCHER
4/10/71	Montreal	W, 4-1	D	55,352	BUNNING	Stoneman
4/17/72	St. Louis	L, 5-4	N	38,182	Santorini	HOERNER
4/10/73	Montreal	W, 7-5	N	40,804	CARLTON	Torrez
4/6/74	New York	W, 5-4	D	40,222	SCARCE	McGraw
4/11/75	St. Louis	L, 6-1	N	44,834	McGlothen	TWITCHELL
4/10/76	Pittsburgh	L, 5-4	D	42,147	Demery	McGRAW
4/9/77	Montreal	L, 4-3	D	43,367	Brown	CARLTON
4/7/78	St. Louis	L, 5-1	N	47,791	Forsch	CARLTON
4/10/79	Pittsburgh	W, 7-3	N	48,251	RUTHVEN	Romo
4/11/80	Montreal	W, 6-3	N	48,460	CARLTON	Rogers
4/13/81	Pittsburgh	W, 5-1	N	60,404	CARLTON	Candelaria
4/8/82	New York	L, 7-2	D	15,345	Jones	CARLTON
4/12/83	New York	W, 4-3 (10)	D	31,236	REED	Allen
4/10/84	Houston	W, 3-1	D	37,236	DENNY	Ryan
4/9/85	Atlanta	L, 6-0	N	35,361	Mahler	CARLTON
4/11/86	New York	L, 9-7	N	36,190	Ojeda	GROSS
4/10/87	Chicago	L, 4-3	N	43,212	Lynch	GROSS
4/5/88	Pittsburgh	L, 5-3	N	46,394	Dunne	RAWLEY
4/8/89	St. Louis	W, 5-4 (11)	N	23,741	PARRETT	Costello
4/13/90	St. Louis	L, 11-0	N	32,183	Tudor	HOWELL
4/12/91	St. Louis	W, 11-4	N	38,227	COMBS	Moyer
4/7/92	Chicago	L, 4-3	D	60,431	Maddux	MULHOLLAND
4/9/93	Chicago	L, 11-7	D	60,985	McElroy	RIVERA
4/11/94	Colorado	L, 8-7	D	58,627	Ruffin	MASON
4/28/95	Pittsburgh	W, 5-2	N	47,088	QUANTRILL	Neagle
4/2/96	Colorado	L, 5-3	N	36,751	Ritz	FERNANDEZ
4/11/97	San Diego	L, 8-3	D	36,774	Hitchcock	SCHILLING
4/7/98	Florida	W, 9-8 (10)	N	41,158	BOTTALICO	Sanchez
4/12/99	Atlanta	L, 8-6	D	37,582	Cather	RYAN
4/10/00	New York	W, 9-7	N	47,115	TELEMACO	Rodriguez
4/6/01	Chicago	L, 3-2	D	36,380	Tavarez	WOLF
4/5/02	Florida	W, 6-2	D	50,942	DUCKWORTH	Tavarez
4/4/03	Pittsburgh	L, 9-1	D	59,269	Suppan	ROA

VETERANS STADIUM HISTORY

DATES

Groundbreaking – October 2, 1967
 Dedication – April 4, 1971
 First Game – April 10, 1971
 Last Game – September 28, 2003

POSTPONED GAMES AT THE VET

There were 85 games postponed in the 33-year history of Veterans Stadium. The most in one season was eight in 1989. The Phils went 189 playing dates between postponements from June 18, 1990 to August 13, 1992. Opening Day was postponed in 1979, 1989 and 1996 by rain and twice in 1982 by snow.

VETERANS STADIUM NUMBERS

Seasons	33
Games	2,617
Wins	1,415
Losses	1,199
Ties	3
Winning percentage	.541
Attendance	66,700,288
POST-SEASON	
Wins	11
Losses	14
Attendance	1,522,493

POSTPONED GAMES BY YEAR

1971	2	1988	4
1972	4	1989	8
1973	1	1990	3
1974	1	1991	0
1975	4	1992	4
1976	0	1993	1
1977	0	1994	2
1978	3	1995	1
1979	4	1996	4
1980	2	1997	5
1981	1	1998	2
1982	4	1999	1
1983	6	2000	2
1984	2	2001	3
1985	0	2002	2
1986	3	2003	3
1987	3		

POSTPONED GAMES BY TEAM

13	Pirates
11	Cardinals
10	Expos
8	Padres
7	Mets, Braves
6	Cubs
5	Giants
4	Dodgers, Reds
3	Astros, Marlins
1	Rockies, Diamondbacks, Athletics, Red Sox

VETERANS STADIUM RECORDS

PHILLIES

Most Games	Mike Schmidt	1202
Most At-Bats	Mike Schmidt	4020
Most Runs	Mike Schmidt	784
Most Hits	Mike Schmidt	1094
Most Doubles	Mike Schmidt	220
Most Triples	Larry Bowa	49
Most Home Runs	Mike Schmidt	265
Most RBI	Mike Schmidt	825
Most Stolen Bases	Larry Bowa	149
Highest Batting Average	Lonnie Smith	.368 (min. 200 AB)
Most Games Pitched	Steve Carlton	242
Most Innings Pitched	Steve Carlton	1,887.2
Most Strikeouts	Steve Carlton	1,614
Most Wins	Steve Carlton	138
Most Losses	Steve Carlton	62
Most Saves	Jose Mesa	58
Lowest ERA	Tug McGraw	2.73 (min. 200.0 IP)

OPPONENTS

Andre Dawson (MTL, CHI, FLA)	146
Andre Dawson (MTL, CHI, FLA)	547
Barry Bonds (PIT, SF)	87
Andre Dawson (MTL, CHI, FLA)	148
Ted Simmons (STL, ATL)	32
Tim Lincecum (SEA)	7
Barry Bonds (PIT, SF)	27
Barry Bonds (PIT, SF)	80
Vince Coleman (STL, NYM, CIN)	42
Manny Mota (LA)	.415 (min. 50 AB)
John Franco (CIN, NYM)	48
Bob Forsch (STL, HOU)	198
Greg Maddux (CHI, ATL)	149
Bob Forsch (STL, HOU)	15
Jerry Reuss (HOU, PIT, LA)	12
John Franco (CIN, NYM)	22
Gene Garber (ATL)	0.75 (min. 25.0 IP)



LAST TIME IT HAPPENED

- Cycle** – Gregg Jefferies, 8/25/1995 vs LA
Five-Hit Game – Jimmy Rollins, 4/5/2003 vs PIT
Five-RBI Game – Tomas Perez, 9/9/2003 at ATL
Six-RBI Game – Mike Lieberthal, 9/16/2003 vs FLA
Seven-RBI Game – Robert Person, 6/2/2002 vs MTL
Home Run by a Pitcher – Randy Wolf, 8/22/2002 at MIL
Grand Slam – Mike Lieberthal, 9/16/2003 vs FLA
Grand Slam by a Pitcher – Robert Person, 6/2/2002 vs MTL
Inside-the-Park HR – Doug Glanville, 5/10/2002 vs ARI
Inside-the-Park HR by a Pitcher – Curt Simmons, 5/22/1952 vs PIT
No-Hitter – Kevin Millwood, 4/27/2003 vs SF
No-Hitter vs Phils (less than 9 inn.) – Pascual Perez, 9/24/1988 vs MTL
No-Hitter vs Phils – Bob Forsch, 4/16/1978 at STL
One-Hitter – Randy Wolf, 9/26/2001 vs CIN
One-Hitter vs Phils – Doug Drabek, 8/3/1990 vs PIT; Matt Clement/Mark Guthrie/Kyle Farnsworth/Joe Borowski, 7/2/2003 vs CHI
Pinch-Hit Grand Slam – Kevin Jordan, 4/20/2001 vs ATL
Steal of Home – Scott Rolen, 6/5/1997 vs CHI
Three Steals in a Game – Mark Whiten, 4/14/1996 at STL; Jimmy Rollins, 9/29/2002 at FLA (10 inn)
Three Home Runs in a Game – Mike Lieberthal, 8/10/2002 at LA
Three Doubles in a Game – Mike Lieberthal, 7/8/2003 at MTL
Two Triples in a Game – Bobby Abreu, 7/18/2002 vs CHI
Two Hits, Same Inning – Placido Polanco, 7/24/2003 at CHI (6th)
Triple Play by Phils – 5/15/1999 vs NYM (Mike Piazza)
Triple Play vs Phils – 9/3/2002 at MTL (Marlon Anderson)
Back-to-Back CG Shutouts – 9/14-15/1986 vs NYM and PIT (Gross/Carman)

TRADES

MOST RECENT TRADE WITH EACH TEAM Player for Player Deals Only

NATIONAL LEAGUE

- Arizona** – July 26, 2000: Curt Schilling for Omar Daal, Travis Lee, Vicente Padilla and Nelson Figueroa
Atlanta – December 20, 2002: Johnny Estrada for Kevin Millwood
Chicago – December 23, 1997: Mickey Morandini for Doug Glanville
Cincinnati – August 31, 2003: Player to be named later (Eric Valent) for Kelly Stinnett
Colorado – no trade
Florida – July 21, 1997: Darren Daulton for Billy McMillon
Houston – November 3, 2003: Brandon Duckworth, Taylor Buchholz and Ezequiel Astacio for Billy Wagner
Los Angeles – November 9, 2001: Omar Daal for Jesus Cordero and Eric Junge
Milwaukee – December 11, 1991: Bruce Ruffin for Dale Sveum
Montreal – December 9, 1991: Darrin Fletcher and cash for Barry Jones
New York – July 27, 2001: Bruce Chen and Adam Walker for Dennis Cook and Turk Wendell
Pittsburgh – July 20, 2003: Frank Brooks for Mike Williams
St. Louis – July 29, 2002: Scott Rolen and Doug Nickle for Placido Polanco, Mike Timlin and Bud Smith
San Diego – August 7, 2000: Desi Relaford for David Newhan
San Francisco – July 27, 2001: Wayne Gomes for Felipe Crespo

AMERICAN LEAGUE

- Anaheim** – July 30, 2000: Ron Gant for Kent Bottenfield
Baltimore – December 13, 2001: Chris Brock for John Wasdin
Boston – December 15, 2002: Jeremy Giambi for Josh Hancock
Chicago – January 31, 1997: Gene Schall for Mike Robertson
Cleveland – November 13, 1998: Jerry Spradlin for Chad Ogea
Detroit – March 10, 2000: Wendell Magee, Jr. for Bobby Siskondo
Kansas City – June 5, 2001: Paul Byrd for Jose Santiago
Minnesota – December 3, 2003: Carlos Silva, Nick Punto and a player to be named later (Bobby Korecky) for Eric Milton
New York – February 9, 1994: Terry Mulholland and Jeff Patterson for Bobby Munoz, Kevin Jordan and Ryan Karp
Oakland – May 22, 2002: John Mabry for Jeremy Giambi
Seattle – July 7, 1999: Jose Flores for Domingo Cedeno
Tampa Bay – July 20, 1999: Marty Barnett for player to be named later (Scott Aldred)
Texas – September 13, 1985: Rich Surhoff for Dave Stewart
Toronto – May 26, 2002: Cliff Politte for Dan Plesac

SERVICE TIME

MOST SEASONS WITH PHILLIES

18	Mike Schmidt	1972-89
16	Granny Hamner	1944-59
15	Chuck Klein	1928-33; 36-44
	Tony Taylor	1960-71; 74-76
	Steve Carlton	1972-86
14	Jack Clements	1884-97
	Robin Roberts	1948-61
	Chris Short	1959-72
	Darren Daulton	1983; 1985-97
13	Ed Delahanty	1888-89; 91-1901
	Red Dooin	1902-14
	Cy Williams	1918-30
	Willie Jones	1947-59
	Curt Simmons	1947-50; 52-60
12	Roy Thomas	1899-1908; 10-11
	Andy Seminick	1943-51; 55-57
	Richie Ashburn	1948-59
	Larry Bowa	1970-81
	Garry Maddox	1975-86

MOST CONTINUOUS SERVICE IN PHILADELPHIA

18	Mike Schmidt	Phillies	1972-89
16	Granny Hamner	Phillies	1944-59
15	Jimmy Dykes	A's	1918-32
	Bobby Clarke	Flyers	1969-84
	Steve Carlton	Phillies	1972-86
14	Cy Perkins	A's	1917-30
	Robin Roberts	Phillies	1948-61
	Chuck Bednarik	Eagles	1949-62
	Chris Short	Phillies	1959-72
13	Darren Daulton	Phillies	1985-97

ENTIRE CAREER PLAYED WITH PHILLIES

Retired Players

18 years	Mike Schmidt
11 years	Larry Christenson
10 years	Terry Harmon, Bob Miller
8 years	Putsy Caballero
7 years	John Boozer, George Chalmers, Jack Meyer

PLAYING WITH PHILLIES THREE DIFFERENT TIMES

PLAYER	1ST TIME	2ND TIME	3RD TIME
Bill Duggleby	1898	1901	1902-07
Bill Hallman	1888-89	1892-97	1901-03
Chuck Klein	1928-33	1936-39	1940-44

MOST YEARS REGULAR STARTER BY POSITION

POS.	PLAYER	YEARS
RHP	Robin Roberts	14 (1948-61)
LHP	Steve Carlton	15 (1972-86)
C	Jack Clements	10 (1885 + 1887-95)
1B	Fred Luderus	9 (1911-19)
2B	Mickey Morandini	8 (1991-97 + 2000)
3B	Mike Schmidt	15 (1973-84 + 1986-88)
SS	Larry Bowa	12 (1970-81)
LF	Sherry Magee	9 (1905-13)
	Greg Luzinski	9 (1972-80)
CF	Richie Ashburn	12 (1948-59)
RF	Chuck Klein	9 (1928-30 + 1932-33 + 1936-38 + 1940)

REGULAR STARTERS AT THREE DIFFERENT POSITIONS

Dick Allen	3B (1964-67)	LF (1968)	1B (1969; 75-76)
Ed Andrews	2B (1884)	LF (1885)	CF (1886-88)
Ed Delahanty	CF (1891-92)	LF (1893-99; 1901)	1B (1900)
Bill Hallman	SS (1899)	2B (1892-96; 1901)	3B (1902)
Von Hayes	RF (1983-84, 89-90)	CF (1985)	1B (1986-88)

PHILLIES PLAYING ALL FOUR INFIELD POSITIONS

Dick Allen	She Donahue	Hal Ireland	Tomas Perez	Jimmy Walsh
Ruben Amaro	Mariano Duncan	Wally Kimmick	Bobby Pfeil	Joe Ward
John Antonelli	Barney Friberg	Pete Mackanin	Charlie Reilly	Russ Wrightstone
Shad Berry	Kid Gleason	Les Mallon	Cookie Rojas	
Lena Blackburne	Bill Grey	Dots Miller	Mike Schmidt	
Ernie Courtney	Bill Hallman	Bobby Morgan	Pop Schriver	
Lave Cross	Terry Harmon	Emmett Mueller	Glen Stewart	
Ed Delahanty	Charlie Hayes	Dode Paskert	Tony Taylor	
Cozy Dolan	Roy Hughes	Harry Pearce	John Vukovich	

REGULARS BY POSITION

YEAR	FIRST BASE	AVG.	SECOND BASE	AVG.	SHORTSTOP	AVG.	THIRD BASE	AVG.
1883	Farrar	.233	R.Ferguson	.258	McClellan	.230	Warner	.227
1884	Farrar	.245	Andrews	.221	McClellan	.258	Mulvey	.229
1885	Farrar	.245	Myers	.204	Bastian	.167	Mulvey	.269
1886	Farrar	.248	Bastian	.217	Irwin	.233	Mulvey	.267
1887	Farrar	.282	McLaughlin	.220	Irwin	.254	Mulvey	.287
1888	Farrar	.244	Bastian	.193	Irwin	.219	Mulvey	.216
1889	Farrar	.268	Myers	.269	Hallman	.253	Mulvey	.289
1890	McCauley	.244	Myers	.277	Allen	.226	Mayer	.242
1891	W. Brown	.243	Myers	.230	Allen	.221	Shindle	.210
1892	Connor	.294	Hallman	.292	Allen	.227	Reilly	.196
1893	Boyle	.286	Hallman	.307	Allen	.268	Reilly	.245
1894	Boyle	.301	Hallman	.309	Sullivan	.352	L. Cross	.386
1895	Boyle	.253	Hallman	.314	Sullivan	.338	L. Cross	.271
1896	Brouthers	.344	Hallman	.320	Hulen	.265	Nash	.247
1897	Lajoie	.363	L. Cross	.259	Gillen	.259	Nash	.258
1898	Douglas	.258	Lajoie	.328	M. Cross	.257	Lauder	.263
1899	Cooley	.276	Lajoie	.380	M. Cross	.257	Lauder	.268
1900	Delahanty	.323	Lajoie	.346	M. Cross	.202	Wolverton	.282
1901	Jennings	.275	Hallman	.184	M. Cross	.197	Wolverton	.309
1902	Jennings	.277	Childs	.194	Hulswitt	.272	Hallman	.248
1903	Douglas	.255	Gleason	.284	Hulswitt	.247	Wolverton	.308
1904	Doyle	.220	Gleason	.274	Hulswitt	.244	Wolverton	.266
1905	Bransfield	.259	Gleason	.247	Doolan	.254	Courtney	.275
1906	Bransfield	.275	Gleason	.227	Doolan	.230	Courtney	.236
1907	Bransfield	.233	Knabe	.255	Doolan	.204	Courtney	.243
1908	Bransfield	.304	Knabe	.218	Doolan	.234	Grant	.244
1909	Bransfield	.292	Knabe	.234	Doolan	.219	Grant	.269
1910	Bransfield	.239	Knabe	.261	Doolan	.263	Grant	.268
1911	Luderus	.301	Knabe	.237	Doolan	.238	Lobert	.285
1912	Luderus	.257	Knabe	.282	Doolan	.258	Lobert	.327
1913	Luderus	.262	Knabe	.263	Doolan	.218	Lobert	.300
1914	Luderus	.248	Byrne	.272	Martin	.253	Lobert	.275
1915	Luderus	.315	Niehoff	.238	Bancroft	.254	Byrne	.209
1916	Luderus	.281	Niehoff	.243	Bancroft	.212	Stock	.281
1917	Luderus	.261	Niehoff	.255	Bancroft	.243	Stock	.264
1918	Luderus	.288	McGaffigan	.203	Bancroft	.265	Stock	.274
1919	Luderus	.293	Paulette	.259	Bancroft	.272	Blackburne	.199
1920	Paulette	.288	Rawlings	.234	Fletcher	.296	R. Miller	.219
1921	Konetchy	.321	J. Smith	.231	Parkinson	.253	Wrightstone	.296
1922	Leslie	.271	Parkinson	.275	Fletcher	.280	Rapp	.253
1923	Holke	.311	Tierney	.317	Sand	.228	Wrightstone	.273
1924	Holke	.300	Ford	.272	Sand	.245	Wrightstone	.307
1925	Hawks	.322	Friberg	.270	Sand	.278	Huber	.284
1926	Bendey	.258	Friberg	.268	Sand	.272	Huber	.245
1927	Wrightstone	.306	Thompson	.303	Sand	.299	Friberg	.233
1928	Hurst	.285	Thompson	.287	Sand	.211	Whitney	.301
1929	Hurst	.304	Thompson	.324	Thevenow	.227	Whitney	.327
1930	Hurst	.327	Thompson	.282	Thevenow	.286	Whitney	.342
1931	Hurst	.305	Mallon	.309	Bartell	.289	Whitney	.287
1932	Hurst	.339	Mallon	.259	Bartell	.308	Whitney	.298
1933	Hurst	.267	Warner	.224	Bartell	.271	McLeod	.194
1934	Camilli	.265	Chiozza	.304	Bartell	.310	Walters	.260
1935	Camilli	.261	Chiozza	.284	Haslin	.265	Vergez	.249
1936	Camilli	.315	Gomez	.232	Norris	.265	Whitney	.294
1937	Camilli	.339	Young	.194	Scharein	.241	Whitney	.341
1938	Weintraub	.311	Mueller	.250	Young	.229	Whitney	.277
1939	Suhr	.318	Hughes	.228	Scharein	.238	May	.287
1940	Mahan	.244	Schulte	.236	Bragan	.222	May	.293
1941	Etten	.311	Murtaugh	.219	Bragan	.251	May	.267
1942	Etten	.264	Glossop	.225	Bragan	.218	May	.238
1943	Wasdell	.261	Murtaugh	.273	Stewart	.211	May	.282
1944	Lupien	.283	Mullen	.267	Hamrick	.205	Stewart	.220

REGULARS BY POSITION

YEAR	CATCHER	AVG.	LEFT FIELD	AVG.	CENTER FIELD	AVG.	RIGHT FIELD	AVG.
1883	Gross	.307	Purcell	.268	Lewis	.250	Manning	.267
1884	Crowley	.244	Purcell	.252	Fogarty	.212	Manning	.271
1885	Clements	.191	Andrews	.266	Fogarty	.232	Manning	.256
1886	McGuire	.198	Wood	.273	Andrews	.249	Fogarty	.293
1887	Clements	.280	Wood	.289	Andrews	.325	Fogarty	.261
1888	Clements	.245	Wood	.229	Andrews	.239	Fogarty	.236
1889	Clements	.284	Wood	.251	Fogarty	.259	Thompson	.296
1890	Clements	.315	Hamilton	.325	Burke	.263	Thompson	.313
1891	Clements	.310	Hamilton	.340	Delahanty	.243	Thompson	.294
1892	Clements	.264	Hamilton	.330	Delahanty	.306	Thompson	.305
1893	Clements	.285	Delahanty	.368	Hamilton	.380	Thompson	.370
1894	Clements	.346	Delahanty	.407	Hamilton	.399	Thompson	.404
1895	Clements	.394	Delahanty	.404	Hamilton	.369	Thompson	.392
1896	Grady	.318	Delahanty	.397	Cooley	.307	Thompson	.298
1897	Boyle	.253	Delahanty	.377	Cooley	.329	Dowd	.292
1898	McFarland	.282	Delahanty	.334	Cooley	.312	Flick	.313
1899	McFarland	.333	Delahanty	.410	Thomas	.325	Flick	.342
1900	McFarland	.305	Slagle	.287	Thomas	.316	Flick	.378
1901	McFarland	.285	Delahanty	.357	Thomas	.309	Flick	.336
1902	Dooin	.231	Browne	.260	Thomas	.286	Barry	.287
1903	Roth	.273	Barry	.276	Thomas	.327	Keister	.320
1904	Dooin	.242	Titus	.294	Thomas	.290	Magee	.277
1905	Dooin	.250	Magee	.299	Thomas	.317	Titus	.308
1906	Dooin	.245	Magee	.282	Thomas	.254	Titus	.267
1907	Dooin	.211	Magee	.328	Thomas	.243	Titus	.275
1908	Dooin	.248	Magee	.283	Osborn	.267	Titus	.286
1909	Dooin	.224	Magee	.270	Bates	.293	Titus	.270
1910	Dooin	.242	Magee	.331	Bates	.305	Titus	.241
1911	Dooin	.328	Magee	.288	Paskert	.273	Titus	.284
1912	Killefer	.224	Magee	.306	Paskert	.315	Cravath	.284
1913	Killefer	.244	Magee	.306	Paskert	.262	Cravath	.341
1914	Killefer	.234	Becker	.325	Paskert	.264	Cravath	.299
1915	Killefer	.237	Becker	.246	Paskert	.244	Cravath	.285
1916	Killefer	.217	Whitted	.281	Paskert	.279	Cravath	.283
1917	Killefer	.274	Whitted	.280	Paskert	.251	Cravath	.280
1918	Adams	.176	Meusel	.279	Williams	.276	Cravath	.232
1919	Adams	.233	Meusel	.305	Williams	.278	Callahan	.230
1920	Wheat	.226	Meusel	.309	Williams	.325	Stengel	.292
1921	Bruggy	.310	Meusel	.353	Williams	.320	LeBourveau	.295
1922	Henline	.316	C.W. Lee	.322	Williams	.308	C. Walker	.337
1923	Henline	.324	Mokan	.313	Williams	.293	C. Walker	.281
1924	Henline	.284	Mokan	.260	Williams	.328	Harper	.294
1925	Wilson	.328	Burns	.292	Harper	.349	Williams	.314
1926	Wilson	.305	Mokan	.303	Leach	.329	Williams	.345
1927	Wilson	.275	Spalding	.296	Leach	.306	Williams	.274
1928	Lerian	.272	Leach	.304	Sothorn	.285	Klein	.360
1929	Lerian	.223	O'Doul	.398	Sothorn	.306	Klein	.356
1930	S. Davis	.313	O'Doul	.383	Sothorn	.280	Klein	.386
1931	S. Davis	.326	Klein	.337	Brickell	.253	Arlett	.313
1932	S. Davis	.336	H.B. Lee	.303	G. Davis	.309	Klein	.348
1933	S. Davis	.349	Schulmerich	.334	Fullis	.309	Klein	.368
1934	Todd	.318	Allen	.330	G. Davis	.293	Moore	.343
1935	Todd	.290	Watkins	.270	Allen	.307	Moore	.323
1936	Grace	.249	Moore	.328	Chiozza	.297	Klein	.309
1937	Atwood	.244	Arnovich	.290	H. Martin	.283	Klein	.325
1938	Atwood	.196	Arnovich	.275	H. Martin	.298	Klein	.247
1939	S. Davis	.307	Arnovich	.324	H. Martin	.282	Marty	.254
1940	Warren	.246	Rizzo	.292	Marty	.270	Klein	.218
1941	Warren	.214	Litwhiler	.305	Marty	.268	Benjamin	.235
1942	Warren	.209	Litwhiler	.271	L. Waner	.261	Northey	.251
1943	Livingston	.249	Triplett	.272	E. Adams	.256	Northey	.278
1944	Finley	.249	Waddell	.277	E. Adams	.283	Northey	.288



REGULARS BY POSITION

YEAR	FIRST BASE	AVG.	SECOND BASE	AVG.	SHORTSTOP	AVG.	THIRD BASE	AVG.
1945	Wasdell	.300	Daniels	.200	Mott	.221	Antonelli	.256
1946	McCormick	.284	Verban	.275	Newsome	.232	Tabor	.268
1947	Schultz	.223	Verban	.285	Newsome	.229	Handley	.253
1948	Sisler	.274	Hamner	.260	E.Miller	.246	Caballero	.245
1949	Sisler	.289	E.Miller	.207	Hamner	.263	Jones	.244
1950	Waitkus	.284	Goliat	.234	Hamner	.270	Jones	.267
1951	Waitkus	.257	Caballero	.186	Hamner	.255	Jones	.285
1952	Waitkus	.289	Ryan	.241	Hamner	.275	Jones	.250
1953	Torgeson	.274	Hamner	.276	Kazanski	.217	Jones	.225
1954	Torgeson	.271	Hamner	.299	Morgan	.262	Jones	.271
1955	Blaylock	.208	Morgan	.232	Smalley	.196	Jones	.258
1956	Blaylock	.254	Kazanski	.211	Hamner	.224	Jones	.277
1957	Bouchee	.293	Hamner	.227	Fernandez	.262	Jones	.218
1958	Bouchee	.257	Hemus	.284	Fernandez	.230	Jones	.271
1959	Bouchee	.285	S.Anderson	.218	Koppe	.261	Freese	.268
1960	Herrera	.281	Taylor	.287	Amaro	.231	Dark	.242
1961	Herrera	.257	Taylor	.250	Amaro	.257	C. Smith	.248
1962	Sievers	.262	Taylor	.259	Wine	.244	Demeter	.307
1963	Sievers	.240	Taylor	.281	Wine	.215	Hoak	.231
1964	Herrnstein	.234	Taylor	.251	Wine	.212	Allen	.318
1965	Stuart	.234	Taylor	.229	Wine	.228	Allen	.302
1966	White	.276	C. Rojas	.268	Groat	.260	Allen	.317
1967	White	.250	C. Rojas	.259	Wine	.190	Allen	.307
1968	White	.239	C. Rojas	.232	Pena	.260	Taylor	.250
1969	Allen	.288	C. Rojas	.228	Money	.229	Taylor	.262
1970	D. Johnson	.256	Doyle	.208	Bowa	.250	Money	.295
1971	D. Johnson	.265	Doyle	.231	Bowa	.249	J. Vukovich	.166
1972	Hutton	.260	Doyle	.249	Bowa	.250	Money	.222
1973	Montanez	.263	Doyle	.273	Bowa	.211	Schmidt	.196
1974	Montanez	.304	Cash	.300	Bowa	.275	Schmidt	.282
1975	Allen	.233	Cash	.305	Bowa	.305	Schmidt	.249
1976	Allen	.268	Cash	.284	Bowa	.248	Schmidt	.262
1977	Hebner	.285	Sizemore	.281	Bowa	.280	Schmidt	.274
1978	Hebner	.283	Sizemore	.219	Bowa	.294	Schmidt	.251
1979	Rose	.331	Trillo	.260	Bowa	.241	Schmidt	.253
1980	Rose	.282	Trillo	.292	Bowa	.267	Schmidt	.286
1981	Rose	.325	Trillo	.287	Bowa	.283	Schmidt	.316
1982	Rose	.271	Trillo	.271	DeJesus	.239	Schmidt	.280
1983	Rose	.245	Morgan	.230	DeJesus	.254	Schmidt	.255
1984	Matuszek	.248	Samuel	.272	DeJesus	.257	Schmidt	.277
1985	Schmidt	.277	Samuel	.264	Jeltz	.189	Schu	.252
1986	V. Hayes	.305	Samuel	.266	Jeltz	.219	Schmidt	.290
1987	V. Hayes	.277	Samuel	.272	Jeltz	.232	Schmidt	.293
1988	V. Hayes	.272	Samuel	.243	Jeltz	.187	Schmidt	.249
1989	Jordan	.285	Herr	.287	Thon	.271	C. Hayes	.257
1990	Jordan	.241	Herr	.261	Thon	.255	C. Hayes	.258
1991	Kruk	.294	Morandini	.249	Thon	.252	C. Hayes	.230
1992	Kruk	.323	Morandini	.265	Bell	.204	Hollins	.270
1993	Kruk	.316	Morandini	.247	Stocker	.324	Hollins	.273
1994	Kruk	.302	Morandini	.292	Stocker	.273	Hollins	.222
1995	Hollins	.229	Morandini	.283	Stocker	.218	C. Hayes	.276
1996	Jefferies	.292	Morandini	.250	Stocker	.254	Zeile	.268
1997	Brogna	.252	Morandini	.295	Stocker	.266	Rolen	.283
1998	Brogna	.265	Lewis	.249	Relaford	.245	Rolen	.290
1999	Brogna	.278	Anderson	.252	Arias	.303	Rolen	.268
2000	Burrell	.260	Morandini	.252	Relaford	.221	Rolen	.298
2001	Lee	.258	Anderson	.293	Rollins	.274	Rolen	.289
2002	Lee	.265	Anderson	.258	Rollins	.245	Rolen	.259
2003	Thome	.266	Polanco	.289	Rollins	.263	Bell	.195

REGULARS BY POSITION

YEAR	CATCHER	AVG.	LEFT FIELD	AVG.	CENTER FIELD	AVG.	RIGHT FIELD	AVG.
1945	Seminick	.239	Triplet	.240	DiMaggio	.257	Dinges	.287
1946	Seminick	.264	Ennis	.313	Wyrostek	.281	Northey	.249
1947	Seminick	.252	Ennis	.275	Walker	.371	Wyrostek	.273
1948	Seminick	.225	Blatnik	.260	Ashburn	.333	Ennis	.290
1949	Seminick	.243	Ennis	.302	Ashburn	.284	Nicholson	.234
1950	Seminick	.288	Sisler	.296	Ashburn	.303	Ennis	.311
1951	Seminick	.227	Sisler	.287	Ashburn	.344	Ennis	.267
1952	Burgess	.296	Ennis	.289	Ashburn	.282	Wyrostek	.274
1953	Burgess	.292	Ennis	.285	Ashburn	.330	Wyrostek	.271
1954	Burgess	.368	Ennis	.261	Ashburn	.313	Clark	.240
1955	Seminick	.246	Ennis	.296	Ashburn	.338	Greengrass	.272
1956	Lopata	.267	Ennis	.260	Ashburn	.303	Valo	.289
1957	Lopata	.237	H. Anderson	.268	Ashburn	.297	Repulski	.260
1958	Lopata	.248	H. Anderson	.301	Ashburn	.350	Post	.282
1959	Sawatski	.293	H. Anderson	.240	Ashburn	.266	Post	.254
1960	Coker	.214	Callison	.260	DelGreco	.237	K. Walters	.239
1961	Dalrymple	.220	Callison	.266	Gonzalez	.277	Demeter	.257
1962	Dalrymple	.276	Savage	.266	Gonzalez	.302	Callison	.300
1963	Dalrymple	.252	Covington	.303	Gonzalez	.306	Callison	.284
1964	Dalrymple	.238	Covington	.280	Gonzalez	.278	Callison	.274
1965	Dalrymple	.213	A. Johnson	.294	Gonzalez	.295	Callison	.262
1966	Dalrymple	.245	Gonzalez	.286	Briggs	.282	Callison	.276
1967	Dalrymple	.172	Gonzalez	.339	Briggs	.232	Callison	.261
1968	Ryan	.179	Allen	.263	Gonzalez	.264	Callison	.244
1969	Ryan	.204	Briggs	.238	Hisle	.266	Callison	.265
1970	McCarver	.287	Briggs	.270	Hisle	.205	R. Stone	.262
1971	McCarver	.278	Gamble	.221	Montanez	.255	Freed	.221
1972	Bateman	.222	Luzinski	.281	Montanez	.247	Robinson	.239
1973	Boone	.261	Luzinski	.285	Unser	.289	Robinson	.288
1974	Boone	.242	Luzinski	.272	Unser	.264	M. Anderson	.251
1975	Boone	.246	Luzinski	.300	Maddox	.291	M. Anderson	.259
1976	Boone	.271	Luzinski	.304	Maddox	.330	Johnstone	.318
1977	Boone	.284	Luzinski	.309	Maddox	.292	McBride	.339
1978	Boone	.283	Luzinski	.265	Maddox	.288	McBride	.269
1979	Boone	.286	Luzinski	.252	Maddox	.281	McBride	.280
1980	Boone	.229	Luzinski	.228	Maddox	.259	McBride	.309
1981	Boone	.211	Matthews	.301	Maddox	.263	McBride	.271
1982	Diaz	.288	Matthews	.281	Maddox	.284	Dernier	.249
1983	Diaz	.236	Matthews	.258	Maddox	.275	V. Hayes	.265
1984	Virgil	.261	Wilson	.240	V. Hayes	.292	Lezcano	.277
1985	Virgil	.246	Stone	.265	V. Hayes	.263	Wilson	.275
1986	Russell	.241	Redus	.247	Thompson	.251	Wilson	.271
1987	Parrish	.245	James	.293	Thompson	.302	Wilson	.264
1988	Parrish	.215	Bradley	.264	Thompson	.288	James	.242
1989	Daulton	.201	Kruk	.300	Dykstra	.237	V. Hayes	.259
1990	Daulton	.268	Kruk	.291	Dykstra	.325	V. Hayes	.261
1991	Daulton	.196	Chamberlain	.240	Dykstra	.297	Murphy	.252
1992	Daulton	.270	Duncan	.267	Dykstra	.301	Amaro	.219
1993	Daulton	.257	Incaviglia	.274	Dykstra	.305	Eisenreich	.318
1994	Daulton	.300	Incaviglia	.230	Dykstra	.273	Eisenreich	.300
1995	Daulton	.249	Jefferies	.306	Van Slyke	.243	Eisenreich/Whiten	.316 .269
1996	Santiago	.264	Incaviglia	.234	Otero	.273	Eisenreich	.361
1997	Lieberthal	.246	Jefferies	.256	Cummings	.264	Daulton	.263
1998	Lieberthal	.256	Jefferies	.294	Glanville	.279	Abreu	.312
1999	Lieberthal	.300	Gant	.260	Glanville	.325	Abreu	.335
2000	Lieberthal	.278	Gant	.254	Glanville	.275	Abreu	.316
2001	Estrada	.228	Burrell	.258	Glanville	.262	Abreu	.289
2002	Lieberthal	.279	Burrell	.282	Glanville	.249	Abreu	.308
2003	Lieberthal	.313	Burrell	.209	Byrd	.303	Abreu	.300

HISTORY

RETIRED NUMBERS



RICH ASHBURN ★ OF

B-T: L-R • **HT:** 5-10 • **WT:** 170

BORN: March 19, 1927, Tilden, NE

DIED: September 9, 1997, New York, NY

CAREER: Played 12 years with the Phillies (1948-59) and was regarded as one of the best leadoff hitters and defensive players in the game ... Also played with the Cubs (1960-61) and New York Mets (1962), ending his playing career in 1962 with a .306 average.

HOW OBTAINED: Signed to a \$3,500 bonus in 1945 as a catcher.

OFFENSE: Two-time NL batting champion (.338, 1955 & .350, 1958) and runner-up twice (both to Stan Musial, 1948 and 1951) ... Only rookie named to 1948 NL All-Star squad ... Hit in 23 consecutive games that season ... Led NL in singles, walks and on-base percentage, four times; hits, three times; triples, twice and stolen bases, once ... His 1958 season marked the only time a leadoff hitter led the league in both average and walks ... Batted .300 or better in nine of his 15 years in the majors and had an on-base percentage of .400 or more six times ... Ranked 11th all-time in walks and 35th in hits when he retired after the 1962 season to enter the broadcast booth ... Phillies all-time leader in singles (1,811) and was the club leader in games, at-bats and hits until Mike Schmidt came along ... Ranks third in Phillies history in runs ... Holds Phillies record for consecutive games played, 730 ... Finished with career .397 on-base percentage (.394 with Phillies).

DEFENSE: Holds club record for outfield putouts, 538, in 1951 ... Holds NL records for most years, 500 or more putouts, four times, and most years, 400 or more putouts, nine times ... Led NL outfielders in putouts nine times, tying an NL record ... Ranks sixth all-time in putouts, 6,089 ... One of only two players to ever lead the league in putouts, assists and double plays in the same season twice ... Second all-time to Taylor Douthit in total chances per game (3.04), chances per game (2.98) and putouts per game (2.90) ... Career chances per game average is well ahead of his contemporaries, Willie Mays, Mickey Mantle and Duke Snider.

HONORS: Rookie of the Year (*The Sporting News*) in 1948 ... Selected to five All-Star teams ... Number retired August 24, 1979 ... Elected to National Baseball Hall of Fame by the Veterans Committee in 1995.



AVG	G	AB	R	H	2B	3B	HR	RBI	BB	SO	SB
.308	2189	8365	1322	2574	317	109	29	586	1198	571	234



JIM BUNNING ★ RHP

B-T: R-R • **HT:** 6-3 • **WT:** 195

BORN: October 23, 1931, Southgate, KY ... Elected to the United States Senate from Kentucky in 1998.

CAREER: Pitched in 17 major league seasons, 1955-1971: Detroit Tigers (1955-63), Phillies (1964-67; 1970-71), Pittsburgh Pirates (1968-69) and Los Angeles Dodgers (1969) ... Managed in the Phillies minor league system for five years following his playing career.

HOW OBTAINED: Acquired along with C Gus Triandos from Detroit for OF Don Demeter and RHP Jack Hamilton, December 5, 1963.

WINS: From 1955 through 1971, he led the majors in wins, innings and strikeouts ... He won 19 games in each of first three seasons with the Phillies and finished 1967 with 17 wins while suffering a major-league record five 1-0 losses.

MISC: Led AL in strikeouts, twice ... Led NL in shutouts, twice; innings, once and strikeouts, once ... Upon retiring in 1971, he ranked second to Walter Johnson on the all-time strikeout list ... He became the first modern-era pitcher to win 100 games in each league and the second to record 1,000 strikeouts in each league. Both milestones came in a Phillies uniform.

NO-HITTERS: Pitched a no-hitter against the Boston Red Sox while pitching for Detroit, July 20, 1958 ... Became the first 20th century pitcher to throw a no-hitter in each league when he (father of seven) pitched a perfect game against the New York Mets at Shea Stadium on Father's Day, June 21, 1964, throwing only 90 pitches ... It was the first perfect game in the NL since 1880.

HONORS: He was the first to pitch in All-Star Games for both leagues, being scored upon only once in his eight appearances ... Started and won the first game in Veterans Stadium history, April 10, 1971, 4-1 over the Montreal Expos ... Number retired April 6, 2001 ... Elected to the National Baseball Hall of Fame in 1996.



W-L	ERA	G	GS	CG	SHO	IP	H	BB	SO
224-184	3.27	591	519	151	40	3760.1	3433	1000	2855

RETIRED NUMBERS

20

MIKE SCHMIDT ★ 3B

B-T: R-R • **HT:** 6-2 • **WT:** 203

BORN: September 27, 1949, Dayton, OH

CAREER: Played his entire 18-year career with the Phillies (1972-89) establishing himself as the greatest overall third baseman in the game.

HOW OBTAINED: Phillies second-round selection in the June 1971 amateur draft out of Ohio University where he was a shortstop.

HITTING: Led NL in homers a record eight times; RBI, four times; slugging percentage, five times and on-base percentage, three times ... Only Hank Aaron (15 times) hit 30 homers in a season more times than Mike's 13. And only Babe Ruth (12 times) hit 35 homers more than Mike's 11 ... At retirement, he ranked 7th in home runs (3rd on NL list), 15th in extra-base hits (6th, NL) and tied for 22nd in RBI (6th, NL) ... Ranks 9th on the all-time home run list going into the 2004 season ... Holds career records for a third baseman in home runs (509), RBI and extra-base hits ... Also holds the major league record for homers in a season for a third baseman, 48, in 1980 ... Won six Silver Sluggers for offensive excellence at his position.

DEFENSE: Held 10 NL fielding records when he retired ... Won 10 Gold Gloves, most by a 3B in NL history ... All-time rankings at third base: games (2,212), assists and assists per game, third; double plays, fourth.

HONORS: Won three MVP awards (1980, '81, '86), one of four players to do so in the NL; is also only one of five to win back-to-back MVPs ... Held 14 major league records, 18 National League records, 24 Phillies career records and 11 Phillies season records when he retired ... Played in five League Championship Series and two World Series; was awarded 1980 WS MVP ... 12-time All-Star, elected as the starter nine times ... Named Baseball Player of the Decade (1980s) by *The Sporting News* ... Voted Greatest Phillies Player Ever in 1983 poll of fans ... Number retired May 26, 1990 ... Elected to National Baseball Hall of Fame in 1995, the 26th player to enter on his first ballot ... Was the third baseman for MasterCard's® All-Century Team in 1999.



AVG	G	AB	R	H	2B	3B	HR	RBI	BB	SO	SB
.267	2404	8352	1506	2234	408	59	548	1595	1507	1883	174

32

STEVE CARLTON ★ LHP

B-T: L-L • **HT:** 6-5 • **WT:** 210

BORN: December 22, 1944, Miami, FL

CAREER: Pitched 15 years with the Phillies from 1972-86 ... Broke in with the St. Louis Cardinals in 1965 ... Also pitched for the San Francisco Giants (1986), Chicago White Sox (1986), Cleveland Indians (1987) and Minnesota

Twins (1987-88) before retiring in May, 1988.

HOW OBTAINED: Acquired from St. Louis Cardinals for Rick Wise, February 25, 1972.

WINS: Only Warren Spahn (363) won more games among left-handers ... Ranked ninth all-time in wins when he retired ... Won 27 games (10 losses) in first Phillies season, the fifth pitcher ever to win 20 games for a last-place club ... Set Phillies record with 15 consecutive wins and won the NL Triple Crown (wins, 1.97 ERA and a club-record 310 strikeouts that season) ... 20-game winner, six times ... At age 37, won 23 in 1982, most for any NL pitcher at that age ... All-time leader in starts (709) for a left-hander.

MISC: Trails only Nolan Ryan (5,714) on all-time strikeout list ... Took temporary all-time strikeout lead on June 7, 1983 ... Struck out Eric Davis for #4,000 of career, 8/15/86 with SF ... Led NL in wins, four times; complete games, three; innings pitched, five; strikeouts, five; ERA and shutouts, once ... Phillies all-time leader in wins, games started and strikeouts; ranks second in games, shutouts and innings pitched ... Held six major league pitching records, 12 National League records and 10 League Championship Series records when he retired ... Holds ML record for consecutive starts, 544, without pitching in relief ... Struck out 10 or more 82 times.

HONORS: Became first pitcher to win four Cy Young Awards (1972, '77, '80, '82) ... Selected to 10 All-Star teams ... Played in five LCS and two World Series with the Phillies (four World Series overall) ... Winning pitcher in 1980 World Series-clinching game vs. Kansas City ... Number retired July 29, 1989 ... Elected to National Baseball Hall of Fame in 1994, his first year of eligibility.



W-L	ERA	G	GS	CG	SHO	IP	H	BB	SO
329-244	3.22	741	709	254	55	5217.1	4672	1833	4136

RETIRED NUMBERS



ROBIN ROBERTS ★ RHP



B-T: S-R • **HT:** 6-0 • **WT:** 190

BORN: September 30, 1926, Springfield, IL

CAREER: Pitched 14 years with the Phillies, 1948-61 . . . Also pitched for Baltimore Orioles (1962-65), Houston Astros (1965-66) and Chicago Cubs (1966) before retiring in 1966.

HOW OBTAINED: Signed to a \$25,000 bonus by the Phillies following graduation from Michigan State in 1947.

WINS: 20-game winner six straight years (1950-55) . . . Led NL in wins, four straight seasons, starting in 1952 . . . Making third start in five days, he won his 20th game as the Phillies clinched the pennant at Brooklyn, October 1, 1950 . . . Won a career-high 28 in 1952 and set a club record with an .800 winning percentage. Won 21 of his last 23 decisions that year.

MISC: Never pitched under 304 innings from 1950-55 . . . Led the Phillies in innings pitched from 1950 through 1960 . . . Put together a streak of 28 straight complete games in 1952-53 . . . Led the NL in complete games and innings pitched, five times; wins, four times; shutouts and strikeouts, twice . . . Phillies career leader in games pitched, complete games and innings pitched, and was the leader in wins and strikeouts until Steve Carlton came along.

HONORS: Selected to seven consecutive All-Star Games . . . Shares All-Star Game record for most starts, five, with Lefty Grove and Don Drysdale . . . Named Player of the Year by *The Sporting News* in 1952 and was chosen as the Pitcher of the Year three times by the same publication (before Cy Young Award was established) . . . Number retired in 1962 . . . Elected to National Baseball Hall of Fame in 1976.

W-L	ERA	G	GS	CG	SHO	IP	H	BB	SO
286-245	3.41	676	609	305	45	4688.2	4582	902	2357



GROVER CLEVELAND ALEXANDER ★ RHP



B-T: R-R • **HT:** 6-1 • **WT:** 185

BORN: February 26, 1887, Elba, NE

DIED: November 4, 1950, St. Paul, NE

CAREER: Pitched for 20 years in the majors, including two stints with the Phillies, 1911-17 and 1930 . . . Also pitched for the Chicago Cubs (1918-26) and St. Louis Cardinals (1926-29) before retiring after nine appearances with the Phillies in 1930.

HOW OBTAINED: Purchased by the Phillies for \$750 from the Syracuse Stars in 1910.

WINS: Won 28-19-22-27-31-33-30 in his first seven seasons with the Phillies . . . During those seasons, he averaged 27.1 wins and 355 innings pitched . . . His 28 wins in 1911 remain the modern rookie record . . . 16 of his 33 wins in 1916 were shutouts, still a major league record . . . His 190 Phillies career wins were a record until broken by Robin Roberts . . . Won Phillies' first-ever World Series game, 3-1, over Boston, October 8, 1915.

MISC: His ERA was 1.22, 1.55 and 1.83, 1915-17 . . . Won the NL Triple Crown (W, IP, SO) during same seasons . . . Threw four one-hitters in 1915, another record . . . Won a doubleheader at Ebbets Field in September 1917, 5-0 and 7-3, over Brooklyn . . . During his Phillies career he led the league in innings pitched, six times; wins, shutouts, and strikeouts, five times and ERA, three times . . . Holds club record with 61 career shutouts; Steve Carlton is second with 39 . . . Won a Triple Crown with the Cubs in 1920 . . . Six years later, picked up two wins and a save as the Cardinals won the World Series . . . 373 wins are tied for third all-time . . . 90 shutouts are second to Walter Johnson's 110.

HONORS: Named after a U.S. President; portrayed by actor/future President Ronald Reagan in a 1952 motion picture, *The Winning Team* . . . During his big league career, the players didn't wear uniform numbers thus the Phillies selected the 1915 "P" as his symbol . . . Jersey retired April 6, 2001 . . . Elected to National Baseball Hall of Fame, joining nine others as the first group inducted, June 12, 1939.

W-L	ERA	G	GS	CG	SHO	IP	H	BB	SO
373-208	2.56	696	600	437	90	5190.0	4868	951	2198

RETIRED NUMBERS



CHUCK KLEIN ★ OF

B-T: L-R • **HT:** 6-0 • **WT:** 185

BORN: October 7, 1904, Indianapolis, IN

DIED: March 28, 1958, Indianapolis, IN

CAREER: Left-handed hitting outfielder who played 17 seasons in the

majors, including 1928-33, 1936-39 and 1940-44 with the Phillies . . . Also played with the Chicago Cubs (1934-36) and Pittsburgh Pirates (1939) before retiring after playing in four games in 1944.

HOW OBTAINED: Purchased from Ft. Wayne for \$5,000 in mid-July of 1928.

HITTING: During first five full seasons (1929-33), Klein batted .359 and averaged 131.6 runs, 46.4 doubles, 36 homers and 138.6 RBI per season . . . NL home run leader four times; led NL in runs and slugging percentage, three times; hits, doubles and RBI, twice and won 1933 batting title . . . 43 homers in 1929 remained a Phillies record until Mike Schmidt hit 48 in 1980 . . . Had two 26-game hitting streaks in 1930; shares ML record for most games, one or more hits, season, 135 . . . Became first modern NL player to hit four home runs in a game, July 10, 1936, against the Pirates in Pittsburgh . . . Holds the Phillies single-season records for runs, longest hitting streak, doubles, extra-base hits, total bases and RBI . . . 170 RBI and 445 total bases in 1930 are still NL records for a LH hitter . . . Had career slugging percentage of .543 . . . Phils stats: 326, 243 homers, 983 RBI.

DEFENSE: Holds ML record for most assists, season, with 44 in 1930 (156 games).

HONORS: Won MVP in 1932, the first Phillie to win the award . . . Lone Phillies player to win a Triple Crown, 1933: .368, 28 HR, 120 RBI . . . Started in first All-Star Game that same season . . . During his Phillies career, Chuck wore six different numbers, 1, 3, 8, 26, 29, 36. The Phillies selected the old-English "P" worn by the team during Klein's first six seasons . . . Jersey retired April 6, 2001 . . . Elected to National Baseball Hall of Fame by the Veterans Committee in 1980.




AVG	G	AB	R	H	2B	3B	HR	RBI	BB	SO	SB
.320	1753	6486	1168	2076	398	74	300	1201	601	521	79

HISTORY

42

JACKIE ROBINSON 1B • 2B • 3B • OF

Commissioner Bud Selig announced that all teams would retire this number in 1997 during the 50th anniversary of Robinson becoming the first African American to play in Major League Baseball . . . Robinson made his debut that season with the Brooklyn Dodgers, who retired his number following his 1972 death . . . In 1987, the National League Rookie of the Year Award was renamed after Robinson . . . Pitching coach Galen Cisco was the last Phillie to wear the number. (The 1997 rule was grandfathered, meaning a player who had worn the number could retain it until that player retired. Mike Jackson, who wore #42, was signed as a free agent by the Phillies for the 2000 season but he did not pitch in a game that year.)





DIVISION SERIES SUMMARY

G	DATE	LINE SCORE	PITCHERS/HR/ATTENDANCE	G	DATE	LINE SCORE	PITCHERS/HR/ATTENDANCE
1981							
1	10/7	PHL 1-10-0 MTL 3-8-1	Carlton (L), Reed (7) Rogers (W), Reardon (9) HR: Moreland Attendance: 34,237	4	10/10	MTL 5-10-1 PHL 6-9-0	Sanderson, Bahnsen (3), Sosa (5), Fryman (6), Reardon (L)(7) Noles, Brusstar (5), Lyle (6), Reed (7), McGraw (W)(8) HR: Schmidt, Carter, Matthews, Vukovich Attendance: 38,818
2	10/8	PHL 1-6-2 MTL 3-7-0	Ruthven (L), Brusstar (5), Lyle (7), McGraw (8) Gullickson (W), Reardon (8) HR: Carter Attendance: 45,896	5	10/11	MTL 3-8-1 PHL 0-6-0	Rogers (W) Carlton (L), Reed (9) HR: None Attendance: 47,384
3	10/9	MTL 2-8-4 PHL 6-13-0	Burris (L), Lee (5), Sosa (7) Christenson (W), Lyle (7), Reed (8) HR: None Attendance: 36,835				

LEAGUE CHAMPIONSHIP SERIES SUMMARY

G	DATE	LINE SCORE	PITCHERS/HR/ATTENDANCE	G	DATE	LINE SCORE	PITCHERS/HR/ATTENDANCE
1976							
1	10/9	CIN 6-10-0 PHL 3-6-1	Gullett (W), Eastwick (9) Carlton (L), McGraw (8) HR: Foster Attendance: 62,640	3	10/12	PHL 6-11-0 CIN 7-9-2	Kaat, Reed (7), Garber (L)(9), Underwood (9) Nolan, Sarmiento (6), Borbon (7), Eastwick (W)(8) HR: Foster, Bench Attendance: 55,047
2	10/10	CIN 6-6-0 PHL 2-10-1	Zachry (W), Borbon (6) Lonborg (L), Garber (6), McGraw (7), Reed (7) HR: Luzinski Attendance: 62,651				
1977							
1	10/4	PHL 7-9-0 LA 5-9-2	Carlton, Garber (W)(7), McGraw (9) John, Garman (5), Hough (6), Sosa (L)(8) HR: Luzinski, Cey (slam) Attendance: 55,968	3	10/7	LA 6-12-2 PHL 5-6-2	Hooton, Rhoden (2), Rau (7), Sosa (8), Rautzhan (W)(8), Garman (9) Christenson, Brusstar (4), Reed (5), Garber (L)(7) HR: None Attendance: 63,719
2	10/5	PHL 1-9-1 LA 7-9-1	Lonborg (L), Reed (5), Brusstar (7) Sutton (W) HR: McBride, Baker (slam) Attendance: 55,973	4	10/8	LA 4-5-0 PHL 1-7-0	John (W) Carlton (L), Reed (6), McGraw (7), Garber (9) HR: Baker Attendance: 64,924
1978							
1	10/4	LA 9-13-1 PHL 5-12-1	Hooton, Welch (W)(5) Christenson (L), Brusstar (5), Eastwick (6), McGraw (7) HR: Garvey (2), Lopes, Yeager, Martin Attendance: 63,460	3	10/6	PHL 9-11-1 LA 4-8-2	Carlton (W) Sutton (L), Rautzhan (6), Hough (8) HR: Carlton, Luzinski, Garvey Attendance: 55,043
2	10/5	LA 4-8-0 PHL 0-4-0	John (W) Ruthven (L), Brusstar (5), Reed (7), McGraw (9) HR: Lopes Attendance: 60,642	4	10/7	PHL 3-8-2(10) LA 4-13-0	Lerch, Brusstar (6), Reed (7), McGraw (L)(9) Rau, Rhoden (6), Forster (W)(10) HR: Luzinski, McBride, Cey, Garvey Attendance: 55,124

LEAGUE CHAMPIONSHIP SERIES SUMMARY

G	DATE	LINE SCORE	PITCHERS/HR/ATTENDANCE	G	DATE	LINE SCORE	PITCHERS/HR/ATTENDANCE
1980							
1	10/7	HOU 1-7-0 PHL 3-8-1	Forsch (L) Carlton (W), McGraw (8) HR: Luzinski Attendance: 65,277	4	10/11	PHL 5-13-0(10) HOU 3-5-1	Carlton, Noles (6), Saucier (7), Reed (7), Brusstar (W)(8), McGraw (10) Ruhle, Smith (8), Sambito (L)(8) HR: None Attendance: 44,952
2	10/8	HOU 7-8-1(10) PHL 4-14-2	Ryan, Sambito (7), Smith (7), LaCorte (W)(9), Andujar (10) Ruthven, McGraw (8), Reed (L)(9), Saucier (10) HR: None Attendance: 65,476	5	10/12	PHL 8-13-2(10) HOU 7-14-0	Bystrom, Brusstar (6), Christenson (7), Reed (7), McGraw (8), Ruthven (W)(9) Ryan, Sambito (8), Forsch (8), LaCorte (L)(9) HR: None Attendance: 44,802
3	10/10	PHL 0-7-1(11) HOU 1-6-1	Christenson, Noles (7), McGraw (L)(8) Niekro, Smith (W)(11) HR: None Attendance: 44,443				
1983							
1	10/4	PHL 1-5-1 LA 0-7-0	Carlton (W), Holland (8) Reuss (L), Neidenfuer (9) HR: Schmidt Attendance: 49,963	3	10/7	LA 2-4-0 PHL 7-9-1	Welch (L), Pena (2), Honeycutt (5), Beckwith (5), Zachry (7) Hudson (W) HR: Marshall, Matthews Attendance: 53,490
2	10/5	PHL 1-7-2 LA 4-6-1	Denny (L), Reed (7) Valenzuela (W), Niedenfuer (9) HR: Matthews Attendance: 55,967	4	10/8	LA 2-10-0 PHL 7-13-1	Reuss (L), Beckwith (5), Honeycutt (5), Zachry (7) Carlton (W), Reed (7), Holland (8) HR: Baker, Lezzano, Matthews Attendance: 64,494
1993							
1	10/6	ATL 3-9-0(10) PHL 4-9-1	Avery, Mercker (7), McMichael (L)(9) Schilling, Williams (W)(9) HR: Incaviglia Attendance: 62,412	4	10/10	PHL 2-8-1 ATL 1-10-1	Jackson (W), Williams (8) Smoltz (L), Mercker (7), Wohlers (8) HR: None Attendance: 52,032
2	10/7	ATL 14-16-0 PHL 3-7-2	Maddux (W), Stanton (8), Wohlers (9) Greene (L), Thigpen (3), Rivera (4), Mason (6), West (8), Andersen (9) HR: McGriff, Blausler, Pendleton, Berryhill, Hollins, Dykstra Attendance: 62,436	5	10/11	PHL 4-6-1(10) ATL 3-7-1	Schilling, Williams (W)(9), Andersen (10) Avery, Mercker (8), McMichael (9), Wohlers (L)(10) HR: Daulton, Dykstra Attendance: 52,032
3	10/9	PHL 4-10-1 ATL 9-12-0	Mulholland (L), Mason (6), Andersen (7), West (7), Thigpen (8) Glavine (W), Mercker (8), McMichael (9) HR: Kruk Attendance: 52,032	6	10/13	ATL 3-5-3 PHL 6-7-1	Maddux (L), Mercker (6), McMichael (7), Wohlers (7) Greene (W), West (8), Williams (9) HR: Blausler, Hollins Attendance: 62,502





WORLD SERIES SUMMARY


G	DATE	LINE SCORE	PITCHERS/HR/ATTENDANCE	G	DATE	LINE SCORE	PITCHERS/HR/ATTENDANCE
1915							
1	10/8	BOS 1-8-1 PHL 3-5-1	Shore (L) Alexander (W) HR: None Attendance: 19,343	4	10/12	PHL 1-7-0 BOS 2-8-1	Chalmers (L) Shore (W) HR: None Attendance: 41,096
2	10/9	BOS 2-10-0 PHL 1-3-1	Foster (W) Mayer (L) HR: None Attendance: 20,306	5	10/13	BOS 5-10-1 PHL 4-9-1	Foster (W) Mayer, Rixey (L)(3) HR: Hooper (2), Lewis, Luderus Attendance: 20,306
3	10/11	PHL 1-3-0 BOS 2-6-1	Alexander (L) Leonard (W) HR: None Attendance: 42,300				

1950							
1	10/4	NYN 1-5-0 PHL 0-2-1	Raschi (W) Konstanty (L), Meyer (9) HR: None Attendance: 30,746	3	10/6	PHL 2-10-2 NYN 3-7-0	Heintzelman, Konstanty (8), Meyer (L)(9) Lopat, Ferrick (W)(9) HR: None Attendance: 65,791
2	10/5	NYN 2-10-0(10) PHL 1-7-0	Reynolds (W) Roberts (L) HR: DiMaggio Attendance: 32,660	4	10/7	PHL 2-7-1 NYN 5-8-2	Miller (L), Konstanty (1), Roberts (8) Ford (W), Reynolds (9) HR: Berra Attendance: 69,098

1980							
1	10/14	KC 6-9-1 PHL 7-11-0	Leonard (L), Martin (4), Quisenberry (8) Walk (W), McGraw (8) HR: Aikens (2), Otis, McBride Attendance: 65,791	4	10/18	PHL 3-10-1 KC 5-10-2	Christenson (L), Noles (1), Saucier (6), Brusstar (6) Leonard (W), Quisenberry (8) HR: Aikens (2) Attendance: 42,363
2	10/15	KC 4-11-0 PHL 6-8-1	Gura, Quisenberry (L)(7) Carlton (W), Reed (9) HR: None Attendance: 65,775	5	10/19	PHL 4-7-0 KC 3-12-2	Bystrom, Reed (6), McGraw (W)(7) Gura, Quisenberry (L)(7) HR: Schmidt, Otis Attendance: 42,369
3	10/17	PHL 3-14-0(10) KC 4-11-0	Ruthven, McGraw (L)(10) Gale, Martin (5), Quisenberry (W)(8) HR: Schmidt, Brett, Otis Attendance: 42,380	6	10/21	KC 1-7-2 PHL 4-9-0	Gale (L), Martin (3), Splitteroff (5), Pattin (7), Quisenberry (8) Carlton (W), McGraw (8) HR: None Attendance: 65,838

1983							
1	10/11	PHL 2-5-0 BAL 1-5-1	Denny (W), Holland (8) McGregor (L), Stewart (9), T. Martinez (9) HR: Morgan, Maddox, Dwyer Attendance: 52,204	4	10/15	BAL 5-10-1 PHL 4-10-0	Davis (W), Stewart (6), T. Martinez (8) Denny (L), Hernandez (6), Reed (6), Andersen (8) HR: None Attendance: 66,947
2	10/12	PHL 1-3-0 BAL 4-9-1	Hudson (L), Hernandez (5), Andersen (6), Reed (8) Boddicker (W) HR: Lowenstein Attendance: 52,132	5	10/16	BAL 5-5-0 PHL 0-5-1	McGregor (W) Hudson (L), Bystrom (5), Hernandez (6), Reed (9) HR: Murray (2), Dempsey Attendance: 67,064
3	10/14	BAL 3-6-1 PHL 2-8-2	Flanagan, Palmer (W)(5), Stewart (7), T. Martinez (9) Carlton (L), Holland (7) HR: Ford, Matthews, Morgan Attendance: 65,792				

1993							
1	10/16	PHL 5-11-1 TOR 8-10-3	Schilling (L), West (7), Andersen (7), Mason (8) Guzman, Leiter (W)(6), Ward (8) HR: White, Olerud Attendance: 52,011	4	10/20	TOR 15-17-0 PHL 14-14-1	Stottlemire, Leiter (3), Castillo (W)(5), Timlin (8), Ward (8) Greene, Mason (3), West (6), Andersen (7), Williams (L)(8), Thigpen (9) HR: Dykstra (2), Daulton Attendance: 62,731
2	10/17	PHL 6-12-0 TOR 4-8-0	Mulholland (W), Mason (6), Williams (8) Stewart (L), Castillo (7), Eichhorn (8), Timlin (8) HR: Eisenreich, Dykstra, Carter Attendance: 52,062	5	10/21	TOR 0-5-1 PHL 2-5-1	Guzman (L), Cox (8) Schilling (W) HR: None Attendance: 62,706
3	10/19	TOR 10-13-1 PHL 3-9-0	Hentgen (W), Cox (7), Ward (9) Jackson (L), Rivera (6), Thigpen (7), Andersen (9) HR: Molitor, Thompson Attendance: 62,689	6	10/23	PHL 6-7-0 TOR 8-10-2	Mulholland, Mason (6), West (8), Andersen (8), Williams (L)(9) Stewart, Cox (7), Leiter (7), Ward (W)(9) HR: Dykstra, Molitor, Carter Attendance: 52,195



2003 National League All-Star
Randy Wolf

AWARDS

ALL-STAR GAME SELECTIONS	206
ALL-STAR GAMES IN PHILADELPHIA	206-207
ALL-VET TEAM	212
AWARD WINNERS	208-209
BILL GILES & LARRY ROJAS AWARDS . .	211
CENTENNIAL TEAM	212
MISCELLANEOUS ALL-STAR INFO	207
NATIONAL BASEBALL HALL OF FAMERS	211
PAUL OWENS AWARD	210
PHILADELPHIA WALL OF FAME	212
RICHIE ASHBURN AWARD	210
ROBERTO CLEMENTE AWARD	212

ALL-STAR GAME SELECTIONS

1933 Dick Bartell, ss* Chuck Klein, of* 1935 Jimmy Wilson, c* 1936 Pinky Whitney, 3b* 1937 Bucky Walters, rhp 1938 Herschel Martin, of 1939 Morrie Arnovich, of 1940 Kirby Higbe, rhp Pinky May, 3b Hugh Mulcahy, rhp 1941 Cy Blanton, rhp 1942 Danny Litwhiler, of 1943 Babe Dahlgren, 1b 1944 Ken Raffensberger, lhp 1946 Del Ennis, of Frank McCormick, 1b Emil Verban, 2b 1947 Schoolboy Rowe, rhp Emil Verban, 2b* Harry Walker, of [†] 1948 Richie Ashburn, of [†] 1949 Andy Seminick, c* [†] Eddie Waitkus, 1b 1950 Willie Jones, 3b* Jim Konstanty, rhp Robin Roberts, rhp* Dick Sisler, of 1951 Richie Ashburn, of [†] Del Ennis, of [†] Willie Jones, 3b Robin Roberts, rhp* 1952 Granny Hamner, ss* Robin Roberts, rhp Curt Simmons, lhp* 1953 Richie Ashburn, of Granny Hamner, ss Robin Roberts, rhp* Curt Simmons, lhp	1954 Smoky Burgess, c Granny Hamner, 2b* Robin Roberts, rhp* 1955 Del Ennis, of [†] Stan Lopata, c Robin Roberts, rhp* 1956 Stan Lopata, c Robin Roberts, rhp 1957 Jack Sanford, rhp Curt Simmons, lhp* 1958 Richie Ashburn, of Dick Farrell, rhp 1959 Gene Conley, rhp 1960 Tony Taylor, 2b 1961 Art Mahaffey, rhp 1962 Johnny Callison, of Art Mahaffey, rhp 1963 Ray Culp, rhp 1964 Jim Bunning, rhp Johnny Callison, of Chris Short, lhp 1965 Richie Allen, 3b* Johnny Callison, of Cookie Rojas, 2b 1966 Richie Allen, 3b Jim Bunning, rhp 1967 Richie Allen, 3b* Chris Short, lhp 1968 Woodie Fryman, lhp 1969 Grant Jackson, lhp 1970 Joe Hoerner, lhp 1971 Rick Wise, rhp 1972 Steve Carlton, lhp 1973 Wayne Twitchell, rhp 1974 Larry Bowa, ss* Steve Carlton, lhp Dave Cash, 2b Mike Schmidt, 3b 1975 Larry Bowa, ss Dave Cash, 2b Greg Luzinski, of Tug McGraw, lhp	1976 Bob Boone, c Larry Bowa, ss Dave Cash, 2b Greg Luzinski, of [†] Mike Schmidt, 3b 1977 Steve Carlton, lhp Greg Luzinski, of [†] Mike Schmidt, 3b 1978 Bob Boone, c Larry Bowa, ss* Greg Luzinski, of [†] 1979 Bob Boone, c# Larry Bowa, ss* Steve Carlton, lhp* Pete Rose, 1b Mike Schmidt, 3b* 1980 Steve Carlton, lhp Pete Rose, 1b Mike Schmidt, 3b* [†] 1981 Steve Carlton, lhp Pete Rose, 1b* Dick Ruthven, rhp Mike Schmidt, 3b* Manny Trillo, 2b 1982 Steve Carlton, lhp Pete Rose, 1b* Mike Schmidt, 3b* Manny Trillo, 2b* 1983 Mike Schmidt, 3b* 1984 Al Holland, lhp Juan Samuel, 2b Mike Schmidt, 3b* 1985 Ozzie Virgil, c Glenn Wilson, of 1986 Shane Rawley, lhp Mike Schmidt, 3b* 1987 Steve Bedrosian, rhp Juan Samuel, 2b Mike Schmidt, 3b* 1988 Kevin Gross, rhp Lance Parrish, c	1989 Von Hayes, of Mike Schmidt, 3b* 1990 Lenny Dykstra, of* [†] 1991 John Kruk, 1b 1992 Darren Daulton, c John Kruk, 1b 1993 Darren Daulton, c* Dave Hollins, 3b John Kruk, 1b* Terry Mulholland, lhp* 1994 Mariano Duncan, 2b* Lenny Dykstra, of [†] [†] Danny Jackson, lhp Doug Jones, rhp 1995 Darren Daulton, c Lenny Dykstra, of [†] Tyler Green, rhp Mickey Morandini, 2b Heathcliff Slocumb, rhp 1996 Ricky Bottalico, rhp 1997 Curt Schilling, rhp 1998 Curt Schilling, rhp 1999 Paul Byrd, rhp Mike Lieberthal, c Curt Schilling, rhp* 2000 Mike Lieberthal, c 2001 Jimmy Rollins, ss 2002 Vicente Padilla, rhp Scott Rolen, 3b* Jimmy Rollins, ss* 2003 Randy Wolf, lhp
--	--	--	--

* Starter
 ♦ Elected starter but did not play because of retirement
 # Started because of injury to Ted Simmons
 † Couldn't start because of injury

ALL-STAR GAMES

July 13, 1943, Shibe Park

AL	5	8	0
NL	3	10	0

Bobby Doerr's 3-run homer in the second inning propelled the AL Stars to their third straight victory before 31,938. Vince DiMaggio led the NL with a single, triple and home run. It was the first ASG played entirely under the lights. Winner: Emil Leonard; Loser: Mort Cooper. Game was shortwaved to American fighting men throughout the world.

July 8, 1952, Shibe Park

NL	3	3	0
AL	2	5	0

Only game in ASG history not to go nine innings as rain halted play after five innings. Jackie Robinson hit a solo homer in the first and Hank Sauer hit a two-run homer onto the LF roof in the fourth for all the NL runs. Two Philadelphia pitchers played in the game: Curt Simmons (Phillies) started for the NL and Bobby Shantz (A's) pitched the fifth for the AL, fanning Whitey Lockman, Robinson and Stan Musial to the delight of 32,785 fans. Winner: Bob Rush; Loser: Bob Lemon. Game was broadcast on Mutual Radio System and on NBC TV.

MISCELLANEOUS ALL-STAR INFORMATION

MOST SELECTIONS

Pitchers

Robin Roberts, 7 times
Steve Carlton, 7 times

Hitters

Mike Schmidt, 12 times

HOME RUNS

Johnny Callison, rf	7/7/64	Shea Stadium
Richie Allen, 3b	7/11/67	Anaheim Stadium
Greg Luzinski, lf	7/19/77	Yankee Stadium
Mike Schmidt, 3b	8/9/81	Municipal Stadium

ROOKIES

Del Ennis, of, 1946
Richie Ashburn, of, 1948
Jack Sanford, rhp, 1957
Ray Culp, rhp, 1963
Juan Samuel, 2b, 1984
Tyler Green, rhp, 1995
Jimmy Rollins, ss, 2001

PHILLIES FIRSTS

Hitters

At-Bat	Chuck Klein, 7/6/33
Run	Richie Ashburn, 7/13/48
Hit	Chuck Klein, 7/6/33
Double	Jimmy Wilson, 7/8/35
Triple	Mike Schmidt, 7/17/79
Home Run	Johnny Callison, 7/7/64
RBI	Pinky Whitney, 7/7/36
Stolen Base	Richie Ashburn, 7/13/48
Error	Andy Seminick, 7/12/49

PHILLIES STARTERS

(Position by Position)

"Firsts"

C	Jimmy Wilson, 1935	Darren Daulton, 1993
1B	Pete Rose, 1981	John Kruk, 1993
2B	Emil Verban, 1947	Mariano Duncan, 1994
SS	Dick Bartell, 1933	Jimmy Rollins, 2002
3B	Pinky Whitney, 1936	Scott Rolen, 2002
LF	Del Ennis, 1955	Greg Luzinski, 1978
CF	Harry Walker, 1947	Lenny Dykstra, 1995
RF	Chuck Klein, 1933	Del Ennis, 1951
P	Robin Roberts, 1950	Curt Schilling, 1999

"Lasts"

Pitchers

Game	Bucky Walters, 7/7/37
Win	Ken Raffensberger, 7/11/44
Loss	Curt Simmons, 7/9/57
Hit	Bucky Walters, 7/7/37
Run	Robin Roberts, 7/11/50
Walk	Robin Roberts, 7/11/50
Strikeout	Ken Raffensberger, 7/11/44

WINNING PITCHERS

Ken Raffensberger, lhp	7-1	7/11/44	Forbes Field
Doug Jones, rhp	8-7	7/12/94	Three Rivers Stadium
Heathcliff Slocumb, rhp	3-2	7/11/95	The Ballpark in Arlington

MVP

Johnny Callison, rf 7/7/64 Shea Stadium
Hit 3-run game-winning HR in the bottom of the ninth off Dick Radatz, 7-4.

MANAGERS

Eddie Sawyer	7/10/51	Briggs Stadium	W	8-3
Gene Mauch	7/13/65	Metropolitan Stadium	W	6-5
Dallas Green	8/9/81	Municipal Stadium	W	5-4
Paul Owens	7/10/84	Candlestick Park	W	3-1
Jim Fregosi	7/12/94	Three Rivers Stadium	W	8-7

July 13, 1976, Veterans Stadium	NL	7	10	0
	AL	1	5	0

ASG MVP George Foster hit a 3-run homer to lead NL to fifth win in a row. Third largest crowd (63,974) in ASG history included President Gerald Ford. Five Cincinnati Reds were in the starting lineup. For first time in Phillies history, they had five players in the game: Greg Luzinski (starter in LF), Dave Cash (2b), Larry Bowa (ss), Bob Boone (c) and Mike Schmidt (3b). Winner: Randy Jones; Loser: Mark Fidrych. An estimated 60 million fans watched the game on ABC TV.

July 9, 1996, Veterans Stadium	NL	6	12	1
	AL	0	7	0

NL defeated AL for third straight year with 6-0 shutout, behind MVP and Norristown native Mike Piazza's monster home run to the left field upper deck and RBI double in the second and third innings. Biggest ovation from the crowd of 62,670 went to Ozzie Smith, playing in his 15th and final All-Star Game. Winner: John Smoltz; Loser: Charles Nagy. Game was broadcast on NBC TV and CBS Radio.

AWARD WINNERS

NL MOST VALUABLE PLAYER

Chuck Klein (1931) *The Sporting News*
 Chuck Klein (1932) *Baseball Writers Association of America, TSN*
 Jim Konstanty (1950) *BBWAA*
 Mike Schmidt (1980, 1981, 1986) *BBWAA*

NL Cy YOUNG AWARD (BBWAA)

Steve Carlton (1972, 1977, 1980, 1982)
 John Denny (1983)
 Steve Bedrosian (1987)

NL ROOKIE OF THE YEAR

Jack Sanford, p (1957) *BBWAA*
 Ed Bouchee, 1b (1957) *TSN*
 Richie Allen, 3b (1964) *BBWAA, TSN*
 Lonnie Smith, of (1980) *TSN*
 Juan Samuel, 2b (1984) *TSN*
 Scott Rolen, 3b (1997) *BBWAA, Players Choice*

ML ROOKIE OF THE YEAR (TSN)

Del Ennis, of (1946)
 Richie Ashburn, of (1948)

NL MANAGER OF THE YEAR

Eddie Sawyer (1950) *AP, UPI*
 Gene Mauch (1962, 1964) *AP*
 Danny Ozark (1976) *AP*
 Jim Fregosi (1993) *AP*
 Larry Bowa (2001) *BBWAA, TSN, ESPN the Magazine, USA TODAY Baseball Weekly*

MAJOR LEAGUE MANAGER OF THE YEAR (TSN)

Danny Ozark (1976)

MAJOR LEAGUE EXECUTIVE OF THE YEAR (TSN)

Bob Carpenter (1949)
 Lee Thomas (1993)

MAJOR LEAGUE PLAYER OF THE YEAR (TSN)

Robin Roberts, p (1952)

SILVER SLUGGER WINNERS

1980 Manny Trillo, 2b
 Mike Schmidt, 3b
 1981 Pete Rose, 1b
 Manny Trillo, 2b
 Mike Schmidt, 3b
 1982 Mike Schmidt, 3b

NL PLAYER OF THE YEAR

Jim Konstanty (1950) *UPI*
 Mike Schmidt (1980, 1986) *TSN*

NL PITCHER OF THE YEAR

Jim Konstanty (1950) *TSN*
 Robin Roberts (1952, 1955) *TSN*
 Steve Carlton (1972, 1977, 1980, 1982) *TSN*
 John Denny (1983) *TSN*
 Steve Bedrosian (1987) *Baseball America*

NL ROOKIE PITCHER OF THE YEAR (TSN)

Jack Sanford (1957)
 Ray Culp (1963)

NL COMEBACK PLAYER OF THE YEAR

Eddie Waitkus (1950) *AP*
 Robin Roberts (1958) *AP*
 Jim Bunning (1964) *AP*
 John Denny (1983) *TSN, UPI*
 Mike Lieberthal (2002) *TSN, Players Choice*

MALE ATHLETE OF THE YEAR (AP)

Jim Konstanty (1950)

NL FIREMAN OF THE YEAR (TSN)

Al Holland (1983)
 Steve Bedrosian (1987)

ROLAIDS RELIEF MAN (MLB)

Al Holland (1983)
 Steve Bedrosian (1987)

MOST VALUABLE PLAYER, ALL-STAR GAME (MLB)

Johnny Callison (1964)

MOST VALUABLE PLAYER, LEAGUE CHAMPIONSHIP SERIES (NATIONAL LEAGUE)

Manny Trillo (1980)
 Gary Matthews (1983)
 Curt Schilling (1993)

MOST VALUABLE PLAYER, WORLD SERIES (MLB AND SPORT MAGAZINE)

Mike Schmidt (1980)

1983 Mike Schmidt, 3b
 1984 Mike Schmidt, 3b
 1986 Mike Schmidt, 3b
 1987 Juan Samuel, 2b
 1992 Darren Daulton, c
 1993 Lenny Dykstra, of

AWARD WINNERS

RAWLINGS GOLD GLOVE AWARD® WINNERS

1963	Bobby Wine, ss	1978	Garry Maddox, of	1982	Garry Maddox, of
1964	Bobby Shantz, p		Mike Schmidt, 3b		Mike Schmidt, 3b
	Ruben Amaro, ss		Larry Bowa, ss		Manny Trillo, 2b
1966	Bill White, 1b		Bob Boone, c	1983	Mike Schmidt, 3b
1972	Larry Bowa, ss	1979	Garry Maddox, of	1984	Mike Schmidt, 3b
1975	Garry Maddox, of		Mike Schmidt, 3b	1986	Mike Schmidt, 3b
1976	Garry Maddox, of		Bob Boone, c	1998	Scott Rolen, 3b
	Mike Schmidt, 3b		Manny Trillo, 2b	1999	Mike Lieberthal, c
	Jim Kaat, p	1980	Garry Maddox, of	2000	Scott Rolen, 3b
1977	Garry Maddox, of		Mike Schmidt, 3b	2001	Scott Rolen, 3b
	Mike Schmidt, 3b	1981	Garry Maddox, of		
	Jim Kaat, p		Mike Schmidt, 3b		
			Manny Trillo, 2b		
			Steve Carlton, p		

NL PLAYER OF THE WEEK

1973	Wayne Twitchell	1982	Gary Matthews	1992	Dave Hollins
1974	Dave Cash	1983	Joe Morgan		John Kruk
	Larry Bowa	1984	Mike Schmidt		Tommy Greene
1976	Mike Schmidt		Von Hayes	1993	John Kruk
	Dave Cash	1985	Juan Samuel		Tommy Greene
	Jay Johnstone	1986	Von Hayes (3 times)	1994	Danny Jackson
1977	Greg Luzinski (twice)		Mike Schmidt		Lenny Dykstra
	Steve Carlton		Kent Tekulve	1998	Paul Byrd
1978	Larry Christenson	1987	Mike Schmidt	1999	Mike Lieberthal
	Garry Maddox		Steve Bedrosian	2001	Bobby Abreu
1979	Steve Carlton		Von Hayes		Scott Rolen
	Bob Boone	1990	Lenny Dykstra		Jose Mesa
	Pete Rose (twice)		Terry Mulholland	2003	Kevin Millwood
1980	Steve Carlton	1991	Tommy Greene		Jim Thome
	Pete Rose		Wes Chamberlain		
	Bake McBride		Mitch Williams		
	Mike Schmidt		John Kruk		

NL PLAYER/PITCHER OF THE MONTH

Player of the Month

June	1973	Greg Luzinski
April	1976	Mike Schmidt
July	1977	Greg Luzinski
July	1979	Mike Schmidt
September	1979	Pete Rose
May	1980	Mike Schmidt
August	1981	Mike Schmidt
September	1981	Gary Matthews
July	1982	Mike Schmidt
April	1989	Von Hayes
May	1994	Lenny Dykstra
September	2003	Jim Thome

Pitcher of the Month

June	1964	Jim Bunning
September	1977	Larry Christenson
May	1980	Steve Carlton
September	1980	Marty Bystrom
May	1982	Dick Ruthven
September	1983	John Denny
August	1985	Shane Rawley
May	1987	Steve Bedrosian
August	1991	Mitch Williams
May	1993	Tommy Greene
June	1994	Bobby Munoz
May	1995	Heathcliff Slocumb
August	1995	Sid Fernandez
May	1999	Curt Schilling

NL TRIPLE CROWN WINNERS

Year	Player	Club	AVG	HR	RBI
1912	Heinie Zimmerman	Cubs	.372	14	103
1922	Rogers Hornsby	Cardinals	.401	42	152
1925	Rogers Hornsby	Cardinals	.403	39	143
1933	Chuck Klein	PHILLIES	.368	28	120
1937	Joe Medwick	Cardinals	.374	31	154

PAUL OWENS AWARD

Since 1986 the Phillies have honored the top player and pitcher in their minor league system. The Award is named in honor of Paul Owens, who passed away last December after spending 48 years in the Phillies organization as a scout, farm director, general manager, manager and senior advisor.

Year	Player	Pitcher
1986	Ron Jones (of)	Marvin Freeman (rhp)
1987	Ricky Jordan (1b)	Todd Frohwirth (rhp)
1988	Jim Vatcher (of)	Andy Carter (lhp)
1989	Mickey Morandini (2b)	Jason Grimsley (rhp)
1990	Jeff Grotewold (c)	Andy Ashby (rhp)
1991	Kim Batiste (ss)	Toby Borland (rhp)
1992	Mike Lieberthal (c)	Paul Fletcher (rhp)
1993	Phil Geisler (of)	Ricky Bottalico (rhp)
1994	Gene Schall (1b)	Ron Blazier (rhp)
1995	Dave Doster (2b)	Rich Hunter (rhp)
	Wendell Magee (of)	
1996	Scott Rolen (3b)	Matt Beech (lhp)
1997	Jeff Key (of)	Ryan Brannan (rhp)
	Jimmy Rollins (ss)	
1998	Marlon Anderson (2b)	Carlton Loewer (rhp)
1999	Pat Burrell (of/1b)	Adam Eaton (rhp)
2000	Marlon Byrd (of)	Brandon Duckworth (rhp)
2001	Marlon Byrd (of)	Brandon Duckworth (rhp)
2002	Chase Utley (3b)	Ryan Madson (rhp)
2003	Ryan Howard (1b)	Cole Hamels (lhp)

RICHIE ASHBURN SPECIAL ACHIEVEMENT AWARD

Established in 1998 in honor of the memory of Richie Ashburn, who spent nearly 50 years with the Phillies, the award is given annually to a member of the Phillies organization who has demonstrated the same loyalty, dedication and passion for the game as the award's namesake.

1998 – Pete Cera: A long-time employee who was with the Phillies from 1938 through 1998. He was a minor league traveling secretary, clubhouse manager, trainer and closed his outstanding career as assistant clubhouse manager in the major leagues.


1999 – Paul Owens: With the Phillies from 1955 until his death in 2003. Served as minor league manager, scout, Farm Director, Player Development Director, General Manager (1980 World Champions), major league manager (1983 NL Champions), assistant to the President and Senior Advisor to the General Manager.

2000 – Ray Krise: First began working in the Phillies ticket office in 1951. Three years later he was named Assistant Ticket Manager. He became Ticket Manager in 1962, a position he held until semi-retirement in 1986.

2001 – Eddie Ferenz: Joined the Phillies in 1966 as the Public Address announcer at Connie Mack Stadium. In October 1969, he became the team's Traveling Secretary, a position he held for 30 years.

2002 – Maje McDonnell: Joined the Phillies in 1947 and was a member of the Whiz Kids coaching staff in 1950. He's also served as a coach, scout and goodwill ambassador and currently works in the team's Community Relations Department.

2003 – Larry Shenk: Began his career with the Phillies in October 1963 as Publicity Director. As Vice President of Public Relations, "The Baron" oversees the media relations, community relations and creative services staffs, and was an instrumental part of last season's Field of Memories events at Veterans Stadium.



BILL GILES AND LARRY ROJAS AWARDS

Two awards were established in 1999 to honor minor league players who share the same attributes as the awards' namesakes: Bill Giles and Larry Rojas.

Giles and Rojas share a love and respect for the game of baseball, an outstanding work ethic and pride in being a member of the Phillies.

Giles climbed the baseball ladder from the minors to the majors, working in numerous executive capacities with the Astros and Phillies until getting a group together to purchase the Phillies in 1981. He was President and General Partner until 1997 when he became Chairman.

Rojas was born in Cuba and played minor league baseball with the Phillies. He has also served as a minor league coach and manager, spring training coordinator, scout and liaison for the Hispanic players in the system.

Bill Giles Award Winner

1999	Gary Burnham
2000	Marlon Byrd
2001	Nate Espy
2002	Taylor Buchholz
2003	Ryan Howard

Larry Rojas Award Winner

1999	Alejandro Fajardo
2000	Anderson Machado
2001	Juan Richardson
2002	Elizardo Ramirez
2003	Edgar Cruz

NATIONAL BASEBALL HALL OF FAMERS

Players	Years with Phillies	In HOF
Sparky Anderson	1959	2000
Rich Ashburn	1948-59	1995
Dave Bancroft	1915-20	1971
Dan Brouthers	1896	1945
Roger Connor	1892	1976
Ed Delahanty	1888-89; 1891-1901	1945
Hugh Duffy *	1904-06	1945
Johnny Evers	1917	1946
Elmer Flick	1898-1902	1963
Jimmie Foxx	1945	1951
Billy Hamilton	1890-95	1961
Hughie Jennings	1901-02	1945
Chuck Klein	1928-33; 1936-44	1980
Nap Lajoie	1896-1900	1937
Tommy McCarthy	1886-87	1946
Joe Morgan	1983	1990
Tony Perez	1983	2000
Mike Schmidt	1972-89	1995
Casey Stengel	1920-21	1966

Players	Years with Phillies	In HOF
Sam Thompson	1889-98	1974
Lloyd Waner	1942	1967
Hack Wilson	1934	1979

*Player-Manager

Pitchers	Years with Phillies	In HOF
Grover Alexander	1911-17	1938
Chief Bender	1916-17	1953
Jim Bunning	1964-67; 1970-71	1996
Steve Carlton	1972-86	1994
Ferguson Jenkins	1965-66	1991
Tim Keefe	1891-93	1964
Kid Nichols	1905-06	1949
Eppa Rixey	1912-17; 1919-20	1963
Robin Roberts	1948-61	1976

Managers	Years with Phillies	In HOF
Bucky Harris	1943	1974
Harry Wright	1884-93	1953

FORD C. FRICK AWARD

The Ford C. Frick Award is presented annually to a broadcaster for "major contributions to baseball." The award, named after the late broadcaster and National League President, has been presented annually since 1978. Each award recipient is presented with a certificate during the Hall of Fame Induction Ceremony and is recognized in the "Scribes & Mikemen" exhibit in the Library of the National Baseball Hall of Fame. Long-time Phillies broadcaster By Saam received the award in 1990 and was joined in 2002 by his former broadcast partner, Harry Kalas.

J.G. TAYLOR SPINK AWARD

The Philadelphia media are also represented in the Baseball Hall of Fame in Cooperstown, NY. Former *Philadelphia Inquirer* baseball writer Allen Lewis (1981), Ray Kelly of the *Philadelphia Bulletin* (1988), and Bus Saitt from *The Trentonian* and *Trenton Times* (1992) won the J.G. Taylor Spink Award. The award, named after the founder of *The Sporting News*, has been voted upon annually by the Baseball Writers' Association of America since 1962 and honors a baseball writer (or writers) "for meritorious contributions to baseball writing".

PHILADELPHIA WALL OF FAME

Over the years, one of Veterans Stadium's most popular attractions was the Philadelphia Baseball Wall of Fame, located on the 200 level concourse behind home plate. The display was started in 1978 as a way to commemorate the city's rich baseball history and each year plaques were added to the wall to recognize former guests from both the Phillies and the Philadelphia Athletics.

With the opening of Citizens Bank Park, the tribute to the A's players has been moved to the Connie Mack statue, which is located on the west side of the ballpark. A Phillies player will continue to be added each year to the Wall of Fame display located in the Memory Lane area of Ashburn Alley.

Players must have five or more years of service to be eligible. Managers and coaches need four years.

	Athletics	Phillies		Athletics	Phillies
1978	Connie Mack	Robin Roberts	1992	Jack Coombs	Chris Short
1979	Jimmie Foxx	Richie Ashburn	1993	Frank Baker	Curt Simmons
1980	Lefty Grove	Chuck Klein	1994	Bobby Shantz	Dick Allen
1981	Al Simmons	Grover Alexander	1995	Eddie Joost	Willie Jones
1982	Mickey Cochrane	Del Ennis	1996	Ed Rommel	Sam Thompson
1984	Jimmy Dykes	Jim Bunning	1997	Ferris Fain	Johnny Callison
1985	Eddie Plank	Ed Delahanty	1998	Bing Miller	Greg Luzinski
1986	Rube Waddell	Cy Williams	1999	Sam Chapman	Tug McGraw
1987	Eddie Collins	Granny Hamner	2000	George Earnshaw	Gavvy Cravath
1988	Wally Moses	Paul Owens	2001	Gus Zernial	Garry Maddox
1989	Bob Johnson	Steve Carlton	2002	Rube Walberg	Tony Taylor
1990	Elmer Valo	Mike Schmidt	2003	Rube Oldring	Sherry Magee
1991	Chief Bender	Larry Bowa			

CENTENNIAL TEAM

In 1983 the Phillies conducted balloting for the Greatest Phillies Team and Greatest Player Ever. Mike Schmidt collected 19,767 votes to be named Greatest Phillies Player.

Bob Boone (c)
 Pete Rose (1b)
 Manny Trillo (2b)
 Mike Schmidt (3b)
 Larry Bowa (ss)
 Richie Ashburn (of)
 Garry Maddox (of)
 Del Ennis (of)
 Robin Roberts (starting rhp)
 Steve Carlton (starting lhp)
 Jim Konstanty (rh reliever)
 Tug McGraw (lh reliever)
 Dallas Green (manager)

ALL-VET TEAM

To commemorate the 33rd and final season of Veterans Stadium, the Phillies asked fans select the All-Vet Team through online voting. Results were announced on September 27, 2003, prior to the second-to-last game in Vet history.


Darren Daulton (c)
 John Kruk (1b)
 Juan Samuel (2b)
 Mike Schmidt (3b)
 Larry Bowa (ss)
 Greg Luzinski (lf)
 Garry Maddox (cf)
 Bobby Abreu (rf)
 Steve Carlton (starting lhp)
 Curt Schilling (starting rhp)
 Tug McGraw (relief pitcher)
 Dallas Green (mgr)

ROBERTO CLEMENTE AWARD PRESENTED BY JOHN HANCOCK

Since 1971, Major League Baseball has annually presented an award that recognizes a player who best exemplifies the game of baseball through sportsmanship, community involvement and positive contributions to his team.

In 1973, following the tragic death of Roberto Clemente, the award was named to honor the man whose spirit and goodwill will always be remembered. The 12-time All-Star and Hall of Famer was killed in a plane crash in 1972 delivering food and medical supplies to earthquake victims of Nicaragua. The award, sponsored by John Hancock Financial Services, recognizes those individuals who truly understand the value of helping others.

A panel of baseball dignitaries, including Vera Clemente and Commissioner Allan H. (Bud) Selig, annually selects the winner from a list of 30 candidates, one from each Major League Baseball Club. These local winners are announced in September during Roberto Clemente Day. The winner of the national Roberto Clemente Award is announced during a pre-game ceremony at the World Series. **Greg Luzinski** received the award in 1978 and **Garry Maddox** in 1986. Other past winners include Jamie Moyer, Jim Thome, Curt Schilling, Al Leiter, Tony Gwynn, Willie Mays, Ozzie Smith, and Cal Ripken, Jr.



Bobby Abreu tied a Phillies record with 5 RBI in one inning, July 24, 2003, at Wrigley Field.

RECORDS

ALL-TIME WIN/LOSS RECORDS	215
ATTENDANCE RECORDS	214
BEST SEASON RECORDS	216
BEST/WORST HOMESTANDS & ROAD TRIPS	217
BEST/WORST MONTHLY RECORDS	219
BEST/WORST VS CLUBS	218
BIG INNINGS	221
CAREER GAMES BY POSITION	232
CLUB FIELDING RECORDS	231
FIELDING RECORDS BY POSITION	232
INDIVIDUAL BATTING RECORDS	224-225
INTERLEAGUE PLAY	215
LONG GAMES	223
MISCELLANEOUS RECORDS	231
PINCH-HITTING RECORDS	227
PITCHING RECORDS	228-229
RUNS, HITS – GAME/INNING	220
SEASON STARTS	216
STREAKS	222
TEAM BATTING RECORDS	226-227
TEAM PITCHING RECORDS	230



ATTENDANCE RECORDS

	ATTENDANCE	DATE	OPP.
Largest	63,816	7/3/84	CIN
Smallest (Vet only)	4,149	5/6/74	SD
Single Game -Night	63,816	7/3/84	CIN
-Day	61,068	9/1/03	BOS
Doubleheaders -Day	40,720	5/11/47	BKN
-Twi-Nighter	63,346	8/10/79	PIT
Home Openers -Day	60,985	4/9/93	CHI
-Night	60,404	4/13/81	PIT
Memorial Day	51,381	5/28/79	CHI
Independence Day	63,283	7/4/77	NYM
Labor Day	61,068	9/1/03	BOS
Monday	63,501	7/5/82	SF
Tuesday	63,816	7/3/84	CIN
Wednesday	57,903	6/23/93	ATL
Thursday	55,884	7/29/93	STL
Friday	63,346	8/10/79	PIT
Saturday	58,086	7/3/99	CHI
Sunday	60,960	6/22/03	BOS
Businessperson's Special	57,903	6/23/93	ATL
Day of Game Sale -Night	27,720	7/5/82	SF
-Day	22,511	8/5/82	MTL
Sellouts	8	1993, 2003	
Consecutive Crowds, 40,000-plus	20	7/10-8/29/93	
Crowds, 50,000-plus	16	1993	

BY TEAM

	ATTENDANCE	DATE	D/N
Arizona	35,093	8/26/01	D
Atlanta	60,120	5/6/73	D
Chicago	61,177	7/15/77	TWN
Cincinnati	63,816	7/3/84	N
Colorado	58,627	4/11/94	D
Florida	58,508	6/20/93	D
Houston	57,386	6/10/81	N
Los Angeles	60,942	7/5/76	N
Milwaukee	55,393	7/3/98	N
Montreal	55,352	4/10/71	D
New York Mets	63,283	7/4/77	N
Pittsburgh	63,346	8/10/79	TWN
St. Louis	60,561	8/10/81	N
San Diego	57,521	7/3/93	N
San Francisco	63,501	7/5/82	N

SEASON

	ATTENDANCE	DATE
Home Total	3,137,674	1993
Home Average	39,221	80 dates, 1993
Road Total	2,666,219	1993
Road Average	32,916	81 dates, 1993
4 games, 4 days	185,679	FLA (6/17-18-19-20/93)
4 games, 3 days	157,575	PIT (8/10-11-13/79)
3 games, 3 days	174,953	ATL (9/26-27-28/03)
5 games, 4 days	186,389	MTL (7/6-7-8-9/78)
2 games, 2 days	85,971	SF (7/5-6/82)
6-date homestand	289,883	STL-PIT (7/27-8/1/93)

TOP TEN

REGULAR SEASON ONLY

63,816	7/3/84	CIN-N
63,501	7/5/82	SF-N
63,346	8/10/79	PIT-TWN
63,283	7/4/77	NYM-N
61,777	7/15/77	CHI-TWN
61,475	7/3/86	CIN-N
61,068	9/1/03	BOS-D
60,985	4/9/93	CHI-D
60,960	6/22/03	BOS-D
60,942	7/5/76	LA-N

OVERALL

67,064	10/16/83	WS #5
66,947	10/15/83	WS #4
65,838	10/21/80	WS #6
65,792	10/14/83	WS #3
65,791	10/14/80	WS #1
65,775	10/15/80	WS #2
65,476	10/8/80	LCS #2
65,277	10/7/80	LCS #1
64,924	10/8/77	LCS #4
63,974	7/13/76	ASG

SMALLEST VET CROWDS

There were 61 crowds under 10,000 in the 33-year history of Veterans Stadium.

The "Top" 10:

1.	4,149	5/06/74
2.	4,288	5/07/74
3.	5,057	9/12/72
4.	5,081	5/08/74
5.	5,130	4/12/73
6.	5,297	9/19/91*
7.	5,311	4/18/72
8.	5,335	9/27/72
9.	5,466	7/06/72
10.	5,477	4/29/75

*The game on 9/19/91 was originally scheduled to be played in Montreal, but was moved to the Vet because of fallen concrete at Olympic Stadium.

ALL-TIME WIN/LOSS RECORDS

RECORD VS OPPONENTS SINCE 1883

FRANCHISE	RECORD	PCT.
Arizona	18-29	.383
Atlanta-Milwaukee-Boston	1014-1132	.473
Chicago	1052-1183	.471
Cincinnati	890-1087	.450
Colorado	50-42	.543
Florida	85-71	.545
Houston	266-242	.524
Los Angeles-Brooklyn	863-1112	.437
Milwaukee*	24-19	.558
Montreal	292-284	.507
New York Mets	381-328	.537
Pittsburgh	1009-1163	.465
St. Louis	859-1122	.434
San Diego	204-181	.530
San Francisco-New York	874-1209	.420

* Milwaukee switched to the NL in 1998.

REGULAR SEASON RECORD

ON THE ROAD

BALLPARK (OPENING YEAR)	RECORD	PCT.
Bank One Ballpark (1998)	6-16	.273
Turner Field (1997)	19-34	.358
Wrigley Field (1916)	368-462-4	.443
Great American Ball Park (2003)	3-3	.500
Coors Field (1995)	15-21	.417
Joe Robbie Stadium/ Pro Player (1993)	34-45	.430
Enron Field/Minute Maid (2000)	7-8	.467
Dodger Stadium (1962)	116-144	.446
Miller Park (2001)	4-5	.444
Olympic Stadium (1977)	103-109	.486
Shea Stadium (1964)	175-162-1	.519
PNC Park (2001)	3-6	.333
Busch Stadium (1966)	119-161-1	.425
Jack Murphy Stadium/ Qualcomm (1969)	95-97	.495
Pacific Bell Park/SBC (2000)	3-12	.200

INTERLEAGUE PLAY

YEAR	W-L	HOME	ROAD
1997	5-10	4-2	1-8
1998	7-9	3-5	4-4
1999	11-7	5-4	6-3
2000	9-9	5-4	4-5
2001	7-11	4-5	3-6
2002	10-8	3-6	7-2
2003	8-7	4-5	4-2
Totals	57-61	28-31	29-30

TEAM	RECORD	PCT.	BALLPARK	RECORD	PCT.
Anaheim	1-2	.333	Angel Stadium	1-2	.333
Baltimore	16-17	.485	Oriole Park	10-8	.556
Boston	11-8	.579	Fenway Park	5-6	.455
Chicago	1-2	.333			
Cleveland	2-1	.667	Jacobs Field	2-1	.667
Detroit	4-2	.667	Comerica Park	3-0	1.000
Minnesota	1-2	.333			
New York	7-8	.467	Yankee Stadium	1-5	.167
Oakland	2-1	.667			
Seattle	0-3	.000			
Tampa Bay	4-8	.333	Tropicana Field	2-4	.333
Toronto	8-7	.533	SkyDome	4-2	.667

BEST/WORST HOMESTANDS & ROAD TRIPS

Minimum 6 games, since 1911

BEST HOMESTANDS

Pct.	W-L	Dates	Opponents
1.000	8-0	June 30-July 7, 1977	PIT, NYM
1.000	7-0	Sept. 24-28, 1929	BKN, BOS
1.000	7-0	May 13-18, 1975	CIN, ATL
1.000	7-0	August 6-12, 1991	CHI, MTL
.889	8-1	May 27-June 4, 1986	SF, SD, LA
.889	8-1	May 3-12, 2002	COL, HOU, ARI
.875	14-2	July 14-24, 1955	MIL, CHI, CIN, STL
.857	6-1	Sept. 12-18, 1986	NYM, PIT, STL
.857	6-1	Sept. 1-7, 2003	BOS, MTL, NYM
.846	11-2	July 22-Aug. 3, 1952	PIT, CHI, CIN, STL
.833	10-2	July 29-Aug. 11, 1977	SF, SD, LA, MTL
.833	5-1	May 27-30, 1929	BOS
.833	5-1	July 8-12, 1953	BKN, PIT
.833	5-1	Sept. 10-16, 1965	STL, MIL
.833	5-1	April 12-20, 1983	NYM, ATL, CHI
.833	5-1	Sept. 23-27, 1992	CHI, STL
.833	5-1	April 9-14, 1993	CHI, CIN
.833	5-1	May 7-12, 1993	STL, PIT
.833	5-1	July 27-Aug. 1, 1993	STL, PIT
.833	5-1	August 10-15, 1993	MTL, NYM
.833	5-1	April 7-13, 1998	FLA, ATL
.833	5-1	August 7-12, 2001	SD, LA
.833	5-1	April 22-27, 2003	COL, SF
.833	5-1	August 12-17, 2003	MIL, STL
.800	8-2	August 21-30, 1970	HOU, CIN, ATL
.800	8-2	Sept. 12-20, 1983	NYM, MTL, STL, CHI
.800	8-2	May 12-22, 1994	PIT, MTL, NYM
.800	8-2	August 18-27, 1995	SF, SD, LA

WORST HOMESTANDS

Pct.	W-L	Dates	Opponents
.000	0-7	Sept. 21-27, 1964	CIN, MIL
.100	1-9-1	July 6-20, 1941	NYG, PIT, STL, CHI, CIN
.111	1-8	May 4-13, 1937	CHI, PIT, CIN, STL
.111	1-8	August 20-29, 1979	ATL, HOU, CIN
.125	1-7	June 13-22, 1961	STL, CIN, PIT
.143	1-6	June 18-22, 1929	BOS, NYG
.143	1-6	Sept. 23-28, 1939	BKN, BOS, NYG
.143	1-6	May 16-26, 1960	STL, CHI, LA, SF
.143	1-6	April 10-16, 1987	CHI, NYM
.143	1-6	June 24-July 2, 1921	NYG, BKN
.143	1-6	July 1-7, 1991	STL, NYM
.143	1-6	June 27-July 3, 1995	CIN, ATL
.143	1-6	August 8-14, 1995	NYM, MTL
.143	1-6	Sept. 3-9, 1999	CIN, HOU

BEST ROAD TRIPS

Pct.	W-L	Dates	Opponents
1.000	7-0	July 11-15, 1968	PIT, NYM
1.000	6-0	April 14-21, 1915	BOS, NYG
.875	7-1	Sept. 22-28, 1983	MTL, STL, CHI
.875	7-1	July 1-6, 1958	PIT, MIL, CIN
.857	6-1	Aug. 29-Sept. 2, 1929	BOS, BKN, NYG
.857	6-1	May 29-June 4, 1967	SF, LA, HOU
.857	6-1	April 12-18, 1911	NYG, BOS
.857	6-1	May 2-8, 1995	CIN, ATL
.857	6-1	June 19-25, 1995	NYM, STL
.833	5-1	May 26-30, 1954	BKN, PIT
.833	5-1	May 18-22, 1974	PIT, STL
.833	5-1	April 14-21, 1976	MTL, CHI, PIT
.833	5-1	May 28-June 2, 1993	COL, CIN
.833	5-1	May 12-17, 1995	HOU, FLA
.833	5-1	May 7-12, 1999	COL, STL
.833	5-1	June 7-12, 2002	DET, CLE
.833	5-1	August 20-25, 2002	MIL, STL
.833	5-1	June 24-29, 2003	ATL, BAL
.818	9-2	June 24-July 2, 1969	NYM, MTL, PIT
.818	9-2	May 9-20, 1984	HOU, SD, LA, SF

WORST ROAD TRIPS

Pct.	W-L	Dates	Opponents
.000	0-7	April 23-29, 1938	BOS, NYG, BKN
.000	0-7	August 2-6, 1961	CIN, STL
.000	0-7	July 19-25, 1968	CIN, STL
.000	0-7	June 26-July 2, 1997	ATL, BAL
.000	0-7	Aug. 27-Sept. 2, 1999	COL, SF
.000	0-6	June 27-July 3, 1919	BKN, BOS
.000	0-6	April 17-22, 1934	NYG, BKN
.000	0-6	Aug. 10-16, 1942	BKN, NYG
.000	0-6	May 19-25, 1975	HOU, CIN
.000	0-6	June 22-27, 1990	NYM, PIT
.000	0-6	June 13-19, 1996	COL, STL
.091	1-10	Aug. 11-20, 1961	PIT, CHI, MIL
.100	1-9	May 22-June 1, 1972	MTL, PIT, NYM
.111	1-8	Aug. 16-24, 1988	LA, SF, SD
.111	1-8	May 23-31, 1989	LA, SF, SD
.111	1-8	July 28-Aug. 6, 1995	CHI, ATL, CIN
.143	1-6	April 20-27, 1994	SF, SD, LA
.143	1-6	May 5-11, 1994	FLA, ATL
.143	1-6	May 26-June 1, 1997	CIN, NYM
.143	1-6	April 18-24, 2000	ATL, FLA
.143	1-6	May 13-19, 2002	HOU, ARI
.154	2-11	July 2-12, 1992	LA, SF, SD

BEST/WORST VS CLUBS

vs Each Opponent Since 1969

	BEST HOME	WORST HOME	BEST ROAD	WORST ROAD	BEST OVERALL	WORST OVERALL
ARI	5-1 1998	1-5 2000	2-1 1998, 2001	0-6 1999	7-2 1998	1-8 1999, 2000
ATL	6-0 1977	1-5 3 times Last: 1997	5-1 1976, 86	0-6 1985	10-2 1977	2-10 1985, 97
CHI	8-1 3 times Last: 1983 (5-1, 1999)	2-7 1975	8-1 1971 (2-0, 2003)	2-7 6 times Last: 1990	14-4 1978 (5-1, 2003)	5-13 1985
CIN	5-1 1975	0-6 1996	3-0 2001, 2002 (5-1, 3 times, last: 1989)	0-6 3 times Last: 1977	8-4 1989, 93 (4-2, 2001, 02)	2-10 1969, 72, 96
COL	4-2 3 times Last: 1997 (3-0, 2002, 03)	2-4 2000 (1-2, 1999)	5-1 1993	2-4 1996 (0-3, 2002)	9-3 1993	3-6 2000
FLA	9-1 2001	4-5 2002 (4-6, 2003)	5-1 1999	1-6 2000	11-2 1999	4-9 2000
HOU	6-0 1977, 81 (3-0, 2002)	0-4 1999	5-1 1983, 95	0-6 1972 (0-3, 1998, 2002)	9-3 1980	2-10 1996 (1-6, 1999)
LA	6-0 1979 (3-0, 2001, 03)	0-6 1988 (0-5, 1997)	5-1 5 times Last: 1993	0-6 1983 (0-3, 2001)	10-2 1987, 93	1-11 1983, 88 (1-10, 1997)
MIL	3-0 1998, 2002	1-2 2001	3-1 2000	0-3 2003 (2-4, 1998, 99)	5-1 2002	4-5 1999
MTL	8-1 1976, 2003	1-8 1969	7-2 1976	2-7 1972	15-3 1976	5-13 1973
NYM	8-1 1977	1-8 1972 (1-5, 1998)	8-1 1980 (6-1, 1993)	1-8 1987	10-3 1993 (13-5, 3 times)	5-13 4 times Last: 1987
PIT	8-1 1974, 75 (5-1, 1998; 3-0, 2001)	3-6 5 times Last: 1990 (2-4, 2000)	5-4 8 times Last: 1987 (3-0, 1998)	1-8 3 times Last: 1992 (0-3, 2002)	8-1 1998	4-14 1970
STL	6-0 1993 (3-0, 2003; 7-2, 4 times)	1-5 2000	7-2 1983 (3-0, 2002)	2-7 4 times Last: 1992 (1-5, 1996; 0-3, 1998, 2001)	14-4 1983	2-7 2000
SD	5-1 6 times Last: 1991	2-4 6 times Last: 1996 (0-3, 1998)	6-0 1970	0-6 1989 (0-3, 2000)	9-3 5 times Last: 1991	1-8 1998 (2-10, 1989)
SF	6-0 1986	1-5 1987 (0-4, 1998)	5-1 3 times Last: 1984	0-6 1969, 2000 (0-4, 1999)	10-2 1982	2-10 1987 (2-7, 2000)

BEST/WORST MONTHLY RECORDS

BEST

YEAR	W-L-T	PCT.
April		
1964	9-2	.818
1911	11-3	.786
1915	11-3	.786
1993	17-5	.773
1979	14-5-1	.750
May		
1976	22-5	.815
1995	21-7	.750
2001	20-8	.714
1913	17-7	.708
1982	19-8	.704
June		
1983	14-5-1	.737
1905	18-8	.692
1976	20-9	.690
1949	20-11	.645
1975	20-11	.645
July		
1952	22-10	.688
1912	21-10	.677
1963	21-10	.677
1987	18-9	.667
1957	20-11	.645
Most Wins: 22 - 1950, 1952		
August		
1977	22-7	.759
1950	20-8-1	.707
1991	20-9	.690
1917	21-11	.656
1964	19-10	.655
September		
1983	22-7	.759
1916	22-9-1	.688
1962	15-7	.682
1915	21-10	.677
1977	19-10	.655
October		
1976	3-0	1.000
1974	2-0	1.000
1989	1-0	1.000
1980	4-1	.800
1982	2-1	.667
1986	2-1	.667

WORST

YEAR	W-L-T	PCT.
April		
1938	1-10	.091
1935	2-9-2	.154
1904	2-8-1	.182
1946	2-9	.182
1924	2-6-1	.222
Most Losses: 17 - 2000		
May		
1928	3-22	.120
1904	4-19	.211
1923	7-23	.233
1961	6-18	.250
1945	7-20	.259
June		
1997	4-22	.154
1936	4-19	.174
1921	5-21	.192
1938	5-20	.200
1942	5-19	.208
Most Losses: 24 - 1945		
July		
1928	6-22	.214
1941	6-20-1	.223
1939	7-23	.233
1930	8-25	.242
1961	8-23	.258
August		
1936	4-24	.143
1934	4-21	.160
1927	7-25-1	.212
1961	7-26	.212
1903	4-13-1	.222
September		
1939	6-27	.182
1924	6-21	.222
1942	6-21	.222
1927	6-20	.231
1938	7-22-1	.233
October		
1987	0-3	.000
1978	0-1	.000
1995	0-1	.000
2000	0-1	.000
1990	1-2	.333
1993	1-2	.333
1999	1-2	.333
Most Losses: 4 - 1985		

RUNS, HITS – GAME/INNING

MOST RUNS, GAME - PHILLIES

RUNS	OPPONENT	DATE
26	vs NYM	6/11/1985
23	vs PIT	7/13/1900
23	at CHI	8/25/1922
23*	at CHI	5/17/1979
21	vs CIN	5/15/1911
21	at CIN	9/14/1920
21	vs CHI	7/3/1999
20	at CIN	5/11/1900
20	at STL	5/11/1923
19	vs CIN	6/24/1901
19	vs PIT	5/11/1911
19	at CIN	5/22/1937
19	vs CHI	6/23/1986
18	13 times; last: at ATL	9/9/2003

OPPONENTS

RUNS	OPPONENT	DATE
28	vs STL	7/6/1929
26	at CHI	8/25/1922
24	at CIN	5/13/1902
24	vs NYG	9/2/1925
23	vs STL	9/16/1926
23	vs NYG	7/11/1931
22	vs NYG	6/1/1923
22	at BKN	6/6/1930
22	vs BKN	9/23/1939
22*	at CHI	5/17/1979
22	vs CIN	9/4/1999
21	seven times	

MOST RUNS, SHUTOUT GAME - PHILLIES

RUNS	OPPONENT	DATE
18	at PIT	7/11/1910
18	at CIN	8/10/1930
18	vs CIN	7/14/1934
17	at PIT	5/20/1951
16	vs HOU	9/10/1963
15	at BOS	7/3/1928
15	at NYG	5/22/1936
14	vs STL	6/13/1922
14	vs FLA	9/16/2003
13	vs BOS	9/5/1910
13	at BOS	9/8/1913
13	at CHI	6/12/1915
13	at MTL	6/19/1994

OPPONENTS

RUNS	OPPONENT	DATE
15	vs NYG	4/30/1918
15	vs CHI	6/12/1935
15	vs CHI	9/26/1944
15	at BKN	8/16/1952
14	vs BKN	7/4/1942
14	vs STL	8/6/1980
14	at CHI	9/27/1981
13	at PIT	8/8/1911
13	at NYG	9/4/1920
13	vs PIT	7/4/1945

MOST RUNS, INNING - PHILLIES

RUNS	INN	OPPONENT	DATE
13	4th	at CIN	4/13/2003
12	6th	vs CHI	7/21/1923
11	2nd	vs CIN	7/14/1934
11	7th	at SF	7/15/1972
11	3rd	at STL	9/24/1981
11	8th	at MIL	9/22/1999
10	5th	at PIT	7/20/1938
10	7th	at BOS	6/20/1943
10	8th	vs NYG	9/4/1944
10	1st	vs NYG	8/13/1948
10	8th	vs CIN	6/2/1949
10	1st	vs CHI	8/5/1975
10	8th	at SF	8/21/1984
10	1st	vs PIT	5/22/1934
10	5th	vs CHI	6/13/1937
10	5th	vs CIN	8/3/1969
10	7th	at HOU	6/11/1974
10	1st	vs PIT	6/8/1989
10	1st	vs MTL	6/2/2002

OPPONENTS

RUNS	INN	OPPONENT	DATE
14	4th	at CHI	8/25/1922
12	3rd	vs STL	9/16/1926
12	6th	vs CHI	8/21/1935
12	8th	at CHI	5/5/1938
12	8th	vs BKN	5/24/1953
12	8th	vs HOU	5/31/1975
11	9th	vs NYG	8/4/1934
11	7th	at CHI	5/5/1946
10	2nd	at CHI	8/25/1922
10	1st	vs STL	7/6/1929
10	5th	vs STL	7/6/1929
10	3rd	vs NYG	7/10/1930

MOST HITS, GAME - PHILLIES

HITS	OPPONENT	DATE
27	vs PIT	7/23/1930
27	vs NYM	6/11/1985
26	at CHI	8/25/1922
25	vs CIN	6/24/1901
24*	at CHI	4/17/1976
24*	at CHI	5/17/1979
24*	at LA	5/19/1990
23	nine times	

OPPONENTS

HITS	OPPONENT	DATE
28	at CIN	5/13/1902
28	vs STL	7/6/1929
28	vs NYG	7/11/1931
27	vs PIT	8/8/1921
27	vs BKN	9/23/1939
26	vs NYG	7/10/1930
26	vs STL	9/23/1930
26*	at CHI	5/17/1979
25	eight times	

* Extra-inning game

BIG INNINGS

MOST RUNS SCORED PER INNING

INNING	PHILLIES	OPPONENT
1st	10 8/13/1948 vs NYG	10 7/6/1929 vs STL
	10 8/5/1975 vs CHI	10 5/22/1934 vs PIT
	10 6/2/2002 vs MTL	10 6/8/1989 vs PIT
2nd	11 7/14/1934 vs CIN (1st gm)	10 8/25/1922 at CHI
3rd	11 9/24/1981 at STL	12 9/16/1926 vs STL (1st gm)
4th	13 4/13/2003 at CIN	14 8/25/1922 at CHI
5th	10 7/20/1938 at PIT (1st gm)	10 7/6/1929 vs STL
		10 6/13/1937 vs CHI (1st gm)
		10 8/3/1969 vs CIN
6th	12 7/21/1923 vs CHI (1st gm)	12 8/21/1935 vs CHI (2nd gm)
7th	11 7/15/1972 at SF	11 5/5/1946 at CHI
8th	11 9/22/1999 at MIL	12 5/5/1938 at CHI
		12 5/24/1953 vs BKN (none out)
		12 5/31/1975 vs HOU
9th	9 7/6/1918 at CIN	11 8/4/1934 vs NYG (2nd gm)
	9 8/21/1990 at LA	
10th	5 5/6/1960 at LA	9 8/24/1947 vs CIN
		9 5/28/1995 vs SD
11th	5 5/6/1966 vs PIT	7 6/10/1984 vs PIT
	5 5/1/1968 at NYM	
	5 5/20/1978 at NYM	
12th	4 9/17/1989 vs STL (1st gm)	7 5/8/1949 vs CIN
13th	3 5/7/1977 at LA	3 5/15/1946 vs CHI
14th	5 8/19/1916 at CIN	5 5/9/1970 vs LA
15th	3 7/21/1956 at MIL	5 8/26/1919 vs CIN (2nd gm)
	3 6/30/1961 vs SF	
17th		5 9/13/1974 vs STL
19th	3 4/30/1919 vs BKN	3 4/30/1919 vs BKN

BROTHERS WHO PLAYED FOR THE PHILLIES

Dave and Dennis Bennett*
 Dino and Lou Chiozza*
 Ed and Tom Delahanty*
 Garvin and Granny Hamner*
 Fritz and George Knothe
 Frank and Tom Maher*
 Charlie and Luther Roy
 Bill and Roy Thomas*
 Jim and Wally Westlake

*were teammates

STREAKS

CLUB

Winning (Since 1887)

16	1887, 1890, 1892
13	1977 (5 road), 1991 (4 road)
11	1955 (all home)
11	1983 (6 road)
10	1901
10	1984 (9 road)
9	1905, 1969 (all road)

Consecutive Wins - Home

16	1977, 1991
14	1890
11	1916, 1955, 1977

Consecutive Wins - Road

13	1976	(CHI, PIT, ATL, HOU, STL)
10	1969	(NYM, MTL, PIT, CHI)
9	1984	(LA, SD, SF)
8	2002	(MIL, STL, NYM)

Losing (Since 1900)

23	1961
14	1927, 1936
13	1919 (twice), 1942, 1955
12	1904, 1922, 1928 (twice), 1944
11	1925, 1930, 1939, 1985, 1989, 1997, 1999
10	1903, 1924, 1928 (twice), 1931, 1939, 1948, 1956, 1961, 1962, 1964, 1970, 1972

Consecutive Losses - Home

12	1928
10	1936, 1972
9	1955

Consecutive Losses - Road

17	1961
14	1996
13	1919, 1927, 1948, 1997
12	1928, 1999
11	1972
10	1928, 1931, 1939, 1956, 1971, 1975, 1990

HITTING STREAKS

36	Billy Hamilton, 1894 (LH)	20	Chuck Klein, 1932 (LH)	18	Ricky Jordan, 1988 +
31	Ed Delahanty, 1899 *	20	Richie Ashburn, 1951 (LH)	18	Mariano Duncan, 1993
26	Chuck Klein, 1930 (LH) *	20	Pancho Herrera, 1960 ♦ +	18	Doug Glanville, 1998
26	Chuck Klein, 1930 (LH) *	20	Garry Maddox, 1978	17	Pinky Whitney, 1930
24	Willie Montanez, 1974 (LH) *	19	Gavvy Cravath, 1917 *	17	Chuck Klein, 1931 (LH)
23	Goldie Rapp, 1921 (SW) ♦ +	19	Pinky Whitney, 1928	17	Richie Ashburn, 1950 (LH)
23	Johnny Moore, 1934 (LH)	19	Mickey Haslin, 1935	17	Mel Clark, 1952 +
23	Richie Ashburn, 1948 (LH) ♦ +	19	Del Ennis, 1947	17	Del Ennis, 1955
23	Pete Rose, 1979 (SW) *	19	John Kruk, 1989 (LH)	17	Tony Gonzalez, 1962 (LH)
23	Lonnie Smith, 1981 ♦ +	18	Gene Paulette, 1920	17	Mike Schmidt, 1979
23	Lenny Dykstra, 1990 (LH) *	18	Irish Meusel, 1921	17	Pete Rose, 1981 (SW)
22	Chuck Klein, 1931 (LH) *	18	Pinky Whitney, 1931	17	Juan Samuel, 1988
22	Chick Fullis, 1933	18	Richie Ashburn, 1955 (LH)	17	Bobby Abreu, 2002 (LH)
21	Irish Meusel, 1920	18	Willie Jones, 1956		
21	Danny Litwhiler, 1940 ♦ +	18	Larry Bowa, 1970 (SW) +		
21	Pete Rose, 1982 (SW)	18	Larry Bowa, 1981 (SW)		

* Led League
♦ Tied for League Lead
+ Rookie

PITCHING STREAKS

Wins

15	Steve Carlton, 1972 (LH)
12	Charles Ferguson, 1886
10	Togie Pittinger, 1905
10	Tully Sparks, 1907
10	Grover Alexander, 1913
10	Earl Moore, 1910
9	Grover Alexander, 1915
9	Ken Heintzelman, 1949 (LH)
9	Robin Roberts, 1952
8	done 17 times, last by Rheal Cormier, 2003

Losses

12	John Coleman, 1883	10	John Singleton, 1922
12	Russ Miller, 1928	10	Max Butcher, 1939
12	Hugh Mulcahy, 1940	10	Murry Dickson, 1954
12	Ken Reynolds, 1972 (LH)	10	Art Mahaffey, 1961
11	Lee Grissom, 1941 (LH)		
11	John Buzhardt, 1960		
11	Barry Lersch, 1971		
11	Bill Champion, 1972		
11	Kyle Abbott, 1992 (LH)		
10	John McFetridge, 1903		
10	Tully Sparks, 1904		

* LHP Matt Beech lost 11 straight in 1996-97 combined

LONG GAMES

LONGEST EXTRA-INNING GAMES

INNINGS	DATE	CLUBS/SCORE	H/R
21	7/17/1918	Chicago 2	Phillies 1
20	8/24/1905	Chicago 2	Phillies 1
20	4/30/1919	Phillies 9	Brooklyn 9
20	5/4/1973	Phillies 5	Atlanta 4
20	7/7/1993	Phillies 7	Los Angeles 6
19	6/13/1918	Phillies 8	St. Louis 8
19	9/15/1950	Phillies 8	Cincinnati 7
18	6/1/1919	Phillies 10	Brooklyn 9
18	6/9/1949	Phillies 4	Pittsburgh 3
18	10/2/1965	Phillies 0	New York 0
18	5/21/1967	Phillies 2	Cincinnati 1
18	8/1/1972	New York 3	Phillies 2
17	9/2/1908	Phillies 3	Brooklyn 2
17	9/6/1952	Phillies 7	Boston 6
17	6/2/1972	Cincinnati 6	Phillies 3
17	9/13/1974	St. Louis 7	Phillies 3
17	8/21/1980	Phillies 9	San Diego 8
17	9/21/1981	Montreal 1	Phillies 0
17	6/27/1986	Phillies 2	St. Louis 1
17	6/27/2003	Phillies 4	Baltimore 2

LATEST ENDING GAMES

- 4:40 a.m. - vs San Diego, July 2, 1993 (DH & rain)
- 3:23 a.m. - vs Montreal, August 10, 1977 (DH & rain)
- 3:15 a.m. - vs New York, September 26, 1975 (DH & rain)
- 3:11 a.m. - vs San Francisco, June 9, 1980 (rain)
- 2:13 a.m. - vs New York, July 26, 1988 (rain)
- 2:06 a.m. - vs St. Louis, September 13, 1974 (x-inning & rain)
- 2:06 a.m. - vs Florida, June 12, 2000 (rain)

LONGEST RAIN DELAYS

- 5 hours, 54 minutes - vs San Diego, July 2, 1993 (three delays in game 1 of 1:10, 1:56 and 2:48)
- 5 hours - vs San Francisco, June 9, 1980 (two delays of 1:28 and 3:32)
- 4 hours, 56 minutes* - vs Montreal, August 10, 1977; DH (two delays in game 1 of 1:03 and 2:27; 1:26 delay in game 2)
- 3 hours, 51 minutes - at Colorado, June 15, 1995
- 3 hours, 34 minutes - vs Florida, June 12, 2000 (two delays of :59 and 2:35)
- 3 hours, 32 minutes - vs San Francisco, June 9, 1980 (2nd delay)
- 3 hours, 30 minutes - vs Montreal, August 10, 1977 (two delays in game 1 of 1:03 and 2:27)
- 3 hours, 25 minutes - vs New York, July 26, 1988
- 3 hours, 10 minutes - at Montreal, October 4, 1980

*Combined delay for both games of doubleheader.

INDIVIDUAL BATTING RECORDS

Since 1900; 9 innings, unless indicated

KEY: (ML) Major League record; (MLT) Major League record tied; (NL) Nat'l League record; (NLT) Nat'l League record tied.

MOST YEARS

Career—18, Mike Schmidt

MOST GAMES

Season—163, Pete Rose, 1979

Rookie—162, Dick Allen, 1964 (NLT)

Career—2,404, Mike Schmidt

Consecutive—730, Richie Ashburn, 7/7/50-ended with 1955 opener; 533, Fred Luderus, 6/12/1916-ended with 1920 opener

MOST AT-BATS

Inning—Unknown (NL record: 3, several times)

Game—7, Russ Wrightstone, 8/25/1922 vs CHI; Rick Schu, 6/11/1985 vs NYM; Juan Samuel, 6/11/1985 vs NYM; Dickie Thon, 5/19/1990 at LA and 5/17/1991 vs CHI; Lenny Dykstra, 5/19/1990 at LA; Tom Herr, 5/19/1990 at LA; Charlie Hayes, 8/14/1990 vs SF and 9/23/1990 vs MTL; Dale Murphy, 5/17/1991 vs CHI; Von Hayes, 6/5/1991 at ATL (MLT)

Extra-inning game—10, Del Ennis, 9/15/1950 (2) vs CIN (19 inn.)

Season—701, Juan Samuel, 1984 (NL)

Rookie—701, Juan Samuel, 1984 (ML)

Career—8,352, Mike Schmidt

No hits, pitcher, season—31, Don Carman, 1986; 30, Rick Wise, 1966

MOST RUNS SCORED

Inning—2, held by many; last: Marlon Byrd, 7/24/2003, 6th, at CHI (NLT)

Game—5, John Titus, 6/4/1912 vs PIT; Denny Sothorn, 6/6/1930 vs CIN; Lou Chiozza, 4/19/1935 vs NYG; Don Demeter, 9/21/1961 at LA; John Kruk, 8/10/1989 at CHI; Mariano Duncan, 5/3/1992 at SF

Season—158, Chuck Klein, 1930 (NL)

Rookie—125, Dick Allen, 1964

Career—1,506, Mike Schmidt

Consecutive game streak—15, Lenny Dykstra, 1993

MOST HITS

Inning—2, held by many; last: Placido Polanco, 7/24/2003, 6th, at CHI

Game—6, Connie Ryan, 4/16/1953 at PIT (4 IB, 2 2B)

First game—4, Edwin Freed, 9/11/1942 vs CIN (1B, 2 2B, 3B) (MLT)

Season—254, Lefty O'Doul, 1929 (LH) (NLT); 213, Dave Cash, 1975 (RH)

Rookie—201, Dick Allen, 1964

Career—2,234, Mike Schmidt

Consecutive hits—9, Dave Phillely, 1958-59 (pinch-hits - NL); Dick Sisler, 1950; Eddie Waitkus, 1950

Consecutive game hit streak—26, Chuck Klein, 1930 (twice)

Consecutive game hit streak, rookie—23, Goldie Rapp, 1921; Richie Ashburn, 1948

MOST SINGLES

Inning—2, held by many; last: Placido Polanco, 7/24/2003, 6th, at CHI

Game—5, 15 times; last: Jimmy Rollins, 8/11/2002 at LA

Season—181, Lefty O'Doul, 1929 & Richie Ashburn, 1951 (LH); 167, Dave Cash, 1974 (RH)

Rookie—134, Fresco Thompson, 1927 (RH); 131, Richie Ashburn, 1948 (LH)

Career—1,811, Richie Ashburn

MOST DOUBLES

Inning—2, Rick Schu, 10/3/1985, 3rd, at MTL (MLT)

Game—4, Sherry Magee, 6/17/1914 vs STL; Gavy Cravath, 8/8/1915 at CIN and 6/23/1919 vs BOS; Denny Sothorn, 6/6/1930 vs CIN; Dick Bartell (consecutive-MLT), 4/25/1933 vs BOS; Willie Jones (consecutive-MLT), 4/20/1949 at BOS

Season—59, Chuck Klein, 1930 (LH); 48, Dick Bartell, 1932 (RH)

Rookie—39, Kiddo Davis, 1932

Career—408, Mike Schmidt

MOST TRIPLES

Inning—1, held by many

Game—3, Harry Wolverton, 7/13/1900 at PIT (MLT)

Season—19, Juan Samuel, 1984 (RH); 17, Elmer Flick, 1901 (LH)

Rookie—19, Juan Samuel, 1984

Career—127, Sherry Magee

MOST HOME RUNS

Inning—2, Andy Seminick, 6/2/1949, 8th, vs CIN; Von Hayes, 6/11/1985, 1st, vs NYM (MLT)

Game—3, 18 times, last: Mike Lieberthal, 8/10/2002 at LA

Extra-inning game—4, Chuck Klein, 7/10/1936 at PIT (10 inn.); Mike Schmidt, 4/17/1976 at CHI (10 inn.) (MLT)

Game, pitcher—2, Jack Knight, 6/24/1926, 1st gm., at NYG; Phil Collins, 7/22/1930 vs PIT; Rick Wise, 6/23/1971 at CIN and 8/28/1971 vs SF; Larry Christenson, 9/5/1976 vs NYM; Randy Lerch, 9/30/1978 at PIT; Robert Person, 6/2/2002 vs MTL

Consecutive games—5, Dick Allen, 1969; Mike Schmidt, 1979

Consecutive games, pitcher—4, Ken Brett, 6/9-13-18-23/1973 (ML)

3 consecutive games—6, Mike Schmidt, 4/17-18-20/1976 (MLT)

4 consecutive games—7, Mike Schmidt, 4/17-18-20-21/1976

5 consecutive games—7, Mike Schmidt, 7/6-7-8-9-10/1979 (NLT)

First at-bat—Emmett Mueller, 4/19/1938 vs BKN; Eddie Sanicki, 9/14/1949 at PIT; Ricky Jordan, 7/17/1988 vs HOU; Marlon Anderson, 9/8/1998 vs NYM

Season—48, Mike Schmidt, 1980 (RH); 47, Jim Thome, 2003 (LH)

Rookie—30, Willie Montanez, 1971 (LH); 29, Dick Allen, 1964 (RH)

Career—548, Mike Schmidt

At home, season—29, Chuck Klein, 1932

On road, season—29, Mike Schmidt, 1979

At home, career—265, Mike Schmidt

On road, career—283, Mike Schmidt

Grand slams, game—1, held by many; last: Mike Lieberthal, 9/16/2003 vs FLA

Grand slams, extra-inning game—8 players; last: Dale Murphy, 8/6/1991 vs CHI (11th inn.) 6-2 W

Grand slams, pitcher, game—1, 11 times, last: Robert Person, 6/2/2002 vs MTL (Chen)

Grand slams, season—4, Vince DiMaggio, 1945

Grand slams, career—7, Mike Schmidt

INDIVIDUAL BATTING RECORDS

Multi-HR games, season—7, Dick Allen, 1968 (RH); 6, Cy Williams, 1923; Chuck Klein, 1931; Jim Thome, 2003 (LH)

Home runs in consecutive at-bats—4, Deron Johnson, 7/10 (1) & 7/11/1971 (3) vs MTL; Mike Schmidt, 4/17/1976 at CHI (10 inn.); Mike Schmidt, 7/6 (1) & 7/7/1979 (3) vs SF; Benito Santiago, 9/14 (1) & 9/15/1996 (3) at CHI (MLT)

Home runs, 1st two batters, game—Juan Samuel & Von Hayes, 7/29/1984 vs MTL (Gullickson); Gary Redus & Juan Samuel, 7/7/1986 vs ATL (Palmer); Lenny Dykstra & Mickey Morandini, 4/16/1996 at MTL (Paniagua)

Home runs from both sides of the plate, game—Steve Jeltz, 6/8/1989 vs PIT; Tomas Perez, 7/24/2001 vs. MTL

Winning 1-0, extra-inning game—1, held by two: Ron Northey, 6/22/1944, 15th, at BOS, 1st game, & Juan Samuel, 8/20/1986, 10th, at SF

MOST EXTRA-BASE HITS

Game—Unknown (NL record: 5) ... last with 4: Rico Brogna, 8/25/1999 vs SD (2 2B, 2 HR)

Season—107, Chuck Klein, 1930 (LH) (NLT); 81, Mike Schmidt, 1980 (RH)

MOST TOTAL BASES

Inning—8, Andy Seminick, 6/2/1949, 8th, vs CIN; Von Hayes, 6/11/1985, 1st, vs NYM (MLT)

Game—Unknown (ML record: 18, Joe Adcock, MIL, 7/31/1954)

Extra-inning game—17, Mike Schmidt, 4/17/1976 at CHI (10 inn.)

Season—445, Chuck Klein, 1930 (LH) (NL); 352, Dick Allen, 1964 (RH)

Rookie—352, Dick Allen, 1964

Career—4,404, Mike Schmidt

MOST RUNS BATTED IN

Inning—5, Von Hayes, 6/11/1985, 1st, vs NYM; Bobby Abreu, 7/24/2003, 6th, at CHI

Two consecutive innings—7, Del Ennis, 7/27/1950, 7th/8th vs CHI (NLT)

Game—8, Kitty Bransfield, 7/11/1910 at PIT; Gavvy Cravath, 8/18/1915 vs PIT; Willie Jones, 8/20/1958 at STL; Mike Schmidt, 4/17/1976 at CHI (10 inn.)

Consecutive RBI games—10, Pinky Whitney, 1931

Season—170, Chuck Klein, 1930 (LH) (NL); 130, Greg Luzinski, 1977 (RH)

Rookie—103, Pinky Whitney, 1928

Career—1,595, Mike Schmidt

MOST SACRIFICE HITS

Game—3, Danny Jackson, 7/31/1993 vs PIT; Chad Ogea, 7/29/1999 vs FLA (NL record: 4, held by 2)

Season—43, Kid Gleason, 1905 (RH) (NL)

MOST SACRIFICE FLIES

Game—2, held by several; last: Felipe Crespo, 9/9/2001 at MTL

Season—13, Willie Montanez, 1971 (LH); Mike Schmidt, 1980 (RH)

Rookie—13, Willie Montanez, 1971 (MLT)

Career—108, Mike Schmidt

MOST WALKS

Inning—2, held by many; last: Jim Thome, 7/24/2003, 6th, at CHI (MLT)

Game—5, Dick Allen, 8/16/1968 vs SF; Von Hayes, 6/6/1990 at STL (NLT)

Extra-inning game—5, Andy Seminick, 9/30/1951 vs BKN (14 inn.); Richie Ashburn, 7/16/1954, at CIN, 1st gm. (10 inn.)

Doubleheader—6, Clay Dalrymple, 7/4/1967 (19 inn.) vs HOU (NLT)

Season—129, Lenny Dykstra, 1993 (LH); 128, Mike Schmidt, 1983 (RH)

Rookie—84, Ed Bouchee, 1957

Career—1,507, Mike Schmidt

MOST INTENTIONAL WALKS (SINCE 1955)

Inning—1, held by many

Game—Unknown (NL record: 3, held by many; 5, Andre Dawson, CHI, 5/22/1990, 16 inn.)

Season—26, Mike Schmidt, 1986

Rookie—14, Willie Montanez, 1971 (NL)

Career—202, Mike Schmidt

MOST HIT BY PITCH

Inning—1, held by many (NL record: 2)

Game—2, held by many; last: Chase Utley, 9/9/2003 at ATL

Season—19, Dave Hollins, 1992 (SW)

MOST STRIKEOUTS

Inning—2, Joe Oeschger, 8/26/1917, 3rd (MLT)

Game—5, Dick Allen, 6/28/1964, 1st gm., at STL; Scott Rolen, 8/23/1999 vs SD (NLT); Darren Daulton, 4/16/1991 at CHI (13 inn.)

Consecutive—10, Wayne Twitchell, 1973 (pitcher); 9, Adolfo Phillips, 1966 (outfielder)

Season—182, Jim Thome, 2003 (LH); 180, Mike Schmidt, 1975 (RH)

Rookie—168, Juan Samuel, 1984 (NL)

Fewest, season—8, Emil Verban, 1947

Career—1,883, Mike Schmidt

MOST STOLEN BASES

Inning—Unknown (NL record: 3, held by many)

Game—4, Sherry Magee, 7/12/1906 at STL and 8/31/1906 vs NYG

2nd, 3rd, home, game—Pete Rose, 5/11/1980 at CIN (NLT)

Steal of home, game—2, Sherry Magee, 7/20/1912 at CHI (MLT)

Season—72, Juan Samuel, 1984

Rookie—72, Juan Samuel, 1984

Career—387, Sherry Magee

HIGHEST BATTING AVERAGE

Season—398, Lefty O'Doul, 1929

Rookie—333, Richie Ashburn, 1948

Career—326, Chuck Klein

HIGHEST SLUGGING AVERAGE

Season—687, Chuck Klein, 1930

Rookie—557, Dick Allen, 1964

Career—546, Chuck Klein (LH); 531, Dick Allen (RH)

MOST GROUNDED INTO DOUBLE PLAYS

Game—3, Hal Irelan, 9/15/1914 vs BOS; Roy Hughes, 9/5/1939 vs NYG; Richie Ashburn, 6/28/1959 vs SF; Johnny Estrada, 5/30/2001 at NYM

Season—25, Del Ennis, 1950; Ted Sizemore, 1977

Fewest, season—1, Richie Ashburn, 1948

TEAM BATTING RECORDS

KEY: (ML) Major League record; (MLT) Major League record tied; (NL) Nat'l League record; (NLT) Nat'l League record tied.

MOST GAMES

Season—163, 1979; 1983; 1989

PLAYERS

Most, season—54, 1996

Fewest, season—23, 1915

MOST AT-BATS

Plate appearances, inning—Unknown (NL record: 21)

Plate appearances, game—66, vs CHI, 8/25/1922 (MLT); 63, 7/26/1994 at FLA; 72, at BAL, 6/28/2003 (17 inn)

Game—69, vs LA, 7/7/1993 (20 inn.); 53 vs CHI, 8/25/1922

Season—5,685 in 1993 (162 games); 5,667 in 1930 (156 games)

MOST RUNS

Inning—13, at CIN, 4/13/2003, 4th

Inning, opp.—14, at CHI, 8/25/1922, 4th

Consecutive scoreless innings—38, 7/21-26/1960

Game—26, vs NYM, 6/11/1985; W 26-7

Game, opp.—28, STL at PHI 6, 7/6/1929, 2nd gm. (NL)

Opening game—19, vs BOS, 4/19/1900 (10 inn.); W 19-17 (NL)

Shutout game—PHI 18, PIT 0, 7/11/1910; PHI 18, CIN 0, 8/10/1930; PHI 18, CIN 0, 8/14/1934

Shutout game, opp.—CHI 16, PHI 0, 5/4/1929

Most players scoring run, game—13, at CHI, 8/25/1922 (NLT)

Season—944 in 1930 (156 games)

Fewest, season—394 in 1942 (151 games)

MOST HITS

Inning—Unknown (NL record: 16)

Game—27, vs NYM, 6/11/1985

Game, opp.—30, vs NYG, 9/2/1925

Consecutive, start of game, none out—8, vs CHI, 8/5/1975 (ML)

Season—1,783 in 1930 (156 games) (ML)

Fewest, season—1,113 in 1907 (149 games)

MOST SINGLES

Inning—Unknown (NL record: 12)

Game—Unknown (NL record: 23) (PHI had 17 vs STL, 7/30/1996)

Season—1,268 in 1930 (156 games)

MOST DOUBLES

Inning—Unknown (NL record: 7)

Game—11, vs CHI, 6/23/1986 (since 1917)

Season—345 in 1930 (156 games)

MOST TRIPLES

Inning—Unknown (NL record: 4)

Game—5, vs CHI, 8/2/1986 (since 1917)

Season—82 in 1905 (155 games)

MOST HOME RUNS

Inning—5 vs CIN, 6/2/1949, 8th; Andy Seminick 2, Willie Jones, Schoolboy Rowe, Del Ennis (MLT)

—4, at CHI, 8/17/1985, 7th; Juan Samuel, Glenn

Wilson, Mike Schmidt (Von Hayes strikes out),

Darren Daulton

Game—7, vs NYM, 9/8/1998

Game, opp.—9, vs CIN, 9/4/1999

Most consecutive games, one home run—16 in 2002

Most consecutive games, no home runs—30 in 1918

Season—186 in 1977 (162 games)

Vet season—101 in 1977

Grand slams, inning—1, many times (NL record: 2)

Grand slams, game—2, vs BOS, 4/28/1921 (Ralph Miller, Lee Meadows); vs SF, 8/18/1997 (Billy McMillon, Mike Lieberthal); at ATL, 9/9/2003 (Tomas Perez, Jason Michaels)

Grand slams, season—8 in 1993

MOST EXTRA-BASE HITS

Inning—7, vs CIN, 6/2/1949, 8th inn.; vs CIN, 7/6/1986, 3rd inn. (MLT)

Game—15, vs CHI, 6/23/1986 (NL)

MOST TOTAL BASES

Inning—26, vs CIN, 6/2/1949, 8th (5 HR, 1 3B, 1 2B, 1 B)

Game—45, vs NYM, 6/11/1985

Game, extra innings—48, at CHI, 5/17/1979 (10 inn.)

Season—2,594 in 1930 (156 games)

MOST RUNS BATTED IN

Inning—Unknown (NL record: 15) (Phils had 13 at CIN, 4/13/2003, 4th)

Game—Unknown (NL record: 26)

Season—884 in 1930 (156 games)

MOST SACRIFICE HITS

Inning—3, vs LA, 9/23/1967, 7th (MLT)

Game—Unknown (AL & NL record not available)

Season—Unknown (NL record: 231, CHI, 1906)

MOST SACRIFICE FLIES

Inning—2, many times; last: at FLA, 6/25/2002, 11th (NLT)

Game—3, many times; last: at NYM, 8/29/2003

Season—74 in 1977 (162 games)

MOST WALKS

Inning—Unknown (NL record: 9) (PHI had 7 at CIN, 4/13/2003, 4th)

Game—Unknown (NL record: 17) (PHI had 12 vs STL, 8/10/1999)

Season—665 in 1993 (162 games); 652 in 1955 (154 games)

MOST INTENTIONAL WALKS

Inning—Unknown (ML record: 3, many times) (PHI had 2 many times; last: vs FLA, 9/16/2003, 1st)

Game—Unknown (NL record: 6) (PHI had 4 vs SD, 5/2/1994 and at MIL, 8/15/2001)

Season—101 in 1967

MOST LEFT ON BASE

Inning—3, thousands of times

Game—20, vs BKN, 9/4/1922 and vs SF, 8/14/1990

Doubleheader—29, vs MIL, 5/15/1955

Game, no runs scored—14, vs MTL, 9/22/1971

Season—1,281 in 1993

Fewest, season—991 in 1920 (153 games)

TEAM BATTING RECORDS

MOST HIT BY PITCH

Inning—3, vs CIN, 5/15/1960, 1st gm., 8th (MLT)
Game—Unknown (NL record: 5) (PHI had 3 many times, last: 8/13/2003 vs MIL)
Season—55 in 2003 (162 games)
Fewest, season—9 in 1939 (152 games) (NLT)

MOST STRIKEOUTS

Inning—4, Wes Covington, Tony Gonzalez, Dick Stuart, Clay Dalrymple, 4/17/1965, 2nd, vs LA's Don Drysdale (MLT)
Game—19, vs NYM, 10/6/1991 (David Cone)
Season—1,155 in 2003 (162 games)
Fewest, season—452, in 1924 (152 games)

MOST STOLEN BASES

Inning—8, vs NYG, 7/7/1919, 1st gm., 9th
Game—11, at STL, 7/12/1906; 10, vs NYG, 8/31/1906
Season—200 in 1908

HIGHEST BATTING AVERAGE

Season—.315 in 1930 (156 games)

LOWEST BATTING AVERAGE

Season—.232 in 1942 (151 games)

HIGHEST SLUGGING PERCENTAGE

Season—.467 in 1929 (154 games)

LOWEST SLUGGING PERCENTAGE

Season—.304 in 1907 (149 games)

HIGHEST ON-BASE PERCENTAGE

Season—.351 in 1993 and 1999 (since 1985)

MOST GROUNDED INTO DOUBLE PLAYS

Inning—1, thousands of times
Game—Unknown (NL record: 7)
Season—144 in 1950 (157 games)
Fewest, season—91, in 1935 (156 games); in 1973 (162 games)

PINCH-HITTING RECORDS

KEY: (ML) Major League record; (MLT) Major League record tied; (NL) Nat'l League record; (NLT) Nat'l League record tied.

INDIVIDUAL RECORDS

MOST AT-BATS

Season—69, Rob Ducey, 2000
Rookie—61, Jeff Grotewold, 1992
Career—461, Greg Gross

MOST HITS

Season—20, Doc Miller, 1913
Consecutive, season—8, Dave Philley, 9/9-9/28/1958 (NLT)
Consecutive—9, Dave Philley, 9/9-9/28/1958, 4/16/1959 (NL)
Rookie—16, Mike Rogodzinski, 1973
Career—117, Greg Gross

MOST DOUBLES

3 consecutive games—3, Doug Clemens, 6/5-6-7/1967 (NLT)

MOST HOME RUNS

Season—5, Gene Freese, 1959
Consecutive, season—3, Del Unser, 6/30; 7/5; 7/10 in 1979 (MLT)
Rookie—3, Len Matuszek, 1984; Dave Hollins, 1990; Jeff Grotewold, 1992
Career—9, Cy Williams
Grand slams, game—1, held by 14 players, last: Kevin Jordan, 4/20/2001 vs ATL (Valdes)
Grand slams, season—2, Davey Johnson, 4/30/1978 and 6/3/1978 (MLT)
Grand slam, pitcher—Schoolboy Rowe, 5/2/1943 (MLT)

MOST RUNS BATTED IN

Season—14, Del Unser, 1979 (since 1950)

MOST WALKS

Season—16, Harry McCurdy, 1933
Career—82, Greg Gross

TEAM RECORDS

MOST PINCH-HITTERS USED

Inning—5, vs STL, 4/30/1961, 8th (MLT)
Game—8, vs CHI, 10/1/1991 (13 inn. game); (PHI had 6 vs MTL, 10/1/1999)
Season—27 in 1996

MOST PINCH-HIT AT-BATS

Game—Unknown
Season—290, in 1984 (since 1950)

MOST PINCH-HITS

Inning—4, vs PIT, 9/12/1974, 8th (MLT)
Game—Unknown (NL record: 6) (PHI had 4 vs FLA, 7/26/1998)
Season—70, in 1984 (since 1950)

MOST PINCH-HOME RUNS

Inning—1, many times; last: Jason Michaels, 9/4/2003 vs NYM, 7th
Game—2, vs NYG, 5/30/1925, 2nd gm.; vs. STL, 6/2/1928; vs PIT, 8/13/1958 (MLT)
Season—11 in 1958

MOST PINCH-HIT RBI

Game—Unknown (AL & NL record not available)
Season—64 in 1958 (since 1950)

MOST PINCH-WALKS

Inning—Unknown (NL record: 3)
Season—Unknown (since 1991 - 37 in 2000)

MOST PINCH-STRIKEOUTS

Inning—3, vs PIT, 7/6/1970, 9th; at BAL, 7/1/1997, 9th (MLT)
Game—4, vs MIL, 9/16/1960; vs CHI, 9/7/1989 (NLT)

HIGHEST PINCH-HITTING AVERAGE

Season—.308 in 1958 (since 1950)

LOWEST PINCH-HITTING AVERAGE

Season—.167 in 1951 (since 1950)

INDIVIDUAL PITCHING RECORDS

Since 1900

KEY: (ML) Major League record; (MLT) Major League record tied; (NL) Nat'l League record; (NLT) Nat'l League record tied.

MOST GAMES

Season—90, Kent Tekulve, 1987 (RH); 76, David West, 1993 (LH)

Consecutive—8, Jack Baldschun, 1961

Rookie—65, Jack Baldschun, 1961

Career—529, Robin Roberts

MOST GAMES STARTED

Season—45, Grover Alexander, 1916 (RH); 41, Steve Carlton, 1972 (LH)

Rookie—42, George McQuillan, 1908

Career—499, Steve Carlton (LH); 472, Robin Roberts (RH)

Consecutive, no relief appearances—499, Steve Carlton

MOST COMPLETE GAMES

Season—38, Grover Alexander, 1916 (RH); 34, Doc White, 1902 (LH)

Rookie—32, George McQuillan, 1908

Career—272, Robin Roberts

Consecutive—28, Robin Roberts, 8/28/52-7/5/1953

MOST INNINGS PITCHED

Game—20, Tully Sparks, 8/24/1905 vs CHI (L 2-1); Mule Watson, 7/17/1918 at CHI (L 2-1); Joe Oeschger, 4/30/1919 vs BKN (T 9-9)

Season—389, Grover Alexander, 1916 (RH); 346, Steve Carlton, 1972 (LH)

Season, reliever—166.2, Andy Karl, 1945

Rookie—367, Grover Alexander, 1911

Career—3,740, Robin Roberts

MOST CONSECUTIVE SCORELESS INNINGS

Reliever—33, Larry Andersen, 1984

Starter—41.2, Grover Alexander, 1911

Start of career—25, George McQuillan, 5/8-9/29/1907, 1st gm. (ML)

MOST CONSECUTIVE BATTERS RETIRED

Game—27, Curt Simmons, 5/16/1953 at MIL (Bruton single to start game; then retired next 27); Robin Roberts, 5/13/1954 vs. CIN (Adams HR to start game; then retired next 27); Jim Bunning, 6/21/1964 at NYM (perfect game)

Extra innings—32, Rick Wise, 9/18/1971 vs CHI (12 inn.) W 4-3

MOST BATTERS FACED

Inning—16, Hal Kelleher, 8th, 5/5/1938 at CHI; (L 21-2) (ML)

MOST AT-BATS

Inning—14, Hal Kelleher, 8th, 5/5/1938 at CHI

MOST HITS ALLOWED

Inning—11, Reggie Grabowski, 9th, (10 singles) 8/4/1934, 2nd gm. vs NYG (NL)

Consecutive hits, inning—9, Erskine Mayer, 9th, 8/18/1913 (NLT)

Game—22, Dutch Schesler, 7/11/1931, 1st gm. vs NYG (8 inn.)

Shutout, game—12, George Smith, 4-0, 8/12/1921 vs BOS

Season—348, Claude Passeau, 1937 (RH); 293, Steve Carlton, 1973 (LH)

Rookie—285, Grover Alexander, 1915; 283, Curt Davis, 1934

Career—3,661, Robin Roberts

FEWEST HITS ALLOWED

No-Hitters, Phillies—7, since 1900 (See Separate Chart in Guide)

No-Hitters, Opponents—18, since 1900 (See Separate Chart in Guide)

1-Hitters, career—6, Steve Carlton

MOST RUNS ALLOWED

Inning—12, Hal Kelleher, 8th, 5/5/1938 at CHI; (L 21-2) (NL)

Game—17, Bill Duggleby, 9/19/1903, 1st gm. at CIN; (L 17-7)

Season—175, Ray Benge, 1930 (RH); 164, Les Sweetland, 1930 (LH)

Rookie—Unknown

Career—1,501, Robin Roberts

MOST EARNED RUNS ALLOWED

Season—147, Robin Roberts, 1956 (RH); 143, Les Sweetland, 1930 (LH)

Rookie—130, Wayne LaMaster, 1937 (LH)

Career—1,437, Robin Roberts

MOST HOME RUNS ALLOWED

Inning—4, Wayman Kerksieck, 4th, 8/13/1939, 1st gm. at NYG; Charlie Bicknell, 6th, 6/6/1948, 1st gm. at STL (MLT)

Consecutive, inning—3, many, last: Mike Welch, 2nd, 8/2/1998 vs SF

Game—6, Wayman Kerksieck, 8/13/1939, 1st gm. at NYG (MLT)

Season—46, Robin Roberts, 1956 (RH); 34, Don Carman, 1987 (LH)

Rookie—25, Ray Semproch, 1958 (RH); Matt Beech, 1997 (LH)

Career—402, Robin Roberts (185 home, 217 away)

MOST GRAND SLAMS

Game—2, June Green, 7/6/1929, 2nd gm. vs. STL (NLT)

Consecutive games—2, Bubba Church, 9/24-27/1950; Tug McGraw, 8/5-11/1979; Doug Bair, 7/7-9/1987; Tommy Greene, 8/22-27/1995 (NLT)

Month—2, June Green, July 1929; Bubba Church, Sept. 1950; Tug McGraw, Aug. 1979; Doug Bair, July 1987; Tommy Greene, Aug. 1995

Season—4, Tug McGraw, 1979 (MLT)

MOST TOTAL BASES

Inning—18, Charlie Bicknell, 6th, 6/6/1948, 1st gm. at STL

MOST WALKS

Inning—Unknown (NL record: 7, Bob Ewing, CIN, 4/19/1902, 4th)

Game—12, Fred Mitchell, 7/27/1903 vs BKN; Curt Simmons, 9/6/1948 vs NYG (6.1 inn., called by darkness after 7)

Season—164, Earl Moore, 1911 (RH); 136, Steve Carlton, 1974 (LH)

INDIVIDUAL PITCHING RECORDS

Rookie—107, Jack Hamilton, 1962

Career—1,252, Steve Carlton

MOST STRIKEOUTS

Inning—3, thousands of times (NL/ML record: 4)

Perfect inning (3 SO on 9 pitches)—Andy Ashby, 6/15/1991 vs CIN

Game, RH—17, Art Mahaffey, 4/23/1961, 2nd gm. vs CHI

Game, LH—16, Steve Carlton, 6/9/1982 vs CHI

Game, extra innings—18, Chris Short, 15 IP, 10/2/1965 at NYM, 2nd gm.

Consecutive, reliever—6, Jack Meyer, 9/22/1958, 1st gm., 12th-13th inn. (1st 6 batters); Willie Hernandez, 7/3/1983, 8th-9th inn. (all 6 he faced) (NLT)

Consecutive, starter—Unknown (NL record: 10, Tom Seaver, NYM, 4/22/1970); 7, Steve Carlton, 5/9/1981 vs SD; Curt Schilling, 8/26/1996 at SF

Consecutive, start of game—Unknown (NL record: 8); 6, Brandon Duckworth, 8/25/2002 vs LA

Consecutive, start of game, opp.—6, Pete Falcone, 5/1/1980, NYM

Season, starter—319, Curt Schilling, 1997 (RH); 310, Steve Carlton, 1972 (LH)

Season, reliever—153, Dick Selma, 1970 (134 inn.) (NL)

Rookie—227, Grover Alexander, 1911; 188, Jack Sanford, 1957

Career—3,031, Steve Carlton

MOST HIT BATSMEN

Inning—Unknown (NL record: 3, held by many)

Game—Unknown (NL record: 4, held by several)

Season—19, Fred Mitchell, 1903; Jim Bunning, 1966 (RH); 16, John Lush, 1906 (LH)

MOST WILD PITCHES

Inning—Unknown (NL record: 4)

Game—5, Ken Howell, 4/5/1989 at CHI (W 12-4)

Season—22, Jack Hamilton, 1962 (RH); 14, Chris Short, 1961 (LH)

Rookie—22, Jack Hamilton, 1962

MOST WINS

Season—33, Grover Alexander, 1916 (RH); 27, Steve Carlton, 1972 (LH) (NLT)

Season, reliever—16, Jim Konstanty, 1950

Highest pct., team's wins—45.8, Steve Carlton, 1972, 27-10, (59-97) (NL)

Consecutive, season—15, Steve Carlton, 6/7-8/17/1972

3 consecutive games, relief pitcher—3, Gene Garber, 5/15, 2nd gm.-16-17/1975; Mitch Williams, 8/4-6-7/1991 (MLT)

Rookie—28, Grover Alexander, 1911 (ML)

Career—241, Steve Carlton (LH); 234, Robin Roberts (RH)

Career, reliever—54, Ron Reed

Winning percentage, season—.800, Robin Roberts (28-7), 1952 (RH); .741, Steve Carlton (27-10), 1972 (LH)

Wins at Vet, season—17, Steve Carlton, 1974 (lost 3)

Wins at Vet, career—138, Steve Carlton (lost 62)

NO WINS

Season—12, Russ Miller, 1928

MOST LOSSES

Season—24, Charles Fraser, 1904 (RH); 22, Eppa Rixey, 1920 (LH)

Season, reliever—12, Gene Garber, 1975 (10-12)

Consecutive, season—12, Russ Miller, 5/12-8/12/1928; Hugh Mulcahy, 8/4-9/23/1940; Ken Reynolds, 5/29-8/25/1972

Consecutive, start of season—12, Russ Miller, 1928; Ken Reynolds, 1972

Rookie—19, Al Gerheuser, 1943

Career—199, Robin Roberts (RH); 161, Steve Carlton (LH)

MOST SHUTOUTS

First ML game—Eddie Stack, 6/7/1910, 1-0, vs CHI; Earl Caldwell, 9/8/1928, 4-0, vs BOS; Hal Kelleher, 9/17/1935, 1-0, vs CIN; Niles Jordan, 8/26/1951, 2-0, vs CIN; Dave Downs, 9/2/1972, 3-0, at ATL; Marty Bystrom, 9/10/1980, 5-0, vs NYM

Opening Day—3, Chris Short, 1965, 1968, 1970 (NLT)

Season—16, Grover Alexander, 1916 (ML)

Consecutive—4, Grover Alexander, 9/7-13-17-21/1911

1-0 wins, season—4, Grover Alexander, 1916

1-0 losses, season—5, George McQuillan, 1908; Jim Bunning, 1967 (MLT)

Lost, season—8, George McQuillan, 1908

Rookie—7, George McQuillan, 1908; Grover Alexander, 1911; 5, Ray Culp, 1963

Career—61, Grover Alexander

MOST SAVES

Consecutive appearances—13, Steve Bedrosian, 5/25-6/30/1987 (NL)

Season—45, Jose Mesa, 2002 (RH); 43, Mitch Williams, 1993 (LH)

Rookie—16, Jack Meyer, 1955

Career—103, Steve Bedrosian (RH); 102, Mitch Williams (LH)

MOST SACRIFICE FLIES

Season—15, Randy Lerch, 1979 (NL)

MOST BALKS

Season—11, Steve Carlton, 1979 (NL)

LOWEST EARNED RUN AVERAGE

Season—1.22, Grover Alexander, 1915

Rookie—1.53, George McQuillan, 1908

20 WINS, 20 LOSSES NEXT SEASON

Eppa Rixey (22-10) 1916, (16-21) 1917; Steve Carlton (27-10) 1972, (13-20) 1973

TRIPLE CROWN (W, SO, ERA), NATIONAL LEAGUE

Grover Alexander, 31-241-1.22, 1915

Grover Alexander, 33-167-1.55, 1916

Grover Alexander, 30-201-1.86, 1917

Steve Carlton, 27-310-1.97, 1972

TEAM PITCHING RECORDS

KEY: (ML) Major League record; (MLT) Major League record tied; (NL) Nat'l League record; (NLT) Nat'l League record tied.

NUMBER OF PITCHERS

Most—27, 2000 (162 gm.); 26, 1995 (144 gm.)

Fewest—11, 1976 (162 gm.)

MOST COMPLETE GAMES

Season—131 in 1904

Consecutive, season—5, 1966 & 1972

Fewest, season—5 in 2002

MOST INNINGS

Game—21, at CHI, 7/17/1918, (L 2-1)

Season—1,480 in 1980

Fewest, season—1,140 in 1918

MOST HITS ALLOWED

Inning—Unknown (AL & NL record not available)

Consecutive, inning—10, vs STL, 6/12/1922, 6th

Game—30, vs. NYG, 9/2/1925, 2nd gm. (L 24-9)

Season—1,993 in 1930 (ML)

Fewest, season—1,086 in 1918

MOST RUNS ALLOWED

Inning—14, at CHI, 8/25/1922, 4th

Game—28, vs STL, 7/6/1929, 2nd gm. (L 28-6) (NL)

Season—1,199 in 1930 (NL)

Fewest, season—446 in 1908

MOST EARNED RUNS ALLOWED

Season—1.024 in 1930 (ML)

Fewest, season—332 in 1915 (ML)

MOST HOME RUNS ALLOWED

Inning—4, at NYG, 8/13/1939, 1st gm., 4th; at STL, 6/6/1948, 2nd; vs ATL, 6/22/1997, 3rd

Game—9, vs CIN, 9/4/1999 (NL)

Season—212 in 1999

Fewest, season—49 in 1944 (since 1940)

MOST GRAND SLAMS

Game—2, vs NYG, 9/5/1924; vs NYG, 7/6/1929; vs PIT, 5/1/1933; vs BOS, 4/30/1938; at ATL, 7/14/97

Season—8 in 1933

MOST PINCH-HOMERS

Game—2, vs CHI, 6/9/1954; vs NYM, 8/15/1962 (13 inn.); vs NYM, 9/17/1963 (NLT)

MOST WALKS

Inning—Unknown (AL & NL record not available)

Game—Unknown (AL & NL record not available)
(Phils had 17 vs BKN in 1903)

Season—682 in 1974

Fewest, season—259 in 1901

MOST STRIKEOUTS

Inning—3, thousands of times (NL record: 4)

Game—17, vs CHI, 4/23/1961 1st gm. (Art Mahaffey); vs PIT, 7/21/1997 (Schilling, Brewer, Spradlin)

Season—1,209 in 1997

Fewest, season—284 in 1900

MOST HIT BATSMEN

Inning—3, 5/15/1960, 1st gm., 8th, vs CIN

Game—Unknown (AL & NL record not available)

Season—77 in 2003

Fewest, season—13 in 1950

MOST WILD PITCHES

Inning—Unknown (NL record: 4, ATL vs HOU, 5th, 8/4/1979)

Game—5, at CHI, 4/5/1989; at COL, 5/4/1997

Season—91 in 1989 (NLT)

Fewest, season—14 in 1952 & 1953

MOST BALKS

Inning—Unknown (NL record: 3, 3 times)

Game—Unknown (NL record: 6, MIL vs. CHI, 5/4/1963)

Season—23 in 1908 & 1989

Fewest, season—0 in 1946 & 1955 (MLT)

MOST WINS

Season—101 in 1976 & 1977

Fewest, season—42 in 1942

MOST LOSSES

Season—111 in 1941

MOST SHUTOUTS

Season, won—26 in 1916

Season, lost—23 in 1908 & 1909

Longest—18, at NYG, 10/2/1925 (T 0-0)

Fewest, season—2 in 1942

1-0 shutouts, won—7 in 1913

Longest 1-0 win—16 inn., vs CHI, 5/17/1991

1-0 shutouts, lost—10 in 1967

Consecutive, games—4 in 1951 (Robin Roberts 7/25 at STL, Ken Johnson 7/26 at STL, Bubba Church 7/27 at CHI, Russ Meyer 7/28 at CHI)

Consecutive innings—41 in 1951

Consecutive 1-0 losses, season—3, 5/11-12-13/1960 (MLT)

MOST SAVES

Season—48 in 1987

Fewest, season—15 in 1972

LOWEST EARNED RUN AVERAGE

Season—2.18 in 1915 (NL)

HIGHEST EARNED RUN AVERAGE

Season—6.70 in 1930 (NL)

MISCELLANEOUS RECORDS

KEY: (ML) Major League record; (MLT) Major League record tied; (NL) Nat'l League record; (NLT) Nat'l League record tied.

HIGHEST WON-LOST PERCENTAGE

Season—623 in 1976 & 1977 (101-61)
Lowest, season—278 in 1942 (42-109)

MOST GAMES WON

Season—101 in 1976 & 1977
Consecutive, season—13, 8/3-16/77; 7/30-8/12/1991
Fewest, season—42 in 1942

MOST GAMES LOST

Season—111 in 1941
Consecutive, season—23, 7/29-8/20/1961
Fewest, season—61 in 1976 & 1977

MOST HOME GAMES

Season—83 in 1991

FEWEST HOME GAMES

Season—79 in 1940, 1977, 1987

MOST HOME GAMES WON

Season—60 in 1977 (since 1925)
Consecutive—16 in 1977 & 1991
Fewest, season—22, in 1945 & 1961 (since 1925)

MOST ROAD GAMES WON

Season—48 in 1976 (since 1925)
Consecutive—13 in 1976
Fewest, season—16 in 1930 (since 1925)

MOST HOME GAMES LOST

Season—55 in 1923, 1940, 1945 (NL)
Consecutive—12 in 1928
Fewest, season—21 in 1977 (since 1925)

MOST ROAD GAMES LOST

Season—62 in 1939 (since 1925)
Consecutive—17 in 1961
Fewest, season—33 in 1976 (since 1925)

BIGGEST MARGIN OF VICTORY

Game—19, vs NYM, (26-7), 6/11/1985

BIGGEST MARGIN OF DEFEAT

Game—22, vs CIN, (24-2), 5/13/1902; (28-6), vs STL, 7/6/1929

BIGGEST DEFICIT TO OVERCOME IN VICTORY

Game—11, at CHI, 4/17/1976, 10 inn.; Losing 12-1 & 13-2; (W 18-16)

LONGEST GAMES

Innings, opening game—14, at BKN, 4/17/1923 (T 5-5); at NYM, 3/31/1998 (L 1-0) (NLT)
Innings—21, at CHI, 7/17/1918 (L 2-1)
Innings, at Vet—20, vs ATL, 5/4/1973, (W 5-4); vs LA, 7/7/1993, (W 7-6)
Time—Unknown (NL record: 4:18, LA vs SF, 10/2/1962, 9 inn.); PHI had 4:04, vs BOS, 9/1/2003 (9 inn); 6:10 vs LA, 7/7/1993 (20 inn.)

SHORTEST GAME

Time—0:51, at NYG, 9/28/1919, 1st gm., (L 6-1) (ML)

CLUB FIELDING RECORDS

Since 1900

KEY: (ML) Major League record; (MLT) Major League record tied; (NL) Nat'l League record; (NLT) Nat'l League record tied.

ERRORS

Most, Game—8, vs NYG, 4/24/1922; vs. CIN, 8/18/1941
Most, Season—403 in 1904 (155 games)
Fewest, Season—88 in 2002 (161 games)

ERRORLESS GAMES

Season—94 in 2002 (161 games)
Consecutive, Season—11 in 1967, 1998

DOUBLE PLAYS

Most, Game—5, several times; last: at SD, 8/23/96
Most, Season—179, in 1961 (155 games); in 1973 (162 games)
Fewest, Season—112 in 1984 (162 games)

MOST CONSECUTIVE GAMES, 1 OR MORE DPs

Season—16 (29 DP) in 1961

TRIPLE PLAYS

Most, Season—3 in 1964 (MLT)

PASSED BALLS

Most, Game—Unknown (ML record: 6)
Most, Season—27, in 1971 (162 games); in 1947 (155 games)
Fewest, Season—3, in 1952, 1956 (154 games)

PUTOUTS

Most, Season—4,440 in 1980 (162 games)
Fewest, Season—3,887 in 1907 (149 games)

ASSISTS

Most, Game—Unknown (NL record: 28) (PHI had 25 at MTL, 4/17/1996)
Most, Season—2,176 in 1921 (154 games)
Fewest, Season—1,437 in 1957 (156 games) (NL)

TOTAL CHANCES

Most, Game—Unknown (NL record: 55)
Most, Season—6,512 in 1980 (162 games) (NL)
Fewest, Season—5,545 in 1955 (154 games) (NL)

FIELDING PERCENTAGE

Highest, Season—.986 in 2002 (161 games)
Lowest, Season—.936 in 1904 (155 games) (NL)

FIELDING RECORDS BY POSITION

FIRST BASE

Pct.	.999 by Frank McCormick, 1946
Putouts	1,597 by Fred Luderus, 1917
Assists	141 by Rico Brogna, 1998
Double Plays	142 by Eddie Waitkus, 1950

SECOND BASE

Pct.	.994 by Manny Trillo, 1982
Putouts	450 by Emil Verban, 1947
Assists	562 by Frank Parkinson, 1922
Double Plays	142 by Dave Cash, 1974

THIRD BASE

Pct.	.982 by Pinky Whitney, 1937
Putouts	229 by Ernie Courtney, 1905
Assists	404 by Mike Schmidt, 1974
Double Plays	40 by Mike Schmidt, 1974

SHORTSTOP

Pct.	.991 by Larry Bowa, 1979
Putouts	395 by Mickey Doolan, 1906
Assists	560 by Larry Bowa, 1971
Double Plays	113 by Tom Thevenow, 1930

CATCHER

Pct.	.997 by Mike Lieberthal, 1999
Putouts	981 by Darren Daulton, 1993
Assists	199 by Red Doooin, 1909
Double Plays	19 by Darren Daulton, 1993

OUTFIELD

Pct.	1.000 by Danny Litwhiler, 1942; Tony Gonzalez, 1962, Don Demeter, 1963; Johnny Callison, 1968; Jim Eisenreich, 1995; Doug Glanville, 2002
Putouts	538 by Rich Ashburn, 1951
Assists	44 by Chuck Klein, 1930
Double Plays	11 by Sam Thompson, 1896

CAREER GAMES BY POSITION

FIRST BASE

	YEARS	GAMES
1. Fred Luderus	1910-20	1,298
2. Sid Farrar	1883-89	816
3. Don Hurst	1928-34	815
4. Kitty Bransfield	1905-11	781
5. Pete Rose	1979-83	702

SECOND BASE

	YEARS	GAMES
1. Tony Taylor	1960-71; 74-76	1,003
2. Otto Knabe	1907-13	931
3. Mickey Morandini	1990-97; 2000	926
4. Juan Samuel	1983-88	798
5. Bill Hallman	1888-89; 92-97; 1901-03	779
6. Cookie Rojas	1963-69	617

SHORTSTOP

	YEARS	GAMES
1. Larry Bowa	1970-81	1,667
2. Mickey Doolan	1905-13	1,297
3. Granny Hamner	1944-59	924
4. Heinie Sand	1923-28	772
5. Dave Bancroft	1915-20	670

THIRD BASE

	YEARS	GAMES
1. Mike Schmidt	1972-89	2,212
2. Willie Jones	1947-59	1,495
3. Pinky Whitney	1928-33; 36-39	1,076
4. Scott Rolen	1996-2002	897
5. Joe Mulvey	1883-89; 92	682
6. Pinky May	1939-43	646

OUTFIELD

	YEARS	GAMES
1. Richie Ashburn	1948-59	1,785
2. Del Ennis	1946-56	1,610
3. Sherry Magee	1904-14	1,415
4. Johnny Callison	1960-69	1,379
5. Cy Williams	1918-30	1,324
6. Chuck Klein	1928-33; 36-44	1,284
7. Garry Maddox	1975-86	1,277
8. Roy Thomas	1899-1908; 10-11	1,257
9. Greg Luzinski	1970-80	1,221
10. John Titus	1903-12	1,185

CATCHER

	YEARS	GAMES
1. Red Doooin	1902-14	1,124
2. Bob Boone	1972-81	1,095
3. Darren Daulton	1983; 85-95	965
4. Jack Clements	1884-97	953
5. Clay Dalrymple	1960-68	944
6. Andy Seminick	1943-51; 55-57	917



Mike Lieberthal's .313 batting average was 3rd-best among Major League catchers in 2003.

HITTING

CAREER BATTING TOP 10234
 DOUBLE FIGURES235
 FIRST MAJOR LEAGUE HIT A HOME RUN ..235
 HOME RUNS236-237
 HOME RUNS – GAME238
 HOME RUNS – GRAND SLAMS239
 HOME RUNS – INSIDE-THE-PARK242
 HOME RUNS – SEASON240-241
 PHILLIES BATTING CHAMPIONS235
 PHILLIES HITTING FOR THE CYCLE235
 PINCH-HITTING244-245
 RUNS BATTED IN243
 SEASON LEADERS246-248
 SEASON LEADERS BY POSITION248
 SEASON TOP TEN249
 STOLEN BASES256
 WALK-OFF HOME RUNS242
 YEARLY BATTING LEADERS250-255

CAREER BATTING TOP 10

GAMES

Schmidt	2,404
Ashburn (LH)	1,794
Bowa (SW)	1,739
Taylor	1,669
Ennis	1,630
Delahanty	1,544
Magee	1,521
W. Jones	1,520
Hamner	1,501
C. Williams (LH)	1,463

AT-BATS

Schmidt	8,352
Ashburn (LH)	7,122
Bowa (SW)	6,815
Delahanty	6,352
Ennis	6,327
Taylor	5,799
Hamner	5,772
Magee	5,505
W. Jones	5,419
Callison (LH)	5,306

RUNS

Schmidt	1,506
Delahanty	1,365
Ashburn (LH)	1,114
Klein (LH)	963
S. Thompson (LH)	928
R. Thomas (LH)	916
Magee	898
Ennis	891
Hamilton (LH)	877
C. Williams (LH)	825

HITS

Schmidt	2,234
Ashburn (LH)	2,217
Delahanty	2,211
Ennis	1,812
Bowa (SW)	1,798
Klein (LH)	1,705
Magee	1,647
C. Williams (LH)	1,553
Hamner	1,518
Taylor	1,511

RUNS BATTED IN

Schmidt	1,595
Delahanty	1,286
Ennis	1,124
Klein (LH)	983
S. Thompson (LH)	957
Magee	889
Luzinski	811
C. Williams (LH)	796
W. Jones	753
Whitney	734

SINGLES

Ashburn (LH)	1,811
Delahanty	1,544
Bowa (SW)	1,498
Thomas (LH)	1,236
Schmidt	1,219
Ennis	1,178
Taylor	1,178
Magee	1,108
Hamner	1,083
Klein (LH)	1,062

DOUBLES

Delahanty	432
Schmidt	408
Magee	337
Klein (LH)	336
Ennis	310
Ashburn (LH)	287
S. Thompson (LH)	272
Hamner	271
Callison (LH)	265
Luzinski	253

TRIPLES

Delahanty	151
Magee	127
S. Thompson (LH)	103
Ashburn (LH)	97
Callison (LH)	84
Bowa (SW)	81
Cravath	72
Samuel	70
Ennis	65

HOME RUNS

Schmidt	548
Ennis	259
Klein (LH)	243
Luzinski	223
C. Williams (LH)	217
Allen	204
Callison (LH)	185
W. Jones	180
Rolen	150
Daulton (LH)	134

TOTAL BASES

Schmidt	4,404
Delahanty	3,197
Ennis	3,029
Klein (LH)	2,898
Ashburn (LH)	2,764
C. Williams (LH)	2,557
Magee	2,463
Callison (LH)	2,426
Luzinski	2,263
W. Jones	2,236

EXTRA-BASE HITS

Schmidt	1,015
Delahanty	667
Klein (LH)	643
Ennis	634
Magee	539
Callison (LH)	534
C. Williams (LH)	503
Luzinski	497
Allen	472
S. Thompson (LH)	456

WALKS

Schmidt	1,507
Ashburn (LH)	946
Thomas (LH)	946
W. Jones	693
Delahanty	643
V. Hayes (LH)	619
Abreu (LH)	612
Daulton (LH)	607
Luzinski	572
Hamilton (LH)	551
C. Williams (LH)	551

INTENTIONAL WALKS

Schmidt	202
Allen	81
Boone	77
Luzinski	74
V. Hayes (LH)	74
Dalrymple (LH)	71
Abreu (LH)	64
Daulton (LH)	57
Kruk (LH)	56
Callison (LH)	53

STRIKEOUTS

Schmidt	1,883
Luzinski	1,098
Allen	1,023
Callison (LH)	854
Samuel	824
Taylor	818
Abreu (LH)	742
Rolen	714
Daulton (LH)	704
V. Hayes (LH)	677

STOLEN BASES

Magee	387
Bowa	288
Samuel	249
V. Hayes	202
Ashburn	199
Maddox	189
Schmidt	174
Taylor	169
Dykstra	169
R. Thomas	164

SACRIFICE FLIES

Schmidt	108
Luzinski	53
Maddox	51
Boone	43
V. Hayes (LH)	43
Daulton (LH)	39
Rolen	38
Bowa (SW)	36
Abreu (LH)	33
Allen	32
W. Jones	32

BATTING AVG.

Hamilton (LH)	.362
Delahanty	.348
Flick (LH)	.345
S. Thompson	.335
Klein (LH)	.326
S. Davis	.321
Leach (LH)	.312
Ashburn	.311
Abreu (LH)	.310
Kruk (LH)	.309

ON-BASE PCT.

Abreu (LH)	.414
Kruk (LH)	.400
Ashburn	.394
Dykstra (LH)	.388
Klein (LH)	.383
Hurst (LH)	.382
Schmidt	.380
S. Davis	.374
Rolen	.373
Allen	.371

DOUBLE FIGURES

TEN OR MORE 2B, 3B, HR, SB IN A SEASON

PLAYER	YEAR	2B	3B	HR	SB
George Wood	1887	22	19	14	19
Roger Connor	1892	37	11	12	22
Ed Delahanty	1893	35	18	19	37
Sam Thompson	1893	37	13	11	18
Sam Thompson	1894	29	27	13	29
Ed Delahanty	1895	49	10	11	46
Sam Thompson	1895	45	21	18	27
Ed Delahanty	1896	44	17	13	37
Elmer Flick	1900	33	16	11	35
Gavvy Cravath	1913	34	14	19	10
Sherry Magee	1914	39	11	15	25
Cy Williams	1920	36	10	15	18
Curt Walker	1922	36	11	12	11
Chuck Klein	1932	50	15	38	20
Johnny Callison	1962	26	10	23	10
Richie Allen	1965	31	14	20	15
Richie Allen	1966	25	10	40	10
Richie Allen	1967	31	10	23	20
Garry Maddox	1977	27	10	14	22
Mike Schmidt	1977	27	11	38	15
Bake McBride	1979	16	12	12	25
Juan Samuel	1984	36	19	15	72
Juan Samuel	1985	31	13	19	53
Juan Samuel	1986	36	12	16	42
Juan Samuel	1987	37	15	28	35
Bobby Abreu	1999	35	11	20	27
Bobby Abreu	2000	42	10	25	28
Jimmy Rollins	2001	29	12	14	46
Jimmy Rollins	2002	33	10	11	31

15 OR MORE DOUBLES, TRIPLES, HOME RUNS IN A SEASON

PLAYER	YEAR	2B	3B	HR
Ed Delahanty	1893	35	18	19
Sam Thompson (LH)	1895	45	21	18
Chuck Klein (LH)	1932	50	15	38
Johnny Callison (LH)	1965	25	16	32
Juan Samuel	1984	36	19	15
Juan Samuel	1987	37	15	28

20 - 20 CLUB

PLAYER	YEAR	HR	SB
Sam Thompson (LH)	1889	20	24
Chuck Klein (LH)	1932	38	20
Richie Allen	1967	23	20
Mike Schmidt	1974	36	23
Mike Schmidt	1975	38	29
Juan Samuel	1987	28	35
Von Hayes (LH)	1989	26	28
Bobby Abreu (LH)	1999	20	27
Bobby Abreu (LH)	2000	25	28
Bobby Abreu (LH)	2001	31	36
Bobby Abreu (LH)	2002	20	31
Bobby Abreu (LH)	2003	20	22

EIGHT HITS, DOUBLEHEADER

PLAYERS	DATE	AB	2B	3B	HR
Sam Thompson	8/11/1894	10	1	2	0
Ed Delahanty	7/13/1897	8	1	0	0
Buck Jordan	6/26/1938	10	3	0	0
Johnny Wyrostek	8/15/1946	10	3	0	0
Eddie Waitkus	8/27/1950	11	2	0	0
Richie Ashburn	5/20/1951	10	0	0	0

FIRST MAJOR LEAGUE HIT A HOME RUN

DATE	PHILLIE	OPPONENT
4/21/1898	Bill Duggleby * + #	vs New York Giants
5/15/1922	Tom Sullivan +	at St. Louis
4/19/1938	Emmett Mueller #	vs Brooklyn
8/21/1940	Charlie Frye +	at Chicago
8/2/1941	Jim Carlin	at St. Louis
7/5/1943	Bob Finley	vs St. Louis
9/15/1943	Andy Seminick	vs New York Giants
9/14/1949	Ed Sanicki #	at Pittsburgh
7/11/1954	Jim Command *	at Brooklyn

DATE	PHILLIE	OPPONENT
9/21/1956	Bob Bowman	at New York Giants
6/2/1957	Dick Farrell +	vs Brooklyn
5/16/1975	Larry Christenson +	vs Atlanta
9/22/1986	Jeff Bittiger +	at Pittsburgh
7/17/1988	Ricky Jordan ♦	vs Houston
8/26/1988	Ron Jones	vs Los Angeles
9/27/1996	Bobby Estalella	at New York Mets
9/8/1998	Marlon Anderson #	vs New York Mets
4/24/2003	Chase Utley *	vs Colorado

*Grand Slam +Pitcher # 1st Plate Appearance ♦1st At-Bat

PHILLIES HITTING FOR THE CYCLE

4/24/1894	Lave Cross at Brooklyn
8/17/1894	Sam Thompson vs. Louisville
8/05/1927	Cy Williams at Pittsburgh
7/11/1931	Chuck Klein vs. Chicago
5/26/1933	Chuck Klein at St. Louis
6/27/1963	Johnny Callison at Pittsburgh
8/25/1995	Gregg Jefferies vs Los Angeles

PHILLIES BATTING CHAMPIONS

1910	Sherry Magee	.331
1929	Lefty O'Doul (LH)	.398
1933	Chuck Klein (LH)	.368
1947	Harry Walker (LH)	.363
1955	Richie Ashburn (LH)	.338
1958	Richie Ashburn (LH)	.350

HOME RUNS

CONSECUTIVE HOME RUN GAMES, TEAM (Since 1911)

CONSECUTIVE GAMES HITTING A HR

GAMES	YEAR(S)
16	2002
14	1922
13	1964
12	1973, 1997
11	1987, 1990, 2000
10	1929, 1930, 1936, 1953, 1955, 1961, 1980, 1991, 2000

CONSECUTIVE GAMES NO HOMERS

GAMES	YEAR(S)
33	1910
30	1918
24	1945
23	1910
21	1917
19	1934

MODERN RECORD

12	1960
10	1980

MOST HOME RUNS BY POSITION (Major Leagues)

POS.	PLAYER	TOTAL/POS.
OF	Willie Mays	643
OF	Hank Aaron	661
OF	Babe Ruth	692
1B	Mark McGwire	568
2B	Ryne Sandberg	277
3B	Mike Schmidt	509
SS	Cal Ripken, Jr	319
C	Carlton Fisk	351
P	Wes Ferrell	37

HITTING 10 OR MORE HOMERS - MONTH

HR	PLAYER	MONTH	YEAR
15	Cy Williams	May	1923
14	Chuck Klein	July	1929
14	Mike Schmidt	June	1977
13	Deron Johnson	July	1971
13	Mike Schmidt	July	1979
12	Chuck Klein	June	1932
12	Dick Allen	June	1966
12	Mike Schmidt	August	1975
12	Mike Schmidt	May	1980
12	Mike Schmidt	July	1982
11	Chuck Klein	May	1929
11	Del Ennis	July	1953
11	Greg Luzinski	June	1975
11	Mike Schmidt	April	1976
11	Mike Schmidt	May	1979
11	Scott Rolen	July	1999
10	Cy Williams	July	1927
10	Chuck Klein	July	1930
10	Chuck Klein	May	1932
10	Willie Jones	July	1950
10	Bill Robinson	August	1973
10	Mike Schmidt	June	1974
10	Greg Luzinski	July	1977
10	Jim Thome	August	2003
10	Jim Thome	September	2003

MOST CAREER HR, BY POSITION

P	Rick Wise and Larry Christenson	11
C	Darren Daulton	123
1B	Don Hurst	111
2B	Juan Samuel	91
3B	Mike Schmidt	509
SS	Granny Hamner	61
OF	Del Ennis	257
OF	Chuck Klein	241
OF	Greg Luzinski	219
OF	Cy Williams	208

MOST CAREER, BY PARK

Recreation Park	Charlie Bastian, 5
Baker Bowl	Chuck Klein, 156
Shibe Park/Connie Mack Stadium	Del Ennis, 133
Veterans Stadium	Mike Schmidt, 265

MOST ONE SEASON, BY PARK

Recreation Park	13 in 1886
Baker Bowl	95 in 1922
Shibe Park/Connie Mack Stadium	77 in 1955
Veterans Stadium	101 in 1977

MOST HR IN ONE MONTH

MONTH	TEAM HIGH	INDIVIDUAL HIGH
April	25 in 1996	Mike Schmidt, 11 in 1976
May	36 in 1999	Cy Williams, 15 in 1923
June	42 in 1977	Mike Schmidt, 14 in 1977
July	41 in 1977	Chuck Klein, 14 in 1929
August	38 in 1950, 1977, 1985	Mike Schmidt, 12 in 1975
September	34 in 1922	Jim Thome, 10 in 2003
October	8 in 1972	Mike Schmidt, 4 in 1980

MOST HR IN ONE MONTH, TEAM

42	June 1977	37	August 2002
41	July 1977	36	August 1993
38	July 1950	36	May 1999
38	August 1950	35	May 1929
38	August 1977	35	June 1929
38	August 1985	35	July 1930
37	August 1969	35	June 1973
37	June 1975		

PITCHERS, CAREER (206 HOME RUNS)

- 11 Larry Christenson, Rick Wise
- 9 Steve Carlton, Schoolboy Rowe
- 7 Al Orth
- 6 Bill Duggleby
- 5 Robin Roberts
- 4 Grover Alexander, Ken Brett, Jim Bunning, Don Cardwell, Hal Carlson, Phil Collins, Charlie Ferguson, Tommy Greene, Randy Lerch, Lee Meadows, Robert Person, Jimmy Ring, Jack Taylor
- 3 Johnny Couch, Wayland Dean, Kevin Gross, Art Mahaffey, Claude Passeau
- 2 Dennis Bennett, Ed Daily, Curt Davis, Jack Fifield, Woodie Fryman, Jack Knight, Erskine Mayer, Bob Miller, Clarence Mitchell, David Palmer, Bucky Walters, Doc White
- 1 57 players

HOME RUNS

HOMERING IN 5 STRAIGHT GAMES

Richie Allen, 1969 (May 27-28, 30-June 1)
Mike Schmidt, 1979 (July 6-10)

HOMERING IN 4 STRAIGHT GAMES

Cy Williams, 1926
Chuck Klein, 1929
Don Hurst, 1929
Johnny Rizzo, 1940
Andy Seminick, 1948
Del Ennis, 1950 (twice)
Stan Lopata, 1957
Richie Allen, 1967
Ken Brett, 1973
Mike Schmidt, 1975, 1976, 1977,
1979 (twice), 1980 (3 times),
1982, 1984
Greg Luzinski, 1977
Len Matuszek, 1984
Juan Samuel, 1985
Pete Incaviglia, 1993, 1994
Jim Thome, 2003

LEADOFF HOMERS

MOST, CAREER

14 Juan Samuel
12 Lenny Dykstra
8 Doug Glanville
6 John Briggs
6 Bake McBride
6 George Paskert
6 Tony Taylor
5 Jimmy Rollins
4 Tony Gonzalez
4 Bill Hamilton
4 Heine Sand
3 6 players
2 15 players
1 31 players

MOST, SEASON

4 Juan Samuel, 1989
4 Lenny Dykstra, 1993
3 Heine Sand, 1924
3 Leo Norris, 1937
3 John Briggs, 1966
3 Tony Taylor, 1970
3 Bake McBride, 1978
3 Bake McBride, 1979
3 Juan Samuel, 1985
3 Juan Samuel, 1987
3 Phil Bradley, 1988
3 Lenny Dykstra, 1994
3 Doug Glanville, 2001
3 Jimmy Rollins, 2001

CLUB RECORD

6 1978 (McBride-3, Martin-2, Schmidt-1)
1989 (Samuel-4, Ready-2)
2001 (Glanville-3, Rollins-3)

BACK-TO-BACK HOMERS

Most, Season - Club: 9 in 1980

Most, Season - Individual: 6 in 1980, Mike Schmidt and Greg Luzinski

Most, Career: 9 - Schmidt/Luzinski and Chuck Klein/Don Hurst

Most, Game - Same Players: 2 by Don Money and Greg Luzinski, at CHI, 10/3/1972

Most, Game - Consecutive: 3 (four times)

9/30/1977 vs MTL, 2nd inning (Greg Luzinski, Richie Hebner, Garry Maddox)

8/17/1985 at CHI, 7th inning (Juan Samuel, Glenn Wilson, Mike Schmidt)

7/26/1987 vs ATL, 8th inning (Milt Thompson, Von Hayes, Mike Schmidt)

4/28/1999 vs CIN, 1st inning (Scott Rolen, Rico Brogna, Ron Gant)

BACK-TO-BACK LEADOFF HOME RUNS

The National League record for consecutive home runs at the start of a game is three, set by San Diego in 1987. The American League has had back-to-back homers to lead off a game 22 times. The Phillies have hit back-to-back homers to start their half of the first inning, three times:

7/29/1984 - Juan Samuel and Von Hayes vs MTL

7/7/1986 - Gary Redus and Juan Samuel vs ATL

4/16/1996 - Lenny Dykstra and Mickey Morandini at MTL

EXTRA-INNING HOMERS

MOST, CAREER

9 Mike Schmidt
6 Richie Allen
5 Gavy Cravath
5 Del Ennis
5 Cy Williams
4 Tony Gonzalez
4 Stan Lopata
4 Pat Burrell
3 5 players
2 27 players
1 75 players

MOST, SEASON

2 Gavy Cravath, 1914
2 Jim Tabor, 1946
2 Wes Covington, 1961
2 Johnny Callison, 1963
2 Richie Allen, 1964
2 Richie Allen, 1966
2 Willie Montanez, 1971
2 Manny Trillo, 1981
2 John Russell, 1986
2 Mike Schmidt, 1986
2 Dave Hollins, 1993
2 Charlie Hayes, 1995
2 Todd Zeile, 1996
2 Pat Burrell, 2002
2 Tomas Perez, 2002

CLUB SEASON RECORD: 6 - 1986 (Schmidt 2, Russell 2, Stone, Samuel)

TWO HR, ONE INNING, PLAYER

6/2/1949 Andy Seminick vs CIN, 8th inning
6/11/1985 Von Hayes vs NYM, 1st inning*

*First player in history to hit two homers in the first inning

MOST HR, ONE INNING, CLUB

5 6/2/1949 vs CIN, 8th inning (Del Ennis, Andy Seminick (2), Willie Jones and Schoolboy Rowe)



HOME RUNS – GAME

TWO OR MORE, ONE GAME (CAREER)

44 Mike Schmidt	7 Rico Brogna, Pat Burrell, Don Demeter, Andy Seminick
23 Chuck Klein	6 Bobby Abreu, Gavvy Cravath, Pete Incaviglia, Stan Lopata, Fred Luderus, Don Money, Jim Thome, Sam Thompson
20 Richie Allen	5 Cliff Lee, Johnny Moore
17 Greg Luzinski	4 11 players
14 Cy Williams	3 12 players
12 Willie Jones	2 30 players
11 Dolph Camilli, Von Hayes, Scott Rolen	1 80 players
10 Johnny Callison	
9 Darren Daulton, Del Ennis	
8 Don Hurst, Mike Lieberthal	

TWO, ONE GAME - PITCHER

6/24/1926	Jack Knight
7/22/1930	Phil Collins
6/23/1971	Rick Wise
8/28/1971	Rick Wise
9/5/1976	Larry Christenson
9/30/1978	Randy Lerch
6/2/2002	Robert Person

THREE IN A GAME - PHILLIES

10/9/1884	John Manning, of, consecutive
9/15/1922	Walt Henline, c-of - at STL
5/11/1923	Cy Williams, of (LH) - at STL
7/22/1936	John Moore, of (LH), consecutive - vs PIT
6/2/1949	Andy Seminick, c - vs CIN
8/27/1951	Del Wilber, c, consecutive - vs CIN
7/23/1955	Del Ennis, of - vs STL
9/12/1961	Don Demeter, of - at LA
9/27/1964	Johnny Callison, of (LH), consecutive - vs MIL
6/6/1965 (2)	Johnny Callison, of (LH) - at CHI
9/29/1968	Richie Allen, of, consecutive - at NYM
7/11/1971	Deron Johnson, 1b, consecutive - vs MTL
7/7/1979	Mike Schmidt, 3b, consecutive - vs SF
6/14/1987	Mike Schmidt, 3b, consecutive - at MTL
8/29/1989	Von Hayes, of (LH) - at SF
9/15/1996	Benito Santiago, c, consecutive - at CHI
9/4/1997	Bobby Estalella, c - at MTL
8/10/2002	Mike Lieberthal, c - at LA

THREE IN A DOUBLEHEADER

5/20/1927	Cy Williams vs CIN
7/15/1929	Chuck Klein vs CHI
7/23/1932	Don Hurst vs BKN
5/10/1933	Chuck Klein vs CIN
8/19/1933	Chuck Klein vs CIN
8/14/1940	Johnny Rizzo at BKN
8/28/1948	Del Ennis at PIT
6/12/1949	Andy Seminick vs STL
5/13/1956	Stan Lopata at PIT
6/8/1958	Harry Anderson at STL

THREE IN A GAME - OPPONENT

7/12/1897	Tom McCreery	vs LOU
7/26/1930	Hack Wilson	vs CHI
6/24/1931	George Watkins	vs STL
7/20/1933	Floyd Herman	at CHI
7/6/1934	Hal Lee	vs BOS
5/9/1937	Al Kampouris	vs CIN
7/26/1942	Clyde McCullough	vs CHI
5/30/1950	Duke Snider	at BKN
6/11/1952	Hank Sauer	at CHI
7/21/1955	Gus Bell	vs CIN
6/29/1961	Willie Mays*	vs SF
7/30/1969	Bob Tillman	vs ATL
5/31/1970	Rico Carty	at ATL
5/16/1972	Rick Monday	vs CHI
5/9/1973	Johnny Bench	vs CIN
5/22/1976	Reggie Smith	vs STL
5/17/1979	Dave Kingman	at CHI
5/3/1987	Eric Davis	vs CIN
8/11/1987	Andre Dawson	at CHI
5/26/1990	Jeff Treadway	vs ATL
6/5/1996	Sammy Sosa	at CHI
5/19/1998	Mark McGwire	vs STL
6/18/1998	Brant Brown	at CHI
5/18/2000	Mark McGwire	vs STL
5/17/2002	Erubiel Durazo	at ARI
9/25/2002	Andruw Jones	vs ATL

* 10-inning game

FOUR IN A GAME - PHILLIES

7/13/1896	Ed Delahanty
7/10/1936	Chuck Klein (LH)* - at PIT
4/17/1976	Mike Schmidt, consecutive* - at CHI

*10-inning game

MOST HOMERS IN A GAME - PHILLIES

HR	DATE	OPPONENT	PLAYERS
7	9/8/1998	vs NYM	Brogna (2), Sefcik (2), Estalella (2), Anderson
6	5/11/1923	vs CHI	Williams (3), Mogan (2), Parkinson
	8/28/1948	at PIT	Ennis (2), Hamner, Lakeman, Seminick, Miller
	6/2/1949	vs CIN	Seminick (3), Ennis, Jones, Rowe
	4/27/1965	at SF	Allen (2), Covington, Gonzalez, Dalrymple, Callison
	10/3/1972	at CHI	Money (2), Luzinski (2), Harmon, B. Robinson
	4/17/1976	at CHI	Schmidt (4), Boone, Maddox
	8/12/1977	at CHI	McCarver (2), Carlton, Luzinski, Johnstone, Hutton
	8/17/1985	at CHI	Daulton (2), Schu, Samuel, Wilson, Schmidt
	5/30/1993	at COL	Daulton (2), Greene, Duncan, Hollins, Batiste

MOST HOMERS IN A GAME - OPPONENT

HR	DATE	OPPONENT	PLAYERS
9	9/4/1999	vs CIN	Taubensee (2), Boone, Young, Hammonds, Vaughn, Reese, Johnson, Lewis
6	5/17/1979	at CHI	Kingman (3), Ontiveros, Martin, Buckner
	8/13/2000	vs HOU	Alou (2), Bagwell (2), Truby, Hidalgo
	9/5/2000	at SF	Bonds (2), Burks, Aurilia, Mueller, Snow

HOME RUNS – GRAND SLAMS

EXTRA INNINGS

9/4/1924	Cy Williams	vs NYG	10th
7/18/1925	Cy Williams	vs CHI	10th
9/9/1958	Wally Post	vs LA	10th
9/16/1967	Rick Joseph	vs LA	11th
6/20/1971	Deron Johnson	at NYM	11th
7/11/1983	Mike Schmidt	at CIN	11th
9/17/1989	John Kruk	vs STL	12th
8/6/1991	Dale Murphy	vs CHI	11th

MOST – ONE SEASON

- 4 Vince DiMaggio, 1945
- 3 Chuck Klein, 1929 and 1932; Gene Freese, 1959
- 2 George Harper, 1924; Cy Williams, 1925 and 1926; Russ Wrightstone, 1927; Dolph Camilli, 1937; Andy Seminick, Willie Jones and Del Ennis, 1950; Willie Jones, 1951; Don Demeter, 1962; Dick Stuart, 1965; Richie Allen, 1968; Mike Schmidt, 1973 and 1983; Greg Luzinski, 1976 and 1977; Dave Johnson, 1978; Darren Daulton, 1992 and 1993; Mariano Duncan, 1993; Benito Santiago, 1996; Pat Burrell, 2000

MOST – CAREER

- 7 Mike Schmidt
- Willie Jones, Chuck Klein, Cy Williams
- 5 Richie Allen, Darren Daulton, Del Ennis, Greg Luzinski, Andy Seminick
- 4 Pat Burrell, Vince DiMaggio, Russ Wrightstone
- 3 Bobby Abreu, Lave Cross, Don Demeter, Gene Freese, Granny Hamner, George Harper, Mike Lieberthal, Fred Luderus, Garry Maddox, Sam Thompson
- 27 players
- 106 players

MOST – ONE GAME, CLUB

- 2 4/28/1921, Ralph Miller and Lee Meadows
8/18/1997, Billy McMillon and Mike Lieberthal
9/9/2003, Tomas Perez and Jason Michaels

ULTIMATE GRAND SLAMS

Grand slam to win the game in the last inning while down by three runs.

8/2/1970	Tony Taylor	vs San Francisco	off Mike Davidson	0 outs
4/13/1983	Bo Diaz	vs New York	off Neil Allen	2 outs

PINCH-HITTERS (14)

4/15/1926	Cy Williams	vs BOS	(Larry Benton)
5/2/1943	Schoolboy Rowe	vs BOS	(Alva Javery)
5/18/1945	Jimmie Foxx	vs STL	(Ken Burkhart)
6/2/1945	Vince DiMaggio	vs PIT	(Al Gerheauser)
4/18/1959	Gene Freese	vs CIN	(Mike Cuellar)
5/26/1963	Roy Sievers	vs CIN	(Bill Henry)
9/16/1967	Rick Joseph	vs LA	(Ron Perranoski)**
7/19/1970	Jim Hutto	vs LA	(Jim Brewer)
4/30/1978	Dave Johnson	vs SD	(Bob Shirley)
6/3/1978	Dave Johnson	vs LA	(Terry Forster)
7/8/1978	Bake McBride	vs MTL	(Rudy May)
9/2/1983	Ozzie Virgil	vs SF	(Gary Lavelle)
8/23/1995	Jim Eisenreich	vs SD	(Dustin Hermanson)
4/20/2001	Kevin Jordan	vs ATL	(Marc Valdes)

*11th inning

PITCHERS (13)

4/21/1898	Bill Duggleby	vs NYG	(Cy Seymour)
4/28/1921	Lee Meadows	vs BOS	(Jack Scott)
5/4/1923	Lee Meadows	vs NYG	(Art Nehf)
5/12/1925	Jimmy Ring	vs PIT	(Vic Aldridge)
6/23/1929	Phil Collins	vs BOS	(Kent Greenfield) 2nd game
5/2/1943	Schoolboy Rowe	vs BOS	(Alva Javery)
8/2/1962	Art Mahaffey	vs NYM	(Craig Anderson)
8/28/1971	Rick Wise	vs SF	(Don McMahon) 2nd game
6/24/1974	Jim Lonborg	vs MTL	(Chuck Taylor)
9/27/1977	Larry Christenson	vs CHI	(Dennis Lamp)
5/16/1984	Steve Carlton	at LA	(Fernando Valenzuela)
8/25/1995	Jeff Juden	vs LA	(John Cummings)
6/2/2002	Robert Person	vs MTL	(Bruce Chen)

HOME RUNS – SEASON

30 OR MORE, ONE SEASON

48	Mike Schmidt	1980
47	Jim Thome (LH)	2003
45	Mike Schmidt	1979
43	Chuck Klein (LH)	1929
41	Cy Williams (LH)	1923
40	Chuck Klein (LH)	1930
40	Richie Allen	1966
40	Mike Schmidt	1983
39	Greg Luzinski	1977
38	Chuck Klein (LH)	1932
38	Mike Schmidt	1975
38	Mike Schmidt	1976
38	Mike Schmidt	1977
37	Mike Schmidt	1986
37	Pat Burrell	2002
36	Mike Schmidt	1974
36	Mike Schmidt	1984
35	Greg Luzinski	1978
35	Mike Schmidt	1982
35	Mike Schmidt	1987
34	Deron Johnson	1971
34	Greg Luzinski	1975
33	Richie Allen	1968
33	Mike Schmidt	1985
32	Lefty O'Doul (LH)	1929
32	Stan Lopata	1956
32	Johnny Callison (LH)	1965
32	Richie Allen	1969
31	Don Hurst (LH)	1929
31	Chuck Klein	1931
31	Del Ennis	1950
31	Johnny Callison (LH)	1964
31	Mike Schmidt	1981
31	Scott Rolen	1998
31	Mike Lieberthal	1999
31	Bobby Abreu (LH)	2001
30	Cy Williams (LH)	1927
30	Del Ennis	1948
30	Willie Montanez (LH)	1971
30	Benito Santiago	1996

LH = Left-handed Hitters

TRIOS, ONE SEASON

Chuck Klein	43
Lefty O'Doul	32
Don Hurst	31
Total in 1929	106
Greg Luzinski	39
Mike Schmidt	38
Richie Hebner	18
Total in 1977	95
Jim Thome	47
Pat Burrell	21
Bobby Abreu	20
Total in 2003	88
Mike Schmidt	38
Greg Luzinski	34
Richie Allen	12
Total in 1975	84
Mike Schmidt	35
Juan Samuel	28
Von Hayes	21
Total in 1987	84
DUOS, ONE SEASON	
Greg Luzinski	39
Mike Schmidt	38
Total in 1977	77
Chuck Klein	43
Lefty O'Doul	32
Total in 1929	75
Mike Schmidt	38
Greg Luzinski	34
Total in 1975	72
Jim Thome	47
Pat Burrell	21
Total in 2003	68
Mike Schmidt	48
Greg Luzinski	19
Total in 1980	67
Deron Johnson	34
Willie Montanez	30
Total in 1971	64
Mike Schmidt	35
Juan Samuel	28
Total in 1987	63

EACH PARK, ONE SEASON

1929	Chuck Klein
1941	Danny Litwhiler
1944	Ron Northey
1948	Del Ennis
1950	Andy Seminick
1950	Dick Sisler
1952	Del Ennis
1959	Wally Post
1979	Mike Schmidt

MOST MULTIPLE HOME RUN GAMES

7	Richie Allen, 1968
6	Cy Williams, 1923
	Chuck Klein, 1931
	Mike Schmidt, 1974
	Jim Thome, 2003
5	Greg Luzinski, 1977
	Mike Schmidt, 1980
	Mike Schmidt, 1983
	Von Hayes, 1989

MOST HOME RUNS AT HOME

29	Chuck Klein, 1932
28	Jim Thome, 2003
26	Cy Williams, 1923
	Chuck Klein, 1930
25	Chuck Klein, 1929
	Mike Schmidt, 1980
24	Dolph Camilli, 1936
22	Chuck Klein, 1931
	Deron Johnson, 1971
	Mike Schmidt, 1975
	Greg Luzinski, 1977

MOST HOME RUNS ON THE ROAD

29	Mike Schmidt, 1979
23	Richie Allen, 1966
	Mike Schmidt, 1980
22	Del Ennis, 1948
	Benito Santiago, 1996
21	Mike Schmidt, 1976
	Mike Schmidt, 1977
	Mike Schmidt, 1983
	Mike Lieberthal, 1999
20	Mike Schmidt, 1984
	Mike Schmidt, 1987
19	Don Demeter, 1962
	Mike Schmidt, 1985
	Pat Burrell, 2002
	Jim Thome, 2003
18	Bobby Abreu, 2001

HOME RUNS – SEASON

MOST PLAYERS IN DOUBLE HOME RUN FIGURES

7	1977	Luzinski, Schmidt, Hebner, Johnstone, Maddox, Boone, McBride
	1987	Schmidt, Samuel, Hayes, Parrish, James, Aguayo, Wilson
	1993	Daulton, Incaviglia, Dykstra, Hollins, Kruk, Chamberlain, Duncan
	2001	Abreu, Burrell, Rolen, Lee, Glanville, Rollins, Anderson
	2002	Burrell, Abreu, Rolen, Lieberthal, Lee, Giambi, Rollins
6	1950	Ennis, Jones, Seminick, Goliat, Sisler, Hamner
	1955	Ennis, Lopata, Jones, Greengrass, Seminick, Morgan
	1969	Allen, Hisle, Johnson, Callison, Briggs, Ryan
	1973	Luzinski, Robinson, Schmidt, Montanez, Unser, Boone
	1978	Luzinski, Schmidt, Hebner, Boone, Maddox, McBride
	1984	Schmidt, Virgil, Hayes, Samuel, Lezcano, Matuszek
	1986	Schmidt, Hayes, Samuel, Wilson, Russell, Redus
	1988	James, Parrish, Samuel, Schmidt, Bradley, Jordan
	1999	Lieberthal, Rolen, Brogna, Abreu, Gant, Glanville
	2003	Thome, Burrell, Abreu, Polanco, Ledee, Lieberthal

CONSECUTIVE 20 HOME RUN SEASONS

SEASONS	PLAYER	YEARS
14	Mike Schmidt	1974-87
6	Richie Allen	1964-69
5	Chuck Klein	1929-33
5	Del Ennis	1952-56
5	Scott Rolen	1997-01
5	Bobby Abreu	1999-current
4	Johnny Callison	1962-65
4	Greg Luzinski	1975-78

MOST PLAYERS WITH 20 HOMERS

4	1962	Don Demeter, Johnny Callison, Roy Sievers, Tony Gonzalez
		1999
	2001	Bobby Abreu, Pat Burrell, Scott Rolen, Travis Lee
3	1929	Chuck Klein, Lefty O'Doul, Don Hurst
	1950	Del Ennis, Willie Jones, Andy Seminick
	1965	Johnny Callison, Dick Stuart, Richie Allen
	1987	Mike Schmidt, Juan Samuel, Von Hayes
	1997	Scott Rolen, Rico Brogna, Mike Lieberthal
	2000	Scott Rolen, Bobby Abreu, Ron Gant
	2003	Jim Thome, Pat Burrell, Bobby Abreu

30 HOMERS AND 100 RBI, SAME SEASON

YEAR	PLAYER	HR/RBI
1923	Cy Williams (LH)	41/114
1929	Chuck Klein (LH)	43/145
1929	Don Hurst (LH)	31/125
1929	Lefty O'Doul (LH)	32/122
1930	Chuck Klein (LH)	40/170
1931	Chuck Klein (LH)	31/121
1932	Chuck Klein (LH)	38/137
1950	Del Ennis	31/126
1964	Johnny Callison (LH)	31/104
1965	Johnny Callison (LH)	32/101
1966	Richie Allen	40/110
1974	Mike Schmidt	36/116
1975	Greg Luzinski	34/120
1976	Mike Schmidt	38/107
1977	Greg Luzinski	39/130
1977	Mike Schmidt	38/101
1978	Greg Luzinski	35/101
1979	Mike Schmidt	45/114
1980	Mike Schmidt	48/121
1983	Mike Schmidt	40/109
1984	Mike Schmidt	36/106
1986	Mike Schmidt	37/119
1987	Mike Schmidt	35/113
1998	Scott Rolen	31/110
2001	Bobby Abreu (LH)	31/110
2002	Pat Burrell	37/116
2003	Jim Thome (LH)	47/131

Schmidt is the leader with nine 30/100 seasons; Klein had four; Luzinski three; Callison two; nine others had one each.

HOME RUNS – INSIDE-THE-PARK

INSIDE-THE-PARK, SEASON

INDIVIDUAL

5	Red Dooin, 1904
4	Sherry Magee, 1907 Beals Becker, 1913
3	John Titus, 1904 Kitty Bransfield, 1905 Sherry Magee, 1911 Richie Allen, 1966

TEAM

16	1904
10	1913
9	1907
7	1905, 1909, 1911
6	1917, 1923, 1957

INSIDE-THE-PARK GRAND SLAMS

8/23/1918	Irish Meusel at CIN
7/25/1924	George Harper vs CHI
6/19/1951	Willie Jones at PIT
8/8/1956	Ted Kazanski at NYG

EXTRA-INNING INSIDE-THE-PARK HR

9/21/1947	Del Ennis at NYG (11th)
9/25/1964	Richie Allen vs MIL (10th)
6/11/1965	Johnny Callison vs HOU (10th)
8/1/1966	Richie Allen vs HOU (10th)
5/15/1989	Bob Dernier vs SF (12th)
8/27/2000	Bobby Abreu vs SF (10th)

INSIDE-THE-PARK, CAREER

There have been 237 inside-the-park homers by 111 players since 1900.

19	Sherry Magee
9	John Titus
8	Red Dooin
7	Richie Ashburn, Kitty Bransfield
5	Richie Allen, Beals Becker, Elmer Flick, Possum Whitted
4	Shad Berry, Mickey Doolan, Hans Lobert, Fred Luderus, Roy Thomas
3	Bobby Abreu, Harry Anderson, Johnny Bates, Larry Bowa, Johnny Callison, Gavvy Cravath, George Harper, Ted Kazanski, Chuck Klein, Nap Lajoie, Freddy Leach, Irish Meusel, Dode Paskert, Mike Schmidt, Milt Stock, Cy Williams (16)
2	Dave Bancroft, Ed Delahanty, Denny Doyle, Bill Duggleby, Barney Friberg, Kid Gleason, Eddie Grant, Von Hayes, Walter Holke, Cliff Lee, Johnny Lush, Ron Northey, Juan Samuel, Andy Seminick, Denny Sothorn, Bill White, Pinky Whitney, Russ Wrightstone (18)
1	Doug Baird, Juan Bell, John Bolling, Bob Boone, Ed Bouchee, Frank Bruggy, Dave Cash, Frank Corridon, Ernie Courtney, Monte Cross, Tony Curry, Kiddo Davis, Spud Davis, Bob Dernier, Vance Dinges, Joe Dolan, Klondike Douglass, Jack Doyle, Lenny Dykstra, Del Ennis, Johnny Evers, Chico Fernandez, Art Fletcher, Ron Gant, Doug Glanville, Tony Gonzalez, Granny Hamner, Terry Harmon, Rudy Hulswitt, Willie Jones, Kevin Jordan, Oscar Judd*, Bill Killefer, Otto Knabe, Bevo LeBourveau, Hal Lee, Joe Lonnett, Bake McBride, Ed McFarland, Rube Melton*, Johnny Mokon, John Monroe, Mickey Morandini, Fred Osborn, Buz Phillips*, Wally Post, Goldie Rapp, Cookie Rojas, Scott Rolen, Heinie Sand, Paul Sentelle, Curt Simmons*, Casey Stengel, Tony Taylor, Al Todd, Harry Walker, Lee Walls, Doc White, Del Wilber, Glenn Wilson, Jimmie Wilson, Harry Wolverton, Chief Zimmer (63)

*Pitcher

WALK-OFF HOME RUNS

There have been 154 walk-off home runs hit by 94 players since 1900.

10	Mike Schmidt
6	Cy Williams
5	Richie Allen, Johnny Callison, Gavvy Cravath, Del Ennis, Von Hayes
3	Tony Gonzalez, Stan Lopata, Johnny Moore, Scott Rolen, Jim Tabor
2	16 players
1	66 players

RUNS BATTED IN

BY THE MONTH

April	Von Hayes, 1989 (22)
May	Cy Williams, 1923 (44)
June	Chuck Klein, 1930 (36)
July	Chuck Klein, 1929 (40)
August	Don Demeter, 1962 (31)
September	Gary Matthews, 1981 (31)

MOST IN ONE MONTH

44	Cy Williams, 1923 (May)
40	Chuck Klein, 1929 (July)
39	Del Ennis, 1950 (July)
38	Pinky Whitney, 1932 (July)
38	Chuck Klein, 1930 (July)
36	Chuck Klein, 1930 (June)
34	Don Hurst, 1929 (July)
34	Dick Allen, 1966 (June)
33	Chuck Klein, 1929 (May)
33	Chuck Klein, 1932 (June)
33	Greg Luzinski, 1973 (June)
32	Don Hurst, 1932 (May)
32	Chuck Klein, 1930 (May)
32	Del Ennis, 1954 (May)
32	Mike Schmidt, 1974 (June)
32	Greg Luzinski, 1977 (July)
32	Mike Schmidt, 1979 (July)

MOST CONSECUTIVE GAMES WITH AN RBI

10	Pinky Whitney, 1931
9	Pinky Whitney, 1928
	Don Hurst, 1932
8	Don Hurst, 1929
	Buzz Arlett, 1931
	Don Hurst, 1932
	Chuck Klein, 1932
	Wes Schulmerich, 1933
	Del Ennis, 1955
	Mike Schmidt, 1984
	Darren Daulton, 1992
	Todd Zeile, 1996
	Rico Brogna, 1998
	Rico Brogna, 1999
	Jim Thome, 2003

MOST, ONE GAME - PHILLIES

RBI	PLAYER	DATE	OPPONENT
8	Kitty Bransfield	7/11/1910	at Pittsburgh
	Gavvy Cravath	8/8/1915	at Cincinnati
	Willie Jones	8/20/1958	at St. Louis
	Mike Schmidt	4/17/1976*	at Chicago
7	Ed Delahanty	7/13/1894	at Chicago
	Lee King	4/28/1921	at Brooklyn
	Cy Williams	5/20/1927	vs Cincinnati
	Dolph Camilli	4/19/1935	vs New York Giants
	Granny Hamner	7/17/1948	at St. Louis
	Del Ennis	7/27/1950	vs Chicago
	Del Ennis	7/23/1955	vs St. Louis
	Don Demeter	9/12/1961	at Los Angeles
	Richie Allen	9/29/1968	at New York Mets
	Greg Luzinski	6/11/1977	at Atlanta
	Rico Brogna	8/25/1999	vs San Diego
	Robert Person	6/2/2002	vs Montreal

*10 innings

MOST, ONE GAME - OPPONENT

RBI	PLAYER	DATE	OPPONENT
9	Erubiel Durazo	5/17/2002	at Arizona
8	Babe Herman	7/20/1933	at Chicago
	Mel Ott	5/11/1936	vs New York Giants
	Alex Kampouris	5/9/1937	vs Cincinnati
	Ed Bailey	7/22/1965	at Chicago
	Chris Speier	9/22/1982	at Montreal
7	George Kelly	7/25/1928	vs Cincinnati
	Pie Traynor	6/6/1930	vs Pittsburgh
	Frank Demaree	7/26/1936	vs Chicago
	Dom Dallessandro	8/26/1941	vs Chicago
	Johnny Bench	5/9/1973	vs Cincinnati
	Joe Morgan	8/19/1974	at Cincinnati
	Bill Buckner	5/17/1979	at Chicago
	George Hendrick	6/29/1982	vs St. Louis
	Will Clark	7/14/1991	vs San Francisco
	Mike Piazza	8/27/1995	vs Los Angeles
	Gary Sheffield	9/18/1995	vs Florida
	Jeff Blauser	5/11/1996	vs Atlanta
	Mark McGwire	5/18/2000	vs St. Louis
	Jeff Bagwell	8/13/2000	vs Houston

BEST HITTING OUTFIELD

The best hitting outfield in major league history was a Phillies combination in 1894. Sam Thompson (.407), Ed Delahanty (.407) and Bill Hamilton (.404) combined for a .400 batting average. Ranking second is Detroit's 1925 threesome: Harry Heilmann, Ty Cobb and Al Wingo, combining for a .380 average.

PINCH-HITTING

TEAM TOTALS

YEAR	AVG	AB	H	HR	RBI
1950	.250	124	31	2	21
1951	.167	146	29	2	14
1952	.204	113	23	4	16
1953	.219	137	30	2	19
1954	.225	120	27	2	20
1955	.210	138	29	2	16
1956	.217	180	39	2	39
1957	.178	163	29	5	21
1958	*.308	208	*64	*11	*64
1959	.247	215	53	*9	53
1960	.195	261	51	4	30
1961	.219	260	57	2	30
1962	.203	227	46	2	28
1963	.198	217	43	*8	*36
1964	.232	215	50	2	*30
1965	.202	228	46	2	24
1966	.212	208	44	1	19
1967	.184	255	47	3	26
1968	.242	186	*45	*5	23
1969	.156	173	27	0	14
1970	.242	207	50	*6	41
1971	.196	184	36	3	17
1972	.213	221	*47	*5	21
1973	.256	227	58	4	29
1974	.281	210	59	*9	41
1975	.247	247	61	4	42
1976	.233	215	50	1	21
1977	.249	213	53	2	42
1978	.193	218	42	*8	40
1979	.229	218	50	5	29
1980	.276	174	48	0	25
1981	.227	132	30	2	17
1982	.217	189	41	0	23
1983	.242	227	55	4	35
1984	.241	290	70	10	60
1985	.205	244	50	4	29
1986	.267	224	60	6	32
1987	.233	258	60	4	21
1988	.230	243	56	1	23
1989	.199	286	57	3	30
1990	.211	246	52	4	29
1991	.241	245	59	2	33
1992	.233	219	51	4	26
1993	.253	198	50	2	26
1994	.272	147	40	3	27
1995	.233	215	50	7	37
1996	.216	213	46	5	26
1997	.183	246	45	3	26
1998	.232	224	52	5	30
1999	.255	204	52	5	29
2000	.199	231	46	2	19
2001	.242	198	48	6	37
2002	.220	209	46	5	30
2003	.244	213	52	5	23

* League Leader

TEAM LEADER, AVERAGE (MIN. 16 AB)

YEAR	PLAYER	AVG	AB	H	HR	RBI
1950	Dick Whitman	.308	39	*12	0	5
1951	Bill Nicholson	.306	36	11	0	9
1952	Bill Nicholson	.250	32	8	3	10
1953	Connie Ryan	.350	20	7	1	4
	Eddie Waitkus	.350	20	7	0	1
1954	Smoky Burgess	.353	17	6	1	7
1955	Glen Gorbous	.265	34	9	1	3
1956	Solly Hemus	.273	33	9	0	0
1957	Ron Northey	.269	26	7	1	5
1958	Bob Bowman	*.419	31	13	3	9
1959	Dave Philley	.395	38	15	0	11
1960	Bobby Gene Smith	.315	35	11	1	8
1961	Tony Gonzalez	.375	16	6	1	3
1962	Wes Covington	.300	30	9	0	6
1963	Wes Covington	.320	25	8	2	9
1964	John Herrnstein	.333	21	7	1	5
1965	Alex Johnson	.296	27	8	1	1
1966	Doug Clemens	.245	49	12	0	8
1967	Doug Clemens	.204	54	11	0	4
1968	Rick Joseph	.292	24	7	2	3
1969	Terry Harmon	.222	18	4	0	0
1970	Rick Joseph	.297	37	11	3	7
1971	Byron Browne	.259	27	7	1	2
1972	Tommy Hutton	*.421	19	8	0	3
1973	M. Rogodzinski	.340	47	*16	2	7
1974	Tony Taylor	.370	46	17	2	12
1975	Jay Johnstone	.400	25	10	1	6
1976	Ollie Brown	.346	26	9	1	8
1977	Dave Johnson	.346	26	9	1	11
1978	Dave Johnson	.316	19	6	2	11
1979	Del Unser	.304	46	14	4	14
1980	Del Unser	.316	38	12	0	6
1981	George Vukovich	.455	11	5	1	3
1982	Greg Gross	.358	53	*19	0	7
1983	Pete Rose	.364	22	8	0	2
1984	Len Matuszek	.417	24	10	3	10
1985	Jeff Stone	.278	18	5	1	1
1986	Jeff Stone	.333	21	7	1	3
1987	Keith Hughes	.421	19	8	0	3
1988	Tommy Barrett	.381	21	8	0	2
1989	Randy Ready	.263	19	5	1	3
1990	Randy Ready	.267	45	12	0	5
1991	Jim Lindeman	.361	36	13	0	2
1992	Jim Lindeman	.400	20	8	1	5
1993	Milt Thompson	.320	25	8	0	3
1994	Pete Incaviglia	.350	20	7	1	3
1995	Tony Longmire	.303	33	19	3	11
1996	Ruben Amaro	.387	31	12	1	10
1997	Kevin Sefcik	.316	19	6	0	0
1998	Kevin Jordan	.278	54	15	2	10
1999	Alex Arias	*.545	22	12	0	9
2000	Brian R. Hunter	.225	40	9	1	4
2001	Brian L. Hunter	.364	33	12	2	9
2002	Doug Glanville	.350	20	7	0	2
2003	Tyler Houston	.448	29	13	0	8

* League Leader

MOST PINCH-HITS, CAREER

117	Greg Gross (LH)	37	Dave Philley (SW)
53	Tony Taylor	35	John Briggs (LH)
52	Tommy Hutton (LH)	35	Del Unser (LH)
47	Tim McCarver (LH)	33	Wes Covington (LH)
45	Kevin Jordan	33	Cy Williams (LH)
43	Ricky Jordan		

MOST PINCH-HITS, SEASON

20	Roy (Doc) Miller, 1913 (LH)
19	Greg Gross, 1982 (LH)
18	Rene Montague, 1945 (LH); Dave Philley, 1958 (SW)
17	Tony Taylor, 1974
16	Mike Rogodzinski, 1973 (LH); Ricky Jordan, 1993
15	Harry McCurdy, 1933 (LH); Schoolboy Rowe, 1943; Dave Philley, 1959 (LH); Greg Gross, 1987 (LH); Kevin Jordan, 1998

PINCH-HITTING

YEARLY LEADERS IN PINCH-HITS

YEAR	PH	PLAYER	YEAR	PH	PLAYER	YEAR	PH	PLAYER
1883-91		No player had a PH	1911	4	John Titus	1941	5	Chuck Klein
1892	1	Charlie Reilly*	1912	7	Roy Miller		5	John Rizzo
1893	2	John Sharrott*	1913	20	Roy Miller*	1942	5	Earl Naylor
1894	2	Mike Grady*	1914	10	Josh Devore	1943	15	Schoolboy Rowe*
1895	2	Tuck Tucker*	1915	3	Dode Paskert	1944	8	Coaker Triplett
1896	1	Ed Delahanty		3	Bud Weiser	1945	18	Rene Monteagudo*
	1	Bill Hulen	1916	6	Claude Cooper	1946	8	Lou Novikoff
1897	1	Jack Boyle	1917	5	Frank Schulte	1947	9	Charlie Gilbert
	1	Kid Carsey	1918	8	Mike Fitzgerald*	1948	7	Bama Rowell
	1	Jack Clements	1919	6	Gavvy Cravath		7	Harry Walker
	1	Billy Nash	1920	12	Gavvy Cravath*	1949	7	Buddy Blattner
	1	Al Orth	1921	9	Bevo LeBoureau	1950	12	Dick Whitman*
1898	2	Al Orth	1922	4	Bevo LeBoureau	1951	11	Bill Nicholson
1899	2	Pearce Chiles	1923	6	Clarence Mitchell	1952	8	Bill Nicholson
	2	Ed Delahanty	1924	7	Butch Henline	1953	7	Connie Ryan
	2	Nap Lajoie	1925	6	Russ Wrightstone		7	Eddie Waitkus
1900	1	Klondike Douglass	1926	6	Wayland Dean	1954	6	Smoky Burgess
1901	1	Jack Dunn	1927	7	Jack Scott	1955	9	Glen Gorbous
	1	Al Orth	1928	7	Cy Williams	1956	14	Frank Baumholtz*
	1	Rabbit Slagle	1929	9	Cy Williams	1957	7	Ron Northey
1902	2	Fred Jacklitsch	1930	8	Harry McCurdy	1958	18	Dave Philley*
1903	3	Red Dooin		8	Tripp Sigman	1959	15	Dave Philley
	3	Frank Roth		8	Cy Williams	1960	12	Clay Dalrymple
1904	4	Frank Roth*	1931	7	Harry McCurdy	1961	6	Tony Gonzalez
1905	3	Red Dooin	1932	5	Fred Brickell	1962	9	Wes Covington
	3	Hugh Duffy	1933	15	Harry McCurdy*	1963	8	Wes Covington
	3	Otto Krueger	1934	7	Harvey Hendrick	1964	7	John Herrnstein
1906	1	Jerry Donovan	1935	5	Al Todd	1965	8	Alex Johnson
	1	Red Dooin	1936	8	Jimmie Wilson	1966	12	Doug Clemens
	1	John Lush	1937	7	Earl Browne	1967	11	Doug Clemens
	1	John Titus		7	Johnny Moore	1968	11	Rick Joseph
	1	Joe Ward	1938	5	Cap Clark	1969	4	Terry Harmon
1907	7	Wilfred Osborn*	1939	8	Emmett Mueller	1970	11	Rick Joseph
1908	3	Ernie Courtney	1940	4	Herschel Martin	1971	7	Byron Browne
1909	5	Joe Ward		4	Emmett Mueller	1972	8	Tommy Hutton
1910	3	Red Dooin		4	Bennie Warren	1973	16	Mike Rogodzinski*
	3	Jimmy Walsh						

* League Leader

PINCH-HOMERS, CAREER

There have been 281 pinch-homers hit in Phillies history by 157 players.

- 9 Cy Williams
- 6 Gavvy Cravath, Kevin Jordan, Rick Joseph, Del Unser
- 5 Gene Freese, Ricky Ledee, Bill Nicholson
- 4 Bob Bowman, Ollie Brown, Johnny Callison, Dave Hollins, Wally Post, Rip Repulski
- 3 Luis Aguayo, Rob Ducey, Jeff Grotewold, Von Hayes, Tommy Hutton, Dave Johnson, Deron Johnson, Tony Longmire, Stan Lopata, Jerry Martin, Len Matuszek, Jason Michaels, John Russell, Tony Taylor
- 2 38 players
- 1 91 players

MOST PINCH-HOMERS, SEASON

- 5 Gene Freese (1959)
- 4 Rip Repulski (1958), Del Unser (1979)
- 3 Cy Williams (1928), Bill Nicholson (1952), Bob Bowman (1958), Wally Post (1958), Rick Joseph (1970), Jerry Martin (1978), Len Matuszek (1984), Dave Hollins (1990)*, Jeff Grotewold (1992), Tony Longmire (1995), Ricky Ledee (2002)

*Hit one from each side of the plate.

PINCH-HOMERS, CONSECUTIVE AT-BATS

- 3 Del Unser 1979: 6/30, 7/5, 7/10
- 2 Cy Williams 1928: 6/2, 6/6
- Lefty O'Doul 1930: 9/9, 9/13
- Rip Repulski 1958: 8/22, 8/24
- Gene Freese 1959: 4/18, 4/23
- Jerry Martin 1978: 5/18, 5/26
- Jeff Grotewold 1992: 7/7 (game 2), 7/8



SEASON LEADERS

300 BATTING AVERAGE

Minimum #40 AB

1900 Flick (LH)	.378	1930 Klein (LH)	*.368	2000 Abreu (LH)	.316	1929 O'Doul (LH)	*181
Lajoie	.346	S. Davis	.349	2002 Abreu (LH)	.308	F.Thompson	154
Delahanty	.323	Fullis	.309	2003 Lieberthal	.313	1930 Whitney	153
Thomas (LH)	.316	1934 Moore (LH)	.343	Byrd	.303	1933 Fullis	*162
1901 Delahanty	.354	E. Allen	.330	Abreu (LH)	.300	1934 Bartell	153
Flick (LH)	.336	Bartell	.310			1949 Ashburn (LH)	158
Thomas (LH)	.309	Chiozza (LH)	.304			1951 Ashburn (LH)	*181
1903 Thomas (LH)	.327	1935 Moore (LH)	.323			1953 Ashburn (LH)	*169
Keister	.320	E. Allen	.307			1954 Ashburn (LH)	150
Wolverton	.308	1936 Moore	.328			1956 Ashburn (LH)	153
1905 Thomas (LH)	.317	Camilli (LH)	.315			1957 Ashburn (LH)	*152
Titus (LH)	.308	Klein (LH)	.309			1958 Ashburn (LH)	*176
1907 Magee	.328	1937 Whitney	.341			1974 Cash	*167
1908 Bransfield	.304	Camilli (LH)	.339			Bowa (SW)	154
1910 Magee	*.331	Klein (LH)	.325			1975 Cash	*166
Bates (LH)	.305	1939 Arnovich	.324			1976 Cash	162
1911 Luderus (LH)	.301	1941 Etten (LH)	.311			1978 Bowa (SW)	*153
1912 Paskert	.315	Litwhiler	.305			1979 Rose (SW)	*159
Magee	.306	1945 Wasdell	.300				
1913 Cravath	.341	1946 Ennis	.313				
Magee	.306	1947 Walker (LH)	*.363				
1914 Becker (LH)	.325	1948 Ashburn (LH)	.333				
Magee	.314	1949 Ennis	.302				
1915 Luderus (LH)	.315	1950 Ennis	.311				
1919 Meusel	.305	Ashburn (LH)	.303				
1920 C. Williams (LH)	.325	1951 Ashburn (LH)	.344				
Meusel	.309	1953 Ashburn (LH)	.330				
1921 C. Williams (LH)	.320	1954 Ashburn (LH)	.313				
1922 Walker (LH)	.337	1955 Ashburn (LH)	*.338				
C. Lee	.322	1956 Ashburn (LH)	.303				
Henline	.316	1958 Ashburn (LH)	*.350				
C. Williams (LH)	.308	H. Anderson (LH)	.301				
1923 Tierney	.317	1962 Demeter	.307				
Mokan	.313	Gonzalez (LH)	.302				
Holke	.311	Callison (LH)	.300				
1924 C. Williams (LH)	.328	1963 Gonzalez (LH)	.306				
Holke	.300	1964 Allen (LH)	.318				
1925 Harper (LH)	.349	1965 Rojas	.303				
Fonseca	.319	Allen	.302				
1926 Leach (LH)	.329	1966 Allen	.317				
Mokan	.303	1967 Gonzalez (LH)	.339				
1927 Leach (LH)	.306	Allen	.307				
Wrightstone (LH)	.306	1970 Taylor	.301				
F.Thompson	.303	1974 Montanez (LH)	.304				
1928 Leach (LH)	.304	Cash	.300				
Whitney	.301	1975 Bowa (SW)	.305				
1929 O'Doul (LH)	*.398	Cash	.305				
Klein (LH)	.356	Luzinski	.300				
Whitney	.327	1976 Maddox	.330				
F.Thompson	.324	Johnstone (LH)	.318				
Hurst (LH)	.304	Luzinski	.304				
Friberg (LH)	.301	1977 McBride (LH)	.316				
1930 Klein (LH)	.386	Luzinski	.309				
O'Doul (LH)	.383	1979 Rose (SW)	.331				
Whitney	.342	1980 McBride (LH)	.309				
1931 Klein (LH)	.337	1981 Rose (SW)	.325				
Arlett	.313	Schmidt	.316				
Hurst (LH)	.305	Matthews	.301				
1932 Klein (LH)	.348	1986 V.Hayes(LH)	.305				
Hurst (LH)	.339	1987 Thompson (LH)	.302				
S. Davis	.336	1990 Dykstra (LH)	.325				
K. Davis	.309	1992 Kruk (LH)	.323				
Bartell	.308	1993 Kruk (LH)	.316				
Lee	.303	Dykstra (LH)	.305				
		1995 Jefferies (SW)	.306				
		1998 Abreu (LH)	.312				
		1999 Abreu (LH)	.335				
		Glanville	.325				
		Lieberthal	.300				

200 HITS

1893 S.Thompson (LH)	*222
Delahanty	219
1894 Hamilton (LH)	223
Cross	204
1895 S. Thompson (LH)	211
Hamilton (LH)	201
1897 Delahanty	200
1898 Lajoie	200
1899 Delahanty	*234
1900 Flick (LH)	207
1929 O'Doul (LH)	*254
Klein (LH)	219
F.Thompson	202
Whitney	200
1930 Klein (LH)	250
Whitney	207
O'Doul (LH)	202
1931 Klein (LH)	200
1932 Klein (LH)	*226
1933 Klein (LH)	*223
Fullis	200
1951 Ashburn (LH)	*221
1953 Ashburn (LH)	*205
1958 Ashburn (LH)	*215
1964 Allen	201
1974 Cash	206
1975 Cash	*213
1979 Rose (SW)	208
1999 Glanville	204

40 DOUBLES

1890 S. Thompson (LH)	*41
1895 Delahanty	*49
S. Thompson (LH)	45
Delahanty	*44
1897 Delahanty	40
1898 Lajoie	*40
1899 Delahanty	*56
1916 Niehoff	*42
1929 Klein (LH)	45
Whitney	43
F.Thompson	41
1930 Klein (LH)	*59
Whitney	41
1931 Bartell	43
1932 Klein (LH)	50
Bartell	48
Lee	42
Hurst (LH)	41
1933 Klein (LH)	*44
1934 E. Allen	*42
1935 E. Allen	46
1948 Ennis	40
1966 Callison (LH)	*40
1975 Cash	40
1979 Rose (SW)	40
1980 Rose (SW)	*42
1986 V. Hayes (LH)	*46
1992 Duncan	40
1993 Dykstra (LH)	44
1997 Morandini (LH)	40
1998 Rolan	45
2000 Abreu (LH)	42
2001 Abreu (LH)	48
2002 Abreu (LH)	50
2003 Rollins (SW)	42

325 TOTAL BASES

1893 Delahanty	*347
1895 S.Thompson (LH)	*352
1899 Delahanty	*335
1929 Klein (LH)	405
O'Doul (LH)	397
1930 Klein (LH)	*445
1931 Klein (LH)	*347
1932 Klein (LH)	*420
1933 Klein (LH)	*365
1950 Ennis	328
1964 Allen	*352
1966 Allen	331
1977 Luzinski	329
1980 Schmidt	*342
1987 Samuel	329
2003 Thome (LH)	331

150 SINGLES

1892 Hamilton (LH)	152
1893 S.Thompson (LH)	161
1894 Hamilton (LH)	179
Cross	154
1895 Hamilton (LH)	167
1897 Cooley (LH)	155
1898 Cooley (LH)	156
1899 Thomas (LH)	162
Delahanty	160
1900 Thomas (LH)	161
1905 Thomas (LH)	161

15 TRIPLES

1886 Wood (LH)	15
1887 Wood (LH)	19
1889 Fogarty	17
1892 Delahanty	*21
1893 Delahanty	18
1894 S.Thompson (LH)	27
Delahanty	16
Hamilton (LH)	15
1895 S.Thompson (LH)	21
1896 Delahanty	17
1897 Lajoie	25
Delahanty	15
1900 Flick (LH)	16

SEASON LEADERS

Continued from page 247

.400 ON-BASE PCT.

Since 1900

1900	Thomas (LH)	.438
	Flick	.426
1901	Thomas (LH)	.428
	Delahanty	.423
1902	Thomas (LH)	.412
1903	Thomas (LH)	.450
1904	Thomas (LH)	.411
1905	Thomas (LH)	.414
1910	Magee	.445
1912	Paskert	.420
1913	Cravath	.407
1914	Cravath	.402
1924	Williams (LH)	.403
1929	O'Doul (LH)	.465
	Klein (LH)	.407

1930	O'Doul (LH)	.453
	Klein (LH)	.436
1932	Hurst (LH)	.412
	Klein (LH)	.404
1933	Klein (LH)	.422
1936	Camilli (LH)	.441
1937	Camilli (LH)	.446
1941	Etten	.405
1947	Walker (LH)	.443
1948	Ashburn (LH)	.410
1954	Ashburn (LH)	.441
1955	Ashburn (LH)	.449
1958	Ashburn (LH)	.440
1967	Allen	.404
1979	Rose (SW)	.418
1981	Schmidt	.435
1982	Schmidt	.403
1987	V. Hayes (LH)	.404

1990	Dykstra (LH)	*.418
1992	Kruk (LH)	.423
1993	Kruk (LH)	.430
	Dykstra (LH)	.420
1994	Dykstra (LH)	.404
1996	Eisenreich (LH)	.413
1998	Abreu (LH)	.409
1999	Abreu (LH)	.446
2000	Abreu (LH)	.416
2002	Abreu (LH)	.413
2003	Abreu (LH)	.409

1974	Cash	*687
	Bowa (SW)	669
1975	Cash	*699
1976	Cash	*666
1978	Bowa (SW)	654
1980	Rose (SW)	655
1984	Samuel	*701
1985	Samuel	*663
1987	Samuel	*655
1998	Glanville	*678
2001	Rollins (SW)	*656

* League Leader
(LH) Left-handed batter
(SW) Switch-hitter
NOTE: See Yearly Batting
Leaders in this section
for more information.

650 AT-BATS

1932	Klein (LH)	650
1949	Ashburn (LH)	*662
	Hamner	*662
1964	Callison (LH)	654
1971	Bowa (SW)	*650

SEASON LEADERS BY POSITION

Since 1900

POS.	PLAYER	TOTAL	YEAR
BATTING AVERAGE			
P	Paul Weinert	.322	1923
C	Smoky Burgess	.368	1954
1B	Dolph Camilli	.339	1937
2B	Nap Lajoie	.346	1900
SS	Dick Bartell	.310	1934
3B	Pinky Whitney	.342	1930
LF	Lefty O'Doul	.398	1929
CF	Harry Walker	.371	1947
RF	Chuck Klein	.386	1930

DOUBLES

P	Bucky Walters	10	1936
C	Darren Daulton	35	1993
1B	Von Hayes	46	1986
2B	Bert Niehoff	42	1916
SS	Dick Bartell	48	1932
3B	Scott Rolen	45	1998
LF	Hal Lee	42	1932
	Ethan Allen	42	1934
CF	Ethan Allen	46	1935
RF	Chuck Klein	59	1930

POS.	PLAYER	TOTAL	YEAR
TRIPLES			
P	Grover Alexander	4	1916
	Robin Roberts	4	1955
C	Stan Lopata	7	1956
1B	Dolph Camilli	13	1936
2B	Juan Samuel	19	1984
SS	Larry Bowa	13	1972
3B	Pinky Whitney	14	1929
	Richie Allen	14	1965
LF	Sherry Magee	17	1905
CF	Harry Walker	16	1947
RF	Elmer Flick	17	1901

HOME RUNS

P	Rick Wise	6	1971
C	Stan Lopata	32	1956
1B	Deron Johnson	34	1971
2B	Juan Samuel	28	1987
SS	Granny Hamner	17	1952
3B	Mike Schmidt	48	1980
LF	Greg Luzinski	39	1977
CF	Cy Williams	41	1923
RF	Chuck Klein	43	1929

POS.	PLAYER	TOTAL	YEAR
RBI			
P	Al Orth	21	1900
C	Darren Daulton	109	1992
1B	Don Hurst	143	1932
2B	Juan Samuel	100	1987
SS	Granny Hamner	87	1952
3B	Pinky Whitney	124	1932
LF	Greg Luzinski	130	1977
CF	Cy Williams	114	1923
RF	Chuck Klein	170	1930

Note: Players who performed at more than one position are considered for the position they played most in that particular year and are credited with their entire season's statistics.

DID YOU KNOW?

Lefty O'Doul set a National League record for most times reached base in a season when he got on base 334 times for the Phillies in 1929 on 254 hits (an NL record), 76 walks and 4 hit by pitches.



YEARLY BATTING LEADERS

YEAR	GAMES	AT-BATS	RUNS	HITS
1883	Farrar 99	Purcell 425	Purcell 70	Purcell 114
1884	Farrar 111	McClellan 450	Andrews 74	McClellan 116
1885	two with 111	Manning 445	Andrews 77	Mulvey 119
1886	Farrar 118	G. Wood 450	Andrews 93	G. Wood 123
1887	Fogarty 126	Fogarty 495	G. Wood 118	Andrews 151
1888	Farrar 131	Andrews 528	Andrews 75	Andrews 126
1889	Farrar 130	Mulvey 544	Fogarty 107	S. Thompson 158
1890	Allen 133	S. Thompson 509	Hamilton 133	S. Thompson #172
1891	Myers 135	S. Thompson 550	Hamilton #141	Hamilton #179
1892	Connor 155	S. Thompson 609	Hamilton 132	S. Thompson 186
1893	two with 132	S. Thompson #600	Delahanty 145	S. Thompson #222
1894	Hamilton 131	Hamilton 559	Hamilton #196	Hamilton 223
1895	Boyle 133	Boyle #565	Hamilton #166	S. Thompson 211
1896	Delahanty 123	S. Thompson 517	Delahanty 131	Delahanty 198
1897	Cooley 133	Cooley #566	Cooley 124	Delahanty 200
1898	two with 149	Cooley 629	Cooley 123	Lajoie 200
1899	M. Cross 154	Lauder 583	Thomas 137	Delahanty #234
1900	Slagle 141	Slagle 574	Thomas #134	Flick 207
1901	two with 139	two with 542	Flick 111	Delahanty 192
1902	two with 138	S. Barry 543	Thomas 89	S. Barry 156
1903	two with 138	S. Barry 550	Thomas 88	Thomas 156
1904	Gleason 153	Gleason 587	Thomas 92	Gleason 161
1905	three with 155	Gleason 608	Thomas 118	Magee 180
1906	two with 154	Magee 563	Thomas 81	Magee 159
1907	two with 145	Titus 523	Magee 75	Magee 165
1908	Osborn 152	Grant #598	Magee 79	Bransfield 160
1909	Grant 154	Grant #631	Grant 75	Grant 170
1910	Magee 154	Grant 579	Magee #110	Magee 172
1911	Paskert 153	Paskert 560	Knabe 99	Luderus 166
1912	Luderus 148	Luderus 572	Paskert 102	Paskert 170
1913	Luderus 155	Luderus 588	Lobert 98	Cravath #179
1914	Cravath 149	Magee 544	Magee 96	Magee #171
1915	Bancroft 153	Bancroft 563	Cravath #89	Luderus 157
1916	Paskert 149	Paskert 555	Paskert 82	Paskert 155
1917	Luderus 154	Whitted 553	Paskert 78	Whitted 155
1918	Luderus 125	Bancroft 499	Bancroft 69	Luderus 135
1919	Luderus 138	Meusel 521	Meusel 65	Meusel 159
1920	C. Williams 148	C. Williams 590	C. Williams 88	C. Williams 192
1921	C. Williams 146	C. Williams 562	C. Williams 67	C. Williams 180
1922	C. Williams 151	C. Williams 584	Walker 102	Walker 196
1923	Holke 147	Holke 562	C. Williams 98	Holke 175
1924	two with 148	Holke 563	C. Williams 101	C. Williams 183
1925	Sand 148	Sand 496	Harper 86	Harper 173
1926	Sand 149	Sand 567	Sand 99	Leach 162
1927	F. Thompson 153	F. Thompson 597	Sand 87	F. Thompson 181
1928	F. Thompson 152	F. Thompson 634	F. Thompson 99	F. Thompson 182
1929	three with 154	O'Doul 638	O'Doul 152	O'Doul #254
1930	Klein 156	Klein 648	Klein #158	Klein 250
1931	Klein 148	Klein 594	Klein #121	Klein 200
1932	three with 154	Klein 650	Klein #152	Klein #226
1933	two with 152	Fullis 647	Klein 101	Klein #223
1934	Bartell 146	Bartell 604	Bartell 102	Allen 192
1935	two with 156	Allen 645	Allen 90	Allen 198
1936	Norris 154	Norris 581	Camilli 106	Chiozza 170
1937	Scharein 146	Martin 579	Martin 102	Whitney 166
1938	Arnovich 139	Arnovich 502	Martin 58	Martin 139
1939	May 135	Arnovich 491	Arnovich 68	Arnovich 159
1940	Mahan 146	Mahan 544	May 59	May 147
1941	Bragan 154	Litwhiler 590	Etten 78	Litwhiler 180
1942	Litwhiler 151	Litwhiler 591	Litwhiler 59	Litwhiler 160

* League Leader # Tied for League Lead

YEARLY BATTING LEADERS

YEAR	GAMES	AT-BATS	RUNS	HITS				
1943	Northey.....	147	Northey.....	586	Northey.....	72	Northey.....	163
1944	Lupien.....	153	Lupien.....	597	Lupien.....	86	Lupien.....	169
1945	Wasdell.....	134	Antonelli.....	504	Wasdell.....	65	Wasdell.....	150
1946	Wyrostek.....	145	Wyrostek.....	545	Wyrostek.....	73	Ennis.....	169
1947	Verban.....	155	Ennis.....	541	Walker.....	79	Walker.....	181
1948	Ennis.....	152	Ennis.....	589	Ennis.....	86	Ennis.....	171
1949	three with.....	154	Ashburn/Hammer#	662	Ennis.....	92	Ashburn.....	188
1950	two with.....	157	Waitkus.....	641	Waitkus.....	102	Ennis.....	180
1951	Ashburn.....	154	Ashburn.....	643	Ashburn.....	92	Ashburn.....	*221
1952	two with.....	154	Ashburn.....	613	Ashburn.....	93	Ashburn.....	173
1953	Ashburn.....	156	Ashburn.....	622	Ashburn.....	110	Ashburn.....	*205
1954	two with.....	153	Hammer.....	596	Ashburn.....	111	Hammer.....	178
1955	two with.....	146	Ennis.....	564	Ashburn.....	91	Ashburn.....	180
1956	Ashburn.....	154	Ennis.....	630	Lopata.....	96	Ashburn.....	190
1957	Ashburn.....	156	Ashburn.....	626	Ashburn.....	93	Ashburn.....	186
1958	Ashburn.....	152	Ashburn.....	615	Ashburn.....	98	Ashburn.....	*215
1959	Ashburn.....	153	Ashburn.....	564	Ashburn.....	86	Ashburn.....	150
1960	Herrera.....	145	Herrera.....	512	Taylor.....	66	Taylor.....	145
1961	Callison.....	138	Callison.....	455	Callison.....	74	Callison.....	121
1962	Callison.....	157	Taylor.....	625	Callison.....	107	Callison.....	181
1963	two with.....	157	Taylor.....	640	Taylor.....	102	Taylor.....	180
1964	two with.....	162	Callison.....	654	Allen.....	*125	Allen.....	201
1965	Allen.....	161	two with.....	619	two with.....	93	Allen.....	187
1966	B.White.....	159	Rojas.....	626	Allen.....	112	Callison.....	169
1967	two with.....	149	Callison.....	556	Allen.....	89	Gonzalez.....	172
1968	two with.....	152	Rojas.....	621	Allen.....	87	Rojas.....	144
1969	Hisle.....	145	Taylor.....	557	Allen.....	79	Taylor.....	146
1970	Johnson.....	159	Johnson.....	574	Taylor.....	74	Johnson.....	147
1971	Bowa.....	159	Bowa.....	*650	Montanez.....	78	Bowa.....	162
1972	two with.....	152	Bowa.....	579	Bowa.....	67	Luzinski.....	158
1973	Luzinski.....	161	Luzinski.....	610	Luzinski.....	76	Luzinski.....	174
1974	three with.....	162	Cash.....	*687	Schmidt.....	108	Cash.....	206
1975	Cash.....	162	Cash.....	*699	Cash.....	111	Cash.....	*213
1976	two with.....	160	Cash.....	*666	Schmidt.....	112	Cash.....	189
1977	two with.....	154	Bowa.....	624	Schmidt.....	114	Bowa.....	175
1978	Bowa.....	156	Bowa.....	654	Schmidt.....	93	Bowa.....	192
1979	Rose.....	163	Rose.....	628	Schmidt.....	109	Rose.....	208
1980	Rose.....	162	Rose.....	655	Schmidt.....	104	Rose.....	185
1981	Rose.....	107	Rose.....	431	Schmidt.....	*78	Rose.....	*140
1982	two with.....	162	Rose.....	634	Schmidt.....	108	Matthews.....	173
1983	DeJesus.....	158	Schmidt.....	534	Schmidt.....	104	Schmidt.....	136
1984	Samuel.....	160	Samuel.....	*701	Samuel.....	105	Samuel.....	191
1985	two with.....	161	Samuel.....	*663	Samuel.....	101	Samuel.....	175
1986	Schmidt.....	160	V. Hayes.....	610	V. Hayes.....	#107	V. Hayes.....	187
1987	Samuel.....	160	Samuel.....	*655	Samuel.....	113	Samuel.....	178
1988	Samuel.....	157	Samuel.....	629	Bradley.....	77	Samuel.....	153
1989	V. Hayes.....	154	Herr.....	561	V. Hayes.....	93	Herr.....	161
1990	C. Hayes.....	152	Dykstra.....	590	Dykstra.....	106	Dykstra.....	#192
1991	Murphy.....	153	Murphy.....	544	Kruk.....	84	Kruk.....	158
1992	Hollins.....	156	Hollins.....	586	Hollins.....	104	Kruk.....	164
1993	Dykstra.....	161	Dykstra.....	*637	Dykstra.....	*143	Dykstra.....	*194
1994	Eisenreich.....	104	Duncan.....	347	Dykstra.....	68	Duncan.....	93
1995	C. Hayes.....	141	C. Hayes.....	529	Jefferies.....	69	Jefferies.....	147
1996	Morandini.....	140	Morandini.....	539	Santiago.....	71	Morandini.....	135
1997	Rolen.....	156	Rolen.....	561	Rolen.....	93	Morandini.....	163
1998	Rolen.....	160	Glanville.....	*678	Rolen.....	120	Glanville.....	189
1999	Brogna.....	157	Glanville.....	628	Abreu.....	118	Glanville.....	204
2000	two with.....	152	Glanville.....	637	Abreu.....	103	Abreu.....	182
2001	Abreu.....	#162	Rollins.....	*656	Abreu.....	118	Rollins.....	180
2002	two with.....	157	Rollins.....	*637	Abreu.....	102	Abreu.....	176
2003	Thome.....	159	Rollins.....	628	Thome.....	111	Abreu.....	173

* League Leader # Tied for League Lead



YEARLY BATTING LEADERS

YEAR	TOTAL BASES	DOUBLES	TRIPLES	HOME RUNS
1883	Manning 153	Manning 31	Coleman 8	four with 1
1884	Manning 167	Manning 29	Purcell 7	Manning 5
1885	Mulvey 174	Mulvey 25	Mulvey 6	Mulvey 6
1886	G. Wood 183	Farrar 19	G. Wood 15	Farrar 5
1887	G. Wood 244	Fogarty 26	G. Wood 19	G. Wood 14
1888	Farrar 165	Farrar 24	Farrar 7	G. Wood 6
1889	S. Thompson 262	S. Thompson 36	Fogarty 17	S. Thompson *20
1890	S. Thompson 243	S. Thompson *41	two with 11	Clements 7
1891	S. Thompson 227	Clements 29	S. Thompson 10	S. Thompson 7
1892	S. Thompson 253	Connor *37	Delahanty *21	Connor 12
1893	Delahanty *347	S. Thompson *37	Delahanty 18	Delahanty *19
1894	S. Thompson 307	Delahanty 36	S. Thompson 27	S. Thompson 13
1895	S. Thompson *352	Delahanty *49	S. Thompson 21	S. Thompson *18
1896	Delahanty 315	Delahanty *44	Delahanty 17	two with 13
1897	Lajoie *315	Delahanty 40	Lajoie 25	Lajoie 9
1898	Lajoie 275	Lajoie *40	Flick 13	Flick 8
1899	Delahanty *335	Delahanty *56	Flick 14	Delahanty 9
1900	Flick *305	Flick 33	Flick 16	Flick 11
1901	Delahanty 287	Delahanty #39	Flick 17	two with 8
1902	S. Barry 198	S. Barry 20	two with 8	S. Barry 3
1903	two with 189	Keister 27	Wolverton 12	Keister 3
1904	Gleason 196	Titus 25	Magee 12	Dooin 6
1905	Magee 253	Titus 36	Magee 17	Magee 5
1906	Magee 229	Magee 36	Magee 8	Magee 6
1907	Magee 229	Magee 28	two with 12	Magee 4
1908	Magee 212	Magee 30	Magee 16	Bransfield 3
1909	Magee 208	Magee 33	Magee 14	Titus 3
1910	Magee *263	Magee 39	Magee 17	Magee 6
1911	Luderus 260	Magee 32	Luderus 11	Luderus 16
1912	Paskert 221	Paskert 37	two with 9	Cravath 11
1913	Cravath *298	Magee 36	Cravath 14	Cravath *19
1914	Magee *277	Magee *39	Magee 11	Cravath *19
1915	Cravath *266	Luderus 36	two with 7	Cravath *24
1916	Paskert 223	Niehoff *42	Whitted 12	Cravath 11
1917	Cravath 238	Cravath 29	Cravath 16	Cravath #12
1918	Meusel 181	Cravath 27	Meusel 6	Cravath *8
1919	Meusel 214	Luderus 30	two with 7	Cravath *12
1920	C. Williams 293	C. Williams 36	C. Williams 10	C. Williams *15
1921	C. Williams 274	C. Williams 28	C. Williams 7	C. Williams 18
1922	C. Williams 300	Walker 36	Walker 11	C. Williams 26
1923	C. Williams 308	two with 31	Wrightstone 7	C. Williams *41
1924	C. Williams 308	C. Williams 31	C. Williams 11	C. Williams 24
1925	Harper 276	Harper 35	two with 7	Harper 18
1926	Leach 238	Sand 30	two with 7	C. Williams 18
1927	C. Williams 247	F. Thompson 32	F. Thompson 14	C. Williams #30
1928	Leach 276	Leach 36	two with 11	Hurst 19
1929	Klein 405	Klein 45	Whitney 14	Klein *43
1930	Klein *445	Klein *59	Klein 8	Klein 40
1931	Klein *347	Bartell 43	Klein 10	Klein *31
1932	Klein *420	Klein *50	Klein 15	Klein *38
1933	Klein *365	Klein *44	Hurst 8	Klein *28
1934	Allen 272	Allen #42	Moore 6	Camilli 12
1935	Moore 290	Allen 46	Chiozza 6	Camilli 25
1936	Camilli 306	Chiozza 32	Camilli 13	Camilli 28
1937	Camilli 279	Martin 35	two with 7	Camilli 27
1938	Martin 196	Martin 36	Martin 6	Klein 8
1939	Arnovich 203	Martin 28	Marty 6	two with 9
1940	Marty 199	two with 24	Marty 8	Rizzo 20
1941	Litwhiler 275	Litwhiler 29	Benjamin 7	Litwhiler 18
1942	Litwhiler 230	Litwhiler 25	Litwhiler 9	Litwhiler 9

* League Leader # Tied for League Lead

YEARLY BATTING LEADERS

YEAR	TOTAL BASES	DOUBLES	TRIPLES	HOME RUNS
1943	Northey 252	Northey 31	Adams 7	Northey 16
1944	Northey 283	two with 35	two with 9	Northey 22
1945	Wasdell 206	Antonelli 27	Wasdell 8	DiMaggio 19
1946	Ennis 262	two with 30	two with 6	Ennis 17
1947	Walker 244	Walker 28	Walker *16	Seminick 13
1948	Ennis 309	Ennis 40	Blatnick 8	Ennis 30
1949	Ennis 320	Ennis 39	two with 11	Ennis 25
1950	Ennis 328	Ennis 34	Ashburn *14	Ennis 31
1951	Ashburn 274	Ashburn 31	Hamner 7	Jones 22
1952	Ennis 281	Ashburn 31	Ennis 10	Ennis 20
1953	Ennis 280	Hamner 30	Ashburn 9	Ennis 29
1954	Hamner 278	Hamner 39	Hamner 11	Ennis 25
1955	Ennis 292	Ashburn 32	Ashburn 9	Ennis 29
1956	Lopata 286	Lopata 33	two with 8	Lopata 32
1957	Bouchee 270	Bouchee 35	two with 8	Repulski 20
1958	Ashburn 271	Anderson 34	Ashburn *13	Anderson 23
1959	Bouchee 224	Bouchee 29	Koppe 7	Freese 23
1960	Herrera 233	Herrera 26	Herrera 6	Herrera 17
1961	Callison 190	Callison 20	Callison 11	Demeter 20
1962	Callison 296	Callison 26	Callison #10	Demeter 29
1963	Callison 314	two with 36	Gonzalez 12	Callison 26
1964	Allen *352	Allen 38	Allen #13	Callison 31
1965	Callison 315	Allen 31	Callison *16	Callison 32
1966	Allen 331	Callison *40	Allen 10	Allen 40
1967	Allen 262	Allen 31	Allen 10	Allen 23
1968	Allen 271	Taylor 20	Allen 9	Allen 33
1969	Allen 251	Callison 29	three with 5	Allen 32
1970	Johnson 262	Johnson 28	Taylor 9	Johnson 27
1971	Johnson 285	Johnson 29	Money 8	Johnson 34
1972	Luzinski 255	Montanez #39	Bowa *13	Luzinski 18
1973	Luzinski 295	B. Robinson 32	Montanez 5	Luzinski 29
1974	Schmidt 310	Montanez 33	Cash 11	Schmidt *36
1975	Luzinski *322	Cash 40	Bowa 9	Schmidt *38
1976	Schmidt *306	Johnstone 38	Cash *12	Schmidt *38
1977	Luzinski 329	Luzinski 35	Schmidt 11	Luzinski 39
1978	Luzinski 284	Maddox 34	Bowa 5	Luzinski 35
1979	Schmidt 305	Rose 40	McBride 12	Schmidt 45
1980	Schmidt *342	Rose *42	McBride 10	Schmidt *48
1981	Schmidt *228	Matthews 21	Rose 5	Schmidt *31
1982	Schmidt 281	Matthews 31	DeJesus 5	Schmidt 35
1983	Schmidt 280	Lefebvre 20	Lefebvre 8	Schmidt *40
1984	Samuel 310	Samuel 36	Samuel #19	Schmidt #36
1985	Schmidt 292	Wilson 39	Samuel 13	Schmidt 33
1986	Schmidt *302	V. Hayes #46	Samuel 12	Schmidt *37
1987	Samuel 329	Samuel 37	Samuel *15	Schmidt 35
1988	Samuel 239	Samuel 32	Samuel 9	James 19
1989	V. Hayes 249	Dykstra 32	two with 6	V. Hayes 26
1990	Dykstra 260	Dykstra 35	Kruk 8	V. Hayes 17
1991	Kruk 260	Murphy 33	Kruk 6	Kruk 21
1992	Hollins 275	Duncan 40	Morandini 8	two with 27
1993	Dykstra 307	Dykstra 44	Morandini 9	two with 24
1994	two with 141	Dykstra 26	two with 5	Daulton 15
1995	two with 215	Morandini 34	Morandini 7	three with 11
1996	Santiago 242	three with 24	Otero 7	Santiago 30
1997	Rolen 263	Morandini 40	Daulton 6	Rolen 21
1998	Rolen 320	Rolen 45	Glanville 7	Rolen 31
1999	Abreu 300	Glanville 38	Abreu 11	Lieberthal 31
2000	Abreu 319	Abreu 42	Abreu 10	Rolen 26
2001	Abreu 319	Abreu 48	Rollins *12	Abreu 31
2002	Burrell 319	Abreu 50	Rollins *10	Burrell 37
2003	Thome 331	Rollins 42	Rollins 6	Thome *47

* League Leader # Tied for League Lead

YEARLY BATTING LEADERS

YEAR	STOLEN BASES	WALKS	RBI	AVERAGE
1883		Harbidge 24		Purcell268
1884		Manning 40		Manning271
1885		Manning 37		Mulvey269
1886		Fogarty 42	Mulvey 53	G. Wood273
1887	Fogarty 102	Fogarty *82	Ferguson 85	Andrews325
1888	Fogarty 58	Fogarty 53	Farrar 53	Farrar244
1889	Fogarty *99	Fogarty 65	S.Thompson 111	S.Thompson296
1890	Hamilton *102	Allen 87	S.Thompson 102	Hamilton325
1891	Hamilton *115	Hamilton *102	S.Thompson 90	Hamilton *340
1892	Hamilton 56	Connor 116	S.Thompson 104	Hamilton330
1893	Hamilton 41	Allen 71	Delahanty *146	S.Thompson *380
1894	Hamilton *99	Hamilton *126	S.Thompson 141	S.Thompson404
1895	Hamilton *95	Hamilton #96	S.Thompson *165	Delahanty399
1896	Delahanty 37	Delahanty 62	Delahanty *126	Delahanty397
1897	Cooley 31	two with 60	Lajoie 127	Delahanty377
1898	Delahanty 58	Flick 86	Lajoie *127	Delahanty334
1899	Thomas 42	Thomas 115	Delahanty *137	Delahanty *408
1900	Thomas 37	Thomas *115	Flick *110	Flick378
1901	Flick 30	Thomas *100	Delahanty 108	Delahanty354
1902	Thomas 17	Thomas *107	S. Barry 57	S. Barry287
1903	S. Barry 26	Thomas *107	Keister 63	Thomas327
1904	Thomas 28	Thomas *102	Magee 57	Titus294
1905	Magee 48	Thomas 93	Magee 98	Thomas317
1906	Magee 55	Thomas *107	Magee 67	Magee282
1907	Magee 46	Thomas *83	Magee *85	Magee328
1908	Magee 40	Titus 53	Bransfield 71	Bransfield304
1909	Magee 38	Titus 66	Magee 66	Bransfield292
1910	Magee 49	Magee 94	Magee *123	Magee *331
1911	Lobert 40	Knabe 94	Luderus 99	Luderus301
1912	Paskert 36	Paskert 91	Magee 72	Paskert315
1913	Lobert 41	Paskert 65	Cravath *128	Cravath341
1914	Lobert 31	Cravath 83	Magee *103	Becker325
1915	Whitted 24	Cravath *86	Cravath *115	Luderus315
1916	Whitted 29	Bancroft 74	Cravath 70	Cravath283
1917	Stock 25	Cravath 70	Cravath 83	two with280
1918	Stock 20	two with 54	Luderus 67	Luderus288
1919	Meusel 24	Luderus 54	Meusel 59	Meusel305
1920	C. Williams 18	Stengel 38	C. Williams 72	C. Williams325
1921	Meusel 8	C. Williams 30	C. Williams 75	C. Williams320
1922	two with 11	C. Williams 74	C. Williams 92	Walker337
1923	Walker 12	Sand 82	C. Williams 114	Tierney317
1924	Harper 10	C. Williams 67	C. Williams 93	C. Williams328
1925	Harper 10	Sand 64	Harper 97	Harper349
1926	Huber 9	Sand 66	Leach 71	Leach329
1927	F.Thompson 19	C. Williams 61	C. Williams 98	two with306
1928	F.Thompson 19	Hurst 68	Whitney 103	Leach304
1929	F.Thompson 16	Hurst 80	Klein 145	O'Doul *398
1930	F.Thompson 7	O'Doul 63	Klein 170	Klein386
1931	Hurst 8	Hurst 64	Klein *121	Klein337
1932	Klein *20	Hurst 65	Hurst *143	Klein348
1933	Fullis 18	two with 56	Klein *120	Klein *368
1934	Bartell 13	Bartell 64	Moore 93	Moore343
1935	Camilli 9	Camilli 65	Camilli 102	Moore323
1936	Chiozza 17	Camilli 116	Camilli 102	Moore328
1937	Scharein 13	Camilli 90	Camilli 80	Whitney341
1938	Scharein 11	two with 64	Arnovich 72	Martin298
1939	Arnovich 7	Arnovich 58	Arnovich 67	Arnovich324
1940	Mahan 4	May 58	Rizzo 53	May293
1941	Murtaugh *18	Etten 82	Etten 79	Etten311
1942	Murtaugh 13	Etten 67	Litwhiler 56	Litwhiler271

* League Leader # Tied for League Lead

YEARLY BATTING LEADERS

YEAR	STOLEN BASES	WALKS	RBI	AVERAGE
1943	Wasdell 6	Murtaugh 57	Northey 68	Dahlgren 287
1944	Lupien 18	Adams 74	Northey 104	Northey 288
1945	DiMaggio 12	DiMaggio 12	DiMaggio 84	Wasdell 300
1946	two with 7	Wyrostek 70	Ennis 73	Ennis 313
1947	Walker 13	Wyrostek 61	Ennis 81	Walker *363
1948	Ashburn *32	Ashburn 60	Ennis 95	Ashburn 333
1949	Ashburn 9	Seminick 69	Ennis 110	Ennis 302
1950	Ashburn 14	Seminick 68	Ennis *126	Ennis 311
1951	Ashburn 29	Ennis 68	Jones 81	Ashburn 344
1952	Ashburn 16	Ashburn 75	Ennis 107	two with 289
1953	Ashburn 14	Jones 85	Ennis 125	Ashburn 330
1954	Ashburn 11	Ashburn *125	Ennis 119	Ashburn 313
1955	Ashburn 12	Ashburn 105	Ennis 120	Ashburn *338
1956	Ashburn 10	Jones 92	two with 95	Ashburn 303
1957	Fernandez 18	Ashburn #94	Bouchee 76	Ashburn 297
1958	Ashburn 30	Ashburn *97	Anderson 97	Ashburn *350
1959	Ashburn 9	Ashburn 79	Post 94	Bouchee 285
1960	Taylor 24	Del Greco 54	Herrera 71	Taylor 287
1961	Gonzalez 15	Callison 69	Demeter 68	Gonzalez 277
1962	Taylor 20	Dalrymple 70	Demeter 107	Demeter 307
1963	Taylor 23	Gonzalez 53	Demeter 83	Gonzalez 306
1964	Taylor 13	Allen 67	Callison 104	Allen 318
1965	Allen 15	Allen 74	Callison 101	Rojas 303
1966	White 16	two with 68	Allen 110	Allen 317
1967	Allen 20	Allen 75	Allen 77	Gonzalez 339
1968	Taylor 22	Allen 74	Allen 90	Gonzalez 264
1969	Taylor 19	two with 64	Allen 89	Allen 288
1970	Bowa 24	Johnson 72	Johnson 93	Taylor 301
1971	Bowa 28	Johnson 72	Montanez 99	McCarver 278
1972	Bowa 17	Montanez 58	Luzinski 68	Luzinski 281
1973	Bowa 10	Schmidt 62	Luzinski 97	Unser 289
1974	Bowa 39	Schmidt 106	Schmidt 116	Montanez 301
1975	Schmidt 29	Schmidt 101	Luzinski *120	two with 305
1976	Bowa 30	Schmidt 100	Schmidt 107	Maddox 330
1977	McBride 36	Schmidt 104	Luzinski 130	Luzinski 309
1978	Maddox 33	Luzinski 100	Luzinski 101	Bowa 294
1979	Maddox 26	Schmidt *120	Schmidt 114	Rose 331
1980	Smith 33	Schmidt 89	Schmidt *121	McBride 309
1981	Smith 21	Schmidt *73	Schmidt *91	Rose 325
1982	Dernier 42	Schmidt *107	Schmidt 87	Diaz 288
1983	Dernier 35	Schmidt *128	Schmidt 109	Matthews 258
1984	Samuel 72	Schmidt 92	Schmidt #106	V. Hayes 292
1985	Samuel 53	Schmidt 87	Wilson 102	Schmidt 277
1986	Samuel 42	Schmidt 89	Schmidt *119	V. Hayes 305
1987	M. Thompson 46	V. Hayes 121	Schmidt 113	M. Thompson 302
1988	Samuel 33	Jeltz 59	Samuel 67	M. Thompson 288
1989	Dykstra 30	V. Hayes 101	V. Hayes 78	Herr 287
1990	Dykstra 33	Dykstra 89	V. Hayes 73	Dykstra 325
1991	Dykstra 24	Kruk 67	Kruk 92	Kruk 294
1992	Dykstra 30	Kruk 92	Daulton *109	Kruk 323
1993	Dykstra 37	Dykstra *129	Daulton 105	Kruk 316
1994	Dykstra 15	Dykstra 68	Daulton 56	Kruk 302
1995	two with 10	Daulton 55	C. Hayes 85	Jefferies 306
1996	Morandini 26	Zeile 67	Santiago 85	Eisenreich 361
1997	two with 16	Rolen 76	Rolen 92	Morandini 295
1998	Glanville 23	Rolen 93	Rolen 110	Abreu 312
1999	Glanville 34	Abreu 109	Brogna 102	Abreu 335
2000	Glanville 31	Abreu 100	Rolen 89	Abreu 316
2001	Rollins #46	Abreu 106	Abreu 110	Anderson 293
2002	two with 31	Abreu 104	Burrell 116	Abreu 308
2003	Abreu 22	Thome 111	Thome 131	Lieberthal 313

* League Leader # Tied for League Lead

STOLEN BASES

TEAM YEAR					INDIVIDUAL (PCT.)				
	ATT	SB	CS	PCT	PLAYER	ATT	SB	CS	PCT
1951	91	63	28	.692	Richie Ashburn	35	29	6	.829
1952	101	60	41	.594	Richie Ashburn	27	16	11	.593
1953	63	42	21	.667	Richie Ashburn	20	14	6	.700
1954	57	30	27	.526	Richie Ashburn	19	11	8	.579
1955	76	44	32	.579	Richie Ashburn	32	12	10	.545
1956	68	45	23	.662	Richie Ashburn	11	10	1	.909
1957	83	57	26	.687	Chico Fernandez	23	18	5	.783
1958	84	51	33	.607	Richie Ashburn	42	30	12	.714
1959	85	39	46	.459	Richie Ashburn	20	9	11	.450
1960	93	45	48	.484	Tony Taylor	37	26	11	.703

1961	86	56	30	.651	Tony Gonzalez	20	15	5	.750
1962	121	79	42	.653	Tony Taylor	29	20	9	.690
1963	95	56	39	.589	Tony Taylor	32	23	9	.719
1964	65	30	35	.462	Tony Taylor	20	13	7	.650
1965	78	46	32	.590	Richie Allen	17	15	2	.882
1966	98	56	42	.571	Bill White	22	16	6	.727
1967	141	79	62	.560	Richie Allen	25	20	5	.800
1968	109	58	51	.532	Tony Taylor	27	22	5	.815
1969	122	73	49	.598	Tony Taylor	29	19	10	.655
1970	136	72	64	.529	Larry Bowa	36	24	12	.667

1971	102	63	39	.618	Larry Bowa	39	28	11	.718
1972	92	42	50	.457	Larry Bowa	26	17	9	.654
1973	86	41	45	.477	Larry Bowa	16	10	6	.625
1974	98	51	47	.520	Larry Bowa	50	39	11	.780
1975	173	115	58	.665	Mike Schmidt	41	29	12	.707
1976	183	126	57	.689	Larry Bowa	38	30	8	.789
1977	197	127	70	.645	Larry Bowa	35	32	3	.914
1978	203	135	68	.665	Garry Maddox	40	33	7	.825
1979	210	152	58	.724	Garry Maddox	39	26	13	.667
1980	204	128	76	.627	Lonnie Smith	46	33	13	.717

1981	212	140	62	.660	Lonnie Smith	31	21	10	.677
1982	151	103	48	.682	Bob Dernier	54	42	12	.778
1983	204	128	76	.627	Bob Dernier	42	35	7	.833
1984	246	186	60	.756	Juan Samuel	87	72	15	.809
1985	173	122	51	.705	Juan Samuel	72	53	19	.736
1986	212	153	59	.722	Milt Thompson	23	19	4	.826
1987	160	111	49	.694	Milt Thompson	56	46	10	.821
1988	161	112	49	.696	Juan Samuel	43	33	10	.767
1989	156	106	50	.679	Von Hayes	35	28	7	.800
1990	143	108	35	.755	Lenny Dykstra	38	33	5	.868

1991	122	92	30	.754	Lenny Dykstra	28	24	4	.857
1992	158	127	31	.804	Lenny Dykstra	35	30	5	.857
1993	123	91	32	.740	Lenny Dykstra	49	37	12	.755
1994	91	67	24	.736	Lenny Dykstra	19	15	4	.789
1995	97	72	25	.742	Jim Eisenreich	10	10	0	1.000
1996	158	117	41	.741	Mickey Morandini	31	26	5	.838
1997	148	92	56	.622	Rico Brogna	15	12	3	.800
1998	142	97	45	.683	Doug Glanville	29	23	6	.793
1999	160	125	35	.781	Doug Glanville	36	34	2	.944
2000	132	102	30	.773	Doug Glanville	39	31	8	.795

2001	200	153	47	.765	Jimmy Rollins	54	46	8	.852
2002	147	104	43	.727	Bobby Abreu	43	31	12	.721
2003	101	72	29	.713	Marlon Byrd	11	10	1	.917

SEASON LEADER BY POSITION

POS.	PLAYER	SB	YEAR
P	Johnny Lush	6	1906
C	Red Dooin	20	1908
1B	Kitty Bransfield	30	1908
2B	Juan Samuel	72	1984
SS	Jimmy Rollins	46	2001
3B	Hans Lobert	41	1913
LF	Sherry Magee	55	1906
CF	Von Hayes	48	1984
RF	Bobby Abreu	36	2001

MOST STEALS, ONE GAME, PHILLIES

- 11 July 12, 1906 at STL (Sherry Magee 4, Kid Gleason 2, Red Dooin, Mickey Doolan, Johnny Lush, Roy Thomas and John Titus 1)
- 10 August 31, 1906 vs NYG (Sherry Magee 4, Kitty Bransfield, Mickey Doolan, Kid Gleason, Paul Sentelle, Roy Thomas and John Titus 1)

MOST BY TWO TEAMMATES


- 120 1984 Juan Samuel (72), Von Hayes (48)
- 82 2001 Jimmy Rollins (46), Bobby Abreu (36)
- 81 1987 Milt Thompson (46), Juan Samuel (35)
- 80 1910 Sherry Magee (49), Johnny Bates (31)
- 77 1906 Sherry Magee (55), Roy Thomas (22)
- 75 1905 Sherry Magee (48), Kitty Bransfield (27)

MOST BY THREE TEAMMATES

- 147 1984 Juan Samuel (72), Von Hayes (48), Jeff Stone (27)
- 110 2001 Jimmy Rollins (46), Bobby Abreu (36), Doug Glanville (28)
- 106 1900 Roy Thomas (37), Elmer Flick (35), Jimmy Slagle (34)
- 105 1910 Sherry Magee (49), Johnny Bates (31), Eddie Grant (25)

MOST PLAYERS WITH 20 STEALS

- 6 1908 Sherry Magee, Kitty Bransfield, Eddie Grant, Otto Knabe, John Titus, Red Dooin
- 4 1900 Roy Thomas, Elmer Flick, Jimmy Slagle, Nap Lajoie
- 1901 Elmer Flick, Ed Delahanty, Roy Thomas, Monte Cross
- 1909 Sherry Magee, Eddie Grant, John Titus, Johnny Bates
- 1910 Sherry Magee, Johnny Bates, Eddie Grant, John Titus
- 1911 Hans Lobert, Dode Paskert, Otto Knabe, Sherry Magee
- 1916 Possum Whitted, Dode Paskert, Milt Stock, Bert Niehoff
- 1979 Garry Maddox, Bake McBride, Larry Bowa, Pete Rose



Kevin Millwood pitched his first career no-hitter on April 27, 2003, against the Giants.

PITCHING & DEFENSE

CAREER PITCHING TOP 10258
 LEAGUE LEADERS - DEFENSE268
 MISCELLANEOUS PITCHING260-261
 NO-HITTERS/ONE-HITTERS259
 OUTFIELD ASSISTS270
 SEASON LEADERS263
 SEASON TOP 10258
 SHUTOUTS259
 STRIKEOUTS262
 TRIPLE PLAYS269
 YEARLY PITCHING LEADERS264-267

CAREER PITCHING TOP 10

Since 1900

GAMES	
Roberts	529
Carlton (LH)	499
McGraw (LH)	463
Short (LH)	459
Reed	458
Farrell	359
Alexander	338
Baldschun	333
Simmons (LH)	325
Konstanty	314

GAMES STARTED

Carlton (LH)	499
Roberts	472
Short (LH)	301
Alexander	279
Simmons (LH)	262
Schilling	226
Christenson	220
Bunning	208
Sparks	198
Rixey (LH)	196

COMPLETE GAMES

Roberts	272
Alexander	219
Carlton (LH)	185
Dugleby	152
Sparks	150
Orth	149
Rixey (LH)	110
Simmons (LH)	109
Ring	102
Short (LH)	88

SHUTOUTS

Alexander	61
Carlton (LH)	39
Roberts	35
Short (LH)	24
Bunning	23
Sparks	18
Simmons (LH)	18
McQuillan	17
Moore	17
Dugleby	16

GAMES	
Tekulve, 1987	90
West, 1993	76
Spradlin, 1997	76
Konstanty, 1950	74
Selma, 1970	73
Tekulve, 1986	73
Gomes, 1999	73
Parrett, 1989	72
Baldschun, 1964	71
Garber, 1975	71
Carman, 1985	71
Gomes, 1998	71
Mesa, 2001	71

WINS

Gleason, 1890	38
Alexander, 1916	33
Weyhing, 1892	32
Alexander, 1915	31
Ferguson, 1886	30
Alexander, 1917	30

WINS

Carlton (LH)	241
Roberts	234
Alexander	190
Short (LH)	132
Simmons (LH)	115
Schilling	101
Orth	100
Sparks	95
Dugleby	91
Bunning	89

LOSSES

Roberts	199
Carlton (LH)	161
Short (LH)	127
Simmons (LH)	110
Rixey (LH)	103
Dugleby	99
Ring	98
Sparks	95
Alexander	91
Mulcahy	89

SAVES

Mesa	111
Bedrosian	103
Williams (LH)	102
McGraw (LH)	94
Reed	90
Bottalico	78
Farrell	65
Baldschun	59
Holland (LH)	55
Konstanty	54

INNINGS PITCHED

Roberts	3,739.1
Carlton (LH)	3,697.1
Alexander	2,513.2
Short (LH)	2,253.0
Simmons (LH)	1,939.2
Sparks	1,698.1
Schilling	1,659.1
Dugleby	1,630.0
Rixey (LH)	1,604.0
Bunning	1,520.2

HITS

Roberts	3,661
Carlton (LH)	3,224
Alexander	2,141
Short (LH)	2,129
Simmons (LH)	1,865
Dugleby	1,721
Orth	1,687
Ring	1,667
Rixey (LH)	1,518
P. Collins	1,437

RUNS

Roberts	1,501
Carlton (LH)	1,456
Short (LH)	949
Simmons (LH)	919
Ring	872
Alexander	812
P. Collins	782
Benge	683
Rixey (LH)	682
Schilling	664

EARNED RUNS

Roberts	1,437
Carlton (LH)	1,270
Short (LH)	845
Simmons (LH)	789
P. Collins	642
Schilling	617
Alexander	603
Ring	599
Christenson	591
Ruthven	584

WALKS

Carlton (LH)	1,252
Short (LH)	762
Roberts	718
Simmons (LH)	718
Ring	636
Alexander	561
E. Moore	518
Mulcahy	480
Rixey (LH)	479
Ruthven	475

STRIKEOUTS

Carlton (LH)	3,031
Roberts	1,871
Short (LH)	1,585
Schilling	1,554
Alexander	1,409
Bunning	1,197
Simmons (LH)	1,052
Christenson	781
Gross	727
Wise	717
Ruthven	717

WINS IN RELIEF

Reed	54
McGraw (LH)	49
Farrell	47
Konstanty	40
Baldschun	39
Garber	33
Gomes	27
Tekulve	24
P. Collins	22
Bedrosian	21

WINS PLUS SAVES

Reed	54+90=144
McGraw (LH)	49+94=143
Bedrosian	21+103=124
Mesa	12+111=123
Williams (LH)	20+102=122
Farrell	47+65=112
Baldschun	39+59=98
Konstanty	40+54=94
Bottalico	15+78=93
Garber	33+51=84

20-WIN SEASONS

Alexander	6
Roberts	6
Carlton (LH)	5

SEASON TOP 10

Casey, 1887	28
Buffinton, 1888	28
Buffinton, 1889	28
Alexander, 1911	28
Roberts, 1952	28

ERA	
Alexander, 1915	1.22
McQuillan, 1908	1.53
Alexander, 1916	1.55
McQuillan, 1910	1.60
Richie, 1908	1.83
Rixey, 1916	1.85
Alexander, 1917	1.86
Sanders, 1888	1.90
Buffinton, 1888	1.91
Foxen, 1908	1.95

STRIKEOUTS

Schilling, 1997	319
Carlton, 1972	310
Schilling, 1998	300
Carlton, 1980	286

Carlton, 1982	286
Carlton, 1983	275
Bunning, 1965	268
Bunning, 1967	253
Bunning, 1966	252
Alexander, 1915	241

WINNING PCT.	
Roberts, 1952	.800
Greene, 1993	.800
Ferguson, 1886	.769
Carlton, 1981	.765
Christenson, 1977	.760
Denny, 1983	.760
Alexander, 1915	.756
Carlton, 1976	.741
Sparks, 1907	.733
Alexander, 1913	.733
Alexander, 1916	.733

SAVES	
Mesa, 2002	45
Williams, 1993	43
Mesa, 2001	42
Bedrosian, 1987	40
Bottalico, 1996	34
Bottalico, 1997	34
Slocumb, 1995	32
Williams, 1991	30
Holland, 1984	29
Bedrosian, 1986	29
Williams, 1992	29

SHUTOUTS	
Alexander, 1916	16
Alexander, 1915	12
Alexander, 1913	9
Alexander, 1917	8
Carlton, 1972	8
McQuillan, 1908	7
Alexander, 1911	7
Bunning, 1965	7
13 with	6

Last: Carlton, 1982

NO-HITTERS/ONE-HITTERS

NO-HITTERS BY PHILLIES (9)

DATE	PITCHER	OPPONENT	SCORE
8/29/1885	Charles Ferguson	vs Providence	1-0
7/8/1898	Red Donahue	vs Boston	5-0
9/18/1903	Charles Fraser	at Chicago	10-0
5/1/1906	Johnny Lush (LH)	at Brooklyn	6-0
6/21/1964*	Jim Bunning	at New York	6-0

DATE	PITCHER	OPPONENT	SCORE
6/23/1971	Rick Wise	at Cincinnati	4-0
8/15/1990	Terry Mulholland (LH)	vs San Francisco	6-0
5/23/1991	Tommy Greene	at Montreal	2-0
4/27/2003	Kevin Millwood	vs San Francisco	1-0

* Perfect Game

NO-HITTERS AGAINST PHILLIES (21)

DATE	PITCHER	OPPONENT	SCORE
7/12/1900	Noodles Hahn (LH)	at Cincinnati	4-0
9/26/1906*	Lefty Leifield (LH)	vs Pittsburgh	8-0
7/4/1908	Hooks Wiltse (LH)	at New York	1-0
9/6/1912	Charles Tesreau	vs New York	3-0
9/9/1914	George Davis	at Boston	7-0
5/7/1922	Jesse Barnes	at New York	6-0
9/13/1925	Dazzy Vance	at Brooklyn	10-1
6/22/1944*	Jim Tobin	at Boston	7-0
6/12/1954	Jim Wilson	at Milwaukee	2-0
9/25/1956	Sal Maglie	at Brooklyn	5-0
6/12/1959*	Mike McCormick	at San Francisco	3-0

DATE	PITCHER	OPPONENT	SCORE
8/18/1960	Lew Burdette	at Milwaukee	1-0
9/16/1960	Warren Spahn (LH)	at Milwaukee	4-0
5/17/1963	Don Nottebart	at Houston	4-1
6/4/1964	Sandy Koufax (LH)	vs Los Angeles	3-0
7/29/1968	George Culver	vs Cincinnati	6-1
4/17/1969	Bill Stoneman	vs Montreal	7-0
7/20/1970	Bill Singer	at Los Angeles	5-0
4/16/1972	Burt Hooton	at Chicago	4-0
4/16/1978	Bob Forsch	at St. Louis	5-0
9/24/1988*	Pascual Perez	vs Montreal	1-0

* Less than nine innings

ONE-HITTERS BY PHILLIES

ONE-HITTERS PITCHER

6	Grover Alexander, Steve Carlton
3	Robin Roberts
2	Frank Corridon, Tully Sparks
1	Chief Bender, Jim Bunning, Bill Burns, Don Carman, George Chalmers, Bubba Church, Phil Collins, Ray Culp, Chick Fraser, Ken Heintzelman, Tom Hughes, Larry Jackson, Johnny Lush, Art Mahaffey, George McQuillan, Russ Meyer, Earl Moore, Lew Moren, David Palmer, Togie Pittinger, Dick Ruthven, Charley Schanz, Curt Simmons, Rick Wise, Randy Wolf
Combined:	Earl Moore/Bert Humphries, Joe Bowman/Claude Passeau, Russ Meyer/Jim Konstanty, Steve Carlton/Tug McGraw, Tom Hume/Kent Tekulve, Don Carman/Steve Bedrosian, Marvin Freeman/Kent Tekulve

SHUTOUTS

THREE OR MORE CONSECUTIVE SHUTOUTS

4	Grover Alexander, 1911
	9/7 1-0 vs BOS
	9/13 2-0 vs BKN
	9/17 6-0 at CIN
	9/21 4-0 at CHI
3	Grover Alexander, 1916
	8/9 1-0 vs CIN
	8/14 8-0 vs NYG
	8/18 3-0 at CIN
3	Robin Roberts, 1950
	7/22 2-0 at CIN
	7/25 1-0 vs CHI
	7/30 10-0 vs PIT

DOUBLEHEADER SHUTOUTS

DATE	PITCHERS	SCORES	OPPONENT
9/26/1912	Alexander/Seaton	7-0/11-0	Brooklyn
8/5/1913	Seaton/Alexander	1-0/0-0	Boston
9/1/1916	Alexander/Rixey	3-0/6-0	Brooklyn
7/21/1935	C. Davis/Bowman	4-0/2-0	Cincinnati
5/20/1943	Fuchs/Gerheuser	2-0/2-0	Chicago
7/25/1950	Church/Roberts	7-0/1-0	Chicago
8/27/1951	Thompson/K. Johnson	2-0/3-0	Cincinnati
4/23/1961	Sullivan/Mahaffey	1-0/6-0	Chicago

DID YOU KNOW?

The Phillies club record for consecutive scoreless innings pitched is 41, set in 1951. The Phils' second longest mark is 39 innings in 1969, followed by a 30-inning streak in 1954.

MISCELLANEOUS PITCHING

LONGEST CONSECUTIVE SCORELESS STREAKS

IP	PITCHER, YEAR
41.2	Grover Alexander, 1911
33.0	Larry Andersen, 1984 (relief)
32.2	Ken Heintzleman (LH), 1949
32.2	Robin Roberts, 1950
30.0	Grover Alexander, 1916
29.0	Tommy Greene, 1991
29.0	Curt Schilling, 1992
28.2	Steve Carlton (LH), 1981
27.0	Randy Wolf (LH), 2002
26.0	Steve Carlton (LH), 1972
24.0	Wayne Twitchell, 1973
24.0	Willie Hernandez (LH), 1983 (relief)
22.1	Ken Heintzleman (LH), 1948
22.1	Dennis Cook (LH), 1990
21.1	Doug Jones, 1994 (relief)

PITCHERS WITH .500 OR BETTER WINNING PCT.

Minimum 100 Decisions

PITCHER	YEARS	W-L	PCT
Grover Alexander	1911-17; 30	190-91	.676
Red Donahue	1898-1901	74-48	.607
Charlie Ferguson	1884-87	99-64	.607
Charlie Buffinton	1887-1889	77-50	.606
Steve Carlton	1972-86	241-161	.600
Al Orth	1895-1901	98-71	.580
Gus Weyhing	1892-95	71-53	.573
Kid Carsey	1892-97	94-71	.570
Curt Schilling	1992-2000	101-78	.564
Jim Lonborg	1973-79	75-60	.556
Jack Taylor	1892-97	96-77	.555
Erskine Mayer	1912-18	76-61	.555
Shane Rawley	1984-88	59-48	.551
Dan Casey	1886-89	72-59	.550
Jim Bunning	1964-67; 70-71	89-73	.549
Frank Corridon	1904-05; 07-09	59-49	.546
Dick Ruthven	1973-75; 78-83	78-65	.545
Robin Roberts	1948-61	234-199	.540
Larry Christenson	1973-83	83-71	.539
Randy Wolf	1999-2003	54-48	.529
Kid Gleason	1888-91	78-70	.527
George McQuillan	1907-10; 15-16	54-49	.524
Terry Mulholland	1989-93	62-57	.521
Curt Simmons	1947-50; 52-60	115-109	.513
Earl Moore	1908-13	67-64	.511
Chris Short	1959-72	132-127	.510
Don Carman	1983-90	53-52	.505

40 WINS BY A DUO, ONE SEASON

55	1916 - Grover Alexander (33) and Eppa Rixey, LH (22)
52	1915 - Grover Alexander (31) and Erskine Mayer (21)
49	1913 - Tom Seaton (27) and Grover Alexander (22)
48	1914 - Grover Alexander (27) and Erskine Mayer (21)
46	1917 - Grover Alexander (30) and Joe Oeschger/Eppa Rixey, LH (16)
43	1911 - Grover Alexander (28) and Earl Moore (15)
42	1952 - Robin Roberts (28) and Karl Drews/Curt Simmons, LH (14)
	1977 - Steve Carlton, LH (23) and Larry Christenson (19)
41	1901 - Red Donahue (21) and Al Orth (20)
	1905 - Togie Pittinger (23) and Bill Duggleby (18)
	1980 - Steve Carlton, LH (24) and Dick Ruthven (17)
40	1907 - Tully Sparks (22) and Frank Corridon (18)

PHILLIES PITCHERS, MOST WINS VS LOSSES

+21	Charlie Ferguson	1886	30-9
	Kid Gleason	1890	38-17
	Grover Alexander	1915	31-10
	Grover Alexander	1916	33-12
	Robin Roberts	1952	28-7
+17	Grover Alexander	1917	30-13
	Steve Carlton	1972	27-10
+15	Dan Casey	1887	28-13
	Grover Alexander	1911	28-13
	Tom Seaton	1913	27-12
	Steve Carlton	1980	24-9
+14	Tully Sparks	1907	22-8
	Grover Alexander	1913	22-8
+13	Red Donahue	1899	21-8
	Steve Carlton	1976	20-7
	Steve Carlton	1977	23-10
	Larry Christenson	1977	19-6
	John Denny	1983	19-6
+12	Charlie Ferguson	1887	22-10
	Charlie Buffinton	1889	28-16
	Jack Taylor	1895	26-14
	Grover Alexander	1914	27-15
	Eppa Rixey	1916	22-10
	Steve Carlton	1982	23-11
	Tommy Greene	1993	16-4
+11	Gus Weyhing	1892	32-21
	Al Orth	1899	14-3
	Jack Sanford	1957	19-8
	Jim Bunning	1964	19-8
+10	Jack Taylor	1894	23-13
	Wiley Piatt	1898	24-14
	Jim Bunning	1965	19-9

CONSECUTIVE COMPLETE GAMES

9 straight	- 1938
8 straight	- 1952
7 straight	- 1932, 1940, 1943, 1946
6 straight	- 1939, 1952
5 straight	- 1933, 1934, 1935, 1938 (twice), 1939, 1940, 1947, 1953 (4 times), 1955, 1959, 1966, 1972, 1973 (twice)

MISCELLANEOUS PITCHING

MOST IP - PHILLIES RELIEVERS

166.2	Andy Karl, 1945
152.0	Jim Konstanty, 1950
134.0	Dick Selma, 1970
118.0	Jack Baldschun, 1964
114.0	Jack Baldschun, 1963
112.2	Jack Baldschun, 1962
111.0	Ron Reed, 1977
110.2	Jim Konstanty, 1951
110.0	Gene Garber, 1975
110.0	Kent Tekulve, 1986
105.2	Jeff Parrett, 1989

PHILLIES MONTHLY SAVES LEADERS

April	Mitch Williams	10 in 1993
May	Heathcliff Slocumb	12 in 1995
June	Steve Bedrosian	10 in 1988
July	Steve Bedrosian	10 in 1987
August	Jose Mesa	10 in 2002
September	Al Holland	9 in 1983
October	Tug McGraw	2 in 1980
	Jose Mesa	3 in 2001*

*Six games were postponed in September and rescheduled for October.

TOP 20 HITTING PHILLIES PITCHERS

Minimum 40 AB

PITCHER	YEAR	AVG.	H-AB
Paul Weinert	1923	.322	19-59
Oscar Judd	1946	.316	25-79
Lee Meadows	1922	.314	27-86
Al Orth	1900	.310	40-129
Dennis Cook	1990	.310	13-42
Harvey Haddix	1957	.309	21-68
Schoolboy Rowe	1943	.300	36-120
Les Sweetland	1929	.292	26-89
Steve Carlton	1978	.291	25-86
Jack Scott	1927	.289	33-114
Brad Hogg	1919	.283	17-60
Dick Ruthven	1978	.283	15-53
Claude Passeau	1936	.282	22-78
Al Orth	1901	.281	36-128
Les Sweetland	1930	.281	36-128
Chief Bender	1916	.279	12-43
Schoolboy Rowe	1947	.278	22-79
Herm Wehmeier	1955	.278	20-72
Bucky Walters	1937	.277	38-137
Hal Carlson	1924	.276	21-76
Doc White	1901	.276	27-98

MOST WINS IN RELIEF, ONE SEASON

WINS	PITCHER	YEAR
16	Jim Konstanty	1950
13	Ron Reed	1979
12	Jack Baldschun	1962
12	Jeff Parrett	1989
12	Mitch Williams	1991
11	Jack Baldschun	1963
11	Kent Tekulve	1986
10	Dick Farrell	1957
10	Dick Farrell	1960
10	Gene Garber	1975

10 OR MORE WINS, CONSECUTIVE SEASONS

SEASONS	PITCHER	YEARS
13	Steve Carlton (LH)	1972-84
12	Robin Roberts	1949-60
7	Grover Alexander	1911-17

MOST WINS PLUS SAVES, ONE SEASON

PITCHER	YEAR	W+SV	TOTAL
Jose Mesa	2002	4+45	49
Mitch Williams	1993	3+43	46
Steve Bedrosian	1987	5+40	45
Jose Mesa	2001	3+42	45
Mitch Williams	1991	12+30	42
Jim Konstanty	1950	16+22	38
Ricky Bottalico	1996	4+34	38
Steve Bedrosian	1986	8+29	37
Heathcliff Slocumb	1995	5+32	37
Ricky Bottalico	1997	2+34	36
Al Holland	1984	5+29	34
Steve Bedrosian	1988	6+28	34
Mitch Williams	1992	5+29	34
Al Holland	1983	8+25	33
Dick Selma	1970	8+22	30
Mark Leiter	1998	7+23	30
Doug Jones	1994	2+27	29
Jose Mesa	2003	5+24	29
Roger McDowell	1990	6+22	28
Jack Baldschun	1963	11+16	27
Jack Baldschun	1964	6+21	27
Gene Garber	1977	8+19	27

DID YOU KNOW?

Rick Wise retired 32 consecutive Cubs batters on September 18, 1971, just four shy of the NL record.

STRIKEOUTS

MOST STRIKEOUTS, PHILLIES PITCHERS

KS	PITCHER	DATE	OPPONENT
18	Chris Short (LH)	10/2/1965	at NYM (15 inn.)
17	Art Mahaffey	4/23/1961	vs CHI
16	Steve Carlton (LH)	6/9/1982	vs CHI
16	Curt Schilling	9/1/1997	vs NYY
15	Steve Carlton (LH)	9/16/1981	at NYM
15	Curt Schilling	7/21/1997	vs PIT
15	Curt Schilling	4/5/1998	at ATL
14	Chris Short (LH)	9/13/1963	vs LA
14	Jim Bunning	6/7/1966	vs CIN
14	Steve Carlton (LH)	4/25/1972	at SF
14	Steve Carlton (LH)	8/21/1977	vs HOU
14	Steve Carlton (LH)	9/9/1977	vs STL
14	Steve Carlton (LH)	7/8/1979	vs SF
14	Steve Carlton (LH)	9/21/1982	at STL
14	Terry Mulholland (LH)	6/4/1993	vs COL
14	Curt Schilling	8/20/1998 (1)	vs ARI

MOST STRIKEOUTS, OPPOSING PITCHERS

KS	PITCHER	DATE	OPPONENT
19	David Cone	10/6/1991	vs NYM
16	Sandy Koufax (LH)	6/22/1959	at LA
16	Sandy Koufax (LH)	5/26/1962	at LA
16	Bob Veale (LH)	6/01/1965	at PIT
16	Sandy Koufax (LH)	7/27/1966	at LA (11 inn.)
16	Steve Carlton (LH)	9/20/1967	vs STL
16	Steve Carlton (LH)	5/21/1970	vs STL
16	Bob Gibson	5/23/1970	vs STL
16	Dwight Gooden	9/17/1984	vs NYM

10 STRIKEOUTS OR MORE, GAME

Since 1900

# OF GAMES	PITCHERS
70	Steve Carlton
48	Curt Schilling
25	Jim Bunning
17	Chris Short
9	Ray Culp, Randy Wolf
8	Grover Alexander
7	Robert Person, Robin Roberts
6	Art Mahaffey, Earl Moore
5	Grant Jackson, Jack Sanford
4	Dennis Bennett, Larry Christenson, Sid Fernandez, Bill Foxen, Chick Fraser, Kevin Gross, Terry Mulholland, Curt Simmons, Doc White, Rick Wise
3	John Denny, Brandon Duckworth, Woodie Fryman, Tommy Greene, Wayne LaMaster
2	Matt Beech, Ralph Caldwell, George Chalmers, Tyler Green, Harvey Haddix, Ken Howell, Johnny Lush, Lee Meadows, Kevin Millwood, Brett Myers, Vicente Padilla, Jimmy Ring, Dick Ruthven
1	Bo Belinsky, Ray Bengte, Ken Brett, Chris Brock, Earl Caldwell, Don Cardwell, Gene Conley, Harry Coveleski, Omar Daal, Jose DeJesus, Murry Dickson, Mike Grace, Jack Hamilton, Ken Heintzelman, Charles Hudson, Si Johnson, Syl Johnson, Mark Leiter, John Lindell, Jack Meyer, Seth Morehead, Hugh Mulcahy, Lowell Palmer, Claude Passeau, Hub Pruett, Ken Raffensberger, Shane Rawley, Eppa Rixey, Tom Seaton, Garrett Stephenson, Wayne Twitchell, Mike Williams

NON-PITCHERS WHO PITCHED FOR THE PHILLIES

PLAYER	REG. POS.	YEAR(S) PITCHED	W-L	ERA	G	GS	IP	H	BB	SO
Roy Thomas	OF	1900	0-0	3.38	1	0	2.2	4	0	0
Walter Holke	1B	1923	0-0	0.00	1	0	0.1	1	0	0
Barney Friberg	2B	1925	0-0	4.50	1	0	4.0	4	3	1
Jack Bentley	1B	1926	0-2	8.28	7	3	25.0	37	10	7
Bucky Walters	3B	1934	0-0	1.29	2	1	7.0	8	2	7
Joe Marty	OF	1939	0-0	4.50	1	0	4.0	2	3	1
Bud Hafey	OF	1939	0-0	33.75	2	0	1.1	7	1	1
Art Mahan	1B	1940	0-0	0.00	1	0	1.0	1	0	0
Ben Chapman	OF	1945	0-0	7.71	3	0	7.0	7	6	4
Jimmie Foxx	1B	1945	1-0	1.59	9	2	22.2	13	14	10
Al Lakeman	C	1948	0-0	13.50	1	0	0.2	1	0	0
Granny Hamner	2B/SS	1956-57	0-1	3.89	4	1	9.1	11	2	5
Bob Bowman	OF	1959	0-1	6.00	5	0	6.0	5	5	0
Cookie Rojas	2B	1967	0-0	0.00	1	0	1.0	1	0	0
Mike Anderson	OF	1979	0-0	0.00	1	0	1.0	2	0	2
Greg Gross	OF	1986	0-0	0.00	1	0	0.2	1	1	2
Glenn Wilson	OF	1987	0-0	0.00	1	0	1.0	0	0	1
Tomas Perez	INF	2002	0-0	0.00	1	0	0.1	0	0	0

SEASON LEADERS

20 WINS

1884	Ferguson	21-25
1885	Ferguson	26-20
	Daily	26-23
1886	Ferguson	30-9
	Casey (LH)	24-18
1887	Casey (LH)	28-13
	Ferguson	22-10
	Buffinton	21-17
1888	Buffinton	28-17
1889	Buffinton	28-16
1890	Gleason	38-17
	Vickery	24-22
1891	Gleason	24-22
	Esper (LH)	20-15
1892	Weyhing	32-21
1893	Weyhing	23-16
	Carsey	20-15
1894	Taylor	23-13
1895	Taylor	26-14
	Carsey	24-15
1896	Taylor	20-21
1898	Piatt (LH)	24-14
1899	Piatt (LH)	23-15
	Donahue	22-8
	Fraser	21-12
1901	Orth	20-12
	Donahue	21-13
1905	Pitcinger	23-14
1907	Sparks	22-8
1908	McQuillan	23-17
1910	Moore	22-15
1911	Alexander	*28-13
1913	Seaton	*27-12
	Alexander	22-8
1914	Alexander	*27-15
	Mayer	21-19
1915	Alexander	*31-10
	Mayer	21-15
1916	Alexander	*33-12
	Rixey (LH)	22-10
1917	Alexander	*30-13
1950	Roberts	20-11
1951	Roberts	21-15
1952	Roberts	*28-7
1953	Roberts	*23-16
1954	Roberts	*23-15
1955	Roberts	*23-14
1966	Short (LH)	20-10
1972	Carlton (LH)	*27-10
1976	Carlton (LH)	20-7
1977	Carlton (LH)	*23-10
1980	Carlton (LH)	*24-9
1982	Carlton (LH)	*23-11

20 SAVES

1950	Konstanty	*22
1964	Baldschun	21
1970	Selma	22
1980	McGraw (LH)	20
1983	Holland (LH)	25
1984	Holland (LH)	29
1986	Bedrosian	29
1987	Bedrosian	*40
1988	Bedrosian	28
1989	McDowell	23
1990	McDowell	22
1991	Williams (LH)	30
1992	Williams (LH)	29

1993	Williams (LH)	43
1994	Jones	27
1995	Slocumb	32
1996	Bottalico	34
1997	Bottalico	34
1998	Leiter	23
2000	Brantley	23
2001	Mesa	42
2002	Mesa	45
2003	Mesa	24

200 STRIKEOUTS

1886	Ferguson	212
1890	Gleason	222
1892	Weyhing	202
1911	Alexander	227
1914	Alexander	*214
1915	Alexander	*241
1917	Alexander	*201
1964	Bunning	219
1965	Bunning	268
	Short (LH)	237
1966	Bunning	252
1967	Bunning	*253
1968	Short (LH)	202
1972	Carlton (LH)	*310
1973	Carlton (LH)	223
1974	Carlton (LH)	*240
1979	Carlton (LH)	213
1980	Carlton (LH)	*286
1982	Carlton (LH)	*286
1983	Carlton (LH)	*275
1997	Schilling	*319
1998	Schilling	*300

300 INNINGS PITCHED

1883	Coleman	538
1884	Ferguson	417
1885	Daily	440
	Ferguson	405
1886	Ferguson	396
	Casey (LH)	369
1887	Casey (LH)	390
	Buffinton	332
1888	Buffinton	400
1889	Buffinton	380
	Sanders	350
1890	Gleason	506
	Vickery	382
1891	Gleason	418
1892	Weyhing	470
	Carsey	318
	Keefe	313
1893	Weyhing	345
	Carsey	318
1895	Carsey	342
	Taylor	335
1896	Taylor	359
1897	Taylor	317
1898	Piatt (LH)	306
1899	Piatt (LH)	305
1901	Donahue	304
1902	White (LH)	306
1904	Fraser	302
1905	Pitcinger	337
1906	Sparks	317
1908	McQuillan	360
1909	Moore	300

1911	Alexander	*367
	Moore	308
1912	Alexander	*310
1913	Seaton	*322
	Alexander	306
1914	Alexander	*355
	Mayer	321
1915	Alexander	*376
1916	Alexander	*389
1917	Alexander	*388
1923	Ring	313
1950	Roberts	304
1951	Roberts	*315
1952	Roberts	*330
1953	Roberts	*347
1954	Roberts	*337
1955	Roberts	*305
1966	Bunning	314
1967	Bunning	*302
1972	Carlton (LH)	*346
1980	Carlton (LH)	*304

65 GAMES PITCHED

1883	Coleman	65
1945	Karl	*67
1950	Konstanty	*74
1961	Baldschun	*65
1962	Baldschun	67
1963	Baldschun	65
1964	Baldschun	71
1965	Baldschun	65
1966	Knowles (LH)	69
1970	Selma	73
1975	Garber	*71
1978	Reed	66
1979	McGraw (LH)	65
1983	Holland (LH)	68
1984	Holland (LH)	68
1985	Carman (LH)	71
1986	Tekulve	73
	Bedrosian	68
1987	Tekulve	*90
	Bedrosian	65
1988	Tekulve	70
	Harris	66
1989	Parrett	72
1990	McDowell	72
	Akerfelds	71
1991	Williams (LH)	69
	Boever	68
1992	Williams (LH)	66
1993	West (LH)	76
	Williams (LH)	65
1996	Borland	69
1997	Spradlin	76
	Bottalico	69
1998	Gomes	71
	Leiter	69
	Spradlin	69
1999	Gomes	73
2000	Gomes	65
2001	Mesa	71
	Bottalico	66
2002	Mesa	74
	Silva	68
2003	Adams	66
	Cormier (LH)	65

.700 WINNING PCT.

1886	Ferguson (30-9)	.769
1899	Donahue (21-8)	.724
1907	Sparks (21-8)	.724
1913	Alexander (22-8)	.733
1915	Alexander (31-10)	*.756
1916	Alexander (33-12)	.733
1952	Roberts (28-7)	.800
1957	Sanford (19-8)	.704
1964	Bunning (19-8)	.704
1972	Carlton (LH) (27-10)	.730
1976	Carlton (LH) (20-7)	*.741
1977	Christenson (19-6)	.760
1980	Carlton (LH) (24-9)	.727
1983	Denny (19-6)	*.760
1991	Williams (LH) (12-5)	.706
1993	Greene (16-4)	.800
1994	Jackson (LH) (14-6)	.700
1999	Schilling (15-6)	.714

2.40 ERA

1884	Vinton	2.23
1885	Daily	2.21
	Ferguson	2.22
1886	Ferguson	*1.98
1888	Sanders	1.90
	Buffinton	1.91
1892	Keefe	2.36
1901	Orth	2.27
1904	Corrigan	2.19
1905	Sparks	2.18
	Nichols	2.27
1906	Sparks	2.16
	Duggleby	2.25
	Lush (LH)	2.37
1907	Sparks	2.00
1908	McQuillan	1.53
	Richie	1.83
	Foxen (LH)	1.95
1909	Moore	2.10
	Corrigan	2.11
	McQuillan	2.14
1910	McQuillan	*1.60
1913	Brennan (LH)	2.39
1914	Alexander	2.38
1915	Alexander	*1.22
	Mayer	2.36
	Rixey (LH)	2.39
1916	Alexander	*1.55
	Rixey (LH)	1.85
1917	Alexander	*1.86
	Rixey (LH)	2.27
	Rixey (LH)	2.39
1943	Barrett	2.39
1964	Short (LH)	2.20
1967	Bunning	2.29
	Short (LH)	2.39
1972	Carlton (LH)	*1.97
1980	Carlton (LH)	2.34
1983	Denny	2.37
1992	Schilling	2.35

(LH) Left-handed Pitcher

* League Leader

Note: See Yearly Pitching Leaders in this section for more information.

YEARLY PITCHING LEADERS

YEAR	GAMES	COMPLETE GAMES	WINS	LOSSES
1883	Coleman 65	Coleman 59	Coleman 12	Coleman *48
1884	Ferguson 50	Ferguson 46	Ferguson 21	Ferguson 25
1885	Daily 50	Daily 49	two with 26	Daily 23
1886	Ferguson 48	Ferguson 43	Ferguson 30	Casey 18
1887	Case 46	Casey 43	Casey 28	Buffinton 17
1888	Buffinton 46	Buffinton 43	Buffinton 28	Casey 18
1889	Buffinton 47	Buffinton 37	Buffinton 27	Sanders 18
1890	Gleason 60	Gleason 54	Gleason 38	Vickery 22
1891	Gleason 53	Gleason 40	Gleason 24	Gleason 22
1892	Weyhing 59	Weyhing 46	Weyhing 32	Weyhing 21
1893	Weyhing 42	Weyhing 33	Weyhing 23	Weyhing 16
1894	Taylor 41	Taylor 31	Taylor 23	Weyhing 14
1895	Carsey 44	Carsey 35	Taylor 26	Carsey 16
1896	Taylor 45	Taylor 35	Taylor 20	Taylor 21
1897	Taylor 40	Taylor 35	Taylor 16	Taylor 20
1898	Piatt 39	two with 33	Piatt 24	Donahue 17
1899	Piatt 39	Piatt 31	Piatt 23	Piatt 15
1900	Orth 33	Orth 24	Fraser 16	Orth 13
1901	two with 35	Donahue 34	Donahue 21	two with 13
1902	D.White 36	D.White 34	D.White 16	D.White *20
1903	Duggleby 36	Duggleby 28	Duggleby 13	Duggleby 18
1904	Fraser 42	Fraser 32	Fraser 14	Fraser 24
1905	Pittinger #46	Pittinger 29	Pittinger 23	Duggleby 17
1906	two with 42	Sparks 29	Sparks 19	Duggleby 19
1907	two with 37	Sparks 24	Sparks 22	Moren 18
1908	McQuillan 48	McQuillan 32	McQuillan 23	McQuillan 17
1909	McQuillan 41	Moore 24	Moore 18	McQuillan 16
1910	Moore 46	Ewing 20	Moore 22	Moore 15
1911	Alexander 48	Alexander *31	Alexander *28	Moore *19
1912	Alexander 46	Alexander 26	Alexander 19	Alexander 17
1913	Seaton 52	Alexander 23	Seaton *27	two with 12
1914	Mayer 48	Alexander *32	Alexander *27	Mayer 19
1915	Alexander 49	Alexander *36	Alexander *31	Mayer 15
1916	Alexander 48	Alexander *38	Alexander *33	Demaree 14
1917	Alexander 45	Alexander *35	Alexander *30	Rixey *21
1918	Prendergast 33	Prendergast 20	two with 13	Oeschger *18
1919	G. Smith 31	G. Smith 15	Meadows 8	two with 12
1920	G. Smith 43	Rixey 25	Meadows 16	Rixey *22
1921	G. Smith 39	Ring 21	Meadows 11	G. Smith *20
1922	G. Smith 42	Meadows 19	two with 12	two with 18
1923	Ring 39	Ring 23	Ring 18	Weinhart 17
1924	Carlson 38	Ring 16	two with 10	Carlson 17
1925	Ring 38	Ring 21	Ring 14	Mitchell 17
1926	Willoughby 47	Carlson 20	Carlson 17	Dean 16
1927	Scott #48	Scott 17	Scott 9	Scott 21
1928	Benge 40	Benge 12	Benge 8	Benge 18
1929	Willoughby 49	Willoughby 14	Willoughby 15	Benge 15
1930	H. Elliott *48	Collins 17	Collins 16	Willoughby 17
1931	J. Elliott *52	two with 16	J. Elliott #19	Benge 18
1932	Collins 43	Holley 16	Collins 14	Holley 14
1933	Liska 45	Holley 12	Holley 13	Holley 15
1934	C. Davis *51	C. Davis 18	C. Davis 19	Collins 18
1935	Jorgens *53	C. Davis 19	C. Davis 16	Jorgens 15
1936	Passeau 49	Walters 15	two with 11	Walters *21
1937	Mulcahy *56	Passeau 18	LaMaster 15	LaMaster 19
1938	Mulcahy 46	two with 15	Passeau 11	Mulcahy *20
1939	Mulcahy 38	two with 14	Higbe 10	Mulcahy 16
1940	Higbe 41	Mulcahy 21	Higbe 14	Mulcahy *22
1941	Pearson 46	Podgajny 8	two with 9	two with 14
1942	Podgajny 43	Hughes 19	Hughes 12	Melton 20

* League Leader # Tied for League Lead

YEARLY PITCHING LEADERS

YEAR	ERA	SHUTOUTS	INNINGS PITCHED	STRIKEOUTS
1883	Coleman 4.87	Coleman 3	Coleman 538.1	Coleman 159
1884	Vinton 2.23	Ferguson 2	Ferguson 416.2	Ferguson 194
1885	Daily 2.21	Ferguson 5	Daily 440.0	Ferguson 194
1886	Ferguson *1.98	two with 4	Ferguson 395.2	Ferguson 212
1887	Casey *2.86	Casey *4	Casey 390.1	Buffinton 160
1888	Sanders 1.90	Buffinton 6	Buffinton 400.1	Buffinton 199
1889	Buffinton 3.24	Buffinton 2	Buffinton 380.0	Buffinton 153
1890	Gleason 2.63	Gleason 6	Gleason 506.0	Gleason 222
1891	Gleason 3.51	three with 1	Gleason 418.0	Esper 108
1892	Keefe 2.36	Weyhing 6	Weyhing 469.2	Weyhing 202
<hr/>				
1893	Taylor 4.24	Weyhing 2	Weyhing 345.1	Weyhing 101
1894	Taylor 4.08	Weyhing 2	Taylor 298.0	Weyhing 81
1895	Taylor 4.49	Taylor 1	Carsey 342.1	Taylor 93
1896	Orth 4.41	two with 1	Taylor 359.0	Taylor 97
1897	Wheeler 3.96	two with 2	Taylor 317.1	Taylor 88
1898	Orth 3.02	Platt #6	Platt 306.0	Platt 121
1899	Orth *2.49	two with 4	Platt 305.0	Platt 89
1900	Fraser 3.14	two with 2	Orth 262.0	Orth 68
1901	Orth 2.27	Orth #6	Donahue 304.1	D.White 132
1902	D.White 2.53	two with 3	D.White 306.0	D.White 185
<hr/>				
1903	Sparks 2.72	Duggleby 3	Duggleby 264.0	Fraser 104
1904	Corridon 2.19	two with 3	Fraser 302.0	Fraser 127
1905	Sparks 2.18	Pittinger 4	Pittinger 337.0	Pittinger 136
1906	Sparks 2.16	Sparks 6	Sparks 316.2	Lush 151
1907	Richie 2.00	Brown 4	Corridon 274.0	Corridon 131
1908	McQuillan 1.53	McQuillan 7	McQuillan 359.2	McQuillan 114
1909	E. Moore 2.10	two with 4	E. Moore 299.2	E. Moore 173
1910	McQuillan *1.60	E. Moore 6	E. Moore 283.0	E. Moore *185
1911	Alexander 2.57	Alexander #7	Alexander *367.0	Alexander 227
1912	Rixey 2.50	two with 3	Alexander #310.1	Alexander *195
<hr/>				
1913	Brennan 2.36	Alexander *9	Seaton *322.1	Seaton *168
1914	Alexander 2.38	Alexander 6	Alexander *355.0	Alexander *214
1915	Alexander *1.22	Alexander *12	Alexander *376.1	Alexander *241
1916	Alexander *1.55	Alexander +16	Alexander *388.2	Alexander *167
1917	Alexander *1.86	Alexander *8	Alexander *387.2	Alexander *201
1918	Jacobs 2.41	Jacobs 4	Prendergast 252.1	Hogg 81
1919	Meadows 2.47	Meadows 3	G. Smith 185.0	Meadows 88
1920	Meadows 2.84	Meadows 3	Rixey 284.1	Rixey 109
1921	Winters 3.63	Meadows 2	Ring 246.0	Ring 88
1922	Weinert 3.40	Meadows 2	Ring 249.1	Ring 116
<hr/>				
1923	Ring 3.76	Glazner 3	Ring 313.1	Ring 112
1924	Ring 3.97	two with 2	Ring 215.1	Ring 72
1925	Carlson 4.23	Carlson #4	Ring 270.0	Ring 93
1926	Carlson 3.24	Carlson 3	Carlson 267.1	Carlson 55
1927	Ulrich 3.17	five with 1	Scott 233.1	Pruett 90
1928	Benge 4.55	four with 1	Benge 201.2	Ring 72
1929	Willoughby 4.99	two with 2	Willoughby 243.1	Benge 78
1930	Collins 4.78	three with 1	Collins 239.0	Collins 87
1931	Benge 3.17	three with 2	J. Elliott 249.0	Benge 117
1932	Rhem 3.74	two with 2	Holley 228.0	Benge 89
<hr/>				
1933	Holley 3.53	two with 3	Holley 206.2	Holley 56
1934	C. Davis 2.95	two with 3	C. Davis 274.1	C. Davis 99
1935	C. Davis 3.66	C. Davis 3	C. Davis 231.0	C. Davis 74
1936	Walters 4.26	Walters #4	Walters 258.0	Passeau 85
1937	Passeau 4.34	Walters 3	Passeau *292.1	LaMaster 135
1938	Butcher 2.93	three with 1	Mulcahy 267.1	Passeau 100
1939	Beck 4.73	three with 1	Mulcahy 225.2	Higbe 79
1940	Mulcahy 3.60	Mulcahy 3	Higbe 283.0	Higbe *137
1941	Hughes 4.45	Hughes 2	Podganyj 181.1	Johnson 80
1942	Hughes 3.06	two with 1	Hughes 253.0	Melton 107

* League Leader # Tied for League Lead * 1st on All-Time Single Season Leaders List



YEARLY PITCHING LEADERS

YEAR	GAMES	COMPLETE GAMES	WINS	LOSSES
1943	Gerheuser 38	two with 11	Rowe 14	Gerheuser 19
1944	Schanz 40	Raffensberger 18	two with 13	Raffensberger *20
1945	Karl *67	Barrett 8	Karl 9	Barrett *20
1946	two with 39	Raffensberger 14	two with 11	Raffensberger 15
1947	Donnelly 38	Leonard 19	Leonard 17	Judd 15
1948	Dubiel 37	Leonard 16	Leonard 12	Leonard *18
1949	Konstanty 53	Heintzelman 15	two with 17	Roberts 15
1950	Konstanty *74	Roberts 21	Roberts 20	two with 11
1951	Konstanty 58	Roberts 22	Roberts 21	Roberts 15
1952	Hansen 43	Roberts *30	Roberts *28	Drews 15
1953	Konstanty 48	Roberts *33	Roberts #23	Roberts 16
1954	Roberts 45	Roberts *29	Roberts *23	Dickson *20
1955	J. Meyer 50	Roberts *26	Roberts *23	Roberts 14
1956	R. Miller 49	Roberts *22	Roberts 19	Roberts *18
1957	Farrell 52	Sanford 15	Sanford 19	Roberts *22
1958	Farrell 54	Roberts 21	Roberts 17	two with 14
1959	J. Meyer 47	Roberts 19	Roberts 15	Roberts 17
1960	Farrell 59	Roberts 13	Roberts 12	two with 16
1961	Baldschun 65	Mahaffey 12	Mahaffey 11	Mahaffey *19
1962	Baldschun 67	Mahaffey 20	Mahaffey 19	Mahaffey 14
1963	Baldschun 65	two with 10	Culp 14	Culp 12
1964	Baldschun 71	Bunning 13	Bunning 19	Bennett 14
1965	Baldschun 65	two with 15	Bunning 19	Short 11
1966	Knowles 69	Short 19	Short 20	Bunning 14
1967	Farrell 50	Bunning 16	Bunning 17	two with 15
1968	Farrell 54	L. Jackson 12	Short 19	L. Jackson 17
1969	two with 46	Wise 14	Wise 15	G. Jackson 18
1970	Selma 73	Short 7	Wise 13	Short 16
1971	Brandon 52	Wise 17	Wise 17	three with 14
1972	Twitshell 49	Carlton *30	Carlton *27	Reynolds 15
1973	Scarce 52	Carlton #18	four with 13	Carlton *20
1974	Scarce 58	Carlton 17	Lonborg 17	Schueler 16
1975	Garber *71	Carlton 14	Carlton 15	Carlton 14
1976	two with 59	Carlton 13	Carlton 20	Kaat 14
1977	Garber 64	Carlton 17	Carlton *23	Kaat 11
1978	Reed 66	Carlton 12	Carlton 16	Christenson 14
1979	McGraw 65	Carlton 13	Carlton 18	Lerch 13
1980	McGraw 57	Carlton 13	Carlton *24	Lerch 14
1981	Lyle 48	Carlton 10	Carlton 13	two with 7
1982	R. Reed 57	Carlton *19	Carlton *23	three with 11
1983	Holland 68	Carlton 8	Denny *19	Carlton 16
1984	Holland 68	two with 3	Koosman 14	Koosman 15
1985	Carman 71	three with 6	Gross 15	Denny 14
1986	Tekulve 73	two with 7	Gross 12	Gross 12
1987	Tekulve 90	Rawley 4	Rawley 17	Gross 16
1988	Tekulve 70	Gross 5	Gross 12	Rawley 16
1989	Parrett 72	three with 2	two with 12	Carman *15
1990	McDowell 72	Mulholland 6	Combs 10	Ruffin 13
1991	Williams 69	Mulholland 8	Mulholland 16	Mulholland 13
1992	Williams 66	Mulholland *12	Schilling 14	Abbott 14
1993	West 76	three with 7	two with 16	Jackson 11
1994	Slocumb 52	Jackson 4	Jackson 14	West 10
1995	Bottalico 62	Green 4	Quantrill 11	Quantrill 12
1996	Borland 69	Schilling 8	Schilling 9	Williams 14
1997	Spradlin 76	Schilling 7	Schilling 17	Leiter *17
1998	Gomes 71	Schilling *15	Schilling 15	Schilling 14
1999	Gomes 73	Schilling 8	two with 15	Ogea 12
2000	Gomes 65	Schilling 4	Wolf 11	three with 9
2001	Mesa 71	Wolf 4	Person 15	Wolf 11
2002	Mesa 74	Wolf 3	Padilla 14	Padilla 11
2003	Adams 66	Millwood 5	Wolf 16	two with 12

* League Leader # Tied for League Lead

YEARLY PITCHING LEADERS

YEAR	ERA	SHUTOUTS	INNINGS PITCHED	STRIKEOUTS
1943	Barrett 2.39	Rowe 3	Gerheuser . . . 215.0	Gerheuser 92
1944	Raffensberger . . 3.06	two with 3	Raffensberger . . 258.2	Raffensberger . . 136
1945	Karl 2.99	Mauney 2	Barrett 190.2	Schanz 56
1946	Judd 3.53	three with 2	Raffensberger . . 196.0	Raffensberger . . 73
1947	Leonard 2.68	Leonard 3	Leonard 235.0	Leonard 103
1948	Leonard 2.51	two with 2	Leonard 225.2	Leonard 92
1949	Heintzelman . . . 3.02	Heintzelman . . . #5	Heintzelman . . . 250.0	Roberts 95
1950	Roberts 3.02	Roberts #5	Roberts 304.1	two with 146
1951	Roberts 3.03	Roberts #6	Roberts *315.0	Roberts 127
1952	Roberts 2.59	Simmons #6	Roberts *330.0	Roberts 148
1953	Roberts 2.75	Roberts 5	Roberts *346.2	Roberts *198
1954	Simmons 2.81	two with 4	Roberts *336.2	Roberts *185
1955	Roberts 3.28	Dickson 4	Roberts *305.0	Roberts 160
1956	Simmons 3.36	Haddix 2	Roberts 297.1	Roberts 157
1957	Sanford 3.08	Sanford 3	Roberts 249.2	Sanford *188
1958	Roberts 3.23	two with 2	Roberts 269.2	Roberts 130
1959	Conley 3.00	Conley 3	Roberts 257.1	Roberts 137
1960	Conley 3.68	two with 2	Roberts 237.1	Roberts 122
1961	Mahaffey 4.10	Mahaffey 3	Mahaffey 219.1	Mahaffey 158
1962	Bennett 3.81	two with 2	Mahaffey 274.0	Mahaffey 177
1963	Short 2.29	Culp 5	McLish 209.2	Culp 176
1964	Short 2.20	Bunning 5	Bunning 284.1	Bunning 219
1965	Bunning 2.60	Bunning 7	Short 297.1	Bunning 268
1966	Bunning 2.41	Bunning/L. Jackson #5	Bunning 314.0	Bunning 252
1967	Bunning 2.29	Bunning #6	Bunning *302.1	Bunning *253
1968	L. Jackson 2.77	Fryman 5	Short 269.2	Short 202
1969	Wise 3.23	G. Jackson 4	G. Jackson 253.0	G. Jackson 180
1970	Bunning 4.11	Fryman 3	Wise 220.0	Selma 153
1971	Wise 2.88	Wise 4	Wise 272.0	Wise 155
1972	Carlton *1.97	Carlton 8	Carlton *346.1	Carlton *310
1973	Twitchell 2.50	Twitchell 5	Carlton #293.1	Carlton 223
1974	Lonborg 3.21	Lonborg 3	Carlton 291.0	Carlton *240
1975	Carlton 3.56	Carlton 3	Carlton 255.0	Carlton 192
1976	Lonborg 3.08	Carlton 2	Carlton 252.2	Carlton 195
1977	Carlton 2.64	Carlton 2	Carlton 283.0	Carlton 198
1978	Carlton 2.84	two with 3	Carlton 247.0	Carlton 161
1979	Carlton 3.62	Carlton 4	Carlton 251.0	Carlton 213
1980	Carlton 2.34	Carlton 3	Carlton *304.0	Carlton *286
1981	Carlton 2.42	Carlton 1	Carlton 190.0	Carlton 179
1982	Carlton 3.10	Carlton #6	Carlton *295.2	Carlton *286
1983	Denny 2.37	Carlton 3	Carlton *283.2	Carlton *275
1984	Koosman 3.25	two with 1	Carlton 229.0	Carlton 163
1985	Rawley 3.31	three with 2	Gross 205.2	Gross 151
1986	Gross 4.02	two with 2	Gross 241.2	Gross 154
1987	Carman 4.22	Carman 2	Rawley 229.2	Carman 125
1988	Gross 3.69	three with 1	Gross 231.2	Gross 162
1989	Howell 3.44	six with 1	Howell 204.0	Howell 164
1990	Mulholland 3.34	Combs 2	Combs 183.1	Combs 108
1991	Greene 3.38	Mulholland 3	Mulholland 232.0	Greene 154
1992	Schilling 2.35	Schilling 4	Mulholland 229.0	Schilling 147
1993	Mulholland 3.25	three with 2	Schilling 235.1	Schilling 186
1994	D. Jackson 3.26	D. Jackson 1	D. Jackson 179.1	D. Jackson 129
1995	Schilling 3.57	Green 2	Quattrill 179.1	Schilling 114
1996	Schilling 3.19	Schilling 2	Schilling 183.1	Schilling 182
1997	Schilling 2.97	Schilling 2	Schilling 254.1	Schilling *319
1998	Schilling 3.25	Schilling 2	Schilling *268.2	Schilling *300
1999	Schilling 3.54	two with 1	Byrd 199.2	Schilling 152
2000	Person 3.63	three with 1	Wolf 206.1	Person 164
2001	Wolf 3.70	Wolf 2	Person 208.1	Person 183
2002	Wolf 3.20	Wolf 2	Wolf 210.2	Wolf 172
2003	Padilla 3.62	Millwood #3	Millwood 222.0	Wolf 177

* League Leader # Tied for League Lead

LEAGUE LEADERS - DEFENSE

1900	Nap Lajoie, 2b	.954	1939	Pinky May, 3b	.956	1972	Don Money, 3b	.978
	Ed McFarland, c	.963	1940	Ham Schulte, 2b	.980		Larry Bowa, ss	.987
1901	Harry Wolverton, 3b	.921	1941	Pinky May, 3b	.972	1973	Greg Luzinski, of	.993
	Bill Hallman, 2b	.971	1942	Danny Litwhiler, of	1.000		Ken Brett, p	1.000
1903	Harry Wolverton, 3b	.941	1943	Pinky May, 3b	.963	1974	Larry Bowa, ss	.984
1904	Harry Wolverton, 3b	.925	1946	Frank McCormick, 1b	.999	1976	Dave Cash, 2b	.988
1906	Roy Thomas, of	.986	1947	Dutch Leonard, p	1.000	1978	Larry Bowa, ss	.986
1909	Kitty Bransfield, 1b	.989	1953	Willie Jones, 3b	.993		Bob Boone, c	.991
1910	Mickey Doolan, ss	.948	1954	Willie Jones, 3b	.968		Bake McBride, of	.996
1911	Sherry Magee, of	.981	1955	Willie Jones, 3b	.960	1979	Larry Bowa, ss	.991
1913	Hans Lobert, 3b	.974		Andy Seminick, c	.994	1980	Pete Rose, 1b	.997
	Bill Killefer, c	.988	1956	Willie Jones, 3b	.973		Steve Carlton, p	1.000
1914	Hans Lobert, 3b	.944	1958	Willie Jones, 3b	.967	1982	Garry Maddox, cf	.992
1915	Bobby Byrne, 3b	.969		Robin Roberts, p	1.000		Manny Trillo, 2b	.994
1916	Bill Killefer, c	.985	1962	Tony Gonzalez, of	1.000	1984	Ozzie Virgil, c	.994
1917	Dode Paskert, of	.984	1963	Tony Taylor, 2b	.986	1986	Mike Schmidt, 3b	.980
	Bill Killefer, c	.984		Don Demeter, of	1.000	1990	Pat Combs, p	1.000
1922	Butch Henline, c	.983		Chris Short, p	1.000	1993	Curt Schilling, p	1.000
1924	Heinie Sand, ss	.959	1964	Tony Gonzalez, of	.996	1994	Milt Thompson, of	1.000
	George Harper, of	.986	1966	Bill White, 1b	.994		Danny Jackson, p	1.000
1927	Jimmy Cooney, ss	.978	1967	Bobby Wine, ss	.980	1995	Jim Eisenreich, of	1.000
	Dick Spalding, of	.992		Tony Gonzalez	.993	1999	Mike Lieberthal, c	.997
1929	Walt Lerian, c	.986	1968	Cookie Rojas, 2b	.987		Curt Schilling, p	1.000
1932	Pinky Whitney, 3b	.960		Johnny Callison, of	1.000	2000	Robert Person, p	1.000
	Don Hurst, 1b	.993		Larry Jackson, p	1.000	2001	Robert Person, p	1.000
1935	Johnny Vergez, 3b	.953	1971	Larry Bowa, ss	.987	2002	Doug Glanville, cf	1.000
1937	Pinky Whitney, 3b	.982		Rick Wise, p	1.000		Brandon Duckworth, p	1.000
	Dolph Camilli, 1b	.994						

ALL-TIME FIELDING TEAM

POS.	PLAYER	YEAR	G	TC	E	PCT
1B	Frank McCormick	1946	134	1283	1	*.999
2B	Manny Trillo	1982	149	789	5	.994
SS	Larry Bowa	1979	146	683	6	.991
3B	Pinky Whitney	1937	130	374	7	.982
OF	Danny Litwhiler	1942	151	317	0	*1.000
OF	Tony Gonzalez	1962	114	276	0	1.000
OF	Don Demeter	1963	119	172	0	1.000
OF	Johnny Callison	1968	109	197	0	1.000
OF	Jim Eisenreich	1995	111	207	0	1.000
OF	Doug Glanville	2002	117	227	0	1.000
C	Mike Lieberthal	1999	143	946	3	.997
P	Eppa Rixey	1917	39	108	0	1.000

+ League Record

DID YOU KNOW?

The Phillies team record for most errors in a game (since 1911) is eight, occurring twice: August 18, 1941 vs Cincinnati and April 24, 1922 vs New York. The Phils have made seven errors in a game five times: last occurring on August 17, 1945 vs Brooklyn.

TRIPLE PLAYS

TURNED BY PHILLIES

DATE	OPPONENT	FIELDERS	BATTER
9/8/1890	vs BKN	Allen (ss) to Myers (2b) to McCauley (1b)	Smith
4/23/1891	vs BKN	Shindle (3b) to Allen (ss)	O'Brien
9/5/1908	vs NYG	Doolan (ss) to Knabe (2b) to Dooiin (c) to Grant (3b) to Doolan to Dooiin to Grant	Devlin
9/4/1909	vs BKN	Doolan (ss) to Ward (2b) to Bransfield (1b) to Dooiin (c)	Bell
8/12/1916	vs NYG	Bancroft (ss) to Byrne (3b) to Bancroft	Robertson
5/26/1918	at CIN	Bancroft (ss) to Luderus (1b)	Magee
7/6/1923	vs PIT	Mokan (lf) to Henline (c) to Sand (ss)	Carey
7/4/1924	at NYG	Ford (3b) to Sand (ss) to Holke (1b)	Groh
5/1/1925	vs BOS	Schultz (rf) to Henline (c) to Fonseca (2b)	O'Neil
6/29/1925	vs BKN	Carlson (p) to Sand (ss) to Hawks (1b)	DeBerry
6/3/1929	at PIT	Thompson (2b) to Hurst (1b) to Friberg (ss)	Grimes
9/16/1930	vs PIT	Thompson (2b) to Sherlock (1b)	Traynor
7/1/1931	vs CHI	Mallon (2b) to Friberg (1b) to Bartell (ss)	Taylor
4/26/1935	at NYG	Wilson (c) to Bivin (p) to Ryan (ss) to Camilli (1b)	Mancusco
7/23/1948	at CIN	Caballero (3b) to Hamner (2b) to Sisler (1b)	Stallcup
6/23/1949	at PIT	Miller (2b) to Hamner (ss) to Sisler (1b)	Stevens
6/22/1950	vs PIT	Miller (p) to Hamner (ss) to Waitkus (1b) to Seminick (c)	Bell
9/25/1955	at NYG	Kazanski (ss) to Morgan (2b) to Blaylock (1b)	Hoffman
6/28/1958	vs STL	Hemus (2b) to Anderson (1b)	K. Boyer
5/17/1964	at HOU	Herrnstein (1b) to Wine (ss) to Herrnstein to Triandos (c)	Grote
8/15/1964	at NYM	Boozler (p) to Amaro (ss) to Thomas (1b)	Klaus
10/2/1964	at CIN	Johnson (lf) to Wine (ss) to Taylor (2b) to Power (1b)	D. Johnson
8/15/1967	vs NYM	Allen (3b) to Rojas (2b) to White (1b)	Linz
5/4/1968	vs PIT	Wine (ss) to Rojas (2b) to White (1b)	Mota
4/28/1991	vs SD	Ready (2b) to Jordan (1b)	T. Gwynn
9/20/1992	at PIT	Morandini (2b) unassisted	King
8/20/1998	at SF	Arias (ss) to Lewis (2b) to Brogna (1b)	Kent
5/15/1999	vs NYM	Arias (ss) to Brogna (1b)	Piazza

TURNED VS PHILLIES

DATE	OPPONENT	FIELDERS	BATTER
9/8/1885	vs NYG	Connor (1b) to Gerhardt (2b)	Ferguson
8/4/1887	at CHI	Pfeffer (2b) to Williamson (ss) to Burns (3b)	McGuire
9/11/1894	at PIT	Steere (ss) to Beckley (1b) to Sugden (c) to Bierbauer (2b)	Delahanty
6/26/1902	vs NYG	Bean (ss) to Smith (2b) to O'Hagan (1b) to Yeager (c)	Jacklisch
7/27/1907	at PIT	Nealon (1b) to Wagner (ss) to Nealon	Courtney
9/23/1907	at CHI	Howard (1b) to Tinker (ss)	Dooiin
9/3/1908	vs BKN	Pastorius (p) to Alperman (2b) to Jordan (1b)	Dooiin
10/9/1911	vs BOS	Ingerton (ss) to Sweeney (2b) to Houser (1b)	Knabe
4/24/1914	at NYG	Doyle (2b) to Merkle (1b) to Fletcher (ss) to McLean (c)	Luderus
7/17/1919	vs STL	Lavan (ss) to Hornsby (3b)	Sicking
7/7/1920	at PIT	Cooper (p) to Caton (ss) to Grimm (1b)	Wheat
8/2/1920	at PIT	Cooper (p) to McKechnie (3b) to Whitted (1b)	LeBourveau
7/27/1921	at STL	Hornsby (ss) to Toporcer (2b) to Fournier (1b)	Rapp
9/3/1922	at NYG	Youngs (rf) to Bancroft (ss) to Groh (3b) to Kelly (1b)	Smith
10/6/1923	at BOS	Padgett (ss) unassisted	Holke
7/30/1924	vs STL	Bottomley (1b) to Cooney (ss) to Hornsby (2b)	Mokan
9/6/1924	vs NYG	Frisch (2b) to Terry (1b)	Schultz
5/18/1929	vs BKN	Hendrick (1b) to Bancroft (ss)	O'Doul
5/25/1929	at BKN	Bancroft (ss) to Hendrick (1b) to Moore (2b)	Peel
5/29/1934	at BOS	Frankhouse (p) to Jordan (1b) to Urbanski (ss)	Jeffries
8/4/1934	vs NYG	Critz (2b) to Terry (1b) to Jackson (ss)	Allen
9/16/1936	vs STL	Haines (p) to Mize (1b) to Durocher (ss)	Grace
7/12/1937	vs NYG	Ott (rf) to Mancusco (c) to Bartell (ss) to Chiozza (3b)	Arnovich
9/6/1942	vs BOS	Earley (p) to Miller (ss) to West (1b)	Murtaugh
8/23/1947	vs STL	Rice (c) to Marion (ss) to Musial (1b)	Gilbert
5/2/1950	vs STL	Garagiola (c) to Glaviano (3b) to Marion (ss) to Musial (1b)	Waitkus
8/30/1953	vs CIN	Bridges (2b) to McMillian (ss) to Kluzewski (1b)	Hamner
7/6/1960	at MIL	Cottier (2b) to Adcock (1b) to Crandall (c) to Mathews (3b)	Smith
7/15/1978	at ATL	Horner (3b) to Hubbard (2b) to Murphy (1b)	Cardenal
4/1/1981	at STL	Templeton (ss) to Porter (c) to Hernandez (1b) to Herr (2b) to Oberkfell (3b)	Mathews
9/3/2002	at MTL	Schneider (c) to Cabrera (ss) to Galarraga (1b) to Cabrera to Tatis (3b)	Anderson

OUTFIELD ASSISTS

14 OR MORE OUTFIELD ASSISTS

Since 1910

1910	Bates.....	24	1925	Harper.....	16	1948	Ennis.....	15
	Titus.....	22	1926	Mokan.....	16		Ashburn.....	14
1911	Paskert.....	20		Leach.....	15	1949	Ennis.....	#16
	Magee.....	14		Williams.....	14	1951	Ashburn.....	15
1912	Cravath.....	#26	1927	Leach.....	*26		Ennis.....	14
	Paskert.....	19		Williams.....	22	1952	Ashburn.....	*23
1913	Cravath.....	20	1928	Sothorn.....	*19	1953	Ashburn.....	*18
	Paskert.....	19	1929	Klein.....	18		Ennis.....	14
1914	Cravath.....	#34		O'Doul.....	14	1957	Ashburn.....	*18
	Paskert.....	19	1930	Klein.....	†44	1959	H. Anderson.....	*17
	Becker.....	17		Sothorn.....	15	1960	Walters.....	17
1915	Cravath.....	*28	1931	Arlett.....	14	1962	Callison.....	*24
1916	Cravath.....	17	1932	Klein.....	*29	1963	Callison.....	*26
	Paskert.....	14		Davis.....	15	1964	Callison.....	*19
1917	Paskert.....	19	1933	Klein.....	*21	1965	Callison.....	*21
	Whitted.....	19		Fullis.....	15	1972	Montanez.....	#15
	Cravath.....	17	1934	Allen.....	19	1973	Unser.....	14
1918	Cravath.....	19		Moore.....	18	1982	Matthews.....	14
	Meusel.....	14	1935	Allen.....	*26	1985	Wilson.....	*18
1919	Meusel.....	14		Moore.....	18	1986	Wilson.....	*20
1920	Williams.....	22		Watkins.....	18	1987	Wilson.....	*18
	LeBourveau.....	16	1938	Arnovich.....	18	1988	Bradley.....	14
	Stengel.....	16	1943	Northey.....	19	1998	Abreu.....	17
1921	Williams.....	*29	1944	Northey.....	#24		Glanville.....	14
	Meusel.....	18	1945	DiMaggio.....	16	2001	Burrell.....	*18
1922	Walker.....	24	1946	Wyrostek.....	18			
	Williams.....	19		Ennis.....	16			
1923	Walker.....	19	1947	Walker.....	15			
	Mokan.....	16						

* League Leader

Tied for League Lead

† ML Record

SEASON TOP 10

Klein, 1930.....	44	Cravath, 1912.....	26
Cravath, 1914.....	34	Leach, 1927.....	26
Williams, 1921.....	29	Allen, 1935.....	26
Klein, 1932.....	29	Callison, 1963.....	26
Cravath, 1915.....	28	4 with.....	24
		Last: Callison, 1962	

50 OR MORE, CAREER

Delahanty.....	221	S. Magee.....	136	Northey.....	63
S. Thompson.....	202	Ennis.....	134	Meusel.....	62
Titus.....	181	Paskert.....	120	T. Gonzalez.....	61
C. Williams.....	173	B. Hamilton.....	100	G. Wilson.....	60
R. Thomas.....	172	Flick.....	91	Leach.....	55
Klein.....	170	Manning.....	84	Wyrostek.....	55
Cravath.....	168	E. Andrews.....	77	Mokan.....	52
Ashburn.....	154	Maddox.....	77	Whitted.....	51
Fogarty.....	154	Luzinski.....	67	Glanville.....	51
Callison.....	153	Abreu.....	65	J. Moore.....	50



Ryan Howard

Cole Hamels

2003 Paul Owens Award Winners

SCOUTING & PLAYER DEVELOPMENT

2003 MINOR LEAGUE NOTES	274
2003 MINOR LEAGUE REVIEW	285-292
COORDINATORS	275
MINOR LEAGUE AFFILIATES	277-284
MINOR LEAGUE PLAYERS	293-331
SCOUTING & PLAYER DEVELOPMENT	272
SCOUTING STAFF	272-273
SUPPORT STAFF	276

SCOUTING & PLAYER DEVELOPMENT

DEPARTMENT PERSONNEL

Mike Arbuckle	Assistant General Manager, Scouting & Player Development
Marti Wolever	Director, Scouting
Steve Noworyta	Director, Minor League Operations
Sal Artiaga	Director, Latin American Operations
Jay McLaughlin	Computer Analysis
Rob Holiday	Assistant Director, Scouting
Mike Ondo	Administrative Assistant, Scouting & Player Development

SCOUTING STAFF



Jim Fregosi Jr.
Scouting
Coordinator



Mike Ledna
Scouting
Coordinator



Dean Decillis
East Regional
Supervisor



Brian Kohlscheen
Central Regional
Supervisor



Billy Moore
West Regional
Supervisor



Sal Agostinelli
International Supervisor



Ruben Amaro Sr.
Scout/Instructor



Dick Lawlor
Special Assignment Scout



Sonny Bowers
Professional
Coverage



Ron Hansen
Professional
Coverage



Dean Jongewaard
Professional
Coverage



Larry Rojas
Latin Liaison/
Professional
Coverage



Del Unser
Professional
Coverage

SCOUTING STAFF



Therron Brockish
AZ, CO, NM, UT



Steve Cohen
TX



Darrell Conner
NV, Southern CA



Joey Davis
Northern CA



Tomas Herrera
Mexico



Tim Kissner
ID, MT, OR, WA



Jerry Lafferty
IA, KS, MN, MO,
ND, NE, SD, WI



Chip Lawrence
GA, Northern FL



Allan Lewis
Central America,
Panama



Matt Lundin
Southern CA



Miguel Machado
PR, Southern FL



Jesus Mendez
Venezuela



Paul Murphy
DE, MD, VA, DC,
WV



Gene Schall
OH, PA, NY, NJ



Paul Scott
AR, Northern TX,
OK



Mike Stauffer
AL, LA, MS, TN



Bob Szymkowski
IL, IN, KY, MI, WI



Roy Tanner
NC, SC



Wil Tejada
Dominican
Republic



2003 MINOR LEAGUE NOTES

ALL GOOD THINGS MUST COME TO AN END

The Phillies' minor league affiliates snapped their six-year run of combined winning baseball with a 317-369 (.462) record. The last time the system combined for a sub-.500 record was 1996, when they went 345-355 (.493). However, single-A Clearwater's 72-61 record was their best since the 1999 season when the team went 77-59.

READING RANKINGS

Double-A Reading led the Eastern League with 117 home runs and 145 stolen bases, while also boasting the league leader in each category. Outfielder Jeff Inglin led the EL with 24 home runs and 103 RBI, becoming the first Reading player to lead the league in both categories since Rocky Colavito led the 1953 Reading Indians with 28 HR and 121 RBI. Shortstop Anderson Machado, a September call-up for the Phillies, stole 49 bases, tops in the circuit, and led all of minor league baseball with 108 walks. Defensively, the R-Phils led the EL and set club records with a .979 fielding percentage and a league-low 111 errors.

ATTENDANCE NOTES

It was another big year at the turnstiles for Phillies minor league franchises. Reading led the EL in total attendance (465,717) and average attendance (6,849), the second-highest total and average in club history. Reading also became the first EL franchise to surpass eight million in total attendance with a crowd of 8,123 on May 4 vs Altoona. For the third consecutive season, single-A Lakewood led the South Atlantic League in total attendance at 445,838. It was the third-highest total among single-A ballparks, behind only Dayton (590,382) and Kane County (516,133), both of the Midwest League. The BlueClaws' average attendance of 6,654 also led the league for the third straight year.

ALL-STAR TRIFECTA

Righthander Ryan Madson became the third straight Red Baron selected to start for the International League in the Triple-A All-Star Game. Madson, who started for the National League squad in the 2002 Double-A All-Star Game, struck out two and allowed an unearned run in 1.0 inning of work. Righthander Joe Roa was selected last season, but did not start due to his major league call-up, and righthander Brandon Duckworth made the start in 2000.

MVP

Ryan Howard became just the second player in Clearwater Phillies history to be named the Florida State League MVP after nearly winning the league's triple crown. Howard led the FSL with a .304 batting average and 23 home runs and finished second with 82 RBI. Ron Jones won the award in 1986 after batting .371 with seven home runs and 73 RBI. Howard's 23 homers also set a Clearwater record, passing Dan Held's 21 in 1995.

PITCHING PROWESS

For the fourth straight season, the triple-A Scranton/Wilkes-Barre pitching staff finished in the top four among International League teams. The club's combined 3.79 ERA ranked fourth, snapping their three-year streak of leading the IL. They also led the league with 15 shutouts, issued the fewest number of walks (334) and tied for second with eight complete games (Toledo led the IL with 10). Clearwater finished third in the Florida State League with a combined 3.25 ERA. Like Scranton, they also issued the fewest number of walks in the league (319), finished second in complete games (6), tied for second in shutouts (13) and third in saves (44). Ezequiel Astacio set a Clearwater record and led the FSL with 15 wins. He and Elizardo Ramirez (13) combined for 28 wins, the most ever by a Clearwater duo, besting 1997's pairing of David Coggin (11) and Rob Burger (11).

MAN OF STEAL

Despite hitting a league-low .217, Lakewood led the South Atlantic League with 196 stolen bases. Outfielder Chris Roberson led the way, leading the SAL with 59 steals and finishing sixth in all of minor league ball. Roberson had the most steals by a Phillies minor leaguer in nearly a decade; outfielder Jeremy Kendall had 62 for single-A Spartanburg in 1994.

COORDINATORS



BILL DANCY – FIELD COORDINATOR

Born: 11/10/51 in St. Augustine, FL ... **Resides:** Safety Harbor, FL ... Former infielder. 2004 marks his 28th with the Phillies; only two years out of organization were when he managed the Richmond Braves (AAA), 1996-97. He played 6 years of pro ball in the Phillies minor league system from 1973-78. Began his managerial career with the Phillies the next year at Spartanburg (A). Managed Peninsula (A, 1980-82), Reading (AA 1983-84, 1988, 1994-95), Portland (A, 1985-86), Maine (A, 1987), Scranton (AAA, 1989-91) and Clearwater (A, 1992-93, 1998-99). Named Eastern League Manager of the Year in 1983 by *The Sporting News* after leading Reading to the best record in club history (96-44). Named Top Managing Prospect in the Florida State League by *Baseball America* in 1992 and 1993. Led teams to championships three times: Peninsula in 1980, Clearwater in 1983 (first ever) and Reading in 1995. Has a career managerial record of 1,518-1,414. Left the managing ranks to become Infield Coordinator in 2000 and Field Coordinator since 2001.

GORMAN HEIMUELLER – PITCHING COORDINATOR

Born: 9/24/55 in Los Angeles, CA ... **Resides:** Salt Lake City, UT ... Former pitcher. Pitched 14 years of pro ball, including parts of two in the majors with the A's (1983-84). Spent 10 years coaching in the Twins organization for Visalia (A, 1987-89); Orlando (AA, 1990); Portland (AAA, 1991-94); and New Britain (AA, 1995-96). Moved to the Dodgers organization as pitching coach for Vero Beach (A, 1997-98). Joined the Phillies in 1999 as Reading's (AA) pitching coach, moved to Scranton (AAA) in 2000, returned to Reading for 2001 and has been the minor league pitching coordinator since 2002.



DON LONG – HITTING COORDINATOR

Born: 3/17/62 in Bremerton, WA ... **Resides:** Edmonds, WA ... Former shortstop. Played pro ball for three years in the Giants organization (1983-85). Served as head coach at Seattle University, 1985-86. Began professional coaching career with first of 12 seasons in the Angels organization in 1987 at Quad City (A). Managed Bend (A), 1988-89. Returned to Quad City in 1990 and led the club to the Midwest League Championship with an 81-59 record and was named Manager of the Year. Managed four seasons at Midland (AA), earning Texas League Manager of the Year honors in 1991, when he led the club to a first-place finish. Managed Vancouver (AAA), 1994-96, earning Pacific Coast League Manager of the Year honors in 1995. Managed Lake Elsinore (A) in 1997 and Midland again in 1998. Joined the Phillies organization in 1999 as the Roving Hitting Instructor. His title was revised to Hitting Coordinator in 2000.

DAVE OWEN – INFIELD COORDINATOR

Born: 4/25/58 in Cleburne, TX ... **Resides:** Cleburne ... Former shortstop. 2004 is his fifth season with the Phillies. Played professionally for 11 seasons, including time with the Cubs (1983-85) and Royals (1988). Was a scout with the White Sox and Tigers before joining the Phillies in 2000 as a scout in Texas. Named Minor League Infield Coordinator on 1/1/04.




JERRY MARTIN – OUTFIELD/BASERUNNING COORDINATOR

Born: 5/11/49 in Columbia, SC ... **Resides:** Irmo, SC ... Former outfielder. Played from 1971-84, including 11 years of major league ball. Spent four seasons with the Phillies (1974-1978), including appearances in three NLCS with the club. Also played for the Cubs, Giants, Royals and Mets from 1979-84. Played for Orlando in the Senior Baseball League in 1989. Began his coaching career in 1990 with the Phillies as a coach for Martinsville (A). Was the roving hitting instructor from 1991-98. Returned to coaching with Piedmont (A), 1999-2000, before moving to Scranton (AAA) from 2001-03. Will serve as the outfield/base running coordinator in 2004.

MIKE COMPTON – CATCHING COORDINATOR

Born: 8/15/44 in Stamford, TX ... **Resides:** Tampa, FL ... Former catcher. Returns to the Phillies organization after a 26-year absence. Originally drafted by the Phils in 1965, he spent 12 years in their minor league system as a player (9 years) and coach (3 years). Only major league experience came in 1970, when he appeared in 47 games for the Phillies. Coached in the Reds' farm system from 1978-82 before taking a 17-year sabbatical from professional baseball. Became a partner in a telephone system repair company called T-COMM after leaving the game. Joined the Devil Rays organization in 2000 as a minor league coach/coordinator before returning to the Phillies. His son, Scott, was an outfielder in the Dodgers minor league system.



SUPPORT STAFF



PAT SANDORA – MINOR LEAGUE CONDITIONING COORDINATOR

Born: 4/24/73 in Newcastle, PA ... **Resides:** Clearwater, FL ... 1996 graduate of West Virginia University with a degree in Physical Education. Earned a Master's degree in Athletic Coaching, emphasizing Strength and Conditioning from West Virginia in 1997. Taught Physical Education, Health and Strength Conditioning at Ruffin High School (SC) for a semester in 1997. Joined the Rangers in 1998 as minor league strength coach for Savannah. Was a graduate assistant at Miami University of Ohio in 1998. Coached again for the Rangers in 1998 this time for Tulsa. Is a member of National Strength and Conditioning Association (NSCA) and a Certified Strength and Conditioning Specialist (CSCS). Joined the Phillies as Minor League Conditioning Coordinator in 2000.

SCOTT SHERIDAN – COORDINATOR, MINOR LEAGUE ATHLETIC TRAINERS

Born: 10/29/69 in Seaford, DE ... **Resides:** West Chester, PA ... 2004 is his second season with Phillies. Graduate of Neumann College and West Chester University. Has a Bachelor of Science degree in Athletic Training and his Master's in Physical Therapy. Worked as a physical therapist at Physiotherapy Associates in West Chester and as a physical therapist consultant for Independence Blue Cross/Blue Shield. Served as a member of adjunct faculty and was a lab instructor for Neumann College.



JOHNNY PODRES – PITCHING INSTRUCTOR (PART-TIME)

Born: 9/30/32 in Witherbee, NY ... **Resides:** Queensbury, NY ... Former pitcher. Spent 15 years in the majors (1953-55; 57-67; 69), including 13 years with the Dodgers. Also played for the Tigers and Padres. Compiled a 148-116 record with a 3.67 ERA. Appeared in four World Series and was named Outstanding Player of the 1955 Series vs the Yankees. Also appeared in two All-Star Games. Was pitching coach for the Padres, 1970-73. Moved to the Red Sox organization where he coached in the minors, 1975-79, before joining the major league staff in 1980. Was pitching coach for the Twins, 1981-85. Re-joined the Dodgers where he was minor league pitching instructor (1986-87), then pitching coach at Kissimmee (1988-89) and finally roving pitching instructor (1990). Joined the Phillies as pitching coach in 1991 and remained in that position through the 1996 season. Has been a part-time pitching instructor in the Phillies organization since 1997.

IN MEMORIAM



Andy Seminick, a catcher on the 1950 National League champion Phillies, died on February 22, 2004, after a short illness. In recent years, Seminick served as a catching instructor in the Phillies minor league spring training camp and the fall Florida Instructional League.

Born on September 12, 1920, in Pierce, WV, Seminick spent 11 of his 14 major league seasons with the Phillies, 1943-51 and 1955-57, and the other three seasons with the Cincinnati Reds. An All-Star starter in 1949, he was the regular catcher for the "Whiz Kids" who won the pennant over the Brooklyn Dodgers in 1950. Overall he caught 917 games with the Phillies, sixth on the club's all-time list.

Seminick had two stints as a coach with the Phillies, 1957-58 and 1967-69. He also managed several teams in the club's minor league system and was a scouting and roving catching instructor.

"Andy was a great guy in our minor league camps," said General Manager Ed Wade. "He connected well with the young kids. It was obvious he was a solid baseball man who knew the game and how to play it."



Lackawanna County Stadium
235 Montage Mountain Road
Moosic, PA 18507

Mailing Address:
P.O. Box 3449
Scranton, PA 18505
(570) 969-2255
www.redbarons.com

International League (AAA)



Marc Bombard
Manager



Sal Rende
Coach



Rich Dubee
Pitching Coach



Brian Cammarota
Athletic Trainer

MARC BOMBARD – MANAGER

Born: 11/15/49 in Baltimore, MD ... **Resides:** Tampa, FL ... Former pitcher. Pitched in the Reds organization from 1971-77, had a 39-39 record with a 2.72 ERA in 152 games. Player/coach at Tampa from 1974-77. Reds minor league roving pitching instructor, 1977-81. Managed in the Reds organization from 1982-88. Led Billings to Pioneer League championship in 1983 and Cedar Rapids to Midwest League championship in 1988. Spent 1989 in the Brewers organization. Managed in Pirates system from 1990-92, leading Buffalo to a first place finish in 1992. Returned to the Reds system, managing at Indianapolis from 1993-95. Posted best record in AAA baseball in both 1994 and 1995. Led Indians to American Association title in 1994 and a first place finish in 1995. Named Manager of the Year by the American Association in 1994; Minor League Manager of the Year by *Baseball America* and Triple-A Manager of the Year by *USA Today Baseball Weekly* in 1995. Coached third base for the Reds in 1996, first coaching position in the majors. 2003 will mark his seventh season as manager of the Red Barons. In his seven seasons with the club, he has led them to the post-season five times, including the past four straight. Was named Minor League Manager of the Year for 2002 by *USA Today* after the Red Barons won a franchise-record 91 games, the most in triple-A baseball; also named International League Manager of the Year. Selected as a coach for 2002 All-Star Futures Game. Also managed Zulia in Venezuela winter league in 1998. Is the winningest active manager in the minor leagues with 1,487 wins.

SAL RENDE – COACH

Born: 10/17/55 in Blue Island, IL ... **Resides:** Hixson, TN ... Former first baseman. Joins the Phillies after spending the 2003 season as a coach for Columbus (AAA, Yankees). After being selected by Cleveland in the 27th round of the 1977 draft, he spent 7 years in the Indians' minor league system, which included winning the New York-Penn League MVP award in 1977 for Batavia (A). Following his playing career, he was a minor league manager in the White Sox (1984), Mariners (1986-87) and Royals (1988-91) farm systems. He joined the Marlins organization in 1992 as Defensive Coordinator and served as both a manager and a coach for 10 years before joining the Yankees system last season. Overall as a minor league manager, he posted 8 winning seasons, 6 first-place finishes, 3 league championships and a 736-618 record in 11 seasons. He was named Minor League Manager of the Year by *The Sporting News* and the American Association in 1990 and won Manager of the Year in the Northwest League in 1996.

RICH DUBEE – PITCHING COACH

Born: 10/9/57 in Brockton, MA ... **Resides:** Sarasota, FL ... Former pitcher. Spent six years pitching in the Royals farm system (1976-81). Began his coaching career in the Royals system with Jacksonville (AA, 1982). Moved into roving pitching instructor role (1983-84) before resuming coaching career with Omaha (AAA, 1985). Coached at Memphis (AA, 1986-87) and returned to Omaha (1988-90). Joined the Expos farm system as pitching coach for Rockford (A, 1991), Indianapolis (AAA, 1992) and West Palm Beach (A, 1993). Joined the Marlins organization prior to the 1994 season and spent his first season with Edmonton (AAA). Was the minor league pitching coordinator from 1995-97 before joining the major league staff as pitching coach from 1998-2001. Joined the Phillies organization as Clearwater's (A) pitching coach in 2002, a position he held through the 2003 season before joining Scranton's (AAA) staff.

BRIAN CAMMAROTA – ATHLETIC TRAINER

Born: 5/12/76 ... **Resides:** Drexel Hill, PA ... Entering his fifth season with the Phillies organization, his first with Scranton/Wilkes-Barre.



MINOR LEAGUE AFFILIATES



Eastern League (AA)

General Manager: Chuck Domino

FirstEnergy Stadium
1900 South Centre Avenue
Reading, PA 19601

Mailing Address:
P.O. Box 15050
Reading, PA 19612
(610) 375-8469

www.readingphillies.com



Greg Legg
Manager



John Morris
Coach



Rod Nichols
Pitching Coach



Joel Kennedy
Athletic Trainer

GREG LEGG – MANAGER

Born: 4/21/60 in San Jose, CA ... **Resides:** Peckville, PA ... Former infielder. Has been in the Phillies organization since being drafted by them in 1982. Made it to the majors in 1986 and 1987, appearing in three games. Began coaching career with Clearwater (A) in 1994 and was activated to fill in for injured Kevin Jordan (broken leg) at Scranton (AAA). Coached in Clearwater in 1995 and Scranton in 1996. Made his managerial debut in 1997 for Batavia (A). Managed Martinsville (A) in 1998, Batavia in 1999 and Piedmont (A) in 2000. Selected as manager of South Atlantic League in-season All-Star team in 2000. Managed Lakewood (A) in 2001 and has been with Reading (AA) since 2002, his first season as manager of a double-A team. Selected as a coach for the 2002 All-Star Futures Game.

JOHN MORRIS – COACH

Born: 2/23/61 in N. Bellmore, NY ... **Resides:** St. Petersburg, FL ... Former outfielder. Of his 7 years in the majors, 5 were with the Cardinals. Made his major league debut with St. Louis vs the Phillies in 1986 and got his first hit and homer vs the Phillies. Went to the World Series with the Cardinals in 1987 (0-2). Played with the Phils in 1991, appearing in 85 games. Spent his final major league season (1992) with the Angels and retired the following season while with the Cardinals' triple-A club at Louisville. Coached and managed in the Angels organization with Midland (AA, 1994) and Vancouver (AAA, 1995-96). Returned to pro ball in 2000 as a coach at Clearwater (A), where he managed for the first half of 2002. Was a coach for Reading (AA) last year where he will remain for 2004.

ROD NICHOLS – PITCHING COACH

Born: 12/29/64 in Burlington, IA ... **Resides:** Columbus, GA ... Former pitcher. A 12-year pro with almost 7 years in the majors with the Indians (1988-93), Dodgers (1993) and Braves (1995). Was the Indians' 5th round selection in the 1987 June draft. Played in Japan for Fukuoka Daiei Hawks in 1997. Began his coaching career in 2000 as Piedmont's (A) pitching coach, moved to Lakewood (A) in 2001 and has been with Reading (AA) since 2002.

JOEL KENNEDY – ATHLETIC TRAINER

Born: 3/24/70 ... **Resides:** Columbus, MS ... 2004 marks his seventh season with the Phillies organization.

MINOR LEAGUE AFFILIATES



General Manager: John Cook

Bright House Networks Field
601 North Old Coachman Road
Clearwater, FL 33765
(727) GO-PHILS

Florida State League (A)

www.threshersbaseball.com



Mike Schmidt
Manager



Manny Amador
Coach



Dan Roberts
Coach



Steve Schrenk
Pitching Coach



Shawn Fcasni
Athletic Trainer

MIKE SCHMIDT – MANAGER

Born: 9/27/49 in Dayton, OH ... **Resides:** Jupiter, FL ... Former third baseman. Played his entire 18-year career with the Phillies (1972-89) establishing himself as the greatest overall third baseman in the game. Led NL in homers a record eight times; RBI, four times; slugging percentage, five times and on-base percentage, three times. Ranks 9th on the all-time home run list entering the 2004 season. Holds career records for a third baseman in home runs (509), RBI and extra-base hits. Also holds the major league record for homers in a season for a third baseman, 48, in 1980. Won six Silver Sluggers for offensive excellence at his position. Retired in 1989 and in 1995 became the 26th player elected to the Hall of Fame on the first ballot. Was a broadcaster for the Phillies during the 1990 season. Re-joined the Phillies during spring training in 2002 as a special hitting instructor and remained with the organization in that capacity. Joined the club several times during the season at home and on the road during 2002 and 2003. Named Clearwater (A) manager on October 14, 2003, his first position as a full-time manager or coach.

MANNY AMADOR – COACH

Born: 11/21/75 in San Juan, DR ... **Resides:** Santo Domingo, DR ... Former infielder. Signed with the Phillies as an amateur free agent, 1/9/93. Played in Phils minor league system from 1993-98 at A, AA and AAA. Spent 1998-99 off-season coaching in winter ball. Joined the Phillies player development staff in 1999 as a coach for the Dominican Summer League La Vega Phillies (R) until 2001. Was moved to Reading (AA) as hitting coach following John Kruk's departure in 2001. Has been Clearwater's (A) hitting coach since the 2002 season.

DAN ROBERTS – COACH

Born: 7/7/53 in Philadelphia, PA ... **Resides:** Highland Falls, NY ... 1987 graduate of Saint Thomas Aquinas College with Bachelor of Science degree in Physical Education. Was the head Baseball Coach for the U.S. Military Academy in West Point, NY from 1986-2000. Named Patriot League Coach of the Year in 1995 and 1997 and is the all-time winningest coach at USMA. He set and broke the USMA win record 4 different times before he joined the Phillies organization during the 2000 season as a coach for Batavia, where he remained through the 2001 season. Coached the Gulf Coast Phillies (R) in 2002 and 2003 before his move to Clearwater (A). Father, Robin, is the Phillies Hall of Fame pitcher.

STEVE SCHRENK – PITCHING COACH

Born: 11/20/68 in Chicago, IL ... **Resides:** Charlotte, NC ... Former pitcher. Pitched professionally for 16 years (1987-2002) with his only major league time coming with the Phillies in 1999 and 2000. Was originally the 4th round selection of the White Sox in the June 1987 draft. Spent over 12 years in the minors in the White Sox, Baltimore and Boston farm systems before making his major league debut with the Phillies on July 3, 1999. Of his 52 career major league appearances, two were starts. Last pitched professionally in 2002 with Charlotte (AAA). Coached for the Carolina Copperheads (summer college team) in 2003. Clearwater (A) is his first professional coaching position.

SHAWN FCASNI – ATHLETIC TRAINER

Born: 7/16/80 ... **Resides:** Allentown, NJ ... Was an intern with the Gulf Coast Phillies (R) in 2002 before joining the Phillies full-time in 2003.



MINOR LEAGUE AFFILIATES



South Atlantic League (A)

General Manager: Geoff Brown

FirstEnergy Park
2 Stadium Way
Lakewood, NJ 08701
(732) 901-7000

www.lakewoodblueclaws.com



P.J. Forbes
Manager



Eric Richardson
Coach



Tom Filer
Pitching Coach



Jason Kirkman
Athletic Trainer

P.J. FORBES – MANAGER

Born: 9/22/67 in Pittsburg, KS ... **Resides:** Wichita, KS ... Former infielder. Played professionally for 13 years and spent his final three years (2000-02) with the Phillies organization, including a brief stint in the majors in September 2001. Was originally selected by the Angels in the 21st round of the June 1990 draft. Played in Angels farm system from 1990-96 before signing a minor league contract with Baltimore (1997-99). Made his major league debut with the Orioles in September 1998. 2004 marks his first season at the managing/coaching level. Has a degree in marketing from Wichita State.

ERIC RICHARDSON – COACH

Born: 9/6/72 in Bryan, TX ... **Resides:** Round Rock, TX ... Former outfielder. Spent seven seasons in the White Sox minor league system after being drafted by the club as a fifth-rounder in 1991. Following his playing career, he was the summer baseball coordinator for Westwood High School in Austin, Texas. Lakewood (A) is his first professional coaching position.

TOM FILER – PITCHING COACH

Born: 12/1/56 in Philadelphia, PA ... **Resides:** Langhorne, PA ... Former pitcher. Pitched in parts of six seasons in the major leagues for the Cubs (1982), Blue Jays (1985), Brewers (1988-90) and Mets (1992), compiling a 22-17 record with a 4.25 ERA in 67 games (51 starts). Began his coaching career in the Yankees minor league system in 1994 with the Gulf Coast Yankees (R). Has coached in the Yankees and Blue Jays farm systems, making stops at Oneonta (A), Greensboro (A), Norwich (AA) and Columbus (AAA). Coached for Syracuse (AAA) in 2002 before joining the Phillies organization as Lakewood's (A) pitching coach. Also coached in Arizona Fall League in 1996 and 1998. A 1974 graduate of Philadelphia's Archbishop Ryan HS and led the school's baseball team to the Catholic League championship. Has a BS in marketing from LaSalle University.

JASON KIRKMAN – ATHLETIC TRAINER

Born: 1/8/74 in Granada Hills, CA ... **Resides:** Tacoma, WA ... Graduated from Boise State University with a degree in Sports Medicine. Previously served as Head Athletic Trainer for the Yuba-Sutter Gold Sox of the Western Baseball League and the Tacoma Sabercats of the Western Hockey League. 2004 is his second season in the Phillies organization.

MINOR LEAGUE AFFILIATES

General Manager: Paul Marriott

Dwyer Stadium
299 Bank Street
Batavia, NY 14020
(585) 343-5454

www.muckdogs.com



New York-Penn League (A)



Luis Melendez
Manager



Jim Morrison
Coach



Warren Brusstar
Pitching Coach



Christopher Mudd
Athletic Trainer

LUIS MELENDEZ – MANAGER

Born: 8/11/48 ... **Resides:** Aibonito, PR ... Former outfielder. Played in the majors for 8 seasons with St. Louis (1970-76) and San Diego (1976-77). His best season came in 1973 when he reached career highs in games (121), runs (35), hits (91), doubles (19) and RBI (35). Following his playing career, he joined the Cardinals player development staff in 1988 as a coach for Hamilton (A). In 1989, he was promoted to the managerial ranks with Peoria (R) and then moved back to Hamilton as manager for 1990. Was a roving instructor in the system from 1991-93. As manager of Savannah (A) in 1994, led the club to the South Atlantic League championship (82-55) before managing New Jersey (A) in 1995. Coached at Louisville (AAA) in 1996 and then Arkansas from 1997-98. Served as a roving hitting and outfield instructor in 1999 and managed Johnson City (R) in 2000. The 2001 season was his final year with the Cardinals organization before joining the Mets for 2002 as a coach for Kingsport (R). Joined the Phillies prior to the 2003 season as Batavia's (A) manager.

JIM MORRISON – COACH

Born: 2/23/61 in N. Bellmore, NY ... **Resides:** St. Petersburg, FL ... Former outfielder. Of his 7 years in the majors, 5 were with the Cardinals. Made his major league debut with St. Louis vs the Phillies in 1986 and got his first hit and homer vs the Phillies. Went to the World Series with the Cardinals in 1987 (0-2). Played with the Phils in 1991, appearing in 85 games. Spent his final major league season (1992) with the Angels and retired the following season while with the Cardinals' triple-A club at Louisville. Coached and managed in the Angels organization with Midland (AA, 1994) and Vancouver (AAA, 1995-96). Returned to pro ball in 2000 as a coach at Clearwater (A), where he managed for the first half of 2002. Was a coach for Reading (AA) last year where he will remain for 2004.

WARREN BRUSSTAR – PITCHING COACH

Born: 2/2/52 in Oakland, CA ... **Resides:** Napa, CA ... Former pitcher. Played 9 years in the majors, 1977-85, with the Phillies (1977-82), White Sox and Cubs. Released in spring training in 1986. Pitched in the Mexican League in 1987. Helped coach at UC San Diego, 1987-88. Coached at Napa Valley College, 1989-94. In 1994, was also coach at San Bernardino, an independent team. Coached Little League, 1995-97. Spent the 1998 season as coach for the Atlantic City Surf (Ind.). Joined the Phillies in 1999 as pitching coach for the Gulf Coast League (R) team, his first season as a coach for a major league affiliated team. Coached at Clearwater (A) in 2000 and returned to GCL in 2001. Has been Batavia's (A) pitching coach since 2002.

CHRISTOPHER MUDD – ATHLETIC TRAINER

Born: 12/30/77 in Kentucky ... **Resides:** Leitchfield, KY ... 2004 will be his first season with the Phillies. Spent the 2002 season as trainer for the Orlando Braves of the rookie-level Gulf Coast League. Was an ATC for Physical Therapy Solutions in Leitchfield, KY during 2003. Earned his BA in Exercise Science from Western Kentucky University and his MA in Sports Medicine Health Care from the University of Alabama.

Phillies

Gulf Coast League (R)

General Manager: Lee McDaniel

Carpenter Complex
651 North Old Coachman Road
Clearwater, FL 33765
(727) 799-0503



Roly deArmas
Manager



Ronnie Ortegon
Coach



Tony Scott
Coach



Carlos Arroyo
Pitching Coach



Troy Hoffert
Athletic Trainer

ROLY DEARMAS – MANAGER

Born: 12/29/51 in New York, NY ... **Resides:** Palm Harbor, FL ... Former catcher. Played 5 years of pro ball in the Phillies organization from 1973-77. Was player-coach at Peninsula (A) in 1977; coached at Peninsula, 1978; managed Helena (A) from 1979-82, Spartanburg (A) in 1983 and 1985-86, Sarasota (A) in 1984, Clearwater (A) in 1987 and 1993 and Martinsville (A), 1988-92. Was the bullpen catcher for the White Sox before being named bullpen coach, 6/2/95, a position he held through the 1996 season. Managed the Gulf Coast White Sox (R) in 1997. Managed South Bend (A) in the Arizona system in 1998. Remained in Arizona system in 1999 as Catching Coordinator and Tucson Rookie League manager. Returned to major leagues in 2000 as bullpen coach for Jim Fregosi's Blue Jays. Returned to Phillies organization in 2000 to manage the Gulf Coast Phillies (R). Managed Clearwater during their second half in 2002 and all of 2003 and will return to the Gulf Coast team for 2004.

RONNIE ORTEGON – COACH

Born: 3/31/66 in Lockney, TX ... **Resides:** Dallas, TX ... Former infielder. Played three seasons of pro ball in the Angels minor league system (1989-91). Was head baseball and football coach at Forney High School in Forney, TX for 8 years. Had a record of 155-37 in baseball and led the team to the district championship seven of eight years, the state semi-finalist twice and the state finalist once. Joined the Phillies organization in 2002, his first year back in professional baseball since 1991, as the manager of Batavia (A). Filled in for John Morris last season as a coach for Reading (AA). Joins the Gulf Coast staff (R) this season.

TONY SCOTT – COACH

Born: 9/18/51 in Cincinnati, OH ... **Resides:** Moore, SC ... Former outfielder. Played 15 years of pro baseball, including 10 years in the majors with the Expos (1973-75, 1984), Cardinals (1977-81) and Astros (1981-84). Originally signed by Expos in 71st round of June 1969 draft. Began career as a right-handed hitter; changed to switch-hitting in 1971. Led NL outfielders in fielding % (.997) in 1980. Played in 1981 Division Series vs LA. With Denver in 1976, was named the American Association's top defensive outfielder and chosen to receive the Rawlings Silver Glove as the best minor league defensive outfielder in both triple-A and double-A levels. Began his coaching career with the Phillies at Batavia (A, 1989-91), moved to Spartanburg (A, 1992-94) then Piedmont (A, 1995). Was the Phillies' roving outfield instructor (1996-98) before returning to coaching with Clearwater (A, 1999) and Scranton (AAA, 2000). Was Larry Bowa's first base coach for 3 seasons (2001-03) before assuming his current position with the Gulf Coast Phillies (R).

CARLOS ARROYO – PITCHING COACH

Born: 11/21/58 in Vega Alta, PR ... **Resides:** Bayamon, PR ... Former pitcher. Played 7 years of pro ball in the Phillies minor league system, beginning in 1975. Has been a coach with Phils since 1983 in Bend (A), Sarasota (A), Spartanburg (A), Clearwater (A), Batavia (A), Martinsville (A), Reading (AA) and Piedmont (A). Returned to coach at Reading in 2000 after a year at Piedmont and four years at Martinsville. Was pitching coach for Clearwater in 2001. Has been pitching coach for the Gulf Coast Phillies (R) since 2002 and, in addition to his coaching duties, he coordinates the pitching in the Dominican Republic and Venezuela and has brief stints with the major league club as a personal coach and mentor for Vicente Padilla.

TROY HOFFERT – ATHLETIC TRAINER

Born: 11/17/67 ... **Resides:** Shillington, PA ... 2004 will be his twelfth season with the Phillies organization.


GUANUMA

Phillies™

Dominican Summer League (R)



Sammy Mejia
Manager



Domingo Brito
Coach



Marcos Mejia
Coach



Cesar Mejia
Pitching Coach



Miguel Gutierrez
Athletic Trainer

SAMMY MEJIA – MANAGER

Born: 5/9/50 in Santo Domingo, DR ... **Resides:** Santiago, DR ... Former outfielder. 12-year pro with almost six years in the majors with the Cardinals (1976), Expos (1977-78), Cubs (1979) and Reds (1979-81). Hit first ML home run in the pinch. Pitched one shutout inning for Montreal in 1978. Spent 10 years managing in the Reds organization, beginning with Eugene of Northwest League in 1983. Led Sarasota to Gulf Coast League Southern Division title in 1986. In 1990 was named Gulf Coast League Manager of the Year while with Plant City. Was first base coach and responsible for outfield instruction for Mariners, 1993-99. Joined the Phillies organization in 2000 as manager for the Phillies' Dominican Summer League team.

DOMINGO BRITO – COACH

Born: 7/6/75 in Moca, DR ... **Resides:** Santiago, DR ... Former shortstop. Signed by the Phillies as an amateur free agent, 5/25/93. Played in the Phillies organization from 1993-1996. In 1997 began his coaching career as part-time coach for the Phillies' club in the Dominican Summer League; has been a full-time coach there since 1998.

MARCOS MEJIA – COACH

Born: 8/23/51 ... **Resides:** Santiago, DR ... 2004 is his second season with the Phillies.

CESAR MEJIA – PITCHING COACH

Born: 10/10/66 in Azua, DR ... **Resides:** Azua ... Former pitcher. Played pro ball from 1984-90 in the Blue Jays, Tigers, Orioles and Mets organizations. Mainly a starter, he pitched as high as triple-A in his 6 professional years. Named Eastern League Pitcher of the Year in 1988 while pitching for the Tigers' Glen Falls club. This will be his sixth season as pitching coach for the Phillies' club in the Dominican Summer League.

MIGUEL GUTIERREZ – ATHLETIC TRAINER

Born: 8/11/71 ... **Resides:** Santiago, DR ... 2004 is his fourth season as trainer for the Phils' DSL club.

PABLO ARROYO – ADMINISTRATOR

Born: 7/21/60 ... **Resides:** Maracay, VZ.



MINOR LEAGUE AFFILIATES

MARIARA



Venezuelan Summer League (R)



Rafael DeLima
Coordinator



Clemente Alvarez
Coach



Silverio Navas
Coach



Les Straker
Pitching Coach



Wladimir Martinez
Athletic Trainer

RAFAEL DELIMA – COORDINATOR

Born: 12/21/67 in Valencia, VZ ... **Resides:** Valencia, VZ ... Former outfielder. Originally signed by the Twins as an amateur free agent, 10/10/85 and played in the organization's minor league system through 1992. Played 7 years in the Mexican League. Entering his fifth season as Coordinator for the VSL Phillies.

CLEMENTE ALVAREZ – COACH

Born: 5/18/68 in Anzoategui, VZ ... **Resides:** Anzoategui, VZ ... Former catcher. Served as the Phillies bullpen catcher for three seasons (2001-03). Went to spring training with the Phillies as a non-roster invitee in 2001 and retired after being offered the bullpen catcher's job. Played professionally for 12 seasons with three different organizations: the White Sox, Expos and Phillies. Played at A, AA and AAA for the Phillies in 2000 before making his major league debut after a September call-up, 9/19 vs Pittsburgh (went 0-2 catching final 3 innings). Got his first and only major league hit in his lone start, 10/1 at Florida. Named to his current position following the 2003 season.

SILVERIO NAVAS – COACH

Born: 5/4/72 ... **Resides:** Aragua, VZ ... 2004 is his third season with Mariara.

LES STRAKER – PITCHING COACH

Born: 10/10/57 in Bolivar, VZ ... **Resides:** Aragua, VZ ... Former pitcher. Signed by the Reds as an amateur free agent in 1977. Spent the first 10 years of his pro career in the minor leagues with the Reds (1977-83), A's (1984) and Twins (1985-86). Made his major league debut with Minnesota in 1987. Pitched two seasons for the Twins and went 10-15 with a 4.22 ERA in 47 games (40 starts), his only time in the majors. Pitched in the Mexican League (1990, 93), the Venezuelan Summer League (1992, 94), the Italian League (1991) and the Taiwan League (1995-96) before joining the coaching ranks. Spent four years as a pitching coach in the Blue Jays' farm system and one year in the Braves' before joining the Phillies.

WLADIMIR MARTINEZ – ATHLETIC TRAINER

Born: 12/31/72 ... **Resides:** Aragua, VZ ... 2004 is his third year as trainer for Mariara.

ELVIS FERNANDEZ – ADMINISTRATOR

Born: 10/19/76 ... **Resides:** Santa Domingo, DR.

2003 MINOR LEAGUE REVIEW

SCRANTON/WILKES-BARRE RED BARONS

Finished the season 3rd in the International League's North Division (73-70)...STAFF – Manager: Marc Bombard; Pitching Coach: Mike Mason; Coach: Jerry Martin; Athletic Trainer: Craig Strobel.

LEAGUE LEADERS: TEAM – 13th in team batting (.255), 4th in team ERA (3.79)...**OFFENSE** – **Batting:** Chase Utley, 3rd (.323)...**RBI:** Travis Chapman, 4th (82)...**On-base percentage:** Chase Utley, 4th (.390)...**Slugging percentage:** Chase Utley, 3rd (.517)...**Runs:** Chase Utley, T-2nd (80)...**PITCHING** – **ERA:** Amaury Telemaco, 5th (3.24)...**Wins:** Ryan Madson, T-2nd (12)...**Strikeouts:** Ryan Madson, 3rd (138)...**Complete games:** Amaury Telemaco, T-1st (3)...**Shutouts:** Josh Hancock, T-1st (2); Amaury Telemaco, T-1st (2)...**Innings pitched:** Josh Hancock, 3rd (165.2); Ryan Madson, 5th (157.0).

PLAYER	AVG	G	AB	R	H	TB	2B	3B	HR	RBI	SH	SF	HP	BB	IBB	SO	SB	CS	GI			E
																			DP	SLG	OBP	
Byrd, Marlon	.750	1	4	1	3	4	1	0	0	0	0	0	0	0	0	1	0	0	0	1.000	.750	0
Cabrera, Jose	.000	25	1	0	0	0	0	0	0	0	0	0	0	0	0	1	0	0	0	.000	.000	2
*Camilo, Juan	.333	5	18	7	6	8	2	0	0	0	0	0	0	1	0	3	0	0	0	.444	.368	1
Casillas, Uriel	.317	13	41	4	13	17	4	0	0	3	0	0	1	5	0	3	0	0	2	.415	.404	2
Chapman, Travis	.272	134	478	62	130	202	36	0	12	82	0	6	15	44	1	97	2	2	12	.423	.348	12
*Christensen, McKay	.238	47	181	26	43	67	10	1	4	13	3	1	14	0	48	7	2	2	.370	.294	1	
Crowell, Jim	.000	54	0	0	0	0	0	0	0	0	0	0	1	0	0	0	0	0	0	.000	1.000	1
Duckworth, Brandon	.500	3	2	0	1	1	0	0	0	1	1	0	0	0	0	0	0	0	0	.500	.500	0
*Francia, Dave	.111	9	18	2	2	2	0	0	0	1	0	0	0	0	0	4	1	0	0	.111	.111	0
Geary, Geoff	.000	46	4	0	0	0	0	0	0	0	1	0	0	0	0	1	0	0	0	.000	.000	0
Hancock, Josh	.000	28	15	0	0	0	0	0	0	0	1	0	0	0	0	9	0	0	0	.000	.000	1
Hiles, Cary	.000	14	2	0	0	0	0	0	0	0	1	0	0	0	0	0	0	0	0	.000	.000	0
*Hitchcox, Brian	.222	15	45	2	10	14	1	0	1	2	0	0	0	0	0	3	0	1	1	.311	.222	0
#Hollins, Dave	.204	29	98	12	20	32	2	2	2	12	0	1	3	11	0	16	1	0	2	.327	.301	1
*Houston, Tyler	.174	6	23	2	4	7	1	1	0	0	0	0	1	0	1	0	0	0	0	.304	.208	0
Junge, Eric	.000	10	3	0	0	0	0	0	0	0	1	0	0	0	0	1	0	0	0	.000	.000	0
Knupfer, Jason	.214	111	398	49	85	111	20	0	2	21	5	1	2	46	0	89	13	1	5	.279	.298	22
Kubes, Greg	.000	37	5	0	0	0	0	0	0	0	0	0	0	0	0	4	0	0	0	.000	.000	0
*Levis, Jesse	.279	79	265	26	74	90	16	0	0	30	3	2	2	18	4	18	1	0	12	.340	.328	2
*Maddox, Garry	.214	18	56	4	12	15	3	0	0	8	0	1	1	1	0	12	0	1	0	.268	.237	2
*Madson, Ryan	.462	26	13	1	6	6	0	0	0	2	1	0	0	2	0	4	0	0	0	.462	.533	0
Magee, Wendell	.333	25	93	11	31	44	8	1	1	12	0	2	2	8	1	16	1	3	5	.473	.390	0
*Mercado, Hector	.000	14	2	0	0	0	0	0	0	0	0	0	0	0	0	1	0	0	0	.000	.000	0
*Minor, Damon	.232	91	328	45	76	143	17	1	16	65	0	3	9	27	3	60	1	2	10	.436	.305	3
Mouton, Lyle	.290	10	31	3	9	11	2	0	0	4	0	1	0	6	0	8	1	0	1	.355	.395	0
Myette, Aaron	.400	11	5	0	2	2	0	0	0	2	0	0	0	0	0	2	0	0	0	.400	.400	1
#Perez, Josue	.220	32	123	6	27	32	5	0	0	8	1	1	1	7	0	31	2	5	1	.260	.265	1
Pumphrey, Ken	.333	17	6	1	2	3	1	0	0	0	1	0	0	0	0	2	0	0	0	.500	.333	0
#Punto, Nick	.315	25	111	19	35	44	7	1	0	9	2	1	0	7	0	13	7	1	0	.396	.353	4
Roberge, J.P.	.266	101	338	40	90	128	22	4	35	1	3	5	23	3	55	3	0	10	.379	.320	8	
Salazar, Jeremy	.182	71	231	16	42	58	7	0	3	25	3	3	15	1	51	0	0	5	.251	.232	8	
Santana, Julio	.667	19	3	1	2	3	1	0	0	1	0	0	0	0	0	0	0	0	0	1.000	.667	0
Sefcik, Kevin	.280	133	492	75	138	208	32	4	10	66	1	7	2	40	0	47	10	4	13	.423	.333	4
*Simmons, Brian	.275	42	178	26	49	75	9	1	5	13	0	0	0	7	1	45	2	2	6	.421	.303	2
Sosa, Juan	.252	91	298	30	75	97	11	1	3	26	2	2	2	12	0	39	10	2	6	.326	.283	14
Telemaco, Amaury	.154	25	13	1	2	3	1	0	0	1	1	0	0	1	0	6	0	0	0	.231	.214	0
*Utley, Chase	.323	113	431	80	139	223	26	2	18	77	0	7	11	41	6	75	10	4	3	.517	.390	13
*Valent, Eric	.218	134	450	62	98	165	27	2	12	51	4	5	1	60	5	102	0	0	5	.367	.308	8

PITCHER	W-L	PCT	ERA	G	GS	CG	SHO	GF	SV	IP	H	AB	TBF	R	ER	HR	SH	SF	HB	BB	IBB	SO	WP	BK
Coggin, Dave	0-0	.000	1.50	4	3	0	0	0	0	6.0	4	20	22	1	1	0	0	0	1	1	0	3	0	0
*Crowell, Jim	0-8	.000	4.12	54	0	0	0	34	9	54.2	63	218	251	31	25	5	5	2	2	23	5	42	0	1
Duckworth, Brandon	2-1	.667	3.38	3	3	0	0	0	0	18.2	21	75	82	11	7	3	1	0	2	4	0	14	0	0
Geary, Geoff	9-4	.692	2.16	46	3	0	0	18	5	87.2	73	319	343	26	21	3	2	5	4	13	1	80	1	0
Giese, Dan	2-0	1.000	3.17	34	0	0	0	11	0	48.1	37	176	189	19	17	8	0	2	1	10	0	49	0	0
Gomes, Wayne	4-2	.667	2.59	46	0	0	0	38	14	48.2	31	172	202	17	14	1	2	3	24	2	43	2	0	
Hancock, Josh	10-9	.526	3.86	28	27	2	2	1	0	165.2	147	617	677	78	71	14	2	6	6	46	1	122	4	0
Hernandez, Yoel	0-0	.000	6.00	2	0	0	0	0	0	3.0	5	14	14	2	2	0	0	0	0	0	0	3	0	0
Hiles, Cary	0-1	.000	3.71	13	0	0	0	2	0	26.2	31	104	116	11	11	3	0	0	1	11	1	11	0	0
Junge, Eric	1-0	1.000	3.06	10	8	0	0	0	0	47.0	38	176	196	20	16	2	1	0	3	16	1	42	1	0
*Kubes, Greg	6-3	.667	4.26	37	10	0	0	8	3	95.0	117	382	416	49	45	7	9	7	2	16	2	62	2	4
Lee, Seung	0-2	.000	23.63	2	1	0	0	0	0	5.1	18	31	34	15	14	2	0	1	2	0	0	5	0	0
Madson, Ryan	12-8	.600	3.50	26	26	0	0	0	0	157.0	157	599	658	70	61	9	2	5	10	42	2	138	6	0
*Mercado, Hector	0-3	.000	1.41	14	2	0	0	2	0	32.0	34	120	136	12	5	2	3	2	0	11	0	20	0	0
Myette, Aaron	5-4	.556	4.27	11	10	0	0	1	0	59.0	50	218	245	28	28	4	2	1	4	20	0	54	1	0
Powell, Brian	2-4	.333	4.61	8	7	2	1	0	0	52.2	57	207	223	33	27	1	2	2	0	12	2	36	3	0
Pumphrey, Ken	5-7	.417	7.41	17	1	0	0	0	0	81.1	108	334	389	75	67	9	4	8	9	32	0	46	2	0
Santana, Julio	1-1	.500	3.64	19	0	0	0	8	3	29.2	29	111	127	12	12	0	2	1	1	12	0	26	0	1
Telemaco, Amaury	10-9	.526	3.24	25	24	3	2	0	0	155.1	125	564	599	59	56	15	6	4	3	22	1	116	5	0
Wedel, Jeremy	1-0	1.000	3.76	17	1	0	0	2	0	26.1	28	103	115	12	11	2	0	2	1	9	0	18	2	0

* Left-handed # Switch-hitter



2003 MINOR LEAGUE REVIEW

READING PHILLIES

Finished the season 5th in the Eastern League's Southern Division (62-79)...STAFF – Manager: Greg Legg; Pitching Coach: Rod Nichols; Coach: Ronnie Ortegon; Athletic Trainer: Brian Cammarota.

LEAGUE LEADERS:TEAM – 12th in team batting (.255). 1st in home runs (117). 11th in team ERA (4.75)...**OFFENSE** – Home runs: Jeff Inglin, 1st (24)...**RBI**: Jeff Inglin, 1st (103)...**Stolen bases**: Anderson Machado, 1st (49)...**PITCHING** – Wins: Seung Lee, 4th (11)...**Strikeouts**: Taylor Buchholz, 4th (114); Seung Lee, 5th (109).

PLAYER	AVG	G	AB	R	H	TB	2B	3B	HR	RBI	SH	SF	HP	BB	IBB	SO	SB	CS	GI	DP	SLG	OBP	E
Adams, Daniel	.333	10	3	0	1	1	0	0	0	0	0	0	0	0	0	2	0	0	0	.333	.333	0	
Avila, Rob	.174	10	23	1	4	4	0	0	2	0	1	0	0	0	0	4	0	0	1	.174	.167	1	
*Billingsley, Brent	.000	4	1	0	0	0	0	0	0	0	0	0	0	0	0	0	0	0	0	.000	.000	1	
*Brooks, Frank	.000	34	1	0	0	0	0	0	0	0	0	0	0	0	0	0	0	0	0	.000	.000	0	
Buchholz, Taylor	.136	25	22	1	3	4	1	0	0	2	5	0	0	1	0	4	0	0	0	.182	.174	2	
*Bucktro, Keith	.200	7	5	0	1	1	0	0	0	1	0	0	0	1	0	0	0	0	0	.200	.200	0	
Byrd, Marlon	.313	3	16	3	5	8	0	0	1	3	0	0	0	0	3	0	0	1	.500	.313	1		
*Camilo, Juan	.172	21	64	6	11	18	1	0	2	10	0	0	0	7	0	13	1	1	0	.281	.254	0	
*Carter, Ryan	.182	19	11	1	2	2	0	0	0	4	0	0	1	0	0	3	0	0	1	.182	.250	0	
Casillas, Uriel	.250	76	200	22	50	63	7	0	2	25	4	3	2	22	0	22	6	1	8	.315	.326	9	
Cruz, Edgar	.221	62	213	18	47	70	11	0	4	23	2	3	1	11	1	37	0	0	12	.329	.259	4	
Dawson, Layne	.000	14	7	0	0	0	0	0	0	1	0	0	0	0	0	4	0	0	0	.000	.000	1	
Deschaine, Jim	.295	67	217	32	64	111	8	0	13	40	2	1	2	16	0	24	0	3	7	.512	.347	9	
Espy, Nate	.242	119	347	49	84	125	14	0	9	49	1	2	5	54	1	78	10	6	10	.360	.350	4	
Franco, Martire	.000	28	3	0	0	0	0	0	0	0	1	0	0	0	1	0	0	0	0	.000	.000	0	
Glen, Will	.000	31	6	0	0	0	0	0	0	0	0	0	0	0	4	0	0	0	0	.000	.000	3	
Guy, Brad	.000	31	2	0	0	0	0	0	0	0	0	0	0	0	0	0	0	0	0	.000	.000	1	
Hannah, Buzz	.261	117	380	61	99	125	15	1	3	26	7	2	8	56	1	74	25	4	11	.329	.365	3	
Harvey, Ian	.000	11	1	0	0	0	0	0	0	0	0	0	0	0	1	0	0	0	0	.000	.000	1	
Hernandez, Yoel	.000	43	1	0	0	0	0	0	0	0	1	0	0	0	1	0	0	0	0	.000	.000	1	
*Hitchcox, Brian	.250	92	304	36	76	112	13	4	5	27	5	1	7	41	2	54	8	5	4	.368	.351	6	
Inglin, Jeff	.284	141	539	86	153	254	27	1	24	103	1	7	10	45	8	58	7	3	17	.471	.346	0	
Jacobson, Russ	.275	37	109	9	30	37	4	0	1	5	0	1	4	7	2	16	1	1	6	.339	.339	3	
Lee, Seung	.136	26	22	0	3	3	0	0	1	3	0	0	0	0	0	8	0	0	0	.136	.136	1	
#Machado, Anderson	.196	123	423	80	83	125	19	4	5	20	8	1	1	108	0	120	49	15	2	.296	.360	26	
*Maddox, Garry	.289	50	180	28	52	98	8	1	12	38	0	0	6	19	1	43	3	6	1	.544	.376	0	
McNeal, Aaron	.254	118	421	40	107	168	20	1	13	71	0	9	0	24	0	103	0	1	18	.399	.289	5	
Miller, Josh	.500	43	4	2	2	2	0	0	0	0	0	0	2	0	0	0	0	0	0	1.000	.667	0	
*Nonemaker, Karl	.147	14	34	4	5	6	1	0	0	1	0	0	0	2	0	7	1	1	3	.176	.194	0	
Padilla, Jorge	.295	46	173	21	51	72	13	1	2	23	0	1	1	18	1	29	11	8	7	.416	.363	1	
Pautz, Brad	.000	29	1	0	0	0	0	0	0	0	0	0	0	0	1	0	0	0	0	.000	.000	0	
#Perez, Josue	.306	48	183	26	56	69	7	0	2	21	2	3	0	14	1	24	10	4	9	.377	.350	2	
Richardson, Juan	.270	65	248	37	67	121	9	0	15	34	2	2	5	17	3	69	2	1	5	.488	.327	6	
Ruiz, Carlos	.266	52	169	22	45	57	6	0	2	16	1	3	3	12	0	15	1	1	10	.337	.321	2	
*Sizman, Jay	.277	72	249	23	69	85	13	0	1	9	3	0	7	15	2	56	9	1	5	.341	.336	4	
*Smith, Bud	.000	8	4	0	0	0	0	0	0	2	0	0	0	0	0	0	0	0	0	.000	.000	0	
Tucker, Mamon	.263	10	38	0	10	12	0	1	0	6	0	0	0	2	0	6	0	0	1	.316	.300	0	
Wilson, Mike	.000	9	11	0	0	0	0	0	0	0	0	0	0	0	0	8	0	0	0	.000	.000	0	
#Youngbauer, Scott	.310	16	42	2	13	17	1	0	1	5	1	2	1	6	0	7	1	0	0	.405	.392	2	

PITCHER	W-L	PCT	ERA	G	GS	CG	SHO	GF	SV	IP	H	AB	TBF	R	ER	HR	SH	SF	HB	BB	IBB	SO	WP	BK
Adams, Daniel	1-1	.500	5.40	10	0	0	0	3	0	15.0	17	58	66	9	9	2	1	1	0	6	1	11	1	0
*Billingsley, Brent	0-1	.000	10.03	4	2	0	0	0	0	11.2	14	46	59	14	13	3	2	1	2	8	0	10	4	0
*Brooks, Frank	3-4	.429	2.30	34	0	0	0	19	9	58.2	40	206	224	16	15	5	2	3	0	13	1	71	2	0
Buchholz, Taylor	9-11	.450	3.55	25	24	1	0	0	0	144.2	136	547	600	62	57	14	3	7	9	33	0	114	3	0
Bucktro, Keith	3-1	.750	2.56	7	7	0	0	0	0	45.2	34	157	181	17	13	3	1	5	3	15	0	30	2	0
Cable, Taft	0-1	.000	2.51	4	3	0	0	0	0	14.1	8	49	53	4	4	3	0	0	0	4	0	13	0	0
*Carter, Ryan	2-7	.222	6.00	17	17	0	0	0	0	75.0	105	314	362	61	50	7	5	4	7	32	1	47	5	0
Casillas, Uriel	0-0	.000	0.00	1	0	0	0	1	0	0.2	0	2	2	0	0	0	0	0	0	0	0	0	0	0
Dawson, Layne	1-9	.100	7.42	14	14	2	0	0	0	74.0	102	312	349	65	61	12	1	5	4	27	0	45	3	0
Duckworth, Brandon	0-0	.000	4.50	1	1	0	0	0	0	2.0	1	7	7	1	1	0	0	0	0	0	0	2	0	0
Franco, Martire	4-7	.364	5.71	28	13	1	0	8	4	86.2	116	366	403	66	55	9	3	4	5	25	1	47	3	1
Giese, Dan	2-1	.667	1.46	9	0	0	0	4	1	12.1	8	43	46	2	2	1	0	1	1	0	16	0	0	0
Glen, Will	3-6	.333	3.83	31	14	0	0	3	0	103.1	100	392	462	61	44	13	4	5	8	53	2	79	2	1
Guy, Brad	2-6	.250	4.96	31	3	0	0	16	3	69.0	75	265	296	43	38	9	2	4	6	18	1	33	3	0
Harvey, Ian	4-1	.800	3.75	11	0	0	0	6	1	24.0	22	90	105	10	10	2	2	0	11	0	22	1	0	0
Hernandez, Yoel	6-3	.667	4.26	43	1	0	0	22	2	74.0	100	298	349	43	35	4	9	4	7	31	3	46	1	0
Hutchison, Ryan	3-2	.600	3.76	34	0	0	0	20	5	52.2	54	201	230	23	22	6	3	1	8	17	5	17	1	0
Lee, Seung	11-6	.647	4.96	26	25	0	0	0	0	147.0	140	564	627	85	81	21	8	2	6	47	0	109	4	0
*Mercado, Hector	0-0	.000	0.00	1	1	0	0	0	0	2.0	0	5	6	0	0	0	0	0	0	1	0	0	0	0
Miller, Josh	0-3	.000	5.36	43	2	0	0	16	1	84.0	98	333	366	52	50	9	3	4	7	19	4	40	3	0
*Outlaw, Mark	0-0	.000	5.40	12	0	0	0	4	0	11.2	11	45	56	8	7	1	0	0	0	11	0	9	0	0
Pautz, Brad	4-5	.444	7.69	29	1	0	0	11	1	48.0	60	192	222	44	41	6	1	4	5	20	5	34	5	0
*Smith, Bud	1-1	.500	5.35	8	8	0	0	0	0	37.0	40	145	164	23	22	6	1	0	3	15	0	24	1	0
Weaver, Eric	1-1	.500	6.57	10	0	0	0	5	2	12.1	12	44	55	9	9	3	1	0	0	10	1	9	3	0
Wilson, Mike	2-2	.500	3.93	9	6	0	0	0	0	34.1	35	126	154	20	15	6	1	2	5	20	0	18	1	0

* Left-handed # Switch-hitter

2003 MINOR LEAGUE REVIEW

CLEARWATER PHILLIES

Finished with an overall record of 72-61; first half (37-31), second half (35-30)...STAFF – Manager: Roly deArmas; Pitching Coach: Rich Dube; Coach: Manny Amador; Athletic Trainer: Joel Kennedy.

LEAGUE LEADERS:TEAM – 4th in team batting (.256), 3rd in team ERA (3.25)...**OFFENSE** – **Batting:** Ryan Howard, 1st (.304)...**Home runs:** Ryan Howard, 1st (23)...**RBI:** Ryan Howard, 2nd (82)...**Hits:** Ryan Howard, 3rd (149)...**Doubles:** Ryan Howard, 4th (32)...**On-base percentage:** Ryan Howard, 3rd (.374); Sean Walsh, 5th (.369)...**Slugging percentage:** Ryan Howard, 1st (.514)...**Extra-base hits:** Ryan Howard T-1st (56)...**PITCHING** – **Wins:** Ezequiel Astacio, 1st (15); Elizardo Ramirez, T-2nd (13)...**Saves:** Bobby Korecky, 2nd (25)...**Strikeouts:** Gavin Floyd, 4th (115)...**Games:** Bobby Korecky, 3rd (49)...**Innings pitched:** Elizardo Ramirez, 1st (157.1); Ezequiel Astacio, 5th (147.2).

PLAYER	AVG	G	AB	R	H	TB	2B	3B	HR	RBI	SH	SF	HP	BB	IBB	SO	SB	CS	GI			
																			DP	SLG	OBP	E
Acevedo, Carlos	.156	15	45	4	7	9	2	0	0	1	0	0	0	5	0	9	1	1	3	.200	.240	1
Avila, Rob	.225	51	160	11	36	45	6	0	1	14	1	2	1	11	0	19	0	1	7	.281	.276	3
*Camilo, Juan	.256	103	387	45	99	146	17	6	6	49	2	1	3	36	2	91	11	5	14	.377	.323	8
*Cosbey, Chris	.246	65	240	31	59	72	9	2	0	16	5	1	1	26	0	27	8	7	3	.300	.321	2
Cruz, Edgar	.162	11	37	3	6	9	3	0	0	3	2	1	0	3	0	5	0	0	0	.243	.220	0
Deschaine, Jim	.313	27	96	13	30	39	9	0	0	15	0	1	1	13	0	11	0	1	2	.406	.396	2
#Gonzalez, Daniel	.271	113	436	62	118	150	22	5	0	34	7	1	3	49	1	56	5	2	7	.344	.348	20
*Howard, Ryan	.304	130	490	67	149	252	32	1	23	82	0	5	8	50	9	151	0	0	12	.514	.374	10
*Jarvis, Andrew	.333	3	9	0	3	4	1	0	0	2	0	0	0	1	0	1	0	0	0	.444	.400	0
*Maddox, Garry	.273	7	22	3	6	11	2	0	1	7	0	1	1	4	0	6	0	1	0	.500	.393	0
Martinez, Casey	.190	7	21	1	4	4	0	0	0	0	0	0	0	0	0	7	0	0	2	.190	.190	1
Michaels, Jason	.000	4	14	1	0	0	0	0	0	0	0	0	0	2	0	4	0	0	0	.000	.125	0
#Perez, Josue	.286	13	56	8	16	20	4	0	0	7	0	0	0	5	0	12	3	1	0	.357	.344	0
Perry, Rod	.133	9	30	3	4	4	0	0	0	0	1	0	1	2	0	5	1	0	0	.133	.212	2
Phelps, Jeff	.263	85	297	39	78	115	20	1	5	33	0	3	3	31	0	55	1	2	7	.387	.335	22
Pratt, Trent	.217	78	253	31	55	70	13	1	0	25	2	1	3	26	0	50	1	0	7	.277	.297	5
Ruiz, Carlos	.315	15	54	5	17	23	0	0	2	9	0	0	0	2	0	5	2	2	5	.426	.339	0
Tempesta, Nick	.067	11	30	0	2	2	0	0	0	2	0	1	2	1	0	6	0	0	0	.067	.147	0
Tucker, Mamon	.280	109	418	62	117	148	21	2	2	45	1	2	2	35	0	66	14	4	14	.354	.337	3
*Vukovich, Vince	.258	106	361	31	93	112	14	1	1	42	2	4	1	32	1	56	7	5	16	.310	.317	3
Walsh, Sean	.265	106	359	58	95	144	29	1	6	47	0	4	19	43	3	81	11	2	8	.401	.369	9
#Vardinsky, Ryan	.200	61	195	15	39	47	5	0	1	18	0	4	4	21	0	52	3	3	4	.241	.286	10
#Youngbauer, Scott	.237	97	358	36	85	130	18	6	5	36	4	1	6	28	1	70	7	4	6	.363	.303	16

PITCHER	W-L	PCT	ERA	G	GS	CG	SHO	GF	SV	IP	H	AB	TBF	R	ER	HR	SH	SF	HB	BB	IBB	SO	WP	BK	
																									Astacio, Ezequiel
Baisley, Brad	0-1	.000	0.00	1	1	0	0	0	0	2.0	1	6	7	1	0	0	1	0	0	0	0	0	1	0	0
*Brito, Euide	4-3	.571	3.09	36	0	0	0	19	6	58.1	50	216	248	21	20	3	4	1	0	27	1	54	7	2	
Bucktro, Keith	7-7	.500	3.33	19	17	0	0	0	0	110.2	104	416	460	50	41	8	3	3	9	29	0	68	3	0	
Cable, Taft	4-3	.571	3.41	31	5	0	0	12	1	71.1	61	253	295	29	27	8	7	5	5	25	0	42	1	0	
Coggin, Dave	0-0	.000	2.25	3	3	0	0	0	0	4.0	3	14	17	1	1	0	0	0	1	2	0	2	0	0	
Dawson, Layne	6-3	.667	3.24	14	10	1	1	4	2	66.2	77	267	290	33	24	2	1	5	4	13	0	31	1	0	
Doble, Clemente	0-1	.000	6.75	1	1	0	0	0	0	4.0	5	15	19	3	3	0	0	1	0	3	0	1	1	0	
Duckworth, Brandon	0-0	.000	1.00	2	2	0	0	0	0	9.0	3	30	32	1	1	1	0	0	0	2	0	11	0	0	
Encarnacion, Luis	0-0	.000	0.00	1	0	0	0	1	0	1.0	1	4	4	0	0	0	0	0	0	0	0	1	0	0	
Floyd, Gavin	7-8	.467	3.00	24	20	1	1	0	0	138.0	128	518	577	61	46	9	4	3	7	45	0	115	6	0	
Franco, Marzire	0-0	.000	2.25	1	1	0	0	0	0	4.0	4	16	19	3	1	0	1	0	1	0	1	0	3	0	1
Glen, William	1-2	.333	1.29	7	0	0	0	4	1	14.0	13	52	59	4	2	0	1	0	1	5	1	8	1	0	
*Hamels, Cole	0-2	.000	2.73	5	5	0	0	0	0	26.1	29	97	115	9	8	0	1	2	1	14	0	32	2	0	
Hutchison, Ryan	0-0	.000	0.96	8	0	0	0	7	5	9.1	7	33	34	1	1	0	1	0	0	0	0	9	0	0	
Korecky, Bobby	5-4	.556	2.26	49	0	0	0	44	25	59.2	52	220	234	19	15	3	3	0	2	9	1	46	2	0	
Madson, Ryan	0-0	.000	5.63	2	2	0	0	0	0	8.0	11	34	36	5	5	0	0	0	0	2	0	9	0	0	
Mayfield, Brandon	3-5	.375	5.33	25	0	0	0	6	0	52.1	67	212	236	32	31	2	1	6	2	15	1	24	1	0	
Miller, Josh	0-0	.000	0.00	1	0	0	0	1	0	1.0	0	3	3	0	0	0	0	0	0	0	0	0	0	0	
Paddock, Josh	0-1	.000	5.55	20	1	0	0	6	1	35.2	45	150	167	30	22	2	1	2	1	13	1	17	2	0	
Ramirez, Elizardo	13-9	.591	3.78	27	25	1	0	0	0	157.1	181	625	668	85	66	4	2	4	33	0	101	4	2		
Schultz, Cory	0-1	.000	4.41	9	0	0	0	5	1	16.1	21	63	70	8	8	0	3	1	1	2	0	13	0	1	
*Smith, Bud	1-0	1.000	1.47	4	2	0	0	0	0	18.1	10	62	67	3	3	0	0	1	0	4	0	12	0	0	
*Squires, Matt	4-2	.667	1.86	41	0	0	0	16	2	63.0	61	235	263	14	13	1	3	2	0	23	1	52	5	2	
Tejeda, Rob	2-4	.333	3.20	11	11	1	0	0	0	64.2	53	240	267	25	23	4	2	0	2	23	0	42	3	0	
Wendell, Turk	0-0	.000	0.00	5	5	0	0	0	0	6.0	3	21	21	0	0	0	0	0	0	0	0	5	0	0	

* Left-handed

Switch-hitter



2003 MINOR LEAGUE REVIEW

LAKWOOD BLUECLAWS

Finished the season with an overall record of 57-81; first half (22-47), second half (35-34)...STAFF – Manager: Buddy Biancalana; Pitching Coach: Ken Westray; Coach: Tony Barron; Athletic Trainer: Shawn Fcasni.

LEAGUE LEADERS: TEAM – 16th in team batting (.217), 12th in team ERA (3.82)...**OFFENSE** – Stolen bases: Chris Roberson, 1st (59)...**PITCHING** – Losses: Francisco Butto, T-2nd (12); Matt Sweeney, T-2nd (12).

PLAYER	AVG	G	AB	R	H	TB	2B	3B	HR	RBI	SH	SF	HP	BB	IBB	SO	SB	CS	GI			
																			DP	SLG	OBP	E
*Barthelemy, Ryan	.221	90	312	23	69	88	14	1	1	26	1	6	3	21	1	88	4	3	6	.282	.272	3
Borgo, Alex	.200	17	50	3	10	13	3	0	0	1	0	0	1	7	0	19	0	0	1	.260	.310	1
Bramasco, Omar	.138	24	58	3	8	9	1	0	0	4	2	1	5	10	0	23	3	0	0	.155	.311	1
#De los Santos, E.	.161	9	31	1	5	7	0	1	0	1	0	0	1	0	10	0	4	1	.226	.188	6	
Gradoville, Tim	.197	64	193	17	38	42	4	0	0	6	6	0	3	15	0	58	13	5	3	.218	.265	4
*Hansen, Bryan	.200	55	175	11	35	47	6	0	2	12	0	4	4	20	1	44	5	3	3	.269	.291	10
Hopper, Matthew	.188	32	96	9	18	26	3	1	1	5	0	0	2	19	0	34	0	1	5	.271	.333	2
*Isenhower, Jeremy	.245	102	326	43	80	114	17	4	3	39	1	5	13	40	0	84	14	4	8	.350	.346	12
*Italiano, Nicholas	.222	3	9	1	2	4	0	1	0	1	0	1	0	0	1	0	0	1	.444	.200	0	
*Jarvis, Andrew	.267	21	75	10	20	31	2	0	3	11	0	1	0	8	2	22	0	2	3	.413	.333	3
Jones, Terry	.240	129	454	57	109	177	27	4	11	66	2	2	1	43	2	111	11	9	14	.390	.306	16
#Marshall, Andre	.179	98	273	35	49	71	7	3	3	18	4	3	2	37	1	116	12	6	5	.260	.279	6
Martinez, Casey	.253	32	87	8	22	32	8	1	0	11	1	2	2	5	0	20	0	2	3	.368	.302	3
McRoberts, Mark	.177	103	322	40	57	124	14	1	17	38	2	1	3	51	0	120	7	4	5	.385	.294	7
*Nonemaker, Karl	.213	48	141	20	30	35	5	0	0	9	6	1	0	18	1	25	12	2	5	.248	.300	1
Nulton, Kevin	.123	26	73	4	9	12	0	0	1	4	0	1	0	4	0	18	3	1	1	.164	.167	3
Oliva, Chad	.240	30	100	11	24	33	3	0	2	12	0	0	1	16	0	43	5	2	3	.330	.350	2
Perry, Rod	.245	23	53	8	13	18	1	2	0	3	0	0	0	7	0	10	2	2	1	.340	.333	3
Roberson, Chris	.234	132	470	64	110	145	19	5	2	32	8	1	12	57	1	108	59	16	9	.309	.331	7
#Rodriguez, Carlos	.196	93	322	27	63	79	10	3	0	24	6	3	4	30	0	63	18	10	4	.245	.270	28
*Santora, Jack	.245	17	53	7	13	18	2	0	1	2	3	0	2	10	0	7	5	2	2	.340	.385	3
Sato, G.G.	.247	96	312	40	77	129	28	3	6	42	1	4	10	22	2	90	19	5	4	.413	.313	6
Tempesta, Nick	.257	39	136	11	35	42	4	0	1	21	0	5	4	7	2	18	2	6	2	.309	.303	3
Tugwell, Marc	.213	27	80	7	17	24	7	0	0	5	2	0	2	4	0	23	0	1	3	.300	.267	1
Walsh, Sean	.214	6	14	3	3	6	1	1	0	1	0	0	0	2	0	1	2	0	0	.429	.313	0
#Wardinsky, Ryan	.000	2	4	1	0	0	0	0	0	0	0	0	0	1	0	3	0	0	0	.000	.200	0

PITCHER	W-L	PCT	ERA	G	GS	CG	SHO	GF	SV	IP	H	AB	TBF	R	ER	HR	SH	SF	HB	BB	IBB	SO	WP	BK
Baisley, Brad	0-2	.000	6.91	6	6	0	0	0	0	14.1	18	64	70	15	11	1	0	0	1	5	0	8	2	0
*Bourgeois, Nick	7-10	.412	4.42	26	24	0	0	1	0	110.0	92	402	482	64	54	7	3	6	8	62	0	108	10	3
Butto, Francisco	10-12	.455	3.03	27	25	2	1	1	0	148.2	134	551	629	65	50	8	9	4	6	59	2	104	10	1
Cerrato, Justin	0-1	.000	4.42	9	0	0	0	4	0	18.1	22	74	83	10	9	1	1	1	0	7	0	15	1	0
*DeChristofaro, Vinny	0-2	.000	6.65	6	4	0	0	1	0	23.0	24	87	112	19	17	1	0	2	0	23	1	17	4	0
Gwaltney, Lee	8-8	.500	3.06	22	22	1	0	0	0	117.2	92	417	482	48	40	5	6	2	7	49	1	72	13	1
*Hamels, Cole	6-1	.857	0.84	13	13	1	1	0	0	74.2	32	236	268	8	7	0	3	1	3	25	0	115	3	0
*Hodges, Daniel	2-0	1.000	0.82	14	0	0	0	8	3	22.0	16	78	86	2	2	0	1	0	0	7	0	13	0	0
*Jarvis, Andrew	0-0	.000	0.00	1	0	0	0	1	0	1.0	2	5	5	0	0	0	0	0	0	0	0	1	0	0
Lawson, Jarrod	1-0	1.000	2.60	12	0	0	0	7	4	27.2	13	94	113	8	8	2	1	0	1	17	1	29	1	0
Menocal, Victor	2-7	.222	4.69	22	4	0	0	10	3	78.2	95	307	365	50	41	5	6	5	8	39	4	37	7	0
Minor, Zach	2-3	.400	5.09	25	0	0	0	15	1	40.2	46	162	182	24	23	2	1	3	14	2	28	0	0	
Read, Robby	2-4	.333	5.61	33	2	0	0	16	2	77.0	79	308	368	63	48	3	3	2	3	51	2	73	7	0
*Richardson, Beau	6-5	.545	2.66	47	0	0	0	39	16	91.1	82	336	376	34	27	4	7	0	4	29	7	55	2	1
*Rupert, Chris	1-2	.333	5.59	23	0	0	0	13	0	37.0	39	146	170	27	23	3	1	3	4	16	0	27	3	0
Sanchez, Emilio	0-3	.000	4.98	11	0	0	0	4	1	21.2	29	92	102	17	12	2	2	1	2	5	1	18	2	0
Segovia, Zach	1-5	.167	3.99	11	10	0	0	0	0	49.2	63	205	225	25	22	2	2	2	14	1	27	2	0	
Simon, Alfredo	5-0	1.000	3.79	14	7	0	0	4	2	71.1	59	263	298	32	30	4	4	3	3	25	0	66	5	1
Sweeney, Matt	4-12	.250	4.00	26	17	1	0	4	0	114.2	116	434	514	66	51	10	5	8	6	61	2	74	10	3
Tejada, Rob	0-3	.000	5.30	5	4	0	0	0	0	18.2	17	69	88	11	11	4	2	0	1	16	0	20	1	0
Urrutia, Carlos	0-1	.000	7.94	9	0	0	0	5	1	11.1	12	43	57	11	10	0	0	1	3	9	0	4	3	0

* Left-handed # Switch-hitter

2003 MINOR LEAGUE REVIEW

BATAVIA MUCKDOGS

Finished the season 3rd in the South Atlantic League's Pinckney Division (30-45)...STAFF – Manager: Luis Melendez; Pitching Coach: Warren Brusstar; Coach: Jim Morrison; Athletic Trainer: Jason Kirkman.

LEAGUE LEADERS: TEAM – 13th in team batting (.227), 9th in team pitching (3.50)...**OFFENSE** – Stolen bases: Javon Moran, 1st (27)...**Doubles**: Jake Blalock, T-3rd (23)...**Triples**: Jake Blalock, 4th (7)...**Extra-base hits**: Jake Blalock, 1st (35)...**PITCHING** – ERA: Justin Libey, 10th (2.78)...**Losses**: Joe Diefenderfer, 3rd (8).

PLAYER	AVG	G	AB	R	H	TB	2B	3B	HR	RBI	SH	SF	HP	BB	IBB	SO	SB	CS	GI DP	SLG	OBP	E
Blalock, Jake	.245	72	261	36	64	116	23	7	5	31	2	4	2	30	0	81	9	4	2	.444	.323	6
Borgo, Alex	.255	14	47	8	12	24	3	0	3	5	0	0	5	7	0	18	1	0	0	.511	.407	1
*Bourn, Michael	.280	35	125	12	35	37	0	1	0	4	2	0	3	23	0	28	23	5	2	.296	.404	2
Bramasco, Omar	.216	48	148	19	32	55	7	2	4	10	0	0	5	27	0	57	3	2	1	.372	.356	5
Brito, Henry	.118	15	51	3	6	6	0	0	0	1	0	0	1	1	0	13	0	2	2	.118	.151	0
*Brunink, Joseph	.195	42	154	16	30	44	6	1	2	14	0	2	2	15	0	50	5	3	2	.286	.272	4
#Cortez, Jose	.169	41	142	9	24	29	2	0	1	17	1	1	1	12	0	34	0	1	4	.204	.237	4
#De Los Santos, E.	.183	47	153	15	28	37	4	1	1	8	0	0	7	9	0	52	5	4	3	.242	.260	16
*Diaz, Jeury	.209	15	43	4	9	11	2	0	0	3	2	1	0	7	0	16	1	1	0	.256	.314	0
#Fisher, Kiel	.340	26	97	12	33	44	4	2	1	11	0	1	13	1	26	3	1	3	.454	.420	3	
Foust, Justin	.227	37	128	13	29	34	5	0	0	16	2	1	2	9	0	31	4	1	3	.266	.286	3
*Hansen, Bryan	.214	67	248	29	53	88	18	4	3	33	2	4	4	30	5	45	4	2	4	.355	.304	5
Headley, Jack	.272	48	180	19	49	66	6	4	1	22	6	1	7	12	0	13	10	10	6	.367	.340	1
Moran, Javon	.284	60	250	33	71	89	9	3	1	12	5	1	0	16	0	32	27	11	1	.356	.326	7
#Moss, Timothy	.150	43	160	10	24	36	5	2	1	11	1	2	4	11	0	47	5	5	3	.225	.220	10
Norman, Zach	.155	31	110	8	17	28	2	0	3	14	0	0	3	7	0	27	3	0	2	.255	.225	8
Riley, Justin	.261	8	23	1	6	8	2	0	0	1	0	0	1	1	0	5	0	2	0	.348	.320	2
Tugwell, Marc	.248	28	121	13	30	41	6	1	1	20	0	0	2	3	0	27	3	0	5	.339	.278	5
Vontungelin, Cory	.286	18	56	6	16	19	3	0	0	6	1	0	1	4	0	13	1	0	0	.339	.344	4

PITCHER	W-L	PCT	ERA	G	GS	CG	SHO	GF	SV	IP	H	AB	TBF	R	ER	HR	SH	SF	HB	BB	IBB	SO	WP	BK
De la Cruz, Julio	1- 6	.143	4.37	12	12	0	0	0	0	55.2	44	206	234	33	27	7	3	1	2	22	0	50	2	0
*DeChristofaro, Vinny	4- 0	1.000	4.62	15	3	0	0	5	0	37.0	36	143	165	21	19	2	0	2	0	20	0	32	1	0
*Diefenderfer, Joe	6- 8	.429	5.50	16	13	1	0	2	0	73.2	85	296	315	49	45	9	3	1	1	14	1	58	3	0
Echarry, Nelson	0- 0	.000	4.50	2	0	0	0	2	0	4.0	4	15	20	3	2	0	0	1	0	4	0	4	0	0
*Hodges, Daniel	0- 0	.000	1.26	8	0	0	0	5	1	14.1	12	52	58	3	2	0	2	0	1	3	1	13	3	0
Libey, Justin	4- 4	.500	2.78	17	9	0	0	1	1	68.0	68	260	292	31	21	4	1	2	5	24	0	63	4	1
Machi, Jean	2- 4	.333	4.78	8	8	0	0	0	0	32.0	30	116	139	21	17	1	1	2	7	13	0	19	2	0
Mathieson, Scott	0- 0	.000	0.00	2	0	0	0	1	1	6.0	0	18	18	0	0	0	0	0	0	0	0	7	0	0
McConnell, Caleb	0- 4	.000	4.08	23	0	0	0	10	2	46.1	54	184	201	22	21	0	2	1	1	13	0	32	2	1
Menocal, Victor	3- 0	1.000	1.61	5	5	0	0	0	0	28.0	14	90	105	7	5	0	1	1	1	12	0	14	1	0
Minor, Zach	0- 2	.000	1.25	15	0	0	0	3	1	36.0	22	121	140	10	5	0	2	0	3	14	0	15	4	0
Naatjes, Darin	1- 3	.250	3.62	8	7	0	0	0	0	27.1	23	105	117	15	11	0	0	1	1	10	0	24	1	0
Overton, Brad	2- 1	.667	3.19	19	0	0	0	11	2	42.1	37	155	183	20	15	1	3	3	19	1	25	2	1	
Padilla, Matt	1- 2	.333	2.70	25	0	0	0	10	2	43.1	44	167	196	27	13	5	4	1	2	21	1	33	4	0
*Parcus, William	2- 4	.333	4.01	13	11	0	0	0	0	60.2	59	232	250	28	27	3	1	4	0	13	0	36	2	0
*Rupert, Chris	0- 4	.000	3.38	17	0	0	0	14	3	29.1	26	106	127	15	11	2	0	2	3	16	0	29	1	0
Urrutia, Carlos	0- 0	.000	9.00	1	0	0	0	0	0	1.0	1	3	6	1	1	0	0	0	2	1	0	0	0	0
*Wilson, Joseph	1- 1	.500	2.40	3	2	0	0	1	0	15.0	11	52	60	4	4	0	0	0	1	7	0	14	2	0
Woodrow, Christopher	2- 2	.500	2.94	17	5	0	0	8	2	52.0	51	202	210	22	17	4	2	0	3	3	0	39	3	0
Ziegler, Brad	1- 0	1.000	1.50	3	0	0	0	1	0	6.0	5	22	23	1	1	0	0	0	0	1	0	6	0	0

* Left-handed # Switch-hitter

AFFILIATE HISTORY

Scranton/Wilkes-Barre is in its 16th year of operation ... Reading is in its 38th year of affiliation with the Phillies (beginning in 1967) ... Clearwater is owned and operated by the Phillies and is in its 20th year ... Lakewood starts its fourth season with the Phils ... Batavia is in its 17th year with the Phillies ... The Phillies Gulf Coast team is in its sixth year of operation ... The Phillies are entering their 10th season in the Dominican Summer League and third at Guanuma ... The organization has participated in the Venezuelan Summer League since 1997 and is in its fourth year with Mariara.



2003 MINOR LEAGUE REVIEW

GULF COAST PHILLIES

Finished the season 4th in the Gulf Coast League's Northern Division (23-33)...STAFF – Manager: Ruben Amaro Sr.; Pitching Coach: Carlos Arroyo; Coach: Dan Roberts; Athletic Trainer: Troy Hoffert.

LEAGUE LEADERS: TEAM – 7th in team batting (.248), 10th in team pitching (4.18)...**OFFENSE** – **Batting:** Chris Klemm, 4th (.336)...**On-base percentage:** Chris Klemm, 4th (.415)...**PITCHING** – **Strikeouts:** Joe Wilson, 2nd (58)...**Losses:** Scott Mathieson, 1st (7).

PLAYER	AVG	G	AB	R	H	TB	2B	3B	HR	RBI	SH	SF	HP	BB	IBB	SO	SB	CS	DP	SLG	OBP	E
Aguilar,Trino	.241	24	79	14	19	30	7	2	0	8	1	2	2	3	0	20	2	1	2	.380	.279	5
Alvarado,Wellington	.186	43	129	13	24	35	6	1	1	8	1	0	6	16	0	49	1	0	5	.271	.305	5
Aybar, Francisco	.213	41	122	15	26	36	5	1	1	12	3	1	7	5	0	37	7	2	2	.295	.281	21
Baez,Wellinson	.246	41	142	20	35	52	6	1	3	17	1	2	4	12	0	37	3	1	1	.366	.319	15
Barnett,Toby	.173	18	52	2	9	11	2	0	0	4	1	0	3	2	0	19	1	1	0	.212	.246	2
#Cespedes, Cesar	.178	45	118	18	21	34	3	2	2	11	2	0	3	17	0	39	7	3	0	.288	.297	1
Crosland, Jason	.263	44	152	20	40	68	6	2	6	22	0	2	6	12	1	43	4	3	0	.447	.337	5
Cuevas, Phillip	.208	22	77	7	16	20	2	1	0	1	0	0	2	4	0	23	0	2	0	.260	.265	7
Durand,Alexander	.257	32	109	13	28	36	4	2	0	9	3	0	2	11	0	33	1	1	2	.330	.336	3
*Fisher, Kiel	.323	29	96	16	31	46	6	3	1	13	0	3	2	18	3	21	4	1	1	.479	.429	11
*Italiano, Nicholas	.349	37	129	28	45	60	9	3	0	21	1	3	0	16	1	22	5	3	1	.465	.412	6
*Jarvis, Andrew	.261	35	115	13	30	51	4	1	5	20	0	0	0	19	0	18	2	0	2	.443	.366	0
Karlsen, Grant	.134	23	67	5	9	11	2	0	0	10	1	1	1	7	0	23	0	0	2	.164	.224	3
*Klemm, Christopher	.336	42	143	20	48	66	8	2	2	23	1	1	2	18	1	43	3	3	1	.462	.415	3
Lopez, Mauber	.282	25	71	2	20	25	5	0	0	6	1	0	0	5	0	5	1	0	4	.352	.329	3
Moni-Erigbali,Timi	.226	44	155	27	35	57	10	3	2	18	1	1	7	17	0	47	12	3	0	.368	.328	9
Perry, Rod	.000	1	2	0	0	0	0	0	0	0	0	0	0	1	0	0	0	1	0	.000	.333	0
Torborg, Jesse	.268	13	41	8	11	12	1	0	0	3	0	0	1	6	0	17	2	0	0	.293	.375	1

PITCHER	W-L	PCT	ERA	G	GS	CG	SHO	GF	SV	IP	H	AB	TBF	R	ER	HR	SH	SF	HB	BB	IBB	SO	WP	BK
Cabrera, Nathan	0-1	.000	5.56	5	3	1	0	0	0	11.1	9	45	50	8	7	0	0	0	0	5	0	9	1	0
Cerrato, Justin	0-0	.000	3.00	2	1	0	0	0	0	3.0	2	11	12	1	1	0	0	0	0	1	0	2	0	0
Cespedes, Cesar	0-1	.000	3.00	2	0	0	0	2	0	3.0	5	13	15	1	1	0	0	0	0	2	1	3	0	0
Doble, Clemente	5-4	.556	3.00	10	9	1	1	0	0	57.0	57	221	240	27	19	2	0	3	7	9	0	44	6	0
Echarry, Nelson	1-0	1.000	3.65	6	1	0	0	1	1	12.1	11	45	56	8	5	0	0	0	2	9	0	10	1	0
Encarnacion, Luis	1-2	.333	5.50	12	6	0	0	1	0	37.2	41	148	176	29	23	4	3	2	4	19	0	19	4	0
Gwaltney, Lee	0-0	.000	0.00	1	1	0	0	0	0	2.0	3	11	11	2	0	0	0	0	0	0	1	0	0	0
Harrand, Rob	0-0	.000	3.00	2	1	0	0	0	0	5.0	7	21	23	2	2	0	0	1	1	0	0	7	0	0
Honsa, Christopher	1-2	.333	3.00	11	0	0	0	5	4	24.0	24	97	108	17	8	0	1	0	1	9	0	17	4	0
*Jarvis, Andrew	1-0	1.000	2.25	2	0	0	0	1	0	4.0	2	14	15	1	1	0	0	0	0	1	0	1	0	0
Jimenez, Elvis	0-1	.000	5.45	16	2	0	0	9	1	34.2	44	142	170	31	21	1	3	2	4	19	0	19	7	0
Kendrick, Kyle	0-4	.000	5.46	9	5	0	0	0	0	31.1	40	131	145	24	19	3	1	1	0	12	0	26	2	0
Lawson, Jarrod	0-1	.000	9.00	4	0	0	0	1	1	5.0	3	19	31	11	5	0	0	1	0	11	0	6	2	0
Linder, Matt	0-0	.000	3.60	3	0	0	0	2	0	5.0	4	17	23	2	2	0	0	0	0	6	0	4	1	0
Mathieson, Scott	2-7	.222	5.52	11	11	0	0	0	0	58.2	59	239	257	42	36	5	1	3	1	13	0	51	4	0
*Ochoa, Harry	4-2	.667	2.65	15	1	0	0	8	0	37.1	35	144	163	15	11	0	2	2	1	14	0	29	2	0
Quijada, Fernando	2-4	.333	6.23	17	0	0	0	13	3	34.2	48	144	172	29	24	2	4	3	18	3	33	2	0	
Santander, Nelson	1-0	1.000	6.00	5	2	0	0	1	0	18.0	27	79	88	15	12	1	0	1	1	6	0	11	2	0
Schultz, Cory	1-1	.500	1.04	11	0	0	0	9	5	17.1	9	61	64	4	2	0	0	0	1	2	0	13	2	0
Segovia, Zach	0-1	.000	4.00	5	4	0	0	0	0	9.0	8	34	35	5	4	0	0	0	1	0	0	6	0	0
Torborg, Jesse	0-0	.000	0.00	1	0	0	0	1	0	0.1	0	3	5	0	0	0	0	0	0	2	0	0	0	0
*Wilson, Joseph	4-2	.667	2.24	11	9	0	0	0	0	52.1	44	198	220	20	13	1	0	2	3	17	0	58	2	0

* Left-handed # Switch-hitter

2003 MINOR LEAGUE REVIEW

GUANAMA PHILLIES

Finished 37-32 in the Dominican Summer League ... STAFF – Manager: Sammy Mejia; Pitching Coach: Cesar Mejia; Coach: Domingo Brito; Coach: Marcos Mejia; Athletic Trainer: Miguel Gutierrez.

PLAYER	G	AB	R	H	2B	3B	HR	RBI	BB	SO	SB	AVG	OBP
Aybar, Francisco	6	21	1	7	0	0	1	4	1	6	2	.333	.364
Cabrera, Eduardo	61	188	31	60	6	2	2	34	32	21	7	.319	.432
Casado, Marcos	16	32	4	6	2	0	0	5	4	12	0	.188	.270
Cespedes, Cesar	6	19	3	5	1	0	0	5	0	4	3	.263	.263
Cordero, Alinson	4	13	3	3	2	0	0	2	5	3	1	.231	.444
Cuevas, Phillip	38	120	17	24	4	1	0	11	10	27	4	.200	.285
De Leon, Casimiro	10	25	2	3	0	0	0	0	3	6	2	.120	.241
Garcia, Carlos	67	231	52	61	4	1	0	14	42	27	41	.264	.384
Garcia, Hairo	41	91	11	15	3	0	0	11	11	28	4	.165	.296
Geronimo, Juan	20	37	2	5	1	0	0	1	2	10	0	.135	.220
Gonzalez, Carlos	54	166	15	35	3	1	0	23	12	29	5	.211	.262
Manzanillo, Ravelo	66	220	46	61	9	5	6	33	30	36	15	.277	.374
Morillo, Franklin	58	188	28	59	5	4	2	30	29	23	8	.314	.400
Pared, Jorge	51	158	15	40	6	0	0	17	6	26	4	.253	.289
Pena, Juan	21	52	5	12	3	0	1	4	2	12	0	.231	.255
Perez, Argelis	59	193	22	55	9	2	2	17	14	61	7	.285	.344
Perez, Jose	21	4	1	1	1	0	0	0	0	1	0	.250	.250
Pozo, Michael	6	19	5	7	2	0	0	1	3	1	3	.368	.478
Reyes, Dahian	47	177	25	41	5	0	0	19	11	15	4	.232	.279
Richardson, Omar	29	97	18	26	8	0	1	14	14	8	9	.268	.372
Sabino, Roberto	33	78	10	12	2	0	0	4	5	18	4	.154	.202

PITCHER	W	L	PCT	ERA	OBP	G	SV	IP	H	R	ER	BB	SO
Altamirano, Rolando	1	1	.500	2.94	.297	4	0	15.1	19	10	5	7	4
Bautista, Eddy	0	1	.000	1.86	.220	7	0	9.2	9	7	2	4	6
Brea, Angel	3	1	.750	2.75	.272	7	1	19.2	22	8	6	4	13
Camacho, Wilfredo	4	1	.800	3.35	.227	12	0	40.1	35	21	15	19	30
Carrasco, Rafael	0	2	.000	7.24	.254	12	0	27.1	30	28	22	20	24
Concepcion, Alexander	2	1	.667	3.31	.224	9	0	32.2	28	12	12	10	38
Cuello, Alexis	0	0	.000	11.59	.200	3	0	2.1	2	3	3	6	2
De la Cruz, Maximino	5	3	.625	3.55	.258	18	2	71.0	72	32	28	14	72
Dominguez, Dilenio	2	1	.667	2.83	.207	15	0	28.2	25	14	9	8	18
Gomez, Alfredo	0	1	.000	3.80	.300	12	1	23.2	30	19	10	9	13
Hernandez, Rafael de Js.	4	1	.800	1.21	.201	13	4	44.2	33	10	6	10	44
Jimenez, Elvis	0	0	.000	1.80	.118	1	0	5.0	2	1	1	0	2
Mosquea, Danny C.	1	1	.500	6.17	.208	8	0	11.2	10	10	8	13	12
Pena, Carlos	4	3	.571	2.88	.228	13	0	40.2	36	18	13	7	19
Perez, Jose	1	1	.500	2.45	.215	21	11	47.2	39	17	13	16	46
Pichardo, Kelvin	6	6	.500	2.02	.179	13	0	75.2	50	33	17	34	75
Pinales, Melvin	1	0	1.000	3.00	.171	6	0	9.0	6	3	3	2	6
Rosario, Jose	3	8	.273	2.95	.208	13	0	64.0	51	30	21	36	48

* Left-handed # Switch-hitter

2003 MINOR LEAGUE ALL-STARS

INTERNATIONAL LEAGUE (AAA)

3B Travis Chapman (in-season)
RHP Ryan Madson (in-season)
2B Chase Utley (in-season and post-season)
Manager Marc Bombard (in-season)

EASTERN LEAGUE (AA)

RHP Taylor Buchholz (in-season)
OF Jeff Inglin (in-season and post-season)
RHP Seung Lee (in-season)
SS Anderson Machado (in-season)
3B Juan Richardson (in-season)

FLORIDA STATE LEAGUE (A)

RHP Ezequiel Astacio (post-season)
RHP Keith Bucktrot (in-season)
3B Juan Camilo (in-season)
SS Danny Gonzalez (in-season)
RHP Gavin Floyd (in-season)
IB Ryan Howard (in-season and post-season)

SOUTH ATLANTIC LEAGUE (A)

C G.G. Sato (in-season)
INF Jeremy Izenhower (in-season)

GULF COAST LEAGUE (ROOKIE)

OF Chris Klemm (post-season)

FUTURES GAME

RHP Gavin Floyd, Clearwater
IB Ryan Howard, Clearwater

HONORS

IB Ryan Howard – Florida State League MVP



2003 MINOR LEAGUE REVIEW

MARIARA PHILLIES

Finished the season 2nd in the Venezuelan Summer League, Valencia Division (34-25-1)...STAFF – Coordinator: Rafael DeLima; Pitching Coach: Jose Betancourt; Coach: Silverio Navas; Athletic Trainer: Wladimir Martinez.

League Leaders: TEAM – 2nd in team batting (.258), 1st in home runs (21), 3rd in team ERA (2.82), 1st in shutouts (11)...**OFFENSE** – **Batting:** Trino Aguilar, 7th (.313)...**Home runs:** Trino Aguilar, 1st (7)...**RBI:** Trino Aguilar, 2nd (39)...**Slugging percentage:** Trino Aguilar, 2nd (.548).

PLAYER	AVG	GP-GS	AB	R	H	2B	3B	HR	RBI	TB	SLG	BB	HBP	SO	GDP	OBP	SF	SH	SB-ATT	E	FLD
Aguilar, Trino	.313	45-43	166	28	52	10	4	7	39	91	.548	16	6	30	4	.392	1	1	2-7	6	.957
Anguizola, Mario	.054	19-12	37	3	2	0	0	0	2	2	.054	3	4	18	0	.205	0	0	1-1	1	.977
Brito, Javier	.195	35-24	87	11	17	4	0	2	12	27	.310	9	2	21	1	.286	0	0	1-5	7	.949
Centeno, Manuel	.241	42-35	116	16	28	5	1	3	24	44	.379	21	4	20	2	.366	4	3	4-7	2	.955
Guevara, Orlando	.307	43-36	127	21	39	8	1	1	23	52	.409	18	7	38	3	.421	0	2	7-9	6	.972
Hernandez, Fidel	.184	50-31	114	17	21	2	0	0	11	23	.202	10	4	16	4	.271	1	5	4-10	14	.907
#Lopez, Jose	.241	54-48	166	31	40	10	1	1	20	55	.331	22	2	53	0	.332	3	1	11-17	1	.991
Lopez, Marcos	.254	54-44	177	31	45	2	3	0	19	53	.299	16	7	30	1	.338	1	2	15-19	18	.919
*Morales, Douglas	.233	26-22	73	11	17	4	0	0	8	21	.288	14	3	19	1	.370	2	1	1-3	3	.985
Morales, Jaime	.333	46-37	141	26	47	8	2	1	18	62	.440	15	2	22	2	.400	2	1	3-9	12	.929
*Moron, Robert	.236	53-43	165	23	39	7	2	2	20	56	.339	12	3	30	4	.298	1	1	1-3	7	.978
Osorio, Emmanuel	.301	56-55	206	31	62	10	1	2	23	80	.388	13	4	31	3	.351	2	1	11-20	3	.957
Patino, Eduardo	.292	57-48	168	33	49	8	1	1	17	62	.369	24	8	30	0	.405	0	11	12-16	13	.934
Pereira, Jesus	.150	16-5	20	1	3	1	0	0	1	4	.200	0	2	7	2	.227	0	1	0-0	0	1.000
Villamar, Oscar	.252	35-28	103	15	26	10	1	1	14	41	.398	8	2	20	2	.316	1	0	2-3	2	.985
Valero, Deywils	.210	44-29	100	14	21	0	0	0	5	21	.210	8	2	31	0	.282	0	2	5-8	2	.957

PITCHER	ERA	W-L	APP	GS	CG	SHO/CBO	SV	IP	H	R	ER	BB	SO	2B	3B	HR	OPP AVG	WP	HB	BK	SF	SH
Alvarez, Juan Carlos	2.22	1-1	9	2	0	0/2	0	24.1	17	10	6	6	18	4	1	0	.205	7	3	0	1	2
Arroyo, German	3.09	2-1	10	0	0	0/3	1	23.1	24	9	8	4	22	1	0	1	.261	2	2	0	1	2
Bermudez, Jose	2.17	3-3	10	2	0	0/2	1	29.0	29	15	7	7	23	9	2	1	.271	6	6	0	0	1
*Berroa, Luis	5.31	2-1	10	2	0	0/1	0	20.1	19	13	12	13	28	5	2	1	.237	11	1	1	1	0
Cova, Rafael	2.16	4-0	19	2	0	0/3	6	41.2	29	12	10	15	28	7	4	0	.206	5	8	0	3	3
Echarry, Nelson	14.40	1-1	3	1	0	0/0	0	5.0	6	9	8	5	6	2	1	1	.300	2	3	0	1	1
Gazo, Lenin	1.30	2-2	8	2	0	0/0	0	27.2	19	10	4	8	20	4	0	0	.198	0	2	0	1	2
Gonzalez, Luis	3.68	0-0	9	0	0	0/1	0	22.0	23	10	9	12	10	3	0	1	.280	4	4	1	0	0
Heniede, Feras	7.94	0-3	9	4	0	0/0	0	22.2	26	25	20	12	15	7	0	2	.280	1	4	0	0	1
*Hinojosa, Erkly	2.51	1-2	9	0	0	0/1	2	14.1	14	5	4	5	18	4	1	0	.250	1	0	0	0	0
Lopez, Norman	5.06	0-1	2	1	0	0/0	0	5.1	7	4	3	1	3	3	0	0	.318	0	0	0	0	0
Marin, Roger	1.50	2-0	10	2	0	0/3	0	30.0	21	6	5	6	28	4	1	1	.194	4	4	0	1	1
Martinez, Delio	2.18	4-1	11	10	0	0/3	0	57.2	42	21	14	12	51	8	0	1	.204	2	10	0	1	2
Mejias, Jose	2.45	2-0	9	3	0	0/1	1	25.2	15	8	7	6	29	2	2	0	.170	2	1	2	1	1
Mendoza, Robert	2.22	5-4	12	12	0	0/4	0	65.0	48	25	16	24	61	10	2	3	.211	5	4	0	3	2
Mora, Jose	0.00	0-0	1	0	0	0/1	1	4.0	1	0	0	1	2	0	0	0	.083	0	0	0	0	1
Rojas, Alexis	3.46	0-3	10	7	1	0/0	0	41.2	39	21	16	9	34	10	1	4	.250	4	1	1	0	3
Saenz, Jose Luis	1.35	3-1	10	2	0	0/2	1	26.2	18	5	4	3	16	1	1	1	.191	1	3	0	1	0
Santander, Nelson	2.65	2-1	9	8	0	0/0	0	37.1	35	20	11	14	32	6	3	1	1.248	9	7	1	1	1

* Left-handed # Switch-hitter

BASEBALL AMERICA BEST TOOLS

INTERNATIONAL LEAGUE (AAA)

- 3B Travis Chapman – Best Defensive Third Baseman
- RHP Ryan Madson – Best Pitching Prospect
- 2B Chase Utley – Best Batting Prospect
- Manager Marc Bombard – Best Manager Prospect

EASTERN LEAGUE (AA)

- RHP Taylor Buchholz – Best Breaking Pitch
- SS Anderson Machado – Best Defensive Shortstop
- 3B Juan Richardson – Best Power Prospect

FLORIDA STATE LEAGUE (A)

- RHP Gavin Floyd – Best Pitching Prospect, Best Breaking Ball
- SS Danny Gonzalez – Best Defensive Shortstop
- 1B Ryan Howard – Best Power Prospect

SOUTH ATLANTIC LEAGUE (A)

- LHP Cole Hamels – Best Breaking Ball

MINOR LEAGUE PLAYERS



Note: Minor league totals do not include statistics from independent or foreign leagues.

AGUILAR, TRINO ABRAHAM... INF... B-T: R-R... HT: 5-10; WT: 170... BORN: July 27, 1983, Valle de la Pascua, Guarico, VZ... RESIDES: Valle de la Pascua, Guarico... EDUCATION: Unidad Educativa Cajigal... OBTAINED: Signed by Phillies as an amateur free agent, 3/14/01... 2001: Made pro debut with Mariara (R)... Led league in RBI and finished 2nd in hits... Led team in hits, 2B, HR and RBI, 2nd in AVG, R and SLG % (.429)... 2002: 2nd season with Mariara... Made 24 appearances at SS, 11 at 2B, 7 at 3B and one each in RF and LF... 2003: Began season with Mariara splitting time between 2B (25 G) and 3B (15 G)... Led league in HR... Was 2nd on team with .313 avg. 1st with 4 triples and tied for 1st with 10 doubles... Had 17 multi-hit games... Promoted to GCL (R) 7/19... Hit .286 at home.

YEAR	CLUB	AVG	G	AB	R	H	2B	3B	HR	RBI	SH	FP	HP	BB	SO	SB	CS	E
2001	Phillies, VSL	.316	58	231	35	73	12	1	4	*48	0	0	0	20	41	8	7	14
2002	Phillies, VSL	.230	47	161	19	37	1	1	4	15	2	1	7	9	30	8	4	14
2003	Phillies, VZL	.313	45	166	28	52	10	4	7	39	1	1	6	16	30	2	5	6
	Phillies, GCL	.241	24	79	14	19	7	2	0	8	1	2	2	3	20	2	1	5
Minors Totals		.284	174	637	96	181	30	8	15	110	4	4	15	48	121	20	17	39

* League Leader

ALTAMIRANO, ROLANDO ENRIQUE... RHP... B-T: R-R... HT: 6-2; WT: 190... BORN: February 7, 1984, Chiriqui, Panama... RESIDES: Chiriqui... OBTAINED: Signed by Phillies as an amateur free agent, 7/03, for 2004 season.

ALVAREZ, JUAN CARLOS... RHP... B-T: R-R... HT: 6-3; WT: 162... BORN: October 17, 1984, Puerto Cabello, Carabobo, VZ... RESIDES: Valencia, Carabobo, VZ... EDUCATION: Ramon Ignacio Mendez... OBTAINED: Signed by the Phillies as an amateur free agent, 11/1/02... 2003: Made pro debut with Mariara (R)... Appeared in 9 games holding opponents to a .205 avg.

YEAR	CLUB	W-L	ERA	G	GS	CG	SHO	SV	IP	H	R	ER	HR	HB	BB	SO	WP	BK
2003	Phillies, VSL	1-1	2.22	9	2	0	0	0	24.1	17	10	6	0	3	6	18	7	0

ARROYO, GERMAN ENRIQUE... RHP... B-T: R-R... HT: 6-2; WT: 170... BORN: January 3, 1983, Caracas, VZ... RESIDES: Caracas... OBTAINED: Signed by Phillies as an amateur free agent, 5/31/02... 2002: Made pro debut with Mariara (R)... Had a combined 1.86 ERA in June & August and a 7.94 ERA in July... 2003: 2nd season with Mariara... Made 10 appearances, all in relief... Pitched at least 2.0 innings in 9 games.

YEAR	CLUB	W-L	ERA	G	GS	CG	SHO	SV	IP	H	R	ER	HR	HB	BB	SO	WP	BK
2002	Phillies, VSL	0-3	5.14	6	2	0	0	0	21.0	31	18	12	1	4	10	9	3	0
2003	Phillies, VSL	2-1	3.09	10	0	0	0	1	23.1	24	9	8	1	2	4	22	2	0
Minors Totals		2-4	4.06	16	2	0	0	1	44.1	55	27	20	2	6	14	31	5	0

ARTEAGA, ERICK ALEXANDER... RHP... B-T: R-R... HT: 6-7; WT: 170... BORN: April 2, 1981, San Felipe, VZ... RESIDES: San Felipe... OBTAINED: Signed by Phillies as an amateur free agent, 7/18/98... 2000: Pitched for La Victoria Phillies (R)... 2001: Led Gulf Coast League Phillies (R) in innings... Made 1st pro start, 6/20 vs Tigers... Made only relief appearance, 7/30 vs Royals (4.0 IP, 4 ER)... Pitched at least 5.0 innings in every start... Did not allow a HR all season... Pitched in Florida Instructional League... Played winter ball for La Guaira, Venezuela... 2002: Spent season with Batavia (A)... Pitched at least 6.0 innings in 10 of 12 starts (83%), including 7.0 IP in 4 of his first 5... Went 3-0, 1.64 ERA in 6 home starts... Struck out 14 batters in his first 14.2 IP... Pitched 8.0 shutout innings, 7/19 at Vermont... Allowed just 1 HR in his final 6 starts (40.1 IP)... Pitched winter ball for La Guaira, VZ... 2003: Missed entire season due to personal reasons.

YEAR	CLUB	W-L	ERA	G	GS	CG	SHO	SV	IP	H	R	ER	HR	HB	BB	SO	WP	BK
2000	Phillies, VSL	4-0	0.83	15	0	0	0	5	32.2	21	4	3	0	3	5	32	0	0
2001	Phillies, GCL	4-1	3.63	10	9	0	0	0	*52.0	58	28	21	0	2	7	28	1	0
2002	Batavia	3-1	2.79	12	12	0	0	0	80.2	61	27	25	5	7	21	44	2	0
2003	Did not play																	

Minors Totals		11-2	2.67	37	21	0	0	5	165.1	140	59	49	5	12	33	104	3	0
----------------------	--	-------------	-------------	-----------	-----------	----------	----------	----------	--------------	------------	-----------	-----------	----------	-----------	-----------	------------	----------	----------

* League Leader

AYBAR, FRANCISCO PUELLO... SS... B-T: R-R... HT: 6-1; WT: 176... BORN: December 2, 1983, Bani, DR... RESIDES: Bani... OBTAINED: Signed by Phillies as an amateur free agent, 5/12/03... 2003: Made pro debut with Guanama Phillies of Dominican Summer League... Promoted to Gulf Coast Phillies (R)... Went 3-for-5, 3 RBI, 8/13 at Tigers... Appeared in 41 games, all at SS.



MINOR LEAGUE PLAYERS

AYBAR (Continued)

YEAR	CLUB	AVG	G	AB	R	H	2B	3B	HR	RBI	SH	SF	HP	BB	SO	SB	CS	E
2003	Phillies, DSL	.333	6	21	1	7	0	0	1	4	-	-	1	6	2	-	-	-
	Phillies, GCL	.213	41	122	15	26	5	1	1	12	3	1	7	5	37	7	2	21
Minors Totals		.231	47	143	16	33	5	1	2	16	3	1	7	6	43	9	2	21

BAEZ, WELINSON RAMON... **B-T:** R-R...**HT:** 6-3; **WT:** 190...**BORN:** July 7, 1984, Bani, DR...**RESIDES:** Bani...**OBTAINED:** Signed by Phillies as an amateur free agent, 8/28/02...**2003:** Made pro debut with Gulf Coast Phillies (R)...**Appeared in 32 games at 3B, 6 at SS, 5 at DH and 1 as PR...Went 4-for-6, 4 R, 8/13 at Tigers...Played in Florida Instructional League.**

YEAR	CLUB	AVG	G	AB	R	H	2B	3B	HR	RBI	SH	SF	HP	BB	SO	SB	CS	E
2003	Phillies, GCL	.246	41	142	20	35	6	1	3	17	1	2	4	12	37	3	1	15

BARKER, KEVIN STEWART... **B-T:** L-L...**HT:** 6-3; **WT:** 205...**BORN:** July 26, 1975, Bristol, VA...**RESIDES:** Mendota, VA...**EDUCATION:** Attended Virginia Tech University; hit .361, 20 HR, 62 RBI as a junior...**OBTAINED:** Signed by Phillies as a minor league free agent, 12/22/03; originally selected by MIL in 3rd round of 1996 draft...**1996:** Finished 4th in Pioneer League in games, at-bats, doubles and walks; 5th in extra-base hits (32)...**Had a 19-game hitting streak, 6/21-7/10 (.356, 9 2B, 12 RBI, 13 R), 5th-longest streak in league...Named 2nd-best prospect in PL by Baseball America...1997:** Led all MIL minor leaguers in HR and was 2nd in RBI...**Began season with Stockton (A)...Had 13-game hitting streak, 5/28-6/10 (.380, 7 2B, 4 HR, 13 RBI, 10 R)...Promoted to El Paso (AA) and named Texas League Player of the Week, 6/30-7/6...With El Paso, had season-long 14-game hit streak (.327)...Following season, named 4th-best prospect in MIL minor league system by BA...1998:** Led all MIL minor leaguers in HR and RBI...**Split season between El Paso and Louisville (AAA)...International League Player of the Week, 5/25-31...Named 2nd-best prospect in MIL minor league system by BA...1999:** Began season with Louisville...**Named MIL Minor League Player of the Year...Made ML debut, 8/19 at HOU and went 2-for-5 with game-winning RBI...First ML hit came off Chris Holt...Slugged 1st ML home run, 9/5 vs STL...Rated 3rd-best prospect in MIL minor league system by BA...2000:** Split season between MIL and Indianapolis (AAA)...**2001:** Split season between Indianapolis and Huntsville (AA)...**Did not commit an error in 47 games in the field at Indianapolis...2002:** Traded to SD, 3/24...**Led Portland (AAA) and finished 5th among SD minor leaguers in HR...Had 10-game hitting streak, 8/23-9/2 (.405, 3 2B, 2 HR, 5 RBI, 11 R)...2003:** Signed by DET, 1/24 and released, 3/23...**Signed by FLA, 5/30...Appeared in only 10 games for Albuquerque (AAA) before being released, 6/24.**

YEAR	CLUB	AVG	G	AB	R	H	2B	3B	HR	RBI	SH	SF	HP	BB	SO	SB	CS	E
1996	Ogden	.317	71	281	61	89	19	4	9	56	0	5	3	46	54	0	2	11
1997	Stockton	.303	70	267	47	81	20	5	13	45	0	1	0	25	60	4	3	6
	El Paso	.277	65	238	37	66	15	5	10	63	0	5	2	28	40	3	3	9
1998	El Paso	.306	20	85	14	26	6	0	5	14	0	2	2	3	21	2	1	1
	Louisville	.276	124	463	59	128	26	4	23	96	0	4	3	36	97	2	5	9
1999	Louisville	.278	121	442	89	123	27	5	23	87	0	7	4	59	94	2	2	10
	MILWAUKEE	.282	38	117	13	33	3	0	3	23	0	1	0	9	19	1	0	1
2000	MILWAUKEE	.220	40	100	14	22	5	0	2	9	0	1	1	20	21	1	0	3
	Indianapolis	.196	85	286	41	56	10	1	11	44	0	6	1	52	76	0	1	2
2001	Indianapolis	.189	51	159	12	30	5	0	4	20	1	1	1	20	40	0	0	4
	Huntsville	.323	66	232	42	75	16	1	8	38	1	3	1	35	51	0	2	0
2002	Portland	.251	113	390	54	98	14	1	14	48	0	3	3	46	70	1	1	4
	SAN DIEGO	.158	7	19	0	3	0	0	0	0	0	0	0	1	6	1	0	0
2003	Albuquerque	.167	10	24	1	4	0	0	0	1	0	0	0	7	5	0	0	1
Minors Totals		.271	796	2867	457	776	158	27	120	512	2	37	20	357	608	14	20	57
ML Totals		.246	85	236	27	58	8	0	5	32	0	2	1	30	46	3	0	4

BARNETT, TOBY... **B-T:** R-R...**HT:** 6-2; **WT:** 205...**BORN:** August 4, 1979, Perth, Australia...**RESIDES:** Perth...**EDUCATION:** 1996 graduate of Paobury HS...**Attended Southern Illinois University...HOBBIES:** Camping, golfing...**OBTAINED:** Signed by Phillies as an amateur free agent, 6/6/03...**2003:** Spent season with Gulf Coast Phillies (R)...**Served mostly as backup catcher and pinch-hitter...Had 2 hits and 2 RBI, 7/7 at Pirates...Played in Florida Instructional League.**

YEAR	CLUB	AVG	G	AB	R	H	2B	3B	HR	RBI	SH	SF	HP	BB	SO	SB	CS	E
2003	Phillies, GCL	.173	18	52	2	9	2	0	0	4	1	0	3	2	19	1	1	2

BARTHELEMY, RYAN W... **B/3B...** **B-T:** L-R...**HT:** 6-3; **WT:** 225...**BORN:** May 19, 1980, Miami, FL...**RESIDES:** Miami...**EDUCATION:** Florida State University...**OBTAINED:** Phillies 10th round pick in June 2002 draft...**2002:** Spent first pro season with Batavia (A)...**Clubbed 2 HR, 7/7 at Auburn, the first HR of his pro career and his only of the**

MINOR LEAGUE PLAYERS

season... Had a season-best 5 RBI in the next game, 7/8 vs Auburn... Hit in 12 straight games in which he had an at-bat, 8/8-19 (.396, 19-48, 3 2B, 5 RBI)... Hit .305 in 27 August games... Played in Florida Instructional League... **2003:** Played entire season at Lakewood (A)... Reached base safely in 15 of 16 games, 7/13-29... Had season-high 4 hits and 4 RBI, 7/26 at Greensboro.

YEAR	CLUB	AVG	G	AB	R	H	2B	3B	HR	RBI	SH	SF	HP	BB	SO	SB	CS	E
2002	Batavia	.258	68	260	27	67	13	3	2	32	3	5	2	19	56	5	2	9
2003	Lakewood	.221	90	312	23	69	14	1	1	26	1	6	3	21	88	4	3	3
Minors Totals		.238	158	572	50	136	27	4	3	58	4	11	5	40	144	9	5	12

BERMUDEZ, JOSE GREGORIO...RHP...B-T: R-R...**HT:** 6-2; **WT:** 220...**BORN:** February 7, 1985, Puerto Ordaz, VZ...**RESIDES:** Puerto Ordaz...**OBTAINED:** Signed by Phillies as an amateur free agent, 8/14/02... **2003:** Made pro debut with Mariara (R)... Recorded at least 1 SO and pitched at least 2.0 innings in 9 of 10 appearances... Had a 1.47 ERA at home.

YEAR	CLUB	W-L	ERA	G	GS	CG	SHO	SV	IP	H	R	ER	HR	HB	BB	SO	WP	BK
2003	Phillies, VSL	3-3	2.17	10	2	0	0	1	29.0	29	15	7	1	6	7	23	6	0

BERROA, LUIS ANTONIO...LHP...B-T: L-L...**HT:** 6-1; **WT:** 185...**BORN:** February 9, 1983, Ocumare Del Tuy, Miranda, VZ...**RESIDES:** Suapire, Miranda, VZ...**OBTAINED:** Signed by the Phillies as an amateur free agent, 3/5/03... **2003:** Made pro debut with Mariara (R) of Venezuelan Summer League.

YEAR	CLUB	W-L	ERA	G	GS	CG	SHO	SV	IP	H	R	ER	HR	HB	BB	SO	WP	BK
2003	Phillies, VSL	2-1	5.31	10	2	0	0	0	20.1	19	13	12	1	1	13	28	11	1

BLALOCK, JAKE WILLIE...3B/OF...B-T: R-R...**HT:** 6-4; **WT:** 215...**BORN:** August 6, 1983, San Diego, CA...**RESIDES:** San Diego...**EDUCATION:** Graduate of Rancho Bernardo (CA) HS...**OBTAINED:** Phillies 5th round pick in June 2002 draft...**HOBBY:** Working out...**MISC:** Played Little League and Connie Mack... Brother, Hank, was an All-Star third baseman for the Texas Rangers in 2003... **2002:** Made pro debut with Gulf Coast Phillies (R), 7/24 vs Tigers... Hit 1st pro HR, 8/23 at Yankees... Played 11 games in RF, 8 at 3B and 4 in LF... Ranked 17th-best prospect in GCL by *Baseball America*... Played in Florida Instructional League... **2003:** Spent season with Batavia (A)... Became 1st-ever Batavia player to hit for the cycle, 6/26 vs Williamsport (4-4, 3 R, 4 RBI)... Reached base safely in 11 straight games, 7/6-7/17... Tied for 4th in New York-Penn League in triples... Had 15 multi-hit games... Led team in doubles, triples and HR and tied for team lead in walks... Played in Florida Instructional League.

YEAR	CLUB	AVG	G	AB	R	H	2B	3B	HR	RBI	SH	SF	HP	BB	SO	SB	CS	E
2002	Phillies, GCL	.250	25	88	13	22	6	0	1	13	0	3	0	10	15	3	0	3
2003	Batavia	.245	72	261	36	64	23	7	5	31	2	4	2	30	81	9	4	6
Minors Totals		.246	97	349	49	86	29	7	6	44	2	7	2	40	96	12	4	9

BORGIO, ALEX...OF...B-T: R-R...**HT:** 6-0; **WT:** 200...**BORN:** August 5, 1980, Kempton, Allgäu, Germany...**RESIDES:** Cookstown, Ontario, Canada...**EDUCATION:** 1999 graduate of Michael Power/St. Joseph HS... Attended New Mexico State University...**OBTAINED:** Signed by Phillies as an amateur free agent, 6/17/03... **2003:** Made pro debut with Batavia (A)... Hit .304 at home... Promoted to Lakewood, 7/30... Had first career 3-hit game, 8/27 at Greensboro.

YEAR	CLUB	AVG	G	AB	R	H	2B	3B	HR	RBI	SH	SF	HP	BB	SO	SB	CS	E
2003	Batavia	.255	14	47	8	12	3	0	3	5	0	0	5	7	18	1	0	1
	Lakewood	.200	17	50	3	10	3	0	0	1	0	0	1	7	19	0	0	1
Minors Totals		.227	31	97	11	22	6	0	3	6	0	0	6	14	37	1	0	2

BOURGEOIS, NICHOLAS J (Nick)...LHP...B-T: L-L...**HT:** 6-4; **WT:** 215...**BORN:** October 26, 1980, Lake Charles, LA...**RESIDES:** Lake Charles...**EDUCATION:** Tulane University...**OBTAINED:** Phillies 4th round pick in June 2002 draft... **2002:** Made pro debut with Batavia (A), 7/7 at Auburn (2.0 IP, H)... Held opponents to a .200 avg... Averaged 8.3 SO/9.0 IP... Played in Florida Instructional League... **2003:** Spent season with Lakewood (A)... Struck out 10 batters twice, 8/20 vs Charleston, VA and 8/30 vs Kannapolis... Held right-handed batters to .197 avg... Had his best month in August when he went 4-2, 3.48 ERA (6 G, 5 GS)... Phillies Minor League Pitcher of the Week, 8/18-24 (1-0, 7.0 IP, 2 H, 1 BB, 10 SO)...**FIL.**

YEAR	CLUB	W-L	ERA	G	GS	CG	SHO	SV	IP	H	R	ER	HR	HB	BB	SO	WP	BK
2002	Batavia	0-3	5.40	6	5	0	0	0	18.1	13	14	11	1	3	16	17	2	0
2003	Lakewood	7-10	4.42	26	24	0	0	0	110.0	92	64	54	7	9	61	108	10	3
Minors Totals		7-13	4.56	32	29	0	0	0	128.1	105	78	65	8	12	77	125	12	3



MINOR LEAGUE PLAYERS

BOURN, MICHAEL RAY...OF...B-T: L-R...**HT:** 5-11; **WT:** 180...**BORN:** December 27, 1982, Houston, TX...**RESIDES:** Humble, TX...**EDUCATION:** University of Houston...**MISC:** Played for Yarmouth-Dennis Red Sox in the Cape Cod League...**OBTAINED:** Phillies 4th round pick in June 2003 draft...**2003:** Made pro debut with Batavia (A)...Played 18 games in LF, 16 in CF and 1 as DH...2nd on the team in SB...Was 23-for-28 in SB attempts (.821)...Had 12 multi-hit games...Played in Florida Instructional League...Rated 7th-best prospect in Phillies minor league system by *Baseball America*.

YEAR	CLUB	AVG	G	AB	R	H	2B	3B	HR	RBI	SH	SF	HP	BB	SO	SB	CS	E
2003	Batavia	.280	35	125	12	35	0	1	0	4	2	0	3	23	28	23	5	2

BOWERS, SHANE PATRICK...RHP...B-T: R-R...**HT:** 6-5; **WT:** 220...**BORN:** July 27, 1971, Glendora, CA...**RESIDES:** Covina, CA...**EDUCATION:** 1993 graduate of Loyola Marymount University...**OBTAINED:** Signed by Phillies as a minor league free agent, 1/6/04; originally selected by MIN in 21st round of 1993 draft...**1993:** Made pro debut with Elizabethton (R)...**1994:** Began season with Ft. Wayne (A)...MIN's Minor League Player of the Week, 6/17-23...Promoted to Ft. Myers (A), 7/18...**1995:** Had 9th-best ERA in all minor league baseball...Tied for MIN organizational lead in wins...2nd in Florida State League in wins and ERA...FSL All-Star...MIN's Minor League Player of the Month for July...**1996:** Spent season with New Britain (AA)...Finished 2nd on club in innings...**1997:** Began season with New Britain...Won 7 of 8 decisions, 4/15-6/9...Promoted to Salt Lake (AAA), 6/15...MIN's Minor League Pitcher of the Month for June...Had contract purchased, 7/23...Made ML debut in start, 7/26 vs BAL (5.2 IP, 1 ER, 4 H, 3 BB, 3 SO)...**1998:** Spent entire season with Salt Lake...Tied for club lead in CG...**1999:** 2nd season with Salt Lake...11 of first 12 appearances came in relief, before moving to rotation full-time, 5/26...Won 5 straight decisions, 5/31-7/6...**2000:** Signed by Phillies, 4/1, and assigned to Scranton/Wilkes-Barre (AAA)...Shuttled between bullpen and rotation all season...Made 11 straight starts and pitched 3 CG, 6/16-8/6...Reached season highs with 9.0 IP and 11 SO, 7/26 vs Columbus...Compiled a 3.79 ERA in 19 relief appearances...Earned win in final start/appearance of season, 9/3 vs Pawtucket (8.0 IP, 1 ER)...**2001:** Pitched for Yokohama in Japan...**2002:** 2nd year with Yokohama...**2003:** Pitched for Hyuneai in Korean League and led league in ERA.

YEAR	CLUB	W-L	ERA	G	GS	CG	SHO	SV	IP	H	R	ER	HR	HB	BB	SO	WP	BK
1993	Elizabethton	2-0	4.76	7	1	0	0	0	11.1	13	7	6	0	0	1	13	3	0
1994	Ft. Wayne	6-4	3.31	27	11	1	0	5	81.2	76	32	30	3	6	18	72	8	0
	Ft. Myers	0-0	3.57	13	0	0	0	0	17.2	28	7	7	1	0	4	19	2	0
1995	Ft. Myers	13-5	2.16	23	23	1	0	0	145.2	119	43	35	6	12	32	103	6	1
1996	New Britain	6-8	4.19	27	22	1	0	0	131.0	134	71	61	15	6	42	96	11	0
1997	New Britain	7-2	3.41	14	13	1	1	0	71.1	65	29	27	6	4	22	59	2	0
	Salt Lake	6-2	4.79	9	9	1	0	0	56.1	64	35	30	12	3	14	46	2	0
	MINNESOTA	0-3	8.05	5	5	0	0	0	19.0	27	20	17	2	0	8	7	0	0
1998	Salt Lake	9-7	5.89	33	16	2	0	0	110.0	137	76	72	18	1	40	101	6	0
1999	Salt Lake	7-4	5.68	31	18	0	0	0	122.0	149	86	77	25	1	54	103	11	0
2000	Scranton	8-7	4.65	36	17	3	1	1	137.1	129	73	71	19	2	37	99	4	1
2001	Yokohama	3-13	4.39	26	26	0	0	0	127.0	129	65	62	9	4	48	95	4	0
2002	Yokohama	4-8	3.77	24	19	2	1	0	131.1	130	59	55	17	3	41	90	3	0
2003	Hyuneai	13-4	*3.01	-	-	-	-	-	144.0	145	-	-	-	-	46	85	-	-
Minors Totals		64-39	4.23	220	130	10	2	6	884.2	914	459	416	105	35	264	711	55	2
ML Totals		0-3	8.05	5	5	0	0	0	19.0	27	20	17	2	0	8	7	0	0

* League Leader

BRAMASCO, LESLIE OMAR (Omar)...INF...B-T: R-R...**HT:** 6-0; **WT:** 180...**BORN:** October 28, 1981, Orange County, CA...**RESIDES:** Orange County...**EDUCATION:** Long Beach (CA) CC...**OBTAINED:** Phillies 16th round pick in June 2002 draft...**2002:** Made pro debut with Gulf Coast Phillies (R), 6/20 at Yankees...Scored 7 runs in 4 games, 7/25-27...Made 29 appearances at 2B, 15 at SS and 4 at 3B...Played in Florida Instructional League...**2003:** Began season with Lakewood (A)...Assigned to Batavia (A), 5/30...Played 31 games at SS, 11 at 2B and 5 at 3B.

YEAR	CLUB	AVG	G	AB	R	H	2B	3B	HR	RBI	SH	SF	HP	BB	SO	SB	CS	E
2002	Phillies, GCL	.209	46	129	25	27	3	0	3	13	2	1	3	21	43	2	2	5
2003	Lakewood	.138	24	58	3	8	1	0	0	4	2	1	5	10	23	3	0	1
	Batavia	.216	48	148	19	32	7	2	4	10	0	0	5	27	57	3	2	5
Minors Totals		.200	118	335	47	67	11	2	7	27	4	2	13	58	123	8	4	11

BREA, ANGEL ELISANDRO...RHP...B-T: R-R...**HT:** 5-11; **WT:** 160...**BORN:** November 11, 1984, San Juan, DR...**RESIDES:** San Juan...**OBTAINED:** Signed by Phillies as an amateur free agent, 4/14/03...**2003:** Spent 1st pro season with Guanama Phillies (R) in Dominican Summer League.

YEAR	CLUB	W-L	ERA	G	GS	CG	SHO	SV	IP	H	R	ER	HR	HB	BB	SO	WP	BK
2003	Phillies, DSL	3-1	2.75	7	4	0	0	1	19.2	22	8	6	0	1	4	13	2	0

MINOR LEAGUE PLAYERS

BRITO, EUDE EZEQUIEL...LHP..B-T: L-L...**HT:** 5-11; **WT:** 160...**BORN:** August 19, 1978, Sabana de La Mar, DR...**RESIDES:** Sabana de La Mar...**EDUCATION:** Liceo Virginia Pou HS...**OBTAINED:** Signed by Phillies as an amateur free agent, 7/3/98...**1999:** Made pro debut with Gulf Coast Phillies (R)...**2000:** Began season with GC Phillies...6th-best ERA in GCL...Was 2-0, 1.50 ERA in 2 relief appearances...Outrighted to Batavia (A), 8/17...Pitched 1 inning of relief...**2001:** Spent entire season with Lakewood (A) and pitched exclusively in relief for 1st time in pro career...Recorded 1st professional save, 5/1 at Charleston, WV...Did not allow an ER in 14.0 straight IP, 4/13-5/9 (10 games)...Pitched 2.0 or more innings in 18 of 44 games (41%), 3.0 or more in 7...**2002:** Began season in extended spring training...Promoted to Lakewood (A), 4/11...Had a 1.13 ERA in his first 6 appearances (8.0 IP, 1 ER)...Held LHH hitless in 15 at-bats before being promoted to Clearwater (A), 6/2...Posted a 1.17 ERA over 10 appearances, 7/5-8/15 (15.1 IP, 2 ER)...For Clearwater, held left-handers to .184 avg...**2003:** Spent entire season with Clearwater...Held left-handed hitters to .180 avg...Named Phillies Minor League Pitcher of the Week, 7/7-13 (1-1, 3 G, 1 SV, 7.2 IP, 4 H, 1 R, 1 ER, 2 BB, 11 SO).

YEAR	CLUB	W-L	ERA	G	GS	CG	SHO	SV	IP	H	R	ER	HR	HB	BB	SO	WP	BK
1999	Phillies, GCL	0-1	5.02	12	3	0	0	0	28.2	39	22	16	0	0	19	23	4	1
2000	Phillies, GCL	3-5	2.54	9	7	0	0	0	49.2	38	20	14	1	3	19	42	10	0
	Batavia	1-1	5.40	4	3	0	0	0	18.1	16	14	11	0	1	3	11	5	0
2001	Lakewood	4-3	2.73	44	0	0	0	6	69.1	53	28	21	7	2	14	58	3	2
2002	Lakewood	1-1	2.55	11	0	0	0	1	17.2	14	5	5	1	0	6	11	0	0
	Clearwater	3-3	5.71	20	0	0	0	0	34.2	40	22	22	5	0	14	27	7	0
2003	Clearwater	4-3	3.09	36	0	0	0	6	58.1	50	21	20	3	0	27	54	7	2
Minors Totals		16-17	3.55	136	13	0	0	13	276.2	250	132	109	17	6	102	226	36	5

BRITO, JAVIER ENRIQUE...C...B-T: R-R...**HT:** 6-0; **WT:** 187...**BORN:** February 7, 1983, Caracas, VZ...**RESIDES:** Petare, Miranda, VZ...**OBTAINED:** Signed by the Phillies as an amateur free agent, 11/1/02...**2003:** Made pro debut with Mariara (R)...Went 3-for-4, 3 R, 5/14.

YEAR	CLUB	AVG	G	AB	R	H	2B	3B	HR	RBI	SH	SF	HP	BB	SO	SB	CS	E
2003	Phillies, VSL	.195	35	87	11	17	4	0	2	12	0	0	2	9	21	1	4	7

BRUNINK, JOSEPH LEE...IB...B-T: L-R...**HT:** 6-2; **WT:** 200...**BORN:** October 24, 1981, Holland, MI...**RESIDES:** Holland...**EDUCATION:** 2000 graduate of Holland Christian (MI) HS...Attended Grand Valley (MI) State University, where he majored in Business Administration...**HOBBY:** Spending time with wife...**OBTAINED:** Phillies 15th round pick in June 2003 draft...**2003:** Began pro career with Batavia (A)...Hit .282 in June...Played in Florida Instructional League.

YEAR	CLUB	AVG	G	AB	R	H	2B	3B	HR	RBI	SH	SF	HP	BB	SO	SB	CS	E
2003	Batavia	.195	42	154	16	30	6	1	2	14	0	2	2	15	50	5	3	4

BUTTO, FRANCISCO LUIS...RHP..B-T: R-R...**HT:** 6-1; **WT:** 200...**BORN:** May 11, 1980, Maturin, VZ...**RESIDES:** Maturin...**OBTAINED:** Signed by Phillies as an amateur free agent, 2/9/99...**1999:** Made pro debut with La Victoria Phillies (R) in the Venezuelan Summer League...**2000:** Ranked 2nd in Venezuelan Summer League in ERA (2.04) and 3rd in strikeouts (76)...Pitched only shutout on Phillies' VSL staff...**2001:** Pitched exclusively in relief for Gulf Coast Phillies (R)...Pitched 11.0 consecutive scoreless innings (7 games), 7/26-8/18...Had a 1.80 ERA in 6 home games...Played winter ball for Aragua, Venezuela...**2002:** Led Gulf Coast League in CG and SHO and tied for 2nd in wins...Tied for Phillies minor league lead in SHO and led all Phillies short-season minor leaguers in CG...Had a 1.66 ERA in 9 starts...Went 3-1, 1.04 ERA in August...Did not allow a run in final 2 starts of season (14.0 IP)...Held opponents to .176 avg...Made one start in GCL playoffs (5.0 IP, 2 ER)...Pitched winter ball for Aragua, VZ...**2003:** Pitched entire season at Lakewood (A)...Led South Atlantic League in ERA the first 3 months of the season...Named Phillies Minor League Pitcher of the Week, 6/9-15 (1-0, 2 GS, 12.2 IP, 5 H, 2 R, 2 ER, 3 BB, 7 SO)...Lost final 6 starts, 8/4-9/1...Led team in wins, ERA, starts and innings.

YEAR	CLUB	W-L	ERA	G	GS	CG	SHO	SV	IP	H	R	ER	HR	HB	BB	SO	WP	BK
1999	Phillies, VSL	5-2	4.37	15	4	0	0	1	47.1	42	24	23	1	6	32	43	2	1
2000	Phillies, VSL	4-3	2.04	14	9	1	1	1	61.2	39	26	14	2	8	26	76	7	1
2001	Phillies, GCL	2-3	2.42	15	0	0	0	2	26.0	22	10	7	1	1	12	20	1	0
2002	Phillies, GCL	7-2	2.31	12	9	3	2	1	62.1	37	18	16	1	4	20	52	0	2
2003	Lakewood	10-12	3.03	27	25	2	1	0	148.2	134	65	50	8	6	59	104	10	1
Minors Totals		28-22	2.86	83	47	6	4	5	346.0	274	143	110	13	25	149	295	20	5

MINOR LEAGUE PLAYERS

CABLE, RICHARD TAFT (Taft)...RHP...B-T: R-R...HT: 6-2; WT: 200...BORN: July 25, 1980, Greensboro, NC...RESIDES: Browns Summit, NC...EDUCATION: Attended University of North Carolina-Greensboro...MISC: Played Little League and Connie Mack ball...HOBBIES: Fishing, hunting...OBTAINED: Phillies 8th round pick in June 2001 draft...2001: Began pro career with Batavia, 6/30 vs Oneonta (1.1 IP, 1 ER)...Led all Phillies short-season pitchers in SO...Came on in relief for first 2 appearances of season before moving into starting rotation permanently...Got 1st pro win, 8/19 (1) at Utica (7.0 IP, 1 ER, 9 SO)...Struck out a season-high 9 batters 3 times...Pitched in Florida Instructional League...2002: Led South Atlantic League in innings and tied for 1st in CG and SHO...Tied for team lead in wins...Pitched at least 6.0 IP in 20 of 27 starts, 7.0 IP in 17, 8.0 IP in 10 and 9.0 IP in 4...Allowed 3 ER or less in 20 of 27 starts...Struck out a season-high 12 batters, 6/7 at Asheville (7.0 IP)...Earned the decision in his final 7 starts of the season, but did not win or lose 2 straight...2003: Split season between Clearwater (A) and Reading (AA)...Pitched mainly in relief for Clearwater...18 of 26 relief appearances were scoreless...Promoted to Reading, 6/2...Returned to Clearwater, 6/9...Promoted to Reading, 7/5, to start Game 2 of a DH...Assigned to Clearwater, 7/7 before returning to Reading and making one appearance, 8/30.

YEAR	CLUB	W-L	ERA	G	GS	CG	SHO	SV	IP	H	R	ER	HR	HB	BB	SO	WP	BK
2001	Batavia	1-3	3.34	14	12	1	0	0	67.1	65	33	25	2	2	19	64	1	1
2002	Lakewood	11-10	3.76	27	27	#5	#2	0	*177.1	174	84	74	20	11	24	115	5	0
2003	Clearwater	4-3	3.41	31	5	0	0	1	71.1	61	29	27	8	5	25	42	1	0
	Reading	0-1	2.51	4	3	0	0	0	14.1	8	4	4	3	0	4	13	0	0
Minors Totals		16-17	3.54	76	47	6	2	1	330.1	308	150	130	33	18	72	234	7	1

* League Leader # Tied for League Lead

CABRERA, NATHAN...RHP...B-T: R-R...HT: 6-5; WT: 240...BORN: January 25, 1983, Wheatridge, CO...RESIDES: Arvada, CO...EDUCATION: 2001 graduate of Arvada HS...Trinidad State (CO) JC...HOBBIES: Baseball...OBTAINED: Phillies 16th round pick in June 2003 draft...2003: Began pro career with Gulf Coast League (R)...Made 3 starts and 2 relief appearances...Pitched in Florida Instructional League.

YEAR	CLUB	W-L	ERA	G	GS	CG	SHO	SV	IP	H	R	ER	HR	HB	BB	SO	WP	BK
2003	Phillies, GCL	0-1	5.56	5	3	1	0	0	11.1	9	8	7	0	0	5	9	1	0

CAMACHO, WILFREDO ANTONIO...RHP...B-T: R-R...HT: 6-2; WT: 186...BORN: January 1, 1984, La Cueva de Cevicos, DR...RESIDES: La Cueva de Cevicos...OBTAINED: Signed by Phillies as an amateur free agent, 4/30/03...2003: Spent 1st pro season with Guanuma Phillies (R) in Dominican Summer League.

YEAR	CLUB	W-L	ERA	G	GS	CG	SHO	SV	IP	H	R	ER	HR	HB	BB	SO	WP	BK
2003	Phillies, DSL	4-1	3.35	12	4	0	0	0	40.1	35	21	15	3	3	19	30	3	1

CARRASCO, RAFAEL EDUARDO...LHP...B-T: L-L...HT: 5-11; WT: 195...BORN: May 6, 1983, Santiago, DR...RESIDES: Santiago...OBTAINED: Signed by Phillies as an amateur free agent, 12/18/02...2003: Spent 1st pro season with Guanuma Phillies (R) in Dominican Summer League.

YEAR	CLUB	W-L	ERA	G	GS	CG	SHO	SV	IP	H	R	ER	HR	HB	BB	SO	WP	BK
2003	Phillies, DSL	0-2	7.24	12	3	0	0	0	27.1	30	28	22	3	4	20	24	3	0

CARTER, RYAN RUDOLPH...LHP...B-T: L-L...HT: 6-7; WT: 245...BORN: October 1, 1979, Modesto, CA...RESIDES: Riverbank, CA...EDUCATION: 1997 graduate Beyer HS; attended UCLA...MISC: Played Little League, Connie Mack and American Legion ball...In 1999 pitched for the Cotuit Kettleers of the Cape Cod League...Ranked 87th in *Baseball America's* Top 150 draft-eligible college prospects...HOBBIES: Movies, sports...OBTAINED: Phillies 8th round pick in June 2000 draft; previously drafted by PIT in 14th round of June 1997...2000: Made pro debut with Batavia (A)...Led all Phillies short-season minor leaguers in strikeouts (67)...Threw 1st pro CG, 7/16 at Utica in 2nd game of DH (6.0 IP, 4 H, 2 ER, 2, SO)...Recorded a decision in all but 2 starts...Posted 2.03 ERA on road (40.0 IP, 9 ER)...Phillies Minor League Pitcher of the Week, 8/28-9/3...2001: Began season at Lakewood (A)...Pitched back-to-back 8.0 inning games and allowed just 1 ER, 5/25-31 (17 SO in 16.0 IP)...Promoted to Clearwater (A), 6/25...Pitched CG, 7/16 at Vero Beach (6.0 IP, 1 ER)...Phillies Minor League Pitcher of the Week, 7/16-22 (1-1, 0.72 ERA, 12.2 IP, 1 ER, 8 SO)...Won final 2 starts of season, 8/22 at Ft. Myers (5.0 IP, 3 ER) and 8/28 vs Dunedin (7.0 IP, 2 ER)...Pitched in Florida Instructional League...2002: Spent season with Clearwater...Reached season highs with 8.2 IP and 12 SO, 8/9 at Tampa as he pitched a 2-hitter, but lost; was also only CG of season...Won 5 of final 6 decisions...Posted a 1.52 ERA in his final 4 starts (23.2 IP, 4 ER)...Held LHH to .212 avg...FIL...2003: Spent season at Reading (AA)...Won first game of season, 5/27 at Erie (6.0 IP, 5 H, 2 R, ER, 1 BB, 3 SO)...Had 2 DL stints in June (left ankle sprain)...Placed on DL, 7/25 (left shoulder inflammation) and missed remainder of season.

MINOR LEAGUE PLAYERS



YEAR	CLUB	W-L	ERA	G	GS	CG	SHO	SV	IP	H	R	ER	HR	HB	BB	SO	WP	BK
2000	Batavia	5-6	4.00	13	13	1	0	0	72.0	63	36	32	2	2	33	67	8	0
2001	Lakewood	3-7	3.92	14	13	0	0	0	80.1	73	39	35	6	8	34	76	5	0
	Clearwater	3-4	5.55	11	11	1	0	0	58.1	67	39	36	9	3	36	56	3	0
2002	Clearwater	9-9	4.34	25	24	1	0	0	134.2	129	74	65	9	5	68	101	7	0
2003	Reading	2-7	6.00	17	17	0	0	0	75.0	105	61	50	7	7	32	47	5	0
Minors Totals		22-33	4.67	80	78	3	0	0	420.1	437	249	218	33	25	203	347	28	0

CASTELLANO, JOHN S...C/IB...B-T: R-R...HT: 5-11; WT: 180...BORN: September 8, 1977, North Babylon, NY...RESIDES: Boynton Beach, FL...EDUCATION: Graduate of North Babylon (NY) HS...Attended Indian River (FL) CC...OBTAINED: Signed by Phillies as a minor league free agent, 11/12/03; originally drafted by LA in 66th round of June 1997 draft...1998: Made pro debut with Great Falls (R)...1999: Began the season with Vero Beach (A) batting .444...Assigned to Great Falls (R)...Made 4 errors in 344 total chances as a catcher (.988)...2000: Released by LA, 4/2...Signed with independent Long Island of Atlantic League in May...Made appearances at 3B, C, LF and DH...Hit .343 (23-67) for month of May with 14 RBI...Had a 9-game hitting streak, 6/11-28 (.400)...Drove in 20 runs over 26 games during month of August...2001: Signed by SEA, 1/11...Played entire season with Wisconsin (A)... Named Wisconsin's MVP by SEA organization...Completed season with 32 multi-hit games...Collected at least one hit in 68 of 99 games played...Finished month of August batting .435 (40-92), scoring 21 runs with 13 doubles and 20 RBI...Re-signed by SEA, 10/25...2002: Split season between San Bernardino (A) and San Antonio (AA)...Set pro highs in games and hits between both stops...Batted .429 and drove in 8 runs with bases loaded...Hit .380, 14 RBI during May...Had season-high 6 hits, 6/1 at Lancaster...Promoted to San Antonio, 6/13...Played in 5 post-season games...2003: Began season with San Antonio...Played in 6 games before being assigned to Inland Empire (A)...Named California League Batter of the Week twice; 5/26-6/1 (.400, 2 R, 2 2B, HR, 6 RBI) and 8/4-10 (.406, 2 R, 2 2B, 1 3B, 8 RBI)...Had 3 four-hit games and 5 four-RBI games...Reached base safely in 20 of 22 games, 5/10-6/3...Had a 24-game hitting streak, 6/17-7/15 (.333)...Batted .323 vs RHP...Knocked in 25 runs during August.

YEAR	CLUB	AVG	G	AB	R	H	2B	3B	HR	RBI	SH	SF	HP	BB	SO	SB	CS	E
1998	Great Falls	.267	35	101	10	27	5	0	1	16	1	2	1	15	12	2	3	5
1999	Vero Beach	.444	6	18	3	8	0	0	0	0	1	0	0	2	0	0	0	0
	Great Falls	.246	37	134	13	33	6	1	1	25	0	4	2	9	8	3	2	4
2000	Long Island (Ind.)	.330	100	330	43	109	16	1	5	51	1	2	5	23	21	4	4	18
2001	Wisconsin	.334	99	377	59	126	34	0	14	81	3	6	6	19	35	13	5	10
2002	San Bernardino	.335	63	239	35	80	18	0	3	36	0	4	2	23	25	6	3	7
	San Antonio	.263	55	194	15	64	10	0	1	20	0	3	0	10	30	3	3	3
2003	San Antonio	.133	6	15	1	2	0	0	0	2	0	0	0	1	4	0	0	0
	Inland Empire	.306	114	461	61	141	34	2	12	80	0	3	4	32	50	11	3	8
Minors Totals		.304	415	1539	197	468	107	3	32	260	5	22	15	111	164	38	19	37

CENTENO, MANUEL JOAQUIN...OF...B-T: R-R...HT: 6-2; WT: 182...BORN: September 23, 1984, Rivas, Nicaragua...RESIDES: Rivas...OBTAINED: Signed by Phillies as an amateur free agent, 2/17/03...2003: Made pro debut with Mariara Phillies (R) of Venezuelan Summer League...Hit .304 in May.

YEAR	CLUB	AVG	G	AB	R	H	2B	3B	HR	RBI	SH	SF	HP	BB	SO	SB	CS	E
2003	Phillies, VSL	.241	42	116	16	28	5	1	3	24	3	4	4	21	20	4	3	2

CERRATO, JUSTIN G...RHP...B-T: R-R...HT: 6-2 WT: 205...BORN: June 14, 1982, Largo, FL ...RESIDES: Clearwater, FL...EDUCATION: Attended University of North Florida...HOBBY: Fishing...OBTAINED: Phillies 29th round pick in June 2003 draft...2003: Began pro career with Gulf Coast Phillies (R)...Pitched in 2 games...Promoted to Lakewood (A), 7/20...Did not allow an ER in 6 of 9 appearances...Held right-handers to .208 avg.

YEAR	CLUB	W-L	ERA	G	GS	CG	SHO	SV	IP	H	R	ER	HR	HB	BB	SO	WP	BK
2003	Phillies, GCL	0-0	3.00	2	1	0	0	0	3.0	2	1	1	0	0	1	2	0	0
	Lakewood	0-1	4.42	9	0	0	0	0	18.1	22	10	9	1	0	7	15	1	0
Minors Totals		0-1	4.22	11	1	0	0	0	21.1	24	11	10	1	0	8	17	1	0

CESPEDES, CESAR E...OF...B-T: S-R...HT: 6-0; WT: 160...BORN: June 8, 1982, Azua, DR...RESIDES: Azua...OBTAINED: Signed by Phillies as an amateur free agent, 11/2/01...2002: Spent 1st pro season with Guanama Phillies (R)...2003: Spent season with Gulf Coast Phillies (R)...Moved from SS to OF...Had season-high 4 BB and 4 R, 8/13 at Tigers...Made 2 pitching appearances (3.0 IP, 1 ER, 3 SO).



MINOR LEAGUE PLAYERS

CEPPEDES (Continued)

YEAR	CLUB	AVG	G	AB	R	H	2B	3B	HR	RBI	SH	SF	HP	BB	SO	SB	CS	E
2002	Phillies, DSL	.230	51	139	25	32	4	1	2	19	5	0	5	23	43	8	6	32
2003	Phillies, DSL	.263	6	19	3	5	1	0	0	5	1	1	0	0	4	3	0	-
	Phillies, GCL	.178	45	118	18	21	3	2	2	11	2	0	3	17	39	7	3	1
Minors Totals		.210	102	276	46	58	8	3	4	35	8	0	8	40	86	18	9	-

CONCEPCION, ALEXANDER...RHP...**B-T:** R-R...**HT:** 6-1; **WT:** 180...**BORN:** September 27, 1984, Santo Domingo, DR...**RESIDES:** Santo Domingo...**OBTAINED:** Signed by Phillies as an amateur free agent, 4/14/03...**2003:** Spent 1st pro season with Guanuma Phillies in Dominican Summer League.

YEAR	CLUB	W-L	ERA	G	GS	CG	SHO	SV	IP	H	R	ER	HR	HB	BB	SO	WP	BK
2003	Phillies, DSL	2-1	3.31	9	7	0	0	0	32.2	28	12	12	0	3	10	38	1	0

CORTEZ, JOSE M...C...**B-T:** S-R...**HT:** 6-1; **WT:** 210...**BORN:** December 15, 1980, Upland, CA...**RESIDES:** Chino, CA...**EDUCATION:** Pomona-Pitzer (CA) College...**MISC:** Tied NCAA Division III career HR record with 70...**HOBBIES:** Ping-pong, lifting weights...**OBTAINED:** Phillies 14th round pick in June 2003 draft...**2003:** Began pro career with Batavia (A)...Played in Florida Instructional League.

YEAR	CLUB	AVG	G	AB	R	H	2B	3B	HR	RBI	SH	SF	HP	BB	SO	SB	CS	E
2003	Batavia	.169	41	142	9	24	2	0	1	17	1	1	1	12	34	0	1	4

COSBEY, CHRISTOPHER LEE (Chris)...OF...**B-T:** L-L...**HT:** 5-9; **WT:** 160...**BORN:** November 14, 1974, Pasadena, CA...**RESIDES:** Arcadia, CA...**EDUCATION:** 1993 graduate of Arcadia (CA) HS...1998 graduate of Pepperdine University...**HOBBIES:** Photography, reading, coaching high school baseball...**OBTAINED:** Acquired by Phillies from Milwaukee for cash, 6/3/03; originally signed by OAK as a non-drafted free agent, 6/12/98...**1998:** Made pro debut with South Oregon (A)...**1999:** Spent season with Modesto (A)...Released, 10/27...**2000:** Did not play...**2001:** Signed with Evansville (Independent) of the Frontier League...**2002:** Hit .300 for Brockton of the Independent Northern League...**2003:** Signed by MIL, 1/14/03...Started season with Huntsville (AA)...Had 6-game hitting streak, 4/9-4/20...Acquired by Phillies, 6/3, and assigned to Clearwater (A)...Had a season-high 4 hits, 8/27 at Dunedin...Batted .333 in August (35-105, 8 2B, 6 RBI, 9 BB).

YEAR	CLUB	AVG	G	AB	R	H	2B	3B	HR	RBI	SH	SF	HP	BB	SO	SB	CS	E
1998	So. Oregon	.286	49	185	30	53	9	4	0	20	0	1	1	14	33	7	2	1
1999	Modesto	.200	39	90	16	18	4	0	0	7	1	1	1	9	23	9	4	1
2000	Did not play																	
2001	Evansville (Ind.)	.295	70	251	48	74	8	4	2	24	6	0	2	29	33	38	5	3
2002	Brockton (Ind.)	.300	89	340	68	102	20	2	1	34	6	5	1	36	37	20	7	3
2003	Huntsville	.171	33	70	9	12	4	0	0	6	4	1	2	13	21	9	1	0
	Clearwater	.246	65	240	31	59	9	2	0	16	5	1	1	26	27	8	7	2
Minors Totals		.243	186	585	86	142	26	6	0	49	10	4	5	62	104	33	14	4

CROSLAND, JASON...3B...**B-T:** R-R...**HT:** 6-2; **WT:** 215...**BORN:** August 30, 1982, Twin Falls, ID...**RESIDES:** Lamar, CO...**EDUCATION:** Lamar (CO) CC...**MISC:** Finished 3rd in national junior college ranks with 23 HR in 2003...**HOBBIES:** Baseball, hanging out with friends...**OBTAINED:** Phillies 9th round pick in June 2003 draft...**2003:** Began pro career with Gulf Coast Phillies (R)...Reached base safely in 10 straight games, 7/12-21...Hit .306 in 21 home games...Led team in HR...Played in Florida Instructional League.

YEAR	CLUB	AVG	G	AB	R	H	2B	3B	HR	RBI	SH	SF	HP	BB	SO	SB	CS	E
2003	Phillies, GCL	.263	44	152	20	40	6	2	6	22	0	2	6	12	43	4	3	5

CRUZ, EDGAR O...C...**B-T:** R-R...**HT:** 6-3; **WT:** 225...**BORN:** August 12, 1978, Humacao, PR...**RESIDES:** Juncos, PR...**EDUCATION:** Superior Technological...**OBTAINED:** Re-signed as a minor league free agent, 2/5/04; originally selected by CLE in 2nd round of June 1997 draft...Played winter ball for Santurce, PR...**1997:** Began pro career with Burlington (R)...**1998:** Split season between Columbus (A) and Kinston (A)...South Atlantic League All-Star...Reached pro highs in nearly every offensive category...**1999:** Once again, split season between Columbus and Kinston...Scored a season-best 4 runs, 6/15 vs Savannah...Clubbed 2 HR with a season-high 4 RBI, 8/10 vs Augusta...**2000:** Spent entire season with Columbus...Homered in back-to-back games, 5/26-27 vs Charleston, SC...**2001:** Began season with Kinston...Appeared in 14 games before being transferred to Columbus...Collected a season-high 4 hits, 8/17 at Lakewood...**2002:** Began season with Clearwater (A)...Went 2-for-5, 2B, HR and season-high 4 RBI, 5/17 vs Lakeland...Hit .297 vs LHP...Promoted to Reading (AA), 7/29, and appeared in 1 game (2-4) before being sent back to

MINOR LEAGUE PLAYERS

Clearwater, 8/2...Played in Florida Instructional League...Played winter ball for Santurce, PR...**2003**: Won Larry Rojas Award in spring training...Began season with Reading...Hit safely in 7 of first 10 games he appeared in...Transferred to Clearwater, 5/22, and appeared in 11 games before being sent back to Reading, 6/15...Picked off 2 runners in 1 inning (5th), 8/2 vs Trenton...Threw out 34.4% (22-64) of potential basestealers.

YEAR	CLUB	AVG	G	AB	R	H	2B	3B	HR	RBI	SH	SF	HP	BB	SO	SB	CS	E
1997	Burlington	.211	46	171	18	36	7	0	5	29	0	0	1	14	54	0	1	8
1998	Columbus	.247	107	396	59	98	27	0	16	65	0	3	7	34	97	1	0	12
	Kinston	.152	9	33	1	5	2	0	0	3	0	0	0	9	0	0	0	0
1999	Kinston	.150	35	133	13	20	11	0	2	14	1	0	2	9	46	0	0	4
	Columbus	.216	62	232	22	50	10	0	4	23	0	1	0	20	54	0	0	7
2000	Columbus	.181	90	320	44	58	13	1	11	38	3	6	8	21	81	0	0	15
2001	Kinston	.128	15	47	5	6	1	0	0	3	0	0	0	3	10	0	0	2
	Columbus	.205	33	112	11	23	6	0	4	10	0	0	3	10	28	2	2	2
2002	Clearwater	.214	73	243	26	52	11	0	7	17	2	0	1	18	58	0	0	6
	Reading	.500	1	4	0	2	0	0	0	0	0	0	0	1	0	0	0	0
2003	Reading	.221	62	213	18	47	11	0	4	23	2	3	1	11	37	0	0	4
	Clearwater	.162	11	37	3	6	3	0	0	3	2	1	0	3	5	0	0	0
Minors Totals		.208	544	1941	220	403	102	1	53	227	10	14	23	143	480	3	3	60

CUEVAS, PHILLIP...INF...B-T: R-R...HT: 5-11; WT: 160...BORN: June 30, 1985, Sabana Grande de Palanque, DR ...RESIDES: Sabana Grande...OBTAINED: Signed by Phillies as an amateur free agent, 1/8/03...2003: Made pro debut with Gulf Coast Phillies (R)...Batted .286 during June...Assigned to Dominican Summer League (R), 7/21, where he finished the season...Played in Florida Instructional League.

YEAR	CLUB	AVG	G	AB	R	H	2B	3B	HR	RBI	SH	SF	HP	BB	SO	SB	CS	E
2003	Phillies, GCL	.208	22	77	7	16	2	1	0	1	0	0	2	4	23	0	2	7
	Phillies, DSL	.200	38	120	17	24	4	1	0	11	1	2	5	10	27	4	7	-
Minors Totals		.203	60	197	24	40	6	2	0	12	1	2	7	14	50	4	9	-

DAVIS, TIMOTHY DEWAYNE (Tim)...LHP...B-T: L-L...HT: 6-4; WT: 230...BORN: April 8, 1979, Pascagoula, MS...RESIDES: Lucedale, MS...EDUCATION: 2001 graduate of University of South Alabama...OBTAINED: Phillies 15th round pick in June 2001 draft...2001: Made pro debut with Batavia (A), 6/30 vs Oneonta... Earned 1st win, 8/15 vs Hudson Valley...Pitched 12.2 scoreless innings (6 G) to end season...Pitched in Florida Instructional League...2002: Began season on DL...Activated, 7/12 and assigned to Lakewood (A)...Did not allow a run in 6 straight appearances (9.2 IP), 8/5-23...Held opponents to .140 avg...2003: Missed entire season due to personal reasons.

YEAR	CLUB	W-L	ERA	G	GS	CG	SHO	SV	IP	H	R	ER	HR	HB	BB	SO	WP	BK
2001	Batavia	2-0	3.51	16	0	0	0	0	33.1	25	16	13	1	2	13	26	1	0
2002	Lakewood	0-0	1.88	11	0	0	0	2	14.1	7	5	3	0	0	7	8	2	0
2003	Did not play																	
Minors Totals		2-0	3.02	27	0	0	0	2	47.2	32	21	16	1	2	20	34	3	0

DAWSON, CARL LAYNE (Layne)...RHP...B-T: R-R...HT: 6-2; WT: 183...BORN: September 13, 1979, Memphis, TN...RESIDES: Somerville, TN...EDUCATION: 1997 graduate Fayette Academy; attended the University of Memphis...MISC: Played Little League, Connie Mack and American Legion ball...HOBBIES: Karate (2nd degree black belt), hunting, fishing...OBTAINED: Phillies 26th round pick in June 2001 draft...2001: Made pro debut with Gulf Coast Phillies (R), 6/25 vs Royals (5.0 IP, 3 H, 4 SO)...Led team in SO, 2nd in IP...2002: Spent entire season with Lakewood (A)...Tied for 1st in South Atlantic League in SHO and finished 9th in ERA...Pitched almost exclusively in relief for the first 4 months of the season...Moved into rotation full-time in August and made 5 starts...Pitched at least 7.0 innings in all 5 starts, including back-to-back 9.0-inning SHO, 8/11 & 17...Struck out a season-high 10 batters, 8/11 vs Savannah...Won final 4 starts and had a 0.66 August ERA...Won Phillies Minor League Pitcher of the Week honors two consecutive weeks, 8/5-11 and 8/12-18...Named SAL Pitcher of the Week, 8/9-15 (1-0, SHO, 9.0 IP, 10 SO, 0 BB)...Went 5-1, 1.29 ERA in 8 starts...Held RHH to .227 avg...2003: Split season between Clearwater (A) and Reading (AA)...Phillies Minor League Pitcher of the Week, 5/12-18 (1-0, 9.0 IP, 4 H, 1 BB, 9 SO)...Florida State League All-Star...Won 3 straight starts twice, 4/19-4/29 and 5/15-5/27...Struck out 9 batters, 5/15 at Brevard Co...Promoted to Reading, 6/23...Pitched 7.0 shutout innings, 7/14 at Harrisburg.

YEAR	CLUB	W-L	ERA	G	GS	CG	SHO	SV	IP	H	R	ER	HR	HB	BB	SO	WP	BK
2001	Phillies, GCL	3-3	2.08	10	0	0	0	1	47.2	42	20	11	2	1	5	51	4	1
2002	Lakewood	7-4	2.76	27	8	3	#2	5	117.1	103	41	36	5	5	21	89	5	0
2003	Clearwater	6-3	3.24	14	10	1	1	2	66.2	77	33	24	2	4	13	31	1	0
	Reading	1-9	7.42	14	14	2	0	0	74.0	102	65	61	12	4	27	45	3	0
Minors Totals		17-19	3.89	65	40	6	3	8	305.2	324	159	132	21	14	66	216	13	1

Tied for League Lead



MINOR LEAGUE PLAYERS

DECHRISTOFARO, VINCENT A. (Vinny)...LHP...**B-T:** L-L...**HT:** 6-3; **WT:** 170...**BORN:** April 2, 1982, Jersey City, NJ...**RESIDES:** Richmond Hill, GA...**EDUCATION:** 2001 graduate Richmond Hill HS...**MISC:** Played Little League and Babe Ruth ball...**HOBBIES:** Bowling, pool, drawing, going out...**OBTAINED:** Phillies 7th round pick in June 2001 draft...**2001:** Made pro debut with Gulf Coast League Phillies (R), 6/25 at Royals and struck out 6 batters in 4.0 IP...Earned his 1st pro win in his 2nd start, 6/30 at Royals...Did not allow an ER in first 16.1 IP of pro career...Pitched in Florida Instructional League...**2002:** Spent entire season with Lakewood (A)...Pitched season-high 8.0 innings (CG), 5/28 at Greensboro...Placed on DL, 8/2 (left elbow inflammation)...Pitched at least 5.0 innings in 19 of 22 starts...Lost final 7 decisions of season...**2003:** Opened season at Lakewood (A)...Appeared in 6 games before being sent down to Batavia (A), 5/10...Had a 2.81 ERA in 12 relief appearances and 8.74 ERA in 3 starts.

YEAR	CLUB	W-L	ERA	G	GS	CG	SHO	SV	IP	H	R	ER	HR	HB	BB	SO	WP	BK
2001	Phillies, GCL	1-2	2.17	9	9	0	0	0	37.1	32	12	9	0	0	14	33	3	0
2002	Lakewood	3-10	4.92	22	22	1	0	0	130.0	155	88	71	4	4	37	62	8	0
2003	Lakewood	0-2	6.65	6	4	0	0	0	23.0	24	19	17	1	0	23	17	4	0
	Batavia	4-0	4.62	15	3	0	0	0	37.0	36	21	19	2	0	20	32	1	0
Minors Totals		8-14	4.59	52	38	1	0	0	227.1	247	140	116	7	4	94	144	16	0

DE LA CRUZ, JULIO...RHP...**B-T:** R-R...**HT:** 6-1; **WT:** 170...**BORN:** October 7, 1980, Cotul, DR...**RESIDES:** Cotul...**EDUCATION:** Liceo Fed. Henriquez y Carbejar...**OBTAINED:** Signed by Phillies as an amateur free agent, 1/10/01...**2001:** Made pro debut with La Vega Phillies (R) in Phillies Dominican Summer League...**2002:** Spent season with Gulf Coast Phillies (R)...Recorded all 3 wins in successive appearances, 7/24-31...Promoted to Clearwater (A), 8/26, but did not pitch due to finger laceration...Pitched in Florida Instructional League...**2003:** Spent season at Batavia (A)...Had a 3.24 ERA at home...FIL.

YEAR	CLUB	W-L	ERA	G	GS	CG	SHO	SV	IP	H	R	ER	HR	HB	BB	SO	WP	BK
2001	Phillies, DSL	1-2	3.89	10	7	0	0	0	37.0	39	19	16	1	5	13	20	3	1
2002	Phillies, DSL	4-2	1.71	7	7	0	0	0	42.0	27	9	8	1	5	11	40	1	1
	Phillies, GCL	3-0	3.56	7	5	0	0	0	30.1	28	12	12	1	2	12	25	0	0
2003	Batavia	1-6	4.37	12	12	0	0	0	55.2	44	33	27	7	2	22	50	2	0
Minors Totals		9-10	3.44	36	31	0	0	0	165.0	138	73	63	10	14	58	135	6	2

DELACRUZ, MAXIMINO...RHP...**B-T:** R-R...**HT:** 6-1; **WT:** 163...**BORN:** May 29, 1985, Santo Domingo, DR...**RESIDES:** Santo Domingo...**OBTAINED:** Signed by Phillies as an amateur free agent, 11/7/01...**2002:** Began pro career with Guanama Phillies (R) in Dominican Summer League...Transferred to Gulf Coast Phillies (R) and appeared in 2 games (1 start)...**2003:** Pitched the entire season with Guanama Phillies (R) in DSL...Averaged 9.1 SO/9.0 IP...2nd on team in wins.

YEAR	CLUB	W-L	ERA	G	GS	CG	SHO	SV	IP	H	R	ER	HR	HB	BB	SO	WP	BK
2002	Phillies, DSL	4-2	2.48	11	10	0	0	0	58.0	43	20	16	3	4	16	40	8	2
	Phillies, GCL	1-0	1.17	2	1	0	0	0	7.2	4	1	1	0	2	5	1	0	
2003	Phillies, DSL	5-3	3.55	18	8	1	0	2	71.0	72	32	28	2	2	14	72	4	0
Minors Totals		10-5	2.96	31	19	1	0	2	136.2	119	53	45	5	8	32	117	13	2

DESCHAIINE, JAMES J. (Jim)...3B/OF...**B-T:** R-R...**HT:** 6-0; **WT:** 220...**BORN:** September 18, 1977, Los Angeles, CA...**RESIDES:** Bristol, CT...**EDUCATION:** Brandeis (MA) University...**OBTAINED:** Signed by Phillies as a minor league free agent, 5/8/03; originally selected by CHI in 10th round of the 1999 June draft...**1999:** Made pro debut with Eugene (A)...Hit a grand slam against Boise, 8/1...Batted .308 (32-104) with 6 HR and 21 RBI in July...Ranked second on team in games, runs, hits and tied for team lead in RBI...**2000:** Finished 10th in Midwest League in batting and fourth in total bases (229) for Lansing (A)...Had 10-game hitting streak, 5/15-24...Led team in BB...Tied for team lead in triples and was 2nd in doubles, HR and RBI...Hit .327 (70-214), 63 RBI with runners on base...Promoted to Iowa in September and homered twice in 5 games...**2001:** Named 3B on Florida State League All-Star team after spending season with Daytona...Tied for league lead in HR and was second in games, third in total bases (233) and RBI and fifth in hits, extra-base hits and HR/AB ratio (1/23.10)...Finished tenth in batting...Had a 10-game hitting streak, 4/17-26...Had a season-high 2 HR 3 times: 4/19 vs Lakeland, 6/19 vs Tampa and 9/2 vs Jupiter...Florida State League Player of the Week 4/16-22...Acquired by TOR, 12/18, as player to be named with LHP Felix Heredia for SS Alex Gonzalez...**2002:** Hit .348 (16-46) with 3 HR, 14 RBI in 14 games for Tennessee (AA), 6/13-7/1...**2003:** Began season with New Haven (AA)...Released by TOR, 5/3...Signed by Phillies, 5/8, and assigned to Clearwater...Played 11 games in LF, 10 at DH, 5 at 2B, and 1 at 1B...Batted .373 vs RHP...Went 4-4 with 3 RBI, 5/31 at Dunedin...Promoted to Reading, 6/18...Slammed 2 HR, 7/4 vs Bowie...Clubbed 2 HR, 6 RBI, 8/7 at New Britain...Played 1B, 3B, LF, RF, and DH with 50 G at 3B...Hit .315 with RISP.



MINOR LEAGUE PLAYERS

YEAR	CLUB	AVG	G	AB	R	H	2B	3B	HR	RBI	SH	SF	HP	BB	SO	SB	CS	E
1999	Eugene	.298	73	272	49	81	12	0	10	48	1	0	0	29	59	7	7	18
2000	Lansing	.293	130	478	81	140	33	4	16	73	2	6	6	69	91	19	9	25
	Iowa	.250	4	8	3	2	0	0	2	5	0	0	0	2	1	0	0	1
2001	Daytona	.289	134	485	68	140	26	2	21	82	1	3	4	62	103	6	10	30
2002	Tennessee	.225	118	405	59	91	13	0	16	66	3	6	4	51	85	3	3	30
2003	New Haven	.268	16	41	4	11	3	0	0	6	1	0	0	8	6	0	0	1
	Clearwater	.313	27	96	13	30	9	0	0	15	0	1	1	13	11	0	1	2
	Reading	.295	67	217	32	64	8	0	13	40	2	1	2	16	24	0	3	9
Minors Totals		.279	569	2002	309	559	104	6	78	335	10	17	17	250	380	35	33	116

DIEFENDERFER, JOSEPH R...LHP...B-T: L-R...HT: 6-0; WT: 170...BORN: January 7, 1981, San Luis Obispo, CA ...RESIDES: San Luis Obispo...EDUCATION: 2003 graduate of Santa Clara (CA) University...HOBBY: Fishing...OBTAINED: Phillies 19th round pick in June 2003 draft...2003: Began pro career with Batavia (A)...Made 3 relief appearances before moving to rotation full-time...Had best month in August (2-3, 3.53 ERA, 35.2 IP, 26 SO).

YEAR	CLUB	W-L	ERA	G	GS	CG	SHO	SV	IP	H	R	ER	HR	HB	BB	SO	WP	BK
2003	Batavia	6-8	5.50	16	13	1	0	0	73.2	85	49	45	9	1	14	58	3	1

DOBLE, CLEMENTE...RHP...B-T: R-R...HT: 6-2; WT: 175...BORN: January 23, 1982, Villa Mella, DR...RESIDES: Villa Mella...OBTAINED: Signed by Phillies as an amateur free agent, 10/16/00...2001: Made pro debut with La Vega Phillies (R)...2002: 2nd season in Dominican Summer League...Finished 3rd in DSL in saves...Held opponents to .171 avg...2003: Spent majority of season with Gulf Coast Phillies (R)...Had season-best 1.64 ERA in 5 July starts...Led team in wins...Promoted to Clearwater, 8/24, and made 1 start...Pitched in Florida Instructional League.

YEAR	CLUB	W-L	ERA	G	GS	CG	SHO	SV	IP	H	R	ER	HR	HB	BB	SO	WP	BK
2001	Phillies, DSL	1-2	4.63	11	6	0	0	0	35.0	31	18	18	2	2	16	25	0	0
2002	Phillies, DSL	2-0	1.62	29	0	0	0	13	33.1	20	8	6	1	1	7	27	3	2
2003	Phillies, GCL	5-4	3.00	10	9	1	1	0	57.0	57	27	19	2	7	9	44	6	0
	Clearwater	0-1	6.75	1	1	0	0	0	4.0	5	3	3	0	0	3	1	1	0
Minors Totals		8-7	3.20	51	16	1	1	13	129.1	113	56	46	5	10	35	97	10	2

DOMINGUEZ, DILENIO...RHP...B-T: R-R...HT: 6-2; WT: 170...BORN: March 27, 1985, Esperanza Valverde, DR...RESIDES: Mao, DR...OBTAINED: Signed by Phillies as an amateur free agent, 9/15/02...2003: Began pro career with Guanuma Phillies (R) in Dominican Summer League.

YEAR	CLUB	W-L	ERA	G	GS	CG	SHO	SV	IP	H	R	ER	HR	HB	BB	SO	WP	BK
2003	Phillies, DSL	2-1	2.83	15	0	0	0	0	28.2	25	14	9	0	3	8	18	4	0

DURAND, ALEXANDER JOSE...OF...B-T: R-R...HT: 6-2; WT: 175...BORN: July 9, 1983, Valencia, Carabobo, VZ...RESIDES: Valencia, Carabobo...EDUCATION: Liceo Dr. Jose M. Vargas HS; attended C.U.A.M...OBTAINED: Signed as an amateur free agent, 5/18/01...2001: Made pro debut with Mariara Phillies (R)...Led team in SB...2002: 2nd season with Mariara...2003: Spent season with Gulf Coast Phillies (R)...Went 3-for-4, 2 2B, 3 RBI, 6/24 at Pirates.

YEAR	CLUB	AVG	G	AB	R	H	2B	3B	HR	RBI	SH	SF	HP	BB	SO	SB	CS	E
2001	Phillies, VSL	.233	40	129	21	30	2	0	0	9	0	0	0	14	33	14	3	3
2002	Phillies, VSL	.151	15	53	9	8	3	0	1	3	1	0	3	4	9	2	0	0
2003	Phillies, GCL	.257	32	109	13	28	4	2	0	9	3	0	2	11	33	1	1	3
Minors Totals		.227	87	291	43	66	9	2	1	21	4	0	5	29	75	17	4	6

ENCARNACION, LUIS ALBERTO...RHP...B-T: R-R...HT: 6-2; WT: 170...BORN: November 30, 1982, Santo Domingo, DR...RESIDES: Los Alcarrizos, DR...OBTAINED: Signed by Phillies as an amateur free agent, 6/10/02...2002: Spent 1st pro season with Guanuma Phillies (R)...2003: Began season with Clearwater (A) and made 1 appearance before joining Gulf Coast Phillies (A), 6/26.

YEAR	CLUB	W-L	ERA	G	GS	CG	SHO	SV	IP	H	R	ER	HR	HB	BB	SO	WP	BK
2002	Phillies, DSL	0-4	7.36	10	5	0	0	0	25.2	32	25	21	2	5	20	11	4	2
2003	Clearwater	0-0	0.00	1	0	0	0	0	1.0	1	0	0	0	0	1	0	0	0
	Phillies, GCL	1-2	5.50	12	6	0	0	0	37.2	41	29	23	4	4	19	19	4	0
Minors Totals		1-6	6.16	23	11	0	0	0	64.1	74	54	44	6	9	39	31	8	2

SCOUTING/
MINORS



MINOR LEAGUE PLAYERS

ESPY, NATHAN BLAKE (Nate)...**B-T:** R-R...**HT:** 6-3; **WT:** 215...**BORN:** April 24, 1978, Atlanta, GA...**RESIDES:** Pensacola, FL...**EDUCATION:** 1996 graduate BT Washington (Pensacola) HS; 1998 graduate of Lurleen B. Wallace (AL) JC...**MISC:** Played Little League, Cape Cod, American Legion, Northeast Collegiate ball...**HOBBIES:** Anything associated with sports...**OBTAINED:** Phillies 18th round pick in June 1998 draft...**1998:** Hit in 21 straight games, 6/19-7/10, .493, 37 hits, 24 RBI...Drove in 6 runs, 8/1 vs Elizabethton...Hit 8 HR in August...Appalachian League rankings: 1st in slugging % (.630), 2nd in on-base % (.479), 2nd in walks, 3rd in hitting, tied-3rd in HR, doubles, extra-base hits (34); 4th in RBI and total bases (143)...Led all Phillies short-season minor leaguers in hitting, hits, total bases, homers, RBI...AppyL All-Star...Florida Instructional League...**1999:** Played at Piedmont (A)...Had 5 RBI, 5/3 vs Augusta (3-5, 2B)...Placed on DL, 7/18 (broken left ankle)...Had surgery, 7/22 and missed remainder of season...**2000:** Spent entire season at Piedmont...Selected as South Atlantic League in-season and post-season All-Star...Led SAL in on-base % (.439), 2nd in HR (21) and slugging % (.531), tied-4th in extra-base hits (55) and 5th in hitting (.312) and RBI (87)...Led all Phillies minor leaguers in walks (101)...Phillies Minor League Player of the Week, 5/1-7...Batted .475 (19-40) during 12-game hitting streak, 4/22-5/4...Reached base safely in 31 straight games, 6/6-7/10 (36 H, 10B AB, 25 BB, 4 HR, 22 RBI) and 18 straight, 8/9-9/2 (23 H, 61 AB, 15 BB, HR, 11 RBI)...Hit .545 (6-11) in 3 SAL playoff games (2 2B, 2 BB, RBI)...**2001:** Began season with Clearwater (A)...Finished 2nd in Florida State League in BB, 3rd in G and 5th in 2B and OBP (.399)...Led team in G, AB, H, 2B, RBI, R, TB, SF and BB...Reached base safely in 17 straight games, 8/9-25 (.350, 21-60, 2 2B, 1 3B, 2 HR, 11 RBI, 15 BB)...Phillies Minor League Player of the Month for May (.379, 39-103, 10 2B, 4 HR, 16 RBI, 17 BB, 2 SB)...Promoted to Reading last day of regular season, but did not play...**2002:** Spent entire season with Reading (AA)...Led Eastern League in games, finished 2nd in R and 4th in BB and AB...Led EL first baseman with .994 fielding % and in TC, PO and DP...Team leader in R, G, BB and AB...Stole pro-high 18 bases and was caught just once (94.7%)...Hit .492 (31-63) during 15-game hitting streak, 5/22-6/5, tied for 5th-longest in EL...Reached base safely in 22 straight games, 6/19-7/12 (.451 OBP, 26 H, 12 BB)...Clubbed 2 HR, 4/9 at Altoona and 5/14 vs New Britain...Had an 8-game RBI streak, 5/19-27 (14 RBI)...Hit 7 HR off LHP and 7 off RHP...Hit 7 HR at home and 7 on the road...Won Reading Phillies "Iron Man" Award and was co-recipient of Eugene L. Shirk Community Service Award...**FIL...****2003:** Spent 2nd full season at Reading...Reached base safely in 16 of 17 games, 5/16-6/2...Homered and drove in 4 runs, 6/2 vs Erie...Had a 9-game hitting streak (.355), 7/14-7/26...Clubbed 2 HR, 8/2 vs Trenton...Went 5-for-6, 1 HR, 5 RBI, 3 R, 8/31 at Bowie.

YEAR	CLUB	AVG	G	AB	R	H	2B	3B	HR	RBI	SH	SF	HP	BB	SO	SB	CS	E
1998	Martinsville	.361	66	227	50	82	20	1	13	56	1	4	4	51	55	2	2	7
1999	Piedmont	.254	83	295	37	75	18	2	11	38	0	1	1	48	56	3	1	5
2000	Piedmont	.312	130	452	88	141	32	2	21	87	0	4	4	101	105	7	0	8
2001	Clearwater	.285	133	470	75	134	31	2	11	68	0	7	6	88	90	6	2	12
2002	Reading	.267	141	517	83	138	28	2	14	76	0	4	7	73	83	18	1	8
2003	Reading	.242	119	347	49	84	14	0	9	49	1	2	5	54	78	10	6	4
Minors Totals		.283	672	2308	382	654	143	9	79	374	2	22	27	415	467	46	12	44

FISHER, KIEL A...**B-T:** L-R...**HT:** 6-4; **WT:** 195...**BORN:** September 29, 1983, Riverside, CA...**RESIDES:** Riverside...**EDUCATION:** Riverside Poly (CA) HS...**OBTAINED:** Phillies 3rd round pick in June 2002 draft...**2002:** Made pro debut with Gulf Coast Phillies (R), 7/1 at Royals...Collected 6 RBI over 3 games, 7/26-27...Played in Florida Instructional League...**2003:** Began season with Gulf Coast...Had 10 multi-hit games...Went 4-for-4, 7/10 vs Tigers...Promoted to Batavia (A), 7/30...Had 10 more multi-hit games with Batavia...Had a .444 avg at home...Ranked 18th-best prospect in GCL by *Baseball America*...**FIL**.

YEAR	CLUB	AVG	G	AB	R	H	2B	3B	HR	RBI	SH	SF	HP	BB	SO	SB	CS	E
2002	Phillies, GCL	.229	35	105	9	24	4	1	3	20	2	1	2	13	34	1	2	7
2003	Phillies, GCL	.323	29	96	16	31	6	3	1	13	0	3	2	18	21	4	1	11
	Batavia	.340	26	97	12	33	4	2	1	11	0	1	1	13	26	3	1	3
Minors Totals		.295	90	298	37	88	14	6	5	44	2	5	5	44	81	8	4	21

FLOYD, MICHAEL B (Mike)...**OF...****B-T:** R-R...**HT:** 6-2; **WT:** 185...**BORN:** January 15, 1980, Annapolis, MD...**RESIDES:** Severna Park, MD...**EDUCATION:** Attended University of South Carolina...**OBTAINED:** Phillies 22nd round pick in June 2001 draft...**MISC:** Brother, Gavin, was Phillies 1st round pick (4th overall) in June 2001 draft...**HOBBY:** Playing guitar...**2001:** Played in Florida Instructional League...**2002:** Began season in extended spring training...Promoted to Lakewood (A), 6/13...Made pro debut, 6/13 vs Lexington (0-3, 1 BB)...Hit 1st and only pro HR, 7/6 at Lexington...Had a 10-game hitting streak, 7/29-8/8 (.410, 16-39, 2 2B, 2 3B, 5 RBI)...Made 57 appearances in CF, 8 in RF and 5 in LF...**FIL...****2003:** Missed entire 2003 season with left shoulder subluxation.

YEAR	CLUB	AVG	G	AB	R	H	2B	3B	HR	RBI	SH	SF	HP	BB	SO	SB	CS	E	
2002	Lakewood	.246	69	248	29	61	11	3	1	19	0	0	4	23	59	13	5	8	
2003	Injured - Did not play																		

MINOR LEAGUE PLAYERS

FOUST, JUSTIN DOUGLAS (J.D.)...LF..B-T: R-R...**HT:** 6-4; **WT:** 200...**BORN:** May 7, 1981, Norwood, OH...**RESIDES:** Norwood...**EDUCATION:** Attended University of Toledo (OH)...**HOBBIES:** Baseball, cars...**OBTAINED:** Phillies 24th round pick in June 2003 draft...**2003:** Began pro career with Batavia (A) and reached base safely in first 14 games, 6/17-7/2...**Batted .364** in June.

YEAR	CLUB	AVG	G	AB	R	H	2B	3B	HR	RBI	SH	SF	HP	BB	SO	SB	CS	E
2003	Batavia	.227	37	128	13	29	5	0	0	16	2	1	2	9	31	4	1	3

FRANCO, MARTIRE...RHP..B-T: R-R...**HT:** 6-0; **WT:** 170...**BORN:** February 25, 1978, Bani, DR...**RESIDES:** Bani...**EDUCATION:** Liceo El Limonal HS...**OBTAINED:** Signed as an amateur free agent, 7/1/98...**1998:** Made pro debut with La Vega Phillies (R) in the Dominican Summer League...**1999:** Pitched for La Vega...**2000:** Recorded win in first appearance for Piedmont (A), 4/9 at Asheville...Threw 1st pro shutout, 6/5 vs Greensboro (9.0 IP, 6 H, 3 BB, 6 SO)...Made only relief appearance, 6/10 at Macon (3.0 IP, 1 ER)...**2001:** Spent season with Clearwater (A)...Led all Florida State League pitchers in IP and putouts (17), 2nd-most CG and tied for 2nd in wins...Pitched two 7-inning CG and two 6-inning CG...Had an 0.79 ERA in relief (11.1 IP, 1 ER)...19 of 26 appearances were at least 6.0 IP...**2002:** Began season in extended spring training...Activated and assigned to Reading (AA), 5/22...Named Eastern League Pitcher of the Week, 6/3-9 (1-1, 1.80 ERA, 15.0 IP, 10 SO)...Pitched one of six 3-hitters in EL, 7/17 vs Bowie (9.0 IP, 2 R, ER)...**2003:** Opened season on DL (right shoulder inflammation)...Made 1 rehab start with Clearwater (A), 5/3 (4.0 IP, 4 H, 3 R, 1 ER, 1 BB, 3 SO) before being promoted to Reading, 5/2.

YEAR	CLUB	W-L	ERA	G	GS	CG	SHO	SV	IP	H	R	ER	HR	HB	BB	SO	WP	BK
1998	Phillies, DSL	3-2	2.93	14	2	0	0	0	28.2	19	14	10	3	2	7	29	0	1
1999	Phillies, DSL	3-0	1.50	23	0	0	0	5	24.0	18	7	4	2	3	3	31	2	0
2000	Piedmont	8-6	4.13	24	23	2	2	0	126.1	146	70	58	7	6	57	89	10	2
2001	Clearwater	11-8	4.13	26	24	4	0	0	161.1	178	84	74	12	8	41	97	7	2
2002	Reading	4-8	5.76	16	16	2	0	0	89.0	109	62	57	13	4	25	50	0	1
2003	Clearwater	0-0	2.25	1	1	0	0	0	4.0	4	3	1	0	0	1	3	0	1
	Reading	4-7	5.71	28	13	1	0	4	86.2	116	66	55	9	5	25	47	3	1
Minors Totals		33-31	4.48	132	79	9	2	9	520.0	590	306	259	46	28	166	346	22	8

GARCIA, CARLOS MANUEL...2B..B-T: S-R...**HT:** 5-11; **WT:** 157...**BORN:** April 16, 1985, Moncion, DR...**RESIDES:** Villa Vazquez, DR...**OBTAINED:** Signed by Phillies as an amateur free agent, 4/10/02...**2002:** Spent 1st pro season with Guanuma Phillies (R)...Had .400 OBP...**2003:** Spent 2nd season with Guanuma...Lead the team in games and stolen bases.

YEAR	CLUB	AVG	G	AB	R	H	2B	3B	HR	RBI	SH	SF	HP	BB	SO	SB	CS	E
2002	Phillies, DSL	.273	42	128	33	35	1	2	0	11	4	0	5	22	13	13	4	8
2003	Phillies, DSL	.264	67	231	52	61	4	1	0	14	6	0	3	42	27	41	11	-
Minors Totals		.267	109	359	85	96	5	3	0	25	10	0	8	64	40	54	15	-

GAZO, LENIN JAVIER...RHP..B-T: R-R...**HT:** 6-1; **WT:** 145...**BORN:** July 25, 1984, Rivas, Nicaragua...**RESIDES:** Rivas...**OBTAINED:** Signed by Phillies as an amateur free agent, 11/28/02...**2003:** Made pro debut with Mariara Phillies of Venezuelan Summer League...Held opponents to .198 avg...Led team in ERA.

YEAR	CLUB	W-L	ERA	G	GS	CG	SHO	SV	IP	H	R	ER	HR	HB	BB	SO	WP	BK
2003	Phillies, VSL	2-2	1.30	8	2	0	0	0	27.2	19	10	4	0	2	8	20	0	0

GIBBS, KEVIN CASEY...OF..B-T: S-R...**HT:** 6-2; **WT:** 180...**BORN:** April 3, 1974, Washington, DC...**RESIDES:** Davidsonville, MD...**EDUCATION:** 1992 graduate of St. John's College (DC) HS...Attended Old Dominion (VA) University...**OBTAINED:** Signed by Phillies as a minor league free agent, 11/7/03; originally drafted by LA in 6th round of June 1995 draft...**1995:** Made pro debut with Yakima (A)...Had 38 SB in just 52 games before being promoted to Vero Beach (A) and then San Bernardino (A)...Northwest League All-Star...Led league in SB and finished 2nd in OBP (.434), 3rd in triples and 5th in avg...**1996:** Spent entire season with Vero Beach...Led LA's minor league system in SB and ranked 2nd among all minor leaguers...Named Fastest Baserunner in Florida State League by *Baseball America*...Underwent arthroscopic surgery on his left shoulder after season...**1997:** Spent season with San Antonio...Selected to Texas League's post-season All-Star team...Went 5-for-5 with 3 doubles, 4/12 at Wichita...Reached base safely in 21 straight games (.333), 5/2-24...Had 2 separate stints on DL in April (sore right shoulder) and July (pulled rib cage muscle)...Finished 3rd in TL in avg and was 2nd in SB...Named 10th-best prospect in TL by BA...**1998:** Opened season at Albuquerque (AAA) before injuring left shoulder...Had season-ending shoulder surgery, 6/3 (Dr. Frank Jobe)...**1999:** Began season with Albuquerque...Played in only 11 games before a SLAP lesion (cartilage tear) in right shoulder ended his season...Recalled by LA, 6/4, and placed on 60-day DL...**2000:** Opened season with Vero Beach...Promoted to Albuquerque and appeared in 2 games before being placed on DL...Made a 1-game rehab appearance with Vero Beach before joining San Bernardino (A)...**Batted .358** in 13 contests playing CF and



MINOR LEAGUE PLAYERS

GIBBS (Continued)

DH...Joined San Antonio, 7/11...Traded by LA with OF Todd Hollandsworth and LHP Randy Dorame to COL for OF Tom Goodwin, 7/31...Assigned to Carolina (AA) and played in 1 game before an injury ended his season...**2001**: Missed entire season due to injury...Signed by NYY, 12/11...**2002**: Began season in extended spring training...Promoted to Tampa (A), 6/4 where he played 2 games...Joined Norwich (AA), 6/23...Had a season-high 8-game hitting streak, 7/5-14 (.367, 5 R, HR, 3 RBI)...Went 5-for-5, 2 RBI, 8/12 vs New Haven...Batted .357 at home and .310 as a leadoff hitter...**2003**: Went to spring training with NYY, but was released, 3/21...Signed with Camden of the independent Atlantic League and played in 1 game...Signed by Phillies, 11/7.

YEAR	CLUB	AVG	G	AB	R	H	2B	3B	HR	RBI	SH	SF	HP	BB	SO	SB	CS	E	
1995	Yakima	.313	52	182	36	57	6	4	1	18	2	3	5	36	46	38	5	2	
	Vero Beach	.250	7	20	1	5	1	0	0	2	0	0	0	0	1	0	0	0	
	San Bernardino	.231	5	13	1	3	1	0	0	0	0	0	0	0	2	1	0	0	
1996	Vero Beach	.270	118	423	69	114	9	11	0	33	6	4	4	65	80	60	19	4	
1997	San Antonio	.335	101	358	89	120	21	6	2	34	6	3	6	72	48	49	19	4	
1998	Albuquerque	.125	2	8	1	1	0	0	0	1	0	0	0	2	1	0	0	0	
1999	Albuquerque	.286	11	21	4	6	3	0	0	1	1	0	1	4	6	2	2	0	
2000	Vero Beach	.500	3	8	3	4	0	0	1	3	0	0	0	2	0	2	1	0	
	Albuquerque	.000	2	6	0	0	0	0	0	0	0	0	0	0	2	0	0	0	
	San Bernardino	.358	13	53	13	19	3	2	1	13	0	1	0	11	9	10	3	0	
	San Antonio	.190	11	42	5	8	0	1	0	4	0	1	1	6	9	4	1	0	
	Carolina	1.000	1	1	0	1	0	0	0	0	0	0	0	0	0	0	0	0	
2001	Injured - Did not play																		
2002	Tampa	.200	2	5	2	1	0	0	0	0	0	0	0	3	2	0	1	0	
	Norwich	.295	63	217	36	64	8	3	2	18	5	2	1	21	32	20	8	4	
2003	Camden (Ind.)		1	0	0	0	0	0	0	0	0	0	1	0	0	0	0	0	
Minors Totals		.297	391	1357	260	403	52	27	7	127	20	14	18	222	237	187	59	14	

GIESE, DANIEL JOSHUA (Dan)...RHP...B-T: R-R...HT: 6-3; WT: 200...BORN: May 19, 1977, Anaheim, CA...RESIDES: San Clemente, CA...EDUCATION: Graduate of Rubidoux (CA) HS...Attended the University of San Diego...OBTAINED: Contract purchased by Phillies from SD, 5/2/03; originally selected by BOS in 34th round of June 1999 draft...**1999**: Made pro debut with Lowell (A)...Earned a late-season promotion to Augusta (A)...Went 4-0, 1.92 ERA (11 ER, 51.2 IP) in 27 games between Lowell and Augusta...Ranked 3rd among New York-Penn League relievers in avg against (.145)...**2000**: Split season between Lowell and Sarasota (A)...Appeared in 23 games in relief between both stops...Went a combined 1-0, 1.85 ERA, 9 saves...Finished 3rd in NYPL averaging just 0.46 BB/9.0 IP...**2001**: Spent entire season with Augusta (A)...Walked only 8 batters, struck out 95 and held opponents to .226 avg...Led South Atlantic League in fewest walks per 9.0 IP (0.61)...**2002**: Began season with Trenton (AA)...Pitched 15.1 scoreless innings in final 6 games with Trenton...Traded to SD, 6/23...Assigned to Mobile (AA)...Allowed just 2 ER in first 11 games (17.0 IP)...Finished season 3-1, 2.93 ERA over final 9 appearances, 8/11-9/2...Led Southern League relievers in BB/9.0 IP (1.20)...**2003**: Opened season at Mobile (AA)...Made 2 appearances before being promoted to Portland (AAA)...Appeared in 3 games, 4/22-30...Had contract purchased by Phillies, 5/2, and assigned to Reading (AA)...Limited left-handers to .125 avg while walking only one batter over 9 appearances (12.1 IP)...Promoted to Scranton (AAA), 5/24...Had a 1.48 ERA in his final 19 appearances of the season, 7/3-8/30 (30.1 IP, 5 ER, 39 SO)...Participated in the Arizona Fall League for Mesa.

YEAR	CLUB	W-L	ERA	G	GS	CG	SHO	SV	IP	H	R	ER	HR	HB	BB	SO	WP	BK
1999	Lowell	3-0	1.83	18	0	0	0	2	34.1	17	8	7	2	2	10	27	2	0
	Augusta	1-0	2.08	9	0	0	0	0	17.1	15	4	4	1	3	5	11	1	0
2000	Lowell	0-0	0.92	15	0	0	0	9	19.2	12	3	2	1	0	1	20	1	0
	Sarasota	1-0	3.14	8	0	0	0	0	14.1	19	8	5	2	0	2	13	0	0
2001	Augusta	6-4	2.19	46	0	0	0	9	74.0	65	27	18	2	1	8	95	2	0
2002	Trenton	1-2	3.83	23	0	0	0	3	49.1	53	24	21	6	1	9	39	1	0
	Mobile	4-5	2.91	32	0	0	0	0	52.2	56	24	17	3	0	13	51	1	0
2003	Mobile	1-0	2.25	2	0	0	0	0	4.0	1	1	1	1	2	0	4	0	0
	Portland	1-0	13.50	3	0	0	0	0	6.0	12	9	9	2	0	3	6	0	0
	Reading	2-1	1.46	9	0	0	0	1	12.1	8	2	2	1	1	1	16	0	0
	Scranton	2-0	3.17	34	0	0	0	0	48.1	37	19	17	8	1	10	49	0	0
Minors Totals		22-12	2.79	199	0	0	0	24	332.1	295	129	103	29	11	62	331	8	0

GOMEZ, ALFIDO JOSE...RHP...B-T: R-R...HT: 6-1; WT: 165...BORN: May 10, 1985, Esperanza, DR...RESIDES: Esperanza...OBTAINED: Signed by Phillies as an amateur free agent, 4/14/03...**2003**: Spent 1st pro season with Guanama Phillies in Dominican Summer League.

YEAR	CLUB	W-L	ERA	G	GS	CG	SHO	SV	IP	H	R	ER	HR	HB	BB	SO	WP	BK
2003	Phillies, DSL	0-1	3.80	12	1	0	0	1	23.2	30	19	10	0	4	9	13	0	0



MINOR LEAGUE PLAYERS

GONZALEZ, CARLOS JOSE...OF...B-T: L-L...HT: 5-11; WT: 175...BORN: February 25, 1986, Bani, DR...**RESIDES:** Bani...**OBTAINED:** Signed by Phillies as an amateur free agent, 7/19/02...**2002:** Spent 1st pro season with Guanama Phillies (R) in Dominican Summer League...**2003:** Played his 2nd consecutive season with Guanama.

YEAR	CLUB	AVG	G	AB	R	H	2B	3B	HR	RBI	SH	SF	HP	BB	SO	SB	CS	E
2002	Phillies, DSL	.307	21	88	17	27	5	1	2	12	0	1	2	4	16	1	1	1
2003	Phillies, DSL	.262	54	166	15	35	3	1	0	23	2	7	2	12	29	5	5	-
Minors Totals		.244	75	254	32	62	8	2	2	35	2	8	4	16	45	6	6	-

GONZALEZ, DANIEL (Danny)...SS...B-T: S-R...HT: 6-0; WT: 185...BORN: November 20, 1981, San Juan, PR...**RESIDES:** Trujillo Alto, PR...**EDUCATION:** 2000 graduate Florida Air Academy...**MISC:** Played Little League, Babe Ruth, and Connie Mack ball...**OBTAINED:** Phillies 4th round pick in June 2000 draft...**2000:** Made debut in Florida Instructional League...**2001:** Spent 1st pro season with Batavia (A)...Tied for 2nd in New York-Penn League in G and 4th in AB...Led team in triples, tied for 2nd in hits...Led all NYPL shortstops in games, total chances (352) and putouts (129)...Hit .438 (21-48), 6/20-7/11...**FIL...****2002:** Spent entire season with Lakewood (A)...South Atlantic League All-Star...Led SAL shortstops with .962 fielding %...Team leader in runs and tied for team lead in AB...Went 8-for-13 (.615), 1 HR, 7 RBI, 6 R in first 3 games...Had 4 hits twice, 4/4 at Kannapolis and 4/23 vs South Georgia...Played winter ball for Bayamon, PR...**2003:** Spent entire season with Clearwater (A)...Florida State League in-season All-Star...Collected 34 multi-hit games...Had a 10-game hitting streak (.400), 5/9-21...Phillies Minor League Player of the Week, 5/12-18 (.440, 2 2B, 1 RBI, 3 BB, 1 SB, 4 R)...Reached base safely in 13 straight games, 6/26-7/10...Hit .302 with runners on base...Voted as Best Defensive Shortstop in FSL by *Baseball America*.

YEAR	CLUB	AVG	G	AB	R	H	2B	3B	HR	RBI	SH	SF	HP	BB	SO	SB	CS	E
2001	Batavia	.238	73	281	33	67	9	4	0	20	5	2	3	18	52	1	3	25
2002	Lakewood	.270	131	493	58	133	14	4	4	43	7	3	7	55	88	11	21	24
2003	Clearwater	.271	113	436	62	118	22	5	0	34	7	1	3	49	56	5	2	20
Minors Totals		.263	317	1210	153	318	45	13	4	97	19	6	13	122	196	17	26	69

GONZALEZ, LUIS ORLANDO...RHP...B-T: R-R...HT: 6-0; WT: 170...BORN: March 5, 1984, Ciudad Bolivar, VZ...**RESIDES:** Ciudad Bolivar...**OBTAINED:** Signed by Phillies as an amateur free agent, 11/23/01...**2002:** Spent 1st pro season with Mariara Phillies (R) in Venezuelan Summer League...**2003:** Second season with Mariara.

YEAR	CLUB	W-L	ERA	G	GS	CG	SHO	SV	IP	H	R	ER	HR	HB	BB	SO	WP	BK
2002	Phillies, VSL	1-2	5.58	11	2	0	0	0	30.2	35	22	19	1	1	9	21	6	0
2003	Phillies, VSL	0-0	3.68	9	0	0	0	0	22.0	23	10	9	1	4	12	10	4	1
Minors Totals		1-2	4.78	20	2	0	0	0	52.2	58	32	28	2	5	21	31	10	1

GRADOVILLE, TIM ROBERT...C...B-T: R-R...HT: 6-3; WT: 195...BORN: January 30, 1980, Mechanicsburg, PA...**RESIDES:** Aurora, CO...**EDUCATION:** Creighton (NE) University...**OBTAINED:** Phillies 37th round pick in June 2002 draft...**2002:** Hit in first 6 games of pro career with Gulf Coast Phillies (R)...Led team in SB...Played in Florida Instructional League...**2003:** Spent season with Lakewood (A)...**FIL...**

YEAR	CLUB	AVG	G	AB	R	H	2B	3B	HR	RBI	SH	SF	HP	BB	SO	SB	CS	E
2002	Phillies, GCL	.267	37	101	16	27	6	0	0	4	4	0	1	8	19	14	2	2
2003	Lakewood	.197	64	193	17	38	4	0	0	6	6	0	3	15	58	13	5	4
Minors Totals		.221	101	294	33	65	10	0	0	10	10	0	4	23	77	27	7	6

GRAHAM, MITCHELL GARRY...SS...B-T: R-R...HT: 6-1; WT: 170...BORN: February 17, 1986, Tamworth, New S. Wales, Australia...**RESIDES:** Duncaig, Western Australia...**EDUCATION:** Carine HS...**HOBBIES:** Sports, music, gym, hanging out...**OBTAINED:** Signed by the Phillies as an amateur free agent, 2/25/03, for 2004 season.

GRIFFITH, DEREK W...LHP...B-T: L-L...HT: 6-4; WT: 210...BORN: October 28, 1982, Baltimore, MD...**RESIDES:** Arab, AL...**EDUCATION:** Attended Birmingham (AL) Southern College...**OBTAINED:** Phillies 17th round pick in June 2003 draft; signed for 2004...Had Tommy John surgery in April.

SCOUTING/
MINORS



MINOR LEAGUE PLAYERS

GUEVARA, ORLANDO JOSE...**3B...****B-T:** S-R...**HT:** 6-1; **WT:** 175...**BORN:** September 13, 1983, Guacara, Carabobo, VZ...**RESIDES:** Guacara...**OBTAINED:** Signed by Phillies as an amateur free agent, 11/12/00...**2001:** Made pro debut with Mariara Phillies (R)...**2002:** 2nd season in Venezuelan Summer League...**2003:** 3rd season with Mariara.

YEAR	CLUB	AVG	G	AB	R	H	2B	3B	HR	RBI	SH	SF	HP	BB	SO	SB	CS	E
2001	Phillies,VSL	.273	49	139	25	38	8	1	0	13	0	0	0	17	31	3	1	17
2002	Phillies,VSL	.232	46	151	20	35	4	2	1	25	1	0	11	20	45	5	3	13
2003	Phillies,VSL	.307	43	127	21	39	8	1	1	23	2	0	7	18	38	7	2	6
Minors Totals		.269	138	417	66	112	20	4	2	61	3	0	18	55	114	15	6	36

GWALTNEY, WILLIAM LEE (Lee)...**RHP...****B-T:** R-R...**HT:** 6-5; **WT:** 210...**BORN:** May 6, 1980, Weisbaden, Germany...**RESIDES:** Willow Park, TX...**EDUCATION:** Louisiana Tech University...**OBTAINED:** Phillies 6th round pick in June 2002 draft...**2002:** Made pro debut with Batavia (A), 7/16 vs Mahoning Valley (3.0 IP, 1 H, 1 BB, 1 SO)...Placed on DL, 8/2 (right shoulder inflammation)...Activated, 8/19...Pitched in Florida Instructional League...**2003:** Spent season with Lakewood (A) with one brief rehab appearance, 6/24, with Gulf Coast Phillies (R)...Phillies Minor League Pitcher of the Week, 5/5-11 (1-1, 11.1 IP, 4 H, 2 R, 1 ER, 6 BB, 6 SO)...On DL, 5/28-6/19 (right shoulder impingement)...Pitched at least 5.0 innings in 17 of his 22 starts...Held RH batters to .207 avg...Dominated during August (2-2, 0.95 ERA, 5 starts, 28.1 IP, 3 ER, 12 BB, 13 SO)...FIL.

YEAR	CLUB	W-L	ERA	G	GS	CG	SHO	SV	IP	H	R	ER	HR	HB	BB	SO	WP	BK
2002	Batavia	0-2	3.60	7	7	0	0	0	25.0	26	12	10	2	3	6	18	0	0
2003	Lakewood	8-8	3.06	22	22	1	0	0	117.2	92	48	40	5	7	49	72	13	1
	Phillies, GCL	0-0	0.00	1	1	0	0	0	2.0	3	2	0	0	0	0	1	0	0
Minors Totals		8-10	3.11	30	30	1	0	0	144.2	121	62	50	7	10	55	91	13	1

HANNAHAN, LEONARD BISANZ (Buzz)...**INF/OF...****B-T:** R-R...**HT:** 6-2; **WT:** 182...**BORN:** June 29, 1976, St. Paul, MN...**RESIDES:** St. Paul...**EDUCATION:** 1994 graduate Cretin-Derham (St. Paul) HS; attended St. Thomas College...**MISC:** Played Little League, Babe Ruth, American Legion, semipro ball...**HOBBY:** Involved in Big Brother-Big Sister program while in MN...**OBTAINED:** Phillies 31st round pick in June 1998 draft...**1998:** Made pro debut at Martinsville (R)...**1999:** Played at Piedmont (A)...**2000:** Activated from DL and assigned to Piedmont (A), 4/19...Collected 4 hits, 6/28 and 8/16, both at Hickory...Hit .500 (4-8, 8 RBI) with bases loaded...**2001:** Spent entire season with Clearwater (A)...Hit .299 (26-87) against LH pitching...Played 31 games at 3B, 27 at SS, 14 at 2B and 7 as DH...**2002:** Spent entire season with Reading (A)...Placed on DL, 6/4 (strained right quad)...Activated, 7/4...Made first pro start in OF, 7/29 vs Bowie (LF)...Played 9 games in LF...Got 1 of 3 outfield assists against Erie when he threw out his brother, Jack, who was trying to stretch a single into a double...Was HBP 3 times, 8/12 vs Altoona...Co-recipient of Eugene L. Shirk Community Service Award...Played in Florida Instructional League...**2003:** Spent his 2nd full season at Reading...Led Eastern League in SB % (.862)...Went 4-for-4, 6/29 at New Haven...Hit .326 in August (5 2B, 1 HR, 9 RBI)...Appeared in 34 games in RF, 27 at 2B, 19 at SS, 17 in CF, 15 in LF and 13 at 3B.

YEAR	CLUB	AVG	G	AB	R	H	2B	3B	HR	RBI	SH	SF	HP	BB	SO	SB	CS	E
1998	Martinsville	.274	55	197	38	54	6	1	0	20	1	0	5	42	31	14	6	14
1999	Piedmont	.123	22	65	5	8	0	0	0	3	0	0	0	6	12	3	1	4
2000	Piedmont	.275	76	240	47	66	13	0	1	24	6	2	5	36	37	25	1	18
2001	Clearwater	.261	82	268	43	70	10	1	1	27	3	3	6	39	44	17	7	11
2002	Reading	.230	84	269	47	62	7	2	3	23	2	5	9	42	49	14	4	12
2003	Reading	.261	117	380	61	99	15	1	3	26	7	2	8	56	74	25	4	3
Minors Totals		.253	436	1419	241	359	51	5	8	123	19	12	33	221	247	98	23	62

HANSEN, BRYAN TRAVIS...**1B...****B-T:** L-L...**HT:** 6-2; **WT:** 175...**BORN:** May 8, 1983, Smithtown, NY...**RESIDES:** Coram, NY...**EDUCATION:** 2001 graduate Longwood HS...**MISC:** Little League...**OBTAINED:** Phillies 6th round pick in June 2001 draft...**2001:** Made pro debut with Gulf Coast Phillies (R), 7/3 at Tigers...Had season-high 4 hits in his 5th pro game, 7/12 at Yankees...Hit 1st pro HR and had season-high 4 RBI, 8/23 at Yankees...Hit .314 (16-51) in 15 road games...Played in Florida Instructional League...**2002:** 2nd season with GCL Phils...Tied for 3rd in GCL in doubles, 5th in extra-base hits and tied for 5th in triples...Reached base safely in first 11 games in which he had an at-bat...Hit 2 doubles 3 times: 6/20 at Yankees, 7/3 at Tigers and 8/15 at Yankees...**2003:** Began season at Lakewood (A)...Transferred to Batavia (A), 6/16...Reached base safely in 10 straight games 6/24-7/3 (.378 avg, .452 OBP, 1 HR, 9 RBI)...Had a pro-high 6 RBI, 7/15 vs Mahoning Valley...FIL.

YEAR	CLUB	AVG	G	AB	R	H	2B	3B	HR	RBI	SH	SF	HP	BB	SO	SB	CS	E
2001	Phillies, GCL	.243	30	111	9	27	2	0	1	11	2	1	0	10	21	1	0	4
2002	Phillies, GCL	.306	54	180	21	55	16	4	1	28	2	5	4	14	26	3	3	2
2003	Lakewood	.200	55	175	11	35	6	0	2	12	0	4	4	20	44	5	3	10
	Batavia	.214	67	248	29	53	18	4	3	33	2	4	4	30	45	4	2	5
Minors Totals		.238	206	714	70	170	42	8	7	84	6	14	12	74	136	13	8	21

MINOR LEAGUE PLAYERS



HARRAND, ROBERT C (Bobby)...RHP...**B-T:** R-R...**HT:** 6-5; **WT:** 205...**BORN:** January 11, 1980, Regina, Saskatchewan, Canada...**RESIDES:** Regina...**EDUCATION:** San Diego State University...**OBTAINED:** Phillies 9th round pick in June 2002 draft...**2002:** Began pro career with Batavia (A), 7/26 vs Auburn (3.0 IP, 1 ER)...Lost the first 4 decisions of pro career before earning first win, 8/28 vs Jamestown (6.0 IP, 0 R)...Allowed a season-high 9 ER, 8/7 vs Auburn; without that start had a 2.37 ERA...Pitched at least 6.0 innings in final 4 starts of season...Posted 2.08 ERA in 5 home starts...Pitched in Florida Instructional League...**2003:** Made only 2 appearances with Gulf Coast Phillies (R).

YEAR	CLUB	W-L	ERA	G	GS	CG	SHO	SV	IP	H	R	ER	HR	HB	BB	SO	WP	BK
2002	Batavia	1-5	4.17	8	8	0	0	0	41.0	44	20	19	2	1	13	25	2	0
2003	Phillies, GCL	0-0	3.60	2	1	0	0	0	5.0	7	2	2	0	1	0	7	0	0
Minors Totals		1-5	4.11	10	9	0	0	0	46.0	51	22	21	2	2	13	32	2	0

HEADLEY, JACK...OF...B-T: R-R...**HT:** 5-11; **WT:** 200...**BORN:** December 19, 1979, Gilroy, CA...**RESIDES:** Gilroy...**EDUCATION:** 1998 graduate of Bellarmine (CA) HS...2003 graduate of Santa Clara University...**OBTAINED:** Signed by Phillies as an amateur free agent, 6/5/03...**2003:** Began pro career with Batavia (A)...Had 13 multi-hit games...Stole 3 bases, 6/21 at Jamestown...Hit 2 triples, 8/22 at Oneonta...Appeared in 15 games in RF, 8 in CF and LF, 6 at 2B and 11 as a DH.

YEAR	CLUB	AVG	G	AB	R	H	2B	3B	HR	RBI	SH	SF	HP	BB	SO	SB	CS	E
2003	Batavia	.272	48	180	19	49	6	4	1	22	6	1	7	12	13	10	10	1

HERNANDEZ, FIDEL...SS...B-T: R-R...**HT:** 5-11; **WT:** 160...**BORN:** January 18, 1986, Valencia, Carabobo, VZ...**RESIDES:** Puerto Ordaz, Bolivar, VZ...**EDUCATION:** Liceo Jesus Obrero HS...**OBTAINED:** Signed by the Phillies as an amateur free agent, 3/12/03...**2003:** Made pro debut with Mariara Phillies (R) in Venezuelan Summer League.

YEAR	CLUB	AVG	G	AB	R	H	2B	3B	HR	RBI	SH	SF	HP	BB	SO	SB	CS	E
2003	Phillies, VSL	.184	50	114	17	21	2	0	0	11	5	1	4	10	16	4	6	14

HERNANDEZ, YOEL ALEJANDRO...RHP...B-T: R-R...**HT:** 6-2; **WT:** 170...**BORN:** April 15, 1980, Ciudad Bolivar, VZ...**RESIDES:** Ciudad Bolivar...**OBTAINED:** Signed by Phillies as an amateur free agent, 11/5/98...**1999:** Made pro debut with La Victoria Phillies in the Venezuelan Summer League...**2000:** Played for Gulf Coast Phillies (R)...Selected as GCL post-season All-Star...Led league in ERA (1.35), tied for 1st in SHO with teammate Robinson Tejada and tied for in CG...Did not surrender more than 2 ER in any appearance...Played winter ball for Zulia in VZ league (2-1, 1.37 ERA)...**2001:** Pitched for Lakewood (A)...Led all South Atlantic League pitchers in putouts (17)...Pitched at least 6.0 innings in 19 of 25 starts...Threw 9.0 innings and allowed 1 ER, 6/13 vs Charleston, WV...Struck out season-high 10 batters in 8.2 IP, 8/21 vs Macon...Held right-handers to .229 avg...Pitched in Florida Instructional League...Ranked Phillies 11th-best prospect by *Baseball America*...**2002:** Pitched all season for Clearwater (A) and led Florida State League in innings and losses and tied for 2nd in CG...Allowed 3 HR in first 2 starts and then just 4 more in next 26 starts...Got the decision in first 8 starts (1-7)...Pitched at least 6.0 innings in 19 of 28 starts (68%) and allowed 3 ER or less in 21 of 28 (75%)...Won final 3 starts of season and had a 1.00 ERA in final 4 starts (27.0 IP, 3 ER)...Posted 2.39 ERA in 14 road starts...Pitched winter ball for Zulia, VZ...**2003:** Spent almost the entire season at Reading (AA)...Was 5-1, 3.07 ERA in 22 home games...Made 2 appearances with Scranton (AAA), 7/25 and 8/28.

YEAR	CLUB	W-L	ERA	G	GS	CG	SHO	SV	IP	H	R	ER	HR	HB	BB	SO	WP	BK
1999	Phillies, VSL	2-2	3.32	14	11	0	0	1	59.2	-	27	22	3	6	29	57	5	1
2000	Phillies, GCL	4-1	*1.35	10	9	2	#1	0	60.0	39	10	9	2	7	17	46	4	1
2001	Lakewood	6-9	3.47	25	25	1	0	0	160.2	153	94	62	7	18	42	111	6	2
2002	Clearwater	7-*16	3.54	28	28	3	0	0	*170.1	176	76	67	6	12	54	116	10	1
2003	Reading	6-3	4.26	43	1	0	0	2	74.0	100	43	35	4	7	31	46	4	0
	Scranton	0-0	6.00	2	0	0	0	0	3.0	5	2	2	0	0	0	3	0	0
Minors Totals		25-31	3.36	122	74	6	1	3	527.2	521	252	197	22	50	173	379	29	5

* League Leader # Tied for League Lead

HINIEDA, FERAS...RHP...B-T: R-R...**HT:** 6-3; **WT:** 198...**BORN:** April 4, 1986, Machiques, Zulia, VZ...**RESIDES:** Valencia, Carabobo, VZ...**EDUCATION:** Colegio California HS...**OBTAINED:** Signed by the Phillies as an amateur free agent, 4/16/03...**2003:** Made pro debut with Mariara Phillies (R) in Venezuelan Summer League.

YEAR	CLUB	W-L	ERA	G	GS	CG	SHO	SV	IP	H	R	ER	HR	HB	BB	SO	WP	BK
2003	Phillies, VSL	0-3	7.94	9	4	0	0	0	22.2	26	25	20	2	4	12	15	1	0



MINOR LEAGUE PLAYERS

HODGES, DANIEL WAYNE...LHP..B-T: L-L...HT: 6-0; WT: 185...BORN: March 6, 1981, Jacksonville, FL...RESIDES: Hilliard, FL...EDUCATION: Graduate of Bishop Kenny (FL) HS...2003 graduate of Florida State University...MISC: Leads FSU all-time in game appearances with 129...OBTAINED: Phillies 26th round pick in June 2003 draft...2003: Began pro career with Batavia (A)...Struck out at least 1 batter in all 8 appearances before being promoted to Lakewood (A), 7/9...13 of his 14 appearances were scoreless...Held right-handers to .164 avg...Held all hitters to .132 avg with runners on base...Pitched in Florida Instructional League.

YEAR	CLUB	W-L	ERA	G	GS	CG	SHO	SV	IP	H	R	ER	HR	HB	BB	SO	WP	BK
2003	Batavia	0-0	1.26	8	0	0	0	1	14.1	12	3	2	0	1	3	13	3	0
	Lakewood	2-0	0.82	14	0	0	0	3	22.0	16	2	2	0	0	7	13	0	0
Minors Totals		2-0	0.99	22	0	0	0	4	36.1	28	5	4	0	1	10	26	3	0

HONSA, CHRISTOPHER (Chris)...RHP..B-T: R-R...HT: 6-3; WT: 185...BORN: August 13, 1983, Chandler, AZ...RESIDES: Chandler...EDUCATION: 2001 graduate of Corona Del Sol (AZ) HS...Attended Hutchinson (KS) CC...OBTAINED: Signed by Phillies as an amateur free agent, 6/29/03...2003: Began pro career with Gulf Coast Phillies (R)...Recorded all 4 saves in a 5-game span 7/31-8/19.

YEAR	CLUB	W-L	ERA	G	GS	CG	SHO	SV	IP	H	R	ER	HR	HB	BB	SO	WP	BK
2003	Phillies, GCL	1-2	3.00	11	0	0	0	4	24.0	24	17	8	0	1	9	17	4	0

HOPPER, MATTHEW BLAKE...IB..B-T: R-R...HT: 6-4; WT: 220...BORN: November 6, 1979, Colorado Springs, CO...RESIDES: Golden, CO...EDUCATION: University of Nebraska...MISC: Holds Nebraska's career HR mark (64)...HOBBIES: Golf...OBTAINED: Phillies 10th round pick in June 2003 draft...2003: Began pro career with Lakewood (A)...Hit 1st pro HR, 7/9 at Lake County.

YEAR	CLUB	AVG	G	AB	R	H	2B	3B	HR	RBI	SH	SF	HP	BB	SO	SB	CS	E
2003	Lakewood	.188	32	96	9	18	3	1	1	5	0	0	2	19	34	0	1	2

HUTCHISON, RYAN P...RHP..B-T: R-R...HT: 6-0; WT: 205...BORN: August 9, 1978, Vincennes, IN...RESIDES: Vincennes...EDUCATION: 1997 graduate Vincennes Lincoln HS; attended Western Kentucky University...MISC: Played Little League and Babe Ruth baseball...HOBBIES: Golf, fishing...OBTAINED: Phillies 17th round pick in June 2001 draft...2001: Made pro debut for Batavia (A), 6/20 vs Auburn...Led pitching staff in appearances...Did not allow a run in 21 consecutive outings (26.0 innings), 6/25-8/31...Appeared in most games for Batavia (26)...3rd in league in games finished (23)...Pitched in Florida Instructional League...2002: Spent season with Clearwater (A)...Placed on DL, 5/29 (injured right wrist)...Activated, 6/20...Was 1-0, 1.33 ERA (27.0 IP, 4 ER) in final 13 appearances...Had right wrist surgery following season...2003: Split season between Clearwater and Reading (AA)...Made 8 appearances (7 scoreless) with 5 saves for Clearwater...Held opponents to .212 avg including .143 against right-handers...Promoted to Reading, 5/24...Recorded a save, 5/24 in his first AA appearance...Made 8 scoreless appearances, 6/9-6/29 (7.2 IP)...Finished second on Reading in saves.

YEAR	CLUB	W-L	ERA	G	GS	CG	SHO	SV	IP	H	R	ER	HR	HB	BB	SO	WP	BK
2001	Batavia	3-1	0.55	26	0	0	0	9	33.0	21	3	2	0	3	10	31	1	0
2002	Clearwater	1-2	3.51	29	0	0	0	0	51.1	56	26	20	0	7	20	37	4	0
2003	Clearwater	0-0	0.96	8	0	0	0	5	9.1	7	1	1	0	0	0	9	0	0
	Reading	3-2	3.76	34	0	0	0	5	52.2	54	23	22	6	8	17	17	1	0
Minors Totals		7-5	2.77	97	0	0	0	19	146.1	138	53	45	6	18	47	94	6	0

ISENHOWER, JEREMIAH BROCK (Jeremy)...2B...B-T: L-R...HT: 5-11; WT: 182...BORN: April 12, 1980, Paola, KS...RESIDES: Osawatomie, KS...EDUCATION: Southwest Missouri State University...OBTAINED: Phillies 31st round pick in June 2002 draft...2002: Began pro career with Gulf Coast Phillies (R), 6/20 at Yankees (1-4)...Played 3 games for Batavia (A)...Placed on DL, 8/2 (right hand fracture)...2003: Spent season with Lakewood (A)...South Atlantic League in-season All-Star...Appeared in 71 games at 2B, 18 in LF and 12 at DH...Hit 2 HR, 4/16 at Kannapolis...Went 4-for-6, 4 RBI, 3 R, 7/26 at Greensboro.

YEAR	CLUB	AVG	G	AB	R	H	2B	3B	HR	RBI	SH	SF	HP	BB	SO	SB	CS	E
2002	Phillies, GCL	.308	27	91	16	28	8	0	1	10	0	1	2	10	21	6	3	6
	Batavia	.400	3	10	1	4	0	1	0	3	0	2	1	0	0	1	0	0
2003	Lakewood	.245	102	326	43	80	17	4	3	39	1	5	13	40	84	14	4	12
Minors Totals		.262	132	427	60	112	25	5	4	52	1	8	16	50	105	21	7	18

MINOR LEAGUE PLAYERS

ITALIANO, NICHOLAS (Nick)...2B...B-T: L-R...**HT:** 5-9; **WT:** 185...**BORN:** May 31, 1981, Camden, NJ...**RESIDES:** Marlton, NJ...**EDUCATION:** 1999 graduate of Bishop Eustace (NJ) Prep...2003 graduate of University of Pennsylvania...**HOBBIES:** Watching baseball, reading, music...**OBTAINED:** Signed by Phillies as an amateur free agent, 6/17/03...**2003:** Began pro career with Gulf Coast Phillies (R)...Led team in avg...Had 11 multi-hit games...Had a season-high 5 RBI, 8/13 at Tigers...Promoted to Lakewood (A), 8/26.

YEAR	CLUB	AVG	G	AB	R	H	2B	3B	HR	RBI	SH	SF	HP	BB	SO	SB	CS	E
2003	Phillies, GCL	.349	37	129	28	45	9	3	0	21	1	3	0	16	22	5	3	6
	Lakewood	.222	3	9	1	2	0	1	0	1	0	1	0	0	1	0	0	0
Minors Totals		.341	40	138	29	47	9	4	0	22	1	4	0	16	23	5	3	6

JARVIS, ANDREW (Andy)...1B...B-T: L-L...**HT:** 6-5; **WT:** 225...**BORN:** September 5, 1980, Renton, WA...**RESIDES:** Renton...**EDUCATION:** 1999 graduate of Liberty HS...2003 graduate of Oregon State University...**HOBBIES:** Golf, fishing...**OBTAINED:** Signed by Phillies as an amateur free agent, 6/5/03...**2003:** Began pro career with Gulf Coast Phillies (R)...Promoted to Clearwater (A) for 3 games (.333 avg), 7/12-15, then returned to GCL...Had a season-high 5 RBI (3-3, 3B, HR), 7/24 at Yankees...Phillies Minor League Player of the Week, 7/21-27 (.444, 2 2B, 1 3B, 2 HR, 7 RBI)...Promoted to Lakewood (A), 8/12, and was tied for GCL team lead with 5 HR at the time...Hit .302 at home for Lakewood...Made pitching debut, 8/22 vs Charleston, WV (1.0 IP, 2 H, 1 SO).

YEAR	CLUB	AVG	G	AB	R	H	2B	3B	HR	RBI	SH	SF	HP	BB	SO	SB	CS	E
2003	Phillies, GCL	.261	35	115	13	30	4	1	5	20	0	0	0	19	18	2	0	0
	Clearwater	.333	3	9	0	3	1	0	0	2	0	0	0	1	1	0	0	0
	Lakewood	.267	21	75	10	20	2	0	3	11	0	1	0	8	22	0	2	3
Minors Totals		.266	59	199	23	53	7	1	8	33	0	1	0	28	41	2	2	3

JIMENEZ, ELVIS M....RHP...B-T: R-R...**HT:** 6-1; **WT:** 190...**BORN:** August 30, 1985, Caracas, VZ...**RESIDES:** Caracas...**OBTAINED:** Signed by Phillies as an amateur free agent, 12/21/02...**2003:** Made pro debut with Guanama Phillies in Dominican Summer League (R)...Pitched in 1 game before being promoted to Gulf Coast Phillies (R), 6/8...Had a 3.60 ERA in 9 road games.

YEAR	CLUB	W-L	ERA	G	GS	CG	SHO	SV	IP	H	R	ER	HR	HB	BB	SO	WP	BK
2003	Phillies, DSL	0-0	1.80	1	1	0	0	0	5.0	2	1	1	-	-	0	2	-	-
	Phillies, GCL	0-1	5.45	16	2	0	0	1	34.2	44	31	21	1	4	19	19	7	0
Minors Totals		0-1	4.99	17	3	0	0	1	39.2	46	32	22	1	4	19	21	7	0

JONES, TERRY D...3B...B-T: R-R...**HT:** 6-2; **WT:** 190...**BORN:** March 20, 1983, Pomona, CA...**RESIDES:** Upland, CA...**EDUCATION:** 2001 graduate of Upland (CA) HS...**OBTAINED:** Phillies 4th round pick in June 2001 draft...**MISC:** Played Little League, Babe Ruth, American Legion ball; 2nd cousin of former Eagles quarterback Rodney Peete...**HOBBIES:** Golf, bowling, sports...**2001:** Made pro debut with Gulf Coast Phillies (R), 8/13 vs Royals (2-4, R, RBI)...Played in Florida Instructional League...**2002:** Played for Batavia (A)...Led team in triples...Placed on DL, 7/9 (left foot fracture)...Activated, 8/2...**FIL...****2003:** Spent season with Lakewood (A)...Had season-best 10-game hitting streak, 5/10-22 (.444, 4 2B, 1 3B, 2 HR, 7 RBI)...Phillies Minor League Player of the Week, 5/19-25 (.381, 1 2B, 2 HR, 8 RBI, 3 BB, 4 R)...Had back-to-back 4-hit games, 7/26 & 28...Had a season-high 5 RBI, 8/31 vs Kannapolis...Led team in RBI...**FIL...**Rated 10th-best prospect in Phillies minor league system by *Baseball America*.

YEAR	CLUB	AVG	G	AB	R	H	2B	3B	HR	RBI	SH	SF	HP	BB	SO	SB	CS	E
2001	Phillies, GCL	.194	9	36	3	7	0	0	0	4	0	0	0	2	5	0	0	6
2002	Batavia	.223	43	157	13	35	8	4	1	16	1	1	5	12	40	5	1	9
2003	Lakewood	.240	129	454	57	109	27	4	11	66	2	2	1	43	111	11	9	16
Minors Totals		.233	181	647	73	151	35	8	12	86	3	3	6	57	156	16	10	31

KARLSEN, GRANT COLIN...C...B-T: R-R...**HT:** 6-2; **WT:** 185...**BORN:** February 21, 1985, Box Hill, Victoria, Australia...**RESIDES:** Victoria, Australia...**EDUCATION:** Mt. Waverley Secondary College...**OBTAINED:** Signed by Phillies as an amateur free agent, 1/23/03...**MISC:** Played for 2002 Australian National Team...**2003:** Began pro career with Gulf Coast Phillies (R)...Played all 23 games at catcher...Scored 3 runs, 8/13 at Tigers.

YEAR	CLUB	AVG	G	AB	R	H	2B	3B	HR	RBI	SH	SF	HP	BB	SO	SB	CS	E
2003	Phillies, GCL	.134	23	67	5	9	2	0	0	10	1	1	1	7	23	0	0	3



MINOR LEAGUE PLAYERS

KEENE, KURT JOSEPH...**INF.-OF...****B-T:** R-R...**HT:** 6-0;**WT:** 190...**BORN:** August 22, 1977, Chattanooga, TN...**RESIDES:** Chattanooga...**EDUCATION:** Attended the University of Florida...**MISC:** Set school record for hits in a season (103)...**OBTAINED:** Selected by Phillies in AAA phase of the Rule 5 draft, 12/15/03; originally selected by TOR in 24th round of June 2000 draft...**2000:** Made pro debut with Queens (A)...Hit in first 6 games before being promoted to Hagerstown (A), 7/2...Had 8-game hitting streak, 7/31-8/7 (.429, 12 RBI)...Batted .320, 24 RBI with runners on base...Collected a season-high 4 hits, 8/6 vs Cape Fear...**2001:** Split season between Dunedin (A) and Charleston, WV (A)...Had 3 consecutive two-hit games with Charleston, 6/1-3...**2002:** Played entire season with Dunedin (A)...Went 4-for-4, 2 2B, 3 RBI, 6/1 vs Daytona...Hit .376, 11 RBI in May...Had 4th-lowest SO ratio in Florida State League (1.0 SO/10.87 AB)...**2003:** Began season with New Haven (AA)...Batted .320 in 22 games before being assigned to Dunedin...Hit .407 at home in 21 games...Had a season-high 8-game hitting streak, 5/10-18...Promoted to Syracuse (AAA), 6/16...Hit in 10 of his first 12 games, .372 (16-43)...Started games at 6 positions (2B, SS, 3B, LF, RF, DH)...Assigned to New Haven, 8/4.

YEAR	CLUB	AVG	G	AB	R	H	2B	3B	HR	RBI	SH	SF	HP	BB	SO	SB	CS	E
2000	Queens	.261	11	46	10	12	1	0	0	5	0	0	0	6	10	4	1	4
	Hagerstown	.261	55	199	16	52	11	0	1	25	0	1	3	8	33	4	6	8
2001	Dunedin	.182	53	132	16	24	4	0	0	8	4	2	3	9	23	0	2	10
	Charleston, WV	.172	16	58	7	10	2	0	1	4	0	0	0	0	10	0	0	4
2002	Dunedin	.261	108	379	46	99	17	1	1	37	3	2	1	39	39	6	2	21
2003	New Haven	.281	43	153	18	43	7	0	2	23	0	3	2	10	12	2	1	7
	Dunedin	.341	36	135	20	46	9	1	2	16	4	1	4	7	19	2	2	2
	Syracuse	.236	42	140	20	33	6	1	1	14	5	1	0	13	28	0	1	6
Minors Totals		.257	364	1242	153	319	57	3	8	132	16	10	13	92	174	18	15	62

KENDRICK, KYLE R...**RHP..B-T:** R-R...**HT:** 6-3;**WT:** 190...**BORN:** August 26, 1984, Houston TX...**RESIDES:** Mount Vernon, WA...**EDUCATION:** 2003 graduate Mount Vernon (WA) HS...**HOBBIES:** Baseball, fishing, weight lifting...**MISC:** Turned down a scholarship to play quarterback at Washington State...**OBTAINED:** Phillies 7th round pick in June 2003 draft...**2003:** Began pro career with Gulf Coast Phillies (R)...Pitched in Florida Instructional League.

YEAR	CLUB	W-L	ERA	G	GS	CG	SHO	SV	IP	H	R	ER	HR	HB	BB	SO	WP	BK
2003	Phillies, GCL	0-4	5.46	9	5	0	0	0	31.1	40	24	19	3	0	12	26	2	0

KLEMM, CHRISTOPHER (Chris)...**OF..B-T:** L-L...**HT:** 6-2;**WT:** 210...**BORN:** April 25, 1981, La Jolla, CA...**RESIDES:** Whittier, CA...**EDUCATION:** 1999 graduate of Servite (CA) HS...Attended University of California-Irvine...**OBTAINED:** Signed by Phillies as an amateur free agent, 6/4/03...**2003:** Began pro career with Gulf Coast Phillies (R)...GCL post-season All-Star...Hit in 12 straight games, 7/25-8/12 (.378) and 21 of 22 games (.413), 7/25-8/24...Batted .361 on road...Led team in RBI.

YEAR	CLUB	AVG	G	AB	R	H	2B	3B	HR	RBI	SH	SF	HP	BB	SO	SB	CS	E
2003	Phillies, GCL	.336	42	143	20	48	8	2	2	23	1	1	2	18	43	3	3	2

KUBES, GREGORY JOE (Greg)...**(pronounced KU-bess)...****LHP..B-T:** R-L...**HT:** 6-6;**WT:** 205...**BORN:** November 10, 1976, Wharton, TX...**RESIDES:** East Bernard, TX...**EDUCATION:** 1995 graduate of East Bernard ISD HS; attended Sam Houston State U...**MISC:** Cousin, Dave Palvas, played in Expos system...Played Little League, Babe Ruth ball...**HOBBIES:** Fishing, hunting, water sports...**OBTAINED:** Phillies 14th round pick in June 1998 draft...**1997:** 9-3, 3.44 ERA at Sam Houston State...All-Southern Conference...Conference's Pitcher of the Year...**1998:** Made pro debut at Batavia (A)...Won first 4 decisions...New York-Penn League All-Star, 2nd team...Florida Instructional League...**1999:** Pitched at Piedmont (A)...5th in ERA and tied-1st in South Atlantic League in CG with teammate Derrick Turnbow...Led team in games started and innings pitched...Posted 5 straight wins, 4/26-5/24...Struck out 7 or more 12 times...Recorded 12 strikeouts, 5/24 vs Savannah (9 IP, 7 H, 1 R, 1 ER, 1 BB)...Named to SAL All-Star team...**FIL...****2000:** Spent entire season at Clearwater (A)...Gave up 3 ER or less in 16 of 24 starts...Tied for team lead in starts (Carlos Silva)...Had left knee scoped, 11/13 (Dr. Bill Bryan)...**2001:** Began season with Clearwater...Florida State League All-Star...Won 5 consecutive decisions, 4/10-5/6...Struck out season-high 9, 6/3 vs Jupiter (7.0 IP) and 8/17 at Sarasota (5.1 IP)...Promoted to Reading (AA), 6/21...Returned to Clearwater, 7/25...**2002:** Spent entire season with Reading...His 13 wins were a pro high and tied for 3rd-most in Eastern League...Tied for 2nd in EL in innings and 7th in ERA...Named Reading's Co-Pitcher of the Year (with Ryan Madson)...Started and won 9:05 am game, 5/8 vs Altoona (7.0 IP, 3 H, 2 R, ER, 2 BB, SO)...Won first 9 decisions at home (9-0, 76.2 IP, 68 H, 21 R, 18 ER, 16 BB, 42 SO)...Overall, was 10-2, 2.98 ERA at home...Won 6 consecutive starts, 6/15-7/13...EL Pitcher of the Week, 7/1-7 (2-0, 14.0 IP, 3 ER)...Pitched a season-high 8.0 IP, 8/19 at Altoona...Pitched at least 6.0 innings in 20 of 26 starts...Held LHH to .188 avg...**2003:** Spent entire season at Scranton (AAA)...Split time between rotation (10 GS) and bullpen (27 G)...Got 1st AAA win, 4/19 vs Syracuse (5.0 IP, 3 H, 1 ER, 1 BB, 7 SO)...Red Barons Player of the Month for April (1-1, 1.64 ERA, 1 save)...Pitched in Arizona Fall League for Mesa.

MINOR LEAGUE PLAYERS

YEAR	CLUB	W-L	ERA	G	GS	CG	SHO	SV	IP	H	R	ER	HR	HB	BB	SO	WP	BK
1998	Batavia	7-3	3.23	15	12	0	0	0	75.1	72	33	27	1	0	23	79	4	3
1999	Piedmont	11-12	2.62	27	27	#4	0	0	164.2	162	65	48	4	3	47	147	4	0
2000	Clearwater	5-9	4.56	24	24	0	0	0	136.1	158	81	69	6	5	64	70	4	0
2001	Clearwater	10-6	3.79	20	19	0	0	0	111.2	124	59	47	7	3	50	89	0	0
	Reading	0-1	3.67	6	5	0	0	0	27.0	32	12	11	1	0	7	12	0	0
2002	Reading	13-7	3.46	28	27	0	0	0	174.1	177	74	67	16	0	45	106	1	0
2003	Scranton	6-3	4.26	37	10	0	0	3	95.0	117	49	45	7	2	16	62	2	4
Minors Totals		52-41	3.60	157	124	4	0	3	784.1	842	373	314	42	13	252	565	15	7

Tied for League Lead

LEE, SEUNG HAK...RHP...B-T: R-R...**HT:** 6-4; **WT:** 225...**BORN:** June 2, 1979, Namhae-Gun, Korea...**RESIDES:** Pusan, Korea...**EDUCATION:** 1998 graduate Technical High School; attended Dan Kook University...**OBTAINED:** Signed by Phillies as an amateur free agent, 3/6/01...**2001:** Had back surgery, 6/19...Made 3 rehab starts for Gulf Coast Phillies (R), 7/27-8/5...Activated, 8/8 and assigned to Batavia (A)...Pitched in Florida Instructional League...**2002:** Began season with Lakewood (A)...Tied for 1st in South Atlantic League in CG...Allowed 2 ER or less in 12 of 22 starts (55%)...Walked just 8 batters in first 39.0 IP...Made 1st pro relief appearance, 4/22 vs South Georgia, and recorded 1st pro save (4.0 IP)...Promoted to Clearwater (A), 8/11...Made 3 starts and did not allow an ER...Named Florida State League Pitcher of the Week, 8/19-25 (1-0, 0.00 ERA, SHO, 9.0 IP)...Promoted to Reading (AA), 9/2...Made 1 start and did not allow an ER...Overall, in 2 promotions, did not allow an ER in final 25.0 IP of regular season...Rated 18th-best prospect in the South Atlantic League by *Baseball America*...Pitched in FIL and for Grand Canyon in Arizona Fall League...**2003:** Spent majority of season at Reading before a late-season promotion to Scranton (AAA)...Phillies Minor League Pitcher of the Week, 4/14-20 (1-0, 6.0 IP, 1 H, 1 BB, 5 SO)...In-season Eastern League All-Star...Was 6-2, 2.50 ERA at home with .196 opposing avg...Had a 4-game winning streak (5 starts), 7/7-31...Stuck out a season-high 10 batters, 7/26 at Harrisburg...Led Reading staff in starts...Promoted to Scranton, 8/27, and made 2 appearances.

YEAR	CLUB	W-L	ERA	G	GS	CG	SHO	SV	IP	H	R	ER	HR	HB	BB	SO	WP	BK
2001	Phillies, GCL	1-0	3.00	3	3	0	0	0	9.0	12	7	3	0	1	0	4	0	0
	Batavia	0-3	7.65	4	4	0	0	0	20.0	31	24	17	3	2	4	14	1	0
2002	Lakewood	7-10	3.24	23	22	#5	0	1	147.1	132	64	53	8	7	46	112	8	1
	Clearwater	2-0	0.00	3	3	1	1	0	19.0	6	1	0	0	0	2	16	0	1
	Reading	0-1	0.00	1	1	0	0	0	6.0	5	2	0	1	0	0	6	0	0
2003	Reading	11-6	4.96	26	25	0	0	0	147.0	140	85	81	*21	6	47	109	4	0
	Scranton	0-2	23.63	2	1	0	0	0	5.1	18	15	14	2	2	0	5	0	0
Minors Totals		21-22	4.28	62	59	6	1	1	353.2	344	198	168	35	18	99	266	13	2

* League Leader # Tied for League Lead

LEON, CARLOS DANIEL...2B...B-T: S-R...**HT:** 5-10; **WT:** 160...**BORN:** August 31, 1979, Cabimas, VZ...**RESIDES:** Cabimas...**OBTAINED:** Signed by Phillies as a minor league free agent, 12/22/03; originally signed by BOS as non-drafted free agent, 1/2/97...**1997:** Made pro debut with Gulf Coast Red Sox (R)...Participated in Florida Instructional League...Played winter ball for Zulia, VZ...**1998:** Spent season with Michigan (A)...Did not commit an error in 30 consecutive games, 7/30-9/2...Participated in FIL...**1999:** Split season between Sarasota (A) and Augusta (A)...**2000:** Began season in Sarasota...Had two 10-game hit streaks, 4/19-28 and 5/14-25...Collected season-high 4 RBI, 5/31 vs Lakeland...Hit .370 in 23 May games and .367 in 16 June games...Scored a run in 10 consecutive games, 7/10-21...Promoted to Trenton (AA) late in season and appeared in 15 games...Named BOS's Minor League Player of the Year for Sarasota...Played for Zulia...**2001:** Appeared in just 11 games for Trenton before being placed on DL for remainder of season...Played for Zulia...**2002:** Spent entire season with Trenton...Hit .500 (13-26) over 5-game span, 5/13-22...Reached base safely in 19 consecutive games, 5/25-6/16...Had two 4-hit games, 5/17 vs New Haven and 7/17 vs Norwich...Hit .352 (43-122) at home...**2003:** Spent season with Portland (AA)...Reached base safely in first 11 games of season...Had 7 multi-hit games over 10-game span, 7/12-24 (.396, 19-48, 4 2B, 2 3B, 7 RBI, 10 R); raised avg from .302 to .331...Hit .339 (21-62), 20 RBI with RISP and .429 (3-7), 7 RBI with bases loaded.

YEAR	CLUB	AVG	G	AB	R	H	2B	3B	HR	RBI	SH	SF	HP	BB	SO	SB	CS	E
1997	Red Sox, GCL	.246	44	126	18	31	5	3	0	15	3	0	1	14	25	10	3	9
1998	Michigan	.250	107	372	59	93	7	3	3	37	10	3	11	50	81	10	10	17
1999	Sarasota	.156	47	154	16	24	1	1	0	14	5	0	3	12	16	9	1	8
	Augusta	.233	60	210	34	49	7	0	1	19	0	1	10	23	42	13	4	11
2000	Sarasota	.308	88	302	61	93	14	4	1	31	4	3	6	37	24	12	10	11
	Trenton	.204	15	49	4	10	4	0	0	4	2	0	1	5	13	1	2	2
2001	Trenton	.222	11	27	4	6	0	2	0	2	2	0	1	1	4	2	2	3
2002	Trenton	.279	81	265	44	74	11	2	1	20	9	5	6	27	31	15	9	17
2003	Portland	.301	75	259	45	78	10	4	2	23	9	3	8	21	34	10	6	13
Minors Totals		.260	528	1764	285	458	59	19	8	165	44	15	47	190	270	82	47	91



MINOR LEAGUE PLAYERS

LIBEY, JUSTIN CARROLL...RHP...B-T: R-R...**HT:** 6-5; **WT:** 215...**BORN:** January 14, 1981, Angola, IN...**RESIDES:** Angola...**EDUCATION:** 1999 graduate of Angola (IN) HS...Attended Manchester (IN) College...**OBTAINED:** Phillies 33rd round pick in June 2003 draft...**2003:** Began pro career with Batavia (A)...Started in bullpen but was moved into the starting rotation...Struck out a season-high 9 batters, 8/5 at Auburn...Had a 0.53 ERA at home...Pitched in Florida Instructional League.

YEAR	CLUB	W-L	ERA	G	GS	CG	SHO	SV	IP	H	R	ER	HR	HB	BB	SO	WP	BK
2003	Batavia	4-4	2.78	17	9	0	0	1	68.0	68	31	21	4	5	24	63	4	1

LINDER, MATTHEW R. (Matt)...RHP...B-T: R-R...**HT:** 6-5; **WT:** 185...**BORN:** September 15, 1985, Thunder Bay, Ontario, Canada...**RESIDES:** Thunder Bay...**EDUCATION:** 2003 graduate Sir Winston Churchill (ON) HS...**HOBBIES:** Collecting baseball cards, lifting weights...**OBTAINED:** Phillies 8th round pick in June 2003 draft...**2003:** Began pro career with Gulf Coast League (R)...Made 3 appearances before being shut down with an injury...Pitched in Florida Instructional League.

YEAR	CLUB	W-L	ERA	G	GS	CG	SHO	SV	IP	H	R	ER	HR	HB	BB	SO	WP	BK
2003	Phillies, GCL	0-0	3.60	3	0	0	0	0	5.0	4	2	2	0	0	6	4	1	0

LOPEZ, JOSE RUBEN...OF...B-T: S-R...**HT:** 5-11; **WT:** 165...**BORN:** March 9, 1984, Caracas, VZ...**RESIDES:** Miranda, VZ...**EDUCATION:** U.E.P. Ignacio Burk HS...**OBTAINED:** Signed by the Phillies as an amateur free agent, 2/9/02...**2002:** Made pro debut with Mariara Phillies (R) in Venezuelan Summer League...**2003:** 2nd season with VSL...Went 3-for-3 with 3 RBI and 3 runs, 5/26.

YEAR	CLUB	AVG	G	AB	R	H	2B	3B	HR	RBI	SH	SF	HP	BB	SO	SB	CS	E
2002	Phillies, VSL	.202	61	223	29	45	6	2	0	16	0	0	6	18	67	7	7	7
2003	Phillies, VSL	.241	54	166	31	40	10	1	1	20	1	3	2	22	53	11	6	1
Minors Totals		.219	115	389	60	85	16	3	1	36	1	3	8	40	120	18	13	8

LOPEZ, MARCOS JOSE...SS...B-T: S-R...**HT:** 5-11; **WT:** 160...**BORN:** March 21, 1982, Barcelona, VZ...**RESIDES:** Barcelona...**OBTAINED:** Signed as an amateur free agent, 4/30/02...**2002:** Played for Mariara Phillies (R) in Venezuelan Summer League...**2003:** 2nd season with Mariara...Played in 54 games (44 starts).

YEAR	CLUB	AVG	G	AB	R	H	2B	3B	HR	RBI	SH	SF	HP	BB	SO	SB	CS	E
2002	Phillies, VSL	.189	45	127	13	24	3	0	0	4	1	0	3	15	28	6	4	11
2003	Phillies, VSL	.254	54	177	31	45	2	3	0	19	2	1	7	16	30	15	4	18
Minors Totals		.227	99	304	44	69	5	3	0	23	3	1	10	31	58	21	8	29

LOPEZ, MAUBER JOSE...C...B-T: R-R...**HT:** 5-10; **WT:** 170...**BORN:** June 30, 1981, San Pablo Yaracuy, VZ...**RESIDES:** Carabobo, VZ...**OBTAINED:** Signed by Phillies as an amateur free agent, 8/16/00...**2001:** Made pro debut with Mariara Phillies (R)...**2002:** 2nd season with Phillies Venezuelan Summer League...**2003:** Spent season with Gulf Coast Phillies (R)...Batted .324 in July.

YEAR	CLUB	AVG	G	AB	R	H	2B	3B	HR	RBI	SH	SF	HP	BB	SO	SB	CS	E
2001	Phillies, VSL	.185	48	124	17	23	4	0	2	15	0	0	0	13	20	0	0	6
2002	Phillies, VSL	.305	61	213	34	65	9	1	5	35	4	0	6	27	35	10	6	2
2003	Phillies, GCL	.282	25	71	2	20	5	0	0	6	1	0	0	5	5	1	0	3
Minors Totals		.265	134	408	53	108	18	1	7	56	5	0	6	45	60	11	6	11

MACHI, JEAN MANUEL...RHP...B-T: R-R...**HT:** 6-0; **WT:** 160...**BORN:** February 1, 1983, El Tigre Anzoategui, VZ...**RESIDES:** Valle De La Pascua, Guarico, VZ...**EDUCATION:** Liceo Jose Rafael Revenga HS...**OBTAINED:** Signed by Phillies as an amateur free agent, 2/22/00...**2000:** Spent 1st pro season with La Victoria (R) in Phillies Venezuelan Summer League...**2001:** Pitched for Mariara (R) in VSL...Tied for 1st in league with 8 wins...Led team in wins, IP and SO...Played winter ball for Magallanes, VZ...**2002:** Began season with Mariara...Did not allow an ER in any appearance...Recorded the win or save in 8 consecutive appearances, 5/14-7/2...Held opponents to .132 avg for VSL Phils...Promoted to Gulf Coast Phillies (R)...Both wins came in back-to-back starts in 2nd games of doubleheaders, 8/16 vs Yankees (5.0 IP, 1 ER) and 8/21 vs Tigers (5.0 IP, 1 ER)...Held opponents to .129 avg for GCL Phils...Combined to go 4-0, 0.70 ERA...Pitched in Florida Instructional League...**2003:** Spent season with Batavia (A)...Made 8 starts and allowed only 1 HR...Placed on suspended list, 8/3.

MINOR LEAGUE PLAYERS

YEAR	CLUB	W-L	ERA	G	GS	CG	SHO	SV	IP	H	R	ER	HR	HB	BB	SO	WP	BK
2000	Phillies,VSL	2-2	4.13	11	3	0	0	1	24.0	21	15	11	1	5	14	23	5	1
2001	Phillies,VSL	#8-3	2.86	14	7	1	0	2	56.2	40	23	18	0	0	30	56	0	0
2002	Phillies,VSL	2-0	0.00	11	0	0	0	7	11.2	5	0	0	0	2	3	13	0	1
	Phillies,GCL	2-0	1.00	10	2	0	0	1	27.0	11	4	3	0	1	16	22	2	0
2003	Batavia	2-4	4.78	8	8	0	0	0	32.0	30	21	17	1	7	13	19	2	0
Minors Totals		16-9	3.12	54	20	1	0	11	151.1	107	63	49	2	15	76	133	9	2

Tied for League Lead

MARIN, ROGER ANTONIO...RHP...B-T: R-R...**HT:** 6-1; **WT:** 178...**BORN:** December 7, 1983, Rivas, Nicaragua...**RESIDES:** Rivas...**OBTAINED:** Signed by the Phillies as an amateur free agent, 2/17/03...**2003:** Made pro debut with Mariara Phillies (R) in Venezuelan Summer League...Picked up his first career win, 7/3 (8.0 IP, 6 H, 2 R, 2 ER, 2 BB, 10 SO).

YEAR	CLUB	W-L	ERA	G	GS	CG	SHO	SV	IP	H	R	ER	HR	HB	BB	SO	WP	BK
2003	Phillies,VSL	2-0	1.50	10	2	0	0	0	30.0	21	6	5	1	4	6	28	4	0

MARTINEZ, DELIO MIGUEL...RHP...B-T: R-R...**HT:** 6-2; **WT:** 190...**BORN:** February 20, 1983, Anzoategui, VZ...**RESIDES:** Anzoategui...**OBTAINED:** Signed by Phillies as an amateur free agent, 2/13/02...**2002:** Spent 1st pro season with Mariara Phillies (R) in Venezuelan Summer League...**2003:** Second season with Mariara...Struck out season-high 9 batters, 7/22.

YEAR	CLUB	W-L	ERA	G	GS	CG	SHO	SV	IP	H	R	ER	HR	HB	BB	SO	WP	BK
2002	Phillies,VSL	1-1	1.65	12	0	0	0	0	16.1	14	6	3	2	3	5	20	6	0
2003	Phillies,VSL	4-1	2.18	11	10	0	0	0	57.2	42	21	14	1	10	12	51	2	0
Minors Totals		5-2	2.07	23	10	0	0	0	74.0	56	27	17	3	13	17	71	8	0

MATHIESON, SCOTT WILLIAM...RHP...B-T: R-R...**HT:** 6-3; **WT:** 190...**BORN:** February 27, 1984, Vancouver, British Columbia, Canada...**RESIDES:** Aldergrove, BC, Canada...**EDUCATION:** 2002 Graduate of Aldergrove (BC) Secondary School...**OBTAINED:** Phillies 17th round pick in June 2002 draft...**2002:** Made pro debut with Gulf Coast Phillies (R) and appeared in 7 games...**2003:** Began season with Gulf Coast, 6/19 at Tigers (7.0 IP, 0 H, 0 R, 1 BB, 9 SO)...Pitched at least 6.0 innings in 7 of 11 starts...Promoted to Batavia (A), 8/25, where he made 21 relief appearances...Led team in innings, starts and strikeouts...Pitched in Florida Instructional League.

YEAR	CLUB	W-L	ERA	G	GS	CG	SHO	SV	IP	H	R	ER	HR	HB	BB	SO	WP	BK
2002	Phillies,GCL	0-2	5.40	7	2	0	0	0	16.2	24	11	10	0	2	6	14	0	1
2003	Phillies,GCL	2- [*] 7	5.52	11	11	0	0	0	58.2	59	42	36	5	1	13	51	4	0
	Batavia	0-0	0.00	2	0	0	0	1	6.0	0	0	0	0	0	7	0	0	0
Minors Totals		2-9	5.09	20	13	0	0	1	81.1	83	53	46	5	3	19	72	4	1

* League Leader

MAYFIELD, JAMES BRANDON (Brandon)...RHP...B-T: R-R...**HT:** 6-7; **WT:** 220...**BORN:** October 17, 1978, Birmingham, AL...**RESIDES:** Birmingham...**EDUCATION:** 1996 graduate Erwin HS (baseball, basketball, football); attended Auburn University...**MISC:** Played Little League, Babe Ruth, Connie Mack and American Legion ball...Pitched for the Grand Lakes Mariners in the Great Lakes League...**HOBBIES:** Hunting, fishing, basketball...**OBTAINED:** Phillies 11th round pick in June 2000 draft; previously drafted by NYM in 1997...**2000:** Made pro debut for Gulf Coast Phillies (R), 6/24 at Pirates...Participated in Florida Instructional League...**2001:** Spent season with Batavia (A)...Finished 5th in New York-Penn League in IP...Led all NYPL pitchers with 367 batters faced...Led all Phillies short-season pitchers in starts and IP...Pitched at least 6.0 innings in 9 of 14 starts...**2002:** Began season with Lakewood (A)...Had a 0.87 ERA through first 10 appearances (20.2 IP, 2 ER)...Promoted to Clearwater (A), 7/26...Allowed ER in just 1 of 7 appearances...**2003:** Spent the season with Clearwater (A)...Made 25 appearances, all in relief...Had a 3.73 ERA at home and 7.71 on the road.

YEAR	CLUB	W-L	ERA	G	GS	CG	SHO	SV	IP	H	R	ER	HR	HB	BB	SO	WP	BK
2000	Phillies,GCL	4-3	4.93	11	8	0	0	1	42.0	48	28	23	2	0	10	25	0	0
2001	Batavia	5-5	4.24	15	14	0	0	0	85.0	88	47	40	6	7	27	42	5	0
2002	Lakewood	4-1	2.22	21	0	0	0	5	44.2	44	13	11	2	3	13	23	4	0
	Clearwater	0-0	3.07	7	0	0	0	1	14.2	14	9	5	1	1	12	3	0	0
2003	Clearwater	3-5	5.33	25	0	0	0	0	52.1	67	32	31	2	2	15	24	1	0
Minors Totals		16-14	4.15	79	22	0	0	7	238.2	261	129	110	13	13	66	126	13	0



MINOR LEAGUE PLAYERS

McCONNELL, CALEB RYAN...RHP...B-T: R-R...HT: 6-4; WT: 220...BORN: May 14, 1981, West Monroe, LA ...**RESIDES:** West Monroe...**EDUCATION:** Attended West Monroe (LA) HS...2003 graduate of Louisiana Monroe University...**HOBBIES:** Golf...**OBTAINED:** Phillies 21st round pick in June 2003 draft...**2003:** Began pro career with Batavia (A)...Finished 6 straight appearances, 6/28-7/12.

YEAR	CLUB	W-L	ERA	G	GS	CG	SHO	SV	IP	H	R	ER	HR	HB	BB	SO	WP	BK
2003	Batavia	0-4	4.08	23	0	0	0	2	46.1	54	22	21	0	1	13	32	2	1

MENJAS, JOSE ANGEL...RHP...B-T: R-R...HT: 6-0; WT: 150...BORN: August 18, 1985, Caracas, VZ...**RESIDES:** Charallave, Miranda, VZ...**EDUCATION:** U.E.N. Creacion Charallave...**OBTAINED:** Signed by the Phillies as an amateur free agent, 1/11/02...**2003:** Made pro debut with Mariara Phillies (R) in Venezuelan Summer League...Held opponents to .170 avg.

YEAR	CLUB	W-L	ERA	G	GS	CG	SHO	SV	IP	H	R	ER	HR	HB	BB	SO	WP	BK
2003	Phillies,VSL	2-0	2.45	9	3	0	0	1	25.2	15	8	7	0	1	6	29	2	2

MENDOZA, ROBERT ALBERTO...RHP...B-T: R-R...HT: 6-0; WT: 175...BORN: February 19, 1984, Barquisimeto, Lara, VZ...**RESIDES:** Quibor, Lara, VZ...**EDUCATION:** Nuestra Señora de Altigracia HS...**OBTAINED:** Signed by Phillies as an amateur free agent, 3/14/01...**2001:** Made pro debut with Mariara Phillies (R)...**2002:** 2nd season in Venezuelan Summer League...**2003:** Third season with Mariara...Started a team-high 12 games...Led team in wins, strikeouts and innings...Allowed 1st HR of his pro career, 5/28.

YEAR	CLUB	W-L	ERA	G	GS	CG	SHO	SV	IP	H	R	ER	HR	HB	BB	SO	WP	BK
2001	Phillies,VSL	3-1	6.21	14	2	1	0	0	29.0	31	26	20	0	0	19	16	0	2
2002	Phillies,VSL	2-3	3.58	12	5	0	0	0	37.2	23	27	15	0	4	19	31	1	2
2003	Phillies,VSL	5-4	2.22	12	12	0	0	0	65.0	48	25	16	3	4	24	61	5	0
Minors Totals		10-8	3.49	38	19	1	0	0	131.2	102	78	51	3	8	62	108	6	4

MENOCAL, VICTOR W...RHP...B-T: R-R...HT: 6-4; WT: 215...BORN: August 7, 1979, Wilmington, NC...**RESIDES:** Wilmington...**EDUCATION:** Georgia Tech...**OBTAINED:** Phillies 15th round pick in June 2002 draft...**2002:** Made pro debut with Batavia (A), 7/13 at Mahoning Valley...Allowed more than 1 ER just twice all season...Pitched in Florida Instructional League...**2003:** Began season with Lakewood (A)...Made 22 appearances, 18 in relief...Assigned to Batavia, 7/19...Started 5 games and pitched at least 5.0 innings...Held opponents to .156 avg...FIL.

YEAR	CLUB	W-L	ERA	G	GS	CG	SHO	SV	IP	H	R	ER	HR	HB	BB	SO	WP	BK
2002	Batavia	2-1	3.45	19	0	0	0	2	31.1	36	13	12	0	5	13	16	1	0
2003	Lakewood	2-7	4.69	22	4	0	0	3	78.2	95	50	41	5	8	39	37	7	0
	Batavia	3-0	1.61	5	5	0	0	0	28.0	14	7	5	0	1	12	14	1	0
Minors Totals		7-8	3.78	46	9	0	0	5	138.0	145	70	58	5	14	64	67	9	0

MILLER, JOSHUA B...RHP...B-T: R-R...HT: 6-1; WT: 200...BORN: February 7, 1979, Melbourne Beach, FL...**RESIDES:** Melbourne...**EDUCATION:** 1997 graduate Melbourne HS; 2001 graduate North Carolina St. University...**MISC:** Played Little League and American Legion baseball...**HOBBIES:** Golf, fishing...**OBTAINED:** Phillies 32nd round pick in June 2001 draft...**2001:** Made pro debut with Batavia (A), 6/21 at Auburn (2.0 IP, 2 H, SO)...Had 0.67 road ERA...**2002:** Spent season with Clearwater (A)...Led Phillies minor leaguers in saves...Got the save in 5 consecutive appearances, 6/29-7/9...Named Florida State League Roloids Relief Man for July (2-0, 1.80 ERA, 8 saves)...Allowed runs in just 8 of 49 appearances...Did not allow a run in final 11 appearances (13.0 IP)...**2003:** Spent the season with Reading (AA)...Pitched in 43 games, 41 in relief...Made only appearance with Clearwater (A), 4/28 at Tampa...Had a 3.26 ERA in May (9 G)...Tied for team lead in appearances.

YEAR	CLUB	W-L	ERA	G	GS	CG	SHO	SV	IP	H	R	ER	HR	HB	BB	SO	WP	BK
2001	Batavia	2-1	2.59	17	0	0	0	0	31.1	36	11	9	2	3	4	21	0	0
2002	Clearwater	3-2	2.42	49	0	0	0	17	70.2	78	26	19	3	4	11	39	5	0
2003	Reading	0-3	5.36	43	2	0	0	1	84.0	98	52	50	9	7	19	40	3	0
	Clearwater	0-0	0.00	1	0	0	0	0	1.0	0	0	0	0	0	0	0	0	0
Minors Totals		5-6	3.75	110	2	0	0	18	187.0	212	89	78	14	14	34	100	8	0

MINOR, ZACHERY X...RHP...B-T: R-R...HT: 6-6; WT: 215...BORN: August 4, 1979, Walnut Creek, CA...**RESIDES:** Walnut Creek...**EDUCATION:** Fresno State University...**OBTAINED:** Phillies 25th round pick in June 2002 draft...**2002:** Got the win in pro debut with Batavia (A), 6/19 at Jamestown (2.0 IP, 2 ER)...Promoted to Lakewood (A), 8/11, and made just 4 appearances to end season...**2003:** Began season with Lakewood (A)...Made 25 appearances out of the bullpen...Assigned to Batavia (A), 7/9...12 of 15 relief appearances were scoreless outings.

MINOR LEAGUE PLAYERS



YEAR	CLUB	W-L	ERA	G	GS	CG	SHO	SV	IP	H	R	ER	HR	HB	BB	SO	WP	BK
2002	Batavia	2-2	3.99	18	0	0	0	0	38.1	36	21	17	2	0	19	30	4	2
	Lakewood	0-1	7.36	4	0	0	0	0	3.2	5	3	3	0	0	1	1	0	0
2003	Lakewood	2-3	5.09	25	0	0	0	1	40.2	46	24	23	2	3	14	28	0	0
	Batavia	0-2	1.25	15	0	0	0	1	36.0	22	10	5	0	3	14	15	4	0
Minors Totals		4-8	3.64	62	0	0	0	2	118.2	109	58	48	4	6	48	74	8	2

MITCHINSON, SCOTT M...RHP...B-T: R-R...HT: 6-3; WT: 185...BORN: December 28, 1984, Perth, Australia...RESIDES: Leeming, Western Australia...OBTAINED: Signed by Phillies as an amateur free agent, 3/10/03...2003: Participated in MLB's Australian Summer League.

MONI-ERIGBALI, VICTOR E (Timi)...OF...B-T: R-R...HT: 6-1; WT: 200...BORN: June 11, 1982, Orange, NJ...RESIDES: Irvington, NJ...OBTAINED: Signed as a non-drafted free agent, 7/16/02...2002: Spent 1st pro season with Gulf Coast Phillies (R)...2003: Second season with Gulf Coast...Had a career-high 4 hits, 7/23 vs Tigers...Hit in 10 of final 13 games (.292)...Led team in SB.

YEAR	CLUB	AVG	G	AB	R	H	2B	3B	HR	RBI	SH	SF	HP	BB	SO	SB	CS	E
2002	Phillies, GCL	.098	18	41	4	4	0	0	0	3	0	0	1	1	25	1	0	1
2003	Phillies, GCL	.226	44	155	27	35	10	3	2	18	1	1	7	17	47	12	3	9
Minors Totals		.199	62	196	31	39	10	3	2	21	1	1	8	18	72	13	3	10

MORA, JOSE ANTONIO...RHP...B-T: R-R...HT: 6-1; WT: 170...BORN: May 30, 1984, Rivas, Nicaragua...RESIDES: Rivas...EDUCATION: Liceo San Martin...OBTAINED: Signed by Phillies as an amateur free agent, 2/17/03...2003: Made pro debut with Mariara Phillies (R) in Venezuelan Summer League...Appeared in just 1 game and recorded save.

YEAR	CLUB	W-L	ERA	G	GS	CG	SHO	SV	IP	H	R	ER	HR	HB	BB	SO	WP	BK
2003	Phillies, VSL	0-0	0.00	1	0	0	0	1	4.0	1	0	0	0	0	1	2	0	0

MORALES, DOUGLAS RENATO...1B/OF...B-T: L-L...HT: 6-0; WT: 180...BORN: June 22, 1986, Masaya, Nicaragua...RESIDES: Masaya...EDUCATION: Liceo Miguelde Cervantes...OBTAINED: Signed by Phillies as an amateur free agent, 6/7/03...2003: Made pro debut with Mariara Phillies (R) in Venezuelan Summer League...Hit .611 (11-18) over 5 games, 6/30-7/4.

YEAR	CLUB	AVG	G	AB	R	H	2B	3B	HR	RBI	SH	SF	HP	BB	SO	SB	CS	E
2003	Phillies, VSL	.233	26	73	11	17	4	0	0	8	1	2	3	14	19	1	2	3

MORALES, JAMIE DEJESUS...SS...B-T: R-R...HT: 6-1; WT: 165...BORN: April 21, 1984, Maracaibo, Zulia, VZ...RESIDES: Maracaibo...EDUCATION: Liceo El Padre Vilchez...OBTAINED: Signed by Phillies as an amateur free agent, 4/16/03...2003: Made pro debut with Mariara Phillies (R) in Venezuelan Summer League...Led team in avg...Had 4 hits and scored 4 runs, 7/15...Batted .439 during July.

YEAR	CLUB	AVG	G	AB	R	H	2B	3B	HR	RBI	SH	SF	HP	BB	SO	SB	CS	E
2003	Phillies, VSL	.333	46	141	26	47	8	2	1	18	1	2	2	15	22	3	6	12

MORAN, JAVON M...OF...B-T: R-R...HT: 5-11; WT: 175...BORN: September 30, 1982, Valdosta, GA...RESIDES: Valdosta...EDUCATION: Attended Auburn University...OBTAINED: Phillies 4th round pick in June 2003 draft...2003: Began pro career with Batavia (A)...Led New York-Penn League in SB...Went 4-for-5 in pro debut, 6/29 at Jamestown...Had 22 multi-hit games...Led team with in avg...Hit .350 at home...Played in Florida Instructional League.

YEAR	CLUB	AVG	G	AB	R	H	2B	3B	HR	RBI	SH	SF	HP	BB	SO	SB	CS	E
2003	Batavia	.284	60	250	33	71	9	3	1	12	5	1	0	16	32	*27	11	7

* League Leader

MORILLO, FRANKLIN A...OF...B-T: S-R...HT: 5-11; WT: 165...BORN: May 11, 1981, Villa Tapia, DR...RESIDES: Santo Domingo, DR...OBTAINED: Signed by Phillies as an amateur free agent, 5/31/02...2002: Spent 1st season with Guanuma Phillies (R) in Dominican Summer League...2003: Second season with Guanuma.

YEAR	CLUB	AVG	G	AB	R	H	2B	3B	HR	RBI	SH	SF	HP	BB	SO	SB	CS	E
2002	Phillies, DSL	.241	16	58	6	14	3	0	1	10	0	0	0	7	7	4	0	-
2003	Phillies, DSL	.314	58	188	28	59	5	4	2	30	1	3	0	29	23	8	10	-
Minors Totals		.297	74	246	34	73	8	4	3	40	1	3	0	36	30	12	10	-



MINOR LEAGUE PLAYERS

MORON, ROBERT JOSE...IB/OF...B-T: L-L...**HT:** 6-0; **WT:** 172...**BORN:** September 14, 1985, Maracaibo, Zulia, VZ...**RESIDES:** Cabimas, Zulia, VZ...**EDUCATION:** Colegio Virgen del Rosario...**OBTAINED:** Signed by Phillies as an amateur free agent, 4/21/03...**2003:** Made pro debut with Mariara Phillies (R) in Venezuelan Summer League.

YEAR	CLUB	AVG	G	AB	R	H	2B	3B	HR	RBI	SH	SF	HP	BB	SO	SB	CS	E
2003	Phillies,VSL	.236	53	165	23	39	7	2	2	20	1	1	3	12	30	1	2	13

MOSS, TIMOTHY PIERRE (Tim)...2B...B-T: R-R...**HT:** 5-10; **WT:** 175...**BORN:** January 26, 1982, Dallas, TX...**RESIDES:** Lancaster, TX...**EDUCATION:** 2000 graduate of Lancaster (TX) HS...Attended University of Texas...**MISC:** Part of 2002 Texas National Championship team...**OBTAINED:** Phillies 3rd round pick in June 2003 draft...**2003:** Began pro career with Batavia (A)...Played all 43 games at 2B... Played in Florida Instructional League.

YEAR	CLUB	AVG	G	AB	R	H	2B	3B	HR	RBI	SH	SF	HP	BB	SO	SB	CS	E
2003	Batavia	.150	43	160	10	24	5	2	1	11	1	2	4	11	47	5	5	10

NAATJES, DARIN J...RHP...B-T: L-R...**HT:** 6-7; **WT:** 245...**BORN:** July 27, 1980, Rock Valley, IA...**RESIDES:** Alvord, IA...**EDUCATION:** Attended Stanford University, where he played baseball and football...**OBTAINED:** Phillies 14th round pick in June 2002 draft...**2002:** Made pro debut with Batavia (A), 8/29 at Jamestown...Struck out 5 batters in 2.0 IP, 9/2 vs Auburn...**2003:** Spent season with Batavia...Was on DL, 7/7-8/15 (right shoulder inflammation)...Made 7 of his 8 appearances at home...Pitched in Florida Instructional League.

YEAR	CLUB	W-L	ERA	G	GS	CG	SHO	SV	IP	H	R	ER	HR	HB	BB	SO	WP	BK
2002	Batavia	0-0	0.00	2	0	0	0	0	4.0	3	0	0	0	0	1	7	1	0
2003	Batavia	1-3	3.62	8	7	0	0	0	27.1	23	15	11	0	1	10	24	1	0
Minors Totals		1-3	3.16	10	7	0	0	0	31.1	26	15	11	0	1	11	31	2	0

NONEMAKER, KARL THOMAS...OF...B-T: L-L...**HT:** 6-0; **WT:** 190...**BORN:** January 7, 1980, Denville, NJ...**RESIDES:** Flanders, NJ...**EDUCATION:** Vanderbilt University...**OBTAINED:** Phillies 20th round pick in June 2002 draft...**2002:** Made pro debut with Gulf Coast Phillies (R), 6/20 at Yankees...Tied for 4th in GCL in hits...Led team in G,AB,TB (87) and R...Hit .351 in 29 road games...**2003:** Began season in extended spring training...Joined Lakewood (A), 5/30, and had a season-high 7-game hit streak (.417), 6/3-6/9...Promoted to Reading (AA), 8/11, and appeared in 14 games.

YEAR	CLUB	AVG	G	AB	R	H	2B	3B	HR	RBI	SH	SF	HP	BB	SO	SB	CS	E
2002	Phillies, GCL	.308	59	221	32	68	14	1	1	28	3	2	1	20	20	13	5	0
2003	Lakewood	.213	48	141	20	30	5	0	0	9	6	1	0	18	25	12	2	1
	Reading	.147	14	34	4	5	1	0	0	1	1	0	0	2	7	1	1	0
Minors Totals		.260	121	396	56	103	20	1	1	38	10	3	1	40	52	26	8	1

NORMAN, ZACHARY...3B...B-T: R-R...**HT:** 6-0; **WT:** 205...**BORN:** January 20, 1982, Independence, MO...**RESIDES:** Napoleon, MO...**EDUCATION:** 2000 graduate of Odessa (MO) HS...Attended Central Missouri State University...**OBTAINED:** Signed by Phillies as an amateur free agent, 6/17/03...**2003:** Began pro career with Batavia (A)...Appeared in 29 games at 3B and 2 as DH.

YEAR	CLUB	AVG	G	AB	R	H	2B	3B	HR	RBI	SH	SF	HP	BB	SO	SB	CS	E
2003	Batavia	.155	31	110	8	17	2	0	3	14	0	0	3	7	27	3	0	8

OCHOA, HARRY C...LHP...B-T: L-L...**HT:** 6-2; **WT:** 180...**BORN:** February 3, 1983, Caracas, VZ...**RESIDES:** Miranda, VZ...**OBTAINED:** Signed by Phillies as an amateur free agent, 2/13/02...**2002:** Spent 1st pro season with Mariara Phillies (R) in Venezuelan Summer League...Earned decision in first 5 appearances (4-1)...**2003:** Spent season with Gulf Coast Phillies (R)...Recorded a 0.95 ERA at home...Had a 4-game winning streak, 7/18-8/20.

YEAR	CLUB	W-L	ERA	G	GS	CG	SHO	SV	IP	H	R	ER	HR	HB	BB	SO	WP	BK
2002	Phillies,VSL	4-4	3.99	12	9	0	0	0	47.1	56	24	21	0	7	13	37	5	0
2003	Phillies, GCL	4-2	2.65	15	1	0	0	0	37.1	35	15	11	0	1	14	29	2	0
Minors Totals		8-6	3.40	27	10	0	0	0	84.2	91	39	32	0	8	27	66	7	0

OVERTON, BRAD PHILLIP...RHP...B-T: R-R...**HT:** 6-2 **WT:** 185...**BORN:** April 27, 1981, Winston-Salem, NC...**RESIDES:** Winston-Salem...**EDUCATION:** 1999 graduate of Mt. Tabor (NC) HS...Attended University of North Carolina-Wilmington...**OBTAINED:** Phillies 27th round pick in June 2003 draft...**2003:** Began pro career with Batavia (A)...Held opponents to a .114 avg in August.

YEAR	CLUB	W-L	ERA	G	GS	CG	SHO	SV	IP	H	R	ER	HR	HB	BB	SO	WP	BK
2003	Batavia	2-1	3.19	19	0	0	0	2	42.1	37	20	15	1	3	19	25	2	1

MINOR LEAGUE PLAYERS

PADDOCK, JOSH...RHP...B-T: R-R...HT: 6-2; WT: 200...BORN: October 15, 1980, Champaign, IL...RESIDES: Covington, IN...OBTAINED: Phillies 35th round pick in June 2002 draft...2002: Split 1st pro season between Gulf Coast Phillies (R) and Batavia (A)...2003: Began season in extended spring training...Assigned to Clearwater (A), 5/24...Had a 2.04 ERA in 9 road games.

YEAR	CLUB	W-L	ERA	G	GS	CG	SHO	SV	IP	H	R	ER	HR	HB	BB	SO	WP	BK
2002	Phillies, GCL	2-1	2.16	6	2	0	0	0	25.0	16	7	6	0	1	5	13	2	0
	Batavia	1-1	3.27	13	0	0	0	0	22.0	28	14	8	0	1	3	12	1	0
2003	Clearwater	0-1	5.55	20	1	0	0	1	35.2	45	30	22	2	1	13	17	2	0
Minors Totals		3-3	3.92	39	3	0	0	1	82.2	89	51	36	2	3	21	42	5	0

PADILLA, MATTHEW RYAN (Matt)...RHP...B-T: R-R...HT: 6-2 WT: 230...BORN: August 30, 1981, Redding, CA...RESIDES: Roseville, CA...EDUCATION: 1999 graduate of Granite Bay (CA) HS...Attended American River (CA) JC...OBTAINED: Phillies 31st round pick in June 2003 draft...2003: Began pro career with Batavia (A)...Pitched exclusively in relief...Recorded a 2.45 ERA in 11 August appearances...Led team in appearances...Pitched in Florida Instructional League.

YEAR	CLUB	W-L	ERA	G	GS	CG	SHO	SV	IP	H	R	ER	HR	HB	BB	SO	WP	BK
2003	Batavia	1-2	2.70	25	0	0	0	2	43.1	44	27	13	5	2	21	33	4	0

PARCUS, WILLIAM KYLE (Kyle)...LHP...B-T: L-L...HT: 6-3; WT: 200...BORN: October 7, 1981, Temple, TX...RESIDES: Rosebud, TX...EDUCATION: 2000 graduate of Rosebud-Lott (TX) HS...Attended Texas A&M University...HOBBIES: Fishing, golf...OBTAINED: Phillies 12th round pick in June 2003 draft...2003: Began pro career with Batavia (A)...Had a 3.63 ERA as a starter and 9.82 ERA in relief.

YEAR	CLUB	W-L	ERA	G	GS	CG	SHO	SV	IP	H	R	ER	HR	HB	BB	SO	WP	BK
2003	Batavia	2-4	4.01	13	11	0	0	0	60.2	59	28	27	3	0	13	36	2	0

PARED, JORGE LUIS...3B...B-T: R-R...HT: 6-2; WT: 180...BORN: August 8, 1983, Sanchez, DR...RESIDES: Santo Domingo, DR...OBTAINED: Signed by Phillies as an amateur free agent, 1/28/02...2002: Spent 1st pro season with Guanuma Phillies (R) in Dominican Summer League...2003: 2nd season in DSL.

YEAR	CLUB	AVG	G	AB	R	H	2B	3B	HR	RBI	SH	SF	HP	BB	SO	SB	CS	E
2002	Phillies, DSL	.244	67	246	28	60	8	1	3	28	0	4	6	9	49	8	5	-
2003	Phillies, DSL	.253	51	158	15	40	6	0	0	17	7	0	2	6	26	4	2	-
Minors Totals		.248	118	404	43	100	14	1	3	45	7	4	8	15	75	12	7	-

PENA, CARLOS JOSE...RHP...B-T: R-R...HT: 6-4; WT: 160...BORN: May 11, 1985, Puerto Plata, DR...RESIDES: Puerto Plata...OBTAINED: Signed by Phillies as an amateur free agent, 9/8/02...2003: Made pro debut with Guanuma Phillies (R) in Dominican Summer League.

YEAR	CLUB	W-L	ERA	G	GS	CG	SHO	SV	IP	H	R	ER	HR	HB	BB	SO	WP	BK
2003	Phillies, DSL	4-3	2.88	13	-	-	-	-	40.2	36	18	13	-	-	7	19	-	-

PENA, JUAN MANUEL...C...B-T: R-R...HT: 5-11; WT: 175...BORN: September 14, 1983, Santo Domingo, DR...RESIDES: Santo Domingo...OBTAINED: Signed by Phillies as an amateur free agent, 4/14/03...2003: Spent 1st pro season with Guanuma Phillies (R) in Dominican Summer League.

YEAR	CLUB	AVG	G	AB	R	H	2B	3B	HR	RBI	SH	SF	HP	BB	SO	SB	CS	E
2003	Phillies, DSL	.231	21	52	5	12	3	0	1	4	2	1	0	2	12	0	1	-

PEREIRA, JESUS ALBERTO...C...B-T: R-R...HT: 6-2; WT: 180...BORN: September 18, 1984, El Tigre, Anzoategui, VZ...RESIDES: El Tigre, VZ...OBTAINED: Signed by Phillies as an amateur free agent, 6/2/03...2003: Made pro debut with Mariara Phillies (R) in Venezuelan Summer League.

YEAR	CLUB	AVG	G	AB	R	H	2B	3B	HR	RBI	SH	SF	HP	BB	SO	SB	CS	E
2003	Phillies, VSL	.150	16	20	1	3	1	0	0	1	1	0	2	0	7	0	0	0



MINOR LEAGUE PLAYERS

PEREZ, JOSE MIGUEL...RHP...B-T: R-R...HT: 6-3; WT: 190...BORN: August 8, 1983, Santiago, DR...RESIDES: Santiago...OBTAINED: Signed by Phillies as an amateur free agent, 11/20/02...2003: Spent 1st pro season with Guanuma Phillies (R) in Dominican Summer League...Led team in saves...Played 1st base.

YEAR	CLUB	W-L	ERA	G	GS	CG	SHO	SV	IP	H	R	ER	HR	HB	BB	SO	WP	BK
2003	Phillies, DSL	1-1	2.45	21	4	0	0	11	47.2	39	17	13	3	5	16	46	5	1

PEREZ, JOSUE...OF...B-T: S-R...HT: 6-0; WT: 180...BORN: August 12, 1977, Havana, Cuba...RESIDES: Santo Domingo, DR...EDUCATION: Attended Manuel Pemury High School...OBTAINED: Signed by Phillies as an amateur free agent 8/5/99; originally signed by LA as an amateur free agent, 3/27/98...1998: Began pro career in Dominican Summer League (R)...Hit .335 in 48 games with 8 2B, 7 3B and 24 SB...1999: Began season at Vero Beach (A)...Was hitting .279 in 62 games when his contract was voided by the Commissioner's Office, 6/25 (it was ruled that the LA had signed him directly out of Cuba in violation of MLB rules)...Signed by PHI as a free agent, 8/5 and assigned to Clearwater (A)...Appeared in 23 games at Clearwater...Had 6 steals in 7 attempts...Combined totals: .269, 85 G, 16 2B, 20 SB...Named Phillies' 9th-best prospect by *Baseball America*...2000: Split season between Clearwater and Reading (AA)...Started season with 12-game hit streak with Clearwater, 4/6-4/18, .380 (19-50)...Phillies Minor League Player of the Week, 4/6-16 (.385, 15 H, 8 R, 2 3B, 6 RBI)...Had 14-game hit streak with Clearwater, 5/15-5/30, .389 (21-54)...Named Florida State League in-season All-Star...Finished 2nd on Clearwater team in hitting (.297) and 3rd in slugging % (.419)...Promoted to Reading (AA), 7/2...Hit .318 (14-44) in 13 home games with Reading...2001: Began season at Reading...Played 20 games in CF, 19 in RF and 12 in LF...Left game on 6/14 with sprained ring finger on right hand...Placed on DL, 6/27... Played 10 games with Gulf Coast Phillies (R) during rehab assignment, 8/9-23...Had 6 hits in first 12 at-bats with 3 doubles, 1 triple for GCL Phils...Stole season-high 2 bases, 8/16 vs Yankees...Outrighted to Scranton (AAA), 10/12...2002: Spent entire season at Reading...Began season on DL (sprained ankle suffered during spring training)...Activated, 5/1, and assigned to Reading...Hit a season-best .319 in 28 July games...Phillies Minor League Player of the Week, 7/22-28 (.400, 14-35, 2 2B, 5 RBI, 2 BB, 2 SB)...2003: Began season in extended spring training before joining Clearwater (A), 4/25...Phillies Minor League Player of the Week, 5/26-6/1 (.400, 2 2B, 1 HR, 5 RBI, 3 R, 1 SB)...Promoted to Reading, 5/8...Reached base safely in 37 of 48 games with Reading...Promoted to Scranton, 6/3-7/11...Returned to Reading where he finished season with a .382 avg vs LHP.

YEAR	CLUB	AVG	G	AB	R	H	2B	3B	HR	RBI	SH	SF	HP	BB	SO	SB	CS	E
1998	Dodgers, DSL	.335	48	167	56	56	8	7	2	17	2	2	2	39	16	24	4	-
1999	Vero Beach	.279	62	201	24	56	14	1	2	22	1	2	2	21	29	14	11	2
	Clearwater	.247	23	93	15	23	2	0	0	6	0	2	1	7	17	6	1	0
2000	Clearwater	.297	70	279	41	83	9	8	3	32	3	3	6	28	48	18	14	1
	Reading	.240	32	96	10	23	5	1	1	8	1	1	0	9	19	2	5	1
2001	Reading	.168	50	167	12	28	4	0	1	6	1	0	1	14	38	3	3	3
	Phillies, GCL	.308	10	39	9	12	3	1	0	3	0	0	0	5	4	3	1	2
2002	Reading	.214	64	196	14	42	8	0	1	17	3	2	2	13	41	6	5	3
2003	Clearwater	.286	13	56	8	16	4	0	0	7	0	0	0	5	12	3	1	0
	Reading	.306	48	183	26	56	7	0	2	21	2	3	0	14	24	10	4	2
	Scranton	.220	32	123	6	27	5	0	0	8	1	1	1	7	31	2	5	1
Minors Totals		.264	452	1600	221	422	69	18	12	147	14	16	15	162	279	91	54	15

PERRY JR, RODNEY CORNELL (Rod)...OF...B-T: R-R...HT: 5-10; WT: 195...BORN: February 1, 1979, Long Beach, CA...RESIDES: Carlsbad, CA...EDUCATION: Played football (wide receiver) at Penn State University and USC...MISC: Played Little League and Connie Mack ball; father, Rod Sr., played professional football with the Los Angeles Rams and Cleveland Browns (1974-84)...OBTAINED: Phillies 12th round pick in June 2001 draft...2001: Made pro debut with Batavia (A), 6/19 at Auburn (3-5, 2 RBI, R, 2B)...Reached base safely in first 12 pro games, 6/19-7/2...Led team in hits, tied for 1st in runs, 2nd in games, at-bats and doubles...Played in Florida Instructional League...2002: Began season at Lakewood (A)...Led team in steals...Had 5 multi-steal games...Promoted to Clearwater (A), 8/20, and appeared in 7 games to finish season...FIL...2003: Split season between Clearwater and Lakewood...Played in 9 games with Clearwater before being assigned to Lakewood, 4/23...Went 3-for-3, 5/14 at Savannah...Placed on DL, 5/28 (strained right groin)...Made 1 rehab appearance with Gulf Coast (R), 7/16, before being shut down for remainder of season.

YEAR	CLUB	AVG	G	AB	R	H	2B	3B	HR	RBI	SH	SF	HP	BB	SO	SB	CS	E
2001	Batavia	.248	70	278	35	69	13	2	1	28	5	1	7	26	47	8	8	3
2002	Lakewood	.240	108	408	57	98	20	2	2	30	7	5	4	39	61	25	18	7
	Clearwater	.125	7	24	3	3	0	0	0	1	1	0	0	1	4	0	0	0
2003	Clearwater	.133	9	30	3	4	0	0	0	0	1	0	1	2	5	1	0	2
	Lakewood	.245	23	53	8	13	1	2	0	3	0	0	0	7	10	2	2	3
	Phillies, GCL	.000	1	2	0	0	0	0	0	0	0	0	0	1	0	0	1	0
Minors Totals		.235	218	795	106	187	34	6	3	62	14	6	12	76	127	36	29	15

MINOR LEAGUE PLAYERS

PHELPS, JEFFREY ALAN (Jeff)...INF...B-T: R-R...HT: 6-0; WT: 190...**BORN:** November 20, 1978, Yuma, AZ...**RESIDES:** Yuma...**EDUCATION:** 1997 graduate of Kofa HS; 2001 graduate of Arizona St. University...**MISC:** Played Little League, Connie Mack, American Legion ball...**OBTAINED:** Phillies 36th round pick in June 2001 draft...**2001:** Made pro debut with Batavia (A), 6/19 at Auburn...Hit .400 (8-20) during 6-game hit streak, 6/29-7/6...**2002:** Spent season with Lakewood (A)...Hit .500 (25-50), 10 2B, 1 3B, 3 HR, 15 RBI, 13 R during season-best 12-game hit streak, 6/29-7/12, to raise avg from .259 to .305; 7 of 12 games were multi-hit games...Phillies Minor League Player of the Week, 7/1-7...Hit .307 vs LHP and .455 (5-11), 10 RBI with bases loaded...**2003:** Spent season with Clearwater (A)...Hit 2 HR, 5/11 at Vero Beach...Reached base safely in 21 straight games, 5/18-6/17...Had a season-high 5 hits and 4 runs, 7/21 at Tampa...On DL, 8/1-8/25 (lower back inflammation)...Played in Florida Instructional League.

YEAR	CLUB	AVG	G	AB	R	H	2B	3B	HR	RBI	SH	SF	HP	BB	SO	SB	CS	E
2001	Batavia	.226	40	133	18	30	7	1	2	16	0	1	0	10	35	2	0	8
2002	Lakewood	.281	112	405	45	114	31	4	7	59	2	4	6	27	95	10	4	21
2003	Clearwater	.263	85	297	39	78	20	1	5	33	0	3	3	31	55	1	2	22
Minors Totals:		.266	237	835	102	222	58	6	14	108	2	8	9	68	185	13	6	51

PICHARDO, KELVIN ANTONIO...RHP...B-T: R-R...HT: 6-0; WT: 160...**BORN:** October 13, 1985, Santiago, DR...**RESIDES:** Santiago...**OBTAINED:** Signed by Phillies as an amateur free agent, 1/27/03...**2003:** Spent 1st pro season with Guanuma Phillies (R) in Dominican Summer League...Led team in wins, innings and strikeouts...Averaged 8.9 SO/9.0 IP...Held opponents to .179 avg.

YEAR	CLUB	W-L	ERA	G	GS	CG	SHO	SV	IP	H	R	ER	HR	HB	BB	SO	WP	BK
2003	Phillies, DSL	6-6	2.02	13	-	-	-	0	75.2	50	33	17	-	-	34	75	-	-

PINALES, MELVIN AGUSTIN...RHP...B-T: R-R...HT: 6-3; WT: 190...**BORN:** August 28, 1983, Bani, DR...**RESIDES:** Bani...**OBTAINED:** Signed by Phillies as an amateur free agent, 1/27/03...**2003:** Spent 1st pro season with Guanuma Phillies (R) in Dominican Summer League.

YEAR	CLUB	W-L	ERA	G	GS	CG	SHO	SV	IP	H	R	ER	HR	HB	BB	SO	WP	BK
2003	Phillies, DSL	7-6	2.13	19	13	1	0	0	84.2	56	36	20	5	7	36	81	7	2

POWELL, WILLIAM BRIAN (Brian)...RHP...B-T: R-R; WT: 200...**BORN:** October 10, 1973, Bainbridge, GA...**RESIDES:** Bainbridge...**OBTAINED:** Signed by Phillies as a minor league free agent, 1/9/04; originally selected by CAL in 3rd round of 1992 draft...**1995:** Made pro debut with Jamestown (A)...Made 5 starts before being promoted to Fayetteville (A) in August...Combined with 3 relievers on no-hitter, 8/18 (6.0 IP, 1 ER, 2 BB, 8 SO)...Had a combined record of 6-1, 2.31 ERA...**1996:** Spent season with Lakeland (A)...Led Florida State League in CG and innings and tied for 2nd in starts...FSL Pitcher of the Week, 8/26-31...**1997:** 2nd season with Lakeland...FSL All-Star...Led FSL in CG and innings for 2nd straight season, finished 2nd in wins and 4th in ERA...8 CG tied for most among all minor league pitchers...DET's Minor League Pitcher of the Month for June (5-0, 1.10 ERA)...Rated 10th-best prospect in DET's minor league system by *Baseball America*...**1998:** Began season with Jacksonville (AA)...Promoted to Toledo (AAA) and made 1 start before being promoted to majors...At time of recall, led all minor league pitchers in wins (10)...Made ML debut, 6/27 (6.0 IP)...Earned 1st ML win, 7/17 vs BOS (6.0 IP, 6 H, 4 R)...Compiled 2.01 ERA in 5 September games...**1999:** Traded to HOU, 1/14...Began season with New Orleans (AAA) and made 9 starts before going on DL, 5/25 (right shoulder tendinitis)...Had arthroscopic surgery on right shoulder and was shut down for remainder of season...**2000:** Opened season on DL while recovering from right shoulder surgery...Made 18 starts for New Orleans before being recalled, 8/1...Became 1st HOU pitcher to win his first start at Enron Field, 8/8 vs NYM (7.0 IP, 5 H, 1 R)...Missed 1 start due to tightness in right shoulder...Moved to bullpen in September and finished season with 4 relief appearances (2 ER, 6.0 IP)...**2001:** Began season with New Orleans...Tied for Pacific Coast League lead in SHO, ranked 4th in ERA and tied for 5th in CG...Pitched no-hitter, 5/6 vs Omaha (9.0 IP, 2 SO)...Pitched at least 6.0 innings in 10 of first 11 starts...Went 7-2 (.778) over 10-start span, 5/1-6/19...Went 4-1, 1.60 ERA in 6 May starts...Named PCL Pitcher of the Week twice by Howe Sportsdata, 4/30-5/6 and 5/14-20...Had contract purchased by HOU, 8/11, and started that night at FLA...Outrighted to New Orleans, 8/15...Won only start for New Orleans in PCL playoffs...Signed with DET, 1/1/20...**2002:** Began season with Toledo...Won 6 consecutive starts, 4/27-5/24, and 7 straight decisions, 4/27-6/3...Went 5-0 in 6 May starts...Pitched at least 7.0 innings in 7 of final 10 starts for Toledo before having contract purchased by DET, 7/26...Allowed 1 ER or fewer in 5 of final 7 starts for Toledo...Made 9 starts before going to bullpen in September...Made 4 relief appearances to finish season (3 ER, 8.1 IP)...Signed by SF, 12/28...**2003:** Began season with Fresno (AAA)...Allowed 1 ER in first 9.2 IP (0.93 ERA)...Was 4-0, 0.32 ERA (1 ER, 28.1 IP) over 7-game stretch, 5/22-6/14...Won 6 of final 8 decisions with Fresno...Made 1 start for SF, 7/10 at COL, and took loss (4.2 IP, 7 ER)...Had contract purchased by Phillies, 7/24, and was assigned to Scranton/Wilkes-Barre (AAA)...Threw 6.1 scoreless innings of relief, 8/11 vs Buffalo...Pitched SHO in final start of season, 8/31 at Ottawa (9.0 IP, 2 H, 1 BB, 8 SO)...Finished 5th in International League in CG and 4th in SHO.



MINOR LEAGUE PLAYERS

POWELL (Continued)

YEAR	CLUB	W-L	ERA	G	GS	CG	SHO	SV	IP	H	R	ER	HR	HB	BB	SO	WP	BK
1995	Jamestown	2-1	3.08	5	5	0	0	0	26.1	19	12	9	1	5	8	15	3	0
	Fayetteville	4-0	1.61	5	5	0	0	0	28.0	15	5	5	0	2	11	37	2	0
1996	Lakeland	8-13	4.90	29	27	5	0	0	174.1	195	106	95	12	7	47	84	1	2
1997	Lakeland	13-9	2.50	27	27	8	2	0	183.1	153	70	51	9	6	35	122	5	0
1998	Jacksonville	10-2	3.07	14	14	2	1	0	93.2	84	37	32	5	4	24	51	3	2
	Toledo	0-0	0.00	1	1	0	0	0	7.0	5	0	0	0	0	0	7	0	0
	DETROIT	3-8	6.35	18	16	0	0	0	83.2	101	67	59	17	2	36	46	3	0
1999	New Orleans	4-4	6.19	18	16	0	0	0	48.0	54	39	33	5	0	21	36	5	1
2000	New Orleans	9-4	4.95	18	18	1	0	0	103.2	103	63	57	9	5	41	57	3	1
	HOUSTON	2-1	5.74	9	5	0	0	0	31.1	34	21	20	8	1	13	14	0	0
2001	New Orleans	9-8	3.17	24	23	3	2	0	144.2	142	65	51	13	6	39	96	3	1
	HOUSTON	0-1	18.00	1	1	0	0	0	3.0	5	6	6	1	0	3	3	0	0
2002	Toledo	10-3	3.92	20	20	0	0	0	119.1	127	54	52	8	3	26	82	6	0
	DETROIT	1-5	4.84	13	9	0	0	0	57.2	64	34	31	11	1	21	30	2	0
2003	Fresno	7-8	4.19	23	15	0	0	0	101.0	118	57	47	10	0	32	59	1	0
	SAN FRAN.	0-1	13.50	1	1	0	0	0	4.2	8	7	7	3	0	1	3	0	0
	Scranton	2-4	4.61	8	7	2	1	0	52.2	57	33	27	0	1	12	36	3	0
Minors Totals		78-56	3.82	183	171	21	6	0	1082.0	1072	541	459	73	27	296	682	35	7
ML Totals		6-16	6.14	42	32	0	0	0	180.1	212	135	123	40	4	74	96	5	0

QUIJADA, FERNANDO MERCEDES...RHP...**B-T:** R-R...**HT:** 6-3;**WT:** 165...**BORN:** October 9, 1984, Porlamar, Nueva Esparta, VZ...**RESIDES:** Porlamar...**OBTAINED:** Signed by Phillies as an amateur free agent, 11/1/01...**2002:** Spent 1st pro season with Mariara Phillies (R) in Venezuelan Summer League...**2003:** Spent season with Gulf Coast Phillies (R).

YEAR	CLUB	W-L	ERA	G	GS	CG	SHO	SV	IP	H	R	ER	HR	HB	BB	SO	WP	BK
2002	Phillies, VSL	2-3	2.48	11	9	0	0	0	54.1	50	24	15	2	7	22	34	5	0
2003	Phillies, GCL	2-4	6.23	17	0	0	0	3	34.2	48	29	24	2	3	18	33	2	0
Minors Totals		4-7	3.94	28	9	0	0	3	89.0	98	53	39	4	10	40	67	7	0

QUINTANA, MIGUEL ORESTES...OF...**B-T:** L-R...**HT:** 6-1;**WT:** 190...**BORN:** June 29, 1979, Miami, FL...**RESIDES:** Miami...**EDUCATION:** Attended Florida International University...**OBTAINED:** Selected by Phillies in AAA phase of Rule 5 draft, 12/15/03; originally selected by CLE in 8th round of June 2001 draft...**2001:** Made pro debut with Mahoning Valley (A)...Had season-high 4 doubles, 7/23 vs Hudson Valley...**2002:** Spent entire season with Columbus (A)...Reached base safely in 10 straight games, 8/5-8/16...Went 4-for-6, 1 HR and pro-best 4 RBI, 8/12 at Greensboro...Batted .311 in 34 road games...**2003:** Played with Kinston (A)...Reached base safely in 11 straight games, 5/21-6/2 (.425)...Tied career best with 4 RBI, 7/7 at Winston-Salem...Had 4 hits, 8/13 vs Lynchburg...Hit .314, 30 RBI with RISP.

YEAR	CLUB	AVG	G	AB	R	H	2B	3B	HR	RBI	SH	SF	HP	BB	SO	SB	CS	E
2001	Mahoning Vv.	.222	69	279	29	62	17	4	5	33	0	1	4	13	65	6	3	3
2002	Columbus	.261	71	238	22	62	12	0	4	29	1	2	2	21	41	4	6	0
2003	Kinston	.283	99	343	33	97	18	2	4	35	1	3	2	17	71	3	6	4
Minors Totals		.257	239	860	84	221	47	6	13	97	2	6	8	51	177	13	15	7

READ IV, ROBERT ECCLES (Robby)...RHP...**B-T:** R-R...**HT:** 6-1;**WT:** 190...**BORN:** July 12, 1981, Tallahassee, FL...**RESIDES:** Tallahassee...**EDUCATION:** Florida State University...**OBTAINED:** Phillies 7th round pick in June 2002 draft...**2002:** Made pro debut, 7/1 at Tri-City...Compiled a 1.93 ERA in 6 July starts...Pitched in Florida Instructional League...**2003:** Spent season with Lakewood (A)...Made 33 appearances (31 in relief) and had a 3.81 ERA at home in 21 games.

YEAR	CLUB	W-L	ERA	G	GS	CG	SHO	SV	IP	H	R	ER	HR	HB	BB	SO	WP	BK
2002	Batavia	3-5	2.82	13	13	1	0	0	67.0	58	26	21	4	5	32	43	3	0
2003	Lakewood	2-4	5.61	33	2	0	0	2	77.0	79	63	48	3	3	51	73	7	0
Minors Totals		5-9	4.31	46	15	1	0	2	144.0	137	89	69	7	8	83	116	10	0

MINOR LEAGUE PLAYERS

REYES, MAXIMO FRANCISCO CASTRO...RHP...**B-T:** R-R...**HT:** 5-9;**WT:** 170...**BORN:** September 24, 1981, San Luis Sonora, Mexico...**RESIDES:** Clearwater, FL...**EDUCATION:** 1999 graduate Miami Sr. HS; attended St. Petersburg (FL) JC...**OBTAINED:** Phillies 48th round pick in June 2001 draft...**2001:** Made pro debut with Gulf Coast Phillies (R), 6/25 at Royals...Went 1-1, 0.61 ERA at home...Allowed 1 ER at home...**2002:** Began season with Batavia (A) and appeared in 4 games before being optioned to Gulf Coast Phillies, 7/1...Allowed just 1 ER in 25.2 IP with GCL Phils...Led Gulf Coast League in saves...Converted the save in first 5 appearances and 6 of final 7...Named GCL Rolands Relief Man for July (2-0, 6 saves)...Held opponents to .135 avg...Averaged 10.2 SO/9.0 IP...Had a SO/BB ratio of 9.7/1...GCL post-season All-Star...**2003:** Missed entire season due to right elbow surgery, 3/13.

YEAR	CLUB	W-L	ERA	G	GS	CG	SHO	SV	IP	H	R	ER	HR	HB	BB	SO	WP	BK
2001	Phillies, GCL	1-2	2.42	17	0	0	0	2	26.0	16	9	7	2	2	7	33	2	2
2002	Batavia	0-1	4.70	4	0	0	0	0	7.2	11	4	4	1	0	0	5	0	0
	Phillies, GCL	2-0	0.35	22	0	0	0	12	25.2	12	2	1	0	0	3	29	0	0
2003	Injured - Did not pitch																	
Minors Totals		3-3	1.82	-3	0	0	0	14	59.1	39	15	12	3	2	10	67	2	2

RICHARDSON, ROBERT B (Beau)...LHP...**B-T:** L-L...**HT:** 6-2;**WT:** 205...**BORN:** September 23, 1979, Maplewood, NJ...**RESIDES:** San Francisco, CA...**EDUCATION:** Tulane University...**OBTAINED:** Phillies 34th round pick in June 2002 draft...**2002:** Made pro debut with Batavia (A), 6/22 at Mahoning Valley (5.0 IP, 4 ER), and got the win...**2003:** Spent season with Lakewood (A)...Led team in saves...Compiled 0.81 ERA in 12 July games...Held left-handers to .165 avg.

YEAR	CLUB	W-L	ERA	G	GS	CG	SHO	SV	IP	H	R	ER	HR	HB	BB	SO	WP	BK
2002	Batavia	5-4	3.54	16	6	0	0	1	61.0	68	29	24	2	4	18	35	3	1
2003	Lakewood	6-5	2.66	47	0	0	0	16	91.1	82	34	27	4	4	29	55	2	1
Minors Totals		11-9	3.01	63	6	0	0	17	152.1	150	63	51	6	8	47	90	5	2

RILEY, JUSTIN RYAN, JR...1B...**B-T:** R-R...**HT:** 5-10;**WT:** 205...**BORN:** September 15, 1980, Ft. Walton Beach, FL...**RESIDES:** Crestview, FL...**EDUCATION:** 1999 graduate of Crestview (FL) HS...2003 graduate of North Carolina State University...**HOBBIES:** Hunting, fishing, golf...**OBTAINED:** Phillies 34th round pick in June 2003 draft...**2003:** Began pro career with Batavia (A)...Made 8 appearances, 7 at C and 1 as DH...Placed on DL, 7/29 (right shoulder inflammation) and missed remainder of season.

YEAR	CLUB	AVG	G	AB	R	H	2B	3B	HR	RBI	SH	SF	HP	BB	SO	SB	CS	E
2003	Batavia	.261	8	23	1	6	2	0	0	1	0	0	1	1	5	0	2	2

ROBERGE, JOHN PRESTON (J.P.)...1B/OF...**B-T:** R-R...**HT:** 6-0;**WT:** 180...**BORN:** September 12, 1972, Los Angeles, CA...**RESIDES:** Arcadia, CA...**EDUCATION:** Attended the University of Southern California...**OBTAINED:** Signed by Phillies as a minor league free agent, 4/9/01; originally selected by Los Angeles in 18th round of 1994 draft...**1994:** Began pro career with Great Falls (R)...Had best fielding % among 1st basemen in Pioneer League (.989)...**1995:** Split season between San Bernardino (A) and Vero Beach (A)...His 92 runs ranked 2nd on team and 4th in California League...Hit HRs in back-to-back games, 4/23-24...**1996:** Split season between San Bernardino and San Antonio (AA)...His .456 avg (31-68) in July was 3rd-best among all minor leaguers...Was 4-for-5, 7/25 and 5-for-6, 7/30...**1997:** Played for San Antonio...Had 3rd-most RBI and 10th-best avg in Texas League...**1998:** Spent season with Albuquerque (AAA)...Did not commit an error in 24 straight games, 8/7-9/2...**1999:** Released by LA, 3/29...Signed by KC, 4/3 and assigned to Omaha (AAA)...Led team in SB, was 2nd in doubles, tied for 2nd in runs and 3rd in hits...**2000:** Split time between Columbus (AAA), Omaha (AAA) and Wichita (AA)...**2001:** Went to spring training with ANA...Signed by Phillies, 4/9, and assigned to Scranton/Wilkes-Barre (AAA)...Transferred to Reading (AA), 5/9...Post-season Eastern League All-Star...Would have finished T-2nd in EL with .321 avg, but fell 7 plate appearances shy of qualifying...Hit pro-high 19 HR with Reading...Played 40 games at 3B, 21 at 1B, 16 each at 2B and LF and 4 in RF...Sent back to Scranton and returned to Reading, 6/11-16, 7/4-12 and finally 8/31-9/3...Collected 7 RBI (2 HR), 7/20 at Akron; one shy of team record for RBI...Homered in 4 straight games with 10 RBI, 8/17-20...Named Southern Semi-Finals MVP during post-season after hitting .375 (6-16), 2 2B, 2 HR, 5 RBI, 4 R...Started all 4 games at 1B...Played winter ball for Occidente, VZ...**2002:** Spent majority of season with Scranton...Transferred to Reading, 4/28, and appeared in 3 games before returning to Scranton, 5/1 (Gene Schall DL'ed)...Collected his 1,000th minor league hit, 5/21 at Durham...Hit .413 (26-63, 6 2B, 1 3B, 12 RBI) during season-high 15-game hit streak, 6/29-7/22...Phillies Minor League Player of the Week, 8/5-11...Hit .354 (40-113) with 4 HR, 20 RBI in 31 August games and named Red Barons Player of the Month...**2003:** Spent entire season with Scranton...On DL, 4/21-5/30 (pulled hamstring)...Clubbed 100th minor league HR, 6/28 at Buffalo...Batted .311 at home.



MINOR LEAGUE PLAYERS

ROBERGE (Continued)

YEAR	CLUB	AVG	G	AB	R	H	2B	3B	HR	RBI	SH	SF	HP	BB	SO	SB	CS	E
1994	Great Falls	.320	63	256	55	82	17	1	1	42	2	5	5	20	22	24	4	6
	Yakima	.375	4	8	1	3	1	0	0	0	0	0	1	0	3	0	1	0
1995	San Bernardino	.287	116	450	92	129	22	1	17	59	2	3	8	34	62	31	8	3
	Vero Beach	.000	3	9	1	0	0	0	0	0	0	0	0	0	2	0	0	0
1996	San Bernardino	.364	12	44	8	16	3	1	1	6	0	1	2	3	9	1	2	1
	San Antonio	.293	62	232	28	68	14	2	6	27	2	2	2	14	39	9	3	8
	Albuquerque	.321	53	156	17	50	6	1	4	17	3	0	1	14	28	3	0	3
1997	San Antonio	.322	134	516	94	166	26	4	17	105	2	5	7	39	70	18	9	8
1998	Albuquerque	.303	136	475	83	144	30	1	10	67	2	5	5	31	64	22	6	19
1999	Omaha	.314	116	437	77	137	31	3	13	66	5	0	5	26	59	16	5	11
2000	Columbus	.117	29	77	7	9	3	0	1	6	1	0	1	5	10	0	0	3
	Wichita	.242	36	124	20	30	6	0	1	13	0	0	1	10	17	1	1	7
	Omaha	.391	6	23	5	9	4	0	1	1	0	0	0	1	3	0	0	0
2001	Scranton	.271	26	96	10	26	8	0	0	10	1	1	1	9	18	0	1	0
	Reading	.321	87	343	61	110	13	1	19	71	1	3	4	25	40	12	4	17
2002	Scranton	.300	123	420	56	126	29	1	7	52	2	2	6	34	66	6	1	5
	Reading	.182	3	11	2	2	0	0	1	3	0	0	1	0	0	1	0	0
2003	Scranton	.266	101	338	40	90	22	2	4	35	1	3	5	23	55	3	0	8
Minors Totals		.298	1110	4015	657	1197	235	18	103	580	24	30	55	288	567	147	45	99

ROBERSON, CHRISTOPHER WILLIAM (Chris)...OF..B-T: R-R...HT: 6-2; WT: 175...**BORN:** August 23, 1979, Oakland, CA...**RESIDES:** San Pablo, CA...**EDUCATION:** 1997 graduate of El Cerrito HS; attended Feather River College and Contra College...**MISC:** Played Little League ball; father, Will, played professional basketball for the Detroit Pistons...**OBTAINED:** Phillies 9th round pick in June 2001 draft...**2001:** Made pro debut for Gulf Coast League Phillies (R), 6/19 at Tigers...Had back-to-back 3-hit games, 6/27-30...Hit .346 (9-26) in 7 June games...Played in Florida Instructional League...**2002:** Spent season with Batavia (A)...Collected a season-high 4 hits, 8/29 at Jamestown...Hit .299 in 32 home games...Made 30 appearances in CF, 20 in RF and 10 in LF...**FIL...****2003:** Spent season at Lakewood (A)...Led South Atlantic League in SB...His 59 SB were the most by a Phillies minor leaguer since 1994 when Jeremy Kendall stole 62 for Spartanburg (A)...Phillies Minor League Player of the Week twice, 6/16-22 (.412, RBI, 4 SB) and 7/14-20 (.321, 6 R, 4 2B, 5 RBI, 5 BB, 9 SB)...Swiped 24 bases out of 26 attempts in July (.923)...Reached base safely in 18 straight games, 8/9-8/26 (.295, 14 BB)...**FIL**

YEAR	CLUB	AVG	G	AB	R	H	2B	3B	HR	RBI	SH	SF	HP	BB	SO	SB	CS	E
2001	Phillies, GCL	.248	38	133	17	33	8	1	0	13	5	1	2	16	30	6	2	2
2002	Batavia	.276	62	214	29	59	8	3	2	24	1	2	10	26	51	17	8	6
2003	Lakewood	.234	132	470	64	110	19	5	2	32	8	1	12	57	108	*59	16	7
Minors Totals		.247	232	817	110	202	35	9	4	69	14	4	24	99	189	82	26	15

* League Leader

RODRIGUEZ, CARLOS ROSARIO...SS...B-T: S-R...HT: 6-0; WT: 170...**BORN:** October 4, 1983, Santo Domingo, DR...**RESIDES:** Santo Domingo...**OBTAINED:** Signed by Phillies as an amateur free agent, 10/13/00...**2000:** Made debut in Florida Instructional League...**2001:** Spent 1st pro season with Gulf Coast League Phillies (R)...Led all Phillies short-season players in avg...Hit 1st pro HR in his 1st game, 6/19 at Tigers...Went 4-for-5, 2 2B, 3B, 4 RBI, 2 R, 8/17 at Yankees...Named 11th-best prospect in GCL and Phillies 15th-best prospect by *Baseball America*...**FIL...****2002:** Spent entire season with Batavia (A)...Finished 4th in New York-Penn League in SB...Collected 10 hits in 3 games, 6/22-24...Had 23 multi-hit games and 5 multi-steal games...**FIL...****2003:** Spent season with Lakewood (A)...On suspended list, 6/4-7/12...Hit .308, 10 RBI with bases loaded...**FIL**

YEAR	CLUB	AVG	G	AB	R	H	2B	3B	HR	RBI	SH	SF	HP	BB	SO	SB	CS	E
2001	Phillies, GCL	.297	35	128	22	38	10	1	3	23	0	1	4	11	25	6	4	12
2002	Batavia	.290	61	248	29	72	7	3	0	15	5	0	4	19	48	21	11	18
2003	Lakewood	.196	93	322	27	63	10	3	0	24	6	3	4	30	63	18	10	28
Minors Totals		.248	189	698	78	173	27	7	3	62	11	4	12	60	136	45	25	58

ROLLER, ADAM CHRISTOPHER, RHP..B-T: R-R...HT: 6-3; WT: 200...**BORN:** June 27, 1978, Ft. Myers, FL...**RESIDES:** Lakeland, FL...**EDUCATION:** 1996 graduate of Lakeland (FL) HS...Attended Hillsborough (FL) CC...**MISC:** 3-time All-County selection in baseball...Led pitching staff with 8 wins in 1997 at Hillsborough...**HOBBIES:** Basketball, golf and working out...**OBTAINED:** Signed by Phillies as a minor league free agent, 12/1/03; originally selected by BOS in 33rd round of June 1996 draft...**1997:** Began pro career with Gulf Coast Red Sox (R)...Held opponents to .125 avg, 4th-lowest among relievers in the GCL...Pitched in Florida Instructional League...**1998:** 2nd season with GCL Red Sox...**1999:** Began season with Sarasota (A)...Pitched in 1 game (2.2 IP) before being assigned to Lowell (A)...In 23

MINOR LEAGUE PLAYERS

games of relief, went 4-5, 2.54 ERA...**2000:** Released by BOS, 3/31...Signed by NYY, 4/17...Split season between Tampa (A) and Greensboro (A)...Recorded 1.31 ERA in 13 appearances with Greensboro...Struck out at least 1 batter in 12 of 13 games...**2001:** Began season with Tampa...Did not allow an ER in first 20 games...Allowed runs in only 44 of his 51 appearances overall...Finished 2nd in saves and 3rd in Rolaids Relief Man points for Florida State League...Held opponents to .174 avg...Made 2 brief appearances for Norwich (AA), 6/14-15 (3.0 IP, 0 R)...**2002:** Spent season with Norwich...Missed final 2½ months of season with elbow injury...**2003:** Pitched his 2nd full season at AA level with Trenton...Went 4-1, 1.71 ERA, 5/6-7/17...Notched a win or save in 7 straight appearances, 5/22-6/7...Pitched 14 straight scoreless appearances (16.1 IP), 5/11-6/22...Placed on DL, 7/21 (right shoulder soreness) and missed remainder of season.

YEAR	CLUB	W-L	ERA	G	GS	CG	SHO	SV	IP	H	R	ER	HR	HB	BB	SO	WP	BK
1997	Red Sox, GCL	1-1	3.18	10	0	0	0	0	17.0	7	9	6	0	6	14	21	5	0
1998	Red Sox, GCL	0-2	4.85	15	2	0	0	1	39.0	51	31	21	3	2	22	27	10	0
1999	Sarasota	0-0	16.88	1	0	0	0	0	2.2	5	5	5	1	0	2	2	0	0
	Lowell	4-5	2.54	23	0	0	0	2	39.0	30	16	11	1	9	29	41	7	1
2000	Tampa	1-4	4.21	19	0	0	0	1	25.2	29	17	12	1	3	9	26	5	0
	Greensboro	0-1	1.31	13	0	0	0	1	20.2	15	6	3	1	1	5	22	6	0
2001	Tampa	2-3	1.20	51	0	0	0	23	67.2	42	14	9	0	3	15	76	3	2
	Norwich	0-0	0.00	2	0	0	0	0	3.0	3	0	0	0	0	0	2	0	0
2002	Norwich	2-1	3.27	21	0	0	0	9	22.0	19	10	8	1	2	13	20	6	0
2003	Trenton	4-3	2.90	36	0	0	0	10	40.1	49	19	13	2	1	15	36	8	0
Minors Totals		14-20	2.86	191	2	0	0	47	277.0	250	127	88	10	27	124	273	50	3

ROSARIO, JOSE ANTONIO...LHP...**B-T:** L-L...**HT:** 6-1; **WT:** 170...**BORN:** October 27, 1982, Santiago, DR...**RESIDES:** Santiago...**OBTAINED:** Signed by Phillies as an amateur free agent, 9/15/02...**2003:** Spent 1st pro season with Guanama Phillies of Dominican Summer League.

YEAR	CLUB	W-L	ERA	G	GS	CG	SHO	SV	IP	H	R	ER	HR	HB	BB	SO	WP	BK
2003	Phillies, DSL	3-8	2.95	13	-	-	-	0	64.0	51	30	21	-	-	36	48	-	-

RUIZ, CARLOS JOAQUIN...C...**B-T:** R-R...**HT:** 5-10; **WT:** 180...**BORN:** January 22, 1979, David Chiriqui, Panama...**RESIDES:** David Chiriqui...**EDUCATION:** Instituto David Chiriqui...**OBTAINED:** Signed by Phillies as an amateur free agent, 12/4/98...**1999:** Made pro debut with La Vega Phillies (R) in Dominican Summer League...**2000:** Played with Gulf Coast Phillies (R)...Hit .304 (17-56) in August...Participated in Florida Instructional League...**2001:** Spent entire season with Lakewood (A)...Had season-high 4 RBI, 4/12 vs Hickory...Placed on DL, 6/17 (right elbow pain)...Activated, 7/19...Hit 3 doubles, 9/1 vs Kannapolis...Hit .300 (27-90) against LHP...Played 41 games at C, 28 as DH and 2 in RF...Hit .297 (30-101) as DH...**2002:** Spent season with Clearwater (A)...Florida State League All-Star...Hit .313 in 18 April games...Had .988 fielding % (407 TC, 5 E)...**2003:** Split season between Clearwater and Reading (AA)...Had 18 multi-hit games between both stops.

YEAR	CLUB	AVG	G	AB	R	H	2B	3B	HR	RBI	SH	SF	HP	BB	SO	SB	CS	E
1999	Phillies, DSL	.305	60	226	39	69	15	5	4	35	0	2	8	9	11	3	7	8
2000	Phillies, GCL	.277	38	130	11	36	7	1	1	22	0	2	2	9	9	3	0	8
2001	Lakewood	.261	73	249	21	65	14	3	4	32	1	2	1	10	27	5	4	3
2002	Clearwater	.213	92	342	35	73	18	3	5	32	2	1	6	18	30	3	1	5
2003	Clearwater	.315	15	54	5	17	0	0	2	9	0	0	0	2	5	2	2	0
	Reading	.266	52	169	22	45	6	0	2	16	1	3	3	12	15	1	1	2
Minors Totals		.261	330	1170	133	305	60	12	18	146	4	10	20	58	97	17	15	26

RUPERT, CHRISTOPHER JACOB (Chris)...LHP...**B-T:** R-L...**HT:** 6-0; **WT:** 190...**BORN:** June 19, 1980, Austin, TX...**RESIDES:** Bozeman, MT...**OBTAINED:** Signed by Phillies as a non-drafted free agent, 6/11/02...**2002:** Spent 1st pro season with Gulf Coast Phillies (R)...Allowed season-high 4 ER in first appearance and posted 0.64 ERA for remainder of season...Struck out 15 batters in 14.2 innings, 7/20-8/19 (9 games)...Held opponents to .186 avg...**2003:** Split season between Lakewood (A) and Batavia (A)...Held right-handers to .220 avg with Lakewood...Assigned to Batavia, 7/9.

YEAR	CLUB	W-L	ERA	G	GS	CG	SHO	SV	IP	H	R	ER	HR	HB	BB	SO	WP	BK
2002	Phillies, GCL	1-3	1.80	18	0	0	0	4	30.0	19	6	6	0	1	4	21	0	0
2003	Lakewood	1-2	5.59	23	0	0	0	0	37.0	39	27	23	3	4	16	27	3	0
	Batavia	0-4	3.38	17	0	0	0	3	29.1	26	15	11	2	3	16	29	1	0
Minors Totals		2-9	3.74	58	0	0	0	7	96.1	84	48	40	5	8	36	77	4	0



MINOR LEAGUE PLAYERS

SAENZ, JOSE LUIS...RHP...B-T: R-R...**HT:** 5-11; **WT:** 162...**BORN:** January 25, 1984, Las Marias, Telica, Nicaragua...**RESIDES:** Managua, Nicaragua...**OBTAINED:** Signed by Phillies as an amateur free agent, 11/28/02...**2003:** Made pro debut with Mariara Phillies (R) of Venezuelan Summer League...Held opponents to .191 avg.

YEAR	CLUB	W-L	ERA	G	GS	CG	SHO	SV	IP	H	R	ER	HR	HB	BB	SO	WP	BK
2003	Phillies,VSL	3-1	1.35	10	2	0	0	1	26.2	18	5	4	1	3	3	16	1	0

SANTANDER, NELSON MIGUEL...RHP...B-T: R-R...**HT:** 6-2; **WT:** 180...**BORN:** November 2, 1982, Caracas, Distrito Federal, VZ...**RESIDES:** Caracas, Distrito Federal...**EDUCATION:** Educacional Paraiso HS...**OBTAINED:** Signed by Phillies as an amateur free agent, 3/15/01...**2001:** Made pro debut with Mariara Phillies (R) of Venezuelan Summer League...**2002:** 2nd season in VSL...**2003:** Split season between Gulf Coast Phillies (R) and Mariara...Appeared in 9 games with Mariara before being promoted to GCL...Pitched in Florida Instructional League.

YEAR	CLUB	W-L	ERA	G	GS	CG	SHO	SV	IP	H	R	ER	HR	HB	BB	SO	WP	BK
2001	Phillies,VSL	1-1	5.04	10	3	0	0	1	30.1	35	23	17	0	0	19	21	0	0
2002	Phillies,VSL	1-0	3.31	12	3	0	0	0	32.2	30	21	12	1	6	20	29	8	6
2003	Phillies,VSL	2-1	2.65	9	8	0	0	0	37.1	35	20	11	1	7	14	32	9	1
	Phillies,GCL	1-0	6.00	5	2	0	0	0	18.0	27	15	12	1	1	6	11	2	0
Minors Totals		5-2	3.95	36	16	0	0	1	118.1	127	79	52	3	14	59	93	19	7

SCHULTZ, CORY J...RHP...B-T: R-R...**HT:** 6-1; **WT:** 205...**BORN:** September 26, 1980, Dubuque, IA...**RESIDES:** Dubuque...**EDUCATION:** 1999 graduate of E. Dubuque (IA) HS...**2003** Graduate of Loras College...**OBTAINED:** Signed by Phillies as an amateur free agent, 6/17/03...**2001:** Began pro career with Gulf Coast Phillies (R)...Held opponents to .148 avg before being promoted to Clearwater, 7/27...Made 20 relief appearances at both levels.

YEAR	CLUB	W-L	ERA	G	GS	CG	SHO	SV	IP	H	R	ER	HR	HB	BB	SO	WP	BK
2003	Phillies,GCL	1-1	1.04	11	0	0	0	5	17.1	9	4	2	0	1	2	13	2	0
	Clearwater	0-1	4.41	9	0	0	0	1	16.1	21	8	8	0	1	2	13	0	1
Minors Totals		1-2	2.67	20	0	0	0	6	33.2	30	12	10	0	2	4	26	2	1

SEGOVIA, ZACHARY ERNEST (Zach)...RHP...B-T: R-R...**HT:** 6-2; **WT:** 220...**BORN:** April 11, 1983, Dallas, TX...**RESIDES:** Forney,TX...**EDUCATION:** Graduate of Forney (TX) HS...**OBTAINED:** Phillies 2nd pick in June 2002 draft...**2002:** Made pro debut with Gulf Coast Phillies (R), 7/16 vs Tigers (2.0 IP, 0 R)...Did not allow a HR all season...Held opponents to .174 avg...Earned the win in relief in clinching game of GCL championship...Pitched in Florida Instructional League...Ranked 14th-best prospect in GCL and 10th-best prospect in Phillies minor league system by *Baseball America*...**2003:** Opened season with Lakewood (A)...Placed on DL, 5/29 (right elbow strain)...Had 2 separate rehab stints with Gulf Coast before making 1 appearance with Lakewood, 8/30...Pitched in FIL.

YEAR	CLUB	W-L	ERA	G	GS	CG	SHO	SV	IP	H	R	ER	HR	HB	BB	SO	WP	BK
2002	Phillies,GCL	3-2	2.10	8	8	0	0	0	34.1	21	11	8	0	3	3	30	1	0
2003	Lakewood	1-5	3.99	11	10	0	0	0	49.2	63	25	22	2	2	14	27	2	0
	Phillies,GCL	0-1	4.00	5	4	0	0	0	9.0	8	5	4	0	1	0	6	0	0
Minors Totals		4-8	3.29	24	22	0	0	0	93.0	92	41	34	2	6	17	63	3	0

SPIEGEL, MICHAEL DAVID (Mike)...LHP...B-T: L-L...**HT:** 6-5; **WT:** 200...**BORN:** November 24, 1975, Sacramento, CA...**RESIDES:** Carmichael, CA...**EDUCATION:** Attended Sacramento City (CA) College...**OBTAINED:** Signed by Phillies as a minor league free agent, 11/14/03, originally selected by CLE in 41st round of June 1995 draft...**1996:** Signed by CLE as a draft-and-follow, 5/24...**1997:** Appeared in only 2 games for Columbus (A)...**1998:** Split season between Watertown (A) and Columbus...**1999:** Began season with Columbus...Made 7 starts before being promoted to Kinston (A)...Pitched 7.0 shutout innings in wins, 7/3 vs Lynchburg and 7/20 at Salem...Finished 2nd among Carolina League starters with .205 opponents avg and 3rd with 9.66 SO/9.0 IP...**2000:** Began season with Akron (AA)...Appeared in 9 games (7 GS) before being assigned to Kinston...Placed on DL and had left rotator cuff surgery, 7/10...**2001:** Started season with Kinston...Held left-handers to .185 avg...Made 1 appearance for Akron, 7/21...Pitched 7.0 shutout innings, 8/5 at Lynchburg (3 H, 8 SO)...**2002:** Played majority of season with Akron...Made 1 appearance at Buffalo (AAA), 6/14...Went 4-1, 1.64 ERA in 6 August games...Tied for 14th among all minor league starters holding opponents to .207 avg...Finished 1st among all AA starters with .194 avg and tied for 9th with 8.64 SO/9.0 IP...Signed by DET, 11/14, as a minor league free agent...**2003:** Spent entire season at Erie (AA)...Pitched 7 straight scoreless appearances, 4/9-28 (12.1 IP)...Had a 1.78 ERA in 15 games at home.

MINOR LEAGUE PLAYERS

YEAR	CLUB	W-L	ERA	G	GS	CG	SHO	SV	IP	H	R	ER	HR	HB	BB	SO	WP	BK
1996	Burlington	1-0	3.74	14	0	0	0	0	21.2	19	12	9	0	2	12	14	1	0
1997	Columbus	0-0	3.60	2	2	0	0	0	10.0	6	4	4	1	1	5	6	0	0
1998	Watertown	1-0	0.00	1	1	0	0	0	6.0	2	1	0	0	2	5	7	0	1
	Columbus	5-6	6.20	13	13	0	0	0	65.1	75	53	45	7	6	34	61	6	2
1999	Columbus	2-0	2.83	7	7	0	0	0	35.0	27	13	11	4	1	14	38	2	2
	Kinston	5-3	3.09	18	18	0	0	0	96.0	69	46	33	8	7	51	103	11	0
2000	Akron	1-3	7.12	9	7	0	0	0	36.2	48	32	29	6	2	24	18	2	0
	Kinston	3-2	3.67	5	5	0	0	0	27.0	23	12	11	4	3	11	23	3	1
2001	Kinston	7-7	2.82	21	17	0	0	0	108.2	83	37	34	9	11	38	90	1	0
	Akron	0-0	9.53	1	1	0	0	0	5.2	10	6	6	0	1	3	0	0	0
2002	Akron	7-3	3.08	25	17	0	0	0	90.2	63	37	31	7	8	51	87	6	0
	Buffalo	0-0	9.00	1	1	0	0	0	5.0	9	5	5	1	0	4	1	0	0
2003	Erie	0-5	3.07	24	3	0	0	0	44.0	43	25	15	3	3	20	28	2	0
Minors Totals		32-29	3.80	141	92	0	0	0	551.2	477	283	233	50	47	272	476	34	6

SWEENEY, MATTHEW EDWARD (Matt)...RHP...B-T: R-R...HT: 6-2; WT: 185...BORN: February 25, 1983, Trenton, NJ...RESIDES: Yardville, NJ...EDUCATION: 2001 graduate of Steinert HS...MISC: Played Little League, Babe Ruth, American Legion ball...HOBBIES: Baseball, golf...OBTAINED: Phillies 11th round pick in June 2001 draft...2001: Made pro debut with Gulf Coast Phillies (R), 7/6 at Yankees...Allowed 1 ER in first 7.0 innings of career...Pitched in Florida Instructional League...2002: Spent 2nd season with GCL Phils...Tied for 1st in GCL in starts, tied for 2nd in CG and SHO and finished 3rd in IP...Pitched 3 consecutive starts without allowing a run (18.0 IP), 7/4-17...FIL...2003: Spent season with Lakewood (A)...Had a 2.79 ERA in 13 home appearances.

YEAR	CLUB	W-L	ERA	G	GS	CG	SHO	SV	IP	H	R	ER	HR	HB	BB	SO	WP	BK
2001	Phillies, GCL	2-2	3.38	9	5	0	0	0	29.1	28	12	11	3	3	16	16	2	1
2002	Phillies, GCL	4-5	2.69	12	#12	2	1	0	67.0	56	23	20	2	0	27	38	3	0
2003	Lakewood	4-12	4.00	26	17	1	0	0	114.2	116	66	51	10	8	61	74	10	3
Minors Totals		10-19	3.50	47	34	3	1	0	211.0	200	101	82	15	11	104	128	15	4

Tied for League Lead

TEJEDA, ROBINSON GARCIA (Rob)...RHP...B-T: R-R...HT: 6-3; WT: 188...BORN: March 24, 1982, Bani, DR...RESIDES: Bani...EDUCATION: Liceo Cl de Leones...OBTAINED: Signed by Phillies as an amateur free agent, 11/24/98...1999: Made pro debut with Gulf Coast Phillies (R)...2000: 2nd season with GCL Phillies...Tied-1st in GCL in SHO with teammate Yoel Hernandez...2001: Spent entire season with Lakewood (A)...Led all Phillies minor leaguers in SO...Struck out season-high 14 batters (7.0 IP), 7/12 at Lexington...Pitched 7.0-inning SHO, 8/2 (2) at Greensboro...Held opponents to .228 avg...Averaged 9.1 SO/9.0 IP...Pitched in Florida Instructional League...2002: Spent season with Clearwater (A)...Struck out a season-high 12 batters, 4/21 vs Tampa (6.0 IP)...Placed on DL, 6/24 (right elbow inflammation)...Activated, 7/1...Was shut down for remainder of season with right elbow pain following his start, 7/12 vs St. Lucie (7.0 IP, 2 ER)...Held opponents to .204 avg...Pitched in FIL...2003: Split season between Lakewood (A) and Clearwater (A)...Joined Lakewood, 5/27, after starting season in extended spring...Made 5 appearances before being promoted to Clearwater, 6/26...Struck out a season-high 9 batters, 6/28 vs Daytona...Phillies Minor League Pitcher of the Week, 6/30-7/6 (0.00, 8.0 IP, 2 H, 1 BB, 6 SO)...Limited right-handers to .215 avg...FIL.

YEAR	CLUB	W-L	ERA	G	GS	CG	SHO	SV	IP	H	R	ER	HR	HB	BB	SO	WP	BK
1999	Phillies, GCL	1-3	4.27	12	9	0	0	0	46.1	47.0	27	22	5	2	27	39	1	1
2000	Phillies, GCL	2-5	5.54	10	6	1	#1	0	39.0	44	30	24	3	2	12	22	5	1
2001	Lakewood	8-9	3.40	26	24	1	1	0	150.2	128	74	57	10	8	58	152	11	2
2002	Clearwater	4-8	3.97	17	17	1	0	0	99.2	73	48	44	14	5	48	87	3	1
2003	Lakewood	0-3	5.30	5	4	0	0	0	18.2	17	11	11	4	1	16	20	1	0
	Clearwater	2-4	3.20	11	11	1	0	0	64.2	53	25	23	4	2	23	42	3	0
Minors Totals		17-32	3.89	81	71	4	2	0	419.0	362	215	181	40	20	184	362	24	5

Tied for League Lead

TEMPESTA, NICHOLAS ANGELO (Nick)...INF...B-T: R-R...HT: 5-10; WT: 180...BORN: November 20, 1978, Stoughton, MA...RESIDES: Brockton, MA...EDUCATION: E. Connecticut St...OBTAINED: Signed by Phillies as a minor league free agent, 3/30/03; originally selected by TOR in 26th round of June 2001 draft...2001: Made pro debut with Medicine Hat (R)...Finished 10th in Pioneer League in avg...Had 10 multi-hit games in 13 contests, 8/2-13...2002: Opened season with Dunedin (A) before being sent down to Charleston, WV, 6/5...Hit .462, 6 RBI in 6 games, 6/20-27...Collected 8 hits in 16 games, 7/14-18...Drove in 8 runs in 4 games, 8/23-27...2003: Released by TOR, 3/26...Signed by Phillies and joined Lakewood (A), 4/25...Clubbed a HR and 4 RBI, 4/29 at Greensboro...Batted .308 in May...Played 24 G at 2B, 9 at SS, 7 at 3B, 1 each at 1B and DH...Promoted to Clearwater, 8/1, where he finished the season...Played in Florida Instructional League where he was converted to catcher.



MINOR LEAGUE PLAYERS

TEMPESTA (Continued)

YEAR	CLUB	AVG	G	AB	R	H	2B	3B	HR	RBI	SH	SF	HP	BB	SO	SB	CS	E
2001	Medicine Hat	.335	72	263	49	88	16	1	8	46	1	1	9	24	51	3	1	15
2002	Dunedin	.186	18	59	7	11	4	0	0	3	2	1	3	3	10	0	0	1
	Charleston, WV	.280	57	200	29	56	15	1	1	27	2	0	5	12	28	1	4	8
2003	Lakewood	.257	39	136	11	35	4	0	1	21	0	5	4	7	18	2	6	3
	Clearwater	.067	11	30	0	2	0	0	0	2	0	1	2	1	6	0	0	0
Minors Totals		.279	197	688	96	192	39	2	10	99	5	8	23	47	113	6	11	27

TORBORG, JESSE L...OF..B-T: R-R...HT: 6-1; WT: 210...BORN: January 27, 1983, Port Jefferson, NY...RESIDES: Ronkonkoma, NY...EDUCATION: Attended Suffolk (NY) CC Ammerman...OBTAINED: Phillies 37th round pick in June 2003 draft...2003: Began pro career with Gulf Coast Phillies (R)...Had a season-high 4 hits and scored 3 runs, 8/13 at the Tigers.

YEAR	CLUB	AVG	G	AB	R	H	2B	3B	HR	RBI	SH	SF	HP	BB	SO	SB	CS	E
2003	Phillies, GCL	.268	13	41	8	11	1	0	0	3	0	0	1	6	17	2	0	1

TUCKER, MAMON LEVI...OF..B-T: R-R...HT: 6-3; WT: 189...BORN: October 18, 1979, Bossier City, LA...RESIDES: Austin, TX...EDUCATION: 1998 graduate of S.F. Austin (TX) HS...MISC: Earned all-state honors and was District MVP in both his junior and senior seasons...Named to Rawlings HS All-America team as a senior and to Academic All-District team...OBTAINED: Acquired by Phillies from CHI, 3/26/03 for a player to be named; originally selected by BAL in 1st round of June 1998 draft (39th overall)...1998: Signed on 7/20 and played sparingly for Gulf Coast Orioles (R)...1999: Led Bluefield (R) in runs, hits and triples...Batted .306 (15-49), 11 R, 9 RBI in June...Put together a 10-game hitting streak, 7/21-31 (.410, 16-39, 9 R)...Recorded 27 runs in August...Hit safely in 9 of last 10 games, batting .300 (12-40), 11 R...2000: Matched a Delmarva (A) score with a 14-game hitting streak, 5/25-6/11...Recorded 7 OF assists...Hit .297 (30-101) in 26 June games...2001: Hit safely in 11 of first 13 games at Delmarva (.333, 17-51, 4 2B, 8 RBI)...Promoted to Frederick (A), 6/9...Had a season-high 13-game hitting streak, 7/5-19 (.313)...Orioles Minor League Player of the Week, 7/26-8/1 (.414, 12-29, 5 RBI)...2002: Spent entire season with Frederick...Had a 15-game hitting streak, 6/2-22 (.349)...Batted .365 (42-115) in August with 16 RBI, 21 R...Had a season-high 5 hits, 8/10 at Wilmington...Finished season with 38 multi-hit games...Selected by CHI in minor league phase of Rule 5 draft, 12/16...2003: Acquired by Phillies, 3/26...Began season with Clearwater (A)...Promoted to Reading (AA), 4/26...Hit .263 in 10 games with Reading before being assigned back to Clearwater, 5/8...Hit in 20 of 21 games with hitting streaks of 8 and 12 games, 5/13-6/5 (.387)...Phillies Minor League Player of the Week, 8/11-17 (.474, 4 R, 1 2B, 6 RBI, 6 BB)...Led Clearwater in SB...Had 35 multi-hit games between both stops.

YEAR	CLUB	AVG	G	AB	R	H	2B	3B	HR	RBI	SH	SF	HP	BB	SO	SB	CS	E
1998	Orioles, GCL	.143	12	42	5	6	0	0	0	2	0	0	0	1	17	1	0	1
1999	Bluefield	.253	58	233	52	59	9	5	0	18	0	0	2	29	44	7	1	6
2000	Delmarva	.238	117	411	60	98	11	6	1	54	4	4	6	44	88	13	6	5
2001	Delmarva	.246	59	224	37	55	7	1	2	24	2	4	2	28	44	10	3	4
	Frederick	.285	69	256	33	73	9	1	1	23	2	4	0	25	46	7	5	4
2002	Frederick	.300	127	473	62	142	16	4	4	55	6	4	4	33	75	9	8	8
2003	Clearwater	.280	109	418	62	117	21	2	2	45	1	2	2	35	66	14	4	3
	Reading	.263	10	38	0	10	0	1	0	6	0	0	0	2	6	0	0	0
Minors Totals		.267	561	2095	311	560	73	20	10	227	15	18	16	197	386	61	27	31

TUGWELL, MARC...2B..B-T: R-R...HT: 6-0; WT: 190...BORN: April 16, 1981, Fairfax, VA...RESIDES: Springfield, VA...EDUCATION: 1999 graduate of West Springfield (VA) HS...2003 graduate of Virginia Tech...OBTAINED: Phillies 22nd round pick in June 2003 draft...MISC: 1st Team All-Big East in 2002...2003 Co-Player of the Year in Big East Conference...HOBBIES: Lifting weights, basketball, video games...2003: Began pro career with Batavia (A)...Had 1st pro 4-hit game, 7/11 vs Staten Island...Homered and drove in 4 runs, 7/14 at Hudson Valley...Promoted to Lakewood (A), 7/19, for 5 games...Returned to Batavia only to be promoted to Lakewood again, 7/30, where he finished season...Played in Florida Instructional League where he worked on converting to catcher.

YEAR	CLUB	AVG	G	AB	R	H	2B	3B	HR	RBI	SH	SF	HP	BB	SO	SB	CS	E
2003	Batavia	.248	28	121	13	30	6	1	1	20	0	0	2	3	27	3	0	5
	Lakewood	.213	27	80	7	17	7	0	0	5	2	0	2	4	23	0	1	1
Minors Totals		.234	55	201	20	47	13	1	1	25	2	0	4	7	50	3	1	6

MINOR LEAGUE PLAYERS

URRUTIA, CARLOS ALBERTO...RHP...B-T: R-R...**HT:** 6-3; **WT:** 210...**BORN:** September 3, 1981, Mariara, Carabobo, VZ...**RESIDES:** Mariara, Carabobo...**EDUCATION:** U.E. La Sagrada Familia...**OBTAINED:** Signed by Phillies as a minor league free agent, 3/5/03; originally signed by CHI as an amateur free agent, 9/30/98...**1999:** Made pro debut with Cubs Dominican Summer League (R)...**2000:** Spent season with Arizona Cubs (R)...Made 7 appearances (5 starts)...**2001:** Missed entire season due to injury...**2002:** Moved up to short-season Boise (A)...Released by CHI, 12/30...**2003:** Signed by Phillies, 3/5...Started season in extended spring training...Joined Lakewood (A), 5/9...Made 9 relief appearances before being assigned to Batavia (A), 6/16...Pitched in 1 game before being placed on DL, 6/24 (right shoulder subluxation).

YEAR	CLUB	W-L	ERA	G	GS	CG	SHO	SV	IP	H	R	ER	HR	HB	BB	SO	WP	BK	
1999	Cubs, DSL	1-3	7.77	10	6	0	0	0	22.0	28	26	19	2	5	12	10	3	0	
2000	Cubs, AZ	2-2	4.94	7	5	0	0	0	31.0	32	20	17	0	5	12	10	6	1	
2001	Injured - Did not play																		
2002	Boise	1-3	11.69	12	5	0	0	0	22.1	34	32	29	2	3	22	18	6	2	
2003	Lakewood	0-1	7.94	9	0	0	0	1	11.1	12	11	10	0	3	9	4	3	0	
	Batavia	0-0	9.00	1	0	0	0	0	1.0	1	1	1	0	2	1	0	0	0	
Minors Totals		4-9	7.80	39	16	0	0	1	87.2	107	90	76	4	18	56	42	18	3	

VALERO, DEYWILS RAMON...OF...B-T: R-R...**HT:** 6-1; **WT:** 160...**BORN:** February 15, 1985, Caracas, VZ...**RESIDES:** Miranda, VZ...**OBTAINED:** Signed by Phillies as an amateur free agent, 5/31/02...**2002:** Spent 1st pro season with Mariara Phillies (R) in Venezuelan Summer League...**2003:** 2nd season in VSL.

YEAR	CLUB	AVG	G	AB	R	H	2B	3B	HR	RBI	SH	SF	HP	BB	SO	SB	CS	E
2002	Phillies, VSL	.183	32	93	4	17	2	0	0	4	0	0	3	5	27	2	0	2
2003	Phillies, VSL	.210	44	100	14	21	0	0	0	5	2	0	2	8	31	5	3	2
Minors Totals		.197	76	193	18	38	2	0	0	9	2	0	5	13	58	7	3	4

VILLAMAR, OSCAR ALEXIS...C...B-T: R-R...**HT:** 6-1; **WT:** 180...**BORN:** May 19, 1982, Guayaquil, Ecuador...**RESIDES:** Guayaquil...**OBTAINED:** Signed as an amateur free agent, 10/19/00...**2001:** Made pro debut with Mariara Phillies (R) in Venezuelan Summer League...**2002:** 2nd season in VSL...**2003:** 3rd season with Mariara.

YEAR	CLUB	AVG	G	AB	R	H	2B	3B	HR	RBI	SH	SF	HP	BB	SO	SB	CS	E
2001	Phillies, VSL	.244	48	119	15	29	4	0	2	10	0	0	0	19	28	3	1	4
2002	Phillies, VSL	.193	56	176	11	34	10	1	2	21	0	2	6	10	38	2	0	5
2003	Phillies, VSL	.252	35	103	15	26	10	1	1	14	0	1	2	8	20	2	1	2
Minors Totals		.224	139	398	41	89	24	2	5	45	0	3	8	37	86	7	2	11

VONTUNGELIN, CORYT...C...B-T: R-R...**HT:** 6-1; **WT:** 180...**BORN:** July 7, 1981, Oklahoma City, OK...**RESIDES:** Bethany, OK...**EDUCATION:** Putnam City West (OK) HS...Attended Cowley County CC and Oklahoma State University...**OBTAINED:** Signed by Phillies as an amateur free agent, 6/21/03...**2003:** Began pro career with Batavia (A).

YEAR	CLUB	AVG	G	AB	R	H	2B	3B	HR	RBI	SH	SF	HP	BB	SO	SB	CS	E
2003	Batavia	.286	18	56	6	16	3	0	0	6	1	0	1	4	13	1	0	4

VUKOVICH, VINCENT JOHN (Vince)...OF...B-T: L-R...**HT:** 6-0; **WT:** 175...**BORN:** May 6, 1980, Stratford, NJ...**RESIDES:** Voorhees, NJ...**EDUCATION:** 1998 graduate of Eastern (NJ) HS; attended University of Delaware...**OBTAINED:** Phillies 20th round pick in June 2001 draft...**MISC:** Father is Phillies third base coach John Vukovich...**HOBBIES:** Hunting, fishing, movies, music...**2001:** Began pro career with Batavia (A), 6/20 vs Auburn...Singled for 1st pro hit, 6/25 at New Jersey...Batted .393 (11-28), 2 2B, 3 RBI during season-high 8-game hitting streak, 7/27-8/7...Hit 1st pro HR, 8/21 vs New Jersey...Played in Florida Instructional League...**2002:** Began season in extended spring training...Added to Lakewood (A) roster, 6/13...Reached base safely in 13 straight games, 7/13-28 (16 H, 2 BB)...Made 33 appearances in LF, 17 in RF and 8 in CF...**2003:** Spent season with Clearwater (A)...Drove in a season-high 4 runs, 7/21 at Tampa...Hit .545, 10 RBI with bases loaded.

YEAR	CLUB	AVG	G	AB	R	H	2B	3B	HR	RBI	SH	SF	HP	BB	SO	SB	CS	E
2001	Batavia	.201	46	149	19	30	6	0	1	14	2	3	2	14	25	4	2	3
2002	Lakewood	.245	59	184	20	45	11	1	0	9	5	1	2	21	34	5	5	3
2003	Clearwater	.258	106	361	31	93	14	1	1	42	2	4	1	32	56	7	5	3
Minors Totals		.242	211	694	70	168	31	2	2	65	9	8	5	67	115	16	12	9



MINOR LEAGUE PLAYERS

WALSH, SEAN SEBASTIAN...3B...B-T; R-R...HT: 6-4; WT: 220...**BORN:** November 15, 1979, Catskill, NY...**RESIDES:** Aiken, SC...**EDUCATION:** 1997 graduate of Catskill (NY) HS; attended Radford University and North Carolina St. University...**MISC:** Played Little League, Babe Ruth, American Legion ball...**HOBBIES:** Movies, basketball...**OBTAINED:** Phillies 47th round pick in June 2001 draft...**2001:** Spent 1st pro season with Batavia (A)...Tied for 3rd in New York-Penn League in doubles...Hit .333 (7-21) to start season with 5-game hitting streak, 6/19-28...Reached base safely in final 6 games, hitting .316 (6-19), 9/1-5...Led team in 2B and HP and tied for 1st in R...**2002:** Spent season with Lakewood (A)...Led team in SB...Had a season-high 4 RBI, 5/7 vs Greensboro...Hit .313 with RISP...Played in Florida Instructional League...**2003:** Began season with Clearwater (A)...Assigned to Lakewood (A), 5/3-5/8...Reached base safely in 15 straight games, 7/12-27 and in 33 of 35 games, 7/2-8/6...Batted .337 vs LHP...**FIL**

YEAR	CLLUB	AVG	G	AB	R	H	2B	3B	HR	RBI	SH	SF	HP	BB	SO	SB	CS	E
2001	Batavia	.274	63	215	35	59	20	2	2	24	1	3	11	27	44	8	6	12
2002	Lakewood	.259	90	274	34	71	9	1	1	28	3	1	12	31	58	26	4	10
2003	Clearwater	.265	106	359	58	95	29	1	6	47	0	4	19	43	81	11	2	9
	Lakewood	.214	6	14	3	3	1	1	0	1	0	0	0	2	1	2	0	0
Minors Totals		.265	265	862	130	228	59	5	9	100	4	8	42	103	184	47	12	31

WARDINSKY, RYAN WAYNE...INF...B-T; S-R...HT: 6-1; WT: 180...**BORN:** November 28, 1979, Kalispell, MT...**RESIDES:** Kalispell...**EDUCATION:** Texas A&M University...**OBTAINED:** Phillies 30th round pick in June 2002 draft...**2002:** Began pro career with Gulf Coast Phillies (R)...Promoted to Batavia (A), 7/12...Placed on DL, 8/17 (right hamstring pull)...Activated, 8/26...Played in Florida Instructional League...**2003:** Spent majority of season with Clearwater (A)...Made 2 brief appearances with Lakewood (A)...Had four 3-hit games with Clearwater:

YEAR	CLLUB	AVG	G	AB	R	H	2B	3B	HR	RBI	SH	SF	HP	BB	SO	SB	CS	E
2002	Phillies, GCL	.220	22	59	8	13	1	0	0	8	2	2	3	10	10	3	3	3
	Batavia	.262	26	84	8	22	2	0	1	7	0	0	3	8	24	2	2	3
2003	Clearwater	.200	61	195	15	39	5	0	1	18	0	4	4	21	52	3	3	10
	Lakewood	.000	2	4	1	0	0	0	0	0	0	0	0	1	3	0	0	0
Minors Totals		.216	111	342	32	74	8	0	2	33	2	6	10	40	89	8	8	16

WILSON, JOSEPH PAUL (Joe)...LHP...B-T; L-L...HT: 6-3; WT: 195...**BORN:** August 2, 1982, Fairfield, CT...**RESIDES:** Fairfield...**EDUCATION:** Attended University of Maryland...**HOBBIES:** Music, movies...**OBTAINED:** Phillies 13th round pick in June 2003 draft...**2003:** Began pro career with Gulf Coast Phillies (R)...Notched a win in 4 of final 5 appearances, 7/24-8/19...Went 2-1, 1.48 ERA in 6 July games...Promoted to Batavia, 8/20...Picked up win in final appearance of season, 9/3 vs Auburn (3.0 IP, 2 H, 2 SO)...Pitched in Florida Instructional League:

YEAR	CLLUB	W-L	ERA	G	GS	CG	SHO	SV	IP	H	R	ER	HR	HB	BB	SO	WP	BK
2003	Phillies, GCL	4-2	2.24	11	9	0	0	0	52.1	44	20	13	1	3	17	58	2	0
	Batavia	1-1	2.40	3	2	0	0	0	15.0	11	4	4	0	1	7	14	2	0
Minors Totals		5-3	2.27	14	11	0	0	0	67.1	55	24	17	1	4	24	72	4	0

WINEGARDEN, ERIK STEVEN...B-T; L-R...HT: 6-1; WT: 200...**BORN:** December 5, 1979, Minot, ND...**RESIDES:** Eden Prairie, MN...**EDUCATION:** New Mexico State University...**OBTAINED:** Phillies 26th round pick in June 2002 draft...**2002:** Split 1st pro season between Gulf Coast Phillies (R) and Batavia (A)...**2003:** Had surgery on right knee, 4/1, and missed entire season.

YEAR	CLLUB	AVG	G	AB	R	H	2B	3B	HR	RBI	SH	SF	HP	BB	SO	SB	CS	E
2002	Phillies, GCL	.211	32	90	14	19	6	1	2	16	0	3	1	17	19	5	0	5
	Batavia	.282	10	39	6	11	3	0	0	5	0	1	1	6	6	0	0	1
2003	Injured - Did not pitch																	
Minors Totals		.233	42	129	20	30	9	1	2	21	0	4	2	23	25	5	0	6

WOODROW, CHRISTOPHER JOHN (C.J.)...RHP...B-T; R-R...HT: 6-3; WT: 200...**BORN:** August 21, 1981, Minneapolis, MN...**RESIDES:** Plymouth, MN...**EDUCATION:** University of Minnesota...**HOBBIES:** 1999 graduate of Maple Grove (MN) HS...**2003:** graduate of University of Minnesota...**OBTAINED:** Phillies 25th round pick in June 2003 draft...**2003:** Began pro career with Batavia (A)...Had a 1.99 ERA in 8 August appearances.

YEAR	CLLUB	W-L	ERA	G	GS	CG	SHO	SV	IP	H	R	ER	HR	HB	BB	SO	WP	BK
2003	Batavia	2-2	2.94	17	5	0	0	2	52.0	51	22	17	4	3	3	39	3	0

MINOR LEAGUE PLAYERS

YOUNGBAUER, SCOTT ALAN...SS...B-T: S-R...HT: 6-1; WT: 175...BORN: January 14, 1979, Wichita, KS...**RESIDES:** Powder Springs, GA...**EDUCATION:** 1997 graduate of McEachern HS; attended Georgia State University...**MISC:** Played Little League and semipro ball...In 1999 played for the Alaska Goldpanners in the Alaskan Baseball League...Father, Jeff Youngbauer, played in MIN and BAL organizations for 6 seasons...**HOBBIES:** Art and school...**OBTAINED:** Phillies 10th round pick in June 2000 draft...**2000:** Hit .393 with 16 HR, 67 RBI at Georgia State U...Made pro debut with Batavia (A), 6/20 at Mahoning Valley...Collected hits in first 6 games of pro career (8-26)...Reached base safely in 12 consecutive games, 7/27-8/7...Phillies Minor League Player of the Week, 7/31-8/6...Had 4 RBI, 8/2 vs Hudson Valley...Had left ankle surgery, 9/3 (Dr. Landfried)...**2001:** Spent season with Lakewood (A)...Led team and finished 4th in South Atlantic League in doubles...Led all SAL shortstops in assists (335), total chances (555) and double plays (72)...Hit .333 (4-12), 10 RBI with bases loaded...**2002:** Began season in Lakewood...Promoted to Clearwater (A), 4/23...Set season highs with 4 hits and 5 RBI, 5/6 at Sarasota...Phillies Minor League Player of the Week, 7/18-21...Fell a single short of hitting for the cycle, 8/8 vs Ft. Myers (3-4, 2B, 3B, HR, RBI, 2 R)...Had season-best 11-game hit streak, 8/15-29 (.381, 16-42, 4 2B, 3B, HR, 8 RBI, 13 R)...Played in Florida Instructional League...**2003:** Began season with Clearwater...Appeared in 90 games at 2B, 8 at DH...Promoted to Reading (AA), 8/14.

YEAR	CLUB	AVG	G	AB	R	H	2B	3B	HR	RBI	SH	SF	HP	BB	SO	SB	CS	E
2000	Batavia	.235	66	251	41	59	16	2	6	35	1	4	0	22	40	0	0	23
2001	Lakewood	.218	125	467	40	102	35	1	5	40	3	4	1	30	97	4	6	43
2002	Lakewood	.295	17	61	9	18	6	2	3	10	0	0	1	7	10	0	2	5
	Clearwater	.236	106	406	60	96	25	7	9	47	2	4	2	38	78	3	4	35
2003	Clearwater	.237	97	358	36	85	18	6	5	36	4	1	6	28	70	7	4	16
	Reading	.310	16	42	2	13	1	0	1	5	1	2	1	6	7	1	0	2
Minors Totals		.235	427	1585	188	373	101	18	29	173	11	15	11	131	302	15	16	124

ZIEGLER, BRAD GREGORY...RHP...B-T: R-R...HT: 6-4; WT: 190...BORN: October 10, 1979, Pratt, KS...**RESIDES:** Springfield, MO...**EDUCATION:** 1998 graduate of Odessa (MO) HS...2003 graduate of Southwest Missouri State...**MISC:** Participated in 2003 College World Series...**HOBBIES:** Golf, PlayStation 2...**OBTAINED:** Phillies 20th round pick in June 2003 draft...**2003:** Began pro career with Batavia (A).

YEAR	CLUB	W-L	ERA	G	GS	CG	SHO	SV	IP	H	R	ER	HR	HB	BB	SO	WP	BK
2003	Batavia	1-0	1.50	3	0	0	0	0	6.0	5	1	1	0	0	1	6	0	0

MINOR LEAGUE PLAYERS & PITCHERS OF THE WEEK

	PLAYER	PITCHER
April 3-13	Jorge Padilla (of), RD	Ken Pumphrey (rhp), SC
April 14-20	Brian Hitchcox (2b), RD	Seung Lee (rhp), RD
April 21-27	Ryan Howard (1b), CL	Josh Hancock (rhp), SC
April 28-May 4	Brian Hitchcox (2b), RD	Gavin Floyd (rhp), CL
May 5-11	Jorge Padilla (of), RD	Lee Gwaltney (rhp), LK
May 12-18	Danny Gonzalez (ss), CL	Layne Dawson (rhp), CL
May 19-25	Terry Jones (3b), LK	Cole Hamels (lhp), LK
May 26-June 1	Josue Perez (of), RD	Eric Junge (rhp), SC
June 2-8	Chase Utley (2b), SC	Cole Hamels (lhp), LK
June 9-15	Eric Valent (of), SC	Francisco Butto (rhp), LK
June 16-22	Chris Roberson (cf), LK	Josh Hancock (rhp), SC
June 23-29	Esteban De Los Santos (ss), BA	Ezequiel Astacio (rhp), CL
June 30-July 6	Aaron McNeal (1b), RD	Robinson Tejeda (rhp), CL
July 7-13	Jeff Inglin (of), RD	Eude Brito (lhp), CL
July 14-20	Chris Roberson (cf), BA	Cole Hamels (lhp), LK
July 21-27	Andy Jarvis (1b), GC	Keith Bucktrot (rhp), RD
July 28-August 3	Ryan Howard (1b), CL	Amaury Telemaco (rhp), SC
August 4-10	Juan Camilo (of), CL	Aaron Myette (rhp), SC
August 11-17	Mamon Tucker (of), CL	Josh Hancock (rhp), SC
August 18-24	Kevin Sefcik (of), SC	Nick Bourgeois (lhp), LK

MINOR LEAGUE PLAYERS & PITCHERS OF THE MONTH

	PLAYER	PITCHER
April	Ryan Howard (1b), CL	Elizardo Ramirez (rhp), CL
May	Juan Richardson (3b), RD	Seung Lee (rhp), RD
June	Chase Utley (2b), SC	Cole Hamels (lhp), LK
July	Sean Walsh (inf), CL	Geoff Geary (rhp), SC
August	Ryan Howard (1b), CL	Josh Hancock (rhp), SC



Larry Bowa

MISCELLANEOUS

2004 SPRING TRAINING INFORMATION 336
 HOW TO FIGURE 334
 NEW SPRING HOME 335
 QUALIFYING MARKS 334
 RAIN RULES 333
 RULES OF INTEREST 333

RULES OF INTEREST

DOCTORED BAT: If a filled or "doctored" bat is used, the player is to be called out and ejected from the game and is subject to additional penalties. Any balls hit by an illegal bat do not count. If the umpire sees the illegal bat before it is used, he issues a warning, but there is no penalty.

NIGHT GAME: Any game scheduled to start after 5 p.m. will be considered a night game. If a game is scheduled to start at 5 p.m. and is delayed for any reason it will be considered a day game. If a game is scheduled to start at 5:01 p.m. it will be considered a night game. Two-night doubleheaders shall be considered two night games.

PINCH-HITTERS: A player shall be considered a pinch-hitter only if he enters the game as a substitute batter and only on his first time at bat which must be before he becomes a fielder. If the team bats around and a pinch-hitter comes up a second time in the inning in which he first appeared, he will not be considered a pinch-hitter during that second time up.

ROSTER LIMITS: 40 until Opening Day, when the number must be reduced to 25 until September 1, when it again becomes 40 (maximum).

SUSPENDED GAME RULE: For the purpose of this rule, all performances in the completion of a suspended game shall be considered as occurring on the original date of the game. A game terminated by curfew or by a prearranged time limit is a suspended game if it has progressed to be an official game (4 1/2 or 5 innings). A game terminated by light failure or malfunction of a mechanical field device under control of the home club is a suspended game anytime after it begins. Rule 4.11 (d) . . . A called game ends at the moment the umpire terminates play. **EXCEPTION:** If the game is called while an inning is in progress and before it is completed, the game becomes a suspended game in each of the following situations:

–The visiting team has scored one or more runs to tie the score and the home team has not scored.

–The visiting team has scored one or more runs to take the lead and the home team has not tied the score or retaken the lead.

Suspended games shall be resumed at the exact point of suspension immediately preceding the next scheduled, single game between the two clubs at the same site.

Any legal game called due to weather with the score tied is a tie game and must be replayed in its entirety.

WAIVER AND DRAFT PRICES: The waiver price is \$20,000 and the Major League Draft price is \$50,000.

YEARS OF SERVICE: 172 days constitute a full major league year of service.

RAIN RULES

A game is in the hands of the home team up until the game starts, unless the game is in the final series of the season between the two teams. Once a game has started, the Umpire-in-Chief assumes the right to determine whether the game shall be stopped because of bad weather or unfit playing conditions.

When a game is temporarily suspended because of rain, umpires must wait 1 hour and 15 minutes before calling the game. Should there be a second suspension, umpires shall wait at least 45 minutes before calling a game. For a third and any subsequent rain delays, umpires are to wait at least 30 minutes.

QUALIFYING MARKS

BATTING CHAMPIONSHIP: Highest batting average and 502 or more plate appearances. However, if there is any player with fewer than the required number of plate appearances whose average would be the highest if he were charged with the required number of official at-bats, then that player shall be awarded the championship.

PITCHING CHAMPIONSHIP: Lowest ERA and 162 or more innings pitched.

FIELDING CHAMPIONSHIP: Highest fielding average and (a) catcher must have played in at least 81 games; (b) infielder or outfielder must have played in at least 108 games; and (c) pitcher must have 162 innings pitched.

ROOKIE: A player shall be considered a rookie unless, during a previous season or seasons, he has (a) exceeded 130 at-bats or 50 innings pitched in the major leagues; or (b) accumulated more than 45 days on the active roster of a major league club or clubs during the period of the 25-player limit.

SAVE: Credit a pitcher with a save when:

(1) He is finishing pitcher in a game won by his club;

(2) He is not the winning pitcher; and

(3) He qualifies under one of the following conditions:

(a) He enters the game with a lead of no more than three runs and pitches for at least one inning, or

(b) He enters the game with the potential tying run either on base, at bat or on deck, or

(c) He pitches effectively for at least three innings.

No more than one save may be credited in each game.

CONSECUTIVE-GAME HITTING STREAK: A consecutive-game hitting streak shall not be terminated if all the player's plate appearances result in a walk, hit batsman, defensive interference or a sacrifice bunt. The streak shall terminate if the player has a sacrifice fly and no hit.

CONSECUTIVE-GAME PLAYING STREAK: A consecutive-game playing streak shall extend if the player plays one half-inning on defense, or if he completes a time at bat by reaching base or being put out. A pinch-running appearance only shall not extend the streak. If a player is ejected from a game by an umpire before he can comply with the requirements of this rule, his streak shall continue.

HOW TO FIGURE

BATTING AVERAGE: Divide at-bats into hits.

ERA: Multiply earned runs by nine and divide the total by innings pitched.

SLUGGING PERCENTAGE: Divide total bases by the total times at bat (not including walks, sacrifices, hit by pitcher or interference).

ON-BASE PERCENTAGE: Divide the on-base total (hits, walks, hit by pitcher, and interference) by total plate appearances (at-bats, walks, hit by pitcher and sacrifice flies).

FIELDING PERCENTAGE: Divide the total putouts and assists by total chances (putouts, assists and errors).

WINNING PERCENTAGE: Divide the number of games won by the total games played.

MAGIC NUMBER: Determine the number of games yet to be played, add one, then subtract the number of games ahead in the loss column of the standings from the closest opponent.

WAIVERS

Major League waivers must be secured for all Major League trades from August 1st until the day after the regular season concludes. No waivers are required to trade a Major League player at any other time.


NEW SPRING HOME

After 49 years at Jack Russell Memorial Stadium, the Phillies have a new spring home, Bright House Networks Field, a \$28 million facility located adjacent to Carpenter Field in Clearwater, Fla.

The Phillies have trained in Clearwater since 1947. Carpenter Field, built in 1967, is used by the Phillies' major league and minor league players in spring training, a team in the Gulf Coast Rookie League during the season and the Florida Instructional League in the fall.

Under new manager Mike Schmidt, the Clearwater Threshers, the Phillies' Class A affiliate in the Florida State League, will play their home games in Bright House Networks Field starting in April.

"The new ballpark along with Carpenter Field provide the Phillies with the finest spring training facilities in Florida. We're thankful to the city, county and state for their assistance in making this the best," stated club President David Montgomery. "With Bright House Networks Field here and Citizens Bank Park in Philadelphia, we have the double excitement of opening two new ballparks in two months, a first in baseball."



BALLPARK DESIGN

Bright House Networks Field is designed with a classic Floridian architectural style and has the following features:

- A 360-degree main concourse, open to the playing field
- 7,000 fixed seats with grass berm seating for an additional 1,500
- A tiki-hut pavilion in left field
- Group picnic areas, party suites and Club seats
- A kids play area and expansive team store
- A state-of-the-art video scoreboard



2004 SPRING TRAINING INFORMATION

BALLPARK: Bright House Networks Field
Street Address: 601 N. Old Coachman Drive, Clearwater, FL 33765
Telephones: (727) 441-9941 (Executive Offices/Public Relations)
 (727) 442-8496 (Ticket Office)
 (727) GO PHILS (Main number)
Fax: (727) 441-7768
Seating Capacity: 8,500

MINOR LEAGUE CAMP

Name: Paul Owens Training Facility at Carpenter Complex
Street Address: 651 N. Old Coachman Road, Clearwater, FL 33765
Telephone: (727) 799-0503
Fax: (727) 726-1793

Camp Dates: Minor league camp opens March 5, with exhibition games against other minor league clubs starting March 16. Camp breaks on April 4.

2004 PHILLIES SPRING TRAINING SCHEDULE

DAY	DATE	OPPONENT	SITE	TV/RADIO	TIME
Thursday	March 4	NY Yankees	CLEARWATER	W	1:05 p.m.
Friday	March 5	NY Yankees	Tampa	E	1:15 p.m.
Saturday	March 6	Cincinnati	CLEARWATER	C	1:05 p.m.
Sunday	March 7	Toronto	Dunedin	U/W	1:05 p.m.
Monday	March 8	Boston	CLEARWATER	W	1:05 p.m.
Tuesday	March 9	Minnesota	CLEARWATER		1:05 p.m.
Wednesday	March 10	Atlanta	Lake Buena Vista	W	7:05 p.m.
Thursday	March 11	Pittsburgh*	CLEARWATER		1:05 p.m.
		Tampa Bay*	St. Petersburg		1:05 p.m.
Friday	March 12	Atlanta	CLEARWATER		1:05 p.m.
Saturday	March 13	Tampa Bay	CLEARWATER	U	1:05 p.m.
Sunday	March 14	Cincinnati	Sarasota	W	1:05 p.m.
Monday	March 15	NY Yankees	CLEARWATER	W	1:05 p.m.
Tuesday	March 16	OFF			
Wednesday	March 17	Pittsburgh	Bradenton		1:05 p.m.
Thursday	March 18	Pittsburgh	CLEARWATER		1:05 p.m.
Friday	March 19	Detroit	Lakeland		1:05 p.m.
Saturday	March 20	Minnesota	Ft. Myers	W	1:05 p.m.
Sunday	March 21	Minnesota	CLEARWATER	U	1:05 p.m.
Monday	March 22	Tampa Bay	St. Petersburg		1:05 p.m.
Tuesday	March 23	Pittsburgh	Bradenton		1:05 p.m.
Wednesday	March 24	Toronto	CLEARWATER	W	7:05 p.m.
Thursday	March 25	NY Yankees	CLEARWATER	W	12:05 p.m.
Friday	March 26	Cincinnati	Sarasota		1:05 p.m.
Saturday	March 27	Boston	Ft. Myers	C	1:05 p.m.
Sunday	March 28	Toronto	CLEARWATER	W	1:05 p.m.
Monday	March 29	Detroit	CLEARWATER	W	7:05 p.m.
Tuesday	March 30	Pittsburgh	Bradenton		1:05 p.m.
Wednesday	March 31	Minnesota	CLEARWATER		1:05 p.m.
Thursday	April 1	Toronto	Dunedin		1:05 p.m.
Friday	April 2	OFF			
Saturday	April 3	Cleveland	Philadelphia	C/W	1:05 p.m.
Sunday	April 4	Cleveland	Philadelphia	W	1:05 p.m.

* Split squad

C - Comcast SportsNet (TV) ... U - UPN 57 (TV) ... E - ESPN (TV) ... W - WPEN 950 AM (Radio)

2004 SCHEDULE

SUN	MON	TUE	WED	THU	FRI	SAT
APRIL						3 CLE 1:05 C
4 CLE 1:05 U	5 PIT 4:05 K	6	7 PIT 7:05 C	8 PIT 7:05 C	9 FLA 7:35 C	10 FLA 6:05 U
11 FLA 3:05 U	12 (H) CIN 1:05 C	13	14 CIN 7:05 CN	15 (PS) CIN 1:05 C	16 MTL 7:05 C	17 (R) MTL 1:05 U
18 (R) MTL 1:35 U	19	20 FLA 7:05 C	21 FLA 7:05 C	22 (PS) FLA 1:05 C	23 MTL 7:05 U	24 MTL 1:05 C
25 MTL 1:05 U	26	27 STL 8:10 C	28 STL 8:10 C	29 STL 1:10 C	30 AZ 7:05 C	

SUN	MON	TUE	WED	THU	FRI	SAT
MAY						1 AZ 7:05 U
2 (H) AZ 1:35 U	3	4 STL 7:05 C	5 STL 7:05 C	6 (PS) STL 1:05 C	7 AZ 10:05 U	8 AZ 10:05 C
9 AZ 8:05 E	10	11 SF 10:15 C	12 SF 10:15 C	13 COL 3:35 C	14 COL 9:05 C	15 COL 3:05 C
16 COL 3:05 U	17 COL 4:05 C	18 LA 7:05 C	19 LA 7:05 C	20 LA 7:05 C	21 SD 7:05 U	22 SD 7:05 C
23 (R) SD 1:35 U	24	25 NYM 7:10 C	26 NYM 7:10 C	27 ATL 7:05 C	28 ATL 7:05 C	29 (R) ATL 1:20 F
30 ATL 1:35 U	31 (R) NYM 1:05 C					

SUN	MON	TUE	WED	THU	FRI	SAT
JUNE						5 ATL 1:20 F
6 ATL 1:05 U	7	8 CWS 8:05 C	9 CWS 8:05 C	10 CWS 8:05 U	11 MIN 8:10 C	12 MIN 7:10 U
13 MIN 2:10 U	14	15 DET 7:05 C	16 DET 7:05 C	17 (PS) DET 1:05 C	18 KC 7:05 C	19 KC 7:05 U
20 (R) KC 1:35 U	21	22 MTL 7:05 C	23 MTL 7:05 C	24 MTL 1:05 C	25 BOS 7:05 C	26 BOS 1:20 F
27 BOS 2:05 U	28 MTL 7:05 C	29 MTL 7:05 C	30 MTL 7:05 C			

SUN	MON	TUE	WED	THU	FRI	SAT
JULY				1 (R) MTL 6:05 C	2 (R) BAL 7:05 C	3 BAL 7:05 U
4 (H) BAL 1:35 U	5 NYM 7:05 C	6 NYM 7:05 C	7 NYM 7:05 C	8 NYM 7:05 C	9 ATL 7:05 U	10 ATL 1:20 F
11 ATL 1:35 U	12	13	14	15 NYM 7:10 C	16 NYM 7:10 C	17 NYM 1:20 F
ALL STAR BREAK @ HOUSTON						
18 NYM 1:10 U	19 ATL 7:35 C	20 ATL 7:35 C	21 FLA 7:05 C	22 (PS) FLA 1:05 C	23 CHI 7:05 U	24 CHI 3:15 F
25 (H) CHI 1:35 U	26 FLA 7:05 C	27 FLA 7:05 C	28 FLA 7:05 C	29 FLA 1:05 C	30 CHI 3:20 C	31 CHI 1:20 F

SUN	MON	TUE	WED	THU	FRI	SAT
1 CHI 2:20 U	2	3 SD 10:05 C	4 SD 10:05 C	5 SD 10:05 C	6 LA 10:10 C	7 LA 10:10 U
8 LA 10:10 U	9 COL 7:05 C	10 COL 7:05 C	11 COL 7:05 C	12 COL 7:05 U	13 SF 7:05 C	14 SF 1:20 F
15 SF 1:35 U	16	17 HOU 7:05 C	18 HOU 7:05 C	19 (PS) HOU 1:05 C	20 MIL 8:05 U	21 MIL 7:05 C
22 MIL 2:05 U	23 HOU 8:05 C	24 HOU 8:05 C	25 HOU 2:05 C	26	27 MIL 7:05 C	28 MIL 7:05 U
29 (H) ATL 1:35 U	30	31 ATL 7:05 C				

SUN	MON	TUE	WED	THU	FRI	SAT
SEPT/OCT						4 NYM 7:05 U
5 (H) NYM 1:35 U	6 ATL 1:05 C	7 ATL 7:35 C	8 ATL 7:35 C	9 ATL 7:35 U	10 NYM 7:10 C	11 NYM 7:05 U
12 NYM 1:10 U	13 CIN 7:10 C	14 CIN 7:10 C	15 CIN 12:35 C	16	17 MTL 7:05 C	18 MTL 7:05 U
19 MTL 1:35 U	20	21 FLA 7:05 C	22 FLA 7:05 C	23 FLA 7:05 C	24 MTL 7:05 C	25 MTL 7:05 C
26 MTL 1:05 U	27 PIT 7:05 C	28 PIT 7:05 C	29 PIT 7:05 C	30 FLA 7:05 C	31 FLA 7:05 C	
Oct 3 (H) FLA 1:35 U						

PROMOTIONAL SCHEDULE

- Modell's Sporting Goods Opening Day/
Inaugural First Ball/Rally Towel (4/12) +
- McDonald's Inaugural Cap (4/17) ▲
- Southwest Airlines Inaugural Season
Schedule Magnet (4/18) +
- Mother's Appreciation Day/Pink Cap (5/2) *
- Citizens Bank Phanatic Birthday/
Phanatic Nesting Dolls (5/23) ▲
- FUJIFILM Ritz Camera Centers Photo Day (5/29) ▶
- Motrin Phillies Starting Rotation Nesting Dolls (5/31) ▶
- Chevrolet Father's Appreciation Day/Bull's BBQ Apron (6/20) *
- Independence Blue Cross Fireworks I (7/1) +
- Independence Blue Cross Fireworks II (7/2) +
- Turkey Hill Phillies Wiffle Ball Set (7/4) ▲
- Jim Thome Louisville Slugger Bat (7/25) ▲
- Toyota Mike Lieberthal Bobbing Head (8/29) ▲
- Back to School Pack (9/5) ▲
- Fan Appreciation Day (10/3) +

Citizens Bank BPS (Businessperson's Special):

Game times: 1:05 - 4/15, 4/22, 5/6, 6/17, 7/22, 8/19

Other Date Notes:

- Teacher Appreciation Night: 4/30
- Hatfield Phillies Franks Dollar Dog Days: 6/28, 7/5, 8/9
- Asian Pacific Celebration: 5/20
- Modell's Sporting Goods Senior Stroll the Bases: 6/17
- Sound of Philadelphia: 6/30
- Modell's Sporting Goods Kids Run the Bases: 7/22, 9/5
- RBI Recognition Night: 8/17
- Latino Family Celebration/Latino Legends Poster: 9/3
- FUJIFILM Fridays: 4/30, 5/28, 7/2, 7/23 & 8/13

◆ Please note: these game dates have been selected as potential ESPN games that may involve a game time change to 8:05 pm.

- + All Fans ◆ All Fans 15 years and older ▲ Children 14 years and under
- * Women 15 years and older * Men 15 years and older
- ▶ Limited Fan Access Schedule and promotions subject to change. 2/04.



The best seat
is the house.

Great views.  **CITIZENS BANK PARK™**
Not your typical ballpark.