



SAN DIEGO



BUTCH METZGER
Co-N.L. Rookie of Year
TSN Rookie Pitcher of Year

padres



RANDY JONES
N.L. Cy Young Award
TSN N.L. Pitcher of Year



1977

SAN DIEGO **padres** BASEBALL CLUB

P.O. Box 2000, San Diego, California 92120

Telephone (714) 283-4494

BOARD OF DIRECTORS

Ray A. Kroc, Chairman and Treasurer

Joan Kroc

E. J. Bavasi

Donald G. Lubin

Dr. Robert K. Kerlan

PADRE PERSONNEL

President	E. J. Bavasi
Vice-President & Secretary	Donald G. Lubin
Assistant Secretary	Robert N. Grant
Vice-President, Player Personnel	Robert Fontaine
Director of Business Operations	Elten Schiller
Minor League Administrator	Mike Port
Administrative Assistant	Bob Bavasi
Director of Promotions	Jim Weigel
Director of Public Relations	Mike Ryan
Director of Group Sales	Tom Mulcahy
Director of Season Ticket Sales	Andy Strasberg
Traveling Secretary & Trainer	John Mattei
Radio Announcers	Jerry Coleman, Bob Chandler
Assistant Trainer	Dick Dent
Team Physicians	H. Paul Bauer, M.D. Paul L. Davidson, M.D., Robert A. Rubinstein, M.D.
Equipment Manager	Ray Peralta
P. A. Announcer	John DeMott
Ticket Office Staff	Pat McGinty, Susan Wallace Jean Teater, Diane Bender
Ticket Vault Director	Ralph Hall
Controller	Jan Willis
Secretarial Staff	Be Barnes, Cathy Carey Paula Ramos, Katy Wilkens
Accounting Staff	Sandy De-Amaral
Switchboard Operator	Barbara Hendrix
Stadium Nurse	Olga Parker

FROM THE SPORTS LIBRARY OF
RETROSEASONS  **.com**

More publications available at:

www.retroseasons.com/library/

TABLE OF CONTENTS

Ray Kroc, San Diego Padres Owner, Chairman of the Board	2
Padres Coaching Staff	3
John McNamara, Manager	4
Joe Amalfitano	5
Roger Craig	6
Bob Skinner	7
Whitey Wietelmann	8
Don Williams	9
Padres announcers Jerry Coleman, Bob Chandler	10
The Padre Players	11
1976 Won-Lost Breakdown, Highs and Lows	34
Minor League Operations	35
Padre Scouts, Number One Draft Selections	36
1976 Minor League Review	37
Padre Roster	38
San Diego Stadium, Past Opening Day Lineups	40
The National League	41
Atlanta and Chicago	42
Cincinnati and Houston	43
Los Angeles and Montreal	44
New York and Philadelphia	45
Pittsburgh and St. Louis	46
San Francisco, All-Time Records vs. N.L.	47
1977 Day-by-Day Schedule	48
1976 Major Award Winners	50
1976 In Review	51
Final Standings, N.L. Statistics, Road Hotels	52
1976 Padre Statistics, Club Records	53
1976 Padre Fielding, Lifetime Pitching Records	54
Padre Home Run Power	55
1976 Game-by-game Breakdown	56
1976 Padre Individual Batting	58
Padre Career Batting Statistics	59
1976 Individual Padre Pitching	60
Spring Training Information	62
Padre Attendance Records	64
Padre Records	65
Individual Batting	66
Team Batting, Individual Pitching	67
All-Time Padre Leaders	69
Top Ten Batting Statistics	70
Top Ten Pitching Statistics	71
All-Time Padre Batting	72
All-Time Padre Pitching	73
Grand Slams, Pinch Home Runs vs. Padres	74
All-Time Low-Hit Pitching Games	75
Ticket Information	76

ABOUT THE COVER: The Padres salute their two major award winners in 1976 in a special artistic rendition by Chris Paluso. Randy Jones walked off with the N.L. Cy Young Award while fellow pitcher Butch Metzger tied in the balloting for the N.L. Rookie of the Year.

RAY A. KROC CHAIRMAN OF THE BOARD



If ever there was a love affair between a city and the owner of a sports franchise then surely there couldn't be one stronger than the ties existing between the City of San Diego and Ray Kroc.

Stepping in at the proverbial eleventh hour in January of 1974, Ray Kroc saved the Padre franchise for the fans of San Diego when all appeared lost and the club was packed up and headed for Washington, D.C. At that time he made a solemn vow to get the Padres into a contending position for honors in the tough Western Division of the National League.

Well, the progress of the club has certainly borne out his pledge as under his ownership the Padres have vacated the cellar and have improved on their season record each season. Also, the club has been adding better and better talent to the roster each season to help speed up the process.

Now, the latest breakthrough has seen both he and President Buzzie Bavasi team up to bring the Padres two prime free agent catches—relief specialist Rollie Fingers and catcher-first baseman Gene Tenace.

There's more to this love affair though than merely the Padres. In a repeat performance of the "Padre miracle," Kroc stepped in during the late summer months to save the hockey franchise in San Diego and keep major league hockey in the city.

Not surprisingly, all of this has led to Ray and his wife Joan selling their home in Fort Lauderdale, Florida and taking up residence here in the La Jolla area. In fact, it's something of a family affair as his son-in-law, Ballard Smith and their daughter Linda, are now in San Diego with Ballard serving as the General Manager of the hockey franchise.

In a further gesture to the San Diego area, Joan Kroc will be heading up an organization to be known as CORK (Kroc spelled backwards) to work with the families of alcoholics.

Of course, there's much more to the man Ray Kroc than merely owning two of the three major professional sports franchises in San Diego. Indeed, it is as chairman and founder of the worldwide McDonald's Corporation that most of the business world knows him.

In 1953 at age 53, he took the concept of licensing independent owners and was instrumental in creating the modern fast-food industry. Today, there are just over 4,000 of his hamburger restaurants around the world, a doubling of the count of only four years ago. Needless to say, sales have mushroomed from a "mere" \$37 million in 1960 to close to \$2.5 billion in 1975 with the number of hamburgers alone standing at more than 20 billion in mid-1976.

The road to the top was a long, hard pull for Kroc as he was a high school dropout in his native Chicago, joining up with the American Red Cross ambulance corps in World War I where he served in the same company as the late Walt Disney.

He returned to Chicago following the war and turned his attention to music and radio. Learning classic piano from his mother (a professional piano teacher), he became music director of WGES, one of Chicago's pioneer stations. Between radio jobs, he played double piano with one of Harry Sosnik's first bands.

Moving down to Florida to try his hand at the land boom down there, he arrived just as the boom was collapsing so it was back to Chicago and the piano. This only led to more setbacks as the night club business turned bad and this led to the eventual start of the path to Ray Kroc as we know him today.

Working for the Lily-Tulip Cup Corp., he served as the Midwest Sales Manager for 17 years and eventually took over the exclusive sales for a new invention, the milk shake multimixer machine.

A small hamburger restaurant in San Bernardino, Ca., owned by the McDonald brothers, attracted his attention by purchasing eight of his machines. Realizing that a chain of similar restaurants would use a lot of his multimixers, he started his own system under a royalty agreement with the brothers whom he has long since bought out.

The rest is history.

There's also more to Ray Kroc than sports and hamburgers. Witness the fact that in 1972 alone, to help celebrate his 70th birthday, he and his wife donated \$7.5 million to a number of institutions, primarily

(Continued on Page 5)

PADRES
BRAIN
TRUST



JOHN McNAMARA

Manager



One of the most personable and knowledgeable men in baseball today, John McNamara is heading into his fourth season as the skipper of the San Diego Padres.

McNamara will begin the 1977 campaign with 204 victories as the Padres manager, more triumphs than any of his predecessors in the history of the San Diego franchise. He began with 60 wins in 1974 (a best for a first-year manager with the club) and then went on to lead the club to 71 wins in 1975 and a fourth place finish and then last season the Padres chalked up 73 triumphs.

In recognition of his efforts, he was chosen by Sparky Anderson to the National League coaching staff for the 1976 All-Star game and he handled the third base coaching duties in a winning N.L. performance.

With all of these positive accomplishments, it's easy to understand why McNamara and the Padres organization are looking for a fourth straight season of improvement.

The Padres manager got his big break in 1968 when he joined the Oakland A's as a coach after winning back-to-back Southern League pennants at Mobile (1966) and Birmingham (1967). Then, in his second season with the A's, he moved up to the manager's post with 13 games remaining when Hank Bauer stepped down. His record was 8-5 as the A's finished second. The following season he guided Oakland to a record of 89-73 and another second place finish.

Then he decided to shift to the other side of the Bay Area and served as a coach with the San Francisco Giants from 1971-73.

McNamara broke into baseball in 1951 as a catcher with Fresno of the California League and then split the 1952 campaign between Houston of the Texas League and Lynchburg of the Piedmont League.

After a break for military service in 1953 and 1954, he returned to action with Lewiston of the Northwest League in 1955. He made it up to Class AAA ball with Sacramento in 1956, but then settled down to several more seasons at Lewiston before retiring as a player for good in 1967.

His best season was in 1958 when he hit .276 for Lewiston although he did have a .280 with Amarillo of the Texas League in half a season in 1957. He actually began his managing career while still a player at Lewiston in 1959 and continued up the minor league system. Apart from his two Southern League titles, he also won a Northwest League crown in 1961 at Lewiston.

Manager — 5-10 — 175 — B-R — T-R — Born 6-4-32 in Sacramento, California — Residence, Sacramento, California — Married (Kathleen) with children Peggy (20), Mike (18), Maureen (17) and Susan (13) — Named as manager of the San Diego Padres on February 14, 1974 succeeding Don Zimmer.

LIFETIME RECORD

Year	Club	G	AB	R	H	2B	3B	HR	RBI	SB	BB	SO	AVG
1951	Fresno, California	60	182	20	38	2	0	0	12	1	42	43	.209
1952	Houston, Texas	6	13	0	1	0	0	0	0	2	0	2	.077
1952	Lynchburg, Pied.	102	303	25	54	8	0	0	19	1	42	41	.178
1953	Winston-Salem, Carolina	— IN MILITARY SERVICE —											
1954	Omaha, Western	— IN MILITARY SERVICE —											
1955	Lewiston, NW	129	427	49	102	24	4	1	54	7	53	54	.239
1956	Sacramento, PCL	76	181	22	31	5	1	1	18	1	16	31	.171
1956	Albuquerque, West.	29	83	11	23	2	2	1	9	2	25	14	.277
1957	Tulsa, Texas	19	47	5	7	2	0	0	5	1	8	14	.149
1957	Amarillo, Western	43	93	17	26	8	0	0	21	0	27	11	.280
1958	Lewiston, NW	133	439	62	117	20	2	2	63	2	65	56	.276
1959	Lewiston, NW	141	491	74	122	25	4	1	44	12	62	64	.248
1960	Lewiston, NW	120	387	62	98	19	2	0	42	4	60	53	.253
1961	Lewiston, NW	77	204	28	54	6	0	0	27	1	41	32	.265
1962	Lewiston, NW	93	281	41	77	11	2	1	33	2	51	49	.274
1963	Bingh'mton, East.	69	199	19	45	10	1	0	24	2	36	34	.226

(Continued on Page 64)

JOE AMALFITANO



The San Diego Padres will be going again with veteran Joe Amalfitano at third base despite some reorganization within the staff's ranks.

Amalfitano took over the chores last season when he joined the club from the San Francisco Giants and immediately began to make things happen. A real believer in challenging the fielders, Amalfitano played a large role in getting the Padres a lot of extra runs which might not have been scored without a little bit of "daring-do."

A long-time close friend of manager John McNamara, Amalfitano joined the Padres after serving as a coach with the Giants from 1972-74. Before that, he had begun his coaching career with the Chicago Cubs from 1967-71.

A 10-year veteran with the Giants (both when the club was in New York and San Francisco), Houston and the Cubs, he posted a career batting average of .244 with 123 runs batted in. Primarily a second baseman, he played every infield position at one time or another and also saw limited action in the outfield.

Amalfitano was originally signed by the Giants as a bonus baby out of St. Anthony High School in Long Beach. He left the Giants organization in 1962 when he was Houston's number one pick for \$125,000 in the expansion draft only to return a year later before finishing his playing career with the Cubs (1964-67).

Coach — 5-11 — 170 — B-R — T-R — Born January 23, 1934, San Pedro, California — Residence, San Francisco, California . . . Single.

LIFETIME RECORD

Year	Club, League	G	AB	R	H	2B	3B	HR	RBI	SB	BB	SO	AVG
1954	New York, NL	9	5	2	0	0	0	0	0	0	0	4	.000
1955	New York, NL	36	22	8	5	1	1	0	1	0	2	2	.277
1956	Minneapolis, AA	44	121	23	31	4	1	0	8	3	25	16	.256
	Johnstown, East.	64	257	36	75	14	2	4	30	3	23	37	.292
1957	Dallas, Texas	98	359	40	105	14	6	3	27	2	23	33	.292
1958	Phoenix, PCL	114	372	62	106	28	4	9	51	2	25	46	.285
1959	Toronto, Int.	115	380	62	117	19	6	7	43	2	55	44	.308
1960	San Francisco, NL	106	328	47	91	15	3	1	27	2	26	31	.277
1961	San Francisco, NL	109	384	64	98	11	4	2	23	7	44	59	.255
1962	Houston, NL	117	380	44	90	12	5	1	27	4	45	43	.237
1963	San Francisco, NL	54	137	11	24	3	0	1	7	2	12	18	.175
	Tacoma, PCL	24	86	8	20	4	0	1	12	1	8	11	.233
1964	Chicago, NL	100	324	51	78	19	6	4	27	2	40	42	.241
1965	Chicago, NL	67	96	13	26	4	0	0	8	2	12	14	.271
1966	Tacoma, PCL	17	66	9	16	4	0	1	4	0	5	11	.242
	Chicago, NL	41	38	8	6	2	0	0	3	0	4	10	.158
1967	Chicago, NL	4	1	0	0	0	0	0	0	0	0	0	.000
Major League Totals		643	1715	248	418	67	19	9	123	19	185	223	.244

KROC — Continued

hospitals and museums.

One of his top projects involves the Kroc Foundation in Santa Barbara which is run by his brother Robert. The Foundation works in the area of diabetes, arthritis and multiple sclerosis. In fact, he is probably the main contributor each year to Jerry Lewis' annual M.S. Telethon.

His work has not gone unrecognized, either, as he has been the recipient of such prestigious awards as the "Marketing Man of the Year" as presented by the Chicago Chapter of the American Marketing Association, the "American of the Year" award in 1973 from Lions International, a special "Golden Plate Award" from the International Food-service Manufacturers Association in 1973 and also that same year he was given the Victoria Denise Deron Award from the Illinois Special Olympics.

Also of significance is "Man of the Year" in 1974 by the St. Jude's Childrens Research Hospital, the "Restaurateur of the Year" and an "Outstanding Chicagoan" award in 1975 plus he was one of 10 prominent Americans to receive an Horatio Alger Award back in 1972.

On a local note, he was named as the Headliner of the Year in 1975 by the San Diego Press Club for his impact on the local community.

ROGER CRAIG



Guiding the pitching fortunes of the Padres for the second straight year, but beginning his seventh overall will be Roger Craig who last year had the honor of tutoring National League Cy Young Award winner Randy Jones.

Roger is actually on his second tour of duty with the Padres as he was the club's original pitching coach from 1969 to 1973. During his two off-seasons, he had the same position with the Houston Astros.

The 46-year-old Craig was with the Padres from 1969 until early 1973 when Don Zimmer replaced Preston Gomez as field manager and exercised his prerogative to name his own coaching staff. He then became the minor league pitching instructor for the Los Angeles Dodgers for the remainder of the 1973 campaign and then he joined the Astros in 1974.

Craig broke into the majors in 1955 with the old Brooklyn Dodgers and went on to pitch 12 seasons in the big leagues, ending up with the Philadelphia Phillies in 1966. He posted a lifetime record of 74-98 and tied for the National League lead in shutouts in 1959 with four.

He spent most of his career with the Dodgers, being with them from 1955 through 1961. Then he was picked by the New York Mets in the original expansion draft and was with them in 1962-63. From there he went on to the St. Louis Cardinals (1964), Cincinnati Reds (1965) and then finally with the Phillies.

His best season was 1959 with the Dodgers as he fashioned an 11-5 record with a 2.06 ERA.

Following his active playing career, he served as a scout for the Dodgers in 1967 and then managed Albuquerque in 1968 to a second place finish in the Western Division of the Texas League. After that, of course he returned to the major league level with the Padres.

Coach — 6-4 — 195 — B-R — T-R — Born February 17, 1931, Durham, North Carolina — Residence, Alpine, California . . . Married (Carolyn) with children Sherri (24), Roger, Jr. (20), Teresa (17) and Vikki (15).

LIFETIME RECORD

Year	Club, League	G	IP	W	L	Pct	H	R	ER	SO	BB	ERA
1950	Newport News, Pied.	6	19	0	1	.000	22	17	15	7	23	7.11
1950	Valdosta, Ga.-Fla.	23	167	14	7	.667	136	86	58	152	150	3.13
1951	Newport News, Pied.	38	221	14	11	.560	175	109	90	119	175	3.67
— In Military Service —												
1954	Elmira, East	3	2	0	0	.000	4	6	2	1	2	9.00
1954	Pueblo, West.	6	14	1	1	.500	14	17	15	8	19	9.64
1954	Newport News, Pied.	20	125	8	3	.727	107	14	35	108	56	2.50
1955	Montreal, Int.	22	117	10	2	.833	105	48	46	68	64	3.54
1955	Brooklyn, Nat.	21	91	5	3	.625	81	37	28	48	43	2.77
1956	Brooklyn, Nat.	35	199	12	11	.522	169	90	82	109	87	3.71
1957	Brooklyn, Nat.	32	111	6	9	.400	102	58	57	69	47	4.62
1958	Los Angeles, Nat.	9	32	2	1	.667	30	20	16	16	12	4.50
1958	St. Paul, A.A.	28	182	5	17	.227	180	100	79	119	77	3.91
1959	Spokane, P.C.	14	96	6	7	.462	86	39	34	46	26	3.19
1959	Los Angeles, Nat.	29	153	11	5	.688	122	49	35	76	45	2.06
1960	Los Angeles, Nat.	21	116	8	3	.727	99	48	42	69	43	3.26
1961	Los Angeles, Nat.	40	113	5	6	.455	130	87	77	63	52	6.13
1962	New York, Nat.	42	233	10	24	.294	261	133	117	118	70	4.52
1963	New York, Nat.	46	236	5	22	.185	249	117	99	108	58	3.78
1964	St. Louis, Nat.	39	166	7	9	.438	180	76	60	84	35	3.25
1965	Cincinnati, Nat.	40	64	1	4	.200	74	33	26	30	25	3.66
1966	Philadelphia, Nat.	14	23	2	1	.667	31	15	14	13	5	5.48
1966	Seattle, P.C.	6	22	0	1	.000	15	11	6	11	9	2.45
1968	Albuquerque, Texas	1	4	0	0	.000	3	0	0	2	2	0.00
Major League Totals		368	1537	74	98	.430	1528	763	653	803	522	3.82

WORLD SERIES RECORD

Year	Club, League	G	IP	W	L	Pct	H	R	ER	SO	BB	ERA
1955	Brooklyn, Nat.	1	6	1	0	1.000	4	2	2	4	5	3.00
1956	Brooklyn, Nat.	2	6	0	1	.000	10	8	8	4	3	12.00
1959	Los Angeles, Nat.	2	9½	0	1	.000	15	9	9	8	5	8.68
1964	St. Louis, Nat.	2	5	1	0	1.000	2	0	0	9	3	0.00
World Series Totals		7	26½	2	2	.500	31	19	19	25	16	6.58

RECORD AS MANAGER

Year	Club, League	Position	W	L
1968	Albuquerque, Texas	Second(W)	70	69

WHITEY WIETELMANN



It's been said that it just wouldn't be the Padres without the services of coach Whitey Wietelmann and that's probably about as true a statement as you will ever hear.

Now heading into his 38th year of professional baseball, Whitey will once again be handling the duties of bullpen coach plus a myriad of other details ranging from equipment repair to supervising the grounds crew to making his world famous chili. That chili, by the way, was the subject of a special TV

feature prior to one of the Padres national broadcasts.

A real veteran of the game, Whitey started out in the game back in 1937 with Beaver Falls of the Penn State League and progressed up through the ranks to the majors and the Boston Braves and Pittsburgh Pirates. Primarily an infielder, he finished with a lifetime average of .232 with a best of .271 with the Braves in 1945. He also did a little pitching while with Boston and then later in the minors.

Following the end of his playing career, he turned to coaching and was with the old San Diego Padres of the Pacific Coast League from 1960-65 and then again in 1968 with a brief tour with the Cincinnati Reds in 1966-67 sandwiched between the two. He stayed on in San Diego when the city was granted a major league franchise in 1969.

Whitey also had a fling at managing as he was a player-manager from 1953-56 at Wichita Falls, Lincoln and Yuma.

Coach — 5-11 — 220 — B-Switch — T-R — Born 3-15-19 in Zanesville, Ohio — Residence, San Diego, California — Single.

LIFETIME RECORD

Year	Club, League	G	AB	R	H	2B	3B	HR	RBI	SB	BB	SO	AVG
1937	Beaver Falls, Penn. St	88	292	47	68	11	4	5	38	4	58	36	.233
1938	Evansville, Three-I	117	389	61	94	14	3	6	59	3	43	43	.242
1939	Hartford, Eastern	141	498	51	117	13	6	3	55	5	58	56	.235
1939	Boston, National	23	69	2	14	1	0	0	5	1	2	9	.203
1940	Boston, National	35	41	3	8	1	0	0	1	0	5	5	.195
1941	Boston, National	16	33	1	3	0	0	0	0	0	1	2	.091
1941	Hartford, Eastern	65	211	25	45	7	4	0	22	1	19	29	.213
1942	Boston, National	13	34	4	7	2	0	0	0	0	4	5	.206
1942	Louisville, Am. Assn.	133	527	69	137	21	3	0	35	7	55	42	.260
1943	Boston, National	153	534	33	115	14	1	0	39	9	46	40	.215
1944	Boston, National	125	417	46	100	18	1	2	32	0	33	25	.240
1945	Boston, National	123	428	53	116	15	3	4	33	4	39	27	.271
1946	Boston, National	44	78	7	16	0	0	0	5	0	14	8	.205
1947	Pittsburgh, National	48	128	21	30	4	1	1	7	0	12	10	.234
1948	Sacramento, PCL	143	481	64	112	22	1	8	43	2	64	47	.233
1949	Sacramento, PCL	51	163	25	41	9	0	2	12	3	16	10	.252
1949	San Diego, PCL	98	333	42	78	15	2	2	25	1	54	30	.234
1950	San Diego, PCL	138	418	65	109	18	0	2	35	1	73	43	.261
1951	San Diego, PCL	125	390	53	102	12	5	8	44	3	72	38	.262
1952	San Diego, PCL	23	24	3	5	0	0	0	1	1	4	8	.208
1953	Wichita Falls, Big St.	98	323	60	90	24	0	8	46	4	56	29	.279
1954	Lincoln, Western	65	147	14	30	5	0	2	12	0	29	23	.204
1955	Yuma, Ariz.-Mex	94	243	47	64	9	2	7	50	2	48	26	.263
1956	Yuma, Ariz.-Mex	31	57	6	15	4	0	1	13	0	10	9	.263

Major League Totals 5801 1762 170 409 55 6 7 122 14 153 120 .232

PITCHING RECORD

Year	Club, League	G	GS	CG	W	L	IP	H	R	ER	BB	SO	ERA
1945	Boston, National	1	0	0	0	0	1	6	6	6	2	0	54.00
1946	Boston, National	3	0	0	0	0	7	9	8	6	4	2	7.71
1952	San Diego, PCL	4	0	0	0	0	7	14	15	14	5	1	18.00
1953	Wichita Falls, Big St.	20	10	7	8	3	114	115	52	44	47	57	3.47
1954	Lincoln, Western	14	2	0	0	2	37	47	37	37	24	20	9.00
1955	Yuma, Ariz.-Mex.	55	*28	16	21	13	258	294*	158	139	97	195	4.86
1956	Yuma, Ariz.-Mex.	25	17	7	9	7	138	165	116	88	57	82	5.74

Major League Totals 4 0 0 0 0 8 15 14 12 6 2 13.50

RECORD AS MANAGER

YEAR	CLUB	LEAGUE	POS.	W	L
1953	Wichita Falls	Big State	First	85	58
1954	Lincoln	Western	Sixth	50	61
1955	Yuma	Ariz.-Mex.	Second	83	57
1956	Yuma	Ariz.-Mex.			
		1st Half 8-18, 2nd Half 37-18			
1957	Out of Baseball				
1958	Out of Baseball				
1959	Coach, Sacramento	P.C.L.			
1960-65	Coach, San Diego	P.C.L.			
1966-67	Coach, Cincinnati	National			
1968	Coach, San Diego	P.C.L.			

DON WILLIAMS



The San Diego Padres will have at least one rookie make the ball club this season because the Padres will be going with a first-year coach in the form of Don Williams, a long-time member of the organization.

Williams will be getting his first crack at major league coaching this season after having worked within the Padres minor league system since the first days back in 1969. Rising through the ranks; so to speak, Williams first served with the club as the Midwest Scouting Supervisor from 1969-73 and then took over as the Southwest Supervisor for 1974. For the past two seasons he has been the Padres Co-ordinator of Instruction which encompassed making sure all four of the clubs minor league teams were functioning under the same guidelines as set down by John McNamara on the major league level.

Don will be jumping right into the action as he's been tabbed by McNamara to handle the coaching chores at first base in order to free veteran Bob Skinner to devote full-time energies to working on the bench with the batters in his capacity as hitting instructor.

While serving as a Padre scout, he signed outfielder Dave Winfield to a major league contract right off the University of Minnesota campus and he was highly instrumental in the signing of promising young pitcher Dave Wehrmeister.

During the off season for the past three years, Williams has been the manager of the Padres entry in the Arizona Instructional League and in 1975 he led the team to the A.I.L. title.

Prior to joining the San Diego Padres in 1969, he had been with the Los Angeles Dodgers organization for 11 years both as an infielder in their minor league system and then lastly as a manager.

Williams began his professional career in 1957 at Shawnee of the old Sooner League and three times made it up to the Dodgers top minor league franchise, Spokane of the Pacific Coast League. His best season was 1961 when he led the California League in hitting (.363), at bats (542), runs scored (132) and hits (197) while at Reno. Additionally, he was second in doubles (32) and fifth in RBI (97).

He also hit .297 at Albuquerque of the Texas League in 1967 in his last full year as a player as the following season he took over as manager of the Dodgers Bakersfield club in the California League.

Coach — 5-10 — 175 — B-R — T-R — Born 12-24-37 in Paragould, Arkansas — Residence, Paragould, Arkansas — Married (Marianne) with children Jamie Sue and Tommy.

LIFETIME RECORD

Year	Club, League	Avg.	G	AB	R	H	2B	3B	HR	RBI	BB	SO	SB
1957	Shawnee, Sooner	.230	121	434	74	100	14	5	1	39	79	93	8
1958	Kokomo, Midwest	.283	118	427	71	121	14	4	9	55	76	65	8
1959	Green Bay, Three-I	.259	122	424	53	110	15	5	1	55	37	83	5
1960	Green Bay, Three-I	.246	134	495	68	122	15	6	0	39	67	85	16
1961	Reno, California	.363	136	542	132	197	32	4	18	97	66	73	13
1962	Spokane, PCL	.167	26	60	9	10	1	0	0	5	9	12	0
1963	Spokane, PCL	.243	72	181	25	44	9	1	2	16	8	30	1
1964	Albuquerque, Tx.	.276	135	468	62	129	30	7	8	74	47	83	3
1965	Albuquerque, Tx.	.287	139	537	73	154	26	8	2	62	40	63	10
1966	Spokane, PCL	.206	108	349	22	72	6	2	0	30	28	61	5
1967	Albuquerque, Tx.	.297	113	390	57	116	18	2	5	38	42	61	3
1968	Bakersfield, Ca.	.500	2	2	0	1	0	0	0	0	0	1	0

RECORD AS MANAGER

Year	Club	Won	Lost	Pct.	Pos.	G.B.
1968	Bakersfield, Ca.	31	39	.443	6th	13
		30	40	.429	T7th	13½
	Combined Standings	61	79	.436	T7th	19



The San Diego Padres radio crew for the 1977 campaign will again feature announcers Jerry Coleman (foreground) and Bob Chandler (left) along with engineer Tom Jorgenson.

JERRY COLEMAN

Heading up the San Diego Padres broadcast team for the sixth straight season is former major leaguer Jerry Coleman who also ranks as one of the real veterans in terms of service to the Padres organization.

One of the most respected play-by-play men in major league baseball, Jerry was one of two announcers selected by CBS last season to handle the action for their worldwide radio network of the Cincinnati-Philadelphia National League Championship Series.

Coleman's broadcasting background is almost as extensive as his actual playing career. Following the end of his playing days with the New York Yankees he worked in that organization's front office for two years and then moved into the broadcasting booth to do the action from 1963 to 1969.

Moving from the East to Los Angeles, Coleman worked in the LA area prior to joining the Padres handling such assignments as post-game shows for the California Angels plus UCLA sports, boxing and golf. Additionally, he's handled network chores for ABC, CBS and NBC ranging from local events to the World Series.

As a player, he broke into professional baseball back in 1942. His minor league days were interrupted by World War II, but he returned to the game and made it to the Yankees in 1949. He stepped right into the action that season as he hit .275 in 128 games and was among the vote-getters for the American League Rookie of the Year Award. Additionally, in that first season he was the top fielding second baseman in the league.

A veteran of nine years in the majors, all with the Yankees, Coleman has a lifetime average of .263 with a best of .287 in 1950 in 153 games. That campaign was his best all the way around as he was chosen for the American League squad in the All-Star Game and he capped the year off by winning the Babe Ruth Award, symbolic at that time of the MVP in the World Series as the Yanks polished off Philadelphia in four straight. In all, he appeared in six World Series (four winning efforts) and batted .275. In his final Series in 1957, he had eight hits against Milwaukee for a .364 mark.

Apart from service in World War II, Coleman also had his career interrupted by the Korean conflict as he finished with a combined total of 120 missions, receiving two Distinguished Flying Crosses, 13 Air Medals and three Navy citations. He holds the rank of Lt. Colonel in the Marine Corps (Ret.).

BOB CHANDLER

Joining Jerry Coleman to form the other half of the Padres broadcast team is another long-time veteran with the ball club, Bob Chandler.

Now entering his sixth full-time season with the club in the radio booth, Bob has actually been with the club in one capacity or another since its inception back in 1969. He started out as one of the club's television announcers in the first two years and then joined the regular crew in the radio booth in 1971.

Beginning his 15th season of broadcasting sports in San Diego, Chandler has had a varied career within the local community. Starting out as a "cub" out of San Diego State University he worked his way up to become Sports Director of KCST-TV before coming to the Padres on a full-time basis. While with KCST he covered virtually every sport in town ranging from professional football and basketball to college sports, major golf tournaments plus special feature-type sports programming.

At one time or another in his career, he's worked for all three major television stations in San Diego. He began as a newsreel photographer at KFMB-TV after receiving his BA from San Diego State in broadcasting and then went on to spend five years as a sportscaster at KOGO (now KGTV) before moving to KCST in 1967.

THE PADRES





THE 1977 PLAYERS

DON ALFANO (Donnie Thomas Alfano)

Pitcher — 6-2 — 195 — B-L — T-L — Born 10-1-55 in Visalia, California — Residence, Visalia, California — Married (Cindy) with young son — Second round selection, Free Agent Draft, June 1974.

Making his first appearance at the Padres major league spring training camp . . . has been steadily moving up the ladder towards the major league club, starting out at Walla Walla (Northwest League), Reno (California) and lastly Alexandria and Amarillo of the Texas League . . . joined the Padres organization out of Mt. Whitney High School in Visalia, California . . . hit .287 in his first season at Walla Walla and followed that up by hitting .314 for the bulk of the 1975 season at Reno . . . began as an outfielder and first baseman, but was switched to the mound this past year at Amarillo . . . went 3-1, 4.15 with a save in relief . . . had a great prep career, going 36-3 in three seasons (14-1, 12-2 and 10-0 as a senior) . . . as a senior was 10-0, 1.31 (just 11 ER in 75 innings) with 109 strikeouts plus hitting .377 . . . was his school's MVP his final two years.

LIFETIME RECORD

Year	Club, League	Avg.	G	AB	R	H	2B	3B	HR	RBI	SO	BB	SB
1974	Walla Walla, NW	.287	76	265	40	76	13	0	8	47	51	29	3
1975	Alexandria, Tx.	.211	26	95	7	20	4	0	0	5	16	6	1
1975	Reno, Calif.	.314	92	347	47	109	23	4	9	74	60	20	1
1976	Amarillo, Tx.	.242	39	62	6	15	3	1	0	11	12	5	0

Year	Club, League	W-L	ERA	G	GS	CG	IP	H	R	ER	BB	SO
1976	Amarillo, Tx.	3-1	4.15	28	1	0	48	54	28	22	35	36

BILL ALMON (William Francis Almon)

Infield — 6-3 — 170 — B-R — T-R — Born 11-21-52 in Providence, Rhode Island — Residence, Warwick, Rhode Island — Married (Kathy) — First round selection, Free Agent Draft, June 1974.

Put in a full season at the Padres Hawaii Triple-A affiliate and helped lead the Islanders to their second straight Pacific Coast League championship . . . hit a solid .291, a tremendous improvement over his .228 mark of the previous year . . . recorded better than one hit per game (132 in 129 outings) . . . joined the Padres after the PCL championship series and promptly went three-for-five versus San Francisco (9-14) with two RBI in his first start . . . was three-for-four in stolen base attempts with two versus San Francisco on 9-15 . . . hit safely in 11 of 14 games . . . finished the season by hitting in nine straight with a walk in his only plate appearance in a 10th contest . . . played in all 144 games for Hawaii in 1975 and tied for the PCL lead with 33 stolen bases and was second in sacrifices with 11 . . . was San Diego's top pick in the June, 1974 Free Agent Draft out of Brown University . . . named the College Player of the Year by The Sporting News in 1974 . . . at Brown in 1974 he hit .362 with a school record 10 home runs and 31 RBI and chalked up 14 stolen bases in 15 attempts . . . holds more than a dozen Brown offensive records despite having signed with the Padres following his junior year . . . was twice selected First Team All-Eastern Intercollegiate League . . . was an All-State performer in baseball for three years at Veterans High School in Warwick and was

All-State and honorable mention All-America as a senior in basketball . . . was actually drafted by the Padres out of high school, but decided not to sign in order to attend college.

LIFETIME RECORD

Year	Club, League	G	AB	R	H	2	3	HR	RBI	SB	SO	BB	AVG.
1974	Hawaii, PCL	14	36	6	8	0	0	0	3	0	9	3	.222
1974	Alexandria, Texas	25	97	9	18	2	2	0	5	1	21	2	.186
1974	San Diego, National	16	38	4	12	1	0	0	3	1	9	2	.316
1975	Hawaii, PCL	144	496	76	113	22	0	1	47	*33	106	56	.228
1975	San Diego National	6	10	0	4	0	0	0	0	0	1	0	.400
1976	Hawaii, PCL	129	454	67	132	16	2	3	44	21	67	35	.291
1976	San Diego, National	14	57	6	14	3	0	1	6	3	9	2	.246

Major League Totals 36 105 10 30 4 0 1 9 4 19 4 .286

*—Tied for league lead

TUCKER ASHFORD (Thomas Steven Ashford)

Infielder — 6-1 — 190 — B-R — T-R — Born 12-4-54 in Memphis, Tennessee — Residence, Covington, Tennessee — Single — First round selection, Free Agent Draft, January 1974.

Making his first trip to the major league spring training camp . . . helped Amarillo win the Texas League championship last season . . . hit .272 for the Gold Sox with 141 hits in 132 games including 29 doubles and 12 home runs . . . enjoyed his best season last year with personal highs in all offensive categories . . . joined the Padres at the end of the minor league campaign . . . hit an even .600 in limited action . . . was two-for-three in only start at Los Angeles on 10-3 . . . had a fine afternoon that day against the Dodgers as he also stole two bases . . . doubled as a pinch hitter at Cincinnati on 9-21 . . . was the Padres top draft pick in the January selections in 1974.

LIFETIME RECORD

Year	Club, League	Avg.	G	AB	R	H	2B	3B	HR	RBI	BB	SO	SB
1974	Walla Walla, NW	.243	77	263	56	64	7	2	4	30	52	36	4
1975	Alexandria, Tx.	.235	118	370	32	87	11	1	3	37	24	38	3
1976	Amarillo, Tx.	.272	132	519	91	141	29	0	12	67	55	77	10
1976	San Diego, Natl.	.600	4	5	0	3	1	0	0	0	1	0	2

Major League Totals .600 4 5 0 3 1 0 0 0 0 1 0 2

MIKE CHAMPION (Robert Michael Champion)

Infield — 6-0 — 180 — B-R — T-R — Born 2-10-55 in Montgomery, Alabama — Residence, Santa Ana, California — Married (Lisa) — Second round selection, Free Agent Draft, June 1973.

Will be aiming at the number one spot at second base . . . despite only one brief fling in the majors, is actually appearing at the club's spring training camp for the third time . . . spent the 1976 campaign at Hawaii and hit .267 for the Islanders . . . shows surprising power at times, getting nine home runs and 65 RBI at Hawaii a year ago . . . did very well against the World Series champion Cincinnati Reds . . . was three-for-four at Cincinnati on 9-22 and then came back with a two-for-four showing at home on 9-29 with his first major league home run and two RBI . . . overall, was 5-for-11 versus the Reds . . . had career high of .290 at Alexandria in 1975 . . . other than batting average, however, he enjoyed his best season this past year at Hawaii . . . played for the Padres in the Arizona Instructional League in 1975 and led the club to the title and topped the AIL in eight offensive categories.

LIFETIME RECORD

Year	Club, League	G	AB	R	H	2B	3B	HR	RBI	SB	BB	SO	AVG.
1973	Walla Walla, NW	66	268	49	74	9	5*	2	39	12	41	17	.276
1974	Alexandria, Texas	86	250	16	56	6	4	0	17	2	29	12	.224
1975	Alexandria, Texas	125	403	54	117	23	4	4	36	4	56	15	.290
1976	Hawaii, PCL	141	501	68	134	21	5	9	65	3	28	63	.267
1976	San Diego, Ntl.	11	38	4	9	2	0	1	2	0	1	3	.237

Major League Totals 11 38 4 9 2 0 1 2 0 1 3 .237

*—Led league

ROGER COE (Roger Karl Coe)

Pitcher — 6-3 — 190 — B-R — T-L — Born 9-11-52 in Cincinnati, Ohio — Residence, Cincinnati, Ohio — Single — Third round selection, Free Agent Draft, June 1974.

Spent the 1976 campaign at Amarillo and was a big factor in the Gold Sox capturing the Texas League title . . . finished out the season at 7-3, 3.73 . . . showed good consistency, completing six of his 15 starts

. . . split the first half of last season between the starting rotation and the bullpen at Amarillo, but was strictly a starter in the second half . . . high point of young career was eight wins in 1974 at Walla Walla . . . drafted by the Padres out of Toledo University . . . was 8-3, 1.39 as a senior with two of his losses being 1-0 . . . tossed a no-hitter at Furman, winning 1-0 . . . holds several career records at Toledo including wins (22) and ERA (2.33) . . . represented the United States in the 1973 world amateur tournament . . . led the U.S. to the title by pitching 15 innings and not allowing an earned run while striking out 22.

LIFETIME RECORD

Year	Club, League	W-L	ERA	G	GS	CG	IP	H	R	ER	BB	SO
1974	Walla Walla, NW	8-5	4.20	18	14	9	105	119	63	49	48	84
1975	Alexandria, Tx.	2-0	2.61	7	0	0	10	10	5	3	10	6
1975	Reno, Calif.	3-3	5.40	10	8	1	40	50	29	24	16	15
1976	Amarillo, Tx.	7-3	3.73	20	15	6	123	135	62	51	46	31

BOB DAVIS

(Robert John Eugene Davis)

Catcher — 6-0 — 180 — B-R — T-R — Born 3-1-52 in Pryor, Oklahoma — Residence, Locust Grove, Oklahoma — Married (Billie) with children Amber and Joshua — Sixth round selection, Free Agent Draft, June 1970.

Saw limited activity in 1976 . . . put together five two-hit games (at San Francisco 6-23, at Philadelphia 7-10, at Cincinnati 7-30, at Montreal 8-13 and at San Francisco 9-5) . . . lone extra base hit was a triple at San Francisco on 6-23 . . . was tough on the road, hitting .298 as all but three of his hits for the season came out of town . . . has been on the major league roster since coming up from Hawaii on July 18, 1975 . . . was among the leaders in the Pacific Coast League at that time in hitting (.329) and RBI (69) . . . despite only playing half of 1975 at Hawaii was named to the Topps AAA All-Star team and the PCL All-Star team . . . personal best is a three-hit game versus Philadelphia on 8-22-75 . . . plagued by injuries most of his career . . . missed the last two months of 1974 with a broken right wrist, missed the end of 1973 with a broken thumb and was out six weeks in 1972 with a broken left wrist . . . led the Northwest League in 1971 in home runs (14) and RBI (83).

LIFETIME RECORD

Year	Club, League	G	AB	R	H	2B	3B	HR	RBI	SB	BB	SO	AVG
1970	Tri-Cities, Northwest	77	279	58	82	14	3	11	48	5	19	60	.294
1971	Lodi, Calif.	21	54	6	9	1	0	2	5	0	2	13	.167
1971	Tri-Cities, Northwest	75	296	54	97	12	4	14*	83*	5	18	67	.328
1972	Alexandria, Texas	54	165	16	35	5	0	4	21	0	10	50	.212
1973	San Diego, National	5	11	1	1	0	0	0	0	0	0	5	.091
1973	Alexandria, Texas	118	421	58	119	16	2	12	58	5	34	93	.283
1974	Hawaii, PCL	77	244	32	56	6	2	5	30	5	24	54	.230
1975	Hawaii, PCL	94	331	45	109	19	4	6	69	2	32	67	.329
1975	San Diego, National	43	128	6	30	3	2	0	7	0	11	31	.234
1976	San Diego, National	51	83	7	17	0	1	0	5	0	5	13	.205

Major League Totals 99 222 14 48 3 3 0 12 0 16 49 .216
 *—Led league

MIKE DUPREE

(Michael Dennis Dupree)

Pitcher — 6-0 — 175 — B-R — T-R — Born 5-29-53 in Kansas City, Kansas — Residence, Fresno, California — Married (Paulette) — Fourth round selection, Free Agent Draft, January 1973.

Impressed the Padres in spring training last season and made the club to start the season . . . sent down on May 21 to Hawaii for more experience . . . began career as a third baseman, but was switched to the mound at Alexandria in 1975 . . . actually made the major league club with only 14 games under his belt as a pitcher in the Texas League . . . used exclusively in the bullpen by the Padres, going 0-0, 9.00 in 12 appearances . . . jumped into the starting rotation at Hawaii and tossed back-to-back shutouts in his first two outings . . . finished the season at 4-4, 3.41 . . . 11 of 20 appearances were starts with four complete games and two shutouts . . . while with the Padres, singled in his only plate appearance at Los Angeles on 4-13 . . . led the Northwest League in hitting in 1973 with a .351 mark and was tops with 102 hits . . . missed almost half of the 1974 season with a broken right hand, but still hit .298 at Alexandria . . . first experience at pitching in 1975 resulted in a 5-0, 2.16 mark with three saves.

LIFETIME RECORD

Year	Club, League	G	AB	R	H	2	3	HR	RBI	SB	SO	BB	AVG.
1973	Walla Walla, NW	77	291	48	102*	14	0	4	35	7	32	38	.351*
1973	Alexandria, Texas	3	10	0	1	1	0	0	0	0	0	0	.100

1974 Alexandria, Texas	78	282	26	84	19	2	3	30	3	35	18	.298
1975 Alexandria, Texas	124	417	47	111	12	3	0	34	4	41	42	.266
Year Club, League	W-L	ERA	G	GS	CG	IP	H	R	ER	BB	SO	
1975 Alexandria, Texas	5-0	2.18	14	0	0	33	30	8	8	3	31	
1976 San Diego, National	0-0	9.00	12	0	0	16	18	17	16	7	5	
1976 Hawaii, PCL	4-4	3.41	20	11	4	95	90	37	36	43	60	

Major League Totals 0-0 9.00 12 0 0 16 18 17 16 7 5
 *—Led league.

DUPREE BATTING

Year Club, League	AVE.	AB	H	HR	RBI
1976 San Diego, National	1.000	1	1	0	0
Lifetime	1.000	1	1	0	0

ROLLIE FINGERS (Roland Glen Fingers)

Pitcher — 6-4 — 195 — B-R — T-R — Born 8-25-46 in Steubenville, Ohio — Residence, San Diego, California — Married — Sixth round selection, Re-entry Draft, Nov., 1976. Signed on Nov. 25, 1976.

Comes to the Padres this season after a highly successful nine-year American League stint with the Oakland A's . . . will be teaming up with Butch Metzger to give the Padres probably the best one-two right-handed relief punch in the entire National League . . . was 13-11, 2.40 last season with the A's with 20 saves . . . his 13 wins was a career high and marked the second straight year he'd hit double figures in the victory column . . . over his career thus far, he's averaged close to eight wins and 15 saves per year . . . has chalked up 20 or more saves in four of the past five years with a high of 24 in 1975 . . . ranks 10th on baseball's all-time list for wins in relief and saves . . . a seasoned post-season veteran, appearing in five ALCS (1971-75) and three World Series (1972-74) . . . is 2-2, 1.35 with six saves overall in World Series competition . . . was the MVP in the 1974 win over the Dodgers with a record of 1-0, 1.93 and two saves . . . selected for four American League All-Star squads (1973-76) . . . led the A.L. in appearances in 1974 and 1975 and was second last season . . . was tied for third in saves this past season in the A.L. and was second in 1975 . . . led the A.L. in wins in relief in 1972 and 1975 . . . appeared in a highly unusual four pitcher no-hitter on Sept. 28, 1975 against California in Oakland . . . in that game he hurled the last two innings (perfect ball) to join with Vida Blue, Glenn Abbott and Paul Lindblad in the 5-0 gem . . . holds ALCS records for appearances (11) and games finished (8) . . . holds World Series records for career relief appearances (16), career saves (six) and is tied for the single series mark for saves (two).

LIFETIME RECORD

Year Club, League	G	GS	CG	W	L	SHO	IP	H	R	ER	BB	SO	ERA
1965 Leesburg, Fla. St.	25	24	15	8	15	3	175	148	83	58	69	108	2.98
1966 Modesto, Calif.	22	21	14	11	6	2	159	120	61	49	43	152	2.77
1967 Birmingham, So.	18	17	4	6	5	1	102	75	34	25	36	61	2.21
1968 Birmingham, So.	18	14	8	10	4	3	108	94	38	36	28	93	3.00
1968 Oakland, Amer.	1	0	0	0	0	0	1	4	4	4	1	0	36.00
1969 Oakland, Amer.	60	8	1	6	7	1	119	116	60	49	41	61	3.71
1970 Oakland, Amer.	45	19	1	7	9	0	148	137	65	60	48	79	3.65
1971 Oakland, Amer.	48	8	2	4	6	1	129	94	46	43	30	98	3.00
1972 Oakland, Amer.	65	0	0	11	9	0	111	85	35	31	32	113	2.51
1973 Oakland, Amer.	62	2	0	7	8	0	127	107	41	27	39	110	1.92
1974 Oakland, Amer.	76	0	0	9	5	0	119	104	41	35	29	95	2.65
1975 Oakland, Amer.	75	0	0	10	6	0	127	95	43	42	33	115	2.98
1976 Oakland, Amer.	70	0	0	13	11	0	135	118	39	36	40	113	2.47

Major League Totals 502 37 4 67 61 2 1015 860 374 327 293 784 2.90

Major League Save Totals: 1968-0, 1969-12, 1970-2, 1971-17, 1972-21, 1973-22, 1974-18, 1975-24 and 1976-20. Total-136.

CHAMPIONSHIP SERIES

Year Club, League	G	GS	CG	W	L	SHO	IP	H	R	ER	BB	SO	ERA
1971 Oakland, Amer.	2	0	0	0	0	0	2.1	2	2	2	1	2	7.73
1972 Oakland, Amer.	3	0	0	1	0	0	5.1	4	1	1	1	3	1.69
1973 Oakland, Amer.	3	0	0	1	0	4.2	4	1	1	2	4	1.80	
1974 Oakland, Amer.	2	0	0	0	0	3	3	1	1	1	3	3.00	
1975 Oakland, Amer.	1	0	0	0	1	0	4	5	3	3	1	3	6.75

LCS Totals 11 0 0 1 2 0 19.1 18 8 8 6 15 3.72

LCS Saves Totals: 1971-0, 1972-0, 1973-1, 1974-1 and 1975-0. Total-2.

WORLD SERIES

Year Club, League	G	GS	CG	W	L	SHO	IP	H	R	ER	BB	SO	ERA
1972 Oakland, Amer.	6	0	0	1	1	0	10.1	4	2	2	4	11	1.74
1973 Oakland, Amer.	6	0	0	0	1	0	13.2	13	5	1	4	8	0.66
1974 Oakland, Amer.	4	0	0	1	0	0	9.1	8	2	2	2	6	1.93

Series Total 16 0 0 2 2 0 33.1 25 9 5 10 25 1.35

Series Save Totals: 1972-2, 1973-2 and 1974-2. Total-6.

ALL-STAR GAMES

Year	Club, League	G	GS	CG	W	L	SHO	IP	H	R	ER	BB	SO	ERA
1973	American	1	0	0	0	0	0	1	0	0	0	0	0	0.00
1974	American	1	0	0	0	0	0	1	1	2	2	1	0	18.00
1975	American							Selected	—	Did Not	Play			
1976	American							Selected	—	Did Not	Play			
A.S. Totals		2	0	0	0	0	0	2	1	2	2	1	0	9.00

RICH FOLKERS
(Richard Nevin Folkers)

Pitcher — 6-2 — 180 — B-L — T-L — Born 10-17-46 in Waterloo, Iowa — Residence, Pass-A-Grill, Florida — Married (Nora) with sons Deron and Brandon — Acquired from the St. Louis Cardinals along with Sonny Siebert and Alan Foster for Eddie Brinkman, November 18, 1974.

Spent virtually the entire season in the Padres bullpen although he did get three starts during some tough moments for the club . . . starts came at New York 5-8, at Cincinnati 7-30 and at Atlanta 8-3 . . . was a loser on all three occasions as he was 2-0 out of the bullpen and 0-3 as a starter . . . wins came at Atlanta 10-7 on 5-31 and against Philadelphia 4-3 on 6-13 in the second game of a doubleheader . . . longest of his starts was five innings (five hits, four runs-all earned) at Cincinnati on 7-30 . . . four times went longest of three innings in relief— at Pittsburgh 6-4, versus Cincinnati 6-28, at Los Angeles 7-23 and at Houston 7-27 . . . had high of three strikeouts versus Chicago 4-27 and at Philadelphia 5-11 . . . was unscored upon in 18 of 30 relief appearances . . . tossed a three-hitter at Cincinnati on 9-9-75 in winning 11-2 in San Diego . . . Padre high is seven strikeouts at Los Angeles on 6-30-75 and at Montreal on 8-18-75 . . . began career as a starter, but switched to the bullpen in 1972 . . . tied for the lead in wins (13) in the Texas League while at Memphis in 1968 and was second in strikeouts (142) . . . was a JC All-America at Ellsworth JC in Iowa Falls, Ia. with a two-year record of 19-2 . . . was 10-0 as a junior at Parsons College in Fairfield, Ia.

LIFETIME RECORD

Year	Club, League	G	GS	CG	W	L	IP	H	R	ER	BB	SO	ERA
1967	Durham, Carolina	15	11	2	4	4	81	65	28	28	24	97	3.11
1968	Memphis, Texas	27	26	8	13 ^o	9	168	153	63	45	48	142	2.41
1969													
MILITARY SERVICE													
1970	Tidewater, Inter,	5	5	1	4	0	31	27	15	11	5	28	3.19
	New York, National	16	1	0	0	2	29	36	21	21	25	15	6.52
1971	Tidewater, Inter	24	22	6	7	11	140	156	87	70	50	93	4.50
1972	Arkansas, Texas	22	11	1	5	4	94	82	36	33	29	88	3.16
	Tulsa, AA	6	2	0	0	2	22	16	7	7	7	22	2.86
	St. Louis, National	9	0	0	1	0	13	12	5	5	5	7	3.46
1973	Tulsa, AA	3	0	0	1	0	8	1	0	0	3	9	0.00
	St. Louis, National	34	9	1	4	4	82	74	34	33	34	44	3.62
1974	St. Louis, National	55	0	0	6	2	90	65	31	30	38	57	3.00
1975	San Diego, NL	45	15	4	6	11	142	155	70	66	39	87	4.18
1976	San Diego, NL	33	3	0	2	3	60	67	39	35	25	26	5.25
Major League Totals		192	28	5	19	22	416	409	200	190	166	236	4.11
°—Led league.													

FOLKERS BATTING

Year	Club, League	AVE.	AB	H	HR	RBI
1976	San Diego, National	.000	4	0	0	0
	Lifetime	.143	77	11	0	5

ALAN FOSTER
(Alan Benton Foster)

Pitcher — 6-0 — 180 — B-R — T-R — Born 12-8-46 in Pasadena, California — Residence, Cedar Glen, California — Married (Cristina) — Acquired from the St. Louis Cardinals along with Rich Folkers and Sonny Seibert for Eddie Brinkman, Nov. 18, 1974.

Plagued by arm troubles again this past season . . . did not pitch after a brief one-third of an inning appearance at Montreal on 8-13 in the first game of a doubleheader . . . had 26 appearances in all, 11 starts and 15 relief outings . . . was 3-6 as a starter with no record in relief . . . carried a good 2.42 ERA out of the bullpen . . . turned in two complete games; beating New York 5-1 on 6-7 and stopping Montreal 2-1 on 6-15 . . . has not put together a full season since 1974 as he did not pitch after June 23 in 1975 due to shoulder problems . . . represented the Padres on a special NSA good-will trip to Japan during the off-season in 1975 . . . started out as a bonus baby in the Dodgers organization after a sparkling prep career . . . graduated from Los Altos High School and had 188 strikeouts in 99 innings with a 0.39 ERA as a senior . . . made a trip to Japan with the Dodgers in 1967 and was 3-0 . . . tossed two no-hitters for Spokane in 1967, both against Seattle

in successive outings against them . . . made the Cardinals as a non-roster player in 1973.

LIFETIME RECORD

Year	Club, League	G	GS	CG	IP	W	L	H	R	ER	BB	SO	ERA
1965	S. Barbara, Cal	8	8	4	47	5	2	33	23	22	18	54	4.21
1966	Albuquer'qe, PCL	23	18	5	132	11	5	108	50	42	65	125	2.86
1967	Los Angeles, NL	4	2	0	17	0	1	10	4	4	3	15	2.12
	Spokane, PCL	23	23	9	142	10	9	102	62	55	61	127	3.49
1968	Spokane, PCL	16	16	6	104	8	5	76	41	30	38	87	2.60
	Los Angeles, NL	3	3	3	16	1	1	11	4	3	2	10	1.69
1969	Los Angeles, NL	24	15	2	103	3	9	119	55	50	29	59	4.37
1970	Los Angeles, NL	33	33	7	199	10	13	200	104	94	81	83	4.25
1971	Cleveland, AL	36	26	3	182	8	12	158	93	84	82	97	4.15
1972	California, AL	8	0	0	13	0	1	12	8	7	6	11	4.85
	Salt L. City, PCL	25	15	5	110	8	8	105	55	52	42	108	4.25
1973	St. Louis, NL	35	29	6	204	13	9	195	82	71	63	106	3.13
1974	St. Louis, NL	31	25	5	162	7	10	167	81	70	61	78	3.89
1975	San Diego, NL	17	4	1	45	3	1	41	14	12	21	20	2.40
1976	San Diego, NL	26	11	2	87	3	6	75	36	31	35	22	3.22

Major League Totals 217 148 29 1028 48 63 988 481 426 383 501 3.77

FOSTER BATTING

Year	Club, League	AVE.	AB	H	HR	RBI
1976	San Diego National	.056	18	1	0	0
	Lifetime	.119	295	35	0	17

DAVE FREISLEBEN (David James Freisleben)

Pitcher — 5-11 — 195 — B-R — T-R — Born 10-31-51 in Coraopolis, Pennsylvania — Residence, San Diego, California — Single — Fourth round selection, Free Agent Draft, June 1971.

Began the season at the Padres Hawaii farm club in the Pacific Coast League . . . was 2-3, 4.61 when called up to the majors on 5-21 . . . started out with a bang by tossing back-to-back shutouts in beating Los Angeles 2-0 on 5-24 and San Francisco 4-0 on 5-29 . . . had a great start, going 6-1, 1.53 before falling upon hard times . . . suffered a tough fate as Padres were shutout six times and scored but once four times to help account for 10 of Dave's 13 losses . . . had 10 relief appearances, going 2-1 with a save . . . also shutout New York 3-0 on 6-8 . . . turned in six complete games, third highest figure on the staff . . . recorded a high of eight strikeouts on two occasions; versus San Francisco on 6-21 and versus Los Angeles on 9-7 . . . ranks as one of the top pitchers in club history . . . is fifth in victories (24) and innings pitched (565) and seventh in strikeouts (288) . . . at his best for the season against Houston (2-0, 2.19) and San Francisco (2-1, 1.80) . . . joined the Padres on the major league level in 1974 and had back-to-back four-hit complete games by beating Philadelphia 6-2 on 4-26 and Montreal 5-1 on 5-1 . . . owns the club record for strikeouts with 130 . . . fired 13 innings of shutout ball against Cincinnati on 8-4-74 and came away with a no-decision . . . has a personal major league high of nine strikeouts versus Pittsburgh on 8-25-74 . . . led the PCL in 1973 in ERA (2.82), strikeouts (206) and tied in complete games (14) . . . led Texas League in 1972 in wins (17), innings pitched (190), complete games (18) and ERA (2.33).

LIFETIME RECORD

Year	Club, League	G	GS	CG	W	L	IP	H	R	ER	BB	SO	ERA
1971	Tri-City, Northwest	13	12	7	7	3	97	90	37	32	54	111	2.97
1972	Alexandria, Texas	27	25	18	17	9	190	146	60	49	55	163	62.33
1973	Hawaii, PCL	27	27	x14	16	8	195	148	73	61	89	206	2.82
1974	Hawaii, PCL	3	3	1	2	1	14	8	7	6	9	14	3.86
1974	San Diego, Natl.	33	31	6	9	14	212	194	100	86	112	130	3.65
1976	San Diego, Natl.	34	24	6	10	13	172	163	73	67	66	81	3.51

Major League Totals 103 82 16 24 41 565 563 275239 260 288 3.81
 *—Led league. x—Tied for league lead.

FREISLEBEN BATTING

Year	Club, League	AVE.	AB	H	HR	RBI
1976	San Diego, National	.189	37	7	0	2
	Lifetime	.148	149	22	0	7

TOM GRIFFIN (Thomas James Griffin)

Fitcher — 6-2 — 200 — B-R — T-R — Born 2-22-48 in Los Angeles, California — Residence, Missouri City, Texas — Married (Lorri) with children Shannon and Brett — Purchased from the Houston Astros on waivers, August 3, 1976.

Joined the Padres in early August from the Astros and moved right into the starting rotation . . . came over with a 5-3, 6.00 mark and

proceeded to turn in a record of 4-3, 2.96 for San Diego . . . hurled two complete games for the Padres; winning 6-1 at Montreal on 8-15 and 5-3 versus Cincinnati on 9-27 . . . had a high of six strikeouts versus Montreal on 8-28 . . . went at least six innings in all starts with San Diego except one . . . two of his three losses with the Padres were by one run — 2-1 against New York and 4-3 versus San Francisco . . . was the top winner on the Houston staff in 1974 with 14 triumphs . . . has a pair of one-hitters to his credit; besting San Diego 5-1 on 4-19-70 and stopping Pittsburgh 2-1 on 5-7-74 . . . was selected as the National League Rookie Pitcher of the Year by TSN in 1969.

LIFETIME RECORD

Year	Club, League	W-L	ERA	G	GS	CG	IP	H	R	ER	BB	SO
1966	Bismarck, Northern	3-5	5.67	11	10	0	46	44	33	29	29	66
1966	Amarillo, Tx.	0-1	5.14	2	2	0	7	9	4	4	7	6
1967	Oklahoma City, PCL	0-5	5.82	8	6	1	34	38	25	22	27	30
1967	Asheville, Southern	3-4	5.59	12	9	2	58	66	43	36	23	50
1968	Oklahoma City, PCL	7-14	4.34	29	28	9	168	157	91	81	94	144
1969	Houston, Nat.	11-10	3.54	31	31	6	188	156	80	74	93	200
1970	Houston, Nat.	3-13	5.76	23	20	2	111	118	72	71	72	72
1970	Oklahoma City, A.A.	3-2	1.29	5	5	1	28	23	14	4	16	27
1971	Oklahoma City, A.A.	6-8	3.11	16	16	7	107	101	43	37	48	90
1971	Houston, Nat.	0-6	4.74	10	6	0	38	44	22	20	20	29
1972	Houston, Nat.	5-4	3.26	39	5	1	94	92	39	34	38	83
1973	Houston, Nat.	4-6	4.14	25	12	4	100	83	51	46	46	69
1974	Houston, Nat.	14-10	3.54	34	34	8	211	202	97	83	89	110
1975	Houston, Nat.	3-8	5.35	17	13	3	79	89	52	47	46	56
1976	Houston, Nat.	5-3	6.00	20	2	0	42	44	29	28	37	33
1976	San Diego, Nat.	4-3	2.96	11	11	2	70	56	27	23	42	36

Major League Totals 49-63 4.11 210 134 26 933 884 469 426 483 685

GRIFFIN BATTING

Year	Club, League	AVE.	AB	H	HR	RBI
1976	Houston, National	.000	5	0	0	0
1976	San Diego, National	.077	26	2	0	0
	1976 Total	.065	31	2	0	0
	Lifetime	.169	278	47	6	20

GEORGE HENDRICK

(George Andrew Hendrick, Jr.)

Outfield — 6-3 — 195 — B-R — T-R — Born 10-18-49 in Los Angeles, California — Residence, Inglewood, California — Married (Carol) with sons Brian and Damon — Acquired from the Cleveland Indians for John Grubb, Fred Kendall and Hector Torres on Dec. 8, 1976.

Joined the Padres during the off-season in a big three-for-one swap with the Cleveland Indians . . . San Diego went into the Winter Meetings looking for a power-hitting outfielder and came up with George . . . Padres actually tried to make a deal for him in 1975, but failed . . . brings much-needed punch to the lineup . . . hit 25 home runs with 81 RBI last season . . . ranked in a fourth place tie in the American League in home runs and was 10th in slugging (.448) . . . over the past four seasons has averaged 22 home runs and 74 RBI . . . can play any outfield spot, but will probably spend most of his time in leftfield . . . will give the Padres more speed all round even though he only attempted eight steals in 1976 . . . started out in the Oakland organization . . . played with the A's on their World Series squad in 1972 . . . was traded to Cleveland in 1973 and came into his own as a regular . . . last year he hit his high in home runs (25) and hits (146) while his top RBI year was 1975 (86) and his best batting season was 1974 (.279) . . . clubbed three home runs against the Tigers on 6-19-73 . . . missed the last six weeks of that season with a broken wrist when hit by a pitch in Kansas City on 8-14-73 . . . played in the 1974 and 1975 All-Star Games . . . had a great professional debut by leading the Midwest League in hitting at Burlington with a .327 mark and tying for the lead in doubles (25) . . . was named to the league all-star team . . . went on to win honorable mention in 1969 for the California League all-star team and then was on the American Association all-star team in 1971 while with Iowa . . . originally was Oakland's number one selection in the January, 1968 agent draft.

LIFETIME RECORD

Year	Club, League	Avg.	G	AB	R	H	2B	3B	HR	RBI	BB	SO	SB
1968	Burlington, MW	.327	103	364	58	119	x25	4	5	60	33	53	4
1969	Lodi, Calif.	.307	86	316	47	97	13	2	4	28	33	60	0
1970	Burlington, MW	.308	54	198	37	61	9	3	12	43	19	19	1
1970	Birmingham, So.	.286	54	199	30	57	12	0	6	20	17	34	1
1971	Iowa, AA	.333	63	249	57	83	9	2	21	63	20	43	2
1971	Oakland, Amer.	.237	42	114	8	27	4	1	0	8	3	20	0
1972	Iowa, AA	.273	8	33	0	9	0	0	0	4	1	9	0
1972	Oakland, Amer.	.182	58	121	10	22	1	1	4	15	3	22	3

1973 Cleveland, Amer	.268	113	440	64	118	18	0	21	61	25	71	7
1974 Cleveland, Amer.	.279	139	495	65	138	23	1	19	67	33	73	6
1975 Cleveland, Amer.	.258	145	561	82	145	21	2	24	86	40	78	6
1976 Cleveland, Amer.	.265	149	551	72	146	20	3	25	81	51	82	4

Major League Totals	.261	646	2282	301	596	87	8	93	318	155	346	26
°—Led League	x—Tied for League Lead											

CHAMPIONSHIP SERIES

Year Club, League	Avg.	G	AB	R	H	2B	3B	HR	RBI	BB	SO	SB
1972 Oakland, Amer	.143	5	7	2	1	0	0	0	0	0	1	0

WORLD SERIES

Year Club, League	Avg.	G	AB	R	H	2B	3B	HR	RBI	BB	SO	SB
1972 Oakland, Amer.	.133	5	15	3	2	0	0	0	0	1	2	0

ALL-STAR GAMES

Year Club, League	Avg.	G	AB	R	H	2B	3B	HR	RBI	BB	SO	SB
1974 American	.500	1	2	0	1	0	0	0	0	0	0	0
1975 American	1.000	1	1	1	1	0	0	0	0	0	0	1

Totals	.667	2	3	1	2	0	0	0	0	0	0	1
--------	------	---	---	---	---	---	---	---	---	---	---	---

ENZO HERNANDEZ

(Enzo Octavio Hernandez)

Infield — 5-8 — 150 — B-R — T-R — Born 2-12-49 in Valle de Guanape, Venezuela — Residence, Puerto La Cruz, Venezuela — Married (Ellys) with daughter Ellys — Acquired from the Baltimore Orioles along with Tom Phoebus, Fred Beene and Al Severinsen for Pat Dobson and Tom Dukes, Dec. 1, 1970.

Enjoyed his best season at the plate this past year with a .256 mark . . . hit over .300 until the middle of June . . . had 20 games with two or more hits; 15-two hits and five-three hits . . . pieced together a nine-game hitting streak from 5-30 to 6-9, going 15-40-.375 . . . also hit in eight of nine games from 6-30 to 7-9, going 12-30-.400 . . . had four consecutive two-hit games from 6-30 to 7-2 (8-16-.500) . . . smacked a rare home run (only his second in the majors) on 8-2 at Atlanta in the first game of a doubleheader . . . collected four RBI at St. Louis on 8-16 . . . swiped two bases versus New York on 6-7 . . . hit .381 against New York and was .360 versus Cincinnati and .300 against both Pittsburgh and Los Angeles . . . ranks high in several Padre career offensive categories . . . is third in games played (703), at bats (2321), runs scored (240), hits (522) and triples (13) and is sixth in doubles (66) . . . holds the club record for steals in a season (37 in 1974) and career (129) . . . led the National League in sacrifices with 24 in 1975 . . . led the Florida State League shortstops in fielding in 1969 . . . bears a resemblance to his idol, Luis Aparico.

LIFETIME RECORD

Year Club, League	G	AB	R	H	2B	3B	HR	RBI	SB	BB	SO	AVG
1967 Cocoa, Fla. St.	129	449	56	84	7	2	2	23	14	45	47	.187
1968 Oklahoma City, PCL	2	2	0	0	0	0	0	0	0	0	0	.000
1968 Greensboro, Carolina	89	323	41	73	11	0	1	12	7	30	22	.226
1969 Miami, Fla. St.	107	384	42	95	10	3	0	35	26	35	17	.247
1969 Dallas-Ft. Worth, Texas	2	6	1	2	0	1	0	1	0	0	1	.333
1970 Dallas-Ft. Worth, Tex.	42	156	27	44	8	1	0	9	6	8	9	.282
1970 Rochester, Int'l	100	372	61	99	10	4	1	39	11	33	22	.266
1971 San Diego, National	143	549	58	122	9	3	0	12	21	54	34	.222
1972 San Diego, National	114	329	33	64	11	2	1	15	24	22	25	.195
1973 San Diego, National	70	247	26	55	2	1	0	9	15	17	14	.223
1974 San Diego, National	147	512	55	119	19	2	0	34	37	38	36	.232
1975 San Diego, National	116	344	37	75	12	2	0	19	24	26	25	.218
1976 San Diego, National	113	340	31	87	13	3	1	24	12	32	16	.256

Major League Totals	703	2321	240	522	66	13	2	113	129	189	150	.225
---------------------	-----	------	-----	-----	----	----	---	-----	-----	-----	-----	------

MIKE IVIE

(Michael William Ivie)

Infield — 6-3 — 200 — B-R — T-R — Born 8-8-52 in Decatur, Georgia — Residence, San Diego, California — Married (Pam) with son Michael Steven — First round selection, Free Agent Draft, June 1970.

Really came into his own in his second full season in the majors last year . . . led the Padres in hitting at .291 and came close to winding up over the .300 mark . . . also topped the club in RBI with 70 thanks to three against the Dodgers on 10-2 to nip Dave Winfield with 69 . . . had 29 games with two or more hits; 21-two hits, seven-three hits and one-four hit . . . was four-for-five at San Francisco on 6-23 in the second game of a doubleheader . . . collected four RBI versus Pittsburgh on 8-24 . . . had a 10-game hitting streak from 8-16 to 8-29, going 17-34-.500 . . . also hit in 20 of 22 games between 8-10 and 9-4, going 31-75-.413 . . . raised his average during that spree from

.275 to .307 . . . closed out the season with a rush by hitting in 35 of his last 44 games from 8-10 to 10-3 . . . hit .480 versus St. Louis, .429 against New York, .423 versus Montreal, .356 against Los Angeles, .345 against San Francisco and .295 versus Cincinnati with 13 RBI . . . had split the 1975 season between third base and first base, but was almost exclusively used at first in 1976 . . . originally signed as a catcher and did handle the chores in one game this past year at Chicago on 7-5 . . . was named to the Topps and Baseball Digest All-Rookie team at first base last year after hitting .249 . . . has a personal best of five RBI at Los Angeles on 7-1-75 . . . holds the club rookie records for RBI (46) and home runs (8) . . . had his first major league extra base hit on 9-11-74 when he stroked a two-run seventh inning homer to beat Houston 2-0 . . . named to the Texas League All-Star team in 1972 and the Topps Class A All-Star team in 1971 . . . made his major league debut on 9-5-71 against Atlanta less than one month after his 19th birthday.

LIFETIME RECORD

Year	Club, League	G	AB	R	H	2B	3B	HR	RBI	SB	BB	SO	AVG
1970	Tri-Cities, Northwest	56	198	29	51	10	0	3	25	5	22	39	.258
1971	Lodi, California	102	367	69	112	22	2	15	62	0	41	93	.305
1971	San Diego, National	6	17	0	8	0	0	0	3	0	1	1	.471
1972	Alexandria, Texas	133	461	81	134	23	1	24	77	3	47	84	.291
1973	Hawaii, PCL	59	226	33	61	8	3	5	21	1	11	28	.270
1974	Alexandria, Texas	108	397	57	116	16	1	18	68	1	29	51	.292
1974	San Diego, National	12	34	1	3	0	1	1	3	0	2	8	.088
1976	San Diego, National	140	405	51	118	19	5	7	70	6	30	41	.291
Major League Totals		269	833	88	223	35	7	16	122	10	53	113	.268

JERRY JOHNSON (Jerry Michael Johnson)

Pitcher — 6-2 — 190 — B-R — T-R — Born 12-3-42 in Miami, Florida — Residence, Duarte, California — Married (Debbie) — Signed as a Free Agent, February, 1975.

Spent the first half of the 1976 campaign at Hawaii before being called up to the major league club just before the All-Star game on 7-10 . . . was 7-8, 4.62 for the Islanders as a starter . . . used almost exclusively by the Padres in the bullpen . . . posted an overall mark of 1-3, 5.31 . . . made one start in 24 outings and lost at Houston 4-1 on 7-27 . . . was unscored upon in 14 of his 23 relief appearances . . . ran up a high of four strikeouts at San Francisco on 9-3 . . . lone major league win of the year came versus Pittsburgh on 8-23 by a 5-4 count as he tossed 1.1 innings of shutout relief . . . longest outing of the year was 4.1 innings at New York on 8-11 and at San Francisco on 9-3 . . . had a similar 1975 campaign as he started at Hawaii and was called up on 7-20 . . . broke into professional baseball as a third baseman, but became a full-time pitcher in 1966 . . . had his best year in 1971 as he helped lead San Francisco to the Western Division championship, going 12-9, 2.97 with 18 saves . . . victory total in 1971 was the best in the league by a relief man.

LIFETIME RECORD

Year	Club, League	W-L	ERA	G	GS	CG	IP	H	R	ER	BB	SO
1963	Salinas, Calif.	0-0	6.75	11	1	0	32	36	28	24	19	16
1964	Auburn, NYP	1-2	5.40	3	2	1	10	10	6	6	4	3
1964	Williamsport, East	0-0	3.00	2	2	0	3	3	3	1	5	1
1965	Greenville, W. Car.	3-2	1.54	5	5	2	35	33	9	6	8	30
1966	Jacksonville, Int.	2-4	3.18	13	2	0	34	26	12	12	17	21
1966	Williamsport, East	0-0	0.00	1	1	0	3	3	0	0	3	2
1967	Williamsport, East	10-13	2.78	26	26	12	181	153	81	56	91	151
1968	San Diego, PCL	7-1	1.95	10	10	5	74	55	17	16	11	51
1968	Philadelphia, Nat.	4-4	3.22	16	11	2	81	82	33	29	29	40
1969	Philadelphia, Nat.	6-13	4.29	33	21	4	147	151	76	70	57	82
1970	Tulsa, AA	1-0	5.14	2	1	0	7	12	4	4	1	4
1970	St. Louis, Nat.	2-0	3.27	7	0	0	11	6	4	4	3	5
1970	San Francisco, Nat.	3-4	4.09	33	1	0	66	67	39	31	38	44
1971	San Francisco, Nat.	12-9	2.97	67	0	0	109	93	42	36	48	85
1972	San Francisco, Nat.	8-6	4.44	48	0	0	73	73	40	36	40	57
1973	Cleveland, Amer.	5-6	6-15	39	1	0	60	78	48	41	39	45
1974	Denver, AA	3-2	4.88	9	8	2	48	56	33	26	37	40
1974	Houston, Nat.	2-1	4.80	34	0	0	45	47	26	24	24	32
1975	Hawaii, PCL	10-3	3.03	16	15	2	104	83	41	34	50	61
1975	San Diego, National	3-1	5.17	21	4	0	54	60	37	31	31	18
1976	Hawaii, PCL	7-8	4.62	17	17	7	115	127	69	59	36	73
1976	San Diego, National	1-3	5.31	24	1	0	39	39	27	23	26	27
Major League Totals		46-47	4.27	322	39	6	685	688	372	325	325	435

CHAMPIONSHIP SERIES

Year	Club, League	W-L	ERA	G	GS	CG	IP	H	R	ER	BB	SO
1971	San Francisco, NL	0-0	13.50	1	0	0	1	1	2	2	1	2

JOHNSON BATTING

Year	Club	Ave.	AB	H	HR	RBI
1976	San Diego, National	.000	3	0	0	0
	Lifetime	.123	122	15	0	4

RANDY JONES (Randall Leo Jones)

Pitcher — 6-0 — 178 — B-R — T-L — Born 1-12-50 in Fullerton, California — Residence, Poway, California — Married (Marie) with daughters Staci and Jami — Fifth round selection, Free Agent Draft, June 1972.

Capped the best season ever by a Padre pitcher by winning the National League Cy Young Award over Jerry Koosman of New York, 96 points to 69½ . . . finished with a record of 22-14, 2.74 . . . led the National League with 22 wins, 315.1 innings pitched and 25 complete games . . . was third with five shutouts and fifth with the 2.74 ERA . . . set nine major Padre records including career marks for victories (57), complete games (53), shutouts (13) plus season records for wins (22), innings pitched (315.1), starts (40), complete games (25) and consecutive complete games (5) . . . Cy Young Award was particularly sweet as he was the runner-up to Tom Seaver in 1975 . . . became only the second man (Mike Marshall is the other) to finish second in the Cy Young voting one season and then come back to win it the next year . . . other top honors included being named as the National League Pitcher of the Year by The Sporting News plus being selected for the AP, UPI and TSN All-Star teams . . . Jones became the first man since World War II in the National League to win 20 or more games without recording 100 strikeouts as he finished with just 93 . . . had the unique experience of stopping the American League in the ninth inning of the 1975 All-Star Game in Milwaukee to preserve a 6-3 N.L. and then starting for the N.L. in the 1976 game in Philadelphia and being the winning pitcher in a 7-1 N.L. triumph . . . was 13-6 against the Western Division and posted a winning record against all five other clubs . . . beat Houston, Los Angeles and San Francisco three times each . . . was at his best against the top four clubs in the N.L., going 3-0 against Philadelphia, 2-1 versus Cincinnati, 3-1 versus Los Angeles and 1-1 against Pittsburgh . . . combined record was 9-3, 2.04 as he highlighted the year by shutting out the Phillies in all three appearances . . . over a two-year period against these same four clubs, Jones is 19-7, 2.10 . . . Jones 25 complete games in 1976 averaged out to just 2:03 . . . his quickest efforts were 1:31 against Philadelphia on 7-20 (fastest in the N.L.) and 1:38 versus Montreal on 8-27 in notching his 20th win of the year . . . had 11 games under two hours . . . defeated every club in the National League at least once . . . Cy Young Award win marked only the third time the honor has gone to a player on a second division club (Bob Gibson fourth place Cards in 1970 and Steve Carlton sixth place Phillies in 1972 were the others) . . . Jones 22 wins represented 30.1 percent of the Padres total victories on the season . . . underwent arm surgery shortly after the end of the season to help repair nerve damage to his left arm . . . was 12-5 at home and 12-9 on the road . . . was breezing along with a 16-3 mark at the All-Star break only to fall to 6-11 in the second half . . . was a victim of lack of support in the second half where the Padres lost seven one-run games behind him and suffered three shutouts . . . team batting took a dive as club hit a record .247 for the year but were only .232 behind Jones and just .219 for him in the second half . . . tied Christy Mathewson's record of 68 innings without a walk, going from 5-17 at San Francisco until 6-22 at home to San Francisco when he walked catcher Marc Hill on a full count to lead off the eighth inning . . . twice went 10 innings to notch a victory, besting San Francisco 4-3 on 5-30 and then winning at Houston 2-1 on 7-28 . . . had a high of seven strikeouts at Los Angeles on 4-14 and versus St. Louis on 4-23 . . . ranks high in many club career pitching categories; first in wins (57), second in innings (948), third in strikeouts (397) and ERA (3.12), and sixth in appearances (137) . . . owns two career one-hitters, two two-hitters, one three-hitter and seven four-hitters . . . named to the AP, UPI and TSN All-Star teams in 1975 . . . was the hard luck pitcher in the N.L. in 1974 with 22

losses as Padres gave him two runs or less in 17 of those setbacks and were shutout seven times while Jones was toiling . . . selected on the Topps All-Rookie team in 1973 . . . was a collegiate standout at Chapman College, going 12-5, 1.42 as a senior . . . named to the All-America and All-West Coast squads as a senior in 1972 . . . given help by Claude Osteen in developing his curve ball and slider . . . slider is all but shelved due to the arm operation, but his well-known sinker was not affected.

LIFETIME RECORD

Year	Club, League	G	GS	CG	W	L	IP	H	R	ER	BB	SO	ERA
1972	Alexandria, Texas	12	11	1	3	5	68	53	28	22	13	63	2.91
1972	Tri-City, Northwest	1	1	0	1	0	5	1	0	0	2	1	0.00
1973	Alexandria, Texas	10	10	3	8	1	67	55	24	15	22	67	2.01
1973	San Diego, National	20	19	6	7	6	140	129	58	49	37	77	3.16
1974	San Diego, National	40	34	4	8	22x	208	217	118	103	78	124	4.46
1975	San Diego, National	37	36	18	20	12	285	242	94	71	56	103*	2.24
1976	San Diego, National	40*	40*	25°	22	14	*315	274	109	96	50	93	2.74

Major League Totals 137 129 53 57 54 948 862 379 319 221 397 3.12

°—Led league. x—Tied for league lead.

ALL-STAR GAMES

Year	Club	W-L	ERA	G	GS	CG	IP	H	R	ER	BB	SO
1975	National	0-0	0.00	1	0	0	1	0	0	0	0	1
1976	National	1-0	0.00	1	1	0	3	2	0	0	1	1

Totals 1-0 0.00 2 1 0 4 2 0 0 1 2

JONES BATTING

Year	Club, League	Ave.	AB	H	HR	RBI
1976	San Diego, National	.058	103	6	0	2
	Lifetime	.117	299	35	0	10

CY YOUNG VICTORY TRAIL

Date	Opponent	H-A	Score	Record	IP	H	ER	BB	SO
4-9	Atlanta	H	8-2	1-0	9	5	1	2	2
4-14	at Los Angeles	A	3-1	2-0	9	7	1	2	7
4-18	at Houston	A	11-5	3-0	7	10	5	3	4
4-23	St. Louis	H	5-1	4-0	9	4	0	2	7
4-28	Chicago	H	5-8	4-1	3.1	6	6	2	0
5-2	Pittsburgh	H	4-2	5-1	9	6	2	0	1
5-7	at New York	A	2-6	5-2	6	6	3	0	2
5-12	at Philadelphia	A	4-0	6-2	9	6	0	3	2
5-17	at San Francisco	A	12-2	7-2	9	7	2	1	3
5-21	Cincinnati	H	4-2	8-2	9	5	0	0	2
5-25	Los Angeles	H	5-2	9-2	9	10	2	0	2
5-30	San Francisco	H	4-3	10-2	10	7	1	0	0
6-9	New York	H	3-0	11-2	9	7	0	0	4
6-13	Philadelphia	H	5-0	12-2	9	6	0	0	3
6-18	at St. Louis	A	4-7	12-3	6	9	7	0	2
6-22	San Francisco	H	4-2	13-3	9	4	2	2	4
6-30	Cincinnati	H	3-1	14-3	9	6	1	2	2
7-4	at Los Angeles	A	5-2	15-3	9	9	1	0	1
7-8	at Chicago	A	6-3	16-3	9	7	3	2	6
7-16	at St. Louis	H	2-4	16-4	9	8	4	1	5
7-20	Philadelphia	H	3-0	17-4	9	4	0	1	1
7-28	at Houston	A	2-1	18-4	10	7	1	0	3
8-1	at Cincinnati	A	4-5	18-5	6	7	5	1	3
8-4	at Atlanta	A	0-1	18-6	8	7	1	1	4
8-10	at New York	A	4-5	18-7	8	10	5	1	1
8-14	at Montreal	A	7-2	19-7	7	6	2	2	2
8-18	at St. Louis	A	4-5	19-8	8	10	5	5	2
8-22	New York	H	0-1	19-9	8	7	0	1	1
8-27	Montreal	H	2-0	20-9	9	6	0	1	1
8-31	at Pittsburgh	A	0-3	20-10	7	5	1	2	2
9-3	at San Francisco	A	3-7	20-11	2.2	6	5	1	0
9-6	Los Angeles	H	1-4	20-12	9	5	2	2	0
9-11	Houston	H	4-1	21-12	9	10	1	0	3
9-15	San Francisco	H	1-2	21-23	8	6	2	3	3
9-19	at Houston	A	2-3	21-14	8.1	11	3	3	2
9-24	at Atlanta	A	6-4	22-14	7	8	4	0	3

No-Decisions: at Pittsburgh 6-5, vs. Atlanta 6-26, vs. Los Angeles 7-24 and vs. Cincinnati 9-28.

JONES LIFETIME BREAKDOWN

N.L. East	W-L	ERA	IP	ER	N.L. West	W-L	ERA	IP	ER
Chicago	2-2	3.31	49	18	Atlanta	5-7	3.53	97	38
Montreal	4-2	3.23	53	19	Cincinnati	7-5	2.31	105	27
New York	5-5	2.93	80	26	Houston	6-7	2.72	106	32
Philadelphia	8-3	2.49	94	26	Los Angeles	7-6	3.62	97	39
Pittsburgh	4-5	3.41	95	36	San Francisco	7-6	2.61	100	29
St. Louis	2-6	3.68	71	29					

Shutouts: Philadelphia 3; New York, Montreal and Pittsburgh 2; Atlanta, Cincinnati, Houston and St. Louis 1.

TED KUBIAK (Theodore Rodger Kubiak)

Infield — 6-0 — 175 — B-Switch — T-R — Born 5-12-42 in New Brunswick, New Jersey — Residence, Piedmont, California — Married (Jane) with children Kristi and Justin — Acquired from the Oakland A's for Sonny Siebert on May 16, 1975.

Had one of his most productive seasons in the majors this past year . . . hit .236 in 96 games, his best mark since going .252 with the Milwaukee Brewers back in 1970 . . . also banded in 26 RBI, again a high since 1970 . . . a switch-hitter, he was .252 batting lefthanded and an even .200 from the right side . . . had 39 appearances as a pinch hitter, second on the club only to Merv Rettenmund with 40 . . . had 13 games with two or more hits; 11-two hits and two-three hits . . . was three-for-four at Houston on 4-18 and three-for-five at San Francisco on 6-23, both times in the second game of a double-header . . . collected three RBI at Chicago on 5-14 . . . hit safely in five of his first six outings, going 10-22-.455 . . . played third, short and second during the season and committed just four errors despite all the shuffling around . . . joined the Padres early in 1975 and performed well in a backup role in the infield . . . was the top fielding second baseman in the American League in 1974 for players with more than 30 games at the position . . . was with the Oakland A's during their World Championship days of 1972-73-74.

KUBIAK'S LIFETIME RECORD

Year	Club, League	G	AB	R	H	2B	3B	HR	RBI	SB	BB	SO	AVG.
1961	Sarasota, Fla. St.	138	463	76	117	9	6	0	53	7	78	65	.253
1962	Binghamton, East.	128	428	45	87	10	1	4	30	1	56	87	.203
1963	Binghamton, East.	18	69	6	12	2	0	0	3	1	5	9	.174
1963	Lewiston, NW	111	396	60	117	23	3	5	48	7	46	56	.295
1964	Dallas, PCL	16	41	6	7	1	0	0	2	1	9	7	.171
1964	Ft. Worth-Aus. Tx.	105	384	41	82	10	4	2	22	4	33	66	.214
1965	Birmingham, So.	138	526	75	148	17	3	7	38	18	88	72	.281
1966	Vancouver, PCL	149	585	80	152	15	9	2	38	3	57	83	.260
1967	Kansas City, American	53	102	6	16	2	1	0	5	0	12	20	.157
1968	Oakland, American	48	120	10	30	5	2	0	8	1	8	18	.250
1969	Oakland, American	92	305	38	76	9	1	2	27	2	25	35	.249
1970	Milwaukee, American	158	540	63	136	9	6	4	41	4	72	51	.252
1971	Milwaukee, American	89	260	26	59	6	5	3	17	0	41	31	.227
1971	St. Louis, National	32	72	8	18	3	2	1	10	1	11	12	.250
1972	Texas, American	46	116	5	26	3	0	0	7	0	12	12	.224
1972	Oakland, American	51	94	14	17	4	1	0	8	0	9	11	.181
1973	Oakland, American	106	182	15	40	6	1	3	17	1	12	19	.220
1974	Oakland, American	99	220	22	46	3	0	0	18	1	18	15	.209
1975	Oakland, American	20	28	2	7	1	0	0	4	0	2	2	.250
1975	San Diego, National	87	196	13	44	5	0	0	14	3	24	18	.224
1976	San Diego, National	96	212	16	50	5	2	0	26	0	25	28	.236

Major League Totals 877 2447 238 565 61 21 13 202 13 271 272 .231

CHAMPIONSHIP SERIES

Year	Club, League	G	AB	R	H	2B	3B	HR	RBI	SB	BB	SO	AVG.
1972	Oakland	4	4	0	2	0	0	0	1	0	0	0	.500
1973	Oakland	3	2	0	0	0	0	0	0	0	0	0	1.000

Championship Series Totals 7 6 0 2 0 0 0 0 1 0 0 0 1.333

WORLD SERIES RECORD

Year	Club, League	G	AB	R	H	2B	3B	HR	RBI	SB	BB	SO	AVG.
1972	Oakland	4	3	0	1	0	0	0	0	0	0	0	.333
1973	Oakland	4	3	1	0	0	0	0	0	0	1	1	1.000

World Series Totals 8 6 1 1 0 0 0 0 0 0 1 1 1.167

JOHN McALLEN (John Stephen McAllen)

Pitcher — 5-11 — 175 — B-L — T-L — Born 4-2-52 in Maywood, California — Residence, Monterey Park, California — Single — Ninth round selection, Free Agent Draft, June 1973.

Getting his first real chance to make the major league club this season . . . was one of the top bullpen men for Hawaii last season in the Islanders drive for the Pacific Coast League title . . . finished with a mark of 4-0, 4.10 with two saves . . . has worked his way up through the Padres system going from Walla Walla (A) to Alexandria (AA) and then last season to Hawaii (AAA) . . . began as a starter but switched to the bullpen in 1975 at Alexandria . . . broke into professional baseball in 1973 at Walla Walla and was 9-2, 2.97 with 86 strikeouts in 106 innings . . . also managed 11 complete games in 12 starts that year with two saves in four appearances in relief.

LIFETIME RECORD

Year	Club, League	W-L	ERA	G	GS	CG	IP	H	R	ER	BB	SO
1973	Walla Walla, NW	9-2	2.97	16	12	11	106	100	42	35	44	86
1974	Alexandria, Texas	5-18	4.50	24	24	9	166	182	98	83	71	90
1975	Alexandria, Texas	5-3	3.97	41	1	0	57	66	34	25	30	30
1976	Hawaii, PCL	4-0	4.10	25	2	0	68	70	34	31	31	23

GALEN McSPADDEN (Galen Willis McSpadden)

Pitcher — 6-1 — 170 — B-L — T-L — Born 9-4-52 in Van Buren, Missouri
Residence, Puxico, Missouri — Single — Sixth round selection, Free Agent
Draft, June, 1974.

Making his second appearance at the major league camp after being a non-roster invitee in 1976 . . . split the 1976 campaign between Hawaii and Amarillo . . . spent most of his time at Amarillo where he was 10-7, 3.24 and aided the Gold Sox in their Texas League championship run . . . had 19 starts and 10 complete games at Amarillo with two shutouts . . . has chalked up two straight seasons with a double figure victory count as he was 10-2, 3.93 at Reno in 1975 . . . came to the organization after a standout collegiate career at Southeast Missouri State . . . was all-conference in 1973 and 1974 and MVP in 1973 . . . best season was 1973 when he was 5-1, 1.47 with 58 strikeouts in 43 innings . . . had a career record of 13-8 with 156 whiffs in 145 innings.

LIFETIME RECORD

Year	Club, League	W-L	ERA	G	GS	CG	IP	H	R	ER	BB	SO
1974	Walla Walla, NW	2-2	3.41	10	5	1	37	32	16	14	17	33
1975	Reno, California	10-2	3.93	22	15	2	94	121	53	41	33	57
1976	Hawaii, PCL	0-1	5.21	4	2	0	19	24	12	11	6	7
1976	Amarillo, Texas	10-7	3.24	19	19	10	133	132	55	41	44	67

LUIS MELENDEZ (Luis Antonio Melendez)

Outfield — 6-0 — 165 — B-R — T-R — Born 8-11-49 in Aibonito, Puerto Rico — Residence, Aibonito, Puerto Rico — Single — Acquired from the St. Louis Cardinals for Bill Greif on May 19, 1976.

Joined the Padres in the middle of May and did a fine job as a defensive replacement and spot starter . . . hit a good .244 for the Padres after coming over from the Cardinals with a .125 mark . . . had six games with two hits . . . had a high of two RBI versus Pittsburgh on 8-23 . . . hit in four straight appearances from 5-31 to 6-5 . . . hit in four of five games between 7-4 and 7-21, going 6-12-.500 . . . at his best against Eastern Division champion Philadelphia with a .545 average . . . had spent all of his time in the Cardinals organization until the trade . . . was St. Louis top pinch hitter in 1973, going 8-21-.381 . . . hit a pinch hit grand slam against the New York Mets on 6-24-72 . . . best season was 1973 when he hit .267 with career highs in almost all offensive categories.

LIFETIME RECORD

Year	Club, League	Avg.	G	AB	R	H	2B	3B	HR	RBI	BB	SO	SB
1968	Cedar Rapids, MW	.274	113	438	63	120	19	6	6	57	46	70	20
1969	Arkansas, A.A.	.303	64	228	40	69	12	6	4	30	8	35	0
1970	Tulsa, A.A.	.306	140	507*	77	155x	34*	8	13	71	51	64	14
	St. Louis, Natl.	.300	21	70	11	21	1	0	0	8	2	12	3
1971	St. Louis, Natl.	.225	88	173	25	39	3	1	0	11	24	29	2
1972	St. Louis, Natl.	.238	118	332	32	79	11	3	5	28	25	34	5
1973	St. Louis, Natl.	.267	121	341	35	91	18	1	2	35	27	50	2
1974	St. Louis, Natl.	.218	83	124	15	27	4	3	0	8	11	9	2
1975	St. Louis, Natl.	.265	110	291	33	77	8	5	2	27	16	25	3
1976	St. Louis, Natl.	.125	20	24	0	3	0	0	0	0	0	3	0
1976	San Diego, Natl.	.244	72	119	15	29	5	0	0	5	3	12	1

Major League Totals .248 633 1474 166 366 50 13 9 122 108 174 18

*Led League x-Tied For League Lead

BUTCH METZGER (Clarence Edward Metzger)

Pitcher — 6-1 — 185 — B-R — T-R — Born 5-23-52 in Lafayette, Indiana — Residence, Sacramento, California — Single — Acquired from the San Francisco Giants along with Tito Fuentes for Derrel Thomas on Dec. 6, 1974.

Put together a great rookie season for the Padres a year ago . . . capped the season off by being chosen the National League Rookie Pitcher of the Year by The Sporting News and finishing tied for first with Pat Zachry of the Reds in the voting for National League Rookie of the Year by the BBWAA . . . put his name in the record book with a major league record 77 appearances by a rookie . . . ironically, he broke

the former mark of 76 by Larry Hardy who turned the trick with the Padres back in 1974 . . . set several club records including those for appearances (77), saves (16) and consecutive games won (10) . . . his 16 saves also tied the club career record held by Vicente Romo (1973-74) . . . owns club rookie pitching records for appearances (77) and wins (11) . . . beat every club in the Western Division, going 8-3, 2.93 with nine saves . . . was 3-1, two saves versus Atlanta and 2-0, three saves against Los Angeles with an 0.90 ERA in eight outings . . . was 3-1, 2.92, seven saves against the Eastern Division . . . best was 2-0, two saves against Chicago . . . was unscored on in 50 of his 77 outings . . . that figure of 77 appearances was the seventh highest total in the history of the National League . . . went the first 12 games (19 innings) last year before yielding his first earned run at Chicago on 5-14 . . . had a great string going from 8-2 to 8-13 with a mark of 2-0, four saves and a 1.38 ERA . . . had three saves and a win versus Houston 8-5 to 8-8, a win at Atlanta on 8-2 and a save at Montreal on 8-13 . . . simply ran out of gas going down the homestretch as he was 10-0, 1.78 with 13 saves on 8-25, only to finish at 11-4, 2.93, 16 saves . . . longest outing of the season was 3.1 innings at Los Angeles on 7-22 . . . had a high of four strikeouts at Philadelphia on 7-10 and at Montreal on 8-14 . . . switched to the bullpen on a full-time basis in spring training last season . . . had helped Hawaii to the Pacific Coast League title in 1975 with a 15-7 mark as a starter . . . led the PCL in strikeouts in 1974 with 148 while a member of the San Francisco organization at Phoenix . . . had a fine 1973 campaign, going 10-3, 2.75 with 108 strikeouts at Amarillo . . . was San Francisco's number two pick in the June, 1970 draft . . . prepped at Kennedy High School in Sacramento and was 15-5, 1.49 with 253 strikeouts in 149 innings.

LIFETIME RECORD

Year	Club, League	W-L	ERA	G	GS	CG	IP	H	R	ER	BB	SO
1970	Great Falls, Pioneer	2-9*	4.17	14	13	1	82	80	49	38	38	92
1971	Decatur, Midwest	3-7	6.49	13	13	2	68	83	64	49	48	65
1971	Magic Valley, Pion.	6-5	4.91	13	13	4	106*	88	52	46*	46	108
1972	Decatur, Midwest	4-6	3.57	18	15	7	116	107	57	46	40	117
1972	Amarillo, Texas	2-1	1.13	5	3	3	24	16	6	3	3	35
1973	Amarillo, Texas	10-3	2.75	17	17	9	131	105	49	40	49	108
1973	Phoenix, PCL	2-5	4.63	13	12	2	72	87	41	37	22	39
1974	Phoenix, PCL N	12-10	4.72	33	28	9	204*	209	120	107	90	148*
1974	San Fran., Natl.	1-0	3.46	10	0	0	13	11	5	5	12	5
1975	Hawaii, PCL	15-7	3.62	36	20	9	169	163	86	68	78	114
1975	San Diego, Natl.	1-0	7.20	4	0	0	5	6	4	4	4	6
1976	San Diego, Natl.	11-4	2.93	77	0	0	123	119	44	40	52	89

Major League Totals 13-4 3.13 91 0 0 141 136 53 49 68 100

*—Led league

METZGER BATTING

Year	Club	Ave.	AB	H	HR	RBI
1976	San Diego, National	.000	8	0	0	0
	Lifetime	.000	8	0	0	0

BOB OWCHINKO

(Robert Dennis Owchinko)

Fitcher — 6-2 — 185 — B-L — T-L — Born 1-1-55 in Detroit, Michigan — Residence, Detroit, Michigan — Single — First round selection, Free Agent Draft, June 1976.

Was the Padres number one draft pick last June out of Eastern Michigan University . . . went straight to Class AA ball at Amarillo of the Texas League . . . played a big role in the Gold Sox league championship as he was 6-2, 3.26 in his professional baptism . . . chalked up 69 strikeouts in 91 innings at Amarillo with four complete games and two shutouts . . . joined the Padres at the end of the minor league season . . . was 0-2 in two outings, both of them starting assignments . . . lost at Atlanta 11-8 on 9-25 (1.2 innings) and dropped an 8-1 game at Los Angeles on 10-1 (2.2 innings) . . . ran up three strikeouts versus the Dodgers on 10-1 . . . was one of the top collegiate players in the nation last year as he led EMU to a second place finish in the College World Series and was named to the All-America club . . . was 14-3, 1.95 as a senior including a perfect 4-0 in post-season play . . . in championship competition he stopped Big 10 champion Michigan twice in regional play by 6-0 scores with a two-hitter and a three-hitter . . . in the World Series he bested Maine 3-2 and number one ranked Arizona State 2-1 . . . his career record was 29-9, 2.15 with 293 strikeouts . . . was only 4-5 after his first two seasons, but came on to go 11-1, 1.42 as a junior and then 14-3, 1.95 in his senior campaign.

LIFETIME RECORD

Year	Club	W-L	ERA	G	GS	CG	IP	H	R	ER	BB	SO
1976	Amarillo, Texas	6-2	3.26	13	13	4	91	86	36	33	38	69
1976	San Diego, National	0-2	18.00	2	2	0	4	11	8	8	3	4
Major League Totals		0-2	18.00	2	2	0	4	11	8	8	3	4

OWCHINKO BATTING

Year	Club	AVE.	AB	H	HR	RBI
1976	San Diego, National	.000	1	0	0	0
	Lifetime	.000	1	0	0	0

DOUG RADER

(Douglas Lee Rader)

Infield — 6-3 — 215 — B-R — T-R — Born 7-30-44 in Chicago, Illinois — Residence, Jensen Beach, Florida — Married (Jeannette) with children Matt, Leigh and Elizabeth — Acquired from the Houston Astros for Joe McIntosh and Larry Hardy on Dec. 11, 1975.

Really gave the Padres a big boost at third base last season . . . enjoyed his best average (.257) since 1968 when he hit .267 with the Astros . . . was among the club leaders in several categories including hits (121), games (139), doubles (22), triples (four), home runs (nine) and RBI (55) . . . had 33 games with two or more hits; 22-two hits and 11-three hits . . . was among the National League leaders in hitting for the first 10 weeks before his average finally dipped below .300 . . . started off red hot . . . had an eight-game hitting streak from 4-21 to 4-29, going 13-31-419 . . . also hit in 12 of the first 13 games, going 18-45-400 . . . hit in 10 of 11 in mid season from 6-26 to 7-5 (13-38-.342) and finished with a rush by hitting in nine of 10 from 9-19 to 10-1 (16-42-.381) . . . twice had back-to-back three-hit games; at Chicago 5-16 and at San Francisco 5-17 and later versus Cincinnati 9-29 and at Los Angeles 10-1 . . . in each case he was three-for-four . . . smacked two triples at San Francisco on 5-17 . . . had a high of four RBI versus Los Angeles 5-25 and versus Cincinnati 9-29 (grand slam) . . . troubled by thigh problems several times during the season . . . hit better than .300 against five clubs; .365 Cincinnati, .333 Atlanta and Chicago, .327 Los Angeles and .306 San Francisco . . . one of the top fielding third basemen in the National League, has won two fielding titles and Gold Gloves from The Sporting News 1970-71-72-73-74 . . . had four home runs in back-to-back games against New York back in 1973.

LIFETIME RECORD

Year	Club, League	G	AB	R	H	2B	3B	HR	RBI	SB	BB	SO	AVG
1965	Durham, Carol.	112	330	44	69	14	1	14	38	1	42	85	.209
1966	Amarillo, Texas	138	527	85	153*	21	12	16	74	10	49	106	.290
1967	Okla. City, AA	75	273	40	80	23	5	9	44	3	23	29	.293
1967	Houston, Natl.	47	162	24	54	10	4	2	26	0	7	31	.333
1968	Houston, Natl.	98	333	42	89	16	4	6	43	2	31	51	.267
1969	Houston, Natl.	155	569	62	140	25	3	11	83	1	62	103	.246
1970	Houston, Natl.	156	576	90	145	25	3	25	87	3	57	102	.252
1971	Houston, Natl.	135	484	51	118	21	4	12	56	5	40	112	.244
1972	Houston, Natl.	152	533	70	131	24	7	22	90	5	57	120	.237
1973	Houston, Natl.	154	574	79	146	26	0	21	89	4	46	97	.254
1974	Houston, Natl.	152	533	61	137	27	3	17	78	7	60	131	.257
1975	Houston, Natl.	129	448	41	100	23	2	12	48	5	42	101	.223
1976	San Diego, Natl.	139	471	45	121	22	4	9	55	3	55	102	.257
Major League Totals		1317	4703	565	1181	219	34	137	655	35	457	950	.251

*—Led League

MERV RETTENMUND

(Merv Weldon Rettenmund)

Outfield — 5-11 — 190 — B-R — T-R — Born 6-6-43 in Flint, Michigan — Residence, Montgomery, Ohio — Married (Sue) with children Cindy and Christy — Acquired from the Cincinnati Reds for Rudy Meoli on April 5, 1976.

Came to the Padres to provide the club with a much-needed righthanded hitting outfielder who could double as a key pinch hitter . . . Merv more than filled the bill as he was the top pinch hitter on the club with a .300 mark (12-40) with two home runs and seven RBI . . . set a club record for RH pinch hitter with his 12 hits and tied the record with his two pinch homers . . . hit a dramatic two-run pinch homer at San Francisco on 5-18 as the Padres rallied to win 7-6 in 11 innings . . . also had a pinch round tripper versus Los Angeles on 9-6 in a losing effort (4-1) . . . was three-for-four at Philadelphia on 5-12 with a double and an RBI . . . also was two-for-five versus San Francisco 9-14 and two-for-two at Cincinnati 9-21 . . . was tough against San Francisco, hitting .389 (7-18) . . . had best seasons in 1970 and 1971 with Baltimore as he hit .322 and .318, respectively . . . in those two

years he had combined totals of 265 hits, 40 doubles, 29 home runs and 133 runs batted in . . . a real veteran of post-season competition, played in four LCS with Baltimore and one with Cincinnati plus three World Series with the Orioles and one with the Reds.

LIFETIME RECORD

Year	Club, League	Avg.	G	AB	R	H	2B	3B	HR	RBI	BB	SO	SB
1965	Stockton, Calif.	.244	129	361	85	88	13	3	11	38	90	85	32
1966	Stockton, Calif.	.307	127	440	85	135	16	6	21	69	103	95	23
1967	Elmira, East.	.286	131	423	67	121	17	3	4	51	90	60	29
1968	Rochester, Int.	.331 ^o	114	393	104 ^o	130	25	5	22	59	85	63	14
1968	Baltimore, Amer.	.297	31	64	10	19	5	0	2	7	18	20	1
1969	Baltimore, Amer.	.247	95	190	27	47	10	3	4	25	28	26	6
1970	Baltimore, Amer.	.322	106	338	60	109	17	2	18	58	38	59	13
1971	Baltimore, Amer.	.318	141	491	81	156	23	4	11	75	87	60	15
1972	Baltimore, Amer.	.233	102	301	40	70	10	2	6	21	41	37	6
1973	Baltimore, Amer.	.262	95	321	59	84	17	2	9	44	57	38	11
1974	Cincinnati, Natl.	.216	80	208	30	45	6	0	6	28	37	39	5
1975	Cincinnati, Natl.	.239	93	188	24	45	6	1	2	19	35	22	5
1976	San Diego, Natl.	.229	86	140	16	32	7	0	2	11	29	23	4

Major League Totals .271 829 2241 347 607 101 14 60 288 370 326 66

^o—Led League

CHAMPIONSHIP SERIES

Year	Club	Avg.	G	AB	R	H	2B	3B	HR	RBI	BB	SO	SB
1969	Baltimore	.000	1	0	0	0	0	0	0	0	0	0	0
1970	Baltimore	.333	1	3	1	1	0	0	0	1	2	1	0
1971	Baltimore	.250	3	8	0	2	1	0	0	1	0	3	0
1973	Baltimore	.091	3	11	1	1	0	0	0	0	3	2	0
1975	Cincinnati	.000	2	1	1	0	0	0	0	0	1	0	0

A.L. Totals .182 8 22 2 4 1 0 0 2 5 6 0

N.L. Totals .000 2 1 1 0 0 0 0 0 1 0 0

Totals .174 10 23 3 4 1 0 0 2 6 6 0

WORLD SERIES

Year	Club	Avg.	G	AB	R	H	2B	3B	HR	RBI	BB	SO	SB
1969	Baltimore	.000	1	0	0	0	0	0	0	0	0	0	0
1970	Baltimore	.400	2	5	2	2	0	0	1	2	1	0	0
1971	Baltimore	.185	7	27	3	5	0	0	1	4	0	4	0
1975	Cincinnati	.000	3	3	0	0	0	0	0	0	0	1	0

A.L. Totals .210 10 32 5 7 0 0 2 6 1 4 0

N.L. Totals .000 3 3 0 0 0 0 0 0 0 0 1 0

Totals .200 13 35 5 7 0 0 2 6 1 5 0

^oLed League

RICK SAWYER

(Richard Clyde Sawyer)

Pitcher — 6-2 — 200 — B-R — T-R — Born 4-7-48 in Bakersfield, California — Residence, Bakersfield, California — Married (Sue) with son Bryan — Acquired from Syracuse of the New York Yankees organization for Ken Reynolds on July 31, 1976.

Finally got his big break in the majors when the Padres picked him up from the Yankees at the end of July . . . was doing well at Syracuse with a 9-4, 2.75 record . . . made a big splash right off the bat for San Diego with a four-hit 7-0 win at Atlanta on 8-2 in the second game of a doubleheader . . . won his first three outings for the Padres, also beating Houston 3-2 on 8-7 and winning at New York 3-0 on 8-12 . . . other wins were against San Francisco 6-1 on 9-5 and versus Los Angeles 3-2 on 10-3, both games coming on the road and both being six-hit complete game efforts . . . had a high of six strikeouts at San Francisco on 9-5 . . . two of his three losses were by one run and in his third setback the Padres were blanked . . . finished with four complete games, two shutouts plus made two brief relief appearances . . . had his best professional season with San Antonio in 1973 as he topped the Texas League with an 18-5 record . . . was second in the International League in wins in 1975 with his 13-9 mark . . . started in the Cleveland organization as he was their number five pick in 1968.

LIFETIME RECORD

Year	Club, League	G	GS	CG	W-L	IP	H	R	ER	BB	SO	ERA
1968	Reno, Calif.	4	1	0	0-1	10	12	10	9	6	10	8.10
	Sarasota, G.C.	7	3	2	2-3	30	31	12	10	11	25	3.00
1969	Reno, Calif.	26	14	4	7-7	100	106	43	35	33	99	3.15
1970	Reno, Calif.	23	19	5	10-5	130	125	60	49	42	122	3.39
1971	Jacksonville, So.	19	18	6	8-3	138	121	62	49	47	112	3.20
1972	Reno, Calif.	1	1	0	0-0	5	10	4	3	1	4	5.40
	Portland, PCL	29	16	4	7-9	130	138	72	66	54	83	4.57
1973	San Antonio, Tx.	27	24	10 ^o	18-5	179	159	73	56	66	124	2.81
1974	Syracuse, Int.	24	24	8	8-7	164	131	65	51	59	136	2.80
	New York, Amer.	1	0	0	0-0	2	2	3	3	1	1	13.50
1975	Syracuse, Int.	25	24	10	13-9	175	134	53	48	47	96	2.47
	New York, Amer.	4	0	0	0-0	6	7	4	2	2	3	3.00

1976 Syracuse, Int.	19	18	8	9-4	134	125	55	41	38	65	2.75
1976 San Diego, Natl.	13	11	4	5-3	82	84	24	23	33	32	2.52

Major League Totals	18	11	4	5-3	90	93	31	28	36	36	2.80
*—Led League											

SAWYER BATTING

Year	Club, League	AVE.	AB	H	HR	RBI
1976	San Diego, National	.208	24	5	0	2
	Lifetime	.208	24	5	0	2

DAN SPILLNER

(Daniel Ray Spillner)

Pitcher — 6-1 — 190 — B-R — T-R — Born 11-27-51 in Casper, Wyoming — Residence, Redondo, Washington — Married (Cathy) — Second round selection, Free Agent Draft, June 1970.

Suffered through a truly disappointing season last year . . . was only 2-11, 5.06 and finally had to undergo back surgery near the end of the playing season . . . split the year with 14 starts and 18 relief appearances . . . wins came at Montreal 4-1 on 5-6 and at St. Louis 5-4 on 6-20 in relief . . . did a good job out of the bullpen as he was unscored upon in 12 of his 18 outings . . . had a high of five strikeouts at Montreal on 5-6 and versus Chicago on 7-18 . . . ranks in the top 10 in several club career categories; seventh in innings pitched (427), tied for eighth in strikeouts (256) and ninth in victories (16) . . . was the club leader in strikeouts in 1975 with 104 . . . tied for the club lead in wins (9) in 1974 as a rookie . . . tossed a one-hitter at Chicago on 6-19-74 with the only hit a line drive off his own leg by Rick Monday in the third inning . . . was the only Padre to beat Los Angeles in 1974, stopping the Dodgers twice . . . has a career high of 10 strikeouts against Houston on 9-11-74 . . . named to the Texas League All-Star team in 1972 after going 16-7 at Alexandria.

LIFETIME RECORD

Year	Club, League	G	GS	CG	W	L	IP	H	R	ER	BB	SO	ERA
1970	Tri Cities, Northwest	7	6	1	1	1	29	37	21	18	15	21	5.59
1971	Lodi, Calif.	25	23	6	10	5	148	177	102	87	55	96	5.26
1972	Alexandria, Texas	27	27	10	16	7	180	156	75	68	85*	126	3.41
1973	Hawaii, PCL	32	30	7	10	11	188	188	105	86	85	124	4.12
1974	Hawaii, PCL	7	7	4	4	2	54	49	24	22	18	47	3.67
1974	San Diego, National	30	25	5	9	11	148	153	78	66	70	95	4.01
1975	San Diego, Natl.	37	25	3	5	13	167	194	93	79	63	104	4.26
1976	San Diego, Natl.	32	14	0	2	11	107	120	70	60	55	57	5.06

Major League Totals	99	64	8	16	35	422	467	241	205	188	256	4.63
*—Led league												

SPILLNER BATTING

Year	Club	AVE.	AB	H	HR	RBI
1976	San Diego, National	.040	25	1	0	0
	Lifetime	.071	113	8	0	0

JERRY STONE

(Gerard Thomas Stone)

Catcher — 5-11 — 185 — B-Switch — T-R — Born 5-6-52 in Burbank, California — Residence, Woodland Hills, California — Married (Mary) — Fourth round selection, Free Agent Draft, June 1973.

Spent the 1976 campaign with the Padres Class AAA Hawaii affiliate and helped lift the Islanders to the Pacific Coast League championship . . . hit .257 as he split the playing time behind the plate with Dave Roberts . . . had a hot second half of the season as he hit at a .390 clip . . . a valuable asset in that he is a switch hitting catcher . . . had his best season in 1975 as he hit .285 at Alexandria and then hit .314 in the Arizona Instructional League, seventh best average in the circuit . . . broke into professional ball in 1973 at Walla Walla and wound up leading the Northwest League in home runs with 10.

LIFETIME RECORD

Year	Club, League	G	AB	R	H	2B	3B	HR	RBI	SB	BB	SO	AVG
1973	Walla Walla, NW	77	240	50	65	18	1	10*	47	0	80	51	.271
1974	Alexandria, Texas	123	404	47	109	21	1	4	43	0	61	59	.270
1975	Alexandria, Texas	120	389	34	111	21	2	4	58	2	74	53	.285
1976	Hawaii, PCL	61	179	27	46	4	2	4	22	0	59	26	.257

*—Led league

BRENT STROM

(Brent Terry Strom)

Pitcher — 6-3 — 190 — B-R — T-L — Born 10-14-48 in San Diego, California — Residence, San Diego, California — Married (Sue) — Acquired from the Cleveland Indians along with Terry Lei for Steve Arlin on June 14, 1974.

Put together a solid 1976 campaign as he recorded career major league bests right across the board . . . led the Padres in strikeouts with 103

and was second in victories (12), starts (33), complete games (eight) and innings pitched (210.2) . . . got off to a fast start by going 4-1 . . . shutout the Mets in New York 4-0 on 5-9 in besting Tom Seaver with a two-hitter . . . beat World Champion Cincinnati 6-1 on a three-hitter in San Diego on 9-29 . . . also had five-hit efforts versus Atlanta on 6-27 and at Chicago on 7-5 . . . made three relief appearances and yielded just one hit in six innings while striking out five . . . had a high of eight strikeouts versus St. Louis 7-15 and versus Cincinnati 9-29 . . . with Strom on the mound, the Padres dropped five one-run games and were shutout seven times including three straight (6-10 versus New York, 6-14 versus Montreal and 6-19 at St. Louis) . . . was 2-1 against Pittsburgh (1.80 ERA), Los Angeles (2.60), Chicago (2.16) and Montreal (2.37) . . . ranks seventh on the Padres all-time list in victories (20) and 10th in innings pitched (331) . . . had a two-hitter versus San Francisco on 6-24-75 in winning 3-0 and stopped Montreal 6-0 on a three-hitter on 8-31-75 . . . operated on for a calcium deposit on his left elbow 10-5-73 . . . has played in both the American and National Leagues and first A.L. start saw him beat the Yankees 3-1 for Cleveland . . . was the Mets number one pick in the June 1970 draft . . . starred collegiately at USC and was 35-6 for the Trojans and led them to a pair of College World Series titles . . . a first team All-America choice in 1970 and a second team selection in 1969 . . . was a member of the U.S. team which won the 1968 Pan American Games title.

LIFETIME RECORD

Year	Club, League	G	GS	CG	W	L	IP	H	R	ER	SO	BB	ERA
1970	Visalia, CA.	10	10	3	4	5	72	65	32	30	79	22	3.75
1971	Memphis, Dixie	15	15	5	7	3	106	100	43	36	87	35	3.06
1971	Tidewater, Inter.	11	11	4	6	2	74	65	24	21	60	22	2.55
1972	Tidewater, Inter.	21	21	5	6	7	142	135	61	52	101	47	3.30
1972	New York, N.L.	11	5	0	0	3	30	34	25	23	20	15	6.90
1973	Cleveland, A.L.	27	18	2	2	10	123	134	73	63	91	47	4.61
1974	Okla. City, A.A.A.	9	9	2	3	4	20	48	33	29	39	22	5.22
1974	Hawaii, PCL	13	13	1	3	7	68	75	54	52	60	32	6.88
1975	Hawaii, PCL	12	12	8	8	3	90	70	22	15	85	22	1.50
1975	San Diego, National	18	16	6	8	8	120	103	42	34	56	33	2.55
1976	San Diego, National	36	33	8	12	16	211	188	100	77	103	73	3.29
Major League Totals		92	72	16	22	37	484	456	240	197	270	168	3.66

STROM BATTING

Year	Club, League	AVE.	AB	H	HR	RBI
1976	San Diego, Natl.	.063	63	4	0	1
	Lifetime	.071	99	7	0	2

GENE TENACE

(Fury Gene Tenace)

Catcher—First Base — 6-0 — 190 — B-R — T-R — Born 10-10-46 in Russellton, Pennsylvania — Residence, Poway, California — Married (Linda) with two daughters — Third round selection, Re-entry Draft, Nov., 1976. Signed on Nov. 16, 1976.

Joins the Padres after having become available through the Re-entry Draft last November . . . was the Padres number three selection in the draft . . . was one of 13 players chosen by the maximum number of 12 clubs in the draft and he was the first player to be picked by the maximum number, being removed from the draft by the middle of the third round . . . hit .249 for the A's last season with 19 doubles, 22 home runs and 66 RBI . . . an eight-year major league veteran . . . carries a lifetime average of .245 with 603 hits plus 89 doubles, seven triples, 121 home runs and 389 RBI . . . looked to by the Padres to provide the club with much-needed offensive punch . . . in the past four seasons he has averaged almost 25 home runs and 80 RBI per year . . . began his professional career back in 1965 at Shelby of the Western Carolinas League . . . split the 1969 and 1970 seasons between the minors and the A's and made it to stay in 1971 . . . best season for an average was 1973 when he hit .259 . . . most productive year was 1975 when he recorded personal highs of 29 home runs and 87 RBI . . . was fifth in the A.L. that year with the 29 homers . . . was third in the A.L. in home runs (26) in 1974 and was the leader with 110 walks . . . in 1973 was sixth in round trippers (24) and fifth in games played (160) . . . a veteran of five ALCS (1971-75) and was a member of the A's clubs which won the 1972-73-74 World Series . . . was the star of the 1972 Series as he hit .348 against Cincinnati with four home runs and nine RBI . . . holds several ALCS and World Series records including highest slugging percentage for seven games (.913-1972), most walks (11-1973) and most home runs (four) . . . the latter

two marks tie with immortal Babe Ruth . . . is the only player ever to hit home runs in his first two World Series at bats (10-14-72).

LIFETIME RECORD

Year	Club, League	G	AB	R	H	2B	3B	HR	RBI	SB	BB	SO	AVG
1965	Shelby, W. Car.	32	93	10	17	2	1	2	6	0	13	36	.183
1966	Leesburg, Fla. St.	91	228	28	48	8	2	1	24	3	36	48	.211
1967	Penin, Carolina	3	7	0	0	0	0	0	1	0	2	1	.000
1967	Leesburg, Fla. St.	106	354	47	94	12	2	6	44	4	43	65	.266
1968	Penin., Carolina	132	435	78	123	20	3	21	71	18	66	87	.283
1969	Birmingham, So.	89	276	56	88	20	4	20	74	2	56	47	.319
1969	Oakland, American	16	38	1	6	0	0	1	2	0	1	15	.158
1970	Iowa, Am. Assn.	93	319	54	90	24	1	16	63	5	49	81	.282
1970	Oakland, American	38	105	19	32	6	0	7	20	0	23	30	.305
1971	Oakland, American	65	179	26	49	7	0	7	25	2	29	34	.274
1972	Oakland, American	82	227	22	51	5	3	5	32	0	24	42	.225
1973	Oakland, American	160	510	83	132	18	2	24	84	2	101	94	.259
1974	Oakland, American	158	484	71	102	17	1	26	73	2	110	105	.211
1975	Oakland, American	158	498	83	127	17	0	29	87	7	106	127	.255
1976	Oakland, American	128	417	64	104	19	1	22	66	5	81	91	.249
Major League Totals		805	2458	369	603	89	7	121	389	18	475	538	.245

CHAMPIONSHIP SERIES RECORD

Year	Club	G	AB	R	H	2B	3B	HR	RBI	SB	BB	SO	AVG
1971	Oakland	1	3	0	0	0	0	0	0	0	1	1	.000
1972	Oakland	5	17	1	1	0	0	0	1	0	3	5	.059
1973	Oakland	5	17	3	4	1	0	0	0	0	2	4	.235
1974	Oakland	4	11	1	0	0	0	0	1	1	4	4	.000
1975	Oakland	3	9	0	0	0	0	0	0	0	3	2	.000
Championship Series Totals		18	57	5	5	1	0	0	2	1	13	16	.880

WORLD SERIES RECORD

Year	Club	G	AB	R	H	2B	3B	HR	RBI	SB	BB	SO	AVG
1972	Oakland	7	23	5	8	1	0	4	9	0	2	4	.348
1973	Oakland	7	19	0	3	1	0	0	3	0	11	8	.158
1974	Oakland	5	9	0	2	0	0	0	0	0	3	4	.222
World Series Totals		19	51	5	13	2	0	4	12	0	16	16	.255

ALL-STAR GAME RECORD

Year	League	G	AB	R	H	2B	3B	HR	RBI	SB	BB	SO	AVG
1975	American	1	3	1	0	0	0	0	0	0	1	1	.000

DAVE TOMLIN

(David Allen Tomlin)

Pitcher — 6-3 — 175 — B-L — T-L — Born 6-22-49 in Maysville, Kentucky — Residence, Manchester, Ohio — Married (Trudi) — Acquired from the Cincinnati Reds along with Bobby Tolan for Clay Kirby on Nov. 9, 1973.

Ranked as the Padres top lefthanded relief man again last season . . . was 0-1, 2.84 overall and 0-0, 2.28 in relief . . . made just one start in 49 appearances and went two innings at San Francisco on 6-3 in the second game of a doubleheader and yielded five runs as the Padres lost 8-7 . . . was unscored upon in his first seven appearances through the month of April . . . allowed an earned run in only nine of his 48 relief appearances . . . really hot in the second half of the season as he gave up just four earned runs from 6-24 to the end of the season . . . that broke down to a sparkling 0.75 ERA in 28 games . . . recorded a high of five strikeouts at Cincinnati on 7-30 in the first game of a doubleheader . . . longest outing of the year was 5.2 innings at Atlanta on 9-26 . . . was at his best versus the Braves with a 0.00 ERA in 16.1 innings with nine strikeouts . . . ranks fourth on the Padres all-time chart for appearances with 163 . . . holds the club record for appearances in a season by a lefthander with 67 in 1975 . . . joined the Padres on the major league level in mid-1974 from Hawaii, being called up at that time with a record of 5-1, 1.69 with seven saves in 25 games . . . originally signed by Cincinnati after being a 29th round selection in the June, 1967 draft.

LIFETIME RECORD

Year	Club, League	G	GS	CG	W	L	IP	H	R	ER	BB	SO	ERA
1967	Wytheville, App.	14	13*	6*	7*	6	85	93*	55	41	43	47	4.34
1968	Tampa, Florida St.	37	1	0	6	3	56	47	19	15	16	38	2.41
1969	Tampa, Florida St.	23	1	1	5	1	44	34	18	14	22	25	2.86
1970	Asheville, Southern	25	22	2	6	10	139	135	62	48	58	73	3.11
1971	Indianapolis, A.A.	41	0	0	7	4	61	46	19	15	24	50	2.23
1972	Indianapolis, A.A.	36	8	2	5	6	90	83	30	28	36	86	2.79
1972	Cincinnati, Nat'l.	3	0	0	0	0	4	7	4	4	1	2	9.00
1973	Indianapolis, A.A.	25	0	0	1	3	31	29	15	12	11	26	3.52
1973	Cincinnati, Nat'l.	16	0	0	1	2	28	24	15	15	15	20	4.82
1974	Hawaii, PCL	25	0	0	5	1	48	33	10	9	20	48	1.69
1974	San Diego, Nat'l.	47	0	0	2	0	58	59	29	28	30	29	4.34
1975	San Diego, Nat'l.	67	0	0	4	2	83	87	38	30	31	48	3.25
1976	San Diego, Nat'l.	49	1	0	0	1	73	62	24	23	20	43	2.84
Major League Totals		182	1	0	7	5	246	239	110	100	97	142	3.66

*—Led League.

CHAMPIONSHIP SERIES

Year	Club, League	G	GS	CG	W	L	IP	H	R	ER	BB	SO	ERA
1973	Cincinnati, Nat'l.	1	0	0	0	0	1.2	5	3	3	1	1	16.20

TOMLIN BATTING

Year	Club, League	AVE.	AB	H	HR	RBI
1976	San Diego, National	.000	8	0	0	0
	Lifetime	.050	20	1	0	0

JERRY TURNER

(John Webber Turner)

Outfield — 5-9 — 180 — B-L — T-L — Born 1-17-54 in Texarkana, Arkansas — Residence, Alexandria, Louisiana — Married (Judith) with daughter Ericka — Tenth round selection, Free Agent Draft, June 1972.

Emerged as one of the top rookie outfielders in the majors last season . . . hit a solid .267 in 105 games for the Padres . . . was second on the club in triples (five) and game winning hits (eight) and was third in stolen bases with 12 in 18 attempts . . . had 22 games with two or more hits; 16-two hits, three-five hits and one-four hit . . . was a perfect four-for-four versus Houston on 8-6 with a home run and three RBI . . . also was three-for-three versus Atlanta on 6-26 in the first game of a doubleheader with a double, home run and four RBI . . . tied the club single game record in that outing by scoring four times . . . had two doubles at Pittsburgh on 9-2 . . . had two stolen bases versus Chicago on 7-18 and at Los Angeles on 10-3 . . . pieced together an eight-game hitting streak from 4-25 to 5-2, going 13-30-.433 . . . also raised his average during that spree from .250 to .412 . . . hit in five in a row from 8-2 to 8-7 (10-19-.526) and seven of eight from 7-31 to 8-7 (13-26-.500) . . . also had five in a row from 9-7 to 9-11, going 8-18-.444 . . . had a hot last month of the season with an overall mark of .366 (30-82) plus he hit in 17 of the 20 games in which he started . . . hit .415 versus Atlanta with 11 RBI and was .375 against Houston plus was .571 against Philadelphia (4-7) and .500 versus St. Louis (5-10) . . . was second in hitting in the Pacific Coast League in 1975 with a .329 average and led the PCL in hits with 176 . . . named to the Topps Class AAA All-Star team as well as the PCL All-Star squad . . . was third in the Texas League in 1974 with a .326 mark . . . led the Northwest League in batting with a .377 average in his first season of professional ball.

LIFETIME RECORD

Year	Club, League	G	AB	R	H	2B	3B	HR	RBI	SB	BB	SO	AVG.
1972	Tri-Cities, NW	66	199	44	75	7	3	6	47	18	45	33	°.377
1973	Alexandria, Texas	75	269	30	69	15	1	7	28	9	25	44	.257
1974	Alexandria, Texas	130	472	77	154	24	5	18	68	18	49	62	.326
1974	San Diego, Nat.	17	48	4	14	1	0	0	2	2	3	5	.292
1975	Hawaii, PCL	142	535	88	176*	27	3	11	91	15	56	36	.329
1975	San Diego, Nat.	11	22	1	6	0	0	0	0	0	2	1	.273
1976	San Diego, Nat.	105	281	41	75	16	5	5	37	12	32	38	.267

Major League Totals 133 351 46 95 17 5 5 39 14 37 44 .271

*—Led League.

BOBBY VALENTINE

(Robert John Valentine)

Outfield — 5-10 — 185 — B-R — T-R — Born 5-13-50 in Stamford, Connecticut — Residence, Stamford, Connecticut — Single — Acquired from the California Angels along with Rudy Meoli for Gary Ross on Sept. 17, 1975.

Spent the 1976 campaign at Hawaii and hit .304 to lead the Islanders to the Pacific Coast League championship . . . joined the Padres in mid-September and moved right into the lineup . . . played first base, leftfield and rightfield for San Diego . . . hit a sound .367 in 15 games for the Padres . . . hit safely in 10 of his 15 games . . . had four games with two hits and two games with three hits . . . hit in four straight games from 9-22 to 9-26 (9-16-.563) . . . was a perfect three-for-three on 9-24 and three-for-four on 9-25 at Atlanta . . . also had two doubles and two RBI in that 9-25 Atlanta game . . . came to the Padres at the tailend of the 1975 season and hit a home run in his first game as a Padre at San Francisco on 9-19 . . . career has been plagued by tough injuries . . . suffered a double fracture of the right leg in 1973 after running into the outfield wall at Anaheim Stadium . . . also suffered a separated shoulder in 1974 . . . can play any infield position (except catcher) or any spot in the outfield . . . started out in the Los Angeles organization . . . was the MVP in the Pacific Coast League in 1970 while at Spokane as he led the circuit in five

offensive categories including hitting (.340) and hits (211) . . . led the Pioneer League in stolen bases with 20 in 1968 in his first professional season.

LIFETIME RECORD

Year	Club, League	G	AB	R	H	2B	3B	HR	RBI	SB	BB	SO	AVG
1968	Ogden, Pion.	62	224	62	63	14	4	6	26*	20	39	27	.281
1969	Spokane, PCL	111	402	61	104	19	5	3	35	34	32	57	.259
1969	Los Angeles, Nat.	5	0	3	0	0	0	0	0	0	0	0	.000
1970	Spokane, PCL	146	621*	122	*211	*39*	16	14	80	29	47	51*	.340
1971	Los Angeles, Nat.	101	281	32	70	10	2	1	25	5	15	20	.249
1971	Spokane, PCL	7	30	7	10	2	0	1	2	3	3	6	.333
1972	Los Angeles, Nat.	119	391	42	107	11	2	3	32	5	27	33	.274
1973	California, Amer.	32	126	12	38	5	2	1	13	6	5	9	.302
1974	California, Amer.	117	371	39	97	10	3	3	39	8	25	25	.261
1975	Charleston, AA	56	175	27	41	4	0	1	17	8	30	16	.234
1975	Salt Lake City, PCL	46	147	29	45	6	1	0	17	13	31	15	.306
1975	California, Amer.	26	57	5	16	2	0	0	5	0	4	3	.281
1975	San Diego, Nat.	7	15	1	2	0	0	1	1	1	4	0	.133
1976	Hawaii, PCL	120	395	67	120	23	2	13	89	9	47	32	.304
1976	San Diego, Nat.	15	49	3	18	4	0	0	4	0	6	2	.367

Major League Totals 422 1290 137 348 42 9 9 119 25 86 92 .270

*—Led league

DAVE WEHRMEISTER

(David Thomas Wehrmeister)

Pitcher — 6-4 — 195 — B-R — T-R — Born 11-9-52 in Berwyn, Illinois — Residence, La Grange, Illinois — Single — First round selection, Free Agent Draft, January 1973.

Made the club as a rookie last season during spring training . . . was sent down to Hawaii for more work at the end of May after going 0-4, 7.58 with San Diego . . . appeared in seven games for the Padres, four starts (all four of his losses) and three relief outings . . . had a high of five strikeouts at Houston on 4-16 . . . longest start was 5.1 innings at Houston on 4-16 and longest relief appearance was 3.1 innings at New York on 5-8 . . . was 6-11 at Hawaii with four complete games and one shutout . . . was in 23 games for the Islanders, all but one of them as a starter . . . made the jump right out of high school to Class AA ball in 1973 and recorded a personal best of eight triumphs . . . appeared for a while in the Arizona Instructional League following the end of the 1975 season and was 3-0, 2.88.

LIFETIME RECORD

Year	Club, League	W-L	ERA	G	GS	CG	IP	H	R	ER	BB	SO
1973	Alexandria, Texas	8-12	3.22	23	23	5	137	110	64	49	60	84
1974	Hawaii, PCL	0-3	9.00	4	4	0	12	17	13	12	9	7
1974	Alexandria, Texas	5-10	4.08	18	18	11	130	119	73	59	65	90
1975	Alexandria, Texas	5-8	3.43	17	17	4	105	103	54	40	36	58
1975	Hawaii, PCL	3-5	6.40	10	10	2	52	63	37	37	24	31
1976	San Diego, Natl.	0-4	7.58	7	4	0	19	27	17	16	11	10
1976	Hawaii, PCL	6-11	5.79	23	22	4	112	137	85	72	54	61

Major League Totals 0-4 7.58 7 4 0 19 27 17 16 11 10

WEHRMEISTER BATTING

Year	Club	Ave.	AB	H	HR	RBI
1976	San Diego, National	.000	6	0	0	0
	Lifetime	.000	6	0	0	0

JIM WILHELM

(James Webster Wilhelm)

Outfielder — 6-3 — 190 — B-R — T-R — Born 9-20-52 in Greenbrae, California — Residence, Belvedere, California — Married (Kathleen) — Seventh round selection, Free Agent Draft, June 1974.

Making his first appearance at the Padres major league spring training camp . . . enjoyed his best season ever last year at Amarillo . . . was a large part of the reason the Gold Sox won the Texas League title as he hit .311, the 11th best mark in the loop . . . was second in the league in doubles (32) and fourth in hits (154) and runs scored (92) . . . was successful on 13 of 17 stolen base attempts . . . smacked a grand slam at Arkansas (Little Rock) on 7-10 . . . was a collegiate standout at Santa Clara . . . hit .353 as a senior with 36 RBI and 14 stolen bases . . . also hit .297 as a junior and .302 as a sophomore.

LIFETIME RECORD

Year	Club, League	Avg.	G	AB	R	H	2B	3B	HR	RBI	SO	BB	SB
1974	Walla Walla, NW	.281	82	295	58	83	7	5	3	32	39	38	12
1975	Alexandria, Texas	.262	117	412	61	108	12	1	3	37	25	56	6
1976	Amarillo, Texas	.311	132	495	92	154	32	7	7	76	52	53	13

DAVE WINFIELD (David Mark Winfield)

Outfield — 6-6 — 220 — B-R — T-R — Born 10-3-51 in St. Paul, Minnesota — Residence, San Diego, California — Single — First round selection, Free Agent Draft, June 1973.

Was the Padres top offensive man in 1976 despite missing the last month of the season . . . injured his left leg in a play at the plate in the second game of a doubleheader at San Francisco on 9-5 . . . did see enough playing time, though, to lead San Diego in hits (139), doubles (26), home runs (13), stolen bases (26) and runs scored (81) . . . was also second in RBI (69) and third in hitting (.283) . . . had 31 games with two or more hits; 23-two hits and eight-three hits . . . had three straight three-hit games; was three-for-four at Montreal on 5-6 and the same at New York on 5-7 and 5-8 . . . had some good hitting streaks during the year . . . hit in 11 straight from 6-14 to 6-24 (16-41-.390) and 10 straight from 5-29 to 6-13 (14-37-.378) and 7-4 to 7-15 (13-39-.333) . . . hit in 24 of 26 games between 5-29 and 6-24 . . . also hit in nine of 10 games from 5-6 to 5-18 (19-41-.463) as he raised his average from .208 to .297 . . . his longest hitless streak was only four games in length, from 5-23 to 5-26 . . . had two doubles in a game at New York 5-8, at Philadelphia 5-11, versus Atlanta 6-26 in the second game of a doubleheader and at Los Angeles 7-4 . . . had four RBI at Los Angeles 4-13, versus St. Louis 4-23, versus Cincinnati 5-21 and at Pittsburgh 6-5 . . . his RBI in the Los Angeles and Cincinnati games all came on his first major league grand slams . . . stole three bases at San Francisco on 9-5 in the game in which he was injured and he had two steals versus Cincinnati on 6-28 . . . one of only two players ranked in the club's top 10 in all major career offensive categories; is second in stolen bases (58) and average (.272); third in RBI (232); fifth in runs scored (221), doubles (68) and home runs (51); sixth in games played (481) and triples (11) and seventh in at bats (1640) and hits (446) . . . had good seasons against Pittsburgh (.371), San Francisco (.356), Chicago (.333), Montreal (.311), St. Louis (.310) and New York (.302) . . . has never played a day of minor league ball as he joined the Padres right off the campus of the University of Minnesota back in 1973 . . . hit safely in his first six games as a professional . . . did everything for Minnesota as a senior as he was 13-2 as a pitcher and hit over .400 in the outfield . . . named first team All-America and the MVP in the College World Series in 1973 . . . also starred for the Gophers in basketball . . . was drafted in three different professional sports; Padres in baseball, Minnesota in football and Utah (ABA) and Atlanta (NBA) in basketball.

LIFETIME RECORD

Year	Club, League	G	AB	R	H	2B	3B	HR	RBI	SB	BB	SO	AVG
1973	San Diego, Nat.	56	141	9	39	4	1	3	12	0	12	19	.277
1974	San Diego, Nat.	145	498	57	132	18	4	20	75	9	40	96	.265
1975	San Diego, Nat.	143	509	74	136	20	2	15	76	23	69	82	.267
1976	San Diego, Nat.	137	492	81	139	26	4	13	69	26	65	78	.283
Major League Totals		481	1640	221	446	68	11	51	232	58	186	275	.272

1976 PADRE PINCH-HITTING

Name	AB	H	HR	RBI	BB	AVG.
Enzo Hernandez	3	2	0	0	0	.667
Tucker Ashford	2	1	0	0	0	.500
Dave Winfield	2	1	0	0	1	.500
Merv Rettenmund	40	12	2	7	9	.300
Gene Locklear	29	8	0	6	2	.276
Tito Fuentes	8	2	0	3	0	.250
Willie McCovey	18	4	1	8	2	.222
Jerry Turner	26	5	0	3	4	.192
Willie Davis	12	2	0	2	1	.167
Luis Melendez	14	2	0	1	0	.143
Ted Kubiak	39	2	0	0	5	.051
Hector Torres	8	0	0	0	0	.000
John Grubb	5	0	0	0	0	.000
Mike Ivie	4	0	0	1	1	.000
Doug Rader	2	0	0	0	0	.000
Tom Griffin	1	0	0	0	0	.000
Fred Kendall	1	0	0	0	0	.000
Brent Strom	1	0	0	0	0	.000
Bobby Valentine	1	0	0	0	0	.000
Totals	216	41	3	31	25	.190

1976 PADRES WON-LOST BREAKDOWN

	HOME		ROAD		TOTAL	
	W	L	W	L	W	L
Season	42	38	31	51	73	89
Day Games	9	9	14	20	23	28
Night Games	33	29	17	31	50	61
Vs. Righthanders	31	25	25	32	56	57
Vs. Lefthanders	11	13	6	19	17	32
One-Run Decisions	13	12	6	17	19	29
Extra Innings	1	4	4	0	5	4
Shutouts	7	10	4	13	11	23
Doubleheaders	1-0	split 2	1-4	split 3	2-4	split 5
In April	5	6	4	4	9	10
May	7	7	8	4	15	11
June	12	8	3	7	15	15
July	6	5	4	15	10	20
August	7	5	7	9	14	14
September	5	7	3	11	8	18
October	0	0	2	1	2	1
First Half	26	21	16	18	42	39
Second Half	16	17	15	33	31	50
Vs. Atlanta	4	5	4	5	8	10
Cincinnati	4	5	1	8	5	13
Houston	5	3	3	7	8	10
Los Angeles	6	3	6	3	12	6
San Francisco	5	4	3	6	8	10
Chicago	4	2	2	4	6	6
Montreal	3	3	5	1	8	4
New York	3	3	2	4	5	7
Philadelphia	3	3	1	5	4	8
Pittsburgh	3	3	2	4	5	7
St. Louis	2	4	2	4	4	8
Vs. Western Division	24	20	17	29	41	49
Vs. Eastern Division	18	18	14	22	32	40

HIGHS AND LOWS — 1976 (Regulation 9-Inning Games)

Most Runs	12	at San Francisco, May 17
Most Hits	16	at San Francisco, May 17
		at San Francisco June 23 and vs. Houston, August 6
Most Extra Base Hits	6	vs. Chicago, April 29
Most Doubles	5	at New York, May 8
Most Triples	2	vs. several; last time at Houston, Sept. 19
Most Home Runs	2	vs. several; last time vs. Cincinnati, Sept. 29
Most Runs Batted In	11	at Houston, April 18 and
		at St. Louis, August 16
Most Stolen Bases	4	at San Francisco, Sept. 5
		and at Los Angeles, Oct. 3
Most Double Plays	5	at Cincinnati, April 21
Most Runs Allowed	13	at Cincinnati, July 30
Most Hits Allowed	19	at Cincinnati, July 31
Most Errors	3	vs. several; last time at Cincinnati, Sept. 21
Longest Game, Time	4:18	at Pittsburgh, June 5 (15 inn.)
Longest Game, Innings	15	at Pittsburgh, June 5 and
		vs. Philadelphia, June 12
Shortest Game, Time	1:31	vs. Philadelphia July 20
Longest Hitting Streak	11	games, Dave Winfield June 14-24
Most Hits, Individual, Game	4	Willie Davis at San Francisco
		June 23, Tito Fuentes vs. St. Louis April 24, John Grubb
		vs. Atlanta April 9, Mike Ivie at San Francisco June 23,
		Fred Kendall vs. Houston August 6, Jerry Turner vs. Houston August 6
Most RBI, Individual, Game	4	John Grubb at Atlanta August 2,
		Enzo Hernandez at St. Louis August 16, Mike Ivie vs. Pittsburgh
		August 24, Fred Kendall vs. Houston August 6, Doug Rader
		vs. Los Angeles May 25 and vs. Cincinnati Sept. 29,
		Jerry Turner vs. Atlanta June 26 and Dave Winfield at
		Los Angeles April 13, vs. St. Louis April 23 and vs. Cincinnati May 21
Longest Winning Streak, Pitcher	10	games, Butch Metzger
Longest Losing Streak, Pitcher	8	games, Dave Freisleben
Most Strikeouts, Pitcher, Game	8	Dave Freisleben vs. San Francisco
		June 21 and vs. Los Angeles Sept. 7 and Brent Strom vs. St. Louis July 15
Longest Team Winning Streak	5	games, June 5-9
Longest Team Losing Streak	7	games, July 9-17
Attendance High, Home Day Game	43,473	vs. Philadelphia, June 13
Attendance High, Home Night Game	50,569	vs. St. Louis, April 24
Attendance High, Road Day Game	47,456	at Cincinnati, August 1
Attendance High, Road Night Game	52,703	at Los Angeles, April 13


BITS ABOUT BATS

Not too much thought is usually given to the baseball bat, but there are a couple of important points to remember.

The newer model cupped bats may have an indentation in the end of the bat up to one inch in depth and may be no wider than two inches and no less than one inch in diameter. The indentation must be curved with no foreign substance added.

If a filled or "doctored" bat is used, the player is to be ejected from the game and suspended for three days. Any balls hit by an illegal bat do not count. If the umpire sees the illegal bat before it is used, he issues a warning, but there is no penalty.

MINOR LEAGUES



MINOR LEAGUE DEPARTMENT

BOB FONTAINE—Vice-President, Player Personnel

MIKE PORT—Minor League Administrator

RICH SCHLENKER—Co-Ordinator of Scouting

FARM CLUB ORGANIZATION

Club	League	Class	Manager	General Manager
Honolulu, Hawaii	Pacific Coast	AAA	Dick Phillips	Fred Whitaker
Amarillo, Tx.	Texas	AA	Dave Campbell	Rick Rizza
Reno, Nev.	California	A	Glenn Ezell	George Basta
Walla Walla, Wa.	Northwest	A	Cliff Ditto	Pat Nelly

WARREN HACKER—Minor League Pitching Instructor

BILLY HERMAN—Minor League Hitting Instructor

SCOUTING STAFF

RICH SCHLENKER , Co-ordinator of Scouting	(415) 689-4303
4027 Poplar Avenue, Concord California 94521	
KEN BRACEY , Eastern Scouting Supervisor	(217) 482-5103
Hillcrest Addition, Mason City, Illinois 62664	
CLIFF DITTO , Scout and Instructor	(213) 927-7190
7720 Finevale, Downey, California 90240	
BOBBY FONTAINE , Western Scouting Supervisor	(714) 283-4494
c/o San Diego Padres, P.O. Box 2000, San Diego, Ca. 92120	
ANDY HARRED , Southwestern Scouting Supervisor	(405) 549-6447
P.O. Box 541, Fletcher, Oklahoma 73541	
AL HEIST , Midwest Scouting Supervisor	(918) 457-5245
Rt. 2, Box 745E, Cockson, Oklahoma 74427	
MARK JUST , Northeastern Scouting Supervisor	(312) 433-6323
416 Dell Lane, Highland Park, Illinois 60035	
DON LEE , Northwestern Scouting Supervisor	(415) 228-3622
5 Corte Lado, Martinez, California 94553	
GUS LOMBARDO , Midwest Scouting Supervisor	(615) 698-3712
4406 Lanoir Circle, Chattanooga, Tennessee 37412	
JIM MARSHALL , Southern Scouting Supervisor	(813) 585-6730
13118 111th Lane, Largo, Florida, 33540	

PADRES LEADING SIGNED DRAFT CHOICES

Year	Round	Name	Position
June 1969	1	Randy Elliott	Outfield-First Base
January 1970	1	John Scott	Outfield
June 1970	1	Mike Ivie	Catcher
January 1971	1	Dave Hilton	Infield
	*1	John Grubb	Outfield
June 1971	1	Jay Franklin	Righthanded Pitcher
January 1972	1	Cliff Butcher	Righthanded Pitcher
	*1	Rich Troedson	Lefthanded Pitcher
June 1972	1	Dave Roberts	Infield
January 1973	1	Dave Wehrmeister	Righthanded Pitcher
June 1973	1	Dave Winfield	Outfield
January 1974	1	Tucker Ashford	Infield
June 1974	1	Bill Almon	Infield
January 1975	1	Gene Richards	Outfield
	*1	Juan Eichelberger	Righthanded Pitcher
June 1975	1	Mike Lentz	Lefthanded Pitcher
January 1976	1	Keith Miller	Catcher
	*1	Bob Shirley	Lefthanded Pitcher
June 1976	1	Bob Owchinko	Lefthanded Pitcher

*Secondary Phase

FREE AGENT DRAFT RULE—A BRIEF SUMMARY: Major League and National Association clubs will meet twice a year for the purpose of drafting free agent player talent . . . Selection of a free agent will entitle a club to the exclusive right of negotiating a contract with that player.

Approximate dates of the draft meetings: Summer (June), and Winter (January).

If a club fails to sign a drafted free agent, its exclusive right to negotiation will expire on a specified date (see below) . . . Such a player then becomes eligible to be selected at a subsequent date in the secondary phase of the draft

Date Selected	Rights Expire
Winter Draft.....	15 days prior to Summer draft
Summer Draft.....	15 days prior to Winter draft

1976 MINOR LEAGUE REVIEW

If the Padres thought the performance of their minor league system was great in 1975 when the club won the Topps Award for the best organization, than how does one begin to explain the feelings towards the 1976 campaign?

The Padres farm clubs won championships in all four leagues headed up by repeat titles by Hawaii in the Pacific Coast League and Reno in the California League. To complete the sweep, Amarillo took the top honors in the Texas League and Walla Walla reigned supreme in the Northwest League.

For the second straight season, the Padres top performer was outfielder Gene Richards, the Padres top draft choice in January, 1975. Making the jump from Class A ball in 1975, Richards led the PCL in hits (173), was third in runs scored (102) and fifth in hitting (.331).

Elsewhere in the system, Don Reynolds and Gene Delyon ran two-three in the Texas League in hitting at .333 and .331, respectively while Vic Bernal was the leader with 19 saves. In the Northwest League, the Padres just missed having the top hitter for the fifth straight season as Broderick Perkins was second with a .355.

HAWAII

Pacific Coast League

(Champions, 77-68)

Name, Pos.	AB	H	HR	RBI	AVG	Name	G	W-L	IP	SO	ERA
Richards, of	533	173	8	59	.331	Dupree	20	4-4	95	60	3.41
Scott, of	517	163	15	82	.315	Reynolds	8	5-1	60	44	3.75
Valentine, of-inf	395	120	13	89	.304	McAllen	25	4-0	68	23	4.10
Fairey, of	294	88	8	57	.299	Freisleben	7	1-2	41	23	4.61
Gaspar, of	564	166	5	49	.294	Johnson	17	7-8	115	73	4.62
Almon, inf	454	132	3	44	.291	Strampe	24	7-7	106	62	4.92
Hilton, inf	475	137	16	77	.288	McSpadden	4	0-1	19	7	5.21
Champion, inf	501	134	9	65	.267	Shirley	13	5-5	81	47	5.22
Stone, c	179	46	4	22	.257	Wehrmeister	23	6-11	112	61	5.79
Roberts, c-inf	366	91	10	53	.249						
Huntz, inf	264	57	6	30	.216						

AMARILLO

Texas League

(Champions, 81-54)

Name, Pos.	AB	H	HR	RBI	AVG	Name	G	W-L	IP	SO	ERA
Reynolds, of	453	151	19	86	.333	Allen	15	7-4	82	33	2.52
Delyon, dh	475	157	8	90	.331	Mura	7	4-2	59	50	2.61
Menees, inf	375	117	4	47	.312	McSpadden	19	10-7	133	67	3.24
Wilhelm, of	495	154	7	76	.311	Owchinko	13	6-2	91	69	3.26
Wittmayer, inf	29	9	0	2	.310	Shirley	16	9-5	111	90	3.31
Stimac, c-of	86	25	3	14	.291	Coe	20	7-3	123	31	3.73
Mitchell, of-inf	519	148	0	57	.285	Bernal	44	5-7	68	55	4.10
Sweet, c	412	116	4	67	.282	Butcher	23	5-1	50	14	4.14
Ashford, inf	519	141	12	67	.272	Alfano	28	3-1	48	36	4.15
Baker, inf	385	104	4	64	.270	Franklin	17	7-5	89	47	4.16
Hamilton, c	433	116	11	70	.268	Gerhardt	24	9-2	115	58	4.62
Craig, of	294	75	4	35	.255	Lentz	11	5-3	51	43	5.47
Alfano, p-of	62	15	0	11	.242	Eichelberger	11	2-6	66	41	5.59
						Stewart	13	2-4	49	29	6.66

RENO

California League

(Champions, 85-62)

Name, Pos.	AB	H	HR	RBI	AVG	Name	G	W-L	IP	SO	ERA
Menees, inf	88	31	0	12	.352	Lee	9	1-1	26	12	3.12
Stimac, c-of	65	20	2	16	.308	Gill	48	6-7	92	67	3.23
Wittmayer, inf	250	76	0	26	.304	Eichelberger	13	6-1	89	77	3.54
Ahu, of	394	110	16	80	.280	Stewart	13	6-1	82	39	4.50
Drake, inf	455	127	9	66	.279	Wilkes	28	13-7	177	111	4.53
Castillo, c	282	69	7	41	.245	Rehn	23	5-2	53	54	5.09
Walls, of	17	4	0	2	.235	Bovee	18	1-2	28	18	5.79
Leisle, inf	148	32	7	26	.216	French	23	6-7	118	65	5.80
Derryberry, of	122	25	2	10	.205	Joseph	10	1-3	33	16	6.82

WALLA WALLA

Northwest League

(Champions, 46-26)

Name, Pos.	AB	H	HR	RBI	AVG	Name	G	W-L	IP	SO	ERA
Perkins, inf	228	81	10	63	.355	Bullock	8	2-0	14	12	1.29
O'Neill, inf	235	69	11	55	.294	Mura	8	7-0	59	68	1.37
Smith, inf	186	54	0	12	.290	French	6	4-2	48	31	2.25
Adams, of	196	56	2	25	.286	Joseph	13	6-4	82	46	2.85
Hertson, inf	131	37	4	18	.282	Keen	12	6-3	71	54	2.92
Derryberry, of	139	39	3	21	.281	Lee	28	5-3	54	49	3.00
Hicks, of	232	62	5	48	.267	Lucas	14	7-3	93	49	3.10
Hallstrom, inf	191	51	3	19	.267	Tellmann	17	3-4	69	46	3.26
Olson, inf	139	34	2	5	.245	Schmidt	12	3-5	67	58	4.57
James, c	98	24	5	17	.245	Maglio	11	1-1	29	17	4.97
Miller, c	130	30	5	25	.231	Garner	4	0-0	8	7	6.75
Walls, of	26	6	1	6	.231	Dupree	9	2-1	25	21	7.20
Beswick, of	112	24	2	8	.214						
Wilborn, of	112	24	2	8	.214						
Black, inf	67	13	2	9	.194						
Bathey, inf	40	7	0	2	.175						
Segrest, c	30	5	0	2	.167						
Spatz, inf	44	4	0	0	.091						

1977 SAN DIEGO PADRES ROSTER

MANAGER: 1—John McNamara

COACHES: 5—Joe Amalfitano, 38—Roger Craig, 4—Bob Skinner, 19—Whitey Wietelmann, 28—Don Williams

No.	Pitchers (19)	B-T	HT.	WT.	Birthdate	Birthplace	Residence	1976 Club	W-L	ERA	G	IP	H	BB	SO	SV
49	ALFANO, Don	L-L	6-2	195	10-1-55	Visalia, CA	Visalia, CA	Amarillo	3-1	4.15	28	48	54	35	36	1
50	COE, Roger	R-L	6-3	190	9-11-52	Cincinnati, OH	Cincinnati, OH	Amarillo	7-3	3.73	20	123	135	46	31	0
43	DUPREE, Mike	R-R	6-0	175	5-29-53	Kansas City, KS	Fresno, CA	PADRES Hawaii	0-0 4-4	9.00 3.41	12 20	16 95	18 90	7 43	5 60	0 1
34	FINGERS, Rollie	R-R	6-4	195	8-25-46	Steubenville, OH	San Diego, CA	Oakland	13-11	2.47	70	135	118	40	113	20
26	FOLKERS, Rich	L-L	6-2	180	10-17-46	Waterloo, IA	Pass-A-Grill, FL	PADRES	2-3	5.25	33	60	67	25	26	0
21	FOSTER, Alan	R-R	6-0	180	12-8-46	Pasadena, CA	Cedar Glen, CA	PADRES	3-6	3.21	26	87	75	35	22	0
14	FREISLEBEN, Dave	R-R	5-11	195	10-31-51	Corapolis, CA	San Diego, CA	Hawaii PADRES	2-3 10-13	4.61 3.51	7 34	41 172	46 163	18 66	23 81	0 1
33	GRIFFIN, Tom	R-R	6-2	200	2-22-48	Los Angeles, CA	Missouri City, TR	Houston PADRES	5-3 4-3	6.00 2.94	20 11	42 70	44 56	37 42	33 36	0 0
40	JOHNSON, Jerry	R-R	6-3	190	12-3-43	Miami, FL	Duarte, CA	Hawaii PADRES	7-8 1-3	4.62 5.31	17 24	115 39	127 39	36 26	73 27	0 0
35	JONES, Randy	R-L	6-0	178	1-12-50	Fullerton, CA	Poway, CA	PADRES	22-14	2.74	40	315	274	50	93	0
32	McALLEN, John	L-L	5-11	175	4-2-52	Maywood, CA	Monterey Park, CA	Hawaii	4-0	4.10	25	68	70	31	23	2
41	McSPADDEN, Galen	L-L	6-1	170	9-4-52	Van Buren, MO	Puxico, MO	Hawaii Amarillo	0-1 10-7	5.21 3.24	4 19	19 133	24 132	6 44	7 67	0 0
36	METZGER, Butch	R-R	6-1	185	5-23-52	Lafayette, IN	Sacramento, CA	PADRES	11-4	2.93	77	123	119	52	89	16
44	OWCHINKO, Bob	L-L	6-2	185	1-1-55	Detroit, MI	Detroit, MI	Amarillo PADRES	6-2 0-2	3.26 18.00	13 2	91 4	86 11	38 3	69 4	0 0
27	SAWYER, Rick	R-R	6-2	200	4-7-48	Bakersfield, CA	Bakersfield, CA	Syracuse PADRES	9-4 5-3	2.75 2.52	19 13	134 82	125 84	38 33	65 32	0 0
48	SPILLNER, Dan	R-R	6-1	190	11-27-51	Casper, WY	Redondo, WA	PADRES	2-11	5.05	32	107	120	55	57	0
22	STROM, Brent	R-L	6-3	190	10-14-48	San Diego, CA	San Diego, CA	PADRES	12-16	3.28	36	211	188	73	103	0
37	TOMLIN, Dave	L-L	6-3	175	6-22-49	Maysville, KY	Manchester, OH	PADRES	0-1	2.84	49	73	62	20	43	0
24	WEHRMEISTER, Dave	R-R	6-4	195	11-9-52	Berwyn, IL	La Grange, IL	PADRES Hawaii	0-4 6-11	7.58 5.79	7 23	19 112	27 137	11 54	10 61	0 0

No. Catchers (3)

WT.

Birthdate

Residence

1976 Club

AVG.

G

AB

H

HR

RBI

SB

No.	Player	B-T	HT.	WT.	Birthdate	Birthplace	Residence	1976 Club	AVG	G	AB	H	HR	RBI	SB
7	DAVIS, Bob	R-R	6-0	180	3-1-52	Pryor, OK	Locust Grove, OK	PADRES	.209	51	179	47	4	22	0
45	STONE, Jerry	S-R	5-11	185	5-6-52	Burbank, CA	Woodland Hills, CA	Hawaii	.257	61	179	46	4	22	0
18	TENACE, Gene	R-R	6-0	190	10-10-46	Russellton, PA	Poway, CA	Oakland	.249	128	417	104	22	66	5
No.	Infielders (7)	B-T	HT.	WT.	Birthdate	Birthplace	Residence	1976 Club	AVG	G	AB	H	HR	RBI	SB
6	ALMON, Bill	R-R	6-3	180	11-21-52	Providence, RI	Warwick, RI	Hawaii	.291	129	454	132	3	44	21
46	ASHFORD, Tucker	R-R	6-1	190	12-4-54	Memphis, TN	Covington, KY	PADRES	.246	14	57	14	1	6	3
10	CHAMPION, Mike	R-R	6-0	180	2-10-55	Montgomery, AL	Santa Ana, CA	Amarillo	.272	132	519	141	12	67	10
11	HERNANDEZ, Enzo	R-R	5-8	150	2-12-49	Valle de Guanape, Venezuela	Puerto La Cruz, Venezuela	PADRES	.600	4	5	3	0	0	2
15	IVIE, Mike	R-R	6-3	200	8-8-52	Decatur, GA	San Diego, CA	PADRES	.267	141	501	134	9	65	3
8	KUBIAK, Ted	S-R	6-0	175	5-12-42	New Brunswick, NJ	Piedmont, CA	PADRES	.237	11	38	9	1	2	0
12	RADER, Doug	R-R	6-3	215	7-30-44	Chicago, IL	Jensen Beach, FL	PADRES	.256	113	340	87	1	24	12
No.	Outfielders (7)	B-T	HT.	WT.	Birthdate	Birthplace	Residence	1976 Club	AVG	G	AB	H	HR	RBI	SB
20	HENDRICK, George	R-R	6-3	195	10-18-49	Los Angeles, CA	Los Angeles, CA	Cleveland	.265	149	551	146	25	81	4
25	MELLENDEZ, Luis	R-R	6-0	165	8-11-49	Aibonito, P.R.	Aibonito, P.R.	St. Louis	.125	20	24	3	0	0	0
17	RETENMUND, Merv	R-R	5-10	190	6-6-43	Flint, MI	Montgomery, OH	PADRES	.244	72	119	29	0	5	1
2	TURNER, Jerry	L-L	5-9	180	1-17-54	Texasarkana, AK	Alexandria, LA	PADRES	.229	86	140	32	2	11	4
13	VALENTINE, Bobby	R-R	5-10	185	5-13-50	Stamford, CT	Stamford, CT	PADRES	.266	105	282	75	5	37	12
23	WILHELM, Jim	R-R	6-3	190	9-20-52	Greenbrae, CA	Belvedere, CA	Hawaii	.304	120	395	120	13	89	9
31	WINFIELD, Dave	R-R	6-6	220	10-3-51	St. Paul, MN	San Diego, CA	PADRES	.367	15	49	18	0	5	0

NUMERICAL ROSTER

- | | | | | |
|----------------------|----------------------|--------------------|--------------------|-----------------|
| 1—McNamara, mgr. | 8—Kubiak, inf | 28—Williams, coach | 36—Metzger, p | 44—Owchinko, p |
| 2—Turner, of | 10—Champion, inf | 31—Winfield, of | 37—Tomlin, p | 45—Stone, c |
| 4—Skinner, coach | 11—Hernandez, inf | 32—McAllen, p | 38—Craig, coach | 46—Ashford, inf |
| 5—Amalfitano, coach | 12—Rader, inf | 33—Griffin, p | 40—Johnson, p | 48—Spillner, p |
| 6—Almon, inf | 13—Valentine, of | 34—Fingers, p | 41—McSpadden, p | 49—Alfano, p |
| 7—B. Davis, c | 14—Freisleben, p | 35—Jones, p | 43—Dupree, p | 50—Coe, p |
| 15—Ivie, inf | 17—Rettenmund, of | 22—Strom, coach | 28—Williams, coach | |
| 17—Tenace, c-inf | 18—Tenace, c-inf | 23—Wilhelm, of | 31—Winfield, of | |
| 19—Wietelmann, coach | 19—Wietelmann, coach | 24—Wehrmeister, p | 32—McAllen, p | |
| 20—Hendrick, of | 20—Hendrick, of | 25—Melendez, of | 33—Griffin, p | |
| 21—Foster, p | 21—Foster, p | 26—Folgers, p | 34—Fingers, p | |
| | | 27—Sawyer, p | 35—Jones, p | |



SAN DIEGO STADIUM

The San Diego Padres play their home games in San Diego Stadium located in the heart of the Mission Valley area in San Diego.

Built at a cost of \$28 million by the people of San Diego, the facility seats 48,460 for baseball with some bleacher seating available for approximately an additional 1,500. With the move to the football configuration, permanent seating approaches the 52,000 mark.

Ground breaking for the natural turf facility was on December 24, 1966 with the official dedication ceremonies on August 30, 1967. The first baseball game in the stadium was on April 5, 1968 between the San Francisco Giants and Cleveland Indians in an exhibition contest at the close of spring training.

Access to the stadium is easy from any number of directions. Passing in front of the stadium is Friars Road. Four major freeways are within minutes of the stadium. From I-15 take the Friars Road West off-ramp or from Highway 163 exit onto Friars Road East. From the west or I-5, take I-8 East and turn off at Stadium Way which leads onto Friars Road or from the east take I-8, exit on I-15 North and then exit immediately to Friars Road West.

PADRES OPENING DAY LINEUPS

- 1969—Rafael Robles, ss; Bobby Pena, 2b; Tony Gonzalez, cf; Ollie Brown, rf; Bill Davis, 1b; Larry Stahl, lf; Ed Spiezio, 3b; Chris Cannizzaro, c; Dick Selma, p.
 Houston 100 000 000—1 5 1
 San Diego 000 011 00x—2 4 0
 WP—Selma LP—Wilson HR—Spiezio
- 1970—Tom Dean, ss; Van Kelly, 3b; Ollie Brown, rf; Nate Colbert, 1b; Clarence Gaston, cf; Jerry Morales, lf; Dave Campbell, 2b; Chris Cannizzaro, c; Pat Dobson, p.
 Atlanta 000 000 111—3 9 2
 San Diego 005 020 01x—8 11 1
 WP—Dobson LP—P. Niekro HR—Colbert, Cepeda
- 1971—Dave Campbell, 2b; Larry Stahl, lf; Clarence Gaston, cf; Nate Colbert, 1b; Ollie Brown, rf; Ed Spiezio, 3b; Chris Cannizzaro, c; Tommy Dean, ss; Tom Phoebus, p.
 San Francisco 110 001 001—4 9 0
 San Diego 000 000 000—0 5 2
 WP—Marichal LP—Phoebus HR—Mays
- 1972—Enzo Hernandez, ss; Derral Thomas, 2b; Leron Lee, lf; Nate Colbert, 1b; Larry Stahl, rf; Jerry Morales, cf; Bob Barton, c; Dave Campbell, 2b; Clay Kirby, p.
 Atlanta 000 020 120—5 9 1
 San Diego 011 040 00x—6 9 0
 WP—Kirby LP—P. Niekro
- 1973—Enzo Hernandez, ss; John Grubb, cf; Leron Lee, lf; Nate Colbert, 1b; Clarence Gaston, rf; Dave Hilton, 3b; Dave Roberts, 2b; Bob Davis, c; Clay Kirby, p.
 Los Angeles 000 010 001 2 8 2
 San Diego 000 001 03x—4 9 2
 WP—Kirby LP—Sutton HR—Ferguson
- 1974—Bobby Tolan, rf; Glenn Beckert, 2b; John Grubb, cf; Willie McCovey, 1b; Nate Colbert, lf; Fred Kendall, c; Dave Hilton, 3b; Enzo Hernandez, ss; Bill Greif, p.
 San Diego 000 000 000—0 6 1
 Los Angeles 003 103 01x—8 15 1
 WP—Sutton LP—Greif HR—Wynn
- 1975—Bobby Tolan, lf; Tito Fuentes, 2b; Dave Winfield, rf; Willie McCovey, 1b; John Grubb, cf; Glenn Beckert, 3b; Randy Hundley, c; Enzo Hernandez, ss; Randy Jones, p.
 San Francisco 000 000 000 2—2 6 0
 San Diego 000 000 000 0—0 8 0
 WP—Barr LP—Folkers
- 1976—John Grubb, lf; Tito Fuentes, 2b; Willie Davis, cf; Dave Winfield, rf; Mike Ivie, 1b; Doug Rader, 3b; Hector Torres, ss; Bob Davis, c; Randy Jones, p.
 Atlanta 000 000 200—2 5 4
 San Diego 100 240 01x—8 11 1
 WP—Jones LP—Morton

THE NATIONAL LEAGUE





ATLANTA BRAVES

Western Division

Address: P.O. Box 4064, Atlanta, Ga. 30302
 Phone Number: (404) 522-7630
 Manager: Dave Bristol
 President: Ted Turner
 PR Director: Bob Hope
 Stadium, Capacity: Atlanta Stadium (52,744)
 1976 Record, Finish: 70-92, 6th in West
 Vs. Padres in 1976: Won 10, Lost 8
 All-Time Record vs. Padres: Won 85, Lost 58
 Vs. Padres in Atlanta: Won 5, Lost 4
 Vs. Padres in San Diego: Won 5, Lost 4
 Hotel in San Diego: Sheraton Harbor Island
 Hotel Phone Number: (714) 291-2900



BRISTOL

Atlanta Batting vs. Padres

1976	AB	H	HR	RBI	AVG.	Lifetime	AB	H	HR	RBI	AVG.
Chaney	57	14	0	5	.246	Chaney	181	43	2	21	.238
Correll	18	1	0	0	.056	Correll	79	12	0	2	.152
Gaston	27	11	2	9	.407	Gaston	46	14	2	9	.304
Gilbreath	52	20	0	5	.385	Gilbreath	98	34	0	27	.347
Henderson	38	8	2	7	.211	Henderson	38	8	2	7	.211
May	26	4	0	4	.154	May	47	10	3	10	.213
Montanez	67	24	1	12	.358	Montanez	289	94	5	44	.325
P. Niekro	9	1	0	0	.111	P. Niekro	82	16	0	4	.195
Office	32	7	1	5	.219	Office	104	26	2	15	.250
Pacioerek	37	9	0	3	.243	Pacioerek	114	31	1	14	.272
Pocoroba	15	3	0	1	.200	Pocoroba	36	8	0	2	.222
Robinson	1	0	0	0	.000	Robinson	86	21	0	6	.244
Royster	62	17	0	7	.274	Royster	84	22	0	8	.262
Wynn	58	13	0	4	.224	Wynn	460	131	20	72	.285

Pitching (1976, Lifetime vs. Padres): Beard (0-1, 2-1), Dal Canton (0-0, 1-2), Devine (1-2, 1-3), LaCorte (0-1, 0-1), Leon (1-1, 5-1), Marshall (0-1, 5-6), Messersmith (1-1, 9-2), Moret (2-0, 2-0), Morton (0-1, 9-6), P. Niekro (2-0, 16-10), Ruthven (3-0, 4-1), Torrealba (0-0, 0-0).

CHICAGO CUBS

Eastern Division



FRANKS

Address: Clark & Addison Sts., Chicago, Ill. 60613
 Phone Number: (312) 281-5050
 Manager: Herman Franks
 President: Phil Wrigley
 PR Director: Buck Peden
 Stadium, Capacity: Wrigley Field (37,741)
 1976 Record, Finish: 75-87, 4th in East
 Vs. Padres in 1976: Won 6, Lost 6
 All-Time Record vs. Padres: Won 62, Lost 34
 Vs. Padres in Chicago: Won 4, Lost 2
 Vs. Padres in San Diego: Won 2, Lost 4
 Hotel in San Diego: Sheraton Harbor Island
 Hotel Phone Number: (714) 291-2900

Chicago Batting vs. Padres

1976	AB	H	HR	RBI	AVG.	Lifetime	AB	H	HR	RBI	AVG.
Biittner	3	1	0	0	.333	Biittner	31	9	0	4	.290
Burris	6	1	0	0	.167	Burris	18	4	0	0	.222
Cardenal	49	16	0	7	.327	Cardenal	302	104	8	45	.344
Kelleher	14	2	0	1	.143	Kelleher	24	3	0	1	.125
LaCock	6	0	0	0	.000	LaCock	39	5	0	1	.128
Madlock	45	9	0	6	.200	Madlock	107	26	1	8	.243
Mitterwald	12	4	0	1	.333	Mitterwald	40	14	1	4	.350
Monday	43	16	2	9	.372	Monday	187	61	9	36	.326
Morales	46	12	1	7	.261	Morales	116	31	1	18	.267
Rosello	26	7	0	2	.269	Rosello	38	10	1	4	.263
Summers	5	1	0	0	.200	Summers	17	3	0	1	.176
Swisher	41	10	1	1	.244	Swisher	68	20	2	5	.294
Trillo	40	14	1	6	.350	Trillo	77	22	1	10	.286
Wallis	7	2	0	1	.286	Wallis	7	2	0	1	.286

Pitching (1976, Lifetime vs. Padres): Bonham (1-2, 1-5), Burris (1-1, 4-2), Garman (0-1, 1-2), Knowles (0-0, 0-1), Renko (1-0, 6-5), P. Reuschel (0-1, 0-1), R. Reuschel (2-1, 6-2), Zamora (0-0, 0-1).



CINCINNATI REDS

Western Division

Address: 100 Riverfront Stadium,
Cincinnati, Ohio 45202
Phone Number: (513) 421-4510
Manager: Sparky Anderson
President: Bob Howsam
PR Director: Jim Ferguson
Stadium, Capacity: Riverfront Stadium (51,786)
1976 Record, Finish: 102-60, 1st in West
Vs. Padres in 1976: Won 13, Lost 5
All-Time Record vs. Padres: Won 86, Lost 58
Vs. Padres in Cincinnati: Won 8, Lost 1
Vs. Padres in San Diego: Won 5, Lost 4
Hotel in San Diego: Town and Country
Hotel Phone Number: (714) 298-7131



ANDERSON

Cincinnati Batting vs. Padres

1976	AB	H	HR	RBI	AVG.	Lifetime	AB	H	HR	RBI	AVG.
Armbrister	10	5	2	4	.500	Armbrister	35	7	2	4	.200
Bailey	16	3	1	2	.188	Bailey	231	58	10	37	.251
Bench	57	12	1	12	.211	Bench	483	135	24	106	.280
Billingham	9	2	0	0	.222	Billingham	67	6	0	1	.090
Concepcion	73	26	1	8	.356	Concepcion	330	80	4	38	.242
Driessen	7	1	0	5	.143	Driessen	124	37	2	22	.298
Flynn	32	7	0	5	.219	Flynn	55	11	0	7	.200
Foster	69	27	4	20	.391	Foster	212	68	8	47	.321
Geronimo	60	19	1	10	.317	Geronimo	264	68	3	35	.258
Griffey	51	20	0	5	.392	Griffey	130	47	0	12	.362
Lum	3	1	1	1	.333	Lum	298	76	9	45	.255
Morgan	42	13	2	9	.310	Morgan	449	125	16	59	.278
Nolan	7	0	0	0	.000	Nolan	45	6	0	0	.133
Perez	69	20	0	14	.290	Perez	488	146	19	92	.299
Plummer	17	2	0	0	.118	Plummer	69	11	0	4	.159
Rose	73	18	0	5	.247	Rose	580	195	6	51	.336

Pitching (1976, Lifetime vs. Padres): Alcalá (2-1, 2-1), Billingham (2-1, 18-7), Borbon (0-0, 0-4), Eastwick (0-0, 0-0), McEnaney (0-1, 2-2), Nolan (1-2, 8-8), Norman (2-0, 6-2), Sarmiento (1-0, 1-0), Zachry (4-0, 4-0).

HOUSTON ASTROS

Western Division



VIRDON

Address: P.O. Box 288, Houston, Texas 77001
Phone Number: (713) 748-4500
Manager: Bill Virdon
General Manager: Tal Smith
PR Director: Donald Davidson
Stadium, Capacity: Astrodome (45,000)
1976 Record, Finish: 80-82, 3rd in West
Vs. Padres in 1976: Won 10, Lost 8
All-Time Record vs. Padres: Won 86, Lost 54
Vs. Padres in Houston: Won 7, Lost 3
Vs. Padres in San Diego: Won 3, Lost 5
Hotel in San Diego: Town and Country
Hotel Phone Number: (714) 298-7131

Houston Batting vs. Padres

1976	AB	H	HR	RBI	AVG.	Lifetime	AB	H	HR	RBI	AVG.
Andrews	36	8	0	3	.222	Andrews	64	16	0	5	.250
Boswell	14	5	0	3	.357	Boswell	144	36	0	13	.250
Cabell	66	18	0	2	.273	Cabell	101	30	0	6	.297
Cedeno	66	17	3	13	.258	Cedeno	409	104	9	51	.254
Cruz	47	15	0	2	.319	Cruz	154	43	2	15	.279
Dierker	6	0	0	1	.000	Dierker	53	11	0	3	.208
Gross	58	20	0	3	.345	Gross	169	58	0	13	.343
Herrmann	31	9	0	2	.290	Herrmann	31	9	0	2	.290
Howard	13	2	0	0	.154	Howard	78	16	1	2	.205
Johnson	35	8	1	8	.229	Johnson	95	21	3	12	.221
Jutze	3	1	0	1	.333	Jutze	58	15	0	3	.259
Metzger	55	10	0	1	.182	Metzger	341	75	0	20	.220
Milbourne	18	6	0	1	.333	Milbourne	71	18	0	5	.254
Roberts	21	9	0	3	.429	Roberts	50	15	0	6	.300
Taveras	10	3	0	0	.300	Taveras	10	3	0	0	.300
Watson	65	24	3	14	.369	Watson	357	130	16	71	.364

Pitching (1976, Lifetime vs. Padres): Andujar (0-3, 0-3), Cosgrove (0-0, 1-1), Dierker (1-2, 12-6), Forsch (0-0, 7-2), Lemongello (1-0, 1-0), McLaughlin (1-1, 1-1), J. Niekro (2-0, 3-1), Richard (3-2, 7-2).



LOS ANGELES DODGERS

Western Division

Address: 1000 Elysian Park Ave.,
 Los Angeles, Ca. 90012
 Phone Number: (213) 224-1500
 Manager: Tom Lasorda
 President: Peter O'Malley
 PR Director: Steve Brener
 Stadium, Capacity: Dodger Stadium (56,000)
 1976 Record, Finish: 92-70, 2nd in West
 Vs. Padres in 1976: Won 6, Lost 12
 All-Time Record vs. Padres: Won 91, Lost 53
 Vs. Padres in Los Angeles: Won 3, Lost 6
 Vs. Padres in San Diego: Won 3, Lost 6
 Hotel in San Diego: Town and Country
 Hotel Phone Number: (714) 298-7131



LASORDA

Los Angeles Batting vs. Padres

1976	AB	H	HR	RBI	AVG.	Lifetime	AB	H	HR	RBI	AVG.
Auerbach	6	2	0	0	.333	Auerbach	33	6	0	0	.182
Baker	28	6	0	2	.214	Baker	267	71	9	46	.266
Buckner	66	13	1	7	.197	Buckner	298	82	4	34	.275
Cey	62	11	0	5	.177	Cey	251	69	8	56	.275
Garvey	67	15	2	6	.224	Garvey	326	105	10	50	.322
Goodson	11	3	0	0	.273	Goodson	118	34	4	25	.288
Hale	9	2	0	1	.222	Hale	26	6	0	3	.231
Lacy	50	15	0	4	.300	Lacy	147	44	0	11	.299
Lopes	40	13	0	2	.325	Lopes	249	68	3	17	.273
Rodriguez	9	3	0	2	.333	Rodriguez	9	3	0	2	.333
Russell	64	19	0	4	.297	Russell	334	89	2	26	.266
Simpson	9	2	0	0	.222	Simpson	9	2	0	0	.222
Sizemore	23	5	0	1	.217	Sizemore	257	60	0	20	.233
Smith	41	7	0	1	.171	Smith	115	34	5	24	.296
Sutton	8	0	0	0	.000	Sutton	88	13	0	3	.148
Yeager	43	13	4	10	.302	Yeager	194	47	10	31	.242

Pitching (1976, Lifetime vs. Padres): Downing (0-0, 7-1), Hooton (0-3, 3-7), Hough (0-0, 2-0), John (1-2, 5-5), Lewallyn (1-0, 1-0), Rau (2-2, 5-3), Rhoden (1-0, 4-0), Sosa (0-2, 3-6), Sutton (1-3, 18-12), Wall (0-0, 0-0).

MONTREAL EXPOS

Eastern Division



Address: P.O. Box 500, Station R,
 Montreal H2S 367, Quebec, Canada
 Phone Number: (514) 273-0433
 Manager: Dick Williams
 President: John McHale
 General Manager: Charlie Fox
 PR Director: Larry Chiasson
 Stadium, Capacity: Jarry Park (28,000)
 1976 Record, Finish: 55-107, 6th in East
 Vs. Padres in 1976: Won 4, Lost 8
 All-Time Record vs. Padres: Won 46, Lost 49
 Vs. Padres in Montreal: Won 1, Lost 5
 Vs. Padres in San Diego: Won 3, Lost 3
 Hotel in San Diego: Sheraton Harbor Island
 Hotel Phone Number: (714) 291-2900



WILLIAMS

Montreal Batting vs. Padres

1976	AB	H	HR	RBI	AVG.	Lifetime	AB	H	HR	RBI	AVG.
Carter	33	5	0	3	.152	Carter	75	15	0	7	.200
Cromartie	14	3	0	2	.214	Cromartie	14	3	0	2	.214
Foli	47	11	0	1	.234	Foli	215	49	0	15	.228
Foote	18	4	1	2	.222	Foote	79	18	3	10	.228
Garrett	39	9	0	0	.231	Garrett	235	54	5	18	.230
Jorgensen	19	3	0	0	.158	Jorgensen	127	25	3	17	.197
Mackanin	21	3	1	1	.143	Mackanin	53	10	2	5	.189
Morales	10	3	0	3	.300	Morales	28	11	0	5	.393
Parrish	41	11	0	1	.268	Parrish	80	24	0	7	.300
Rivera	18	5	0	3	.278	Rivera	18	5	0	3	.278
Roenicke	13	5	1	2	.385	Roenicke	13	5	1	2	.385
Thornton	24	4	0	4	.167	Thornton	77	13	1	8	.169
Unser	39	6	0	0	.154	Unser	143	41	2	29	.287
Valentine	25	6	0	3	.240	Valentine	25	6	0	3	.240
White	21	4	1	3	.190	White	21	4	1	3	.190
Williams	35	11	5	15	.314	Williams	215	52	10	31	.242

Pitching (1976, Lifetime vs. Padres): Carrithers (0-2, 5-2), Dunning (0-1, 0-1), Fryman (0-1, 4-5), Granger (0-0, 1-6), Murray (1-0, 1-0), Rogers (2-1, 5-3), Scherman (0-0, 1-1), Stanhouse (1-1, 1-1), Taylor (0-0, 1-0), Warthen (0-1, 0-3).



NEW YORK METS

Eastern Division

Address: Shea Stadium, Flushing, New York 11368
 Phone Number: (212) 672-2000
 Manager: Joe Frazier
 President: M. Donald Grant
 General Manager: Joe McDonald
 PR Director: Art Richman
 Stadium, Capacity: Shea Stadium (55,300)
 1976 Record, Finish: 86-76, 3rd in East
 Vs. Padres in 1976: Won 7, Lost 5
 All-Time Record vs. Padres: Won 60, Lost 36
 Vs. Padres in New York: Won 4, Lost 2
 Vs. Padres in San Diego: Won 3, Lost 3
 Hotel in San Deigo: Sheraton Harbor Island
 Hotel Phone Number: (714) 291-2900



FRAZIER

New York Batting vs. Padres

1976	AB	H	HR	RBI	AVG.	Lifetime	AB	H	HR	RBI	AVG.
Boisclair	17	4	0	1	.235	Boisclair	17	4	0	1	.235
Dwyer	8	0	0	0	.000	Dwyer	21	2	0	2	.095
Harrelson	23	7	0	4	.304	Harrelson	220	54	0	27	.245
Hodges	11	2	0	0	.182	Hodges	30	11	2	7	.367
Kingman	27	7	3	7	.259	Kingman	194	42	8	30	.216
Koosman	9	2	0	3	.222	Koosman	42	6	0	4	.143
Kranepool	15	2	0	2	.133	Kranepool	172	46	4	24	.267
Mangual	19	2	0	0	.105	Mangual	63	8	0	0	.127
Millan	50	13	0	2	.260	Millan	437	132	2	29	.302
Milner	26	5	0	3	.192	Milner	142	30	4	23	.211
Phillips	6	0	0	0	.000	Phillips	102	26	2	10	.255
Seaver	6	0	0	0	.000	Seaver	72	14	0	5	.194
Staiger	26	8	0	1	.308	Staiger	26	8	0	1	.308
Torre	39	12	0	2	.308	Torre	332	98	11	50	.295
Vail	20	3	0	3	.150	Vail	34	12	0	4	.353

Pitching (1976, Lifetime vs. Padres): Apodaca (0-0, 0-1), Koosman (3-0, 10-8), Lockwood (0-0, 1-0), Lolich (1-1, 1-1), Matlack (3-0, 7-3), Seaver (0-3, 18-4), Swan (0-1, 0-1).

PHILADELPHIA PHILLIES

Eastern Division



OZARK

Address: Broad & Pattison, Philadelphia, Pa. 19148
 Phone Number: (215) 463-6000
 Manager: Danny Ozark
 President: R. R. Carpenter, III
 PR Director: Larry Shenk
 Stadium, Capacity: Veterans Stadium (58,681)
 1976 Record, Finish: 101-61, 1st in East
 Vs. Padres in 1976: Won 8, Lost 4
 All-Time Record vs. Padres: Won 56, Lost 40
 Vs. Padres in Philadelphia: Won 5, Lost 1
 Vs. Padres in San Diego: Won 3, Lost 3
 Hotel in San Diego: Town and Country
 Hotel Phone Number: (714) 298-7131

Philadelphia Batting vs. Padres

1976	AB	H	HR	RBI	AVG.	Lifetime	AB	H	HR	RBI	AVG.
Boone	29	9	1	3	.310	Boone	121	36	2	22	.298
Bowa	45	9	0	0	.200	Bowa	278	74	0	13	.266
Brown	15	2	0	0	.133	Brown	52	11	1	3	.212
Carlton	8	1	0	1	.125	Carlton	59	10	0	3	.169
Harmon	8	2	0	0	.250	Harmon	104	27	0	11	.260
Hutton	10	5	1	5	.500	Hutton	88	26	1	15	.295
Johnstone	28	10	1	7	.357	Johnstone	68	27	2	14	.397
Luzinski	41	10	0	5	.244	Luzinski	194	57	7	33	.294
Maddox	44	13	1	6	.295	Maddox	248	61	4	27	.246
Oates	6	1	0	1	.167	Oates	96	26	0	6	.271
Schmidt	42	13	2	6	.310	Schmidt	148	47	12	30	.318
Tolan	14	2	0	1	.143	Tolan	260	65	5	31	.250

Pitching (1976, Lifetime vs. Padres): Carlton (2-1, 11-11), Christenson (0-1, 1-1), Garber (0-0, 0-0), Kaat (3-1, 3-1), Lonborg (1-1, 6-2), McGraw (0-0, 3-3), Reed (1-0, 12-5), Schueler (0-0, 2-3), Twitchell (0-0, 4-1), Underwood (2-0, 3-0).



PITTSBURGH PIRATES

Eastern Division

Address: Three Rivers Stadium,
Pittsburgh, Pa. 15212
Phone Number: (412) 323-1000
Manager: Chuck Tanner
President: Daniel Galbreath
General Manager: Harding Peterson
PR Director: Bill Guilfoile
Stadium, Capacity: Three Rivers (50,230)
1976 Record, Finish: 86-76, 2nd in East
Vs. Padres in 1976: Won 7, Lost 5
All-Time Record vs. Padres: Won 67, Lost 29
Vs. Padres in Pittsburgh: Won 4, Lost 2
Vs. Padres in San Diego: Won 3, Lost 3
Hotel in San Diego: Sheraton Harbor Island
Hotel Phone Number: (714) 291-2900



TANNER

Pittsburgh Batting vs. Padres

1976	AB	H	HR	RBI	AVG.	Lifetime	AB	H	HR	RBI	AVG.
Dyer	11	0	0	0	.000	Dyer	79	16	2	7	.203
Helms	3	2	0	0	.667	Helms	353	86	1	36	.244
Kirkpatrick	11	2	0	1	.182	Kirkpatrick	40	10	3	8	.250
Mendoza	9	1	0	2	.111	Mendoza	33	5	0	2	.152
Moreno	14	2	0	0	.143	Moreno	14	2	0	0	.143
Oliver	17	5	1	2	.294	Oliver	319	98	4	35	.307
Parker	50	16	4	11	.320	Parker	110	34	5	14	.309
Robertson	14	5	0	1	.357	Robertson	170	46	10	31	.271
Robinson	27	6	3	4	.222	Robinson	115	29	10	20	.252
Stargell	32	9	0	4	.281	Stargell	327	108	29	86	.330
Stennett	53	14	1	5	.264	Stennett	214	67	7	31	.313
Taveras	34	7	0	0	.206	Taveras	89	23	0	5	.258
Zisk	46	16	3	10	.348	Zisk	137	43	4	26	.314

Pitching (1976, Lifetime vs. Padres): Candelaria (1-2, 2-2), Demery (1-0, 2-1), Guisti (0-0, 2-2), Hernandez (0-1, 2-1), Kison (2-0, 5-2), Medich (0-1, 0-1), Reuss (2-0, 9-3), Rooker (1-1, 6-1), Tekulve (0-0, 1-1).

ST. LOUIS CARDINALS

Eastern Division



CARDINALS

Address: 250 Stadium Plaza, St. Louis, Mo. 63102
Phone Number: (314) 421-3060
Manager: Vern Rapp
President: August Busch
General Manager: Bing Devine
PR Director: Jerry Lovelace
Stadium, Capacity: Busch Memorial (50,100)
1976 Record, Finish: 72-90, 5th in East
Vs. Padres in 1976: Won 8, Lost 4
All-Time Record vs. Padres: Won 63, Lost 33
Vs. Padres in St. Louis: Won 4, Lost 2
Vs. Padres in San Diego: Won 4, Lost 2
Hotel in San Diego: Sheraton Harbor Island
Hotel Phone Number: (714) 291-2900



RAPP

St. Louis Batting vs. Padres

1976	AB	H	HR	RBI	AVG.	Lifetime	AB	H	HR	RBI	AVG.
Anderson	25	9	0	3	.360	Anderson	91	24	3	10	.264
Brock	40	17	1	9	.425	Brock	376	136	4	38	.362
Crawford	15	4	1	3	.267	Crawford	265	78	15	45	.294
Cruz	39	8	2	8	.205	Cruz	39	8	2	8	.205
Fairly	5	1	0	0	.200	Fairly	231	72	10	37	.312
Ferguson	44	11	1	4	.250	Ferguson	172	38	6	22	.221
Harris	13	1	0	0	.000	Harris	28	5	0	0	.179
Hernandez	18	4	0	5	.222	Hernandez	37	7	0	8	.189
Kessinger	41	12	0	3	.293	Kessinger	328	84	0	29	.256
McBride	39	7	0	2	.179	McBride	90	19	0	6	.211
Mumphrey	17	5	0	1	.294	Mumphrey	17	5	0	1	.294
Simmons	37	11	1	9	.297	Simmons	287	83	9	53	.289
Templeton	14	4	0	1	.286	Templeton	14	4	0	1	.286
Tyson	21	8	0	1	.381	Tyson	122	35	0	14	.287

Pitching (1976, Lifetime vs. Padres): Curtis (2-0, 4-2), Denny (2-1, 2-1), Falcone (2-0, 4-0), Forsch (1-0, 3-0), Hrabosky (0-0, 3-1), McGlothen (1-0, 4-0), Rasmussen (0-1, .1-1).



SAN FRANCISCO GIANTS

Western Division

Address: Candlestick Park,
 San Francisco, Ca. 94124
 Phone Number: (415) 467-8000
 Manager: Joe Altobelli
 President: Bob Lurie
 PR Director: Pat Gallagher
 Stadium, Capacity: Candlestick Park (58,000)
 1976 Record, Finish: 74-88, 4th in West
 Vs. Padres in 1976: Won 10, Lost 8
 All-Time Record vs. Padres: Won 86, Lost 54
 Vs. Padres in San Francisco: Won 6, Lost 3
 Vs. Padres in San Diego: Won 4, Lost 5
 Hotel in San Diego: Town and Country
 Hotel Phone Number: (714) 298-7131



ALTOBELLI

San Francisco Batting vs. Padres

1976	AB	H	HR	RBI	AVG.	Lifetime	AB	H	HR	RBI	AVG.
Adams	4	1	0	1	.250	Adams	8	2	0	1	.250
Alexander	24	4	1	1	.167	Alexander	27	4	1	1	.148
Arnold	3	1	0	0	.333	Arnold	46	9	0	2	.196
Barr	9	1	0	1	.111	Barr	28	5	0	3	.171
Clark	22	3	0	1	.136	Clark	35	6	0	3	.171
Evans	42	11	2	10	.262	Evans	297	84	16	45	.283
Herndon	34	11	0	1	.324	Herndon	34	11	0	1	.324
Hill	13	2	0	1	.154	Hill	27	7	0	1	.259
LeMaster	12	2	0	1	.167	LeMaster	24	3	0	1	.125
Murcer	61	12	4	12	.197	Murcer	121	29	5	20	.240
Ontiveros	6	1	0	0	.167	Ontiveros	77	22	2	10	.286
Perez	49	12	0	4	.245	Perez	294	77	3	35	.262
Rader	7	1	0	0	.143	Rader	157	41	1	17	.261
Reitz	69	20	1	11	.290	Reitz	182	53	3	20	.291
Sadek	16	4	0	2	.250	Sadek	42	9	0	4	.214
Speier	51	9	0	1	.176	Speier	333	93	4	35	.279
Thomas	33	10	0	3	.303	Thomas	100	28	0	11	.280
Thomasson	40	11	2	9	.275	Thomasson	144	38	2	14	.264

Pitching (1976, Lifetime vs. Padres): Barr (2-1, 3-6), Caldwell (0-0, 2-4), Dressler (0-2, 1-2), Halicki (0-1, 0-2), Heaverlo (2-0, 2-0), Lavelle (1-1, 1-3), Moffitt (1-1, 2-1), Montefusco (2-1, 5-1), Riccelli (1-0, 1-0), Williams (1-0, 1-1).

PADRES VS. OPPOSING CLUBS

WESTERN DIVISION

ATLANTA

1969—H	3-6	1973—H	3-6
A	2-7	A	3-6
1970—H	5-4	1974—H	0-9
A	4-5	A	1-8
1971—H	4-5	1975—H	4-5
A	3-6	A	7-2
1972—H	5-3	1976—H	4-5
A	6-3	A	4-5

Padres 58, Braves 85

CINCINNATI

1969—H	4-5	1973—H	2-7
A	3-6	A	3-6
1970—H	6-3	1974—H	4-5
A	4-5	A	2-7
1971—H	5-4	1975—H	4-5
A	3-6	A	3-6
1972—H	5-4	1976—H	4-5
A	5-4	A	1-8

Padres 58, Reds 86

HOUSTON

1969—H	7-2	1973—H	5-4
A	1-8	A	3-6
1970—H	2-7	1974—H	4-5
A	2-7	A	3-6
1971—H	3-6	1975—H	4-5
A	5-4	A	5-4
1972—H	1-8	1976—H	5-3
A	1-4	A	3-7

Padres 54, Astros 86

LOS ANGELES

1969—H	5-4	1973—H	2-7
A	1-8	A	7-2
1970—H	4-5	1974—H	1-8
A	3-6	A	1-8
1971—H	0-9	1975—H	4-5
A	5-4	A	3-6
1972—H	2-7	1976—H	6-3
A	3-6	A	6-3

Padres 53, Dodgers 91

SAN FRANCISCO

1969—H	2-7	1973—H	4-5
A	4-5	A	3-6
1970—H	2-7	1974—H	7-2
A	3-6	A	4-5
1971—H	4-5	1975—H	5-4
A	1-8	A	3-6
1972—H	3-6	1976—H	5-4
A	1-4	A	3-6

Padres 54, Giants 86

EASTERN DIVISION

CHICAGO

1969—H	1-5	1973—H	3-3
A	0-6	A	2-4
1970—H	1-5	1974—H	2-4
A	2-4	A	4-2
1971—H	3-3	1975—H	4-2
A	0-6	A	3-3
1972—H	1-5	1976—H	4-2
A	2-4	A	2-4

Padres 34, Cubs 62

MONTREAL

1969—H	3-3	1973—H	3-3
A	5-1	A	2-4
1970—H	3-3	1974—H	4-2
A	3-3	A	2-4
1971—H	2-4	1975—H	2-4
A	3-2	A	3-3
1972—H	3-3	1976—H	3-3
A	3-3	A	5-1

Padres 49, Expos 46

NEW YORK

1969—H	0-6	1973—H	4-2
A	1-5	A	0-6
1970—H	3-3	1974—H	3-3
A	3-3	A	3-3
1971—H	3-3	1975—H	1-5
A	2-4	A	3-3
1972—H	1-5	1976—H	3-3
A	4-2	A	2-4

Padres 36, Mets 60

PHILADELPHIA

1969—H	1-5	1973—H	2-4
A	3-3	A	1-5
1970—H	0-6	1974—H	5-1
A	3-3	A	2-4
1971—H	4-2	1975—H	4-2
A	4-2	A	1-5
1972—H	2-4	1976—H	3-3
A	4-2	A	1-5

Padres 40, Phillies 56

ST. LOUIS

1969—H	2-4	1973—H	1-5
A	2-4	A	3-3
1970—H	1-5	1974—H	4-2
A	3-3	A	1-5
1971—H	2-4	1975—H	3-3
A	2-4	A	1-5
1972—H	3-3	1976—H	2-4
A	1-5	A	2-4

Padres 33, Cardinals 63

PITTSBURGH

1969—H	0-6	1973—H	2-4
A	2-4	A	2-4
1970—H	4-2	1974—H	2-4
A	2-4	A	1-5
1971—H	3-3	1975—H	3-3
A	0-6	A	1-5
1972—H	0-6	1976—H	3-3
A	2-4	A	2-4

Padres 29, Pirates 67

ALL-TIME BREAKDOWN

Vs. Eastern Division:	221-354
Vs. Western Division:	277-434
Vs. East at Home:	116-172
Vs. West at Home:	149-209
Vs. East on Road:	105-182
Vs. West on Road:	128-225

1977 DAY-BY-DAY SCHEDULE

DAY	DATE	OPPONENT	SD	OPP	W-L	RECORD	ATTEND.
Wed	April 6	at Cincinnati
Fri	April 8	at Cincinnati
Sat	April 9	at Cincinnati
Sun	April 10	at Cincinnati
Tues	April 12	San Francisco
Wed	April 13	San Francisco
Thurs	April 14	San Francisco
Fri	April 15	Cincinnati
Sat	April 16	Cincinnati
Sun	April 17	Cincinnati
Mon	April 18	at Atlanta
Tues	April 19	at Atlanta
Wed	April 20	at Atlanta
Fri	April 22	at Houston
Sat	April 23	at Houston (2)
Sun	April 24	at Houston
Mon	April 25	Los Angeles
Tues	April 26	Los Angeles
Wed	April 27	Los Angeles
Thurs	April 28	Los Angeles
Fri	April 29	New York
Sat	April 30	New York
Sun	May 1	New York
Mon	May 2	Philadelphia
Tues	May 3	Philadelphia
Wed	May 4	Philadelphia
Thurs	May 5	Philadelphia
Fri	May 6	Montreal
Sat	May 7	Montreal
Sun	May 8	Montreal (2)
Tues	May 10	at New York
Wed	May 11	at New York
Thurs	May 12	at New York
Fri	May 13	at Philadelphia
Sat	May 14	at Philadelphia
Sun	May 15	at Philadelphia
Mon	May 16	at Chicago
Tues	May 17	at Chicago
Thurs	May 19	at Montreal
Fri	May 20	at Montreal
Sat	May 21	at Montreal
Sun	May 22	at Montreal
Mon	May 23	Atlanta
Tues	May 24	Atlanta
Wed	May 25	Atlanta
Thurs	May 26	Atlanta
Fri	May 27	Houston
Sat	May 28	Houston
Sun	May 29	Houston
Mon	May 30	at San Francisco (2)
Tues	May 31	at San Francisco
Wed	June 1	at San Francisco
Fri	June 3	at Los Angeles
Sat	June 4	at Los Angeles
Sun	June 5	at Los Angeles
Mon	June 6	at St. Louis St.
Tues	June 7	at St. Louis
Wed	June 8	at St. Louis
Fri	June 10	at Pittsburgh
Sat	June 11	at Pittsburgh
Sun	June 12	at Pittsburgh (2)
Tues	June 14	Chicago
Wed	June 15	Chicago
Thurs	June 16	Chicago
Fri	June 17	St. Louis
Sat	June 18	St. Louis
Sun	June 19	St. Louis
Mon	June 20	Pittsburgh
Tues	June 21	Pittsburgh
Wed	June 22	Pittsburgh
Fri	June 24	at Atlanta
Sat	June 25	at Atlanta

DAY	DATE	OPPONENT	SD	OPP	W-L	RECORD	ATTEND.
Sun	June 26	at Atlanta
Mon	June 27	at Houston
Tues	June 28	at Houston
Wed	June 29	at Houston
Fri	July 1	Cincinnati
Sat	July 2	Cincinnati
Sun	July 3	Cincinnati
Mon	July 4	Houston
Tues	July 5	Houston
Wed	July 6	at San Francisco
Thurs	July 7	at San Francisco
Fri	July 8	at Los Angeles
Sat	July 9	at Los Angeles
Sun	July 10	at Los Angeles (2)
Mon	July 11	San Francisco
Tues	July 12	San Francisco
Wed	July 13	San Francisco
Fri	July 15	Los Angeles
Sat	July 16	Los Angeles
Sun	July 17	Los Angeles
Tues	July 19	All-Star Game at New York (A.L.)
Thurs	July 21	New York
Fri	July 22	New York
Sat	July 23	New York
Sun	July 24	Philadelphia
Mon	July 25	Philadelphia
Tues	July 26	Montreal
Wed	July 27	Montreal
Fri	July 29	at New York
Sat	July 30	at New York
Sun	July 31	at New York
Tues	Aug 2	at Philadelphia
Wed	Aug 3	at Philadelphia
Thurs	Aug 4	at Philadelphia
Fri	Aug 5	at Chicago
Sat	Aug 6	at Chicago
Sun	Aug 7	at Chicago (2)
Mon	Aug 8	at Montreal
Tues	Aug 9	at Montreal
Wed	Aug 10	Atlanta (2)
Thurs	Aug 11	Atlanta
Fri	Aug 12	Houston
Sun	Aug 14	Houston
Mon	Aug 15	at Cincinnati
Tues	Aug 16	at Cincinnati
Wed	Aug 17	at Cincinnati
Fri	Aug 19	at St. Louis
Sat	Aug 20	at St. Louis
Sun	Aug 21	at St. Louis
Mon	Aug 22	at Pittsburgh
Tues	Aug 23	at Pittsburgh
Fri	Aug 26	Pittsburgh
Sat	Aug 27	Pittsburgh
Sun	Aug 28	Pittsburgh
Mon	Aug 29	St. Louis
Tues	Aug 30	St. Louis
Wed	Aug 31	St. Louis
Fri	Sept 1	Chicago
Sat	Sept 2	Chicago
Sun	Sept 3	Chicago
Mon	Sept 5	Los Angeles
Tues	Sept 6	Los Angeles
Wed	Sept 7	at Houston
Thurs	Sept 8	at Houston
Fri	Sept 9	at Atlanta
Sat	Sept 10	at Atlanta
Sun	Sept 11	at Atlanta
Mon	Sept 12	at Los Angeles
Tues	Sept 13	at Los Angeles
Wed	Sept 14	Atlanta
Thurs	Sept 15	Atlanta
Fri	Sept 16	Houston
Sat	Sept 17	Houston
Mon	Sept 19	Cincinnati
Tues	Sept 20	Cincinnati
Wed	Sept 21	Cincinnati
Fri	Sept 23	San Francisco
Sat	Sept 24	San Francisco
Sun	Sept 25	San Francisco
Tues	Sept 27	at Cincinnati
Wed	Sept 28	at Cincinnati
Fri	Sept 30	at San Francisco
Sat	Oct 1	at San Francisco
Sun	Oct 2	at San Francisco



RANDY JONES



BUTCH METZGER

1976 MAJOR BASEBALL AWARDS

- Major League Manager of the Year—Danny Ozark (TSN), Whitey Herzog (BB)
 N.L. Manager of the Year—Danny Ozark (AP, UPI), Bill Virdon (BB)
 A.L. Manager of the Year—Whitey Herzog (UPI, BB), Billy Martin (AP)
 Major League Player of the Year—Joe Morgan (TSN, BD, BB)
 N.L. Player of the Year—George Foster (TSN), Joe Morgan (BB)
 A.L. Player of the Year—Thurman Munson (TSN), George Brett (BB)
 N.L. Most Valuable Player—Joe Morgan (BBWAA)
 A.L. Most Valuable Player—Thurman Munson (BBWAA)
 Major League Pitcher of the Year—Mark Fidrych (BB)
 N.L. Cy Young Award—Randy Jones (BBWAA)
 A.L. Cy Young Awards—Jim Palmer (BBWAA)
 N.L. Pitcher of the Year—Randy Jones (TSN, BB)
 A.L. Pitcher of the Year—Jim Palmer (TSN), Mark Fidrych (BB)
 Major League Rookie of the Year—Mark Fidrych (BB)
 N.L. Rookie of the Year—Butch Metzger, Pat Zachry (BBWAA); Metzger (BB) and Larry Herndon (TSN)
 A.L. Rookie of the Year—Mark Fidrych (BBWAA, BB); Butch Wynegar (TSN)
 N.L. Rookie Pitcher of the Year—Butch Metzger (TSN)
 A.L. Rookie Pitcher of the Year—Mark Fidrych (TSN)
 Major League Comeback Player of the Year—Tommy John (BB)
 N.L. Comeback Player of the Year—Tommy John (UPI, BB)
 A.L. Comeback Player of the Year—Dock Ellis (UPI, BB)
 N.L. Fireman of the Year—Rawly Eastwick (TSN)
 A.L. Fireman of the Year—Bill Campbell (TSN)
 World Series Most Valuable Player—Johnny Bench (Sport Magazine)
 All-Star Game Most Valuable Player—George Foster (Commissioner's Office)

Major League All-Star Team

- First Base—Rod Carew (AP, BB), Steve Garvey (BB)
 Second Base—Joe Morgan (AP, BB)
 Third Base—George Brett (AP), Bill Madlock (BB)
 Shortstop—Dave Concepcion (AP, BB)
 Outfield—George Foster (AP, BB), Mickey Rivers (AP, BB), Ken Griffey (AP), Reggie Jackson (BB)
 Catcher—Thurman Munson (AP, BB)
 Righthanded Pitcher—Jim Palmer (AP), Mark Fidrych (BB)
 Lefthanded Pitcher—Randy Jones (AP, BB)
 Relief Pitcher—Rawly Eastwick (BB)

National League All-Star Team

- First Base—Steve Garvey (UPI, BB), Willie Montanez (TSN)
 Second Base—Joe Morgan (TSN, UPI, BB)
 Third Base—Mike Schmidt (TSN), Pete Rose (UPI), Bill Madlock (BB)
 Shortstop—Dave Concepcion (TSN, UPI, BB)
 Outfield—George Foster (TSN, UPI, BB), Ken Griffey (TSN, UPI, BB), Garry Maddox (UPI, BB) and Cesar Cedeno (TSN)
 Catcher—Bob Boone (TSN, UPI), Ted Simmons (BB)
 Righthanded Pitcher—Don Sutton (TSN, BB)
 Lefthanded Pitcher—Randy Jones (TSN, BB)

KEY

- BBWAA—Baseball Writers Association of America
 TSN—The Sporting News
 AP—Associated Press
 UPI—United Press International
 BB—Baseball Bulletin

1976 IN REVIEW



1976 FINAL STANDINGS

EASTERN DIVISION

Club	Won	Lost	Pct.	GB	Phil	Pitt	NY	Chi	StL	Mtl	Atl	Cin	Hou	LA	SD	SF
Phila.	101	61	.623	-----	----	8	13	10	12	15	7	7	8	7	8	6
Pittsburgh	92	70	.568	9	10	----	8	10	12	10	9	4	10	3	7	9
New York	86	76	.531	15	5	10	----	13	9	10	8	6	6	5	7	7
Chicago	75	87	.463	26	8	8	5	----	12	11	6	3	5	3	6	8
St. Louis	72	90	.444	29	6	6	9	6	----	11	8	6	3	2	8	7
Montreal	55	107	.340	46	3	8	8	7	7	----	4	3	2	2	4	7

WESTERN DIVISION

Club	Won	Lost	Pct.	GB	Cin	LA	Hou	SF	SD	Atl	Chi	Mtl	NY	Phil	Pitt	StL
Cincinnati	102	60	.630	----	----	13	12	9	13	12	9	9	6	5	8	6
L.A.	92	70	.568	10	5	----	13	8	6	10	9	10	7	5	9	10
Houston	80	82	.494	22	6	5	----	10	10	11	7	10	6	4	2	9
S.F.	74	88	.457	28	9	10	8	----	10	9	4	5	5	6	3	5
San Diego	73	89	.451	29	5	12	8	8	----	8	6	8	5	4	5	4
Atlanta	70	92	.432	32	6	8	7	9	10	----	6	8	4	5	3	4

CHAMPIONSHIP SERIES: Cincinnati defeated Philadelphia 3 games to 0

INDIVIDUAL BATTING

TOP FIFTEEN QUALIFIERS FOR BATTING CHAMPIONSHIP

(*Bats Lefthanded †Switch Hitter)

Player & Club	PCT	G	AB	R	H	2B	3B	HR	RBI	SB
Madlock, Bill, Chi.	.339	142	514	68	174	36	1	15	84	15
Griffey, G. Kenneth, Cin.*	.336	148	562	111	189	28	9	6	74	34
Maddox, Garry, Phil.	.330	146	531	75	175	37	6	6	68	29
Rose, Peter, Cin.†	.323	162	665	130	215	42	6	10	63	9
Morgan, Joe, Cin.*	.320	141	472	113	151	30	5	27	111	60
Garvey, Steven, L.A.	.317	162	631	85	200	37	4	13	80	19
Montanez, Guillermo, S.F.-Atl.*	.317	163	650	74	206	29	2	11	84	2
Parker, David, Pitt.*	.313	138	537	82	168	28	10	13	90	19
Watson, Robert, Hou.	.313	157	585	76	183	31	3	16	102	3
Geronimo, Cesar, Cin.*	.307	149	486	59	149	24	11	2	49	22
Foster, George, Cin.	.306	144	562	86	172	21	9	29	121	17
Luzinski, Gregory, Phil.	.304	149	533	74	162	28	1	21	95	1
Brock, Louis, St.L.*	.301	133	498	73	150	24	5	4	67	56
Buckner, William, L.A.*	.301	154	642	76	193	28	4	7	60	28
Cardenal, Jose, Chi.	.299	136	521	64	156	25	2	8	47	23

INDIVIDUAL PITCHING

TOP FIFTEEN QUALIFIERS FOR EARNED RUN LEADERSHIP

(*Throws Lefthanded)

Pitcher & Club	ERA	W	L	G	IP	H	R	ER	BB	SO
Denny, John, St.L.	2.52	11	9	30	207	189	71	58	74	74
Rau, Douglas, L.A.*	2.57	16	12	34	231	221	71	66	69	98
Seaver, G. Thomas, N.Y.	2.59	14	11	35	271	211	83	78	77	235
Koosman, Jerry, N.Y.*	2.70	21	10	34	247	205	81	74	66	200
Zachry, Patrick, Cin.	2.74	14	7	38	204	170	70	62	83	143
Jones, Randall, S.D.*	2.74	22	14	40	315	274	109	96	50	93
Richard, James, Hou.	2.75	20	15	39	291	221	105	89	151	214
Montefusco, John, S.F.	2.85	16	14	37	253	224	90	80	74	172
Barr, James, S.F.	2.89	15	12	37	252	260	104	81	60	75
Matlack, Jonathan, N.Y.*	2.95	17	10	35	262	236	94	86	57	153
Rhoden, Richard, L.A.	2.98	12	3	27	181	165	66	60	53	77
Messersmith, John, Atl.	3.04	11	11	29	207	166	83	70	74	135
Sutton, Donald, L.A.	3.06	21	10	35	268	231	98	91	82	161
Kison, Bruce, Pitt.	3.08	14	9	31	193	180	83	66	52	98
Lonborg, James, Phil.	3.08	18	10	33	222	210	85	76	50	118

SAN DIEGO HOMES AWAY FROM HOME

ATLANTA	Marriott Hotel	(404)	688-6500
CHICAGO	Sheraton Plaza	(312)	787-2900
CINCINNATI	Terrace-Hilton	(513)	381-4000
HOUSTON	Houston Marriott	(713)	747-6200
LOS ANGELES	Sheraton West	(213)	382-7171
MONTREAL	La Cite	(514)	288-6666
NEW YORK	Sheraton	(212)	247-8000
PHILADELPHIA	Marriott-Univ. City	(215)	667-0200
PITTSBURGH	Pittsburgh-Hilton	(412)	391-4600
ST. LOUIS	Stouffer's Riverfront Inn	(314)	241-9500
SAN FRANCISCO	Jack Tar Hotel	(415)	776-8200

1976 PADRE TEAM STATISTICS

BATTING	AVG	G	AB	R	H	2B	3B	HR	RBI	BB-I	SO	SH-F	SB-C	E
Almon	.246	14	57	6	14	3	0	1	6	2-0	9	1-0	3-1	3
Ashford	.600	4	5	0	3	1	0	0	0	1-0	0	0-0	2-0	0
Champion	.237	11	38	4	9	2	0	1	2	1-0	3	1-0	0-0	3
B. Davis	.205	51	83	7	17	0	1	0	5	5-1	13	0-2	0-0	5
W. Davis	.268	141	493	61	132	18	10	5	46	19-2	34	3-5	14-2	3
Fuentes	.263	135	520	48	137	18	0	2	36	18-0	38	16-4	5-3	22
RH	.259		166		43	8	0	2	12	4-0	11	1-2		
LH	.265		354		94	10	0	0	24	14-0	27	15-2		
Grubb	.284	109	384	54	109	22	1	5	27	65-10	53	6-2	1-2	6
Hernandez	.256	113	340	31	87	13	3	1	24	32-4	16	16-1	12-7	18
Ivie	.291	140	405	51	118	19	5	7	70	30-8	41	2-4	6-6	7
Kendall	.246	146	456	30	112	17	0	2	39	36-4	42	5-5	1-1	4
Kubiak	.236	96	212	16	50	5	2	0	26	25-2	28	5-2	0-3	4
RH	.200		65		13	0	0	0	5	7-0	7	2-0		
LH	.252		147		37	5	2	0	21	18-2	21	3-2		
Locklear	.224	43	67	9	15	3	0	0	8	4-1	15	2-1	0-0	1
McCovey	.203	71	202	20	41	9	0	7	36	21-7	39	0-0	0-0	4
Melendez	.224	90	143	15	32	5	0	0	5	3-1	15	0-1	1-1	1
w/SD	.244	72	119	15	29	5	0	0	5	3-1	12	0-1	1-1	1
Rader	.257	139	471	45	121	22	4	9	55	55-3	102	5-6	3-4	20
Rettenmund	.229	86	140	16	32	7	0	2	11	29-0	23	3-0	4-1	2
Torres	.195	74	215	8	42	6	0	4	15	16-3	31	3-0	2-1	12
Turner	.267	105	281	41	75	16	5	5	37	32-3	38	4-3	12-6	5
Valentine	.367	15	49	3	18	4	0	0	4	6-0	2	2-0	0-1	0
Winfield	.283	137	492	81	139	26	4	13	69	65-8	78	2-5	26-7	6
<hr/>														
Dupree	1.000	12	1	1	1	0	0	0	0	0-0	0	0-0	0-0	0
Folkers	.000	33	4	0	0	0	0	0	0	0-0	1	1-0	0-0	0
Foster	.056	29	18	1	1	0	0	0	0	3-0	6	3-0	0-0	0
Freisleben	.189	34	37	3	7	0	1	0	2	2-0	8	9-0	0-0	2
Greif	.000	5	8	0	0	0	0	0	0	0-0	3	0-0	0-0	0
Griffin	.077	12	26	2	2	0	0	0	0	0-0	7	3-0	0-0	2
Johnson	.000	24	3	0	0	0	0	0	0	0-0	2	0-0	0-0	1
Jones	.058	40	103	6	6	0	0	0	2	5-0	39	15-0	0-0	0
Metzger	.000	77	8	1	0	0	0	0	0	2-0	2	2-0	0-0	1
Owchinko	.000	2	1	0	0	0	0	0	0	0-0	0	1-0	0-0	0
Reynolds	.000	19	5	0	0	0	0	0	0	0-0	0	0-0	0-0	1
Sawyer	.208	13	24	2	5	0	0	0	2	2-0	2	5-0	0-0	0
Spillner	.040	33	25	2	1	0	0	0	0	3-0	8	0-0	0-0	3
Strom	.063	38	63	4	4	0	1	0	1	5-0	18	10-1	0-0	3
Tomlin	.000	49	8	2	0	0	0	0	0	1-0	2	0-0	0-0	2
Wehrmeister	.000	7	6	0	0	0	0	0	0	0-0	1	0-0	0-0	0
<hr/>														
TOTALS	.247	162	5369	570	1327	216	37	64	528	488-56	716	125-42	92-46	141
OPPONENTS	.253	162	5403	662	1368	237	30	87	613	543-82	652	73-45	104-54	148

DOUBLE PLAYS: PADRES—148; OPPONENTS—143

GAME WINNING RBI: Rader (9); Turner, Winfield (8); W. Davis, Fuentes (7); Kendall (5); Grubb, Rettenmund (4); Ivie, Kubiak, Torres (3); Hernandez, McCovey (2); B. Davis, Freisleben, Jones, Locklear (1).

PITCHING	W-L	ERA	G	GS	CG	IP	H	R	ER	BB-I	SO	WP	HB	HR	SV
Dupree	0-0	9.00	12	0	0	15.2	18	17	16	7-0	5	1	0	4	0
Folkers	2-3	5.25	33	3	0	59.2	67	39	35	25-8	26	3	0	10	0
Foster	3-6	3.21	29	11	2	86.2	75	36	31	35-2	22	2	1	9	0
Freisleben	10-13	3.51	34	24	6	172	163	73	67	66-7	81	7	5	10	1
Greif	1-3	8.06	5	5	0	22.1	27	20	20	11-0	5	1	0	2	0
Griffin	9-6	4.10	31	13	2	112.1	100	56	51	79-1	69	6	2	4	0
w/SD	4-3	2.94	11	11	2	70.1	56	27	23	42-1	36	6	1	0	0
Johnson	1-3	5.31	24	1	0	39	39	27	23	26-6	27	4	0	0	0
Jones	22-14	2.74	40	40	25	315.1	274	109	96	50-9	93	0	4	15	0
Metzger	11-4	2.93	77	0	0	123.1	119	44	40	52-14	89	0	3	5	16
Owchinko	0-2	18.00	2	2	0	4.1	11	8	8	3-1	4	1	0	0	0
Reynolds	0-1	6.47	19	2	0	32.1	38	27	23	29-4	18	1	0	0	1
Sawyer	5-3	2.52	13	11	4	81.2	84	24	23	38-8	33	3	1	2	0
Spillner	2-11	5.05	32	14	0	106.2	120	70	60	55-8	55	2	0	11	0
Strom	12-16	3.28	36	33	8	210.2	188	100	77	73-8	103	13	2	15	0
Tomlin	0-1	2.84	49	1	0	73	62	24	23	20-6	43	2	1	4	0
Wehrmeister	0-4	7.58	7	4	0	19.1	27	17	16	11-1	10	2	0	0	0
<hr/>															
TOTALS	73-89	3.65	162	162	47	1432.1	1368	662	581	543-83	652	48	20	87	18

SHUTOUTS (11): Jones—5, Freisleben—3, Sawyer—2, Strom—1.

WON-LOST RECORDS

Most Games Won	73	1976
Most Games Won (Away)	33	1975
Most Games Won (Home)	42	1976
Most Games Lost	110	1969
Most Games Lost (Away)	57	1969, 1974
Most Games Lost (Home)	54	1972
Highest Won-Lost Percentage	.451	1976
Longest Winning Streak	6	1969
Longest Losing Streak	10	1972, 1973, 1974
Longest Winning Streak (Home)	5	1970, 1974, 1976
Longest Winning Streak (Away)	5	1972
Longest Losing Streak (Home)	12	1972
Longest Losing Streak (Away)	12	1969
Most Games Won by One Run	31	1974
Most Games Lost by One Run	37	1970

1976 PADRE FIELDING

	G	PO	A	E	TC	DP	PCT.
First Basemen							
Mike Ivie	135	1020	70	5	1095	89	.995
Willie McCovey	51	420	44	4	468	39	.991
John Grubb	9	64	3	0	67	7	1.000
Bobby Valentine	4	37	4	0	41	1	1.000
Ted Kubiak	1	1	0	0	1	0	1.000
Second Basemen							
Tito Fuentes	127	339	387	22	748	91	.971
Ted Kubiak	25	56	61	1	118	16	.992
Mike Champion	11	23	24	3	50	2	.940
Hector Torres	3	5	3	0	8	1	1.000
Third Basemen							
Doug Rader	137	109	318	20	447	22	.955
Ted Kubiak	27	20	47	2	69	5	.971
Hector Torres	4	3	5	0	8	0	1.000
John Grubb	3	1	1	1	3	0	.667
Mike Ivie	2	1	1	0	2	1	1.000
Tucker Ashford	1	1	2	0	3	0	1.000
Shortstops							
Enzo Hernandez	101	132	344	18	494	64	.964
Hector Torres	63	64	160	12	236	29	.949
Bill Almon	14	23	52	3	78	8	.962
Ted Kubiak	6	0	2	1	3	0	.667
Outfielders							
Dave Winfield	134	304	15	6	325	4	.982
Willie Davis	128	349	6	3	358	2	.992
John Grubb	98	183	3	5	191	0	.974
Jerry Turner	74	115	6	5	126	0	.960
Luis Melendez	61	88	0	1	89	0	.989
Merv Rettenmund	43	79	6	2	87	1	.977
Gene Locklear	11	20	0	1	21	0	.952
Bobby Valentine	10	18	2	0	20	1	1.000
Catchers							
Fred Kendall	146	582	54	4	640	6	.994
Bob Davis	47	120	19	5	144	1	.965
Mike Ivie	2	11	0	2	13	0	.846

PADRE LIFETIME RECORDS VS. NATIONAL LEAGUE

	Atl	Chi	Cin	Hou	LA	Mon	NY	Phil	Pgh	StL	SF
Folkers (19-22)	1-4	1-1	3-3	0-0	0-4	4-1	3-2	1-0	3-2	0-1	3-4
Foster (40-50)	7-5	1-4	2-4	2-5	3-5	4-4	7-2	1-9	3-5	1-2	3-3
Freisleben (24-41)	1-4	4-4	0-5	3-3	2-5	4-2	1-2	2-4	3-6	2-3	2-3
Griffin (49-63)	4-5	1-7	5-10	1-0	4-6	4-3	4-7	3-5	4-4	4-3	3-7
Johnson (41-41)	12-8	0-2	3-4	2-2	3-3	3-4	1-6	2-2	7-3	3-3	0-1
Jones (57-54)	5-7	2-2	7-5	6-7	7-6	4-2	5-5	8-3	4-5	2-6	7-6
Metzger (13-4)	3-1	2-0	2-0	1-1	3-0	0-1	0-0	0-0	0-0	1-0	1-1
Owchinko (0-2)	0-1	0-0	0-0	0-0	0-1	0-0	0-0	0-0	0-0	0-0	0-0
Sawyer (5-3)	1-0	0-0	0-1	1-1	1-0	0-1	1-0	0-0	0-0	0-0	1-0
Spillner (16-35)	1-3	1-2	2-6	2-7	3-3	1-1	1-2	1-4	0-3	3-2	1-2
Strom (20-27)	2-1	3-2	2-6	1-1	3-2	3-2	1-3	0-1	3-1	0-4	2-4
Tomlin (7-5)	1-0	0-1	0-1	3-0	0-0	0-1	0-0	0-0	0-0	1-0	2-2
Wehrmeister (0-4)	0-0	0-1	0-1	0-2	0-0	0-0	0-0	0-0	0-0	0-0	0-0

Records vs. San Diego: Foster 6-2, Griffin 12-6

PADRES LIFETIME RECORDS BY CITIES

	SD	Atl	Chi	Cin	Hou	LA	Mon	NY	Phil	Pgh	StL	SF
Folkers	4-7	1-2	0-0	0-1	0-0	0-1	1-0	1-1	0-0	0-1	0-0	1-1
Foster	4-5	0-0	0-1	0-0	0-0	1-0	0-0	1-0	0-0	0-0	0-0	0-0
Freisleben	14-19	1-1	2-3	0-3	2-1	0-2	1-2	0-1	1-3	2-2	1-2	0-2
Griffin	2-1	0-0	0-0	0-0	0-0	1-0	1-0	0-1	0-0	0-0	0-0	0-1
Johnson	1-1	2-0	0-0	0-1	0-1	0-0	1-0	0-1	0-0	0-0	0-0	0-0
Jones	32-23	2-4	1-0	3-3	4-4	5-1	2-1	1-4	2-3	1-4	0-4	4-3
Metzger	8-2	1-1	0-0	1-0	0-1	1-0	0-0	0-0	0-0	0-0	0-0	1-0
Owchinko	0-0	0-1	0-0	0-0	0-0	0-1	0-0	0-0	0-0	0-0	0-0	0-0
Sawyer	1-3	1-0	0-0	0-0	0-0	1-0	0-0	1-0	0-0	0-0	0-0	1-0
Spillner	8-15	1-0	1-0	0-4	1-5	2-3	1-0	1-0	0-3	0-2	1-1	0-2
Strom	10-10	0-1	2-1	1-2	1-1	1-2	2-0	1-0	0-1	2-1	0-2	0-3
Tomlin	5-0	0-0	0-0	0-1	1-0	0-0	0-1	0-0	0-0	0-0	0-0	0-1
Wehrmeister	0-2	0-0	0-0	0-1	0-1	0-0	0-0	0-0	0-0	0-0	0-0	0-0

(Records for action with San Diego only)

PADRE HOME RUNS IN 1976

TOT	H-A	H-A	H-A	H-A	H-A	H-A	H-A	H-A	H-A	H-A	H-A	H-A	H-A
		Atl	Chi	Cin	Hou	LA	Mon	NY	Phil	Pgh	StL	SF	
Almon	1	0-1	0-0	0-0	0-0	0-1	0-0	0-0	0-0	0-0	0-0	0-0	0-0
Champion	1	1-0	0-0	0-0	1-0	0-0	0-0	0-0	0-0	0-0	0-0	0-0	0-0
W. Davis	5	2-3	0-0	1-1	0-1	0-0	0-1	0-0	0-0	0-0	0-0	0-0	1-0
Fuentes	2	2-0	0-0	0-0	0-0	0-0	0-0	0-0	1-0	0-0	0-0	0-0	1-0
Grubb	5	2-3	0-2	0-0	1-0	0-1	0-0	0-0	0-0	0-0	0-0	0-0	1-0
Hernandez	1	0-1	0-1	0-0	0-0	0-0	0-0	0-0	0-0	0-0	0-0	0-0	0-0
Ivie	7	4-3	0-0	0-0	0-1	1-0	0-1	1-0	0-0	0-0	0-0	1-1	1-0
Kendall	2	1-1	0-0	0-0	0-1	0-0	1-0	0-0	0-0	0-0	0-0	0-0	0-0
McCovey	7	4-3	0-0	0-0	2-0	1-0	0-0	0-1	1-0	0-0	0-0	0-1	0-1
Rader	9	5-4	0-0	0-1	1-1	1-0	2-0	0-1	0-0	0-0	1-0	0-0	0-1
Rettenm'd	2	1-1	0-0	0-0	0-0	0-0	1-0	0-0	0-0	0-0	0-0	0-0	0-1
Torres	4	2-2	0-0	1-0	0-0	0-1	0-1	0-0	0-0	0-0	1-0	0-0	0-0
Turner	5	2-3	1-2	0-0	0-0	1-0	0-0	0-0	0-0	0-1	0-0	0-0	0-0
Winfield	13	4-9	0-1	0-0	1-0	1-0	0-3	0-1	1-2	1-0	0-1	0-1	0-0

LIFETIME PADRE HOME RUNS BY CITIES

TOT	H-A	H-A	H-A	H-A	H-A	H-A	H-A	H-A	H-A	H-A	H-A	H-A	H-A
		Atl	Chi	Cin	Hou	LA	Mon	NY	Phil	Pgh	StL	SF	
Almon	1	0-1	0-0	0-0	0-0	0-1	0-0	0-0	0-0	0-0	0-0	0-0	0-0
Champion	1	1-0	0-0	0-0	1-0	0-0	0-0	0-0	0-0	0-0	0-0	0-0	0-0
Hernandez	2	0-2	0-1	0-0	0-0	0-0	0-0	0-0	0-0	0-0	0-0	0-0	0-1
Ivie	16	7-9	0-1	0-0	0-2	2-1	1-2	1-0	0-1	0-0	1-0	1-1	1-1
Rader	9	5-4	0-0	0-1	1-1	1-0	2-0	0-1	0-0	0-0	1-0	0-0	0-1
Rettenm'd	2	1-1	0-0	0-0	0-0	0-0	1-0	0-0	0-0	0-0	0-0	0-0	0-1
Turner	5	2-3	1-2	0-0	0-0	1-0	0-0	0-0	0-0	0-1	0-0	0-0	0-0
Winfield	51	25-26	2-6	1-2	2-2	3-1	3-3	0-2	3-5	5-2	2-2	3-1	1-0

Home runs while with San Diego only

GRAND SLAM HOMERS BY PADRES

DATE	PLAYER	OPPONENT	PITCHER	INN.
*5-2-69	Ferrara	at Cincinnati	Culver	4
5-3-69	Brown	at Cincinnati	Cloninger	1
5-10-69	Pena	at St. Louis	Carlton	4
5-25-69	Colbert	Chicago	Nottebart	3
8-18-70	Spiezio	at Chicago	Rodriguez	6
9-4-70	Corkins	at Cincinnati	Merritt	4
*9-7-70	Webster	Houston	Forsch	9
6-6-71	Colbert	Montreal	Strohmayer	5
6-18-71	Barton	at San Francisco	Johnson	9
*6-14-72	Gaston	at Chicago	Jenkins	6
8-1-72	Colbert	at Atlanta	Jarvis	2
9-7-72	Colbert	Cincinnati	Billingham	6
5-17-74	Colbert	at San Francisco	Bryant	1
5-19-74	McCovey	at San Francisco	Bradley	5
*5-30-75	McCovey	at New York	Apodaca	8
7-1-75	Ivie	at Los Angeles	Brewer	5
4-13-76	Winfield	at Los Angeles	Wall	7
5-21-76	Winfield	Cincinnati	Nolan	1
9-29-76	Rader	Cincinnati	Norman	1

*Pinch Hitter

PINCH-HIT HOME RUNS BY PADRES

DATE	PLAYER	OPPONENT	PITCHER	INN.
5-2-69	Ferrara	at Cincinnati	Culver	4
5-16-69	Ferrara	St. Louis	Washburn	7
4-16-70	Murrell	at Atlanta	Niekro	10
7-3-70	Webster	at Atlanta	Niekro	5
7-18-70	Spiezio	Philadelphia	Selma	9
9-7-70	Webster	Houston	Forsch	9
7-15-71	Murrell	at Pittsburgh	Grant	13
5-14-72	Jestadt	at Montreal	Torrez	8
5-31-72	Stahl	at Atlanta	Reed	9
6-7-72	Morales	Pittsburgh	Johnson	9
6-14-72	Gaston	at Chicago	Jenkins	6
6-21-72	Blefary	at St. Louis	Drabowsky	8
4-7-73	J. Morales	Los Angeles	Brewer	9
6-5-73	J. Morales	St. Louis	Foster	7
8-3-73	Winfield	at Atlanta	Schueler	5
6-4-74	Gaston	Chicago	LaRoche	8
6-16-74	Gaston	at Montreal	Taylor	8
8-21-74	Locklear	at Montreal	Taylor	8
5-30-75	McCovey	at New York	Apodaca	8
6-12-75	McCovey	at Montreal	Taylor	8
5-18-76	Rettenmund	at San Francisco	Lavelle	9
8-8-76	McCovey	Houston	Richard	8
9-6-76	Rettenmund	Los Angeles	Sutton	9

SAN DIEGO PADRES GAME-BY-GAME — 1976

Game No.	Date	Opp	Score		San Diego	Opponent	Record	Pos.	GBL	Attend.	Home Total
			SD	Opp							
1	4-9	Atl.	8	2	JONES	Morton	1-0	T-1		44,728	44,728
2	2-10	Atl.	0	3	Spillner	P. Niekro	1-1	T-3	1	17,445	62,173
3	4-11	Atl.	2	4	Greif	Ruthven	1-2	4	2	16,314	78,487
4	4-13	at L.A.	8	5	Strom	Hooton	2-2	T-2	2		
5	4-14	at L.A.	3	1	JONES	Sutton	3-2	2	1½		
6	4-16	at Hou.	1	4	Wehrmeister	J. Niekro	3-3	T-4	1		
7	4-17	at Hou.	4	5	Spillner	Richard	3-4	T-4	2		
8	4-18	at Hou.	2	4	Strom	Griffin	3-5				
9	4-18	at Hou.	11	5	Jones	Andujar	4-5	5	2		
10	4-20	at Cin.	7	5	Metzger	McEaney	5-5	5	1		
11	4-21	at Cin.	4	5	Wehrmeister	Norman	5-6	5	2		
12	4-23	St.L.	5	1	JONES	Denny	6-6	5	1½	21,796	100,283
13	4-24	St.L.	4	3	Metzger	Rasmussen	7-6	5	½	50,569	150,852
14	4-25	St.L.	1	3	Spillner	CURTIS	7-7	5	1½	15,256	166,108
15	4-26	Chi.	6	2	Greif	R. Reuschel	8-7	3	½	20,218	186,326
16	4-27	Chi.	2	4	Wehrmeister	Burris	8-8	4	1½	9,963	196,289
17	4-28	Chi.	5	8	Jones	Bonham	8-9	T-4	1½	17,039	213,328
18	4-29	Chi.	9	5	Metzger	Garman	9-9	T-3	1	11,590	224,918
19	4-30	Pitt.	3	4	Spillner	Rooker	9-10	4	2	17,010	241,928
20	5-1	Pitt.	6	10	Greif	Candelaria	9-11	4	3	21,773	263,701
21	5-2	Pitt.	4	2	JONES	Medich	10-11	4	2	21,702	285,403
22	5-4	at Mon.	6	4	Strom	Rogers	11-11	3	2½		
23	5-6	at Mon.	4	1	Spillner	Kirby	12-11	3	2		
24	5-7	at N.Y.	2	6	Jones	KOOSMAN	12-12	T-3	3		
25	5-8	at N.Y.	2	7	Folkers	LOLICH	12-13	4	3		
26	5-9	at N.Y.	4	0	STROM	SEAVER	13-13	T-3	2½		
27	5-11	at Phil.	1	9	Spillner	CARLTON	13-14	4	3½		
28	5-12	at Phil.	4	0	JONES	Kaat	14-14	T-3	3½		
29	5-14	at Chi.	7	4	Strom	P. Reuschel	15-14	3	3½		
30	5-16	at Chi.	5	6	Greif	R. Reuschel	15-15	3	4		
31	5-17	at S.F.	12	2	JONES	Barr	16-15	3	3½		
32	5-18	at S.F.	7	6	Metzger (11 innings)	Moffitt	17-15	3	3		
33	5-19	Hou.	4	9	Spillner	Griffin	17-16	3	4	14,336	299,739
34	5-20	Hou.	4	5	Wehrmeister	J. Niekro	17-17	3	5	11,742	311,481
35	5-21	Cin.	4	2	JONES	Nolan	18-17	3	5	40,549	352,030
36	5-22	Cin.	2	3	Foster	ZACHRY	18-18	3	6	46,016	398,046
37	5-23	Cin.	0	11	Strom	BILLINGHAM	18-19	3	7	29,259	427,305
38	5-24	L.A.	2	0	FREISLEBEN	John	19-19	3	6	12,599	439,904
39	5-25	L.A.	5	2	JONES	Hooton	20-19	3	5	34,390	474,294
40	5-26	L.A.	0	8	Reynolds	RAU	20-20	3	6	18,751	493,045
41	5-27	S.F.	3	1	Strom	Halicki	21-20	3	5½	7,739	500,784
42	5-28	S.F.	0	5	Foster	MONTEFUSCO	21-21	3	5½	13,289	514,073
43	5-29	S.F.	4	0	FREISLEBEN	Dressler	22-21	3	4½	13,790	527,863
44	5-30	S.F.	4	3	JONES (10 innings)	Lavelle	23-21	3	4	36,750	564,613
45	5-31	at Atl.	10	7	Folkers	Leon	24-21	3	4		
46	6-1	at Atl.	1	9	Strom	MORET	24-22	3	4		
47	6-4	at Pitt.	2	7	Freisleben	REUSS	24-23	3	5		
48	6-5	at Pitt.	11	9	Freisleben (15 innings)	Hernandez	25-23	3	5		
49	6-6	at Pitt.	6	1	STROM	Candelaria	26-23	3	5		
50	6-7	N.Y.	5	1	FOSTER	Swan	27-23	3	4	9,271	573,884
51	6-8	N.Y.	3	0	FREISLEBEN	Lolich	28-23	3	4	8,694	582,578
52	6-9	N.Y.	3	0	JONES	Seaver	29-23	3	4	42,972	625,550
53	6-10	N.Y.	0	6	Strom	MATLOCK	29-24	3	5	7,203	632,753
54	6-11	Phil.	2	4	Foster	Kaat	29-25	3	6	15,754	648,507
55	6-12	Phil.	2	3	Reynolds (15 innings)	Underwood	29-26	3	7	24,515	673,022
56	6-13	Phil.	5	0	JONES	Lonborg	30-26				
57	6-13	Phil.	4	3	Folkers	Christenson	31-26	3	5	43,473	716,495
58	6-14	Mon.	0	3	Strom	STANHOUSE	31-27	3	6	21,774	738,269
59	6-15	Mon.	2	1	FOSTER	Carrithers	32-27	3	6	9,447	747,716
60	6-16	Mon.	6	2	FREISLEBEN	Warthen	33-27	3	5	13,306	761,022
61	6-18	at St.L.	4	7	Jones	FALCONE	33-28	3	5		
62	6-19	at St.L.	0	1	Strom	Curtis	33-29	3	6		
63	6-20	at St.L.	5	4	Spillner	Greif	34-29	3	5		
64	6-21	S.F.	6	3	FREISLEBEN	Montefusco	35-29	3	5	10,627	771,649
65	6-22	S.F.	4	2	JONES	D'Acquisto	36-29	2	5	29,940	801,589
66	6-23	at S.F.	6	7	Strom	Heaverlo	36-30				
67	6-23	at S.F.	7	8	Tomlin	Barr	36-31	3	5½		
68	6-24	at S.F.	5	8	Reynolds	Williams	36-32	3	5½		
69	6-25	Atl.	1	4	Freisleben	Morat	36-33	3	6½	11,569	813,158
70	6-26	Atl.	9	7	Metzger	Marshall	37-33				
71	6-26	Atl.	3	7	Spillner	P. NIEKRO	37-34	3	6	27,179	840,337
72	6-27	Atl.	3	2	STROM	MESSERSMITH	38-34	3	6	6,947	847,284
73	6-28	Cin.	3	7	Foster	Alcala	38-35	3	7	15,435	862,719
74	6-29	Cin.	5	12	Spillner (14 innings)	Zachry	38-36	3	8	22,107	884,826
75	6-30	Cin.	3	1	JONES	Billingham	39-36	3	7	32,475	917,301
76	7-1	L.A.	5	3	STROM	Rau	40-36	3	6½	15,931	933,232
77	7-2	L.A.	6	3	Foster	Sutton	41-36	3	5	46,891	980,123
78	7-3	at L.A.	1	3	Freisleben	RHODEN	41-37	3	6		
79	7-4	at L.A.	5	2	JONES	John	42-37	3	6		
80	7-5	at Chi.	0	1	STROM	Renko	42-38	3	7		

Game No.	Date	Opp	Score SD	Opp	San Diego	Opponent	Record	Pos.	GBL	Attend.	Home Total
81	7-6	at Chi.	0	4	Foster	Stone	42-39	3	8		
82	7-7	at Chi.	0	10	Freisleben	R. Reuschel	42-40	3	9		
83	7-8	at Chi.	6	3	JONES	Bonham	43-40	3	8½		
84	7-9	at Phil.	3	4	Strom	Underwood	43-41	3	10		
85	7-10	at Phil.	0	5	Foster	CARLTON	43-42				
86	7-10	at Phil.	2	4	Spillner	Lonborg	43-43	3	10½		
87	7-11	at Phil.	0	3	Freisleben	KAAT	43-44	3	10½		
88	7-15	St.L.	1	2	Strom	Forsch	43-45	3	10½	19,922	1,000,045
89	7-16	St.L.	2	4	JONES	McGlothen	43-46	4	11½	18,081	1,018,126
90	7-17	St.L.	1	7	Freisleben	DENNY	43-47	4	12½	30,429	1,048,555
91	7-18	Chi.	2	1	Metzger	BURRIS	44-47	4	12½	9,019	1,057,574
92	7-19	Chi.	3	2	STROM	BONHAM	45-47	4	12½	7,337	1,064,911
93	7-20	Phil.	3	0	JONES	Carlton	46-47	4	11½	20,499	1,085,410
94	7-21	Phil.	1	5	Freisleben	Kaat	46-48	4	12½	14,996	1,100,406
95	7-22	at L.A.	5	4	Metzger (11 innings)	Sosa	47-48	4	12½		
96	7-23	at L.A.	0	5	Strom	JOHN	47-49	4	13		
97	7-24	L.A.	6	5	Metzger	Sosa	48-49	4	12½	38,611	1,139,017
98	7-25	L.A.	0	1	Freisleben	RAU	48-50	4	12½	19,508	1,157,525
99	7-26	at Hou.	0	7	Spillner	DIERKER	48-51	4	14½		
100	7-27	at Hou.	1	4	Johnson	RICHARD	48-52	4	14½		
101	7-28	at Hou.	2	1	JONES (10 innings)	ANDUJAR	49-52	4	13½		
102	7-29	at Cin.	3	9	Freisleben	Zachry	49-53	4	14½		
103	7-30	at Cin.	8	13	Spillner	Sarniento	49-54				
104	7-30	at Cin.	2	4	Folkers	NOLAN	49-55	4	16½		
105	7-31	at Cin.	1	12	Strom	Norman	49-56	4	17½		
106	8-1	at Cin.	4	5	Jones	Alcala	49-57	4	18½		
107	8-2	at Atl.	7	3	Metzger	Devine	50-57				
108	8-2	at Atl.	7	0	SAWYER	LaCorte	51-57	4	18		
109	8-3	at Atl.	3	7	Folkers	MESSERSMITH	51-58	4	19		
110	8-4	at Atl.	0	1	JONES	RUTHVEN	51-59	4	19		
111	8-5	Hou.	4	3	Freisleben	McLaughlin	52-59	4	19	9,798	1,167,323
112	8-6	Hou.	9	3	Griffin	Dierker	53-59	4	19	12,911	1,180,234
113	8-7	Hou.	3	2	Sawyer	Andujar	54-59	4	19	16,403	1,196,637
114	8-8	Hou.	4	3	Metzger	RICHARD	55-59	4	19	11,205	1,207,842
115	8-10	at N.Y.	4	5	JONES	KOOSMAN	55-60	4	19		
116	8-11	at N.Y.	1	2	Griffin	Matlack	55-61	4	20		
117	8-12	at N.Y.	3	0	SAWYER	Seaver	56-61	4	20		
118	8-13	at Mon.	0	6	Freisleben	ROGERS	56-62				
119	8-13	at Mon.	4	3	Strom	Dunning	57-62	4	21		
120	8-14	at Mon.	7	2	Jones	Stanhouse	58-62	4	19½		
121	8-15	at Mon.	6	1	GRIFFIN	Carrithers	59-62	3	18½		
122	8-16	at St.L.	11	7	Freisleben	Greif	60-62	3	17½		
123	8-17	at St.L.	4	9	Strom	Denny	60-63	3	17½		
124	8-18	at St.L.	4	5	JONES	Falcone	60-64	3	18½		
125	8-21	N.Y.	1	7	Griffin	KOOSMAN	60-65	3	19½	16,888	1,224,730
126	8-22	N.Y.	0	1	Jones	MATLACK	60-66	3	20½	18,425	1,243,155
127	8-23	Pitt.	5	4	Johnson	Rooker	61-66	3	19½	18,396	1,261,551
128	8-24	Pitt.	7	3	STROM	Candelaria	62-66	3	18½	11,002	1,272,553
129	8-25	Pitt.	0	3	Freisleben	KISON	62-67	3	19	10,963	1,283,516
130	8-27	Mon.	2	0	JONES	Fryman	63-67	3	19	21,301	1,304,817
131	8-28	Mon.	4	7	Metzger	Murray	63-68	4	19½	10,545	1,315,362
132	8-29	Mon.	0	3	SAWYER	ROGERS	63-69	4	20½	7,563	1,323,925
133	8-31	at Pitt.	0	3	Jones	REUSS	63-70	4	21		
134	9-1	at Pitt.	1	4	Strom	Kison	63-71	4	21		
135	9-2	at Pitt.	0	5	Freisleben	DEMERY	63-72	4	21½		
136	9-3	at S.F.	3	7	Jones	BARR	63-73	4	22½		
137	9-4	at S.F.	3	4	Griffin	Lavelle	63-74	4	23½		
138	9-5	at S.F.	0	5	Strom	MONTEFUSCO	63-75				
139	9-5	at S.F.	6	1	SAWYER	Dressler	64-75	4	24		
140	9-6	L.A.	1	4	JONES	SUTTON	64-76	4	25	31,010	1,353,935
141	9-7	L.A.	4	2	Freisleben	Hooton	65-76	4	24	11,238	1,365,173
142	9-8	Atl.	1	3	Johnson (10 innings)	Leon	65-77	4	25	4,649	1,369,822
143	9-9	Atl.	4	3	Metzger	Beard	66-77	4	25	3,025	1,372,847
144	9-11	Hou.	4	1	JONES	Dierker	67-77				
145	9-11	Hou.	1	2	Sawyer	Richard	67-78	4	26	13,340	1,386,187
146	9-13	S.F.	2	3	Freisleben (10 innings)	Heaverlo	67-79	4	26½	13,320	1,399,507
147	9-14	S.F.	6	7	Metzger	Moffitt	67-80	4	26½	3,961	1,403,468
148	9-15	S.F.	1	2	Jones	Riccelli	67-81	5	27½	7,934	1,411,402
149	9-18	at Hou.	4	1	FREISLEBEN	Richard	68-81	5	26½		
150	9-19	at Hou.	2	3	JONES	LEMONGELLO	68-82				
151	9-19	at Hou.	2	3	Metzger	McLAUGHLIN	68-83	5	28		
152	9-21	at Cin.	1	9	Johnson	ZACHRY	68-84	5	29		
153	9-22	at Cin.	3	4	Strom	Gullett	68-85	5	30		
154	9-24	at Atl.	6	4	Jones	Devine	69-85	5	29		
155	9-25	at Atl.	8	11	Owchinko	Ruthven	69-86	5	30		
156	9-26	at Atl.	4	10	Metzger	Devine	69-87	5	30		
157	9-27	Cin.	5	3	GRIFFIN	Alcala	70-87	5	29	8,230	1,419,632
158	9-28	Cin.	4	5	Sawyer	Billingham	70-88	5	30	13,209	1,432,841
159	9-29	Cin.	6	1	STROM	Nolan	71-88	5	29	25,367	1,458,478
160	10-1	at L.A.	1	8	Owchinko	Lewallyn	71-89	5	30		
161	10-2	at L.A.	4	1	Griffin	SUTTON	72-89	5	29		
162	10-3	at L.A.	3	2	SAWYER	Rau	73-89	5	29		

Pitchers of complete games in capital letters

1976 PADRES INDIVIDUAL BATTING

ALMON					
	AB	H	HR	RBI	AVG
Home	20	7	0	2	.350
Road	37	7	1	4	.189
Vs. RHP	41	8	1	3	.195
Vs. LHP	16	6	0	3	.375
First Half			DNP		
Second Half	57	14	1	6	.246
Vs. Atl.	15	4	0	2	.267
Cin.	22	5	0	0	.227
Hou.	12	1	1	2	.083
L.A.	0	0	0	0	.000
S.F.	8	4	0	2	.500
Chi.			DNP		
Mon.			DNP		
N.Y.			DNP		
Phil.			DNP		
Pgh.			DNP		
St.L.			DNP		
TOTALS	57	14	1	6	.246

KUBIAK					
	AB	H	HR	RBI	AVG
Home	70	12	0	4	.171
Road	142	38	0	22	.268
Vs. RHP	147	37	0	21	.252
Vs. LHP	65	13	0	5	.200
First Half	111	35	0	17	.315
Second Half	101	15	0	9	.149
Vs. Atl.	11	4	0	2	.364
Cin.	19	1	0	1	.053
Hou.	18	7	0	3	.389
L.A.	16	5	0	1	.313
S.F.	33	10	0	3	.303
Chi.	23	4	0	4	.174
Mon.	19	6	0	4	.316
N.Y.	16	2	0	0	.125
Phil.	19	6	0	3	.316
Pgh.	17	2	0	3	.118
St.L.	24	3	0	2	.125
TOTALS	212	50	0	26	.236

CHAMPION					
	AB	H	HR	RBI	AVG
Home	14	3	1	2	.214
Road	24	6	0	0	.250
Vs. RHP	28	5	1	2	.179
Vs. LHP	10	4	0	0	.400
First Half			DNP		
Second Half	38	9	1	2	.237
Vs. Atl.	4	1	0	0	.250
Cin.	11	5	1	2	.455
Hou.	3	0	0	0	.000
L.A.	13	2	0	0	.151
S.F.	7	1	0	0	.143
Chi.			DNP		
Mon.			DNP		
N.Y.			DNP		
Phil.			DNP		
Pgh.			DNP		
St.L.			DNP		
TOTALS	38	9	1	2	.237

RADER					
	AB	H	HR	RBI	AVG
Home	251	63	5	31	.251
Road	220	58	4	24	.264
Vs. RHP	324	88	7	44	.272
Vs. LHP	147	33	2	11	.224
First Half	254	70	5	32	.276
Second Half	217	51	4	23	.235
Vs. Atl.	60	20	0	3	.333
Cin.	63	23	2	14	.365
Hou.	40	8	1	6	.200
L.A.	49	16	2	8	.327
S.F.	49	15	1	7	.306
Chi.	39	13	1	3	.333
Mon.	26	2	1	3	.077
N.Y.	35	5	0	0	.143
Phil.	39	7	0	2	.179
Pgh.	41	7	1	8	.171
St.L.	30	5	0	1	.167
TOTALS	471	121	9	55	.257

HERNANDEZ					
	AB	H	HR	RBI	AVG
Home	144	35	0	8	.243
Road	196	52	1	16	.265
Vs. RHP	224	59	1	17	.263
Vs. LHP	116	28	0	7	.241
First Half	172	48	0	14	.279
Second Half	168	39	1	10	.232
Vs. Atl.	33	9	1	2	.273
Cin.	25	9	0	2	.360
Hou.	30	6	0	4	.200
L.A.	40	12	0	0	.300
S.F.	49	12	0	3	.245
Chi.	27	6	0	3	.222
Mon.	17	4	0	0	.235
N.Y.	21	8	0	2	.381
Phil.	35	5	0	1	.143
Pgh.	40	12	0	3	.300
St.L.	23	4	0	4	.174
TOTALS	340	87	1	24	.256

TURNER					
	AB	H	HR	RBI	AVG
Home	124	37	2	21	.298
Road	157	38	3	16	.242
Vs. RHP	243	63	5	36	.259
Vs. LHP	38	12	0	1	.316
First Half	111	23	1	13	.207
Second Half	170	52	4	24	.306
Vs. Atl.	41	17	3	11	.415
Cin.	29	7	0	4	.241
Hou.	32	12	1	7	.375
L.A.	26	6	0	3	.231
S.F.	29	4	0	2	.138
Chi.	39	11	0	5	.282
Mon.	18	2	0	1	.111
N.Y.	23	0	0	0	.000
Phil.	7	4	1	1	.571
Pgh.	27	7	0	0	.259
St.L.	10	5	0	3	.500
TOTALS	281	75	5	37	.267

IVIE					
	AB	H	HR	RBI	AVG
Home	176	52	4	30	.295
Road	229	66	3	40	.288
Vs. RHP	252	67	2	42	.266
Vs. LHP	153	51	5	28	.333
First Half	158	46	4	29	.291
Second Half	247	72	3	41	.291
Vs. Atl.	65	12	0	8	.185
Cin.	44	13	1	13	.295
Hou.	55	12	1	5	.218
L.A.	45	16	1	6	.356
S.F.	29	10	1	9	.345
Chi.	24	4	0	4	.167
Mon.	26	11	1	6	.423
N.Y.	28	12	0	2	.429
Phil.	26	5	0	2	.192
Pgh.	38	11	0	8	.289
St.L.	25	12	2	7	.480
TOTALS	405	118	7	70	.291

WINFIELD					
	AB	H	HR	RBI	AVG
Home	236	54	4	31	.229
Road	256	85	9	38	.332
Vs. RHP	339	100	8	48	.295
Vs. LHP	153	39	5	21	.255
First Half	291	85	12	50	.292
Second Half	201	54	1	19	.269
Vs. Atl.	47	13	1	9	.277
Cin.	40	10	1	5	.250
Hou.	43	5	1	2	.116
L.A.	47	12	3	10	.255
S.F.	59	21	0	3	.356
Chi.	42	14	0	2	.333
Mon.	45	14	1	8	.311
N.Y.	43	13	3	11	.302
Phil.	49	11	1	5	.224
Pgh.	35	13	1	7	.371
St.L.	42	13	1	7	.310
TOTALS	492	139	13	69	.283

PADRES CAREER BATTING TOTALS

ALMON						KUBIAK					
	AB	H	HR	RBI	AVG.		AB	H	HR	RBI	AVG.
Vs. Atl.	37	10	0	4	.270	Vs. Atl.	15	4	0	2	.267
Chi.			DNP			Chi.	26	4	0	4	.154
Cin.	22	5	0	0	.227	Cin.	37	6	0	2	.162
Hou.	21	3	1	2	.143	Hou.	27	9	0	6	.333
L.A.	10	4	0	0	.400	L.A.	39	10	0	2	.256
Mon.			DNP			Mon.	48	15	0	6	.313
N.Y.			DNP			N.Y.	37	4	0	1	.108
Phil.			DNP			Phil.	43	12	0	4	.279
Pgh.			DNP			Pgh.	31	7	0	6	.226
St.L.			DNP			St.L.	56	9	0	4	.161
S.F.	15	8	0	3	.533	S.F.	49	14	0	3	.286
Totals	105	30	1	9	.286	TOTALS	408	94	0	40	.230

CHAMPION						RADER					
	AB	H	HR	RBI	AVG.		AB	H	HR	RBI	AVG.
Vs. Atl.	4	1	0	0	.250	Vs. Atl.	60	20	0	3	.333
Chi.			DNP			Chi.	39	13	1	3	.333
Cin.	11	5	1	2	.455	Cin.	63	23	2	14	.365
Hou.	3	0	0	0	.000	Hou.	40	8	1	6	.200
L.A.	13	2	0	0	.154	L.A.	49	16	2	8	.327
Mon.			DNP			Mon.	26	2	1	3	.077
N.Y.			DNP			N.Y.	35	5	0	0	.143
Phil.			DNP			Phil.	39	7	0	2	.179
Pgh.			DNP			Pgh.	41	7	1	8	.171
St.L.			DNP			St.L.	30	5	0	1	.167
S.F.	7	1	0	0	.143	S.F.	49	15	1	7	.306
TOTALS	38	9	1	2	.237	TOTALS	471	121	9	55	.257

HERNANDEZ						TURNER					
	AB	H	HR	RBI	AVG.		AB	H	HR	RBI	AVG.
Vs. Atl.	225	52	1	4	.231	Vs. Atl.	62	22	3	11	.355
Chi.	152	37	0	11	.243	Chi.	39	11	0	5	.282
Cin.	275	66	0	17	.240	Cin.	31	8	0	4	.258
Hou.	226	40	0	9	.177	Hou.	43	16	1	7	.372
L.A.	231	56	0	7	.242	L.A.	40	9	0	3	.225
Mon.	184	37	0	11	.201	Mon.	18	2	0	1	.111
N.Y.	192	50	0	8	.260	N.Y.	23	0	0	0	.000
Phil.	211	42	0	13	.199	Phil.	7	4	1	1	.571
Pgh.	189	44	0	9	.233	Pgh.	27	7	0	0	.259
St.L.	166	38	0	7	.229	St.L.	10	5	0	3	.500
S.F.	270	60	1	17	.222	S.F.	51	11	0	4	.216
TOTALS	2321	522	2	113	.225	TOTALS	351	95	5	39	.271

IVIE						WINFIELD					
	AB	H	HR	RBI	AVG.		AB	H	HR	RBI	AVG.
Vs. Atl.	146	38	1	19	.260	Vs. Atl.	186	51	8	29	.274
Chi.	50	12	0	8	.240	Chi.	132	40	3	15	.303
Cin.	81	22	2	19	.272	Cin.	169	36	4	17	.213
Hou.	130	30	3	9	.231	Hou.	162	35	4	16	.216
L.A.	82	27	3	15	.329	L.A.	174	45	6	29	.259
Mon.	38	11	1	7	.289	Mon.	133	40	2	21	.301
N.Y.	62	21	1	9	.339	N.Y.	142	45	8	31	.317
Phil.	40	7	0	3	.175	Phil.	142	36	7	25	.254
Pgh.	69	17	1	10	.246	Pgh.	138	40	4	19	.290
St.L.	64	21	2	10	.328	St.L.	110	33	4	21	.300
S.F.	73	17	2	13	.233	S.F.	152	45	1	9	.296
TOTALS	833	223	16	122	.268	TOTALS	1640	446	51	232	.272

(NOTE: Totals with San Diego only)

QUALIFICATION MARKS

To be eligible for the batting championship, the player must have a minimum of 502 plate appearances. For pitchers, to qualify for the ERA title, they must have 162 or more innings of work.

A player is considered a rookie unless he has exceeded 130 at-bats or 50 innings pitched or has accumulated more than 45 days on the active roster of a major league club during the period of the 25-player limit.

1976 PADRES PITCHING

DAVE FREISLEBEN										
	G	SHO	CG	IP	H	ER	HR	W-L	ERA	
Season	34	3	6	172	163	67	10	10-13	3.51	
Home	20	3	5	122	99	33	7	7-6	2.43	
Road	14	0	1	50	64	34	3	3-7	6.12	
Vs. Atl.	2	0	0	13	14	7	1	0-1	4.85	
Cin.	3	0	0	13.1	16	10	2	0-1	6.75	
Hou.	3	0	1	24.2	18	6	0	2-0	2.19	
L.A.	5	1	1	33	26	4	1	2-2	1.09	
S.F.	4	1	2	20	21	4	1	2-1	1.80	
N.L. West	17	2	4	104	95	31	5	6-5	2.68	
Vs. Chi.	1	0	0	4	5	5	1	0-1	11.25	
Mtl.	4	0	1	12.1	14	6	1	1-1	4.38	
N.Y.	2	1	1	9.2	5	0	0	1-0	0.00	
Phil.	3	0	0	19	14	9	1	0-2	4.26	
Pgh.	4	0	0	16.1	21	11	2	1-3	6.06	
St.L.	3	0	0	6.2	9	5	0	1-1	6.75	
N.L. East	17	1	2	68	68	36	5	4-8	4.76	
First Half	11	3	5	82.2	75	19	5	6-3	2.07	
Second Half	23	0	1	89.1	88	48	5	4-10	4.84	
Starter	24	3	6	158.1	149	64	9	8-12	3.64	
Relief	10	-	-	13.2	14	3	1	2-1	1.98	

TOM GRIFFIN										
	G	SHO	CG	IP	H	ER	HR	W-L	ERA	
Season	11	0	2	70.1	56	23	0	4-3	2.96	
Home	6	0	1	42	37	14	0	2-1	3.00	
Road	5	0	1	28.1	19	9	0	2-2	2.86	
Vs. Atl.	1	0	0	6.2	5	1	0	0-0	1.35	
Cin.	2	0	1	12.1	10	4	0	1-0	2.92	
Hou.	1	0	0	6	8	2	0	1-0	3.00	
L.A.	1	0	0	8.1	4	1	0	1-0	1.08	
S.F.	2	0	0	14	7	4	0	0-1	2.57	
N.L. West	7	0	1	47.1	34	12	0	3-1	2.28	
Vs. Chi.	0	0	0	-	-	-	-	-	-	
Mtl.	2	0	1	15	14	5	0	1-0	3.00	
N.Y.	2	0	0	8	8	6	0	0-2	6.75	
Phil.	0	0	0	-	-	-	-	-	-	
Pgh.	0	0	0	-	-	-	-	-	-	
St.L.	0	0	0	-	-	-	-	-	-	
N.L. East	4	0	1	23	22	11	0	1-2	4.30	
First Half	0	0	0	-	-	-	-	-	-	
Second Half	11	0	2	70.1	56	23	0	4-3	2.94	
Starter	11	0	2	70.1	56	23	0	4-3	2.94	
Relief	0	0	0	-	-	-	-	-	-	

(Statistics for San Diego only)

RANDY JONES										
	G	SHO	CG	IP	H	ER	HR	W-L	ERA	
Season	40	5	25	315.1	274	96	15	22-14	2.74	
Home	21	4	15	171.2	127	36	4	13-5	1.89	
Road	19	1	10	143.2	147	60	11	9-9	3.76	
Vs. Atl.	4	0	2	31.2	26	12	1	2-1	3.41	
Cin.	4	0	2	25.2	20	7	1	2-1	2.45	
Hou.	4	0	3	34.1	38	10	1	3-1	2.62	
L.A.	5	0	4	43	38	11	1	3-1	2.30	
S.F.	5	0	3	38.2	30	12	2	3-2	2.79	
N.L. West	22	0	14	173.1	152	52	6	13-6	2.70	
Vs. Chi.	2	0	1	12.1	13	9	1	1-1	6.57	
Mtl.	2	1	1	16	12	2	1	2-0	1.13	
N.Y.	4	1	2	31	30	8	1	1-3	2.32	
Phil.	3	3	3	27	16	0	0	3-0	0.00	
Pgh.	3	0	1	24	20	9	3	1-1	3.38	
St.L.	4	0	3	32	31	16	3	1-3	4.50	
N.L. East	18	5	11	142	122	44	9	9-7	2.79	
First Half	20	3	14	165	135	46	8	15-3	2.51	
Second Half	20	2	11	150.1	139	50	7	7-11	2.99	
Starter	40	5	25	315.1	274	96	15	22-14	2.74	
Relief	0	0	0	-	-	-	-	-	-	

BUTCH METZGER										
	G	SV	CG	IP	H	ER	HR	W-L	ERA	
Season	77	16	-	123.1	119	40	5	11-4	2.93	
Home	38	9	-	59	51	14	3	7-2	2.14	
Road	39	7	-	64.1	68	26	2	4-2	3.64	
Vs. Atl.	10	2	-	14.2	18	8	1	3-1	4.91	
Cin.	9	0	-	18	13	5	0	1-0	2.50	
Hou.	10	3	-	16	16	4	0	1-1	2.25	
L.A.	8	3	-	10	7	1	0	2-0	0.90	
S.F.	8	1	-	12	10	5	2	1-1	3.75	
N.L. West	45	9	-	70.2	64	23	3	8-3	2.93	
Vs. Chi.	5	2	-	9	7	2	0	2-0	2.00	
Mtl.	6	3	-	8.2	9	4	1	0-1	4.15	
N.Y.	4	0	-	7	5	1	0	0-0	1.29	
Phil.	7	1	-	13	16	3	0	0-0	2.08	
Pgh.	5	1	-	7	6	4	1	0-0	5.14	
St.L.	5	0	-	8	12	3	0	1-0	3.38	
N.L. East	32	7	-	52.1	55	17	2	3-1	2.92	
First Half	35	8	-	58.2	48	13	2	5-0	1.99	
Second Half	42	8	-	64.2	71	27	3	6-4	3.74	
Starter	0	-	-	-	-	-	-	-	-	
Relief	77	16	-	123.1	119	40	5	11-4	2.92	

RICK SAWYER

	G	SHO	CG	IP	H	ER	HR	W-L	ERA
Season	13	2	4	81.2	84	23	2	5-3	2.52
Home	5	0	0	31.1	37	10	0	1-3	2.87
Road	8	2	4	50.1	47	13	2	4-0	2.32
Vs. Atl.	2	1	1	9.2	9	4	1	1-0	3.72
Cin.	1	0	0	6	7	0	0	0-1	0.00
Hou.	3	0	0	21.2	23	6	1	1-1	2.49
L.A.	1	0	1	9	6	2	0	1-0	2.00
S.F.	1	0	1	9	6	1	0	1-0	1.00
N.L. West	8	1	3	55.1	51	13	2	4-2	2.11
Vs. Chi.	0	0	0	-	-	-	-	-	-
Mtl.	1	0	0	6.1	7	2	0	0-1	2.84
N.Y.	1	1	1	9	8	0	0	1-0	0.00
Phil.	0	0	0	-	-	-	-	-	-
Pgh.	2	0	0	5.1	8	4	0	0-0	6.75
St.L.	1	0	0	5.2	10	4	0	0-0	6.35
N.L. East	5	1	1	26.1	33	10	0	1-1	3.42
First Half	0	0	0	-	-	-	-	-	-
Second Half	13	2	4	81.2	84	23	2	5-3	2.53
Starter	11	2	4	74.2	76	23	2	5-2	2.77
Relief	2	-	-	7	8	0	0	0-1	0.00

DAN SPILLNER

	G	SHO	CG	IP	H	ER	HR	W-L	ERA
Season	32	0	0	106.2	120	60	11	2-11	5.05
Home	14	0	0	57	63	24	5	0-6	3.79
Road	18	0	0	49.2	57	36	6	2-5	6.52
Vs. Atl.	5	0	0	18	22	13	3	0-2	6.50
Cin.	5	0	0	10.2	15	9	1	0-2	7.59
Hou.	3	0	0	16.1	21	10	1	0-3	5.51
L.A.	3	0	0	9.1	4	3	1	0-0	2.89
S.F.	3	0	0	4.1	6	5	0	0-0	10.38
N.L. West	19	0	0	58.2	68	40	6	0-7	6.13
Vs. Chi.	4	0	0	13.2	13	4	1	0-0	2.63
Mtl.	1	0	0	8	4	1	1	1-0	1.13
N.Y.	1	0	0	1.1	0	0	0	0-0	0.00
Phil.	3	0	0	12.2	19	9	1	0-2	6.39
Pgh.	2	0	0	7.2	14	4	1	0-1	4.70
St.L.	2	0	0	4.2	2	2	1	1-1	3.86
N.L. East	13	0	0	48	52	20	5	2-4	3.75
First Half	25	0	0	77	88	41	7	2-8	4.79
Second Half	7	0	0	29.2	32	19	4	0-3	5.76
Starter	14	0	0	75.2	89	41	8	1-10	4.88
Relief	18	0	0	31	31	19	3	1-1	5.52

BRENT STROM

	G	SHO	CG	IP	H	ER	HR	W-L	ERA
Season	36	1	8	210.2	188	77	15	12-16	3.28
Home	16	0	5	102	80	31	6	6-4	2.74
Road	20	1	3	108.2	108	46	9	6-12	3.81
Vs. Atl.	4	0	1	19.2	15	10	1	1-1	4.58
Cin.	4	0	1	22.1	28	13	3	1-3	5.24
Hou.	2	0	0	9.2	7	4	1	0-1	3.72
L.A.	3	0	1	17.1	18	5	2	2-1	2.60
S.F.	5	0	0	28	30	15	2	1-2	4.82
N.L. West	18	0	3	97	98	47	9	5-8	4.36
Vs. Chi.	4	0	2	25	21	6	0	2-1	2.16
Mtl.	3	0	0	19	15	5	2	2-1	2.37
N.Y.	2	1	1	14.2	8	2	1	1-1	1.23
Phil.	1	0	0	6	4	3	1	0-1	4.50
Pgh.	4	0	2	25	18	5	2	2-1	1.80
St.L.	4	0	0	24	24	9	0	0-3	3.38
N.L. East	18	1	5	113.2	90	30	6	7-8	2.38
First Half	21	1	5	125	106	44	8	8-8	3.17
Second Half	15	0	3	85.2	82	33	7	4-8	3.47
Starter	33	1	8	204.2	187	76	14	12-16	3.34
Relief	3	-	-	6	1	1	1	0-0	1.50

DAVE TOMLIN

	G	SV	CG	IP	H	ER	HR	W-L	ERA
Season	49	0	0	73	62	23	4	0-1	2.84
Home	19	0	0	22	17	13	2	0-0	5.32
Road	30	0	0	51	45	10	2	0-1	1.76
Vs. Atl.	7	0	0	16.1	11	0	0	0-0	0.00
Cin.	6	0	0	9.1	11	8	0	0-0	7.71
Hou.	5	0	0	5.2	8	2	1	0-0	3.18
L.A.	3	0	0	4	3	0	0	0-0	0.00
S.F.	7	0	0	8.1	12	8	2	0-1	8.64
N.L. West	28	0	0	43.2	45	18	3	0-1	3.71
Vs. Chi.	5	0	0	6.1	2	0	0	0-0	0.00
Mtl.	2	0	0	3.2	2	0	0	0-0	0.00
N.Y.	1	0	0	1.2	5	2	0	0-0	10.80
Phil.	3	0	0	5.1	3	0	0	0-0	0.00
Pgh.	5	0	0	5.1	2	3	1	0-0	5.06
St.L.	5	0	0	7	3	0	0	0-0	0.00
N.L. East	21	0	0	29.1	17	5	1	0-0	1.53
First Half	24	0	0	31.1	32	19	3	0-1	5.46
Second Half	25	0	0	41.2	30	4	1	0-0	0.86
Starter	1	-	0	2	5	5	1	0-1	22.50
Relief	48	0	-	71	57	18	3	0-0	2.28

1977 SPRING TRAINING

YUMA, ARIZONA

Field

Desert Sun Stadium, Avenue A at 35th Street. Four playing fields in a clover-leaf shape with a huge ultra-modern clubhouse in the center. The three practice fields are similar to the exhibition field with 30-foot high backstops. Desert Sun Stadium has a concrete grandstand with 700 box seats, 1500 reserved seats and 2,000 bleacher seats. The dimensions are 350 feet down the foul lines, 385 feet to the power alleys and 420 feet to straightaway center. Chain link fencing is used throughout the 25-acre clover-leaf complex with the exception of the outfield fence at Desert Sun Stadium that has chain link with redwood stakes. The entire complex was developed by the Yuma City Recreation and Parks Department.

Headquarters

Ramada Inn, 4th Avenue and 32nd Street, Yuma. Phone (602) 344-1420.

Press Facilities

Working Press Box at Desert Sun Stadium. Radio facilities available for visiting club's broadcasts. Please request radio space in advance.

Park Telephones

E. J. Bavasi (602) 726-6040; Bob Fontaine (602) 726-6040; John Mattei (602) 726-6041; Manager (602) 726-6041; Public Relations (602) 726-6041; Clubhouse (602) 726-9866.

SAN DIEGO PADRES

1977 SPRING TRAINING SCHEDULE

DAY	DATE	OPPONENT	SITE
Tuesday	March 8	California Angels	Yuma
Wednesday	March 9	California Angels	Holtville
Thursday	March 10	California Angels	Yuma
Friday	March 11	California Angels	Holtville
Saturday	March 12	Seattle Mariners	Yuma
Sunday	March 13	Seattle Mariners	Yuma
Monday	March 14	Cleveland Indians	Tucson
Tuesday	March 15	Milwaukee Brewers	Sun City
Wednesday	March 16	San Francisco Giants	Phoenix
Thursday	March 17	Chicago Cubs	Scottsdale
Friday	March 18	San Francisco Giants	Phoenix
Saturday	March 19	Cleveland Indians	Tucson
Sunday	March 20	Cleveland Indians	Yuma
Monday	March 21	Chicago Cubs	Scottsdale
Tuesday	March 22	Oakland A's	Mesa
Wednesday	March 23	Seattle Mariners	Tempe
Thursday	March 24	Chicago Cubs	Yuma
Friday	March 25	Cleveland Indians	Yuma
Saturday	March 26	San Francisco Giants	Yuma
Sunday	March 27	San Francisco Giants	Yuma
Monday	March 28	California Angels	Yuma
Tuesday	March 29	OPEN DATE	
Wednesday	March 30	Milwaukee Brewers	Yuma
Thursday	March 31	California Angels	Palm Springs
Friday	April 1	University of San Diego	U.S.D.
Saturday	April 2	Oakland A's	San Diego
Sunday	April 3	Oakland A's	San Diego
Monday	April 4	Oakland A's	Mesa

All games will be 1 p.m. except April 2 which will be 7 p.m.

TRADING DEADLINES

Trading regulations within own league: No waivers necessary from midnight last day of the season to midnight June 15. Waivers are necessary from June 15 to last day of the season.

Inter-league: No waivers necessary during inter-league trading period, midnight on fifth day after completion of world series to midnight of night preceding last day of the winter meetings. League waivers (assignor's league) are necessary from midnight of night preceding last day of winter meetings to midnight June 15 and from midnight last day of the season to midnight on fifth day after completion of world series. Major league waivers are necessary from midnight June 15 to the last day of the season.

PADRES FINAL 1976 SPRING STATISTICS

BATTING

	AVG	G	AB	R	H	2B	3B	HR	RBI	BB	SO	SH-F	SB-C	E
Almon	.200	2	5	1	1	0	0	0	0	1	1	0-0	1-0	1
Champion	.000	2	3	0	0	0	0	0	0	0	1	0-0	0-0	0
B. Davis	.276	12	29	7	8	2	1	0	5	3	5	1-0	0-0	2
W. Davis	.244	12	41	8	10	1	0	0	5	2	3	0-1	0-1	4
Fuentes	.239	13	46	6	11	3	0	0	2	3	3	0-0	1-0	1
Grubb	.424	12	33	7	14	3	1	1	4	8	4	0-0	1-1	1
Hernandez	.105	6	19	1	2	0	0	0	0	1	0	1-0	1-0	2
Hilton	.500	1	2	0	1	1	0	0	0	0	0	0-0	0-0	0
Hundley	.000	5	8	0	0	0	0	0	0	1	1	0-0	0-0	1
Ivie	.227	15	44	4	10	0	1	1	8	0	6	0-2	0-0	0
Kendall	.389	6	18	3	7	2	0	1	5	0	0	0-0	0-0	0
Kubiak	.071	8	14	1	1	0	0	0	0	0	1	0-0	0-0	1
Locklear	.267	8	15	0	4	0	0	0	3	3	3	0-2	0-0	0
McCovey	.286	12	28	4	8	2	0	3	7	3	1	0-0	0-0	1
Meoli	.417	7	12	2	5	0	0	0	2	3	0	1-1	0-0	0
Pepitone	.300	5	10	0	3	0	0	0	2	0	5	0-0	0-0	0
Rader	.300	11	30	8	9	1	2	0	3	7	6	0-1	1-0	0
Richards	.200	7	15	2	3	1	0	0	3	1	2	0-0	0-1	0
Scott	.000	11	9	1	0	0	0	0	0	0	2	1-0	0-0	0
Torres	.258	10	31	8	8	1	1	2	5	1	6	1-0	0-0	0
Turner	.364	10	22	3	8	1	0	1	4	3	4	0-0	1-0	2
Valentine	.286	4	7	1	2	0	0	0	1	0	0	0-0	0-0	1
Winfield	.405	14	42	9	17	4	1	3	8	6	4	0-1	2-0	1
Dupree	.000	8	0	0	0	0	0	0	0	0	0	0-0	0-0	0
Folkers	1.000	1	1	1	1	0	0	0	0	0	0	0-0	0-0	0
Foster	.000	2	0	0	0	0	0	0	0	0	0	0-0	0-0	0
Freisleben	.000	3	1	0	0	0	0	0	0	0	1	0-0	0-0	0
Frisella	.000	3	0	0	0	0	0	0	0	0	0	0-0	0-0	0
Greif	.000	3	3	0	0	0	0	0	0	0	0	1-0	0-0	0
Johnson	.000	2	0	0	0	0	0	0	0	0	0	0-0	0-0	0
Jones	.000	3	2	0	0	0	0	0	0	0	1	1-0	0-0	0
McSpadden	.000	1	0	0	0	0	0	0	0	0	0	0-0	0-0	0
Metzger	.000	6	1	0	0	0	0	0	0	0	0	0-0	0-0	0
Spillner	.000	4	0	0	0	0	0	0	1	0	0	1-1	0-0	1
Strom	.000	4	5	1	0	0	0	0	0	0	2	1-0	0-0	0
Tomlin	.000	3	1	0	0	0	0	0	0	0	1	0-0	0-0	0
Wehrmeister	.333	3	3	0	1	0	0	0	0	0	1	0-0	0-0	1
TOTALS	.269	15	499	78	134	22	7	12	68	46	64	9-9	8-3	20
OPPONENTS	.273	15	513	63	140	24	6	2	57	55	71	1-4	15-6	20

PITCHING

	W-L	ERA	G	IP	H	R	ER	BB	SO	HB	HR
Dupree	1-2	3.86	8	9.1	10	8	4	4	5	1	1
Folkers	0-0	6.00	1	3	5	3	2	0	2	0	0
Foster	0-2	3.38	2	8	9	3	3	6	2	0	0
Freisleben	2-1	7.00	3	9	10	8	7	6	3	0	0
Frisella	0-0	15.75	3	4	8	7	7	4	4	0	0
Greif	1-0	0.00	3	13	9	0	0	1	9	0	0
Johnson	0-0	3.00	2	6	5	2	2	2	2	0	0
Jones	0-0	3.46	3	13	19	6	5	5	9	0	0
McSpadden	0-0	3.00	1	3	3	1	1	2	1	1	0
Metzger	0-0	0.90	6	10	7	1	1	0	5	2	0
Spillner	2-1	5.31	4	20.1	24	13	12	10	10	0	0
Strom	1-0	1.62	4	16.2	15	3	3	8	6	0	0
Tomlin	0-0	3.38	3	5.1	6	3	2	1	4	0	1
Wehrmeister	1-1	2.25	3	12	10	5	3	6	9	1	0
TOTALS	8-7	3.53	15	132.2	140	63	52	55	71	5	2

PADRES SPRING HOTELS

Yuma	Ramada Inn (602)	344-1420
Phoenix	Central Plaza Inn (602)	277-6671
Tucson	Ramada Inn (602)	624-8341
Palm Springs	Ramada Inn (714)	325-5591

MEN IN WHITE

Ray Peralta will be serving his ninth season as the Padres equipment manager, thereby making his 24th season in professional baseball.

Ray served as equipment manager for the Padres of the Pacific Coast League from 1952-68. A nine-year Navy veteran, he has more than 30 years of government experience to his credit, having worked for more than 21 years at the Naval Air Station on North Island in San Diego.

The Padres assistant trainer is 29-year-old Dick Dent who is in his second year with the ball club. A certified member of the National Athletic Trainers Association, Dent has served with the former San Diego Conquistadors of the ABA plus the San Diego Chargers, San Diego State and San Diego Mesa College.

An Army veteran, Dent is married (Mary Lou) with two children and received his education at San Diego State.

PADRE HISTORY



PADRE RECORDS

(For regulation 9-inning games)

Individual Batting

- MOST GAMES:** Season—156, Nate Colbert 1970 and 1972
Career—866, Nate Colbert 1969-74
- MOST AT-BATS:** Game—6 by several; last time Willie Davis at Houston (2nd game) 4-18-76 and at San Francisco 5-17-76
Season—(RH) 584, Cito Gaston 1970; (LH) 553, John Grubb 1975
Career—3080, Nate Colbert 1969-74
- MOST RUNS SCORED:** Game—4 by several; last time Jerry Turner vs. Atlanta 6-26-76
Season—92, Cito Gaston 1970
Career—442, Nate Colbert 1969-74
- MOST HITS:** Game—5, Leron Lee vs. Cincinnati 9-7-71
Season—(RH) 186, Cito Gaston 1970; (LH) 149, John Grubb 1975
Career—780, Nate Colbert 1969-74
- MOST SINGLES:** Game—4, by many
Season—130, Tito Fuentes 1975
Career—473, Cito Gaston 1969-74
- MOST DOUBLES:** Game—3, Jose Arcia vs. Cincinnati 9-19-69; Willie McCovey vs. Philadelphia 8-24-75
Season—36, John Grubb 1975
Career—130, Nate Colbert 1969-74
- MOST TRIPLES:** Game—2 by several; last time Doug Rader at San Francisco 5-17-76
Season—10, Willie Davis, 1976
Career—29, Cito Gaston 1969-74
- MOST HOME RUNS:** Game—3, Nate Colbert vs. Atlanta 8-1-72
Season—(RH) 38, Nate Colbert 1970, 1972; (LH) 23, Willie McCovey 1975
Career—163, Nate Colbert 1969-74
- MOST RUNS BATTED IN:** Game—8, Nate Colbert at Atlanta 8-1-72
Season—(RH) 111, Nate Colbert 1972; (LH) 68, Willie McCovey 1975
Career—481, Nate Colbert 1969-74
- MOST TOTAL BASES:** Game—12, Nate Colbert at Atlanta 8-1-72
Season—317, Cito Gaston 1970
Career—1427, Nate Colbert 1969-74
- MOST STOLEN BASES:** Game—3, Enzo Hernandez vs. Houston 10-1-72, at Atlanta 5-13-73 and vs. New York 4-23-74; Dave Winfield at San Francisco (2nd game) 9-5-76
Season—37, Enzo Hernandez 1974
Career—129, Enzo Hernandez, 1971-76
- MOST SACRIFICE HITS:** Game—3, Pat Dobson at San Francisco 9-25-70 and Rick Sawyer at San Francisco (2nd game) 9-5-76
Season—24, Enzo Hernandez 1975
Career—82, Enzo Hernandez, 1971-76
- MOST SACRIFICE FLIES:** Game—2, Nate Colbert vs. Houston 6-28-74, Ed Spezio vs. Cincinnati 4-8-71 and Dave Winfield vs. Houston 5-1-75
Season—8, Tito Fuentes 1975
Career—24, Nate Colbert 1969-74
- MOST WALKS:** Game—4, Nate Colbert at St. Louis 6-5-70 and Enzo Hernandez at St. Louis 8-17-76
Season—96, Willie McCovey 1974
Career—350, Nate Colbert 1969-74
- MOST STRIKEOUTS:** Game—4, by several; last time Mike Ivie at Atlanta 9-4-75
Season—150, Nate Colbert 1970
Career—773, Nate Colbert 1969-74
- MOST HIT BY PITCH:** Game—1, by many
Season—11, Al Ferrara 1970
Career—21, Nate Colbert 1969-74
- HIGHEST BATTING AVERAGE:** Season—(RH) .318, Cito Gaston 1970; (LH) .311 John Grubb 1973
Career—.287 John Grubb, 1973-76 (min. 300 games).
- HIGHEST SLUGGING PERCENTAGE:** Season—(RH) .543, Cito Gaston 1970; (LH) .497, Leron Lee 1972
Career—.469, Nate Colbert 1969-74
- MOST HOME RUNS, HOME:** Season—17, Nate Colbert 1970
- MOST HOME RUNS, ROAD:** Season—22, Nate Colbert 1972
- MOST GROUNDED INTO DOUBLE PLAYS:** Season—20, Fred Kendall, 1976
- MOST CONSECUTIVE HITS:** 7, Cito Gaston 1970
- LONGEST HITTING STREAK:** 15 games; Ivan Murrell 1969, Nate Colbert and Cito Gaston 1972, and Bobby Tolan 1974

Pinch-Hitting

- MOST AT-BATS:** Season—70 Ramon Webster 1970
Career—131, Ivan Murrell 1969-73
- MOST HITS:** Season—(RH) 12, Merv Rettenmund, 1976; (LH) 17, Ramon Webster, 1970
Career—34, Gene Locklear, 1973-76
- MOST RUNS BATTED IN:** Season—8, Al Ferrara 1969 and Larry Stahl 1971
Career—15, Larry Stahl 1969-72
- MOST HOME RUNS:** Season—2 by several; last time Merv Rettenmund, 1976
Career—3, Jerry Morales 1969-73, Cito Gaston 1969-74 and Willie McCovey 1974-76
- HIGHEST AVERAGE:** Season—.409, Jerry Morales (9-22), 1973 (min. 20 AB)
Career—.278, Jerry Morales (12-43), 1969-73 (min. 35 AB)

Rookie Records

GAMES: 143, Enzo Hernandez 1971; **AT-BATS:** 549, Hernandez 1971; **RUNS:** 58, Hernandez 1971; **HITS:** 122, Hernandez 1971; **DOUBLES:** 22, John Grubb 1973; **TRIPLES:** 7, Cito Gaston 1969; **HOME RUNS:** 8, Grubb 1973 and Mike Ivie 1975; **RBI:** 46, Mike Ivie 1975 and **BATTING AVERAGE:** .311, Grubb 1973.

Team Batting

- MOST AT-BATS:** Inning—12 at Cincinnati 5-3-69 (1st inning)
 Game—48 at St. Louis 8-17-73
 Season—5494 in 1970
- FEWEST AT BATS:** 23 vs. Chicago 7-19-75 and vs. St. Louis 5-21-75
- MOST RUNS SCORED:** Inning—9 at Cincinnati 5-3-69 (1st inning)
 Game—16 at Philadelphia 7-26-70 (extra innings, 17 at San Francisco 5-23-70)
 Season—681 in 1970
- MOST HITS:** Inning—7 at Cincinnati 5-3-69 (1st inning) and vs. Houston 7-5-69 (12th inning, all consecutive)
 Game—19 at Pittsburgh 6-2-70 (extra innings, 21 at San Francisco 5-23-70)
 Season—1353 in 1970
- MOST DOUBLES:** Game—7 vs. Cincinnati 5-21-72
 Season—216 in 1976
- MOST TRIPLES:** Game—4 at Pittsburgh 6-2-70
 Season—42 in 1969
- MOST HOME RUNS:** Game—4, several times; last time at Cincinnati 9-26-73 (Colbert, Roberts, Gaston, Hilton) (extra inning, 5 at San Francisco 5-23-70, Cannizzaro, Gaston, Slocum, Colbert, Huntz)
 Season—172 in 1970
- MOST RUNS BATTED IN:** Game—15 at Philadelphia 7-26-70 (extra innings, 16 at San Francisco 5-23-70)
 Season—629 in 1970
- MOST WALKS:** Game—10 several times; last time at Atlanta 5-31-76 and at St. Louis 8-17-76
- MOST STRIKEOUTS:** Game—19 vs. New York 4-22-70 (All by Tom Seaver)
 Season—1164 in 1970
- MOST STOLEN BASES:** Game—4 several times; last time at Pittsburgh 5-27-74
 Season—88 in 1973
- MOST STOLEN BASES:** Game—4 several times; last time at Houston 7-28-76, at San Francisco (2nd game) 9-5-76 and at Los Angeles 10-3-76
 Season—92 in 1976
- MOST LEFT ON BASE:** Game—14 at St. Louis 8-13-70 and vs. San Francisco 9-15-73 (extra innings, 17 at San Francisco 5-23-70 and vs. Cincinnati 5-23-74)
- MOST SACRIFICE HITS:** Game—5 vs. Cincinnati 4-18-73
 Season—133 in 1975
- MOST SACRIFICE FLIES:** Game—3 at San Francisco 10-2-69 and at Atlanta 5-13-73
 Season—46 in 1975
- HIGHEST BATTING AVERAGE:** Season—.247 in 1976
- MOST PLAYERS USED:** Game—22 at Cincinnati 9-11-69 (extra innings, 22 vs. Cincinnati 5-23-74)
 Season—43 in 1974
- MOST PITCHERS USED:** Game—7 vs. Houston 4-9-74, vs. Los Angeles 7-31-74 and vs. Atlanta 8-5-74
 Season—18 in 1974
- MOST PINCH HITTERS USED:** Inning—4 at San Francisco 8-25-72 (7th) and at Los Angeles 9-27-72 (8th)
 Game—6 vs. Pittsburgh 6-10-74
 Season—24 different players in 1969
- MOST PINCH HITS:** Game—3, several times; last time at Montreal 6-16-74 (McCovey single, Alou single, Gaston HR) and at Houston 9-7-74 (McCovey single, Hernandez single, Gaston double)
 Season—69 in 1974
- MOST PINCH HIT RBI:** Game—6 at Chicago 6-14-72 (Gaston 4, Jestadt, Kendall)
 Season—32 in 1974
- HIGHEST PINCH HITTING AVERAGE:** Season—.242 in 1974
- MOST PINCH RUNNERS:** Game—3 vs. St. Louis 8-23-70, vs. Houston 9-8-70 and at Los Angeles 9-22-74

Individual Pitching

- MOST APPEARANCES:** Season—(RH) 77, Butch Metzger, 1976; (LH) 67, Dave Tomlin, 1975
 Career—219, Gary Ross 1969-
- MOST INNINGS PITCHED:** Game—15, Clay Kirby vs. Houston 9-24-71
 Season—(RH) 267.1, Clay Kirby; (LH) 315.1, Randy Jones, 1976
 Career—1128, Clay Kirby 1969-73
- MOST HITS ALLOWED:** Game—14, Fred Norman vs. Los Angeles 9-20-72 (7 innings)
 Season—274, Randy Jones, 1976
 Career—1026, Clay Kirby 1969-73
- *FEWEST HITS ALLOWED:** Season—7.18, Clay Kirby 1971 (213 in 267 IP)
 Career—8.18, Clay Kirby 1969-73 (1026 in 1129 IP)
- MOST RUNS ALLOWED:** Game—9, Al Santorini at San Francisco 7-10-71 (4.1 innings) and Steve Arlin vs. Montreal 8-17-71 (6.2 innings)
 Season—127, Bill Greif 1974
 Career—534, Clay Kirby 1969-73
- *FEWEST RUNS ALLOWED:** Season—2.63, Dave Roberts 1971 (79 in 270 IP)
 Career—3.40, Dave Roberts 1969-71 (189 in 501 IP)
- MOST EARNED RUNS ALLOWED:** Game—8, Mike Caldwell vs. Atlanta 5-12-73 (3 inn.)
 Season—118, Bill Greif 1974
 Career—468, Clay Kirby 1969-73
- *FEWEST EARNED RUNS ALLOWED:** Season—2.10, Dave Roberts 1971 (63 in 270 IP)
 Career—2.98, Dave Roberts 1969-71 (148 in 501 IP)
- MOST STRIKEOUTS:** Game—(RH) 13, Clay Kirby at New York 6-10-71 and vs. Atlanta 6-23-73; (LH) 15, Fred Norman at Cincinnati 9-18-72 (extra innings, 15 by Clay Kirby vs. Houston 9-24-71 in 15 inn.)
 Season—(RH) 231, Clay Kirby 1971; (LH) 167, Fred Norman 1972
 Career—802, Clay Kirby 1969-73

MOST WALKS: Inning—4 by several; last time Dave Freisleben at Cincinnati 7-29-76
 Game—10, Clay Kirby at San Francisco 7-15-69
 Season—122, Steve Arlin 1972
 Career—505, Clay Kirby 1969-73

MOST GAMES STARTED: Season—(RH) 37, Steve Arlin, 1971; (LH) 40 Randy Jones, 1976
 Career—170, Clay Kirby 1969-73

MOST COMPLETE GAMES: Season—(RH) 13, Clay Kirby, 1971; (LH) 25, Randy Jones, 1976
 Career—53, Randy Jones, 1973-76

MOST WINS: Season—(RH) 15, Clay Kirby, 1971; (LH) 22, Randy Jones, 1976
 Career—57, Randy Jones, 1973-76

MOST LOSSES: Season—(RH) 21, Steve Arlin 1972; (LH) 22, Randy Jones 1974
 Career—81, Clay Kirby 1969-73

MOST SAVES: Season—(RH) 16, Butch Metzger, 1976; (LH) 10, Mike Caldwell, 1973
 Career—16, Vicente Romo, 1973-74 and Butch Metzger 1976

MOST SHUTOUTS: Season—6, Fred Norman 1972 and Randy Jones 1975
 Career—13, Randy Jones 1973-76

MOST HOME RUNS ALLOWED: Game—4 by several; last time Clay Kirby vs. Cincinnati 6-26-72
 Season—30, Clay Kirby 1973
 Career—118, Clay Kirby 1969-73

MOST HIT BATTERS: Game—3 by several; last time Mike Corkins vs. San Francisco 9-13-73
 Season—14, Bill Greif 1974
 Career—32, Bill Greif 1972-75

MOST WILD PITCHES: Game—3, Lowell Palmer vs. Chicago 6-5-74 and Tom Phoebus vs. Atlanta 5-4-71
 Season—15, Steve Arlin 1972
 Career—48, Clay Kirby 1969-73

MOST BALKS: Game—2 by several; last time Mike Dupree vs. Chicago 4-28-76 and Jerry Johnson at Houston 7-27-76
 Season—3, Mike Corkins 1974, Dave Freisleben 1976 and Jerry Johnson 1976
 Career—6, Mike Corkins 1969-

BEST WINNING PERCENTAGE: Season—(RH) .778 Jack Baldschun (7-2) 1969; (LH) .625 Randy Jones (20-12), 1975
 Career—.514, Randy Jones (57-54) 1973-76 (min. 20 decisions)

BEST EARNED RUN AVERAGE: Season—(RH) 2.83, Clay Kirby 1971; (LH) 2.10, Dave Roberts 1971
 Career—(min. 200 IP) 2.98, Dave Roberts (166 in 501 IP) 1969-71

MOST RUNNERS PICKED OFF BASE: Game—2, Paul Doyle vs. Chicago 8-27-70 (9th, Kessinger and Beckert) and Bill Greif vs. St. Louis 6-9-72 (3rd, Gibson and Brock)
 Season—9, Steve Arlin 1972

MOST CONSECUTIVE GAMES WON: 10, Butch Metzger 1976

MOST CONSECUTIVE GAMES LOST: 11, Gary Ross 1969 and Steve Arlin 1972

MOST CONSECUTIVE SCORELESS INNINGS: (RH) 22, Clay Kirby 1972; (LH) 28.1 Dave Roberts 1970

MOST CONSECUTIVE COMPLETE GAMES: 5, Randy Jones 1976

MOST PITCHES, ONE GAME: 161, Clay Kirby vs. Cincinnati 5-9-71

FEWEST PITCHES, ONE GAME: 68, Randy Jones vs. Pittsburgh 5-24-75

MOST WINS, ONE DAY: 2, Bob Miller vs. Houston 6-23-71

MOST CONSECUTIVE HITLESS INNINGS, 2 OR MORE GAMES: 12, Steve Arlin vs. Montreal 7-14-72 (3.1 IP) and vs. Philadelphia 7-18-72 (8.2 IP)

*Represents average per nine innings based on a minimum of 150 innings for a season and 200 innings for a career.

Rookie Pitching Records

APPEARANCES: 77, Butch Metzger, 1976; INNINGS PITCHED: 216, Clay Kirby 1969; STRIKEOUTS: 130, Dave Freisleben 1974; VICTORIES 11, Butch Metzger, 1976; EARNED RUN AVERAGE: 2.93, Butch Metzger, 1976 (min. 100 IP)

TEAM PITCHING

(Season)

Most Complete Games: 47 in 1971 and 1976 (Opp. 62 in 1969)
 Fewest Complete Games: 16 in 1969 (Opp. 38 in 1974)
 Most Runs Allowed: 830 in 1974 (Opp. 681 in 1970)
 Fewest Runs Allowed: 610 in 1971 (Opp. 468 in 1969)
 Most Walks: 715 in 1974 (Opp. 564 in 1974)
 Fewest Walks: 521 in 1975 (Opp. 401 in 1973)
 Most Strikeouts: 960 in 1972 (Opp. 1164 in 1970)
 Fewest Strikeouts: 652 in 1976 (Opp. 716 in 1976)
 Most Home Runs Allowed: 124 in 1974 (Opp. 172 in 1970)
 Fewest Home Runs Allowed: 87 in 1976 (Opp. 64 in 1976)
 Highest Earned Run Average: 4.58 in 1974 (Opp. 4.33 in 1970)
 Lowest Earned Run Average: 3.22 in 1971 (Opp. 2.41 in 1969)
 Most Shutouts: 17 in 1972 (Opp. 23 in 1976)
 Most Saves: 32 in 1970 (Opp. 50 in 1969)

SAVE RULE

A pitcher will be credited with a save when he meets all three of the following conditions:

1. He is the finishing pitcher in a game won by his club, and
2. He is not the winning pitcher, and
3. He qualifies under one of the following conditions:
 - a. He enters the game with a lead of no more than three runs and pitches for at least one inning, or
 - b. He enters the game with the potential tying run either on base, at bat or on deck (that is, the potential tying run is either already on base or is one of the first two batsmen he faces), or
 - c. He pitches effectively for at least three innings.

ALL-TIME
PADRE
LEADERS



PADRE TOP TEN

BATTING

SINGLE SEASON

Games Played	
156	Nate Colbert 1970
156	Nate Colbert 1971
154	Dave Campbell 1970
151	Ollie Brown 1969
151	Nate Colbert 1972
147	Enzo Hernandez 1974
147	Bobby Tolan 1975
146	Cito Gaston 1970
146	Tito Fuentes 1975
146	Fred Kendall 1976

At-Bats	
584	Cito Gaston 1970
581	Dave Campbell 1970
572	Nate Colbert 1970
568	Ollie Brown 1969
565	Nate Colbert 1971
565	Tito Fuentes 1975
563	Nate Colbert 1972
553	John Grubb 1975
549	Enzo Hernandez 1971
534	Ollie Brown 1970

Runs Scored	
92	Cito Gaston 1970
87	Nate Colbert 1972
84	Nate Colbert 1970
81	Dave Winfield 1976
81	Nate Colbert 1971
79	Ollie Brown 1970
76	Ollie Brown 1969
74	Dave Winfield 1975
73	Nate Colbert 1973
72	John Grubb 1975

Hits	
186	Cito Gaston 1970
158	Tito Fuentes 1975
156	Ollie Brown 1970
150	Ollie Brown 1969
149	Nate Colbert 1971
149	John Grubb 1975
148	Nate Colbert 1970
143	Nate Colbert 1973
143	Fred Kendall 1973
141	Nate Colbert 1972

Doubles	
36	John Grubb 1975
34	Ollie Brown 1970
28	Dave Campbell 1970
27	Nate Colbert 1972
26	Dave Winfield 1976
26	Cito Gaston 1970
25	Nate Colbert 1971
25	Nate Colbert 1973
24	Derrel Thomas 1974
23	Leron Lee 1972
23	Jerry Morales 1973

Triples	
10	Willie Davis 1976
9	Nate Colbert 1969
9	Cito Gaston 1970
9	Ollie Brown 1971
9	Cito Gaston 1971
7	Cito Gaston 1970
7	Leron Lee 1972
7	Jerry Morales 1972
6	Ivan Murrell 1969
6	Nate Colbert 1970
6	Derrel Thomas 1974

Home Runs	
38	Nate Colbert 1970
38	Nate Colbert 1972
29	Cito Gaston 1970
27	Nate Colbert 1971
24	Nate Colbert 1969
23	Ollie Brown 1970
23	Willie McCovey 1975
22	Nate Colbert 1973
22	Willie McCovey 1974
21	Dave Roberts 1973

CAREER

Games Played	
866	Nate Colbert 1969-75
776	Cito Gaston 1969-74
703	Enzo Hernandez 1971-
689	Fred Kendall 1969-76
513	John Grubb 1973-76
481	Dave Winfield 1973-
458	Ollie Brown 1969-72
437	Ivan Murrell 1969-73
384	Derrell Thomas 1972-74
373	Dave Roberts 1972-75

At-Bats	
3080	Nate Colbert 1969-74
2615	Cito Gaston 1969-74
2321	Enzo Hernandez 1971-
2092	Fred Kendall 1969-76
1791	John Grubb 1973-76
1656	Ollie Brown 1969-72
1640	Dave Winfield 1973-
1427	Derrel Thomas 1972-74
1328	Dave Roberts 1972-75
1144	Dave Campbell 1970-73

Runs Scored	
442	Nate Colbert 1969-74
269	Cito Gaston 1969-74
240	Enzo Hernandez 1971-
235	John Grubb 1973-76
221	Dave Winfield 1973-
194	Ollie Brown 1969-72
139	Fred Kendall 1969-76
137	Derrel Thomas 1972-74
127	Dave Roberts 1972-75
117	Dave Campbell 1970-73

Hits	
780	Nate Colbert 1969-74
672	Cito Gaston 1969-74
522	Enzo Hernandez 1971-
513	John Grubb 1973-76
492	Fred Kendall 1969-76
450	Ollie Brown 1969-72
446	Dave Winfield 1973-
340	Derrel Thomas 1972-74
324	Dave Roberts 1972-75
295	Tito Fuentes 1975-76

Doubles	
130	Nate Colbert 1969-74
101	John Grubb 1973-76
93	Cito Gaston 1969-74
70	Ollie Brown 1969-72
70	Fred Kendall 1969-76
68	Dave Winfield 1973-
66	Enzo Hernandez 1971-
50	Dave Campbell 1970-73
50	Leron Lee 1971-73
49	Dave Roberts 1972-75

Triples	
29	Cito Gaston 1969-74
22	Nate Colbert 1969-74
13	Ivan Murrell 1969-73
13	Enzo Hernandez 1971-
12	Derrel Thomas 1972-74
11	John Grubb 1973-76
11	Dave Winfield 1973-
11	Leron Lee 1971-73
10	Jerry Morales 1969-73
10	Willie Davis 1976-
10	Fred Kendall 1969-76

Home Runs	
163	Nate Colbert 1969-74
77	Cito Gaston 1969-74
52	Ollie Brown 1969-72
52	Willie McCovey 1974-76
51	Dave Winfield 1973-
33	Dave Roberts 1972-75
32	Ed Spiezio 1969-72
31	Ivan Murrell 1969-73
27	Al Ferrara 1969-71
27	Fred Kendall 1969-

Runs Batted In	
111	Nate Colbert 1972
93	Cito Gaston 1971
89	Ollie Brown 1970
86	Nate Colbert 1970
84	Nate Colbert 1971
80	Nate Colbert 1973
76	Dave Winfield 1975
75	Dave Winfield 1974
70	Mike Ivie 1976
69	Dave Winfield 1976

Stolen Bases	
37	Enzo Hernandez 1974
26	Dave Winfield 1976
24	Enzo Hernandez 1972
23	Dave Winfield 1975
21	Enzo Hernandez 1971
20	Enzo Hernandez 1975
18	Dave Campbell 1970
15	Nate Colbert 1972
15	Enzo Hernandez 1973
15	Derrel Thomas 1973

Batting Average	
.318	Cito Gaston 1970
.311	John Grubb 1973
.300	Leron Lee 1972
.292	Ollie Brown 1970
.291	Mike Ivie 1976
.286	John Grubb 1974
.285	Ed Speizio 1970
.284	John Grubb 1976
.283	Dave Winfield 1976
.282	Fred Kendall 1973
100 games minimum	

Runs Batted In	
481	Nate Colbert 1969-74
316	Cito Gaston 1969-74
232	Dave Winfield 1973-
208	Ollie Brown 1969-72
193	Fred Kendall 1969-76
167	Willie McCovey 1974-76
145	John Grubb 1973-76
127	Dave Roberts 1972-75
125	Ed Speizio 1969-72
122	Mike Ivie 1971, 74-

Stolen Bases	
129	Enzo Hernandez 1971-
58	Dave Winfield 1973-
48	Nate Colbert 1969-74
31	Derrel Thomas 1972-74
28	Dave Campbell 1970-73
23	Dave Roberts 1972-75
19	Ivan Murrell 1969-73
18	Ollie Brown 1969-72
18	Bobby Tolan 1974-75
17	Jose Arcia 1969-70

Batting Average	
.287	John Grubb 1973-76
.272	Ollie Brown 1969-72
.272	Dave Winfield 1973-
.272	Tito Fuentes 1975-76
.271	Leron Lee 1971-73
.268	Mike Ivie 1971, 74-
.265	Al Ferrara 1969-71
.257	Cito Gaston 1969-74
.253	Nate Colbert 1969-74
.248	Jerry Morales 1969-73
250 games minimum	

PITCHING

Appearances	
77	Butch Metzger 1976
76	Larry Hardy 1974
67	Frank Reberger 1969
67	Dave Tomlin 1975
65	Danny Frisella 1975
64	Ron Herbel 1970
61	Jack Baldschun 1969
60	Gary Ross 1972
59	Al Severinsen 1971
59	Bill Greif 1975

Innings Pitched	
315	Randy Jones 1976
285	Randy Jones 1975
270	Dave Roberts 1971
267	Clay Kirby 1971
251	Pat Dobson 1970
250	Steve Arlin 1972
239	Clay Kirby 1972
228	Steve Arlin 1971
226	Bill Greif 1974
216	Clay Kirby 1969

Strikeouts	
231	Clay Kirby 1971
185	Pat Dobson 1970
175	Clay Kirby 1972
167	Fred Norman 1972
159	Steve Arlin 1972
156	Steve Arlin 1971
154	Clay Kirby 1970
137	Bill Greif 1974
135	Dave Roberts 1971
130	Dave Freisleben 1974

Victories	
22	Randy Jones 1976
20	Randy Jones 1975
15	Clay Kirby 1971
14	Pat Dobson 1970
14	Dave Roberts 1971
12	Clay Kirby 1972
12	Brent Strom 1976
11	Steve Arlin 1973
11	Butch Metzger 1976
10	By several 1976

Earned Run Average	
2.10	Dave Roberts 1971
2.24	Randy Jones 1975
2.74	Randy Jones 1976
2.83	Clay Kirby 1971
3.13	Clay Kirby 1972
3.16	Randy Jones 1973
3.21	Bill Greif 1973
3.28	Brent Strom 1976
3.30	Dan Coombs 1970
3.33	Fred Norman 1971

Appearances	
219	Gary Ross 1969-74
177	Clay Kirby 1969-73
177	Bill Greif 1972-76
163	Dave Tomlin 1974-
157	Mike Corkins 1969-74
137	Randy Jones 1973-
130	Steve Arlin 1969-74
103	Mike Caldwell 1971-73
103	Vicente Romo 1973-74
103	Dave Freisleben 1974-

Innings Pitched	
1128	Clay Kirby 1969-73
948	Randy Jones 1973-
746	Steve Arlin 1969-74
645	Bill Greif 1972-76
565	Dave Freisleben 1974-
501	Dave Roberts 1969-71
422	Dan Spillner 1974-
413	Fred Norman 1971-73
382	Gary Ross 1969-74
331	Brent Strom 1975-

Strikeouts	
802	Clay Kirby 1969-73
443	Steve Arlin 1969-74
397	Randy Jones 1973-
396	Bill Greif 1972-76
335	Mike Corkins 1969-74
293	Fred Norman 1971-73
288	Dave Freisleben 1974-
256	Dave Roberts 1969-71
256	Dan Spillner 1974-
211	Gary Ross 1969-74

Victories	
57	Randy Jones 1973-
52	Clay Kirby 1969-73
32	Steve Arlin 1969-74
29	Bill Greif 1972-76
24	Dave Freisleben 1974-
22	Dave Roberts 1969-71
20	Brent Strom 1975-
19	Mike Corkins 1969-74
16	Dan Spillner 1974-
14	Pat Dobson 1970
14	Gary Ross 1969-74

Earned Run Average	
2.98	Dave Roberts 1969-71
3.02	Brent Strom 1975-
3.12	Randy Jones 1973-
3.41	Dave Tomlin 1974-
3.55	Fred Norman 1971-73
3.68	Joe McIntosh 1974-75
3.70	Joe Niekro 1969
3.73	Clay Kirby 1969-73
3.76	Pat Dobson 1970
3.80	Mike Caldwell 1971-73

ERA based on a minimum of 162 innings pitched

ALL-TIME PADRES

Name (Years)	G	AB	R	H	2	3	HR	RBI	SB	AVG
Ed Acosta (1971-72)	54	29	1	1	0	0	0	0	0	.034
Bill Almon (1974-76)	36	105	10	30	4	0	1	9	4	.286
Matty Alou (1974)	48	81	8	16	3	0	0	3	0	.196
Dwain Anderson (1973)	53	107	11	13	0	0	0	3	2	.121
Jose Arcia (1969-70)	234	531	63	116	20	6	0	27	17	.218
Steve Arlin (1969-74)	130	230	13	32	3	2	0	11	0	.139
Tucker Ashford (1976)	4	5	0	3	1	0	0	0	2	.600
Jack Baldschun (1969-70)	73	4	0	1	0	0	0	0	0	.250
Bob Barton (1970-72, 74)	241	733	43	171	25	2	9	55	3	.233
Glenn Beckert (1974-75)	73	188	13	50	2	0	0	7	1	.266
Curt Blefary (1972)	74	102	10	20	3	0	3	9	0	.196
Angel Bravo (1971)	52	58	6	9	2	0	0	6	0	.155
Ollie Brown (1969-72)	458	1656	194	450	70	4	52	208	18	.272
Mike Caldwell (1971-73)	104	86	3	13	1	0	0	3	0	.151
Dave Campbell (1970-73)	328	1144	117	256	50	4	19	80	28	.224
Chris Cannizzaro (1969-71, 74)	292	882	54	210	29	6	10	87	2	.238
Mike Champion (1976)	11	38	4	9	2	0	1	2	0	.237
Horace Clarke (1974)	42	90	5	17	1	0	0	4	0	.189
Nate Colbert (1969-74)	866	3080	442	780	130	22	163	481	48	.253
Dan Coombs (1970-71)	54	66	5	8	3	0	0	2	0	.121
Mike Corkins (1969-74)	164	119	16	24	2	0	5	12	0	.202
Pat Corrales (1972-73)	73	191	13	38	2	1	0	9	0	.199
Jerry DaVanon (1969)	24	59	4	8	1	0	0	3	0	.136
Bill Davis (1969)	31	57	1	10	1	0	0	1	0	.175
Bob Davis (1973, 75-76)	99	222	14	48	3	3	0	12	0	.216
Willie Davis (1976)	141	493	61	132	18	10	5	46	14	.268
Tommy Dean (1969-71)	203	501	34	91	14	3	4	23	3	.182
Pat Dobson (1970)	40	71	5	10	1	0	0	4	0	.141
Paul Doyle (1970)	9	1	0	0	0	0	0	0	0	.000
Tom Dukes (1969-70)	66	8	0	0	0	0	0	0	0	.000
Mike Dupree (1976)	12	1	1	1	0	0	0	0	0	1.000
Randy Elliott (1972, 74)	27	82	10	17	4	1	1	8	0	.207
Leon Everitt (1969)	6	3	0	0	0	0	0	0	0	.000
Al Ferrara (1969-71)	293	755	83	200	38	5	27	109	0	.265
Mike Fiore (1972)	7	6	0	0	0	0	0	0	0	.000
Rich Folkers (1975-76)	78	40	2	6	1	0	0	4	0	.150
Alan Foster (1975-76)	48	29	2	2	0	0	0	2	0	.069
Jay Franklin (1971)	3	1	0	0	0	0	0	0	0	.000
Dave Freisleben (1974-76)	103	149	9	22	2	2	0	7	0	.146
Danny Frisella (1975)	65	5	1	1	0	0	0	0	0	.200
Tito Fuentes (1975-76)	281	1085	105	295	39	3	6	79	13	.272
Ralph Garcia (1972, 74)	11	0	0	0	0	0	0	0	0	.000
Rod Gaspar (1971, 74)	49	31	5	5	0	0	0	3	0	.161
Cito Gaston (1969-74)	766	2615	269	672	93	29	77	316	9	.257
Rusty Gerhardt (1974)	23	6	0	1	0	0	0	0	0	.167
Joe Goddard (1972)	12	35	0	7	2	0	0	2	0	.200
Tony Gonzalez (1969)	53	182	17	41	4	0	2	8	1	.225
Bill Greif (1972-76)	180	159	6	11	0	0	0	1	0	.069
Tom Griffin (1976)	12	26	2	2	0	0	0	0	0	.077
John Grubb (1973-76)	513	1791	235	513	101	11	25	145	16	.287
Don Hahn (1975)	50	39	10	7	1	2	0	3	1	.179
Larry Hardy (1974-75)	79	10	1	0	0	0	0	0	0	.000
Ron Herbel (1970)	64	13	0	0	0	0	0	0	0	.000
Enzo Hernandez (1971-76)	703	2321	240	522	66	13	2	113	129	.225
Dave Hilton (1972-75)	161	506	40	108	19	3	6	33	6	.213
Walt Hriniaik (1969)	31	66	4	15	0	0	0	1	0	.227
Randy Hundley (1975)	74	180	7	37	5	1	2	14	0	.206
Steve Huntz (1970, 75)	128	405	57	85	12	0	11	41	0	.210
Mike Ivie (1971, 74-76)	269	833	88	223	35	7	16	122	10	.268
Garry Jestadt (1971-72)	167	445	32	118	18	1	6	35	1	.265
John Jeter (1971-72)	128	401	33	96	8	3	8	24	13	.239
Jerry Johnson (1975-76)	45	15	1	1	1	0	0	0	0	.067
Mike Johnson (1974)	18	0	0	0	0	0	0	0	0	.000
Randy Jones (1973-76)	146	299	19	35	4	0	0	10	0	.117
Dick Kelley (1969, 71)	75	50	0	6	1	0	0	2	0	.120
Van Kelly (1969-70)	111	298	25	66	10	1	4	24	0	.221
Fred Kendall (1969-76)	689	2092	139	492	70	10	27	193	5	.235
Mike Kilkenny (1972)	5	0	0	0	0	0	0	0	0	.000
Clay Kirby (1969-73)	181	354	14	33	3	0	0	7	0	.093
Chris Krug (1969)	8	17	0	1	0	0	0	0	0	.059
Ted Kubiak (1975-76)	183	408	29	94	10	2	0	40	3	.230
Bill Laxton (1971, 74)	48	5	0	1	0	0	0	0	0	.200
Leron Lee (1971-73)	298	959	115	260	50	11	19	98	10	.271
Francisco Libran (1969)	10	10	1	1	1	0	0	1	0	.100
Gene Locklear (1973-76)	249	532	67	148	23	4	9	63	13	.278
Dave Marshall (1973)	39	49	4	14	5	0	0	4	0	.286
Don Mason (1971-73)	130	363	44	75	12	1	2	11	6	.207
Jim McAndrew (1974)	15	7	0	1	0	0	0	0	0	.143
Al McBean (1969)	1	2	0	1	0	0	0	0	0	.500
Billy McCool (1969)	54	1	0	0	0	0	0	0	0	.000
Willie McCovey (1974-76)	321	959	116	232	45	1	52	167	2	.242
Joe McIntosh (1974-75)	48	58	6	13	2	0	0	5	0	.224
Luis Melendez (1976)	72	119	15	29	5	0	0	5	1	.244
Butch Metzger (1975-76)	81	8	1	0	0	0	0	0	0	.000
Bob Miller (1971, 73)	56	12	0	0	0	0	0	0	0	.000
Jerry Morales (1969-73)	296	851	97	211	40	10	15	63	11	.248
Rich Morales (1973-74)	144	305	17	56	9	1	1	21	1	.184
Jerry Moses (1975)	13	19	1	3	2	0	0	1	0	.158
Van Murrell (1969-73)	437	1066	108	257	38	13	31	106	19	.241
Joe Niekro (1969)	38	51	1	6	1	0	0	2	0	.118
Fred Norman (1971-73)	80	124	7	20	2	0	0	3	0	.161
Gerry Nyman (1970)	3	0	0	0	0	0	0	0	0	.000
Bob Owchinko (1976)	2	1	0	0	0	0	0	0	0	.000
Lowell Palmer (1974)	23	23	2	2	0	1	0	0	0	.087
Roberto Pena (1969)	139	472	44	118	16	3	4	30	0	.250

Name (Years)	G	AB	R	H	2	3	HR	RBI	SB	AVG
Tom Phoebus (1971-72)	30	38	2	6	2	0	0	0	0	.158
Johnny Podres (1969)	17	16	0	1	0	0	0	1	0	.063
Doug Rader (1976)	139	471	45	121	22	4	9	55	3	.257
Frank Reberger (1969)	67	5	0	1	0	0	0	0	0	.200
Merv Rettenmund (1976)	86	140	16	32	7	0	2	11	4	.229
Ken Reynolds (1976)	19	5	0	0	0	0	0	0	0	.000
David A. Roberts (1969-71)	104	160	8	32	3	0	2	9	0	.200
David W. Roberts (1972-75)	373	1328	127	324	49	4	33	127	23	.244
Dave Robinson (1970-71)	22	44	5	12	2	0	2	6	2	.273
Rafael Robles (1969-70, 72)	47	133	7	25	1	0	0	3	4	.188
Roberto Rodriguez (1970)	10	3	0	0	0	0	0	0	0	.000
Vicente Romo (1973-)	103	22	2	2	0	0	0	1	0	.091
Gary Ross (1969-)	219	50	1	6	1	0	0	3	0	.120
John Ruberto (1969)	19	21	3	3	0	0	0	0	0	.143
Al Santorini (1969-71)	71	86	2	9	0	0	1	3	0	.105
Rick Sawyer (1976)	13	24	2	5	0	0	0	2	0	.208
Mark Schaeffer (1972)	41	3	0	0	0	0	0	0	0	.000
John Scott (1974-75)	39	24	9	1	0	0	0	0	3	.042
Dick Selma (1969)	4	7	0	2	0	0	0	1	0	.286
Al Severinsen (1971-72)	76	2	0	0	0	0	0	0	0	.000
Dick Sharon (1975)	91	160	14	31	7	0	4	20	0	.194
Sonny Siebert (1975)	7	8	1	3	1	0	0	1	0	.375
Steve Simpson (1972)	9	0	0	0	0	0	0	0	0	.000
John Sipin (1969)	68	229	22	51	12	2	2	9	2	.223
Tommie Sisk (1969)	53	25	2	3	1	0	0	0	0	.120
Ron Slocum (1969-71)	80	113	15	17	3	2	2	16	0	.150
Frank Snook (1973)	18	2	0	0	0	0	0	0	0	.000
Ed Spiezio (1969-72)	348	1008	92	248	39	2	32	125	12	.246
Dan Spillner (1974-76)	100	113	7	8	1	0	0	0	0	.071
Larry Stahl (1969-72)	368	833	73	189	30	9	18	69	10	.227
Fred Stanley (1972)	39	85	15	17	2	0	0	2	1	.200
Brent Strom (1975-76)	56	93	7	7	1	1	0	2	0	.075
Ron Taylor (1972)	4	0	0	0	0	0	0	0	0	.000
Derrell Thomas (1972-74)	384	1427	137	340	46	12	8	99	31	.238
Bobby Tolan (1974-75)	242	863	103	224	35	5	13	83	18	.260
Dave Tomlin (1974-76)	163	17	4	1	0	0	0	0	0	.059
Hector Torres (1975-76)	186	567	39	133	18	0	9	41	4	.235
Rich Troedson (1973-)	65	41	1	7	0	0	0	1	0	.171
Jerry Turner (1974-76)	133	351	46	95	17	5	5	39	14	.271
Bobby Valentine (1975-76)	22	64	4	20	4	0	1	5	1	.313
Ramon Webster (1970-71)	105	124	12	31	3	0	2	11	1	.250
Dave Wehrmeister (1976)	7	6	0	0	0	0	0	0	0	.000
Bernie Williams (1974)	14	15	1	2	0	0	0	0	0	.133
Jim Williams (1969-70)	24	39	8	11	1	0	0	2	0	.000
Ron Willis (1970)	42	5	0	0	0	0	0	0	1	.282
Earl Wilson (1970)	15	17	2	1	0	0	1	2	0	.059
Dave Winfield (1973-76)	481	1640	221	446	68	11	51	232	58	.272

PADRE PITCHING ROSTER

Name (Years)	W-L	ERA	G	GS	CG	ShO	SV	IP	H	R	ER	BB	SO
Ed Acosta (1971-72)	3-9	3.87	54	8	3	1	0	135	148	67	58	37	69
Steve Arlin (1969-74)	32-62	4.19	130	113	31	11	1	745	733	397	347	351	443
Jack Baldschun (1969-70)	8-2	5.60	73	0	0	0	1	90	104	60	56	33	79
Miko Caldwell (1971-73)	13-25	3.81	103	33	7	3	12	319	333	169	135	105	193
Dan Coombs (1970-71)	11-20	3.99	54	34	5	1	0	246	266	135	109	101	142
Mike Corkins (1969)	19-28	4.39	157	44	5	1	9	459	458	257	224	248	335
Pat Dobson (1970)	14-15	3.76	40	34	8	1	1	251	257	126	105	78	185
Paul Doyle (1970)	0-2	6.43	9	0	0	0	2	7	9	5	5	6	2
Tom Dukes (1969-70)	2-6	4.88	66	0	0	0	11	90	88	57	49	35	71
Mike Dupree (1976)	0-0	9.00	12	0	0	0	0	16	18	17	16	7	5
Leon Everitt (1969)	0-1	7.88	5	0	0	0	0	16	18	14	14	12	11
Rich Folkers (1975-76)	8-14	4.50	78	18	4	0	0	202	222	109	101	64	113
Alan Foster (1975-76)	6-7	2.93	43	15	3	0	0	132	116	50	43	56	42
Jay Franklin (1971)	0-1	6.00	3	1	0	0	0	6	5	5	4	4	4
Dave Freisleben ('74-76)	24-41	3.81	103	82	16	6	1	565	563	275	239	260	288
Danny Frisella (1975)	1-6	3.12	65	0	0	0	9	98	86	36	34	51	67
Ralph Garcia (1972, 74)	0-0	4.70	11	0	0	0	0	15	19	9	8	10	12
Rusty Gerhardt (1974)	2-1	7.07	23	1	0	0	1	36	44	28	28	17	22
Bill Greif (1972-76)	29-61	4.42	177	94	18	5	13	645	669	364	317	253	396
Tom Griffin (1976)	4-3	2.96	11	11	2	0	0	70	56	27	23	42	36
Larry Hardy (1974-75)	9-4	4.89	79	1	0	0	2	105	137	64	57	46	60
Ron Herbel (1970)	7-5	4.95	64	1	0	0	9	111	114	69	61	39	53
Jerry Johnson (1975-76)	4-4	5.23	45	5	0	0	0	93	99	64	54	57	45
Mike Johnson (1974)	0-2	4.64	18	0	0	0	0	21	29	13	11	15	15
Randy Jones (1973-76)	57-54	3.12	137	129	53	13	2	948	862	379	329	221	397
Dick Kelley (1969, 71)	6-11	3.54	75	24	1	1	2	196	165	88	77	84	138
Mike Kilkenney (1972)	0-0	8.31	5	0	0	0	0	4	7	4	4	3	5
Clay Kirby (1969-73)	52-81	3.73	177	170	34	7	0	1128	1026	534	468	505	802
Bill Laxton (1971, 74)	0-3	5.10	48	1	0	0	0	72	69	47	41	64	63
Jim McAndrew (1974)	1-4	5.62	15	5	1	0	0	42	48	30	26	13	16
Al McBean (1969)	0-1	5.14	1	1	0	0	0	7	10	4	4	2	1
Billy McCool (1969)	3-5	4.27	54	0	0	0	7	59	59	32	28	42	35
Joe McIntosh (1974-75)	8-19	3.70	47	33	4	1	0	220	231	107	90	77	93
Butch Metzger ('75-76)	12-4	3.09	81	0	0	0	16	128	125	48	44	56	95
Bob Miller (1971, 73)	7-3	2.29	56	0	0	0	7	94	82	30	24	38	51
Joe Niekro (1969)	8-17	3.70	37	31	8	3	0	202	213	91	83	45	55
Fred Norman (1971-73)	13-30	3.55	74	57	16	6	2	413	381	171	163	173	293
Gerry Nyman (1970)	0-2	16.20	2	2	0	0	0	5	8	9	9	2	2
Bob Owchinko (1976)	0-2	18.00	2	2	0	0	0	4	11	8	8	3	4
Lowell Palmer (1974)	2-5	5.67	22	8	1	0	0	73	68	48	46	59	52
Tom Phoebus (1971-72)	3-12	4.55	30	22	2	0	0	140	147	72	71	70	88
Johnny Podres (1969)	5-6	4.29	17	9	1	0	0	65	66	34	31	28	17
Frank Reberger (1969)	1-2	3.58	67	0	0	0	6	88	83	38	35	41	65
Ken Reynolds (1976)	0-3	6.47	19	2	0	0	1	32	38	27	23	29	18
David A. Roberts (1969-71)	22-34	2.99	102	60	17	4	2	500	485	189	166	123	256
Roberto Rodriguez (1970)	0-0	6.75	10	0	0	0	3	16	26	16	12	5	8

Vicente Romo (1973-)	7-8	4.08	103	2	0	0	16	159	163	90	72	83	77
Gary Ross (1969-)	14-25	4.12	219	9	0	0	7	382	406	201	175	191	210
Al Santorini (1969-71)	9-24	4.45	71	45	2	1	1	299	328	170	148	127	173
Rick Sawyer (1976)	5-3	2.52	13	11	4	2	0	82	84	24	23	38	33
Mark Schaeffer (1972)	2-0	4.61	41	0	0	0	1	41	52	21	21	28	25
Dick Selma (1969)	2-2	4.09	4	3	1	0	0	22	19	10	10	9	20
Al Severinsen (1971-72)	2-6	3.26	76	0	0	0	9	91	90	38	33	37	40
Sonny Siebert (1975)	3-2	4.33	6	6	0	0	0	27	37	15	13	10	10
Steve Simpson (1972)	0-2	4.76	9	0	0	0	2	11	10	6	6	8	9
Tommie Sisk (1969)	2-13	4.78	53	13	1	0	6	143	160	81	76	48	59
Frank Snook (1973)	0-2	3.62	18	0	0	0	1	27	19	15	11	18	13
Dan Spillner (1974-76)	16-35	4.37	99	64	8	2	1	422	467	241	205	188	256
Brent Strom (1975-76)	20-24	3.02	54	49	14	3	0	331	291	142	111	106	159
Ron Taylor (1972)	0-0	12.60	4	0	0	0	0	5	9	7	7	0	0
Dave Tomlin (1974-76)	6-3	3.41	163	1	0	0	3	214	208	91	81	81	121
Rich Troedson (1973)	8-10	4.74	65	19	2	0	2	171	191	95	90	67	92
Dave Wehrmeister (1976)	0-4	7.58	7	4	0	0	0	19	27	17	16	11	10
Ron Willis (1970)	2-2	4.02	42	0	0	0	4	56	53	33	25	28	20
Earl Wilson (1970)	1-6	4.85	15	9	0	0	0	65	82	36	35	19	29

GRAND SLAM HOMERS VS. PADRES

4-15-69	Kosco	at Los Angeles	Podres	5
5-21-69	Oliver	Pittsburgh	McCool	6
5-24-69	Banks	Chicago	Baldschun	5
7-18-69	Gonzalez	at Atlanta	Santorini	4
9-26-69	Cepeda	at Atlanta	Niekro	3
4-14-70	Tolan	Cincinnati	Coombs	7
5-22-70	Henderson	at San Francisco	Dukes	8
6-13-70	Robertson	Pittsburgh	Dukes	7
7-16-70	Browne	Philadelpha	Willis	9
8-11-70	Taylor	at St. Louis	Herbel	9
9-7-70	Watson	Houston	Willis	6
4-8-71	Mays	San Francisco	Kelley	7
6-10-72	Simmons	St. Louis	Caldwell	3
6-21-73	Helms	Houston	Corkins	4
6-24-73	Garr	Atlanta	Arlin	8
7-6-73	Monday	Chicago	Kirby	5
8-1-73	Goodson	San Francisco	Kirby	7
8-27-73	Staub	at New York	Arlin	5
4-21-74	Concepcion	at Cincinnati	Garcia	1
5-22-74	M. May	at Houston	Romo	9
9-13-74	Lum	Atlanta	Jones	1
4-24-75	McMullen	Los Angeles	Tomlin	6
5-7-75	Bench	at Cincinnati	Foster	5
5-23-76	Foster	at Cincinnati	Folkers	6
6-23-76	Evans	at San Francisco	Folkers	3

PINCH-HIT HOME RUNS VS. PADRES

9-22-69	Mays	San Francisco	Corkins	5
9-24-69	Burda	San Francisco	Dukes	9
7-9-70	Carbo	at Cincinnati	Herbel	8
8-2-70	Swoboda	at New York	Roberts	7
8-11-70	Taylor	at St. Louis	Herbel	9
9-25-70	Foster	at San Francisco	Dobson	7
6-20-71	McCovey	at San Francisco	Kelley	8
9-17-71	Dietz	at San Francisco	Arlin	6
7-9-72	Gamble	at Philadelphia	Greif	7
8-3-72	Breazeale	at Atlanta	Corkins	8
9-17-72	McRae	at Cincinnati	Caldwell	8
5-13-73	Aaron	at Atlanta	Greif	9
5-28-73	Mashore	Montreal	Ross	9
7-2-73	Wynn	at Houston	Kirby	3
8-1-73	Goodson	San Francisco	Kirby	7
9-13-73	Ontiveros	San Francisco	Ross	9
5-10-74	McMullen	Los Angeles	McAndrew	6
5-20-74	C. Johnson	at Houston	Tomlin	6
5-22-74	M. May	at Houston	Romo	9
9-18-74	Freed	Cincinnati	Jones	6
4-24-75	McMullen	Los Angeles	Tomlin	6
5-25-75	Kirkpatrick	Pittsburgh	Frisella	11
6-28-75	Foster	at Cincinnati	Greif	10
7-13-75	Dyer	at Pittsburgh	Strom	8
5-16-76	Monday	at Chicago	Greif	6
6-21-76	Thomasson	San Francisco	Freisleben	7
6-26-76	Henderson	Atlanta	Metzger	8
6-29-76	Lum	Cincinnati	Spillner	14

LOW HIT GAMES BY PADRES

ONE-HITTERS

Date	Pitcher	Club	Score	Hits By
7-6-69	Kelley	Houston	1-0	Menke, single in 2nd
9-18-71	Kirby	at San Francisco	2-1	McCovey, Homer in 8th
6-23-72	Arlin	San Francisco	4-1	Maddox, triple in 2nd
6-19-74	Spillner	at Chicago	1-0	Monday, single in 3rd
5-19-75	Jones	St. Louis	1-0 ^o	Melendez, single in 7th
7-3-75	Jones	Cincinnati	2-1	Plummer, double in 8th

*10 Innings

TWO-HITTERS

4-10-69	Kelley	Houston	2-0	
(Reberger 2/3, McCool 1/3)				
8-29-69	Santorini	Montreal	3-0	
5-9-70	Coombs	at Montreal	6-0	
9-11-70	Dobson	Cincinnati	3-2	
6-18-72	Arlin	at Pittsburgh	1-0	
7-6-72	Arlin	at New York	1-0	(10 innings)
	Ross		1-0	(4 innings)
7-14-72	Arlin	New York	2-3	
7-18-72	Arlin	Philadelphia	5-1	
9-24-72	Kirby	Atlanta	2-1	(5 innings)
	Corkins			(4 innings)
4-15-73	Greif	Houston	4-0	
5-6-73	Caldwell	Pittsburgh	8-0	
5-7-73	Greif	Chicago	4-1	
7-5-73	Arlin	Los Angeles	3-0	
8-8-73	Greif	Philadelphia	3-0	
6-24-75	Strom	San Francisco	3-0	(2nd game of DH)
8-6-75	Jones	Houston	5-1	
9-10-75	Jones	Atlanta	2-1	
5-9-76	Strom	at New York	4-0	

LOW HIT GAMES VS. PADRES

NO-HITTERS

6-12-70	Ellis	Pittsburgh	0-2
9-2-72	Pappas	at Chicago	0-8
8-5-73	P. Niekro	at Atlanta	0-9

ONE-HITTERS

4-19-70	Griffin	at Houston	1-5	Gaston, Double in 7th
6-17-70	Gibson	St. Louis	0-8	Murrell, Single in 7th
5-26-71	Dierker	Houston	0-8	Brown, Single in 7th
6-16-71	Stoneman	at Montreal	0-2	Gaston, Single in 7th
8-5-71	Pizarro	at Chicago	0-3	Brown, Single in 5th
7-4-72	Seaver	at New York	0-2	Lee, Single in 9th
5-9-74	Sutton	Los Angeles	0-6	Grubb, Single in 2nd
8-29-74	Curtis	St. Louis	1-3	Kendall, Single in 8th
7-19-75	Stone, Dettore	Chicago	1-2	Grubb single in 7th

TWO-HITTERS

4-23-69	Dierker	at Houston	0-4	
5-4-69	Cloninger	at Cincinnati	0-12	
5-23-69	Selma	Chicago	0-6	
6-23-69	Merritt	at Cincinnati	0-5	
6-25-69	Culver	at Cincinnati	0-5	
(Granger 2)				
8-2-69	Holtzman	at Chicago	1-4	
8-27-69	Koosman	New York	1-4	
4-22-70	Seaver	at New York	1-2	
8-22-70	Gibson	St. Louis	0-7	
6-11-71	Lersch	at Philadelphia	2-1	
(Wilson 1)				
4-21-73	Wilson	at Houston	4-0	
6-26-73	Sutton	Los Angeles	7-0	
8-15-73	Seaver	New York	7-0	
5-8-74	Lonborg	at Philadelphia	0-4	
*5-27-74	Brett	at Pittsburgh	0-6	
7-25-74	Reed	at Atlanta	0-1	
(10 innings)				
4-13-75	Gullett	Cincinnati	0-10	
9-20-75	Falcone, Moffitt	at San Francisco	2-4	
7-26-76	Dierker	at Houston	0-7	

TRIPLE PLAYS BY SAN DIEGO

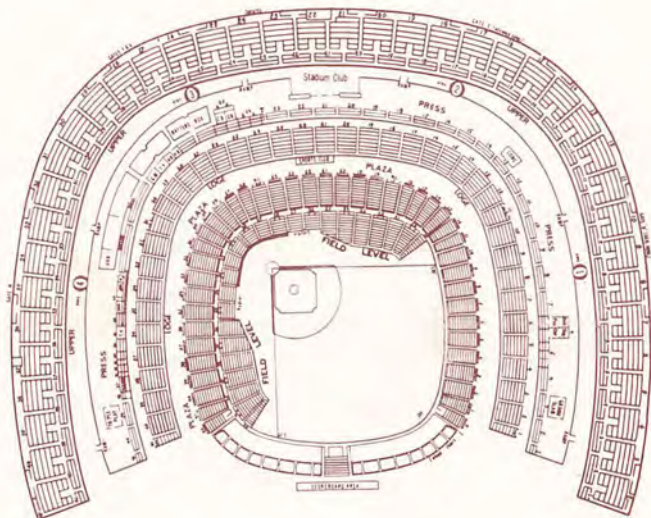
Date	Opponent	Batter	Inn.	Players Involved
8-13-69	Chicago	Williams	1	Niekro to Dean
8-1-71	Atlanta	Brown	7	Mason to Colbert to Hernandez
6-4-72	Chicago	Hundley	9	Robles to Thomas to Colbert

MANAGERS WON-LOST RECORDS

Manager	Season	W	L	Pct.	Pos.	GBL
Gomez	1969	52	110	.321	6th	41
Gomez	1970	63	99	.389	6th	39
Gomez	1971	61	100	.379	6th	28 1/2
Gomez	*1972	4	7	.364	4th	5
Gomez 4-season Totals		180	316	.363		
Zimmer	*1972	54	88	.382	6th	36 1/2
Zimmer	1973	60	102	.370	6th	39
McNamara	1974	60	102	.370	6th	42
McNamara	1975	71	91	.438	4th	37
McNamara	1976	73	89	.451	5th	29
Zimmer 2-season Totals		114	190	.375		

*—Replaced by Zimmer, April 27.

*—Replaced Gomez April 27.



SAN DIEGO STADIUM GAME AND TICKET INFORMATION

Main Ticket Office: San Diego Stadium, 9449 Friars Road, San Diego, California 92120.

By Mail: Box and reserved seat tickets may be purchased in advance by mail for any home game. Special envelopes are available for this purpose. When ordering follow this procedure:

1. Specify date of games and number and location of seats.
2. Mail check or money order, payable to San Diego Padres, to:

San Diego Padres
Ticket Department
P.O. Box 2000
San Diego, Calif. 92120

TICKET PRICES

LEVEL	Total Seats	Single Game	Season
Field Box Seat	6,394	\$4.25	\$314.50
Press-Club Box Seat	2,060	\$4.25	\$314.50
Plaza Box Seat	11,945	\$3.75	\$277.50
Loge Box Seat	8,741	\$3.25	\$240.50
Upper Reserved	2,228	\$2.75	\$203.00
°General Admission	16,462	\$1.75	

°Sold day of game only

Total capacity is 48,460 including 630 seats available through the Padre Private Club program

For further Information Call 283-4494 — Ticket Department

STARTING TIMES

Single Night Games7 p.m. Single Day Games1 p.m.
May 7 and August 106 p.m.

GROUP ORDERS

The Group Ticket Program is especially designed to meet the needs of the Civic, Fraternal, Church, Industrial and Booster Groups. Contact Tom Mulcahy, Group Sales Director, at 283-4494.

SAN DIEGO PADRES 1977 GAME SCHEDULE

APRIL

SUN.	MON.	TUES.	WED.	THURS.	FRI.	SAT.
					1	2 7:00 OAK
3 1:00 OAK	4	5	6 11:30 CIN	7	8 5:05 CIN	9 1:00 CIN
10 11:15 CIN	11	12 7:00 SF	13 7:00 SF	14 1:00 SF	15 7:00 CIN	16 7:00 CIN
17 1:00 CIN	18 4:35 ATL	19 4:35 ATL	20 4:35 ATL	21	22 4:00 HOU	23 2:35 HOU-2
24 12:05 HOU	25 7:00 LA	26 7:00 LA	27 7:00 LA	28 7:00 LA	29 7:00 NY	30 7:00 NY

MAY

SUN.	MON.	TUES.	WED.	THURS.	FRI.	SAT.
1 1:00 NY	2 7:00 PHA	3 7:00 PHA	4 7:00 PHA	5 7:00 PHA	6 7:00 MTL	7 6:00 MTL
8 1:00 MTL-2	9	10 5:05 NY	11 5:05 NY	12 5:05 NY	13 5:05 PHA	14 4:35 PHA
15 10:35 PHA	16 11:30 CHI	17 11:30 CHI	18	19 4:35 MTL	20 4:35 MTL	21 4:35 MTL
22 11:15 MTL	23 7:00 ATL	24 7:00 ATL	25 7:00 ATL	26 1:00 ATL	27 7:00 HOU	28 7:00 HOU
29 1:00 HOU	30 12:05 SF-2	31 7:35 SF				

JUNE

SUN.	MON.	TUES.	WED.	THURS.	FRI.	SAT.
			1 1:05 SF	2	3 7:30 LA	4 7:00 LA
5 1:00 LA	6 5:35 STL	7 5:35 STL	8 5:35 STL	9	10 5:05 PGH	11 11:15 PGH
12 10:05 PGH-2	13	14 7:00 CHI	15 7:00 CHI	16 7:00 CHI	17 7:00 STL	18 7:00 STL
19 1:00 STL	20 7:00 PGH	21 7:00 PGH	22 7:00 PGH	23	24 4:35 ATL	25 4:35 ATL
26 11:15 ATL	27 5:35 HOU	28 5:35 HOU	29 5:35 HOU	30		

JULY

SUN.	MON.	TUES.	WED.	THURS.	FRI.	SAT.
					1 7:00 CIN	2 7:00 CIN
3 1:00 CIN	4 7:00 HOU	5 7:00 HOU	6 7:35 SF	7 1:05 SF	8 7:30 LA	9 6:00 LA
10 1:00 LA-2	11 7:00 SF	12 7:00 SF	13 7:00 SF	14	15 7:00 LA	16 7:00 LA
17 1:00 LA	18	19 ^{All Star Game at NY} Game at NY	20	21 7:00 NY	22 7:00 NY	23 7:00 NY
24 1:00 PHA-1,05 31 NY	25 7:00 PHA	26 7:00 MTL	27 7:00 MTL	28	29 5:05 NY	30 11:05 NY

AUGUST

SUN.	MON.	TUES.	WED.	THURS.	FRI.	SAT.
	1	2 4:35 PHA	3 4:35 PHA	4 9:35 PHA	5 11:30 CHI	6 11:15 CHI
7 10:00 CHI-2	8 4:35 MTL	9 11:15 MTL	10 6:00 ATL-2	11 7:00 ATL	12 7:00 HOU	13
14 1:00 HOU	15 5:05 CIN	16 5:05 CIN	17 5:05 CIN	18	19 5:35 STL	20 5:05 STL
21 11:15 STL	22 4:35 PGH	23 4:35 PGH	24	25	26 7:00 PGH	27 7:00 PGH
28 1:00 PGH	29 7:00 STL	30 7:00 STL	31 7:00 STL			

SEPTEMBER

SUN.	MON.	TUES.	WED.	THURS.	FRI.	SAT.
				1	2 7:00 CHI	3 7:00 CHI
4 1:00 CHI	5 7:00 LA	6 1:00 LA	7 5:35 HOU	8 5:35 HOU	9 4:35 ATL	10 4:35 ATL
11 11:15 ATL	12 7:30 LA	13 7:30 LA	14 7:00 ATL	15 7:00 ATL	16 7:00 HOU	17 7:00 HOU
18	19	20 7:00 CIN	21 7:00 CIN	22 1:00 CIN	23 7:00 SF	24 7:00 SF
25 1:00 SF	26	27 5:05 CIN	28 5:05 CIN	29	30 7:35 SF	

OCTOBER

SUN.	MON.	TUES.	WED.	THURS.	FRI.	SAT.
						1 1:05 SF
2 1:05 SF	3	4	5	6	7	8

HOME GAMES ROAD GAMES
 ALL TIMES PACIFIC TIME

All games broadcast on radio station KOGO
 (600 on your dial)

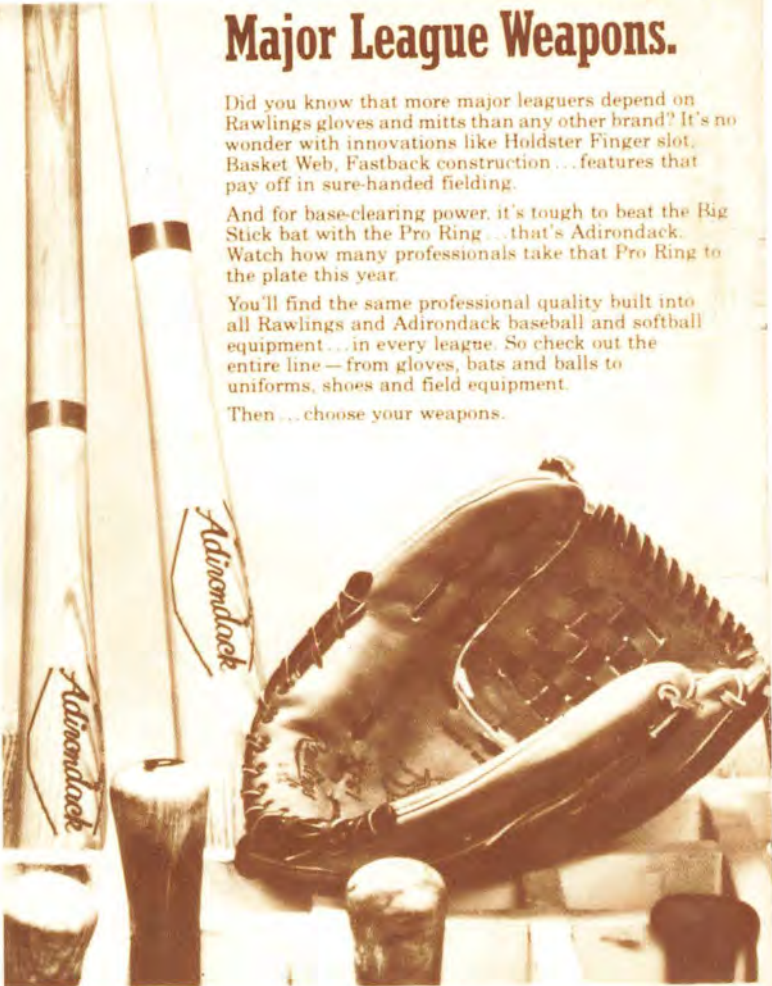
Major League Weapons.

Did you know that more major leaguers depend on Rawlings gloves and mitts than any other brand? It's no wonder with innovations like Holdster Finger slot, Basket Web, Fastback construction... features that pay off in sure-handed fielding.

And for base-clearing power, it's tough to beat the Big Stick bat with the Pro Ring... that's Adirondack. Watch how many professionals take that Pro Ring to the plate this year.

You'll find the same professional quality built into all Rawlings and Adirondack baseball and softball equipment... in every league. So check out the entire line — from gloves, bats and balls to uniforms, shoes and field equipment.

Then... choose your weapons.



Rawlings ADIRONDACK®

Rawling's Baseballs Move Into the Major Leagues

Consistency of quality, durability, exacting manufacturing standards. That's what makes a major league baseball. That's why beginning with the 1977 baseball season, the Major Leagues will play with the Rawlings' baseball. The big leagues recognize that the day to day play of the baseball demands day to day quality standards that are in a class all by themselves. Their choice of the Rawlings' baseball tells it all. If it's their choice, shouldn't it be yours?

Rawlings Sporting Goods Company • 2300 Delmar Blvd.
St. Louis, Mo. 63166 • A Division of A-T-O Inc.