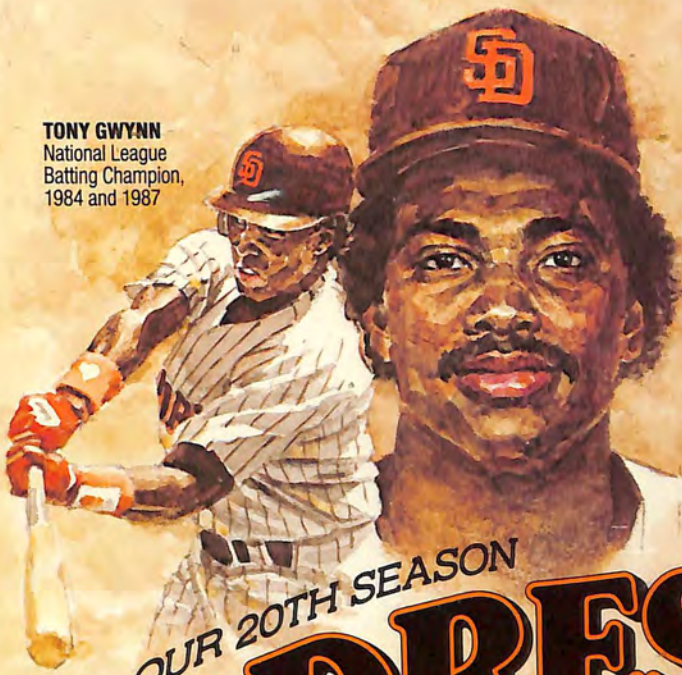


TONY GWYNN
National League
Batting Champion,
1984 and 1987




OUR 20TH SEASON

PADRES

1988 MEDIA GUIDE

BENITO SANTIAGO
National League
Rookie of
the Year,
1987



Martin

SAN DIEGO PADRES

9449 Friars Road • San Diego, California 92108
(619) 283-7294 • 283-4494 (Weekends or game nights)

Board of Directors

Joan Kroc, Beth Benes, Mel Etter,
Ballard Smith and Tony Zulfer

Padres Personnel

Owner/Chairwoman.....	Mrs. Joan Kroc
President	Chub Feeney
Executive Vice President.....	Dick Freeman
Senior Vice President.....	Elten Schiller
Vice President/Baseball Operations	Jack McKeon
General Counsel	Beth Benes
Director/Player Development & Scouting.....	Tom Romenesko
Assistant Director/Player Development & Scouting.....	Randy Smith
Major League Scout/Special Assignments.....	Dick Hager
Major League Scout/Special Assignments	Bill McKeon
Director/Broadcasting	Jim Winters
Director/Media Relations	Bill Beck
Assistant Director/Media Relations	Mike Swanson
Administrative Assistant/Media Relations	Be Barnes
Administrative Assistant/Media Relations	Mil Chipp
Director/Marketing	Andy Strasberg
Director/Season Tickets & Group Sales	Tom Mulcahy
Administrative Assistant/Tickets.....	Phyllis Curtis
Controller.....	Bob Wells
Director/Ticket Operations	Dave Gilmore
Director/Stadium Operations.....	Doug Duennes
Assistant Director/Stadium Operations	Doris Shearrer
Director/Administrative Services	Lucy Freeman
Director/Promotions	Ron Seaver
Manager/Ticket Office	Nancy Stasch
Traveling Secretary.....	John "Doc" Mattei
Administrative Assistant/Baseball Operations	Rhoda Polley
Editor/Publications	Jim Geschke
Scoreboard Supervisor.....	Mark Guglielmo
Stadium Events Coordinator.....	Al Mattei
Trainer.....	Dick Dent
Assistant Trainer.....	Larry Duensing
Physicians	Medical Staff, Scripps Clinic

ACCOUNTING: Dianne Avant, Sally Campbell, Bob Croasdale, Marla Hebert, Twila Nutter, Judi Skulley.

ADMINISTRATIVE SERVICES: Barbara Hendrix, Matt Kissel.

BROADCASTING: ANNOUNCERS: Jerry Coleman, Dave Campbell, Bob Chandler and Ted Leitner. Radio Producer/Engineer: Tommy Jorgensen. TV Producer/Director: Steve Silverman. Account Executives: Lou Fernandez, Tom Ryba, John Shean. Coordinator: Carol Spino.

CLUBHOUSE STAFF: Equipment Manager: Brian Prilaman. Visitor's Clubhouse Attendant: Bob Doty. "Mr. Indispensible": Whitey Wietelmann. Security: Ray Peralta.

COMMUNITY RELATIONS: Coordinator: Darla Davis. Nate Colbert, Ed Runge. GIFT SHOP: Toy Nicol, Diane Mack, Alan Broderick, Alfredo Cebellos, Leo Anstead.

SCOREBOARD: Graphics: Jay Kutlow

SECRETARIAL STAFF: Arleen Billings (Chub Feeney & Dick Freeman), Rena Bell (Marketing), Priscilla Oppenheimer (Player Development), Linda Barron (Scouting), Earleen Bender (Broadcasting), Elayne Sklar (Promotions), Ester Pili (Stadium Operations).

SWITCHBOARD: Vickie Davis, Jackie Torgerson and Ellen Flores.

TICKET OFFICE: Patty Baumgaertel, Georgia Bauman, Pat Connor, Talene Donaldson, Henry Frank, Virginia French, Doris Hays, Bettie Hinman, Ardine Keaton, Paul Kelley, Connie Kirley, Helen Kredit, Mary Miller, Joan O'Connor, Marlene Powell, Paul Restelli, Barbara Tibbs, Deb Viets.

The cover illustration of Tony Gwynn and Benito Santiago was done by sports artist John Martin, who has been commissioned to supply the artwork for the 1988 NCAA Final Four, as well as the cover of the 1987 World Series program and media guide.

The 1988 San Diego Padres Media Guide was edited by Mike Swanson, Assistant Media Relations Director. The Media Relations Department would like to thank Line by Line Typesetting & Graphic Design and Neyesch Printers for their assistance in the production of this Guide. Inside photography by Rick Stewart and Stephen Dunn of Focus West.

All ages in the biographical sketches are calculated from April 5, 1988, (Opening Day).



More publications available at:

www.retroseasons.com/library/

CONTENTS

All-Star Selections	68	Managerial History, Padres.....	8
All-Time Padres Roster	119-121	Clyde McCullough Award	122
Attendance Records	104	Media Information	128
Top 10 Crowds	104	Minor Leagues & Scouting:	
Year-by-Year	103	Scouting Staff	143
Award Winners	122-123	1988 Club Directory.....	142
Baseball Writers Chapter.....	140	1987 Recap	143-144
Batting Records:		Organizational Players	145-160
All-Time Departmental Leaders.....	108	Romenesko, Tom (Director)	142
All-Time .300 Hitters	104	Staff	142
1986 Batting	91	Whitey Wietelmann Award	144
Season RBI Leaders by Position	53	MVP, Padres.....	122
Birthdays	34	Non-Roster Players	84-85
Covering The Padres	139	Opening Day Lineups, 1969-87	102-103
Day-By-Day, 1987	88-91	Opponents.....	129-135
Debut Dates.....	11	Owner, Joan Kroc	2
Definition of a Rookie.....	15	Padres' Profiles.....	13-81
Draft:		Pitching Records:	
Expansion, 1968.....	100	All-Time Departmental Leaders.....	106
1st Round Choices (Signed).....	160	Low-Hit Games	107
Fielding Statistics:		Major League Save Leaders	29
Career By Position	97-98	1987 Pitching Statistics	93
1987 By Position	96-97	Opposing Pitchers vs. S.D. (active)	105
Triple Plays	98	Post-Season Review (1984)	124-127
Free Agents (Lost and Signed).....	105	Pronunciation Guide.....	55
Front Office Executives:		Public Relations Directory	136
Feeney, Charles S. (President).....	3	Radio and Television.....	137-139
Freeman, Dick (Exec. V.P.)	3	Rainouts in San Diego	139
McKeon, Jack (V.P./Baseball)	4	Records Section:	
Schiller, Elten (Senior V.P.).....	4	Consecutive Records	117
Hitting Streaks (Career Bests).....	57	Doubleheader Records	116
Home Runs:		Inning Records	117
Grand Slams.....	110	Season Records	113-114
Inner Fence	20	Single Game Records	114-116
Inside-The-Park	110	Roster, 1988	82-83
Opponents vs. Padres (Active)	112	San Diego/Jack Murphy Stadium:	
Padres by Stadium, 1987 & Career	109	Dimensions and Facts.....	1
Pinch-Hit.....	111	Ticket Information	121
Pitchers	109	Scoreboard & Diamond Vision.....	140
Second Deck in San Diego	111	Spring Training:	
Three HR in a Game in S.D.	112	All-Time Record	162
Hotels	17	Hotels	161
How 1988 Padres Were Built.....	86	Media Information	161
How To Figure Statistics	135	Schedule	162
The Last Time	118	Standings, 1987	92
Longest Games	59	Year-By-Year, Padres	103
Manager and Staff:		Statistics, 1987:	
Alomar, Sandy (coach)	8	Final Statistics	93
Bowa, Larry (manager)	6-7	Miscellaneous	94-96
Dent, Dick (trainer)	12	Multiple-Hit Games	95
Dobson, Pat (coach)	9	Multiple-RBI Games	96
Duensing, Larry (ass't. trainer)	12	Pinch-Hitting	95
Mattei, John (traveling sec.)	12	Team Rankings in N.L.	92
Otis, Amos (coach)	9	Steals of Home	27
Prilaman, Brian (equipment mgr.)	12	Transactions, 1987.....	99-100
Riddoch, Greg (coach)	10	Umpires	85
Sommers, Denny (coach)	11	Won-Loss Breakdown (All-Time)	103
Wietelmann, Whitey (clubhouse)	12		

SAN DIEGO/JACK MURPHY STADIUM FACTS

GROUNDBREAKING	December 24, 1966
DEDICATION CEREMONIES	August 30, 1967
FIRST BASEBALL GAME	April 5, 1968
Exhibition Game - San Francisco vs. Cleveland	
DIMENSIONS: LEFTFIELD LINE	327 ft. (99.5 meters)
LEFT-CENTER ALLEY	370 ft. (112.8 meters)
CENTERFIELD.....	405 ft. (123.4 meters)
RIGHT-CENTER ALLEY.....	370 ft. (112.8 meters)
RIGHTFIELD LINE.....	327 ft. (99.5 meters)
HEIGHT OF INNER WALL	8 ft. 2 in. (2.6 meters)
HEIGHT OF OUTER WALL.....	17 ft. (5.2 meters)
SEATING CAPACITY	59,022

JOAN B. KROC OWNER AND CHAIRWOMAN OF THE BOARD



Active for many years in community affairs, Joan Kroc increasingly has broadened the focus of her philanthropy and activism to issues of national and international significance.

Her late husband, Ray A. Kroc, founder of the McDonald's Restaurant chain, purchased the San Diego Padres in 1974, with Mrs. Kroc now a major stockholder of the McDonald's Corporation, as well as Owner and Chairwoman of the Board of the Padres.

In 1976, Mrs. Kroc founded Operation Cork, which became a 10-year project to promote awareness of chemical dependence and its impact on the family through the production and distribution of films, books and other materials, and the establishment of employee assistance programs.

In 1983, she formed the Joan B. Kroc Foundation to initiate and support efforts to address human concerns ranging from substance abuse to world hunger to the promotion of peace.

In 1985, she pledged up to \$10 million to San Diego Hospice Corporation to acquire property and construct and equip a 24-bed in-patient facility for the terminally ill. Later that year, Mrs. Kroc made a personal gift of \$6 million to permanently endow The International Institute for Peace Studies at the University of Notre Dame.

She is a director of Ronald McDonald Children's Charities, established in Ray Kroc's memory to benefit children's health care and medical research, provide specially designed rehabilitation facilities and living centers and offer unique educational programs for youth. In 1986, she donated her 190-acre ranch near Solvang, CA, to RMCC for use as a recreational facility for young people with health problems.

Among the many honors and awards she has received are: an honorary doctor of laws degree from the University of Notre Dame; the Gold Key Award from the National Council on Alcoholism; the Medal of Honor of the Daughters of the American Revolution; a national Distinguished Community Service Award from the Anti-Defamation League of B'nai B'rith; the United States Olympic Committee's Spirit of America Award; the California League of Women Voters' Carrie Chapman Catt Award; a Bronze Medal for Business/Humanities from the Society for the Family of Man, and St. Jude Children's Hospital's Woman of the Year award.

A native of St. Paul, MN, Mrs. Kroc was a professional musician and music teacher for many years, and was music director of KSTP-TV in Minneapolis. She married Ray Kroc in 1969, and the Krocs relocated from Chicago to San Diego in 1976, two years after he purchased the Padres.

In addition to her business, community and philanthropic interests, Mrs. Kroc enjoys traveling and spending time with her family. She now makes her home in LaJolla.

RAY A. KROC

October 5, 1902 - January 14, 1984

A long-time baseball fan, Ray Kroc saved San Diego baseball in 1974 when he purchased the club, literally minutes before the team was to move to Washington, D.C.

Under Mr. Kroc's ownership, the ballclub's attendance never dipped under the one million mark, except for the shortened season of 1981. Under his leadership and financial support, the Padres became aggressive in pursuing the best available talent to bring a winner to the people of San Diego.

The 1984 Padres dedicated the Championship Season to Mr. Kroc and through 1986 wore a fond remembrance each day they took the field with the initials R.A.K. on their shirt sleeve.

CHARLES S. FEENEY PRESIDENT



Charles S. "Chub" Feeney was named Padres' President on June 10, 1987, succeeding Ballard Smith who resigned. Feeney was hired to serve through the remainder of the season, then agreed on September 16, to return for the 1988 season.

Feeney was the National League President from 1970 through 1986 and prior to that, was vice president of the Giants in both New York and San Francisco from 1946-1969. During his tenure with the Giants, they won three National League pennants (1951, 1954 and 1962) and one World Series (1954). He joined the club in 1946 and eventually became involved in all facets of the operation and by 1950, he was essentially the club's general manager.

A graduate of Dartmouth College in the class of 1943, Feeney served with distinction as a naval officer in World War II, then attended Fordham Law School, working for the ballclub only in the afternoons while finishing school.

Feeney was born August 31, 1921 in South Orange, New Jersey. His first exposure to baseball was as a batboy for the Triple-A Jersey Giants. He began attending major league action at the Polo Grounds at the age of 10. As a youth, Feeney was fortunate to watch the Giants win three pennants and a World Series with such stars as Carl Hubbell, Mel Ott and Bill Terry leading the way. Chub grew up in New Jersey and attended Columbia High School in Maplewood.

Feeney and his wife, Margaret Ann, reside in both San Francisco and San Diego. Chub has five children: Katy, Charles, Jr., John, Will and Mary. Katy is the National League Public Relations Director and John, a lawyer, worked in the Padres ticket office during the summer of 1974.

DICK FREEMAN EXECUTIVE VICE PRESIDENT



Dick Freeman was named to his current position of Executive Vice President and Chief Operating Officer on April 21, 1986. This marks his eighth season with the Padres, joining the club in the summer of 1981 as chief financial officer.

Dick was previously the treasurer of a San Diego savings and loan, and was a CPA with the firm of Peat, Marwick, Mitchell & Company in San Diego and Los Angeles.

Dick has been very active in the community, serving as chairman of the 1988 Boy Scout/Good Scout luncheon, as treasurer and member of the board of the San Diego and Imperial County chapter of the March of Dimes, and he's been active in the LaJolla Rotary. Most recently, Dick served on the very successful Super Bowl Task Force.

He is a 1966 graduate of the University of Iowa, where he received his bachelor's degree in business administration. He served as a lieutenant (j.g.) in the Navy and got his first taste of San Diego from 1967-70 when he was stationed here. A native of Oskaloosa, IA, he now resides in LaJolla with wife Judi and daughter, Heather.

ELTEN SCHILLER **SENIOR VICE PRESIDENT**



Elten Schiller has been Senior Vice President since August, 1981, as he supervises all aspects of the Padres' ticket operation. He has been with the ballclub since 1972, after 25 years of service in the Los Angeles Dodgers organization.

He was general manager of Spokane, Albuquerque, Omaha and St. Paul. In 1961, his first season with Omaha, Elten was named Minor League Executive of the Year. Following his discharge from the Navy in 1947, he started as a part-time helper with St. Paul and before

leaving, worked his way up to Assistant to the President.

Born in Essen, Germany and raised in Bellaire, Ohio, Elten currently makes his home in the University City area of San Diego. He and wife Val have three grown children, Linda, Carol and Jeffrey.

JACK McKEON **VICE PRESIDENT OF BASEBALL OPERATIONS**



Jack McKeon has served as head of baseball operations for the Padres since September, 1980. He took over the position on an interim basis in July, 1980, then was placed permanently in charge two months later.

His numerous trades (over 120 transactions) have earned him the nickname "Trader Jack". Only Tim Flannery remains from the roster that Jack inherited in 1980.

He joined the Padres originally in September, 1979, after managing the Denver club of the American Association.

Jack was the assistant to then General Manager Bob Fontaine. McKeon's keen insight into player ability and his willingness to trade quickly pushed the Padres into contention in the National League West, with the culmination coming with the League crown in 1984.


Jack was a field manager at age 23 (1953) and spent 20 years in the minor leagues before getting an opportunity at the major league level. He became field leader of the Kansas City Royals in October, 1972, and led the American League West team from 1973 until July 24, 1975. The 1973 Royals (their 5th season) finished 14 games over .500 with an 88-74 record. McKeon's record at the helm in KC was 215-205. He spent the 1976 season managing Richmond of the International League before going to work for Charley Finley in Oakland, where he managed in 1977 and 1978.

Jack has served in a variety of roles in professional baseball. He has managerial experience in 13 major and minor league cities and was named manager of the year on 5 occasions (Pioneer League, Carolina League twice and American Association twice). Other roles at the big league level have included coach, scout, scouting director, assistant general manager and general manager.

McKeon is a native of South Amboy, NJ, where he played both baseball and basketball while in high school. He was a starter on the state high school basketball championship team in 1948. Jack attended Holy Cross and Seton Hall before finishing his B.A. degree in Physical Education and Science at Elon College in North Carolina.

He is active in the San Diego community, serving on the Board of Directors of the local Make-a-Wish Foundation. Most recently he co-authored a book with writer Tom Friend appropriately titled, "Jack of All Trades".

He and wife Carol reside in the San Carlos area of San Diego. The family includes four grown children, sons Kelly and Kasey, and daughters, Kristi and Kori, and three grandchildren.



1988 Padres

1st Baseman John Kruk

THE MANAGER



10

LARRY BOWA

MANAGER

HT: 5-10 **WT:** 160

AGE: 42 (Turns 43 on December 6)

BORN: Dec. 6, 1945 in Sacramento, CA

RESIDENCE: Bryn Mawr, PA

PERSONAL: Lawrence Robert (Larry) Bowa. . .he and wife Sheena have a daughter, Tori (7-29-83). . .Larry graduated from McClatchy High School in Sacramento where he starred in both baseball and basketball. . .he then played baseball for two years at Sacramento City College. . .Larry's father, Paul Bowa, was a AAA player and A-league manager in the St. Louis Cardinals' chain in the 1940's and his uncle, Frank, played for 5 seasons, also in the Cardinals' organization. . .Larry's off-field interests include billiards, racquetball and golf.

MANAGERIAL EXPERIENCE: Larry's first season in the major league managerial saddle had some peaks and valleys, finishing the year with a 65-97 ledger. . .it started very slowly, posting a 12-42 mark through June 4, however, from June 5 - September 23, the Padres compiled a 52-45 record before dropping 9 in a row during the final 2 weeks of the season. . .Bowa was named the 11th manager of the Padres on October 28, 1986 after taking the Las Vegas Stars to the PCL title in his initial year as a manager. . .the Stars posted a 36-34 first half record, then came on strong, going 44-28 in the second stanza to runaway with the Southern Division crown. . .in the first round of the playoffs against Phoenix, Bowa's crew fell behind in the best-of-5 format, 2 games to 1, however, won the remaining games to advance to the PCL finals vs. Vancouver. . .they won the title by taking the last 2 games of the series against the Canadians. . .Larry gained the Las Vegas job by convincing Jack McKeon that he was ready to manage at the AAA level, during a meeting in 1985, even though Bowa still had the option to return to the field in '86 as a reserve shortstop for the N.Y. Mets.

PLAYING CAREER: Larry's professional career spanned 20 years, the last 16 coming with 3 major league club's. . .he spent the majority of his big league career with the Philadelphia Phillies, signing with their organization as a free agent on October 12, 1965. . .after 4 minor league seasons, 5 games of which came as a member of the PCL San Diego club in 1966, Larry joined the Phils. . .he spent 12 years in Philly, playing in 5 All-Star games, 4 NLCS' and a World Series. . .he was traded to the Chicago Cubs on January 27, 1982 with Ryne Sandberg for shortstop Ivan DeJesus. . .while with Chicago, he participated in his 5th NLCS, a dramatic 5-game series against the Padres in 1984. . .Larry finished his major league career with the New York Mets, signing as a free agent on August 20, 1985. . .during his playing career, Bowa established himself as one of the best defensive shortstops to play the game. . .he holds the major league record for the highest lifetime fielding percentage for a shortstop with a .980 mark, winning a pair of Gold Glove's (1972 and 1978). . .he holds the N.L. record by leading the loop in fielding on 6 different occasions. . .his .987 fielding mark in both 1971 and 1972 is the best single-season percentage in league history, and he committed a National League record-low 9 errors in 150 games in 1972. . .he also holds the major league standard for highest fielding pct. by a shortstop in over 100 games, fielding at a .991 clip in 146 games in 1979. . .he owns the longevity record in the N.L. by playing in 2,222 games at short, ranking 2nd in major league history to Luis Aparicio's 2,581 total games. . .offensively, he had a .260 lifetime batting average, including 4 big league seasons over the .280 mark, peaking at .305 in 1975. . .the switch-hitting Bowa finished his career with 2,191 hits. . .he had an outstanding 1980 World Series, batting .375 against Kansas City in leading the Phils to the title in 6 games. . .he also set a Fall Classic record by starting 7 double plays.

RECORD AS PLAYER

YEAR	CLUB	AVG.	G	AB	R	H	2B	3B	HR	RBI	SB
1966	Spartanburg	.312	97	429	70	134	14	4	2	36	24
	San Diego	.316	5	19	0	6	0	1	0	1	0
1967	Bakersfield	.188	7	32	4	6	2	0	0	3	2
	Reading	.281	22	89	11	25	4	0	0	9	0
1968	Reading	.242	133	480	47	116	14	2	3	36	14
1969	Eugene	.287	135	568	80	163	11	6	1	26	48
1970	PHILADELPHIA	.250	145	547	50	137	17	6	0	34	24
1971	PHILADELPHIA	.249	159	*650	74	162	18	5	0	25	28
1972	PHILADELPHIA	.250	152	579	67	145	11	*13	1	31	17
1973	PHILADELPHIA	.211	122	446	42	94	11	3	0	23	10
1974	PHILADELPHIA	.275	162	669	97	184	19	10	1	36	39
1975	PHILADELPHIA	.305	136	583	79	178	18	9	2	38	24
1976	PHILADELPHIA	.248	156	624	71	155	15	9	0	49	30
1977	PHILADELPHIA	.280	154	624	93	175	19	3	4	41	32
1978	PHILADELPHIA	.294	156	654	78	192	31	5	3	43	27
1979	PHILADELPHIA	.241	147	539	74	130	17	11	0	31	20
1980	PHILADELPHIA	.267	147	540	57	144	16	4	2	39	21
1981	PHILADELPHIA	.283	103	360	34	102	14	3	0	31	16
1982	CHICAGO (NL)	.246	142	499	50	123	15	7	0	29	8
1983	CHICAGO (NL)	.267	147	499	73	133	20	5	2	43	7
1984	CHICAGO (NL)	.223	133	391	33	87	14	2	0	17	10
1985	CHICAGO (NL)	.246	72	195	13	48	6	4	0	13	5
	NEW YORK (NL)	.105	14	19	2	2	1	0	0	2	0
M.L. Totals		.260	2247	8418	987	2191	260	99	15	525	318

*Led League

DIVISION SERIES RECORD

YEAR	CLUB, OPP.	AVG.	G	AB	R	H	2B	3B	HR	RBI	SB
1981	Phil. vs. Cin.	.176	5	17	0	3	1	0	0	1	0

LEAGUE CHAMPIONSHIP SERIES RECORD

YEAR	CLUB, OPP.	AVG.	G	AB	R	H	2B	3B	HR	RBI	SB
1976	Phil. vs. Cin.	.125	3	8	1	1	1	0	0	1	0
1977	Phil. vs. L.A.	.118	4	17	2	2	0	0	0	1	0
1978	Phil. vs. L.A.	.333	4	18	2	6	0	0	0	0	0
1980	Phil. vs. Hou.	.316	5	19	2	6	0	0	0	0	1
1984	Chi. vs. S.D.	.200	5	15	1	3	1	0	0	1	0
L.C.S. Totals		.234	21	77	8	18	2	0	0	3	1

WORLD SERIES RECORD

YEAR	CLUB, OPP.	AVG.	G	AB	R	H	2B	3B	HR	RBI	SB
1980	Phil. vs. K.C.	.375	6	24	3	9	1	0	0	2	3

ALL-STAR GAME RECORD

YEAR	CLUB, SITE	AVG.	G	AB	R	H	2B	3B	HR	RBI	SB
1974	N.L. at Pit.	.000	1	2	0	0	0	0	0	0	0
1975	N.L. at Mil.	.000	1	0	0	0	0	0	0	0	0
1976	N.L. at Phil.	.000	1	1	0	0	0	0	0	0	0
1978	N.L. at S.D.	.667	1	3	1	2	0	0	0	0	1
1979	N.L. at Sea.	.000	1	2	0	0	0	0	0	0	0
A.S.G. Totals		.250	5	8	1	2	0	0	0	0	1

RECORD AS MANAGER

YEAR	CLUB	LEAGUE	FINISH	W	L	PCT.
1986	Las Vegas	Pacific Coast (1st Half)	3rd	36	34	.514
		(2nd Half)	*1st	44	28	.611
1987	SAN DIEGO	National	6th	65	97	.401

*Defeated first half Southern Division winner Phoenix, 3 games to 2, then defeated Northern Division champion Vancouver, 3 games to 2.

PADRES MANAGERIAL HISTORY

YEAR	MANAGER	RECORD	PCT.	POS.	GB.
1969	Preston Gomez	52-110	.321	6	41
1970	Preston Gomez	63-99	.389	6	39
1971	Preston Gomez	61-100	.379	6	28½
1972	Preston Gomez	4-7	.364	—	—
	Don Zimmer	54-88	.380	6	36½
1973	Don Zimmer	60-102	.370	6	39
1974	John McNamara	60-102	.370	6	42
1975	John McNamara	71-91	.438	4	37
1976	John McNamara	73-89	.451	5	29
1977	John McNamara	20-28	.417	—	—
	Bob Skinner	1-0	1.000	—	—
	Alvin Dark	49-65	.430	5	29
1978	Roger Craig	84-78	.519	4	11
1979	Roger Craig	68-93	.422	5	22
1980	Jerry Coleman	73-89	.451	6	19½
1981	Frank Howard	(1st Half) 23-33	.411	6	12½
		(2nd Half) 18-36	.333	6	15½
1982	Dick Williams	81-81	.500	4	8
1983	Dick Williams	81-81	.500	4	10
1984	Dick Williams	92-70	.568	1	—
1985	Dick Williams	83-79	.512	T3	12
1986	Steve Boros	74-88	.457	4	22
1987	Larry Bowa	65-97	.401	6	25

THE COACHES

2

SANDY ALOMAR



THIRD BASE COACH

HT: 5-9

WT: 185

AGE: 44 (Turns 45 on October 19)

BORN: October 19, 1943 in Salinas, PR

RESIDENCE: Salinas, PR

PERSONAL: Santos Conte (Sandy) Alomar ... he and wife Maria have a daughter, Sandia (7-4-65) and two sons, Sandy Jr. (6-18-66) and Roberto (2-5-68) ... both of his sons are playing in the San Diego organization, with Sandy Jr. a catcher and Roberto a middle infielder ... Sandy Sr. spent 1½ seasons as a coach in the Padres' minor league chain before being named a big league coach by Steve Boros in February, 1986 ... he had a 15-year major league career, playing for seven clubs before retiring following the 1978 season with Texas ... he ran a gas station in his native Puerto Rico and coached the National Team before joining the Padres ... he took over as manager of the Arecibo team last December ... Sandy had done the same thing at Santurce the previous winter and led that club from last place to within 2 games of the title, thus earning Manager-of-the-Year honors.

CAREER HIGHLIGHTS: Sandy signed with the Milwaukee organization in 1961 and made his major league debut with the Braves in 1964, batting .245 in 19 games ... prior to the '67 season he was traded to the Mets, and later in the year was sent to the Chicago White Sox, where he stayed 2½ seasons ... his longest period with one club came with the California Angels from 1969 through a portion of '74, when he was traded to the Yankees ... while with the Angels, Sandy enjoyed his best success playing in 648 consecutive games ... in 1971 he batted .260, leading the league in games played (162) and at bats (689) ... his at bat total was a league record for a switch-hitter ... Alomar will concentrate on the base-running aspect of the Padres' game, something he is very familiar with ... he stole 227 bases during his big league career, including a career-high 39 with the Angels in 1971 ... defensively, Sandy played both second base and shortstop, leading A.L. second basemen in double plays (119) during the '70 season.

PLAYING RECORD

	AVG	G	AB	R	H	2B	3B	HR	RBI	BB	SO	SB
M. L. Totals (15 yrs.)	.245	1481	4760	558	1168	126	19	13	282	302	482	227

Coach for San Diego Padres (1986-87).



36

PAT DOBSON

PITCHING COACH

HT: 6-3

WT: 200

AGE: 46

BORN: February 12, 1942 in Depew, NY

RESIDENCE: Cape Coral, FL

PERSONAL: Patrick Edward (Pat) Dobson, Jr. . .he and wife Kathy have three children at home, son, Chris (10-29-75) and daughters, Shannon (11-3-78) and Stephanie (6-22-84). . .Pat also has three other children, son, Pat III (2-9-62) and daughters, Nancy (6-14-68) and Stacy (1-31-71). . .Dobson was a standout baseball and basketball player at Lancaster (NY) High School, earning all-conference honors in both sports. . .away from the diamond, Pat is an avid fisherman.

CAREER HIGHLIGHTS: Pat spent 7 1/2 years in the minors before getting his chance to perform in the majors in 1967. . .he made the most of it when he arrived, performing on 2 World Championship clubs, the 1968 Detroit Tigers and the 1971 Baltimore Orioles. . .his best year was the '71 title season with the O's, as Pat was one of 4 pitchers on the staff to enjoy 20 wins, going 20-8 with personal bests in starts (37), complete games (18), shutouts (4), innings pitched (282.0) and strikeouts (187). . .he completed the year of 1971 in style by becoming the only American to throw a no-hitter on Japanese turf, when he did so during the Orioles fall tour after the season. . .Dobson had a season with the Padres sandwiched between his World Championship clubs, as prior to the 1970 campaign, he was traded with current Padres' broadcaster, Dave Campbell, to San Diego for pitcher Joe Niekro. . .he went to Baltimore a year later with Tom Dukes for Tom Phoebus, Al Severinsen, Fred Beene and Enzo Hernandez. . .Pat also hurled for the Atlanta Braves (1973), New York Yankees (1973-75) and Cleveland Indians (1976-77) during his big league career. . .he appeared in 6 World Series' games and was selected to the 1972 A.L. All-Star squad, however, did not pitch. . .his coaching career includes minor league duties at Nashville (New York Yankees) in 1980-81, then in the same capacity in the Brewers' organization, when he was elevated to the majors in 1982 when Cal McLish became ill. . .Dobson served as the Milwaukee pitching coach through the 1984 season, then has spent the last 2 years as the minor league pitching instructor for the Seattle Mariners. . .Pat is the 8th pitching coach in Padres' history following Roger Craig, Johnny Podres, Bill Posedel, Tom Morgan, Chuck Estrada, Norm Sherry and Galen Cisco.

PLAYING RECORD

	W-L	ERA	G	GS	CG	H	R	ER	BB	SO
M.L. Totals (11 years)	122-129	3.54	414	279	74	2119.0	2043	939	833	665

Coach for Milwaukee Brewers (1982-84).



26

AMOS OTIS

BATTING COACH

HT: 5-11

WT: 170

AGE: 40 (Turns 41 on April 26)

BORN: April 26, 1947 in Mobile, AL

RESIDENCE: Blue Springs, MO

PERSONAL: Amos Joseph Otis. . .he and wife Belva have three children, Barry (8-31-67), Dawn (4-20-70) and Cory (6-20-74). . .Amos was a football and basketball standout at Williamson High School in Mobile, AL, as a youth before signing to play professional baseball with Boston in 1965. . .he was chosen by the Mets' organization in the 1966 minor league draft where he stayed until being traded with pitcher Bob Johnson to Kansas City for third baseman Joe Foy, December 3, 1969. . .Otis was originally a first baseman, however, the Mets tried him at third, then he became Kansas City's full-time centerfielder in

OTIS (continued)

1970. .his big league career ended with a brief stint with Pittsburgh in 1984. .he has been with the Padres' organization the last 2 years as a roving minor league instructor.

CAREER HIGHLIGHTS: Amos had a 17-year major league career, including 14 seasons with the Royals. .he and Steve Busby were the inaugural inductees into Kansas City's baseball Hall-of-Fame, as Amos ranks near the top in several of the Royals' all-time records including games (1,891), at bats (7,050), runs (1,074), hits (1,977), home runs (193) and RBI (992). .he was a 5-time American League All-Star and a 3-time Gold Glove winner. .his excellent ability to steal bases is evidenced by a 79.3 success rate (341-for-430), which ranks as one of the best all-time. .Otis had 3 seasons in which he drove in at least 90 runs, and 5 times he swiped 30 or more bases. .he had a pair of 5-hit games and a couple of 5-RBI contests. .he also stole 5 bases in a game once. .his lone World Series appearance came in 1980 against Philadelphia and current manager Larry Bowa, when Amos batted .478 in 6 games (11-for-23) with 3 home runs and 7 RBI.

PLAYING RECORD

	AVG.	G	AB	R	H	2B	3B	HR	RBI	BB	SO	SB
M.L. Totals (17 years)	.277	1998	7299	1092	2020	374	66	193	1007	757	1007	341



38

GREG RIDDOCH

FIRST BASE COACH

HT: 5-11

WT: 178

AGE: 42 (Turns 43 on July 17)

BORN: July 17, 1945 in Greeley, CO

RESIDENCE: Greeley, CO

PERSONAL: Gregory Lee (Greg) Riddoch. .he and wife Linda have two sons, Rory (7-21-69) and Raleigh (12-21-73). .Greg grew up in California and graduated from Garden Grove High School. .he earned a baseball and basketball scholarship from Northern Colorado in Greeley and has basically remained there as a resident. .after his freshman season, Greg concentrated mainly on baseball, eventually signing with the Cincinnati organization upon graduation. .he has a Master's degree in Education Administration from Colorado State University and a B.A. in Business Administration from Northern Colorado. .Riddoch has taught psychology and coached baseball, football and basketball at the high school level. .he spent three years as the Athletic Director of District 6 in Greeley. .away from the field, Greg enjoys working with stained glass.

CAREER HIGHLIGHTS: This marks Greg's first on-field duties since managing in the Reds' chain for nine years (1973-81). .he made managerial stops in Seattle (1974), Billings (1976) and Eugene (1975, 1977-81), winning a pair of league championships and two divisional crowns in the Rookie League short seasons. .since his managing days, Riddoch has served as the scouting supervisor, Assistant Director of Player Development and Scouting and as the Director of Minor League clubs for Cincinnati. .he joined the Padres staff on January 1, 1986, as Associate Director of Minor Leagues and Scouting. .he took over as Director on February 26, when Steve Boros was named to manage the big league club. .Greg was named to the coaching staff by Larry Bowa on October 28, 1986.

Coach for San Diego Padres (1987).





34 DENNY SOMMERS

BULLPEN COACH

HT: 6-2

WT: 205

AGE: 47 (Turns 48 on July 12)

BORN: July 12, 1940 in New London, WI

RESIDENCE: Hortonville, WI

PERSONAL: Dennis James (Denny) Sommers...he is single and resides in Hortonville, WI, where he enjoyed an outstanding prep career as a 3-sport letterman playing football, baseball and basketball...Denny signed with the San Francisco Giants in 1958...he was honored by the Cleveland Baseball Writers in 1982 for the annual "Good Guy" Award...he spent the winter working as a salesman and spends his spare time playing golf or racquetball.

CAREER HIGHLIGHTS: This is Denny's first year with the Padres after spending the last 2 seasons as the advance scout for the reigning World Champion Minnesota Twins...prior to that, he was the bullpen coach for the Cleveland Indians for 6 years (1980-85) and was a first base coach for the New York Mets under Joe Frazier and Joe Torre (1977-78)...Sommers' playing career spanned 10 minor league seasons, reaching as high as AAA on two occasions with Tacoma (1965) and Phoenix (1966)...signing as a catcher, he once was behind the plate for 160 consecutive games (over 2 seasons) for Springfield of the Eastern League (1963-64)...after playing, Denny had a 12-year managerial career that began on July 8, 1966 at Lexington of the Western Carolina League...his best season as a skipper came at Lafayette in 1975, when they won the title and he was named the Texas League's Manager-of-the-Year...Sommers has plenty of Latin experience, spending the 1972-79 winter seasons either managing in Mexico or coaching in Venezuela.

Coach for New York Mets (1977-78), coach for Cleveland Indians (1980-85).

DEBUT DATES

Player	Major League Debut	San Diego Padres Debut
Shawn Abner	9-8-87 with Padres	
Greg Booker	9-11-83 with Padres	
Chris Brown	9-6-84 with Giants	7-5-87
Mike Brumley	6-16-87 with Cubs	1988
Randell Byers	9-7-87 with Padres	
Keith Comstock	1984 with Twins	7-6-87
Joey Cora	4-6-87 with Padres	
Mark Davis	9-12-80 with Phillies	7-5-87
Tim Flannery	9-3-79 with Padres	
Mark Grant	4-27-84 with Giants	7-6-87
Gary Green	9-14-86 with Padres	
Tony Gwynn	7-19-82 with Padres	
Andy Hawkins	7-17-82 with Padres	
Stan Jefferson	9-7-86 with New York (NL)	4-6-87
Jimmy Jones	9-21-86 with Padres	
John Kruk	4-7-86 with Padres	
Dave Leiper	9-2-84 with A's	9-1-87
Carmelo Martinez	8-24-83 with Chicago (NL)	4-3-84
Lance McCullers	8-12-85 with Padres	
Keith Moreland	10-1-78 with Phillies	1988
Rob Nelson	9-12-86 with A's	9-10-87
Eric Nolte	8-1-87 with Padres	
Mark Parent	9-20-86 with Padres	
Randy Ready	9-4-83 with Milwaukee	6-13-86
Benito Santiago	9-14-86 with Padres	
Eric Show	9-2-81 with Padres	
Garry Templeton	8-9-76 with St. Louis	4-6-82
Ed Vosberg	9-17-86 with Padres	
Ed Whitson	9-4-77 with Pittsburgh	4-10-83
Marvell Wynne	6-15-83 with Pittsburgh	4-7-86



*Dick Dent
Trainer*



*Larry Duensing
Assistant Trainer*



*Brian Prilaman
Equipment Mgr.*



*John "Doc" Mattei
Traveling Secretary*



*Whitey Wietelmann
"Mr. Indispensible"*

DICK DENT is in his 13th year with the Padres as Trainer and Conditioning Coach. Aside from his daily duties of treating and rehabilitating injuries, Dent runs an off-season workout program at the stadium that is attended by both major and minor league players. Affectionately known as "L.T.", derived from his 1st Lieutenant commission in Vietnam, the 40-year old Dent is the National League representative on the PBATS (Professional Baseball Athletic Trainers Society) executive committee, as well as a certified member of the National Athletic Trainers Association. He was the All-Star trainer for the National League in 1984 at San Francisco. Dick attended San Diego State University and has been employed by several of San Diego's area sports teams during his training career. He and wife Mary have a son, Eric, and daughter, Michelle.

LARRY DUENSING has been an organizational trainer since 1977, however, is in his third full season on the big league level. He started with Amarillo for a season, then worked for seven straight years with the Padres' AAA clubs in both Hawaii and Las Vegas. He also applied his trade at one time with the MISL Champion San Diego Sockers, and was a trainer in the Dominican Republic Winter League from 1977-80. Duensing, 37, is a graduate of Kearney State College in Kearney, NE, and owns a Master's Degree from Indiana University in Bloomington, IN. An avid Nebraska Cornhusker football fan, Larry and wife Dorra have a daughter, Jaimie.

BRIAN PRILAMAN started in the organization in 1971 as a batboy at San Diego Stadium, and is now in his third season as the Padres' Equipment Manager. Prior to his current post, Prilaman served as the visiting clubhouse attendant from 1977-85, a position now held by Bob Doty. Brian, 34, graduated from Morse High School and attended San Diego City College. He and wife Karen, who assists from time to time by sewing the numerals and names on each Padre uniform, have a daughter, Jennifer, and son, Christopher, and reside in Rancho Penasquitos.

JOHN "DOC" MATTEI has served as Traveling Secretary since the club's inception in 1969, as well as being team trainer through the '78 season. His current duties include booking of all airlines, hotel rooms and coordinating the exhibition schedule in Yuma. Doc and wife Jan reside in San Diego.

WHITEY WIETELMANN just completed his 50th year of pro baseball which dates back to Beaver Falls, PA, in 1937. While competing for the Boston Bees, he was managed by the legendary Casey Stengel. Whitey hit his first major league home run with Boston in 1943 off of Johnnie Wittig of the Giants. Wietelmann joined the PCL Padres in 1949 and has been a San Diego baseball fixture since. He was a major league coach for the Padres from 1969-79. Whitey is not only known for his baseball talents, he can also mix a mean bowl of chili and other culinary treats. He received the highest of honors in 1984, when he was selected to throw out the first pitch prior to the Padres exciting Game #4 win over Chicago in the NLCS. He and wife Millie live in San Diego.

THE PLAYERS



28 SHAWN ABNER OF

B/T: R/R **HT:** 6-1 **WT:** 190

AGE: 21 (Turns 22 on June 17)

BORN: June 17, 1966 in Hamilton, OH

RESIDENCE: Mechanicsburg, PA

M.L. SERVICE: 28 days

CONTRACT STATUS: Signed thru 1988

HOW OBTAINED: Acquired from the New York Mets with infielder/outfielder Kevin Mitchell, outfielder Stan Jefferson and pitchers Kevin Armstrong and Kevin Brown in exchange for outfielder Kevin McReynolds, pitcher Gene Walter and infielder Adam Ging, December 11, 1986.

1987 HIGHLIGHTS: Shawn's first year of AAA baseball was highlighted with a .300 average and a September recall to the majors for the final 3 weeks of the season. . .while at Las Vegas, he led the club in triples (11) and RBI (85). . .the season started slowly for Abner as he hit .244 in April, then appeared in only 8 games in May due to a strained muscle in his left side. . .after missing 20 days of action he returned to the lineup with a bang, hitting .515 (17-for-33) in his first 9 games back with 12 RBI, and raising his batting average to a season-high .329. . .Shawn had a consistent second half, hitting .309 (31-for-223) during the final 2 months, including a .320 August. . .his last week of the AAA season was highlighted with a 2-game outburst against Albuquerque in which he went 6-for-10 with 3 runs scored, 2 triples, a homer and 10 RBI, including a 7-RBI performance on August 27. . .his best numbers came against the Dukes, hitting .404 in 12 games (19-for-47) with 18 RBI and 14 runs scored. . .defensively for the Stars, Abner opened the year as the rightfielder, however, after returning from his injury in June he was stationed in center for the remainder of the year. . .upon his recall to San Diego, Shawn batted .277 in 16 games (13-for-47) with a pair of home runs and 7 RBI. . .his first big league hit was a double off of the Braves' David Palmer on September 9 in Atlanta. . .on September 15, he collected the first major league homer of his career off of San Francisco's John Burkett in Candlestick Park. . .Shawn made 10 starts for the Padres, hitting safely in 8 of those contests.

CAREER HIGHLIGHTS: **1986**—Playing for the Jackson Mets in the Texas League, Abner led the club in doubles (29), hits (136), total bases (223) and tied for the top spot in runs (80). . .he rebounded from .177 month of June to establish a team record with a 19-game hitting streak in which he batted .342. . .Shawn had an 8-game stretch in May in which he hit .469 with 7 multiple-hit games. . .he was named to the Texas League All-Star team. **1985**—Shawn was the Carolina League MVP, thus becoming the third straight Lynchburg Met to earn the honor (Len Dykstra in 1983 and Barry Lyons in 1984). . .he was named to both the mid-season and post-season All-Star squads. . .Abner led the league in hits (163), doubles (30), triples (11), total bases (263), RBI (89) and game-winners (18). . .he was selected by *Baseball America* as the league's Best Batting Prospect and Best Defensive Outfielder. . .he was also named to Topps Class-A All-Star team. **1984**—He began his pro career with the Rookie League team at Kingsport, hitting .273 in 46 games. . .Shawn was then promoted to Little Falls of the Class-A New York-Penn League for the final month of the season.

PERSONAL: Shawn Wesley Abner. . .he and wife Chris were married this past off-season and make their home in Mechanicsburg, PA. . .Shawn was a 4-year All-State prep performer in baseball and 2-year All-Stater in football at Mechanicsburg High. . .he tossed 19 touchdown passes as a senior, earning a football scholarship to the University of Georgia, however, chose to sign a pro baseball contract as he was the first player taken in the 1984 June draft. . .he batted .572 during his senior high school baseball season. . .in 1983, Shawn was selected the American Legion Player of the Year for Pennsylvania, hitting .527 with 33 home runs and 106 RBI while playing for 3 teams.

ABNER (continued)

YEAR CLUB	AVG.	G	AB	R	H	2B	3B	HR	RBI	BB	SO	SB
1984 Kingsport	.273	46	183	32	50	8	0	10	35	10	24	9
Little Falls	.265	18	68	7	18	2	0	1	5	5	16	3
1985 Lynchburg	.301	139	542	71	163	30	11	16	89	28	77	8
1986 Jackson	.266	134	511	80	136	29	8	14	76	23	76	8
1987 Las Vegas	.300	105	406	50	122	14	11	11	85	26	68	11
SAN DIEGO	.277	16	47	5	13	3	1	2	7	2	8	1
M.L. Totals	.277	16	47	5	13	3	1	2	7	2	8	1

1984 Signed by the New York Mets as a 1st round selection in the June Free Agent Draft.
 1986 Traded with infielder/outfielder Kevin Mitchell, outfielder Stan Jefferson and pitchers Kevin Brown and Kevin Armstrong to the San Diego Padres for outfielder Kevin McReynolds, pitcher Gene Walter and infielder Adam Ging, December 11.

VS. NATIONAL LEAGUE

1987 & CAREER

Totals	AVG.	G	AB	R	H	HR	RBI
Totals	.277	16	47	5	13	2	7
vs. Atlanta	.222	3	9	1	2	0	1
Cincinnati	.100	4	10	1	1	1	2
Houston	.300	3	10	1	3	0	0
Los Angeles	.400	3	10	1	4	0	1
San Francisco	.375	3	8	1	3	1	3



12 ROBERTO ALOMAR INF

B/T: S/R **HT:** 6-0 **WT:** 155

AGE: 20

BORN: February 5, 1968 in Salinas, PR

RESIDENCE: Salinas, PR

M.L. SERVICE: None

CONTRACT STATUS: Signed thru 1988

HOW OBTAINED: Signed as a free agent on February 16, 1985.

1987 HIGHLIGHTS: For the 2nd straight year Roberto shined at the plate helping lead Wichita to the Texas League title. . .his .319 average ranked 8th in the league and 41 doubles were 2nd best. . .he started the year going hitless in his first 10 at bats, however, a 4-hit performance in the season's 3rd game started Alomar on a 13-game hitting streak in which he batted .444 (24-for-54). . .he remained consistent the remainder of the season with his batting average never dipping below the .300 mark after May 13. . .in fact, he did not go more than 2 games without collecting at least one hit. . .Roberto batted .366 in June, as his season average peaked at .334 on June 28. . .his final month of the regular season (August) was a strong .358 performance in which he collected 10 doubles and 6 home runs for a .634 slugging pct. while hitting safely in 22 of the 26 games. . .by the end of the first week of August, Roberto had polished off a season best 14-game hitting streak, then after going hitless for a game he followed with a 12-game skein. . .he finished the year with 51 multiple-hit games, including 16 with 3 or more hits and 4 4-hit affairs. . .Alomar continued to excel in the post-season, batting .321 in the 6-game series against Jackson capping it off with a 2-out single in the 11th inning to drive in the game-winner in Wichita's title clinching victory. . .defensively, Roberto made the transition to shortstop appearing in 113 games there after playing second base in his first 2 professional seasons.

CAREER HIGHLIGHTS: **1986**—In only his 2nd pro season the 18-year old Alomar led the California League in batting with a .346 mark, and despite having his year cut short by 3 1/2 weeks with a pulled groin muscle, he was still named the second baseman on *Baseball America's* All-Star Team. . .he was also listed in the same publication as the 3rd best major league prospect. **1985**—Roberto signed with the Padres' organization as a free agent on February 16, and played his initial pro season for the Class-A Charleston Rainbows. . .he led the league in games played (137) and at bats (546) while finishing the year with a .293 average. . .he was tied for 5th in the South Atlantic League in runs scored with 89 and tied for 7th in stolen bases with 36.

R. ALOMAR (continued)

PERSONAL: Roberto Velazquez Alomar...he is single and resides in Salinas, Puerto Rico...Roberto spent the off-season playing winter ball in his native Puerto Rico for Caguas, ranking in the Top 5 in several offensive categories...he and his brother, Sandy, Jr., have twice teamed up during their pro careers, playing together for Charleston in 1985 and again last year for the Texas League champion Wichita Pilots...their father, Sandy, Sr., had a 15-year major league playing career and is currently in his 3rd season as a Padres' coach.

YEAR CLUB	AVG.	G	AB	R	H	2B	3B	HR	RBI	BB	SO	SB
1985 Charleston	.293	*137	*546	89	160	14	3	0	54	61	73	36
1986 Reno	*.346	90	356	53	123	16	4	4	49	32	38	14
1987 Wichita	.319	130	536	88	171	41	4	12	68	49	74	43

*-Led League

1985 Signed as a free agent by the San Diego Padres, February 16.



17 SANDY ALOMAR, JR. C

B/T: R/R **HT:** 6-5 **WT:** 200

AGE: 21 (Turns 22 on June 18)

BORN: June 16, 1966 in Salinas, PR

RESIDENCE: Salinas, PR

M.L. SERVICE: None

CONTRACT STATUS: Signed thru 1988

HOW OBTAINED: Signed as a free agent on October 21, 1983.

1987 HIGHLIGHTS: Entering the 1987 season with great defensive credentials but a 3-year minor league average of only .221, Sandy proved that he not only excelled behind the plate, he could also be a force at the plate, hitting a career best .307 in 103 games for Wichita...he opened the year strong with an 8-game hitting streak at the outset, followed immediately by a 9-game skein...he wound up hitting safely in 19 of 21 games in April at a .360 clip...his average remained in the .330 range until a difficult July in which he batted only .197 (13-for-66), brought his mark down to a season-low .296...Alomar remedied that with a 13-game hitting streak to open August in which he went 21-for-51 (.412) and wound up batting .343 for the final month of the season...he continued to hit well during the post-season action, homering twice against El Paso in the 3-game semifinals, then batting .320 against Jackson with 6 RBI in the 6-game title series...Sandy's best offensive production came against the El Paso club, as he batted .339 on the year vs. the Diablos while driving in 24 runs...when not behind the plate, Sandy was a part-time designated hitter, going 13-for-32 in that role (.406)...as a receiver, he committed 15 errors on the year for a .978 fielding pct., however, most of those came in the second half as he had only 4 errors in the first 51 games of the year.

CAREER HIGHLIGHTS: 1986—Sandy's first season at the Double-A level found him in Beaumont, catching in 94 games for the Golden Gators and having his best offensive year at the time (.240)...his best production came during August, hitting .268, including all 4 of his homers of the year...Alomar was chosen by *Baseball America* as one of the Top 10 major league prospects in the Texas League. 1985—Sandy teamed with brother, Roberto, and father Sandy, Sr., who was a coach at Charleston in the South Atlantic League...Sandy, Jr., batted .207 with 43 RBI in 100 games. 1984—In his first season as a pro, the 18-year old Alomar played in 59 games for Spokane in the Northwest League...he batted .215 for the Rookie League entry.

DEFINITION OF A ROOKIE

A player is considered a rookie unless he has exceeded 130 at-bats or 50 innings pitched or has accumulated more than 45 days on the active roster of a major league club during the period of the 25-player limit.

S. ALOMAR (continued)

PERSONAL: Santos Velazquez (Sandy) Alomar, Jr. . .he is single and resides in Salinas, Puerto Rico. . .Sandy spent the off-season playing winter ball in his native Puerto Rico for Santurce. . .he missed the final month of the winter season due to a finger injury on his left hand. . .he and brother, Roberto, have twice teamed up during their pro careers, playing together for Charleston in 1985 and again last year for the Texas League champion Wichita Pilots. . .their father, Sandy, Sr., had a 15-year major league playing career and is currently in his 3rd season as a Padres' coach. . .Sandy, Jr. signed with San Diego as a 17-year old on October 21, 1983.

YEAR CLUB	AVG.	G	AB	R	H	2B	3B	HR	RBI	BB	SO	SB
1984 Spokane	.215	59	219	13	47	5	0	0	21	13	20	3
1985 Charleston	.207	100	352	38	73	7	0	3	43	31	30	3
1986 Beaumont	.240	100	346	37	83	15	1	4	27	15	35	2
1987 Wichita	.307	103	375	50	115	19	1	8	65	21	37	1

1983 Signed as a free agent by the San Diego Padres, October 21.



51 GREG BOOKER RHP

B/T: R/R **HT:** 6-6 **WT:** 245

AGE: 27 (Turns 28 on June 22)

BORN: June 22, 1960 in Lynchburg, VA

RESIDENCE: San Diego, CA

M.L. SERVICE: 2 years, 111 days

CONTRACT STATUS: Signed thru 1988

HOW OBTAINED: Selected in the tenth round of the June Free Agent Draft, 1981.

1987 HIGHLIGHTS: Greg spent his first full season on the major league roster compiling a 1-1 record with a save and 3.16 ERA. . .he established career bests in appearances (44) and innings pitched (68.1) despite opening the year on the 15-day disabled list due to a sprain of the ulnar collateral ligament in his right arm. . .upon being activated April 15, Booker had a 4.44 ERA during the first 2 months covering 14 outings, however, over the remainder of the season (30 appearances) he improved his ERA to 2.38 with 11 earned runs in 41.2 innings. . .Booker allowed 5 home runs over his first 13 appearances of the year, including 3 in a 2-game span, however, he did not surrender the long ball again after May 20, a stretch of 31 games and 46.1 innings. . .he earned his first big league save on May 10 against Chicago, a 3.0 inning stint in which he allowed only 2 hits. . .his lone win in '87 came on August 14 in the 2nd half of a twinbill against Cincinnati, going 2.0 innings of relief in a 15-8 home triumph. . .his best month statistically was June, though he went 0-1, Book allowed only 2 ER in 6 outings (8.1 IP) for a 2.16 ERA. . .he was strongest against opposition from within the Western Division, allowing only 9 earned in 37.2 innings for a sparkling 2.15 ERA. . .his best success came against the Dodgers, surrendering 2 earned runs in 15.2 innings of action covering 8 appearances for a 1.17 ERA. . .he was also tough on San Francisco, giving up 1 earned run in 6.2 innings for a 1.35 mark.

CAREER HIGHLIGHTS: 1986—Greg was with the AAA Las Vegas Stars throughout its season before joining the Padres as part of the September roster expansion. . .while with the PCL champs, he went 8-9 with 4 saves seeing action as both a starter and reliever. . .Booker opened the year in Larry Bowa's starting rotation, however, after going 3-8 with a 5.31 ERA he was moved to the bullpen for the last 2 months of the season. . .the change proved good for Greg as he went 3-0 with 3 saves in his first 9 relief outings. . .as was the case in the last half of '87, Book excelled at keeping the ball in the stadium allowing only 4 homers in 128.2 innings for a 1 in every 32.0 IP ratio. . .he made 9 relief appearances for San Diego after his September 14 recall, earning a win and allowing only 2 ER in 11.0 IP for a 1.64 ERA. . .his '86 triumph came 2 years to the day of his only other major league win at the time, on Sept. 23 also in Atlanta. **1985**—Greg split the year between San Diego and Las Vegas. . .he opened with the Padres making 14 relief appearances before being optioned to the Stars on June 14. . .while hurling in Las Vegas (10 appearances, 7 starts), Book suffered a strained

BOOKER (continued)

right elbow that placed him on the disabled list. . . he was recalled by the Padres in September and made 3 relief appearances. **1984**—He opened the year with Las Vegas, however, posted a 4-3 record in 9 starts and earned a promotion to the majors on May 22 where he stayed for the remainder of the season. . . he made 32 appearances with the Padres, 31 in relief. . . his first big league win came in the regular season home finale, a 2-1, 11-inning triumph over Atlanta on September 23. . . Greg made brief relief stints in both the NLCS and World Series. **1983**—Spent the year with Las Vegas, making 46 appearances, 40 in relief, with a 5-6 record and a save. . . was purchased by the Padres in September and made his big league debut on Sept. 11 by blanking Cincinnati in 1.2 innings of relief work. **1982**—Hurled for Reno (California League), going 8-13 as a starter (27 games). **1981**—Greg's initial year in pro ball was spent in Walla Walla (Northwest League) as he saw action both on the mound and at first base. . . he started 11 games on the mound and played in 31 others as a first baseman, hitting .188 with 4 home runs.

PERSONAL: Gregory Scott (Greg) Booker. . . he and wife Kristi have a son, Zachary (4-24-85) and a daughter, Braylee (9-15-86). . . Greg was drafted by San Diego as a first baseman, the position he played for Elon College in North Carolina. . . he continued to play first base and pitcher during his initial pro season at Walla Walla in the Northwest League, where he was a teammate of current Padres' Tony Gwynn and John Kruk. . . Booker became a full-time pitcher in 1982. . . he was originally drafted out of high school by Oakland in 1978, however, chose to attend Elon College.

YEAR	CLUB	W-L	ERA	G	GS	CG	SHO	SV	IP	H	R	ER	BB	SO
1981	Walla Walla	2-3	5.26	11	11	0	0	0	53.0	55	41	31	35	25
1982	Reno	8-13	6.35	27	27	4	0	0	162.0	160	133	114	157	81
1983	Las Vegas	5-6	5.45	46	6	0	0	1	102.1	120	76	62	68	58
	SAN DIEGO	0-1	7.71	6	1	0	0	0	11.2	18	10	10	9	5
1984	Las Vegas	4-3	5.50	9	9	2	0	0	55.2	66	39	34	24	23
	SAN DIEGO	1-1	3.14	32	1	0	0	0	57.1	67	27	20	27	27
1985	Las Vegas	1-1	5.40	10	7	0	0	1	45.0	46	34	27	34	16
	SAN DIEGO	0-1	6.85	17	0	0	0	0	22.1	20	17	17	17	7
1986	Las Vegas	8-9	5.25	36	16	2	0	4	128.2	148	89	75	65	71
	SAN DIEGO	1-0	1.64	9	0	0	0	0	11.0	10	5	2	4	7
1987	SAN DIEGO	1-1	3.16	44	0	0	0	1	68.1	62	29	24	30	17
M.L. Totals		3-4	3.90	108	2	0	0	1	170.2	177	88	74	90	63

MAJOR LEAGUE HITTING TOTALS

	AVG.	AB	H	HR	RBI
1987	.000	6	0	0	0
Career	.133	15	2	0	0

LEAGUE CHAMPIONSHIP SERIES RECORD

YEAR	CLUB	OPP.	W-L	ERA	G	GS	CG	SHO	SV	IP	H	R	ER	BB	SO
1984	S.D.	vs. Chi.	0-0	0.00	1	0	0	0	0	2.0	2	0	0	1	2

WORLD SERIES RECORD

YEAR	CLUB	OPP.	W-L	ERA	G	GS	CG	SHO	SV	IP	H	R	ER	BB	SO
1984	S.D.	vs. Det.	0-0	9.00	1	0	0	0	0	1.0	0	1	1	4	0

1981 Signed with San Diego Padres as a 10th round selection in June Free Agent Draft.

1988 HOTELS

ATLANTA	Marriott Marquis (404) 521-0000
CHICAGO	Westin (312) 943-7200
CINCINNATI	Hyatt Regency (513) 579-1234
HOUSTON	Westin-Galleria (713) 960-8100
LOS ANGELES	Hyatt Regency (213) 683-1234
MONTREAL	Le Centre Sheraton (514) 878-2000
NEW YORK	Grand Hyatt (212) 883-1234
PHILADELPHIA	The Hershey (215) 893-1600
PITTSBURGH	Vista International (412) 281-3700
ST. LOUIS	Adams Mark (314) 241-7400
SAN FRANCISCO	Westin-St. Francis (415) 397-7010

VS. NATIONAL LEAGUE

	1987								CAREER							
	W-L	SV	ERA	G	IP	H	ER	W-L	SV	ERA	G	IP	H	ER		
Totals	1-1	1	3.16	44	68.1	62	24	3-4	1	3.90	108	170.2	177	74		
vs. Western Division	1-1	0	2.15	25	37.2	29	9	3-3	0	3.41	68	105.2	110	40		
vs. Atlanta	0-1	0	2.70	5	6.2	4	2	2-3	0	2.70	17	30.0	30	9		
Cincinnati	1-0	0	5.79	5	4.2	5	3	1-0	0	2.22	15	24.1	25	6		
Houston	0-0	0	2.08	3	4.1	2	1	0-0	0	5.54	10	13.0	17	8		
Los Angeles	0-0	0	1.17	8	15.1	13	2	0-0	0	3.63	14	22.1	24	9		
San Francisco	0-0	0	1.35	4	6.2	5	1	0-0	0	4.50	12	16.0	14	8		
vs. Eastern Division	0-0	1	4.40	19	30.2	33	15	0-1	1	4.71	40	65.0	67	34		
vs. Chicago	0-0	1	2.61	6	10.1	8	3	0-1	1	5.87	9	15.1	15	10		
Montreal	0-0	0	0.00	2	4.2	3	0	0-0	0	1.80	5	10.0	11	2		
New York	0-0	0	18.00	3	3.0	7	6	0-0	0	7.10	9	12.2	13	10		
Philadelphia	0-0	0	2.25	3	4.0	6	1	0-0	0	4.63	7	11.2	15	6		
Pittsburgh	0-0	0	3.60	3	5.0	5	2	0-0	0	3.38	5	8.0	7	3		
St. Louis	0-0	0	7.36	2	3.2	4	3	0-0	0	3.68	5	7.1	6	3		
First Half	0-1	1	3.86	20	35.0	36	15									
Second Half	1-0	0	2.43	24	33.1	26	9									
In April	0-0	0	4.82	5	9.1	13	5									
May	0-0	1	4.15	9	17.1	18	8									
June	0-1	0	2.16	6	8.1	8	2									
July	0-0	0	2.46	5	7.1	6	2									
August	1-0	0	2.84	7	12.2	11	4									
September	0-0	0	2.70	9	10.0	7	3									
October	0-0	0	0.00	3	3.1	2	0									
As Starter				No Starts												
In Relief	1-1	1	3.16	44	68.1	62	24									
Winning Streak				1 Game												
Losing Streak				1 Game												
Home	1-0	1	3.38	21	40.0	42	15									
Away	0-1	0	2.86	23	28.1	20	9									
Night	1-0	0	2.42	28	44.2	38	12									
Day	0-1	1	4.56	16	23.2	24	12									

BOOKER'S CAREER BESTS	
Season	
W	— 1, (3 times)
ERA	— 3.14, 1984
SV	— 1, 1987
IP	— 68.1, 1987
SO	— 27, 1984
Single Game	
SO	— 4, 9/1/84 @ NY



35 CHRIS BROWN 3B

B/T: R/R HT: 6-2 WT: 210

AGE: 26 (Turns 27 on August 15)

BORN: August 15, 1961 in Jackson, MS

RESIDENCE: Woodland Hills, CA

M.L. SERVICE: 3 years, 28 days

CONTRACT STATUS: Signed thru 1988

HOW OBTAINED: Acquired with pitchers Mark Davis, Mark Grant and Keith Comstock from the San Francisco Giants for pitchers Dave Dravecky and Craig Lefferts and infielder Kevin Mitchell, July 4, 1987.

1987 HIGHLIGHTS: Chris had a frustrating year spending 63 days of the season on the disabled list due to a pair of injuries. . .the initial setback came on May 4 in St. Louis when he was hit in the face by a Danny Cox pitch that broke his left jawbone. . .he was placed on the 21-day D.L. on May 5, however, did not return to action until June 18. . .prior to the injury, Brown had overcome a 2-week slump that brought his batting average from .226 to .292 by the end of April. . .after returning from the disabled list and wearing a protective helmet, he collected only 4 hits in his first 36 at bats (.111). . . Chris began to show signs of his old self at the time of his trade to the Padres, going 7-for-15 (.467) with a pair of homers in his final 4 games with the Giants. . .after joining San Diego on July 5, Brown played sporadically due to a nagging injury to his right wrist incurred during batting practice while he was still with San Francisco. . .attempting to play through that injury, Chris managed 6 homers and 23 RBI as a member of the Padres. . .it was his solo home run off of Bob Knepper on August 9 that proved to be the game-winner in a 4-3 win that sealed a 3-game sweep of the Astros. . .Brown finished the season on the disabled list due to an injury that occurred in the first at bat against his former teammates. . .it happened in Candlestick Park on September 14, when Chris was plunked on the right hand by a Mike Krukow pitch fracturing the fifth metacarpal and thus

BROWN (continued)

was placed in a cast for 6 weeks. . .when he was available for duty, Chris was much more effective in the daytime rather than at night, hitting .296 (32-for-108) with 10 of his 12 homers coming under the sunshine. . .after joining the Padres, he was much stronger against southpaws than righthanders hitting .339 (20-for-59) with 5 homers against lefties, compared to a .167 mark against the righties.

CAREER HIGHLIGHTS: 1986—It was a bittersweet year for Brown, making his first appearance in an All-Star Game, however, was forced to miss the final month of the season due to an injured left shoulder that eventually required surgery. . .he did not play after September 1 and was operated on by Dr. Frank Jobe on November 5 to repair a partially detached tendon. . .prior to the injury, Chris spent a major portion of the season challenging for the league lead in the batting race. . .prior to the All-Star break, he had a stretch of 6 consecutive multiple-hit games that raised his average to a league leading .348 by June 25. . .at the Summer Classic in the Astrodome he contributed a double and scored a run, then came out of the break with a team high and career best 13-game hitting streak in which he batted .358. . .Chris wound up 1986 leading the Giants in batting for the second straight season and in on-base pct. (.376). . .also, for the second year in a row he excelled at hitting with men in scoring position, batting .370 overall in that situation and .356 when there were two out. . .he matched a career best with 4 hits in a game on April 22 against Los Angeles. **1985**—Brown's first full year in the majors resulted in him being named to both the Topps and Baseball Digest All-Rookie squads. . .he led the Giants with a .271 average and 10 game-winning RBI. . .he had the GWRBI in both ends of a doubleheader against the Padres on June 16 in Candlestick Park. . .his best day in the majors to date came on September 6 vs. Montreal, a 4-for-4 performance with 6 RBI. . .his lone career grand slam came on August 3 in Atlanta off of Rick Mahler. . .Chris led the National League in being hit by pitches with 11. . .his ability to hit in the clutch was proven with a .340 average with men in scoring position and a .380 mark with two men out. . .he also shined defensively, leading all N.L. third basemen with a .971 fielding percentage (10 errors in 120 games). **1984**—This was his first taste of both AAA and the majors, as he opened the year with Phoenix then wrapped it up with a September recall to San Francisco. . .Chris batted .283 in 84 games for the PLC Giants, driving in 64 runs. . .he hit his first major league homer off of San Diego's Eric Show on September 19. **1983**—He spent the entire season in AA with Shreveport of the Texas League. . .in 102 games, Chris batted .273 with 10 homers and 58 RBI. . .he also recorded a pro-high 19 stolen bases. **1982**—Brown split the year between Shreveport and Fresno, playing every position on the infield. . .in just 41 games at Fresno (California League), he batted .293 with 31 RBI. **1981**—Chris spent the year with Fresno and despite missing a month due to a hand injury, he batted .289, while playing third base, first base and the outfield. **1980**—His first full year of pro ball, Brown played for Clinton (Iowa) in the Midwest League. . .he batted .237 in 103 games while playing both third and first. **1979**—Chris signed as a 2nd round selection in the June draft and reported to Great Falls of the Pioneer League. . .he batted .269 in 47 games with 5 homers and 30 RBI.

PERSONAL: John Christopher (Chris) Brown. . .he has a son, John, Jr. (2-11-80) and resides in Woodland Hills, CA. . .Chris is a Class of '79 graduate of Los Angeles' Crenshaw High School where he teamed with the Mets' Darryl Strawberry in both baseball and basketball. . .as a senior, Brown was a .454 hitter with 12 homers. . .he was also a member of a pair of city-league championship basketball teams at Crenshaw. . .upon graduation, Chris was a second round selection of the Giants' organization in the June draft. . .as a youth, he was a finalist in the National Punt, Pass and Kick competition.

YEAR CLUB	AVG.	G	AB	R	H	2B	3B	HR	RBI	BB	SO	SB
1979 Great Falls	.269	47	171	24	46	5	3	5	30	10	47	3
1980 Clinton	.237	103	337	38	80	5	3	7	35	35	67	12
1981 Fresno	.289	85	291	37	84	11	2	8	44	20	44	9
1982 Shreveport	.265	58	185	26	49	14	0	1	21	30	39	9
Fresno	.293	41	133	22	39	9	1	4	31	25	15	4
1983 Shreveport	.273	102	322	44	88	21	0	10	58	42	49	19
1984 Phoenix	.283	84	283	41	80	13	5	9	64	30	52	5
SAN FRANCISCO	.286	23	84	6	24	7	0	1	11	9	19	2
1985 SAN FRANCISCO	.271	131	432	50	117	20	3	16	61	38	78	2
1986 SAN FRANCISCO	.317	116	416	57	132	16	3	7	49	33	43	13
1987 SAN FRANCISCO	.242	38	132	17	32	6	0	6	17	9	16	1
SAN DIEGO	.232	44	155	17	36	3	0	6	23	11	30	3
M.L. Totals	.280	352	1219	147	341	52	6	36	161	100	186	21

Game-Winning RBI: 1985-10, 1986-6, 1987-4. Total-20.

BROWN (continued)

ALL-STAR GAME RECORD

YEAR	CLUB, OPP	AVG.	G	AB	R	H	2B	3B	HR	RBI	BB	SO	SB
1986	N.L. at Hou.	.500	1	2	1	1	1	0	0	0	0	0	0

1979 Signed by the San Francisco Giants as a 2nd round selection in the June Free Agent Draft.

1987 Traded with pitchers Mark Grant, Mark Davis and Keith Comstock to the San Diego Padres for pitchers Dave Dravecky and Craig Lefferts and infielder Kevin Mitchell, July 4.

VS. NATIONAL LEAGUE

	1987							CAREER				
	AVG.	G	AB	R	H	HR	RBI	AVG.	AB	H	HR	RBI
Totals	.237	82	287	34	68	12	40	.280	1219	341	36	161
vs. Western Division	.235	41	136	18	32	7	21	.279	684	191	20	86
vs. Atlanta	.270	20	74	11	20	4	13	.283	187	53	5	27
Cincinnati	.143	6	14	2	2	0	0	.192	104	20	4	7
Houston	.222	8	27	3	6	2	5	.316	117	37	5	16
Los Angeles	.190	6	21	2	4	1	3	.311	119	37	1	13
San Francisco	—	1	0	0	0	0	0	—	0	0	0	0
vs. Eastern Division	.252	31	111	10	28	4	15	.280	535	150	16	75
vs. Chicago	.265	9	34	4	9	2	7	.295	112	33	5	19
Montreal	.200	4	15	0	3	0	0	.267	60	16	1	10
New York	.125	3	8	0	1	0	1	.231	65	15	1	7
Philadelphia	.333	5	18	2	6	1	2	.247	89	22	3	6
Pittsburgh	.167	5	18	1	3	0	1	.298	104	31	4	19
St. Louis	.333	5	18	3	6	1	4	.314	105	33	2	14
First Half	.242	38	132	17	32	6	17					
Second Half	.232	44	155	17	36	6	23					
In April	.288	21	73	13	21	4	11					
May	.000	3	8	0	0	0	0					
June	.125	11	40	2	5	0	1					
July	.300	16	60	7	18	3	11					
August	.208	22	77	7	16	2	7					
September	.276	9	29	5	8	2	10					
October	—	—	—	—	—	—	—					
Pinch Hitting	1.000	1	1	0	1	0	0					
Longest Streak				5 Games								
Night	.201	52	179	15	36	2	10					
Day	.296	30	108	19	32	10	30					
vs. Righthanders (SD)	.167	36	96	7	16	1	9					
vs. Lefthanders (SD)	.339	26	59	10	20	5	14					
Natural Turf	.245	70	249	32	61	11	36					
Artificial Turf	.184	12	38	2	7	1	4					

BROWN'S CAREER BESTS

	Season
AVG.	— .317, 1986
HITS	— 132, 1986
HR	— 16, 1985
RBI	— 61, 1985
SB	— 13, 1986
HITTING STREAK	— 13 games, 1986
	Single Game
HITS	— 4 (4 times)
HR	— 2, 7/6/85 @ Chi.
RBI	— 6, 9/6/85 vs. Mtl.
SB	— 1 (21 times)

INNER FENCE HOMERS

Prior to the 1982 season a shorter target was placed around the outfield perimeter to enhance the long ball at San Diego/Jack Murphy Stadium with the addition of an 8½-foot high inner fence. It has made for a 43% increase in roundtrippers in the last six seasons with 354 of the total 819 home runs hit in San Diego clearing only the inner wall.

The Padres have been the major benefactors of the change with nearly half of their home runs in that span (170 of 350 - 49%) going over the shorter dimensions. The opposition has hit 184 of its 469 roundtrippers (39%) over the inner fence in that same span.

Prior to the 1982 season, the 17-foot wall that is currently adorned with the logos of each National League club was the home run barrier for the first 13 years of baseball in San Diego/Jack Murphy Stadium.

The year-by-year breakdown:

Year	PADRES			OPPONENTS		
	Inner Fence HR's	of	Total HR's	Inner Fence HR's	of	Total HR's
1982	16	of	33	34	of	76
1983	33	of	53	32	of	82
1984	31	of	60	24	of	61
1985	21	of	64	18	of	75
1986	36	of	80	32	of	78
1987	33	of	60	44	of	97



18 MIKE BRUMLEY INF

B/T: S/L **HT:** 5-10 **WT:** 165

AGE: 24 (Turns 25 on April 9)

BORN: April 9, 1961 in Oklahoma City, OK

RESIDENCE: Broken Arrow, OK

M.L. SERVICE: 59 days

CONTRACT STATUS: Signed thru 1988

HOW OBTAINED: Acquired with outfielder Keith Moreland from the Chicago Cubs for pitchers Rich Gossage and Ray Hayward, February 12, 1988.

1987 HIGHLIGHTS: Mike began the season playing for Iowa of the Midwest League, however, after 41 games he got his first taste of the majors when he was summoned to replace the injured Shawon Dunston. . . Brumley made his big league debut on June 16 vs. Philadelphia, then proceeded to start 24 straight games at shortstop, committing only 2 errors in 104 chances (.981) in that span. . . his first major league hit came on June 17, a single off of the Phillies' Shane Rawley in Wrigley Field. . . he hit his lone big league homer a week later on June 23, a 2-run shot off of Ron Darling in Shea Stadium. . . on 2 occasions with the Cubs, Mike stole a pair of bases in a game, including a steal of home on September 30 in the 2nd game of a twinbill at Pittsburgh. . . he had a 3-hit game on June 29 in a 9-5 win at Montreal. . . Brumley was optioned back to Iowa on July 13, then after completing the AAA season, returned to Chicago on September 4 for the remainder of the year. . . he was batting .276 with 5 doubles, 3 homers, 18 runs scored and 16 stolen bases for Iowa at the time of his initial recall to Chicago. . . he was limited to only 41 games at the time due to a left shoulder strain. . . he finished 3rd on the club in stolen bases with 27.

CAREER HIGHLIGHTS: **1986**—Mike's initial year of AAA witnessed only a .225 batting mark, however, he established personal bests in home runs (10), runs scored (74) and stolen bases (35). . . he led American Association shortstops in total chances (597) and assists (400), while his .966 fielding percentage was 2nd best in the loop. **1985**—Brumley's most consistent season as a pro, hitting .276 in 131 games for Pittsfield. . . he led the Eastern League in triples with 14 and added a career-best 23 doubles. . . he was selected the All-Star shortstop by *Baseball America*, after spending the previous year as an outfielder. . . he owned the third best fielding pct. in the league. **1984**—Mike started the year with New Britain of the Eastern League in the Red Sox' chain, however, was traded to the Cubs' organization on May 25 with pitcher Dennis Eckersley for first baseman Bill Buckner. . . Brumley's contract was assigned to Midland of the Texas League, as he batted .216 in 73 games. . . originally an infielder, he spent the entire campaign as an outfielder. **1983**—Mike signed as Boston's 2nd round pick in the June draft, and was assigned to Winter Haven in the Florida State League. . . he batted .314 in 44 games after joining the club with a 3-hit initial contest on July 1.

PERSONAL: Anthony Michael (Mike) Brumley. . . he and wife Dana reside in Broken Arrow, OK, where Mike was a 1980 graduate of Union High School earning 4 letters in baseball and 2 in football. . . he was named to the all-state baseball team his senior season. . . as a collegian, Brumley attended the University of Texas in Austin, playing in 3 consecutive College World Series' for the Longhorns with teammates Roger Clemens, Calvin Schiraldi and Spike Owen. . . Mike went 10-for-22 (.455) with 9 RBI in the '83 Series and made the all-tournament team. . . he hit a grand slam in Game #4 vs. Michigan, as Texas went on to win the National title in 5 games. . . Brumley was originally drafted out of high school by the Phillies in 1980, however, chose to attend Texas. . . he is the son of former big league catcher Mike Brumley, who was a member of the Washington Senators from 1964-66.

YEAR CLUB	AVG.	G	AB	R	H	2B	3B	HR	RBI	BB	SO	SB
1983 Winter Haven	.314	44	153	25	48	6	4	1	18	16	31	4
1984 New Britain	.231	34	121	14	28	6	2	0	9	18	33	3
Midland	.216	73	255	37	55	11	3	6	21	48	49	5
1985 Pittsfield	.276	131	460	66	127	23	*14	3	58	74	95	29
1986 Iowa	.225	139	458	74	103	21	5	10	44	63	102	35
1987 Iowa	.254	22	319	44	81	20	5	6	42	35	61	27
CHICAGO	.202	39	104	8	21	2	2	1	9	10	30	7
M.L. Totals	.202	39	104	8	21	2	2	1	9	10	30	7

*-Led league

BRUMLEY (continued)

VS. NATIONAL LEAGUE

1987 & CAREER

	AVG.	AB	H	HR	RBI
Totals	.202	104	21	1	9
vs. Western Division	.192	26	5	0	4
Los Angeles	.222	9	2	0	2
San Diego	.125	8	1	0	1
San Francisco	.222	9	2	0	1
vs. Eastern Division	.205	78	16	1	5
vs. Montreal	.238	21	5	0	1
New York	.133	15	2	1	2
Philadelphia	.211	19	4	0	1
Pittsburgh	.217	23	5	0	1
First Half	.192	78	15	1	8
Second Half	.231	26	6	0	1
In April	—	—	—	—	—
May	—	—	—	—	—
June	.184	49	9	1	4
July	.207	29	6	0	4
August	—	—	—	—	—
September	.294	17	5	0	1
October	.111	9	1	0	0
Pinch Hitting	.000	3	0	0	0
Longest Streak			3 Games		
Night	.273	33	9	1	4
Day	.169	71	12	0	5
vs. Righthanders	.198	86	17	1	7
vs. Lefthanders	.222	18	4	0	2
Natural Turf	.174	69	12	1	7
Artificial Turf	.257	35	9	0	2

BRUMLEY'S CAREER BESTS	
Single Game	
HITS	— 3, 6/29/87 @ Mtl.
RBI	— 2, (2 times)
SB	— 2, (2 times)



47 RANDELL BYERS OF

B/T: L/R **HT:** 6-2 **WT:** 180

AGE: 23 (Turns 24 on October 2)

BORN: October 2, 1964 in Bridgeton, NJ

RESIDENCE: Bridgeton, NJ

M.L. SERVICE: 28 days

CONTRACT STATUS: Signed thru 1988

HOW OBTAINED: Selected in the first round of the Secondary Phase of the January Free Agent Draft, 1984.

1987 HIGHLIGHTS: Randell's progress in the organization continued with a steady first season on the AAA level, batting .274 at Las Vegas, then earning a September promotion for the final month of the Padres' season, seeing action in 10 games. .he led the Stars in games (121), at bats (463) and tied for the top spot in hits (127), and finished 2nd on the club in doubles (22), home runs (12) and RBI (76). .unlike 1986 when he started slowly at Beaumont, Byers opened his initial AAA campaign red-hot, hitting safely in 16 of the first 18 games at a .365 clip (23-for-63), including a 9-game hitting streak to open the season. .his average peaked at .375 after a 4-hit game at Tacoma on April 25. .he slumped to a .223 mark for May, however, opened June with a season-best 11-game hitting streak in which he batted .348 and provided steady offense the rest of the way. .most of Randell's power output came during the first 2 months of the season when he hit half of his homers (6) and drove in 35 runs. .his last hot stretch came during a 9-game period in mid-August when Byers batted .389 (14-for-36) with 8 runs scored, a pair of doubles, 4 triples and 2 homers. .defensively, he made great strides compared to 1986 at Beaumont. .after committing 10 errors the previous season in AA, Randell played 101 consecutive errorless games for Las Vegas before having the streak snapped on August 17 at Phoenix. .all totaled, that was his only miscue in 204 total chances for a .995 fielding percentage while playing predominately in leftfield. .upon joining the Padres on Sept. 7, Byers was used sparingly making 3 starts in leftfield and seeing action as a pinch hitter on 4 occasions. .he collected his first major league hit in his second at bat, a single off of San Francisco's Jon Perlman in Candlestick Park. .he made the most of his first 2 starts, totaling 4 hits in 7 at bats.

BYERS (continued)

CAREER HIGHLIGHTS: 1986—Randell did not let a slow start hamper him, hitting only .184 during his first 2 weeks at Beaumont, he turned it around by putting together a 9-game hitting streak that saw his batting average climb to .300. .Byers' average dipped again in late-April (.226), however, from that point on he never went more than 2 straight games without collecting at least one hit and batting .282 during the final 3 months of the season. 1985—Randy finished 2nd in the South Atlantic League in hitting with a .319 mark while playing for Charleston. .he led the league in game-winning RBI (22), tied for the top spot in triples (9) and tied for 2nd in runs batted in (94). .he also led the Rainbows in hits (160) and doubles (32). 1984—Byers began his pro career with Spokane of the Northwest League, hitting .231 in 67 games for the Indians. .he was a first round choice of the Padres in the Secondary Phase of the January draft.

PERSONAL: Randell Parker (Randy) Byers. .he and wife Lisa have a son, Randell Parker, Jr. (6-12-86). .Randy was a 4-time draftee, finally signing with the Padres' organization after being selected in the first round of the secondary phase of the 1984 January draft. .he was originally a 22nd round choice of Toronto in June, 1982, after his prep career at Cumberland Regional High School in Bridgeton, NJ. .he then attended Community College of Baltimore (MD), where he was also a first round selection of both Detroit and Boston before inking with the Padres. .Byers has spent the last 2 winters playing baseball in Mexicali in the Mexican Winter League with fellow Padre John Kruk.

YEAR CLUB	AVG.	G	AB	R	H	2B	3B	HR	RBI	BB	SO	SB
1984 Spokane	.231	67	273	34	63	9	4	4	43	27	35	13
1985 Charleston	.319	133	501	79	160	32	x9	7	94	30	48	12
1986 Beaumont	.266	121	463	60	123	23	3	11	50	41	70	7
1987 Las Vegas	.274	121	463	58	127	22	9	12	76	31	64	14
SAN DIEGO	.313	10	16	1	5	1	0	0	1	1	5	1
M.L. Totals	.313	10	16	1	5	1	0	0	1	1	5	1

x-Tied for League Lead.

1984 Signed by the San Diego Padres as a 1st round selection in the secondary phase of the January Free Agent Draft.



24 JERALD CLARK OF

B/T: R/R **HT:** 6-4 **WT:** 189

AGE: 24 (Turns 25 on August 10)

BORN: August 10, 1963 in Crockett, TX

RESIDENCE: Crockett, TX

M.L. SERVICE: None

CONTRACT STATUS: Signed thru 1988

HOW OBTAINED: Selected in the twelfth round of the June Free Agent Draft, 1985.

1987 HIGHLIGHTS: Jerald excelled in his first full season at the AA level working as the everyday leftfielder for the Texas League champion Wichita Pilots. .he finished the year with a .311 average and topped the club in RBI (95) and triples (8) and was 2nd in homers (18) and doubles (36). .his season was so consistent that his worst month of the year was a .292 mark in June, while the best was a .343 performance in May, despite an 0-for-24 stretch in the middle of the month. .Jerald established himself as a bonafide threat at the plate early by hitting safely in 27 of the first 33 games of the season, batting .360 with 10 homers and 39 RBI. .during that span, he had 98 total bases in 139 at bats for a slugging pct. of .705. .after dropping as low as .295 on April 24, Clark's batting average did not go below the .305 mark for the remainder of the season. .his best was a .363 average just prior to the mid-May slump. .Jerald managed a team-high 53 multiple hit games, including 15 with 3 hits and a pair of 4-hit affairs. .he continued to hit well in the post-season, collecting the game-winning RBI in the final game of the league semifinals against El Paso, then batting .429 (9-for-21) in the 6-game championship series against the Jackson Mets, including a 3-for-4 performance in the deciding game. .used exclusively as the leftfielder, Clark committed only 3 errors in 262 chances for a .989 fielding percentage.

CLARK (continued)

CAREER HIGHLIGHTS: 1986—Jerald started the season playing for Reno of the California League, however, after posting a .303 mark with 118 hits, 34 doubles and 76 runs scored in only 95 games, he was promoted to AA and Beaumont. . .while playing in the hometown of where he attended college (Lamar University), Clark bated .321 in the final 16 games of the year. **1985**—Drafted out of Lamar, Jerald spent his first professional season playing for the Northwest League's Spokane Indians. . .he finished 5th in the loop in batting with a .325 in 73 games and tied for the league lead in doubles with 24. . .Jerald was selected by *Baseball America* as the Player-of-the-Year in the league, as well as an outfielder on the All-Star team.

PERSONAL: Jerald Dwayne Clark. . .he and wife Lydia were married in January and reside in Crockett, TX. . .Jerald attended Crockett High School then went to Lamar University in Beaumont. . .only a year after being drafted by the Padres, Clark was back in Beaumont playing professionally for the Golden Gators of the Texas League.

YEAR CLUB	AVG.	G	AB	R	H	2B	3B	HR	RBI	BB	SO	SB
1985 Spokane	.325	73	283	45	92	x24	3	2	50	34	38	9
1986 Reno	.303	95	319	76	118	34	3	7	58	29	46	5
Beaumont	.321	16	56	9	18	4	1	0	6	5	9	1
1987 Wichita	.313	132	531	86	166	36	8	18	95	40	82	6

x-Tied for League Lead

1985 Signed by the San Diego Padres as a 12th round selection in the June Free Agent Draft.



32 KEITH COMSTOCK LHP

B/T: L/L **HT:** 6-0 **WT:** 175

AGE: 32 (Turns 33 on December 23)

BORN: Dec. 23, 1955 in San Fran., CA

RESIDENCE: San Carlos, CA

M.L. SERVICE: 154 days

CONTRACT STATUS: Signed thru 1988

HOW OBTAINED: Acquired with infielder Chris Brown and pitchers Mark Davis and Mark Grant from the San Francisco Giants for pitchers Dave Dravecky and Craig Lefferts and infielder Kevin Mitchell, July 4, 1987.

1987 HIGHLIGHTS: Keith saw action with 3 clubs during the season, starting out in AAA with Phoenix after just missing the cut in spring training. . .he compiled a 4-2 record and 2.77 ERA in 17 appearances with the Firebirds before being summoned to the majors in late-May. . .the southpaw hurler made his N.L. debut on May 29 in a 0.2 inning stint vs. Montreal. . .his first major league triumph came 3 outings later on June 6 with 3.0 innings of no-hit relief against Houston for a 4-3, 12-inning win in Candlestick Park. . .he went to 2-0 with an inning of relief at Cincinnati on June 10 for a 9-4 win. . .Keith's first career save came in his longest outing, 4.0 innings of work on June 28 to preserve an 8-4 Giant win over the Astros. . .he joined the Padres on July 4 in a 7-player trade with San Francisco and appeared in 26 games in a San Diego uniform. . .as a Padre, Keith enjoyed most of his success in his early outings allowing only 3 earned runs in his first 14.2 innings with San Diego for a 1.84 ERA. . .he excelled against Houston, going 1-0 with a save in 6 outings and allowing only 6 hits with no runs in 14.2 innings of relief work. . .largely due to his screwball, Comstock had more strikeouts than innings pitched, fanning 59 men in 56.2 innings, thus finishing tied with Jim Gott for fifth in the N.L. in K's per inning pitched at 1.04.

CAREER HIGHLIGHTS: 1985 & 86—Keith performed for the Yomiuri Giants in the Japanese baseball league, going 8-10 with a 4.50 ERA in 2 seasons. . .upon completion of the '86 season in Japan, Comstock took it upon himself to get back into baseball in the U.S. by inviting the Giants' club president Al Rosen to watch him pitch in a San Francisco city-league game during the winter. . .Keith rose to the occasion by hurling a no-hitter with Rosen at the park, who a week later presented Comstock with a minor league contract with the Giants. **1984**—This was his only previous taste of big league baseball as he made the Minnesota Twins roster out of spring training. . .after only 4 appearances, however, Keith was shipped to Toledo (AAA) where he spent the remainder of the season, going 12-6 with a 2.79 ERA in 23 starts. . .he had 6 complete games and 2 shutouts, while fanning 154 men in 164.0 innings. . .he was released by the Twins'

COMSTOCK (continued)

organization in November. **1983**—Comstock enjoyed his best season as a pro, putting his newly-developed screwball to work and leading the Southern League in winning pct. (.800) with a 15-3 record while pitching for Birmingham. .he was 3rd in the loop in strikeouts with 136 (in 145.2 innings). **1982**—Keith was a member of the Tigers' organization and pitched for both Tacoma and West Haven. .while with West Haven, he compiled a 9-5 record with a 3.02 ERA, but more impressive was his strikeout total with 132 in only 125.0 innings. .he was sold to the Tigers from the Oakland organization during spring training, then was granted his free agency after the season, thus signing with Minnesota. **1981**—Keith completed his 2nd full year with West Haven, going 8-7 while sharing time as both a starter and reliever. .it was his first year in cracking the 100 strikeout plateau, with 133 in 145.0 innings. **1980**—Comstock signed with Oakland on February 29 and pitched in West Haven, going 2-4 while making only 3 starts in 29 appearances. .of those 3 starts, 2 were complete game efforts. **1979**—Keith had an abbreviated year with El Paso, as on July 6 the Angels' organization gave him his release. .he was 2-5 with a 7.14 ERA at the time of his departure and did not sign with anyone until the following spring. **1978**—Comstock had his best year in the California organization going 6-4 with a 2.85 ERA at Salinas. .he started 6 of his 27 outings and completed 5 of those starts. **1977**—He shared time between Quad Cities (Midwest League) and Salinas (California League). .he made 41 appearances all totaled with no starts and 11 saves. **1976**—Keith's first year as a professional was spent with Idaho Falls where he was 1-4 in 15 games. .he was California's 5th round selection in the January draft.

PERSONAL: Keith Martin Comstock. .he and wife Kathleen have a daughter, Christine (10-2-80), and a son, Daniel (9-27-82). .Keith attended Canada College in Redwood City, CA, where he compiled a 13-1 record in 2 seasons with a 1.93 ERA. .he played semi-pro baseball in Red Deer, Alberta in 1975. .Keith was selected the Padres' player representative last season.

YEAR CLUB	W-L	ERA	G	GS	CG	SHO	SV	IP	H	R	ER	BB	SO
1976 Idaho Falls	1-4	3.89	15	2	2	0	5	37.0	33	18	16	32	45
1977 Quad Cities	1-0	5.06	18	0	0	0	5	32.0	22	18	18	18	39
Salinas	1-1	4.64	23	0	0	0	6	33.0	35	26	17	18	41
1978 Salinas	6-4	2.85	27	6	5	1	2	82.0	70	31	26	46	71
1979 El Paso	2-5	7.14	16	8	1	0	0	63.0	95	64	50	35	18
1980 West Haven	2-4	4.19	29	3	2	0	1	73.0	64	40	34	37	52
1981 West Haven	8-7	4.10	35	22	1	0	0	145.0	123	76	66	80	133
1982 Tacoma	1-2	7.16	5	5	0	0	0	27.2	34	24	22	12	22
West Haven	9-5	3.02	24	18	4	2	0	125.0	99	48	42	69	132
1983 Birmingham	12-3	3.21	37	14	4	3	1	145.2	130	58	52	63	136
1984 MINNESOTA	0-0	8.53	4	0	0	0	0	6.1	6	6	6	4	2
Toledo	12-6	2.79	23	23	6	2	0	164.0	132	58	51	56	154
1985 Yomiuri	8-8	4.19	21	-	5	-	0	124.0	-	-	58	76	87
1986 Yomiuri	0-2	7.83	3	-	0	-	-	10.0	-	-	9	7	7
1987 Phoenix	4-2	2.77	17	1	0	0	2	39.0	24	12	12	23	35
SAN FRANCISCO	2-0	2.05	15	0	0	0	1	20.2	19	8	7	10	21
SAN DIEGO	0-1	5.50	26	0	0	0	0	36.0	33	22	22	21	38
N.L. Totals	2-1	4.61	41	0	0	0	1	56.2	52	30	29	31	59
A.L. Totals	0-0	8.53	4	0	0	0	0	6.1	6	6	6	4	2
M.L. Totals	2-1	5.00	45	0	0	0	1	63.0	58	36	35	35	61

MAJOR LEAGUE HITTING TOTALS

	AVG.	AB	H	HR	RBI
1987	.000	2	0	0	0
Career	.000	2	0	0	0

- 1976 Signed as a 5th round selection of the California Angels in the January Free Agent Draft.
- 1979 Released by the California Angels, July 6.
- 1980 Signed as a free agent by the Oakland A's, February 29.
- 1983 Sold to the Detroit Tigers, March 28. Signed as a free agent by the Minnesota Twins, October 23.
- 1984 Released by the Minnesota Twins, November 6.
- 1986 Signed as a free agent by the San Francisco Giants, November 24.
- 1987 Traded with pitchers Mark Grant and Mark Davis and infielder Chris Brown to the San Diego Padres for pitchers Dave Dravecky and Craig Lefferts and infielder Kevin Mitchell, July 4.

VS. NATIONAL LEAGUE 1987 & CAREER

	W-L	SV	ERA	G	IP	H	ER
Totals	2-1	1	4.61	41	56.2	52	29
vs. Western Division	2-0	1	4.54	23	33.2	32	17
vs. Atlanta	0-0	0	14.73	7	3.2	10	6
Cincinnati	1-0	0	4.26	5	6.1	4	3
Houston	1-0	1	0.00	6	14.2	6	0
Los Angeles	0-0	0	9.00	1	2.0	2	2
San Francisco	0-0	0	10.80	2	3.1	6	4
vs. Eastern Division	0-1	0	4.70	18	23.0	20	12
vs. Chicago	0-0	0	2.70	5	6.2	6	2
Montreal	0-0	0	0.00	1	0.2	1	0
New York	0-1	0	22.50	3	2.0	4	5
Philadelphia	0-0	0	8.31	4	4.1	5	4
Pittsburgh	0-0	0	1.50	3	6.0	2	1
St. Louis	0-0	0	0.00	2	3.1	2	0
First Half	2-0	1	3.05	15	20.2	19	7
Second Half	0-1	0	5.50	26	36.0	33	22
In April	—	—	—	—	—	—	—
May	0-0	0	0.00	1	0.2	1	0
June	2-0	1	2.41	12	18.2	14	5
July	0-0	0	13.53	2	1.1	4	2
August	0-1	0	7.15	11	11.1	12	9
September	0-0	0	9.00	4	5.0	8	5
October	0-0	0	9.00	1	2.0	2	2
As Starter				No Starts			
In Relief	2-0	1	4.54	23	33.2	32	17
Home (SD)	0-1	0	3.60	14	20.0	14	8
Away (with SD)	0-0	0	7.88	12	16.0	19	14
Night	1-1	0	4.46	30	42.1	39	21
Day	1-0	1	5.02	11	14.1	13	8



4 JOEY CORA INF

B/T: S/R **HT:** 5-8 **WT:** 150

AGE: 22 (Turns 23 on May 14)

BORN: May 14, 1965 in Caguas, PR

RESIDENCE: Caguas, PR

M.L. SERVICE: 92 days

CONTRACT STATUS: Signed thru 1988

HOW OBTAINED: Selected in the first round of the June Free Agent Draft, 1985.

1987 HIGHLIGHTS: Joey came to spring training listed on the Wichita roster (AA), however, after impressive play during the exhibition season, his contract was purchased for him to begin the year on the big league level. . .he was the Opening Day second baseman, going 2-for-5 against the Giants in Candlestick, with his first big league hit coming off of Mike Krukow in the 8th inning. . .Cora's production at the plate tailed off to .218 by the end of April, when he hiked it back up to .276 with a big league best 8-game hitting streak. . .after the hitting skein, however, he couldn't maintain any consistency and was optioned to Las Vegas on June 8, marking his first career appearance in a AAA uniform. . .he started slowly for the Stars, batting only .232 during his initial month (June). . .Joey eventually got his feet on the ground, hitting a consistent .294 during the final 2 months of the PCL season (.293 in July and .295 in August). . .in that span, Cora had a 10-game hitting streak and added an 8-gamer and a pair of 7-game skeins. . .he also improved on his patience at the plate, walking 62 times in 355 plate appearances at Las Vegas. . .though his RBI total was not high (24), one-fourth of them were game winners. . .his best success at the plate was a .405 mark vs. Hawaii, while batting .389 against Calgary. . .he returned to the majors following the PCL playoffs, playing in 23 games during the final month hitting .246 in that span. . .Joey had a trio of 3-hit games while up the Padres, and had one 4-hit effort while at AAA.

CORA (continued)

CAREER HIGHLIGHTS: 1986—Joey excelled on the field while playing for Beaumont (AA), however, it was an off-field incident that shortened his playing time...he batted .305 in 81 games for the Golden Gators while leading the club in stolen bases with 24...Cora missed 8 weeks of action after suffering a stab wound in his stomach from an altercation outside the clubhouse in San Antonio on June 2. **1985**—Cora was San Diego's first selection in the June draft and played for Spokane in the Northwest League after signing...he was the league's 6th best hitter with a .324 mark, despite missing nearly a month due to an injury.

PERSONAL: Jose Manuel (Joey) Cora...he is single and resides in Caguas, PR...he has spent the last couple of seasons playing for his hometown team during the Puerto Rican winter league...Joey attended Vanderbilt University in Nashville, TN, where he rewrote the baseball record book while earning second team All-American honors, and was twice the first team shortstop in the Southeastern Conference...Joey also played in the Cape Cod League during the summer of 1984, earning the league MVP award...he was the 23rd player taken overall in the 1985 June draft...his father, Jose, Sr., is a scout in the Padres' system.

YEAR CLUB	AVG.	G	AB	R	H	2B	3B	HR	RBI	BB	SO	SB
1985 Spokane	.324	43	170	48	55	11	2	3	26	27	24	13
1986 Beaumont	.305	81	315	54	96	5	5	3	41	47	29	24
1987 SAN DIEGO	.237	77	241	23	57	7	2	0	13	28	26	15
Las Vegas	.276	81	293	50	81	9	1	1	24	62	39	12
M.L. Totals	.237	77	241	23	57	7	2	0	13	28	26	15

Game-Winning RBI: 1987-1

VS. NATIONAL LEAGUE

1987 & CAREER

Totals	AVG.	G	AB	R	H	HR	RBI
vs. Western Division	.232	43	112	11	26	0	3
vs. Atlanta	.333	4	6	2	2	0	1
Cincinnati	.250	12	28	5	7	0	2
Houston	.200	5	15	1	3	0	0
Los Angeles	.216	13	37	1	8	0	0
San Francisco	.231	9	26	2	6	0	0
vs. Eastern Division	.240	34	129	12	31	0	10
vs. Chicago	.286	6	21	4	6	0	0
Montreal	.150	6	20	0	3	0	0
New York	.200	6	25	2	5	0	3
Philadelphia	.200	6	20	1	4	0	0
Pittsburgh	.333	5	18	3	6	0	5
St. Louis	.280	5	25	2	7	0	2
First Half	.234	54	184	20	43	0	12
Second Half	.246	23	57	3	14	0	1
In April	.243	23	70	10	17	0	4
May	.226	28	106	10	24	0	8
June	.250	3	8	0	2	0	0
July	—	—	—	—	—	—	—
August	—	—	—	—	—	—	—
September	.239	19	46	3	11	0	1
October	.273	4	11	0	3	0	0
Pinch Hitting	.250	9	8	0	2	0	0
Longest Streak			8 Games				
Home	.207	37	111	9	23	0	4
Away	.262	40	130	14	34	0	9
Night	.204	51	152	14	31	0	11
Day	.292	26	89	9	26	0	2
vs. Righthanders	.231	—	143	—	33	0	9
vs. Lefthanders	.245	—	98	—	24	0	4
Natural Turf	.230	56	165	17	38	0	7
Artificial Turf	.250	21	76	6	19	0	6

CORA'S CAREER BESTS

Single Game
 HITS — 3 (3 times)
 RBI — 2 (3 times)
 SB — 2, 4/14/87 vs. SF

PADRES STEALS OF HOME

PLAYER	OPPONENT	INN.	DATE
Rich Morales	at Chicago	6	June 18, 1974
Jerry Turner	at Chicago	8	May 8, 1980
Jerry Turner	Montreal	4	June 20, 1980
Gene Richards	Los Angeles	1	July 13, 1980
Alan Wiggins	at Los Angeles	1	April 21, 1984
Alan Wiggins	at Houston	3	August 4, 1984

**48 MARK DAVIS LHP****B/T:** L/L **HT:** 6-0 **WT:** 200**AGE:** 27 (Turns 28 on October 19)**BORN:** October 19, 1960 in Livermore, CA**RESIDENCE:** Scottsdale, AZ**M.L. SERVICE:** 5 years, 7 days**CONTRACT STATUS:** Signed thru 1989

HOW OBTAINED: Acquired with infielder Chris Brown and pitchers Mark Grant and Keith Comstock from the San Francisco Giants for pitchers Dave Dravecky and Craig Lefferts and infielder Kevin Mitchell, July 4, 1987.

1987 HIGHLIGHTS: After spending the first half of the season jockeying between the bullpen and starting rotation for the Giants, Mark enjoyed the stability of being used strictly as a reliever after joining the Padres as part of the 7-player trade on July 4. . .with San Francisco, he opened the year going 3-0 in 4 starts in April with a 2.19 ERA. . .his first 2 wins came against the Dodgers, beating Bob Welch and Orel Hershiser in an 11-day period. . .he wasn't quite as successful in May, dropping 3 straight starts before being moved to the bullpen for 5 outings. . .he opened June back in the starting rotation, and after losing his 4th straight (a career high), Mark tossed his lone complete game of the year, a 10-2 win at Cincinnati on June 9. . .after arriving on the scene in San Diego, Davis was placed in the bullpen for keeps and was very successful, going 5-3 with a 3.18 ERA and 2 saves in 43 appearances. . .he had his 2nd 3-game winning streak of the year (4th career) in August. . .in the middle of that month, Mark had a 9-game stretch in which he pitched 10.2 scoreless innings while allowing only 6 hits. . .he compiled a 2.09 ERA in his final 25 appearances of the year allowing only 9 earned runs in 38.2 IP. . .Mark's 9 wins overall established a career best. . .he was especially tough in San Diego Jack Murphy Stadium after the trade, appearing in 21 games at home, going 3-0 with a save and allowing only 3 earned runs in 31.2 innings for a sparkling 0.85 ERA. . .in 8 outings against the Astros, Davis was 1-1 with a 1.42 ERA (2 ER in 12.2 IP), and he was 2-0 with a 2.08 ERA against the Dodgers in 5 outings.

CAREER HIGHLIGHTS: 1986—Mark started the campaign with 30 straight relief appearances, allowing earned runs in only 5 of those outings. . .at the time of his first start (June 22), he had a 2-3 record with 3 saves and a 2.27 ERA. . .his initial outing of the season came on Opening Day against Houston in which Mark toiled 3.0 perfect innings to earn the save. . .both of his starts on the year came during the last 10 days of June, a 6.0 inning no decision vs. Houston on June 22 in which he allowed only 2 hits and no runs, then a 5-1 loss at Atlanta on June 30. . .he was most impressive in August with a 2-0 record and a 1.65 ERA in 11 outings. . .opponents managed only a .199 average off of Davis, and he was particularly tough on left-handed hitters with a .115 mark (9-for-78 with 32 K's). . .he totaled 90 strikeouts in 84.1 innings on the year for a 9.60 per 9-inning ratio, 3rd best in the N.L. **1985**—Davis finished 2nd in the league in appearances with 77 and led all major league relievers in strikeouts with 128. . .he was 2nd among all hurlers in K's per 9.0 innings with 10.31. . .he became the first reliever in San Francisco history to record 100 strikeouts in a season. . .Mark earned his first big league save on May 31 against Philadelphia. . .he fanned 5 consecutive Cardinals in a 2.0 inning stint on May 4 at St. Louis. **1984**—Mark was the Giants Opening Day hurler against the Cubs, dropping a 5-3 decision. . .he went through a 9-game losing streak from July 4 - August 19, which prompted his move to the bullpen from where he made 16 of his final 19 appearances. **1983**—Mark's first year in the Giants' organization opened with Phoenix, where he was 6-3 before a promotion to San Francisco on June 21. . .after losing his 1st 3 decisions with S.F., he blanked the Dodgers, 8-0, on July 30 on 7 hits. . .3 of his 6 wins in '83 came over the Dodgers, allowing only 1 run in 26.1 innings pitched against L.A. (0.34 ERA). . .Mark won 6 of his last 7 decisions on the year. **1982**—This was his first full year of AAA, pitching for Oklahoma City (American Association). . .Mark fanned 95 men in 96.2 innings in 21 outings (19 starts). . .during the winter he was traded from Philadelphia to the Giants with Mike Krukow for Joe Morgan and Al Holland. **1981**—Davis opened the year on the disabled list with tendinitis in his left bicep and did not appear in a game until June 13. . .he was recalled by the Phillies on August 25 and earned his first big league win a month later (Sept. 24) over St. Louis. . .he was used exclusively as a starter during his brief stint with the Phils, going to the mound 9 times.

DAVIS (continued)

1980—Mark was named the Eastern League's Most Valuable Player while pitching for Reading. . .he led the loop in innings pitched (193), wins (19), strikeouts (185) and ERA (2.47). . .his strikeout total was tops among all minor league pitchers. . .Davis also had 8 complete games and 4 shutouts. . .he made his big league debut on September 12 against St. Louis at age 19. . .he made only 2 appearances for the Phils, starting once. 1979—Davis was a first round selection in the secondary phase of the January draft. . .he made his pro debut with Spartanburg (Western Carolina League) making 26 starts. . .he led the league in shutouts with 5 and was named to the League's All-Star squad.

PERSONAL: Mark William Davis. . .he and wife Candy have a daughter, Taylor Nicole (12-7-85) and reside in Scottsdale, AZ. . .Mark prepped at Granada High School in Livermore, CA, where he compiled a 0.32 ERA during his senior season of 1978. . .he tossed a no-hitter against rival Livermore High and struck out 19 men in his final high school league game. . .Davis pitched for Chabot College in Hayward, CA, before signing as the Phillies #1 draft choice in the secondary phase of the 1979 January draft. . .he was originally selected in the 21st round of the 1978 draft by the New York Mets.

YEAR CLUB	W-L	ERA	G	GS	CG	SHO	SV	IP	H	R	ER	BB	SO
1979 Spartanburg	11-9	3.20	26	26	9	5	0	166.0	147	76	59	49	135
1980 Reading	*19-6	*2.47	28	28	8	4	0	*193.0	140	63	53	75	*185
PHILADELPHIA	0-0	2.57	2	1	0	0	0	7.0	4	2	2	5	5
1981 Oklahoma City	5-2	3.88	13	13	1	0	0	65.0	66	34	28	47	56
PHILADELPHIA	1-4	7.74	9	9	0	0	0	43.0	49	37	37	24	29
1982 Oklahoma City	5-12	6.24	21	19	3	1	0	96.2	111	75	67	50	95
1983 Phoenix	6-3	6.32	13	13	1	1	0	72.2	89	57	51	33	64
SAN FRANCISCO	6-4	3.49	20	20	2	2	0	111.0	93	51	43	50	83
1984 SAN FRANCISCO	5-17	5.36	46	27	1	0	0	174.2	201	113	*104	54	124
1985 SAN FRANCISCO	5-12	3.54	77	1	0	0	7	114.1	89	49	45	41	131
1986 SAN FRANCISCO	5-7	2.99	67	2	0	0	4	84.1	63	33	28	34	90
1987 SAN FRANCISCO	4-5	3.71	20	11	1	0	0	70.2	72	38	37	28	51
SAN DIEGO	5-3	3.18	43	0	0	0	2	62.1	51	26	22	31	47
M.L. Totals	31-52	4.29	284	71	4	2	13	667.1	622	349	318	267	560

*-Led League

MAJOR LEAGUE HITTING TOTALS

	AVG.	AB	H	HR	RBI
1987	.233	30	7	0	1
Career	.165	139	23	0	7

- 1979 Signed by the Philadelphia Phillies as a 1st round selection (Secondary Phase) in the January Free Agent Draft.
- 1982 Traded with pitcher Mike Krukow and outfielder Charles Penigar to San Francisco Giants for infielder Joe Morgan and pitcher Al Holland, December 14.
- 1987 Traded with pitchers Mark Grant and Keith Comstock and infielder Chris Brown to San Diego for pitchers Dave Dravecky and Craig Lefferts and infielder Kevin Mitchell, July 4.

TOP 30 ALL-TIME SAVE LEADERS

Rollie Fingers	341	Ron Davis	130
Rich Gossage	289	Terry Forster	127
Bruce Sutter	286	Bill Campbell	126
Dan Quisenberry	237	Dave LaRoche	126
Sparky Lyle	222	Dave Smith	124
Gene Garber	212	Bob Stanley	123
Jeff Reardon	193	Willie Hernandez	122
Lee Smith	180	John Hiller	119
Tug McGraw	179	Tippy Martinez	116
Kent Tekulve	179	Clay Carroll	113
Mike Marshall	178	Jim Brewer	112
Dave Giusti	140	Darold Knowles	112
Dave Righetti	138	Steve Bedrosian	110
Gary Lavelle	136	Jesse Orosco	107
Greg Minton	135	Bill Caudill	106
		John Franco	106

Boldface indicates active pitcher.

VS. NATIONAL LEAGUE

	1987								CAREER							
	W-L	SV	ERA	G	IP	H	ER		W-L	SV	ERA	G	IP	H	ER	
Totals	9-8	2	3.99	63	133.0	123	59		31-52	13	4.29	284	667.1	622	318	
vs. Western Division	7-3	0	3.32	35	81.1	80	30		21-26	4	4.02	152	371.1	338	166	
vs. Atlanta	2-0	0	3.14	8	14.1	11	5		4-4	0	4.12	30	67.2	61	31	
Cincinnati	2-1	0	3.48	9	20.2	20	8		4-6	0	3.88	31	65.0	56	28	
Houston	1-1	0	1.42	8	12.2	11	2		4-7	2	5.42	35	84.2	85	51	
Los Angeles	2-0	0	2.08	5	17.1	12	4		6-4	0	2.91	29	77.1	60	25	
San Francisco	0-0	0	6.00	2	3.0	5	2		0-0	0	6.00	2	3.0	5	2	
vs. Eastern Division	2-5	2	5.05	28	51.2	43	29		10-26	9	4.62	132	296.0	284	152	
vs. Chicago	1-1	1	5.06	5	10.2	6	6		1-8	2	6.25	23	59.0	68	41	
Montreal	0-0	0	0.00	2	2.2	2	0		1-1	1	2.97	15	33.1	20	11	
New York	1-0	0	4.50	8	10.0	9	5		4-8	1	5.53	29	53.2	52	33	
Philadelphia	0-1	0	10.50	3	6.0	6	7		3-2	2	3.89	24	44.0	41	19	
Pittsburgh	0-1	1	4.22	4	10.2	9	5		0-2	2	4.16	20	62.2	58	29	
St. Louis	0-2	0	4.63	6	11.2	11	6		1-5	1	3.95	21	43.1	45	19	
First Half	4-5	0	4.71	20	70.2	72	37									
Second Half	5-3	2	3.18	43	62.1	51	22									
In April	3-0	0	2.19	5	24.2	22	6									
May	0-3	0	8.84	8	18.1	21	18									
June	1-2	0	4.39	6	26.2	29	13									
July	1-1	2	4.19	14	19.1	14	9									
August	3-0	0	2.53	15	21.1	15	6									
September	1-2	0	2.75	13	19.2	19	6									
October	0-0	0	3.00	2	3.0	3	1									
As Starter	4-5	0	4.55	11	61.1	64	31									
In Relief	5-3	2	3.52	52	71.2	59	28									
Winning Streak				3 Games (twice)												
Losing Streak				4 Games												
Home (SD)	3-0	1	0.85	21	31.2	22	3									
Away (with SD)	2-3	1	5.58	22	30.2	29	19									
Night	7-6	2	4.82	41	89.2	88	48									
Day	2-2	0	2.28	22	43.1	35	11									

DAVIS' CAREER BESTS

Season		
W	— 9,	1987
ERA	— 2.99,	1986
SV	— 7,	1985
IP	— 174.2,	1984
SO	— 131,	1985
WINNING		
STREAK	— 3 games (4 times)	
Single Game		
LOW-HIT	— 2, 9/16/83 vs. LA	
SO	— 8, (3 times, last: 8/19/84 vs. NY)	



11 TIM FLANNERY INF

B/T: L/R **HT:** 5-11 **WT:** 180

AGE: 30 (Turns 31 on September 29)

BORN: September 29, 1957 in Tulsa, OK

RESIDENCE: Encinitas, CA

M.L. SERVICE: 7 years, 128 days

CONTRACT STATUS: Signed thru 1988

HOW OBTAINED: Selected in the sixth round of the June Free Agent Draft, 1978.

1987 HIGHLIGHTS: Tim opened the year on the bench with the emergence of Joey Cora to the starting lineup out of spring training, making only 4 starts in April, while his other appearances came as a pinch hitter or late-inning replacement. . .he started the year going only 1-for-16 (.063) at the plate, however, began to get some playing time as May rolled around and went 5-for-16 (.313) in the first 5 games of the month when he suffered a crippling injury that would hamper him the remainder of the season. . .on May 6, in batting practice prior to a game with St. Louis, Tim stepped on a baseball that had rolled under the tarp in front of home plate, tearing ligaments on both sides of his right ankle. . .he was immediately placed on the 21-day disabled list, however, after returning on May 31 it was obvious that the ankle hindered his performance throughout the campaign. . .he still had some positive moments, including his 2nd career 4-hit game that came on June 24 against Houston. . .he also brought his average back to respectability during August by hitting .302 for the month (19-for-63). . .unfortunately, September wasn't quite as kind, as Flannery went through an .054 month which included an 0-for-29 stretch. . .his season average of .228 was his lowest since 1979 when he batted .154 in just 22 games as a rookie. . .the year closed with Tim having arthroscopic surgery on his ankle in December to clean up the injury and prepare him for 1988.

FLANNERY (continued)

CAREER HIGHLIGHTS: 1986—Tim's second straight .280 season, he saw more action than any time previously in his major league career playing in 134 games (94 starts). . .he would have seen even more action, but missed the final 2 weeks of the season due to a fractured index finger on his left hand incurred when he was hit by a Zane Smith pitch on Sept. 22 in Atlanta. . .like the '87 season, August was his best month, as Flannery batted .311 in 27 games and raised his average to a season best .293. . .Tim had his first career 4-hit game on April 19 in Candlestick Park against the Giants. . .his 3 errors in 458 defensive chances ranked him second in the N.L. to Chicago's Ryne Sandberg in fielding percentage (.994 to .993). **1985**—Tim put his best numbers on the board in his big league career during the '85 season setting major league highs in batting (.281), hits (108), runs (50), RBI (40) and walks (58). . .he started 102 games at second base while platooning with Jerry Royster throughout the year. . .his knack for reaching base came to the forefront in '85, leading the club in on-base percentage with a .386 mark. . .he used all methods available to reach safely, including a team-high 9 times being hit by pitches. . .the second half of '85 was his most successful at the plate, batting .299 in his final 68 games of the year. **1984**—Saw limited action during the year, however, when he was called upon he made a valuable contribution. . .though he made only 19 starts, Tim batted .313 while in the starting lineup. . .he was used 48 times as a pinch hitter and played 3 of the infield positions. . .his presence was a factor in the NLCS, tying Game #4 with a 5th inning single, then in the deciding game, it was Flannery's ground ball that skipped by Leon Durham to ignite a 4-run, 7th inning and the eventual N.L. flag. . .his lone World Series appearance was a base hit in Game #4. **1983**—Tim platooned at 3rd base during the first half of the year with Luis Salazar and carried a .300 average into June. . .he missed a majority of the second half of the season due to a rib fracture caused by a Mario Soto pitch. . .Flan hit his first big league homer in Wrigley Field on 4/26/83 off of Chuck Rainey. . .his first home run in San Diego/Jack Murphy Stadium was a grand slam off of Fergie Jenkins of the Cubs on July 11. **1982**—He played in 122 games, taking over the chores at second base for the injured Juan Bonilla. . .Tim was hitting .298 at the halfway point of the year. . .this was his first full season of big league action. **1981**—He opened the year playing for Hawaii (PCL), however, after 21 games he was brought to the big league club. . .Tim saw limited action with the Padres, playing in only 37 games and batting .254. . .of his six RBI with San Diego, two went for game-winners. **1980**—Started the season with Hawaii, however, after hitting .346 in 47 games and at the peak of an 18-game hitting streak, he was recalled to the big league club. . .only four days after his recall, Tim put together an 11-game hitting streak which remains his career best (matched in '86). **1979**—Flannery had an excellent year in the Texas League playing for Amarillo, in which he batted .345 (2nd best in the league) and was a member of Topp's AA All-Star team. . .his major league debut came on September 3 vs. San Francisco, as he singled and drove in a run. **1978**—Tim's first year of pro ball was a successful one at Reno, batting .350 in 84 games for the California League entry. . .he had three 5-hit games during the '78 season.

PERSONAL: Timothy Earl (Tim) Flannery. . .he and wife Donna have a son, Daniel Earl (4-28-85), and a daughter, Virginia Lynn (9-1-87). . .he attended Chapman College in Orange, CA, where he played his collegiate baseball. . .he is the only pre-1980 player remaining on the Padres roster. . .Tim likes to spend his time away from the ballpark either catching a wave with his surfboard or playing his guitar.

YEAR CLUB	AVG.	G	AB	R	H	2B	3B	HR	RBI	BB	SO	SB
1978 Reno	.350	84	340	65	119	11	5	2	49	68	20	20
1979 Amarillo	.345	125	524	88	181	28	6	6	71	30	36	17
SAN DIEGO	.154	22	65	2	10	0	1	0	4	4	5	0
1980 Hawaii	.346	47	182	27	63	10	3	1	16	15	16	8
SAN DIEGO	.240	95	292	15	70	12	0	0	25	18	30	2
1981 SAN DIEGO	.254	37	67	4	17	4	1	0	6	2	4	1
Hawaii	.282	21	78	16	22	3	1	0	10	11	10	2
1982 SAN DIEGO	.264	122	379	40	100	11	7	0	30	30	32	1
1983 SAN DIEGO	.234	92	214	24	50	7	3	3	19	20	23	2
1984 SAN DIEGO	.273	86	128	24	35	3	3	2	10	12	17	4
1985 SAN DIEGO	.281	126	384	50	108	14	3	1	40	58	39	2
1986 SAN DIEGO	.280	134	368	48	103	11	2	3	28	54	61	3
1987 SAN DIEGO	.228	106	276	23	63	5	1	0	20	42	30	2
M.L. Totals	.256	820	2173	230	556	67	21	9	182	240	241	17

Game-Winning RBI: 1980-3, 1981-2, 1982-4, 1983-0, 1984-2, 1985-6, 1986-6, 1987-1. Total-24.

FLANNERY (continued)

LEAGUE CHAMPIONSHIP SERIES RECORD

YEAR	CLUB, OPP.	AVG	G	AB	R	H	2B	3B	HR	RBI	BB	SO	SB
1984	S.D. vs. Chi.	.500	3	2	2	1	0	0	0	0	0	0	0

WORLD SERIES RECORD

YEAR	CLUB, OPP.	AVG	G	AB	R	H	2B	3B	HR	RBI	BB	SO	SB
1984	S.D. vs. Det.	1.000	1	1	0	1	0	0	0	0	0	0	0

1978 Signed by San Diego Padres as a 6th round selection in the June Free Agent Draft.

VS. NATIONAL LEAGUE

	1987							CAREER				
	AVG.	G	AB	R	H	HR	RBI	AVG.	AB	H	HR	RBI
Totals	.228	106	276	23	63	0	20	.256	2173	556	9	182
vs. Western Division	.220	64	164	16	36	0	11	.251	1203	302	3	103
vs. Atlanta	.137	14	51	5	7	0	1	.263	300	79	0	26
Cincinnati	.333	11	18	0	6	0	1	.243	222	54	0	22
Houston	.234	14	47	6	11	0	7	.223	292	65	1	22
Los Angeles	.211	12	19	1	4	0	0	.258	182	47	2	18
San Francisco	.276	13	29	4	8	0	2	.275	207	57	0	15
vs. Eastern Division	.241	42	112	7	27	0	9	.262	970	254	6	81
vs. Chicago	.348	9	23	2	8	0	2	.234	175	41	3	17
Montreal	.217	8	23	0	5	0	2	.276	181	50	0	13
New York	.200	6	15	3	3	0	1	.247	162	40	2	8
Philadelphia	.200	4	10	1	2	0	0	.273	132	36	1	15
Pittsburgh	.250	9	28	0	7	0	3	.281	178	50	0	16
St. Louis	.154	6	13	1	2	0	1	.261	142	37	0	12
First Half	.244	48	123	15	30	0	7					
Second Half	.216	58	153	8	33	0	13					
In April	.143	14	21	1	3	0	0					
May	.313	5	16	1	5	0	2					
June	.262	26	84	13	22	0	5					
July	.226	23	53	2	12	0	5					
August	.302	22	63	3	19	0	6					
September	.054	14	37	3	2	0	2					
October	.000	2	2	0	0	0	0					
Pinch Hitting	.087	23	23	0	2	0	1					
Longest Streak			4 Games									
Home	.246	50	122	15	30	0	10					
Away	.214	56	154	8	33	0	10					
Night	.237	72	198	17	47	0	14					
Day	.205	34	78	6	16	0	6					
vs. Righthanders	.226	95	235	20	53	0	18					
vs. Lefthanders	.244	35	41	3	10	0	2					
Natural Turf	.241	79	199	23	48	0	15					
Artificial Turf	.195	27	77	0	15	0	5					

FLANNERY'S CAREER BESTS

Season

AVG.	— .281, 1985
HITS	— 108, 1985
HR	— 3, 1983 & 1986
RBI	— 40, 1985
SB	— 4, 1984
HITTING STREAK	— 11 games, 1980 & 1986

Single Game

HITS	— 4 (2 times)
HR	— 1 (9 times)
RBI	— 4, 7/11/83 vs. Chi.
SB	— 1 (15 times)



55 MARK GRANT RHP

B/T: R/R **HT:** 6-2 **WT:** 210

AGE: 24 (Turns 25 on October 24)

BORN: October 24, 1963 in Aurora, IL

RESIDENCE: Encinitas, CA

M.L. SERVICE: 1 year, 102 days

CONTRACT STATUS: Signed thru 1988

HOW OBTAINED: Acquired with infielder Chris Brown and pitchers Mark Davis and Keith Comstock from the San Francisco Giants for pitchers Dave Dravecky and Craig Lefferts and infielder Kevin Mitchell, July 4, 1987.

1987 HIGHLIGHTS: Mark found his niche after joining the Padres from San Francisco, as he was used exclusively as a starter in 17 appearances with San Diego...while with the Giants he was used in both roles making 8 starts in 16 outings...1987 marked the first time in Grant's young career that he came out of spring training as a member of the 24-man roster...he opened the year with a trio of relief appearances, earning a win and a save...it was against the Padres that Mark picked up his first victory of the season on April 14 in San Diego...he then joined the starting rotation for 6 outings, all no decisions, before going back to the bullpen for 5 more relief stints...it was then the Giants sent him

GRANT (continued)

to AAA for a 3-week period with the Phoenix Firebirds, in which Grant made 3 starts, completing 2 of them and going 2-1. .he was summoned back to the majors on June 24, where he made 2 more starts before his trade to the Padres. .his last start as a Giant was an impressive 8.0 inning performance against Atlanta in Candlestick Park on June 29, when he was the hard luck 1-0 loser to Zane Smith, even though Grant gave up only 3 hits and a run with 3 K's. .after losing 4 of his first 5 decisions in a San Diego uniform, Mark regained his confidence to win 5 of his next 6 decisions (7 starts), including a career best 4-game winning streak. .Grant pitched his best baseball as a major leaguer during the winning skein, when he allowed only 7 earned runs in a 37.2 inning span for a 1.67 ERA. .in that stretch he had a pair of complete game wins, including the first shutout of his career, a 3-0, 2-hitter over Atlanta on September 16 as he fanned a career-high 9 men. .prior to the shutout, he had the initial complete game of his big league career, a 6-1 win over Philadelphia on August 30. .Grant also found the strikeout pitch that had followed him throughout his minor league career during the latter half of '87 as he wound up the year fanning 48 men in his final 69.1 innings (covering 10 starts), after opening the year with only 42 K's in his first 94.0 IP (22 outings).

CAREER HIGHLIGHTS: 1986—Mark had an outstanding year with Phoenix (AAA), leading the PCL in wins (14), complete games (10) and shutouts (3). .he was a member of the league All-Star team and saved his best pitching for a period from June 14-August 11, winning 7 of 8 decisions. .his best single-game performance came on July 4, a 5-hit shutout of Edmonton, where he faced only 28 men. .from August 1-16, Mark tossed 4 consecutive complete games. .following the PCL season, he was summoned to San Francisco, making 4 appearances for the Giants. .his only start was a 2-1 loss to Fernando Valenzuela on October 4 in Dodger Stadium, as Grant went 7.0 innings allowing only 4 hits and 2 runs. **1985**—Grant struggled through the first half of the season with Phoenix, going 2-9. .he turned it around in the second half with a 5-1 ledger and 2.86 ERA in his last 6 starts. .in that span, he tossed a pair of shutouts. **1984**—Mark got his first taste of both AAA and the majors in '84, opening the season with Phoenix, however, after only 2 starts he was promoted to San Francisco. .he made his big league debut on April 27 in Cincinnati, losing 9-3 in a 6.0 inning outing. .after some time on the disabled list (injured finger) and another start, Grant was optioned back to Phoenix on June 7. .he made 15 starts in AAA before returning to S.F. for the remainder of the season on August 22. .Mark's first relief appearance came on Sept. 1, as he retired 12 of 13 men faced to earn a save in Philadelphia. .he picked up his first big league win 6 days later with an 8.0 inning performance against the Braves. **1983**—He made the jump to Shreveport (AA) and led the Texas League in innings pitched with 186.2. .he ranked 2nd in strikeouts (159) and 6th in ERA (3.66). **1982**—Mark had a spectacular season for Clinton (A) leading the Midwest League with a 16-5 record and 198.2 innings. .he led all of minor league baseball in strikeouts with 243, and fanned 19 men in an August 27 start against Cedar Rapids. .Grant pitched a no-hitter against Danville on August 12. .he was named the Midwest League Most Valuable Player and won the same honor for the All-Star Game. .he established a league record with 4 consecutive shutouts. **1981**—Mark was the 10th player selected overall in the June Free Agent Draft. .at age 17, he reported to Great Falls (Pioneer League) and struck out 50 men in 64 innings.

PERSONAL: Mark Andrew Grant. .he moved during the off-season to Encinitas, CA. .Mark was the 10th player taken overall in the 1981 June draft, just behind Ron Darling. .Grant had a sensational prep career at Joliet (IL) Catholic High School, going a combined 20-2 during his junior and senior seasons (1980-81). .in that span, he compiled 294 strikeouts in only 161.0 innings of work. .during his junior year, he had a 7.0 inning no-hitter in which he fanned 20 of 21 men. .as a senior, Mark was named to the first team High School All-America squad after posting a 12-1 record and 0.88 ERA.

YEAR	CLUB	W-L	ERA	G	GS	CG	SHO	SV	IP	H	R	ER	BB	SO
1981	Great Falls	2-6	4.36	10	10	4	0	0	64.0	63	36	31	35	50
1982	Clinton	*16-5	2.36	27	27	12	4	0	*198.2	139	65	52	60	*243
1983	Shreveport	10-8	3.66	26	26	7	2	0	*186.2	182	82	76	71	159
1984	Phoenix	5-7	3.96	17	17	4	1	0	111.1	102	64	49	61	78
	SAN FRANCISCO	1-4	6.37	11	10	0	0	1	53.2	56	40	38	19	32
1985	Phoenix	8-15	4.52	29	29	4	3	0	183.0	182	101	92	90	133
1986	Phoenix	*14-7	4.90	28	27	*10	*3	0	181.2	204	105	99	46	93
	SAN FRANCISCO	0-1	3.60	4	1	0	0	0	10.0	6	4	4	5	5
1987	SAN FRANCISCO	1-2	3.54	16	8	0	0	1	61.0	66	29	24	21	32
	Phoenix	2-1	3.13	3	3	2	0	0	23.0	20	8	8	5	12
	SAN DIEGO	6-7	4.66	17	17	2	1	0	102.1	104	59	53	52	58
M.L.	Totals	8-14	4.72	48	36	2	1	2	227.0	232	132	119	97	127

*-Led League

GRANT (continued)

MAJOR LEAGUE HITTING TOTALS

	AVG.	AB	H	HR	RBI
1987	.091	44	4	0	1
Career	.065	62	4	0	1

1981 Signed by the San Francisco Giants as a 1st round selection in the January Free Agent Draft.

1987 Traded with pitchers Mark Davis and Keith Comstock and infielder Chris Brown to San Diego for pitchers Dave Drapecky and Craig Lefferts and infielder Kevin Mitchell, July 4.

VS. NATIONAL LEAGUE

	1987							CAREER						
	W-L	SV	ERA	G	IP	H	ER	W-L	SV	ERA	G	IP	H	ER
Totals	7-9	1	4.24	33	163.1	170	77	8-14	2	4.72	48	227.0	232	119
vs. Western Division	3-4	1	4.16	16	80.0	80	37	4-8	1	4.81	27	127.1	122	68
vs. Atlanta	2-1	0	1.80	5	35.0	27	7	3-1	0	2.30	6	43.0	36	11
Cincinnati	0-1	0	5.94	3	16.2	23	11	0-3	0	8.25	6	24.0	32	22
Houston	0-1	0	8.31	3	13.0	19	12	0-2	0	7.58	6	19.0	25	16
Los Angeles	0-1	1	4.50	4	14.0	11	7	0-2	1	4.36	7	33.0	25	16
San Francisco	—	—	—	—	—	—	—	—	—	—	—	—	—	—
vs. Eastern Division	4-5	0	4.32	17	83.1	90	40	4-6	1	4.61	21	99.2	110	51
vs. Chicago	0-2	0	7.80	3	15.0	18	13	0-2	0	7.80	3	15.0	18	13
Montreal	1-0	0	4.09	3	11.0	10	5	1-1	0	6.00	5	18.0	21	12
New York	0-1	0	5.79	2	9.1	11	6	0-1	0	6.13	3	14.2	19	10
Philadelphia	1-1	0	4.60	4	15.2	18	8	1-1	1	3.66	5	19.2	19	8
Pittsburgh	1-0	0	0.71	2	12.2	15	1	1-0	0	0.71	2	12.2	15	1
St. Louis	1-1	0	3.20	3	19.2	18	7	1-1	0	3.20	3	19.2	18	7
First Half	1-2	1	3.54	16	61.0	66	24							
Second Half	6-7	0	4.66	17	102.1	104	53							
In April	1-0	1	2.42	6	22.1	23	6							
May	0-1	0	5.32	7	23.2	29	14							
June	0-1	0	2.40	3	15.0	14	4							
July	1-3	0	5.52	5	31.0	34	19							
August	3-2	0	4.63	6	35.0	40	18							
September	2-1	0	3.00	5	33.0	25	11							
October	0-1	0	13.51	1	3.1	5	5							
As Starter	6-8	0	4.07	25	148.0	155	67							
In Relief	1-1	1	5.87	8	15.1	15	10							
Winning Streak				4 Games										
Losing Streak				3 Games (twice)										
Home (SD)	4-3	0	3.97	9	59.0	48	26							
Away (with SD)	2-4	0	5.61	8	43.1	56	27							
Night	5-6	1	4.48	20	94.1	89	47							
Day	2-3	0	3.91	13	69.0	81	30							

GRANT'S CAREER BESTS

	Season
W	— 7, 1987
ERA	— 4.24, 1987
SV	— 1 (twice)
IP	— 163.1, 1987
SO	— 90, 1987
WINNING STREAK	— 4 games, 1987
Single Game	
LOW-HIT	— 2, 9/16/87 vs. Atl.
SO	— 9, 9/16/87 vs. Atl.

1988 BIRTHDAYS

JANUARY

8 - Randy Ready (28)
8 - Matt Maysey (21)
21 - Andy Hawkins (28)

FEBRUARY

5 - Roberto Alomar (20)
9 - John Kruk (27)
12 - Pat Dobson (46)

MARCH

8 - Lance McCullers (24)
9 - Benito Santiago (23)
24 - Garry Templeton (31)
27 - Candy Sierra (21)

APRIL

9 - Mike Brumley (25)
20 - Jimmy Jones (24)
26 - Amos Otis (41)
28 - Eric Nolte (24)

MAY

2 - Keith Moreland (34)
9 - Tony Gwynn (28)
14 - Joey Cora (23)
17 - Rob Nelson (24)
19 - Eric Show (32)
19 - Ed Whitson (33)

JUNE

17 - Shawn Abner (22)
18 - Sandy Alomar, Jr. (22)
18 - Dave Leiper (26)
22 - Greg Booker (28)

JULY

12 - Denny Sommers (48)
17 - Greg Riddoch (43)
18 - Carmelo Martinez (28)

AUGUST

10 - Jerald Clark (25)
15 - Chris Brown (27)

SEPTEMBER

1 - Brad Pounders (25)
11 - Todd Simmons (25)
16 - Mark Parent (27)
28 - Ed Vosberg (27)
29 - Tim Flannery (31)

OCTOBER

2 - Randell Byers (24)
19 - Mark Davis (28)
19 - Sandy Alomar, Sr. (45)
24 - Mark Grant (25)

NOVEMBER

None

DECEMBER

1 - Greg Harris (25)
4 - Stan Jefferson (26)
6 - Larry Bowa (43)
7 - Shane Mack (25)
17 - Marvell Wynne (29)
23 - Keith Comstock (33)



19 TONY GWYNN OF

B/T: L/L **HT:** 5-11 **WT:** 199

AGE: 27 (Turns 28 on May 9)

BORN: May 9, 1960 in Los Angeles, CA

RESIDENCE: Poway, CA

M.L. SERVICE: 5 years, 77 days

CONTRACT STATUS: Signed thru 1990

HOW OBTAINED: Selected in the third round of the June Free Agent Draft, 1981.

1987 HIGHLIGHTS: Tony enjoyed the greatest single offensive year in the history of the San Diego franchise by establishing 5 club records, while leading the majors in both hitting and hits for the 2nd time in the last 4 seasons and for the 3rd time in that span, he was named the Padres' Most Valuable Player. . . the .370 average and 218 hits broke his own club marks established in 1984, while he also set club standards in runs scored (119), triples (13) and intentional walks (26). . . yet another consistent season as his average peaked at .383 on June 29, while its second half low-point was .358 on July 31. . . the .370 mark was the highest N.L. batting average since the 1948 season when Stan Musial batted .376. . . he is the first player in National League history to hit .370 and steal at least 50 bases. . . Tony reached base safely in 92% of the games he participated in (144 of 157), and got at least one hit in 82% of the contests in which he had an official at bat (127 of 155). . . he did not go more than 2 consecutive games without collecting at least one hit. . . Gwynn did not show much partiality between left or righthanded pitching, hitting .361 against southpaws and .376 vs. righties. . . he did prefer the home turf, hitting .390 in San Diego/Jack Murphy Stadium, compared to a .352 road mark. . . he totaled 64 multiple-hit contests, including the first two 5-hit performances of his career. . . his initial 5-hit game came on April 16 against Los Angeles in a 3-2, 10-inning win. . . he then became the second Padre ever to have 2 such contests in one season (Gene Richards-1982), when he duplicated the feat on August 11 against Atlanta. . . Tony's theft total of 56 was a career best, as he became only the 5th Padre (7th time) to steal at least 50 bases in a season, while he also improved on his patience at the plate by walking 82 times, 23 more than any previous year. . . in breaking down the season, Gwynn was batting "only" .335 as June approached when he really turned it on, opening the month with a 12-game hitting streak in which he batted .622, and finishing June by hitting .473 (44-for-93) in 25 games, scoring 22 times, driving in 16, while compiling a slugging pct. of .786 with 73 total bases. . . it came as no surprise that he was named the National League Player-of-the-Month, the 2nd time he has been so honored in his career (April, 1984). . . it was the 2nd time in '87 that he won The Broadway/Padres Player-of-the-Month honors, also winning the award for April. . . Gwynn was named the N.L. Player-of-the-Week twice in June, hitting .577 from June 1-7, then following that with a .542 mark from June 22-28. . . he closed out the month with an 11-game hitting streak in which he batted .500 (23-for-46), to raise his season mark to .381. . . June was the first of 2 months that Tony batted over .400 during the year, also doing so in August with a .402 average (47-for-117). . . in fact, from August 1 through the end of the season, Gwynn was a .391 hitter. . . he tookover the leadoff spot in the batting order on September 4 in St. Louis and finished the season hitting .380 in that role (35-for-92). . . despite the outstanding offensive numbers, the year was not without injury, as Tony was twice sidelined for a pair of games. . . first he missed 2 starts in late-May due to sprained ligaments in his right hand, then a couple weeks later he was out 2 more contests due to a combination of groin and hamstring injuries. . . he was most impressive at the plate against Western Division competition with a .387 mark, including a .466 average vs. the Braves and .397 clip vs. Houston. . . the most pleasant surprise to Tony for 1987 came during the off-season, when he was named the recipient of his 2nd consecutive Gold Glove for defensive excellence. . . other honors included his 4th straight trip to the All-Star game, 1st as a non-starter, and the 3rd time in 4 seasons that he was named to *The Sporting News'* Silver Slugger team. . . he also got his name in the record book and his bat sent to Cooperstown when he was the middle man in the record setting 3 consecutive home runs to start a game. . . it happened on April 13 in San Diego off Roger Mason, with Tony's dinger sandwiched between Marvell Wynne's leadoff shot and John Kruk's follow-up blast.

TONY GWYNN, 1987		
Category	Total	N.L. Ranking
*Batting	.370	1
*Hits	218	1
Stolen Bases	56	2
*Triples	13	2
On-base pct.	.447	2
*Runs	119	4
Doubles	36	8
Walks	82	10
*Club Records		

CAREER HIGHLIGHTS: In just 5 1/2 seasons, Tony has jumped into the Top 3 in Padre history in 6 categories. .he is the only S.D. hitter to have a career average over .300, carrying a .335 mark into the '88 season, while also ranking 2nd in triples (39), and 3rd in runs (471), hits (988), doubles (133) and stolen bases (155). .only Wade Boggs has more hits (1060 to 933) and a higher batting average (.354 to .338) in the last 5 years in major league baseball. .Gwynn has averaged 210 hits and a .341 batting mark in his last 4 full seasons. **1986**—Entering the year an accomplished offensive player, 1986 was particularly satisfying for Tony, as not only did he continue to be among the leaders at the plate, he corralled the first Gold Glove of his career. .he finished with 19 outfield assists (2nd best in the majors), while leading the N.L. in total chances (360) and putouts (337). .on August 27 in San Diego, Gwynn tossed out 3 N.Y. Met baserunners, 1 at the plate and 2 at second base to tie a club record. .offensively, he was once again one of the most consistent hitters in baseball, finishing 3rd in the N.L. batting race with a .329 mark, while leading the loop in hits (211) and tying for the top spot with Von Hayes in runs (107). .his theft total of 37 included a 5-steal performance on September 20 in Houston to become only the 5th National League baserunner in the 1900's to accomplish the feat (Dennis McGann, 1904; Davey Lopes, 1974; Lonnie Smith, 1982; Alan Wiggins, 1984). .Gwynn's 14 home runs were one more than he had totaled in 3 1/2 previous major league seasons. .he was a 3-time winner of The Broadway/Padres Player-of-the-Month award, and was named the club's MVP. .Tony was San Diego's lone All-Star Game representative, as he was voted into the starting lineup for the 3rd straight year. .he was one of the toughest hitters to fan in the N.L., striking out only 35 times in 701 plate appearances for a 1 in 20 ratio, including a pair of 100 at bat streaks in which he did not strikeout. **1985**—Tony finished 4th in the N.L. in hitting with a .317 average and fell just shy of the 200-hit plateau with the league's 3rd best total of 197. .he had an outstanding 2nd half of the campaign, hitting .326 and closing the year with a 12-game hitting streak in which he batted .417 with 15 runs scored. .after the first 2 games following the All-Star break, Gwynn never went more than one game without getting at least a hit for the remainder of the season. .for the 2nd straight year he led the majors in multiple-hit games with 63. .his 1st home run of the year snapped Fernando Valenzuela's streak, of 41.2 consecutive innings without allowing an earned run, and gave San Diego a 1-0 win in Dodger Stadium on April 28. .Tony injured his left wrist in a collision with Mike Scioscia on June 27 forcing him out of the lineup for a couple of games and limiting his mobility for nearly a month. .he was allowed only one at bat in the All-Star Game at Minneapolis due to the injury. .his average dipped to a season-low .296 on July 27, however, as the wrist began to heal, his B.A. began to climb. .Gwynn batted .349 from August 1 through the end of the season. .defensively, Tony committed 4 errors in 355 chances, only 1 of which came in the first 129 games. **1984**—He ran away with the N.L. batting title in leading the majors with a .351 average, as well as leading all of baseball in hits (213) and multiple-hit games (69). .he became the first Padre to ever eclipse the 200-hit level, breaking the old team mark of 194 by Gene Richards in 1980. .after taking the batting lead on June 11, Tony never looked back and put the race away by hitting .389 in July. .from June 8 to Sept. 25, he did not go more than one game without getting a hit. .Gwynn batted .316 in 10 post-season games, including a .368 mark in the NLCS. .it was his 1-out single in the bottom of the 9th of Game #4 against the Cubs that set the table for Steve Garvey's dramatic home run that sent the series to a rubber game. .Tony's 2-run double in the 7th inning of the 5th game was the game-winning blow that led to the Padres only N.L. flag. .his season average of .351 was the 2nd best by a left-handed hitter to lead the N.L. since Stan Musial's .351 mark in 1957 (Ralph Garr batted .353 in '74). .Gwynn was voted in as a starting outfielder in the All-Star Game at Candlestick Park for the 1st time in his career. .post-season honors included being named to *The Sporting News* National League

GWYNN (continued)

All-Star team, as well as being a member of the Silver Slugger team. . .he finished 3rd in the balloting for league MVP. **1983**—Tony's season was put on hold early in the year due to a fractured wrist he suffered in the Puerto Rican Winter League in December of '82. . .he had a 17-game rehabilitation period in Las Vegas and proved he was ready to come to San Diego by batting .342 for the Stars. . .Tony struggled with a .233 mark in his first 24 games with the Padres, however, batted .333 in the final 62 games of the year to finish the campaign at .309. . .from August 11-Sept. 26, he hit safely in 39 of 41 games, including a team record 25 straight (also the longest streak in the majors for '83). **1982**—Tony opened the year with Hawaii (PCL), hitting .328 in 93 games for the Islanders. . .he got his first taste of the majors on July 19, picking up 2 hits in his big league debut against Philadelphia. . .he batted safely in a team-high 15 straight games before breaking his left wrist while diving for a fly ball in Pittsburgh on August 25. . .he missed 3 weeks of action, then wrapped up the year by batting .348 in the final 16 games. **1981**—After signing as a 3rd round selection in the June draft, Tony reported to Walla Walla of the Rookie Northwest League and proceeded to lead the loop in hitting with a .331 average. . .even though he did not complete the entire season at Walla Walla, Gwynn was named the league's MVP. . .he was promoted to Amarillo (Texas League), where in 23 games he batted .462 to closeout the year.

PERSONAL: Anthony Keith (Tony) Gwynn. . .he and wife Alicia have a son, Anthony II (10-4-82) and daughter, Anisha Nicole (8-8-85). . .Tony attended high school in Long Beach, then came to San Diego State University where he played both baseball and basketball. . .as a point guard he still holds the all-time assist record for the Aztec basketball team, and was a 10th round selection of the NBA San Diego Clippers. . .his brother, Chris, followed Tony's footsteps to the baseball diamond at SDSU, and is currently in the Los Angeles Dodgers' organization. . .Gwynn can be found in the off-season spending time instructing youngsters who travel nationwide to participate in the San Diego School of Baseball, of which Tony is part-owner.

YEAR CLUB	AVG.	G	AB	R	H	2B	3B	HR	RBI	BB	SO	SB
1981 Walla Walla	*.331	42	178	46	59	12	1	12	37	23	21	17
Amarillo	.462	23	91	22	42	8	2	4	19	5	7	5
1982 Hawaii	.328	93	366	65	120	23	2	5	46	18	18	14
SAN DIEGO	.289	54	190	33	55	12	2	1	17	14	16	8
1983 Las Vegas	.342	17	73	15	25	6	0	0	7	6	5	3
SAN DIEGO	.309	86	304	34	94	12	2	1	37	23	21	7
1984 SAN DIEGO	*.351	158	606	88	*213	21	10	5	71	59	23	33
1985 SAN DIEGO	.317	154	622	90	197	29	5	6	46	45	33	14
1986 SAN DIEGO	.329	160	642#107	*211	33	7	14	59	52	35	37	
1987 SAN DIEGO	*.370	157	589	119	*218	36	13	7	54	82	35	56
M.L. Totals	.335	769	2953	471	988	133	39	34	284	275	163	155

*-Led League

#-Tied for League Lead

Game-Winning RBI: 1982-3, 1983-6, 1984-10, 1985-8, 1986-3, 1987-5. Total-35.

LEAGUE CHAMPIONSHIP SERIES RECORD

YEAR CLUB, OPP	AVG.	G	AB	R	H	2B	3B	HR	RBI	BB	SO	SB
1984 S.D. vs. Chi.	.368	5	19	6	7	3	0	0	3	1	2	0

LEAGUE CHAMPIONSHIP SERIES RECORD

YEAR CLUB, OPP	AVG.	G	AB	R	H	2B	3B	HR	RBI	BB	SO	SB
1984 S.D. vs. Det.	.263	5	19	1	5	0	0	0	0	3	2	1

ALL-STAR GAME RECORD

YEAR CLUB, OPP	AVG.	G	AB	R	H	2B	3B	HR	RBI	BB	SO	SB
1984 N.L. at S.F.	.333	1	3	0	1	0	0	0	0	0	0	0
1985 N.L. at Minn.	.000	1	1	0	0	0	0	0	0	0	0	0
1986 N.L. at Hou.	.000	1	3	0	0	0	0	0	0	0	0	0
1987 N.L. at Oak.	.000	1	1	0	0	0	0	0	0	0	0	0
A.S.G. Totals	.125	4	8	0	1	0	0	0	0	0	0	0

1981 Signed by San Diego Padres as a 3rd round choice in the June Free Agent Draft.

VS. NATIONAL LEAGUE

	1987							CAREER				
Totals	AVG.	G	AB	R	H	HR	RBI	AVG.	AB	H	HR	RBI
vs. Western Division	.387	86	323	65	125	5	31	.348	1699	591	21	169
vs. Atlanta	.466	18	73	15	34	2	10	.365	370	135	3	38
Cincinnati	.375	18	72	15	27	1	7	.359	368	132	8	41
Houston	.397	17	63	14	25	1	7	.331	338	112	3	35
Los Angeles	.328	18	58	10	19	0	1	.316	307	97	1	19
San Francisco	.351	15	57	11	20	1	6	.364	316	115	6	36
vs. Eastern Division	.350	71	266	54	93	2	23	.316	1254	397	13	115
vs. Chicago	.378	12	45	12	17	1	7	.329	207	68	2	22
Montreal	.391	12	46	5	18	1	6	.292	209	61	1	14
New York	.341	12	44	10	15	0	4	.338	225	76	5	30
Philadelphia	.421	11	38	9	16	0	2	.341	205	70	0	10
Pittsburgh	.319	12	47	9	15	0	3	.309	204	63	3	26
St. Louis	.261	12	46	9	12	0	1	.289	204	59	2	13
First Half	.375	78	288	57	108	4	31					
Second Half	.365	79	301	62	110	3	23					
In April	.333	23	90	14	30	2	7					
May	.337	27	95	21	32	1	7					
June	.473	25	93	22	44	1	16					
July	.292	25	96	21	28	1	9					
August	.402	28	117	27	47	1	10					
September	.385	25	91	13	35	1	5					
October	.286	4	7	1	2	0	0					
Pinch Hitting	.500	3	2	0	1	0	0					
Longest Streak			12 Games									
Home	.390	79	282	69	110	5	25					
Away	.352	78	307	50	108	2	29					
Night	.388	110	425	90	165	4	41					
Day	.323	47	164	29	53	3	13					
vs. Righthanders	.376	127	340	74	128	4	34					
vs. Lefthanders	.361	104	249	45	90	3	20					
Natural Turf	.374	116	425	93	159	6	40					
Artificial Turf	.360	41	164	26	59	1	14					

GWYNN'S CAREER BESTS

Season

AVG. — .370, 1987
 HITS — 218, 1987
 HR — 14, 1986
 RBI — 71, 1984
 SB — 56, 1987

HITTING

STREAK — 25 games, 1983

Single Game

HITS — 5 (2 times, last: 8/11/87 vs. Atl.)
 HR — 2, 4/27/86 vs. SF
 RBI — 4 (2 times)
 SB — 5, 9/20/86 @ Hou.



46 GREG HARRIS RHP

B/T: R/R HT: 6-2 WT: 190

AGE: 24 (Turns 25 on December 1)

BORN: Dec. 1, 1963 in Greensboro, NC

RESIDENCE: Pittsboro, NC

M.L. SERVICE: None

CONTRACT STATUS: Signed thru 1988

HOW OBTAINED: Selected in the tenth round of the June Free Agent Draft, 1985.

1987 HIGHLIGHTS: Greg survived a slow start in his first taste of AA ball, finishing strong enough to pack away his second straight Padres' minor league Pitcher-of-the-Year award. . .he dropped 3 of his first 4 starts for Wichita, compiling an 11.94 ERA, however, made a dramatic turnaround from May 22 - June 7 by winning 7 of his next 8 decisions in which he compiled a 1.77 ERA in that span (11 ER in 56.0 IP). . .he closed that stretch with an impressive 4-game winning streak, surrendering only 1 earned run in 30.0 innings for a 0.30 ERA, while walking only 7 and fanning 31. . .Greg had decisions in his first 14 starts of the year, going 8-6. . .he had 4 games of 11 or more strikeouts and finished the year with 170 in 174.1 IP. . .he closed the regular season in dramatic fashion, tossing a no-hitter at home against Midland, walking 7 and fanning 6. . .Greg led the Texas League in complete games with 7 and his strikeout total ranked 2nd best. . .Greg continued his excellent pitching in the post-season, beating El Paso, 6-5, in the best of 3 set, fanning 13 men in 8.2 innings. . .he had a pair of starts in the championship series against Jackson, beating the Mets in Game #2 with a complete game effort in which he allowed 6 hits and 2 runs with 8 K's. . .he was the starting hurler in the deciding game, however, was not involved in the decision despite going 9.0 innings allowing only 4 hits and a run with 9 strikeouts.

HARRIS (continued)

CAREER HIGHLIGHTS: 1986—Greg won his first Padres' minor league Pitcher-of-the-Year award by compiling a 13-7 record and finishing near the top in virtually every category in the South Atlantic League. . .he led the loop in innings pitched (191.1), ranked 2nd in ERA (2.63), strikeouts (176), complete games (8) and games started (27). **1985**—Greg signed with the Padres' organization as a 10th round selection and began his pro career with Spokane in the Northwest League. . .in 13 starts with the Indians, he was 5-4 with a 3.40 ERA and one complete game. . .he fanned better than a man an inning with 90 K's in 87.1 IP.

PERSONAL: Gregory Wade (Greg) Harris. . .he is single and makes his off-season home in Pittsboro, NC. . .he was born in nearby Greensboro and played his prep baseball at Jordan Matthews High School in Siler City where he was an All-Conference selection. . .Greg was attending Elon College in 1985 when he was drafted by San Diego, and completed his degree in 1987. . .current Padre Greg Booker and umpire Joe West also attended Elon. . .Harris spent the recent off-season pitching for Ponce in the Puerto Rican Winter League.

YEAR CLUB	W-L	ERA	G	GS	CG	SHO	SV	IP	H	R	ER	BB	SO
1985 Spokane	5-4	3.40	13	13	1	0	0	87.1	80	36	33	36	90
1986 Charleston	13-7	2.63	27	27	8	2	0	191.1	176	69	56	54	176
1987 Wichita	12-11	4.28	27	27	*7	2	0	174.1	205	103	83	49	170

*Led League



40 ANDY HAWKINS RHP

B/T: R/R **HT:** 6-3 **WT:** 217

AGE: 28

BORN: January 21, 1960 in Waco, TX

RESIDENCE: San Diego, CA

M.L. SERVICE: 5 years, 15 days

CONTRACT STATUS: Signed thru 1988

HOW OBTAINED: Selected in the first round of the June Free Agent Draft, 1978.

1987 HIGHLIGHTS: Andy was plagued with an injured shoulder throughout most of the season, missing nearly 2 months of action. . .he started the year by dropping 5 straight decisions before finally beating the Phillies on May 17 in Philadelphia, 6-5, in a 7.0 inning performance. . .Hawk then won his next start on May 22 vs. Montreal, and would only win one more time. . .his last triumph came on June 13 in San Francisco, 11-2, as he traveled only 5.0 innings. . .late in June, Andy was forced to miss a couple of days between starts due to some tenderness in his shoulder, then made only 3 starts in July. . .he was forced onto the 15-day disabled list on July 29 after being diagnosed with tendonitis in his right shoulder. . .Hawkins was reactivated on September 1, however, did not see any action until a 2.0 inning relief stint on September 15. . .he managed only 5 appearances (1 start) after returning to the active roster. . .his longest outing of the season came early in the year (April 23) when he traveled 8.0 innings in a 3-2 loss to Cincinnati. . .only once did he go beyond 6.0 innings after May 22.

CAREER HIGHLIGHTS: 1986—The year of the drought for Andy because after compiling a 9-8 record through August 19, he went 9 consecutive outings (8 starts) without a decision. . .finally, on the last day of the season, Hawk won at Cincinnati, 2-1, to finish at 10-8. . .he won 4 of his last 5 decisions dating back to July 28. . .he never won or lost more than 2 games in a row. . .his best stretch came from June 3-16, when he was 2-0 in 4 outings with a 1.99 ERA (5 ER in 22.2 IP). . .his last relief win came in '86, a 5-4 triumph at New York on June 3. . .Hawkins also had his last career shutout in June, beating the Giants, 4-0, scattering only 7 hits. . .he led the staff in starts (35), innings (209.1) and strikeouts (117). **1985**—Andy established himself by leading the club with a career-best 18 wins, including a season opening 11-0 mark. . .he became the first N.L. hurler to open the year with that many wins since Elroy Face was 17-0 in 1959, and the first major leaguer since Ron Guidry's 13-0 beginning in 1978. . .he shattered the Padres record for consecutive wins by a starter (Tim Lollar's 5-0 mark in 1982) and he also surpassed Butch Metzger's 10-0 ledger as a reliever at the outset of 1976. . .of the 11 wins, 10 came in as many starts to open the campaign. . .Hawkins was named the National League Pitcher-of-the-Month for May, going 6-0 with a 2.72 ERA. . .he had his streak broken in Dodger Stadium

HAWKINS (continued)

on June 19 in a 5-1 setback...it marked 1 of only 2 road losses all season, as Andy won 8 of 10 away from home...he missed a couple of starts at mid-season due to a circulatory problem in his index finger...both of his shutouts came on the road in August, 6-0 in Atlanta, and 3-0 in Montreal...the 18 victories on the season were the most by a San Diego pitcher since Gaylord Perry won 21 in 1978...Hawkins surpassed his 3-year career big league total of 15 wins entering the '85 season. **1984**—Andy was a sub-.500 pitcher during the regular season (8-9), however, he let himself be known during the post-season allowing only 1 earned run and 4 hits in 15.2 innings (6 outings) for a sparkling 0.57 ERA...he made a trio of appearances in both the NLCS and World Series...Hawk held the Cubs hitless in 3.2 innings of relief work during the NLCS, then backed that up with 12.0 innings of 4-hit ball against Detroit...he was the winning pitcher in San Diego's only World Series triumph, going 5.1 innings allowing just 1 hit in the 5-3 victory...the regular season saw Hawk split his time between the starting rotation and bullpen, with 22 of his 36 outings coming as a starter, including his first 14. **1983**—Andy opened the year with the Las Vegas club, however, not even a month of the season had gone by before he received a promotion to San Diego...less than 4 weeks after arriving on the big league scene, Hawk tossed his first career shutout, besting the Phillies and Steve Carlton, 5-0, with a 5-hitter on May 20...he was sent back to the Stars in June where he remained until late-August...upon his return to San Diego, Hawkins tossed a 4-hitter in an 8-2 win over the Reds...he closed out the '83 season with a 4-1 triumph over L.A., in which he set a career high with 10 strikeouts. **1982**—Andy once again started the year in AAA, this time with Hawaii...he was 9-7 with a 2.17 ERA while pitching for the Islanders, with 10 complete games and a PCL leading 6 shutouts in 16 starts...he was recalled by the Padres on July 15 and made his major league debut 2 days later vs. Montreal...he got the first big league win of his career in his next outing on July 23, a 7-hit, 11-4 win over the Mets in San Diego. **1981**—Hawk pitched for Amarillo (AA) and led the Texas League in starts (27) and complete games (14)...already established as a durable hurler, the complete game total gave Andy 36 in only 4 pro seasons. **1980**—Hawk's second straight year in Reno and he improved his California League numbers from the '79 season...used exclusively as a starter, he was 13-10 with a 4.26 ERA with 10 complete games in 26 starts. **1979**—He had the only sub-.500 minor league season of his career going 8-13 with Reno with a 5.60 ERA...Hawkins made 27 starts, completing 7 of them. **1978**—Signing as a 1st round choice in the June draft, the 18-year old hurler performed well in his first pro season...Andy compiled an 8-3 record and sparkling 2.11 ERA in 14 starts, with 5 complete games for Walla Walla in the Northwest League.

PERSONAL: Melton Andrew (Andy) Hawkins...he and wife Jackie have two daughters, Kathryn (4-10-82) and Elizabeth Ann (11-26-86)...he has spent the last couple of seasons as co-chairman of the San Diego March of Dimes Walk America...Andy enjoys his time in the fall either hunting, fishing or watching the Dallas Cowboys...he was the 5th player taken overall in the 1978 June draft behind Bob Horner, Lloyd Moseby, Hubie Brooks and Mike Morgan.

YEAR	CLUB	W-L	ERA	G	GS	CG	SHO	SV	IP	H	R	ER	BB	SO
1978	Walla Walla	8-3	2.11	14	14	5	0	0	102.0	95	52	24	45	73
1979	Reno	8-13	5.60	27	27	7	0	0	188.0	232	143	117	97	130
1980	Reno	13-10	4.26	26	26	10	0	0	171.0	183	108	81	79	124
1981	Amarillo	11-10	4.19	27	*27	*14	0	0	200.0	209	100	93	48	144
1982	Hawaii	9-7	2.17	18	18	10	*6	0	133.0	108	49	32	47	91
	SAN DIEGO	2-5	4.10	15	10	1	0	0	63.2	66	33	29	27	25
1983	Las Vegas	6-4	6.43	14	14	4	1	0	85.1	110	67	61	27	50
	SAN DIEGO	5-7	2.93	21	19	4	1	0	119.2	106	50	39	48	59
1984	SAN DIEGO	8-9	4.68	36	22	2	1	0	146.0	143	90	76	72	77
1985	SAN DIEGO	18-8	3.15	33	33	5	2	0	228.2	229	88	80	65	69
1986	SAN DIEGO	10-8	4.30	37	35	3	1	0	209.1	218	111	100	75	117
1987	SAN DIEGO	3-10	5.05	24	20	0	0	0	117.2	131	71	66	49	51
M.L. Totals		46-47	3.97	166	139	15	5	0	885.0	893	443	390	336	398

MAJOR LEAGUE HITTING TOTALS

	AVG.	AB	H	HR	RBI
1987	.156	32	5	0	0
Career	.118	253	31	0	7

LEAGUE CHAMPIONSHIP SERIES RECORD

YEAR	CLUB. OPP.	W-L	ERA	G	GS	CG	SHO	SV	IP	H	R	ER	BB	SO
1984	S.D. vs. Chi.	0-0	0.00	3	0	0	0	0	3.2	0	0	0	2	1

HAWKINS (continued)

WORLD SERIES RECORD

YEAR	CLUB, DPP.	W-L	ERA	G	GS	CG	SHO	SV	IP	H	R	ER	BB	SO
1984	S.D. vs. Det.	1-1	0.75	3	0	0	0	0	12.0	4	1	1	6	4

1978 Signed by the San Diego Padres as a 1st round choice in the June Free Agent Draft.

VS. NATIONAL LEAGUE

1987

CAREER

	W-L	SV	ERA	G	IP	H	ER	W-L	SV	ERA	G	IP	H	ER
Totals	3-10	0	5.05	24	117.2	131	66	46-47	0	3.97	166	885.0	893	390
vs. Western Division	1-3	0	3.95	13	57.0	58	25	23-22	0	3.80	90	464.2	438	196
vs. Atlanta	0-0	0	3.38	1	5.1	6	2	5-2	0	3.83	19	103.1	98	44
Cincinnati	0-2	0	3.21	3	14.0	15	5	7-6	0	4.01	21	119.0	112	53
Houston	0-0	0	6.00	1	6.0	8	4	3-4	0	3.89	14	81.0	76	35
Los Angeles	0-0	0	0.93	3	9.2	6	1	3-5	0	3.22	18	86.2	79	31
San Francisco	1-1	0	5.32	5	22.0	23	13	5-5	0	3.98	18	74.2	73	33
vs. Eastern Division	2-7	0	6.08	11	60.2	73	41	23-25	0	4.15	76	420.1	455	194
vs. Chicago	0-1	0	5.06	2	10.2	16	6	3-2	0	3.75	11	62.1	66	26
Montreal	1-2	0	3.15	3	20.0	18	7	6-5	0	3.20	17	107.0	114	38
New York	—	—	—	—	—	—	—	2-2	0	4.41	7	32.2	40	16
Philadelphia	1-1	0	4.85	2	13.0	15	7	4-7	0	5.07	16	87.0	87	49
Pittsburgh	0-2	0	14.73	2	7.1	13	12	5-4	0	5.53	12	68.1	81	42
St. Louis	0-1	0	8.38	2	9.2	11	9	3-5	0	3.29	13	63.0	67	23
First Half	3-8	0	4.77	17	100.0	102	53							
Second Half	0-2	0	6.62	7	17.2	29	13							
In April	0-2	0	3.94	5	29.2	25	13							
May	2-4	0	6.43	6	35.0	43	25							
June	1-1	0	4.13	5	28.1	30	13							
July	0-2	0	7.24	3	13.2	19	11							
August	—	—	—	—	—	—	—							
September	0-1	0	3.60	4	10.0	13	4							
October	0-0	0	0.00	1	1.0	1	0							
As Starter	3-10	0	5.24	20	110.2	123	64							
In Relief	0-0	0	2.57	4	7.0	8	2							
Winning Streak				2 Games										
Losing Streak				5 Games										
Home	1-5	0	5.55	12	58.1	73	36							
Away	2-5	0	4.55	12	59.1	59	30							
Night	1-6	0	5.35	16	75.2	92	45							
Day	2-4	0	4.50	8	42.0	39	21							

HAWKINS' CAREER BESTS

Season

W	— 18, 1985
ERA	— 2.93, 1983
IP	— 228.2, 1985
SO	— 117, 1986
WINNING STREAK	— 11 games, 1985

Single Game

LOW-HIT	— 3 (2 times, last: 6/5/84 vs. Hou.)
SO	— 10, 9/29/83 (2nd game) vs. LA



22 STAN JEFFERSON OF

B/T: S/L **HT:** 5-11 **WT:** 175

AGE: 25 (Turns 26 on December 4)

BORN: Dec. 4, 1962 in New York, NY

RESIDENCE: Bronx, NY

M.L. SERVICE: 1 year, 29 days

CONTRACT STATUS: Signed thru 1988

HOW OBTAINED: Acquired from the New York Mets with infielder Kevin Mitchell, outfielder Shawn Abner and pitchers Kevin Armstrong and Kevin Brown in exchange for outfielder Kevin McReynolds, pitcher Gene Walter and infielder Adam Ging, December 11, 1986.

1987 HIGHLIGHTS: Stan's first season with the Padres literally didn't get off on the right foot as with less than a week to go before the season opener, he sprained his left ankle rounding first base in an exhibition game on April 30 in Palm Springs...he attempted to open the season on the 24-man roster, however, reinjured the ankle in Cincinnati on April 10-12 and was placed on the 21-day disabled list...after seeing action in only 5 games in April, he was reactivated on May 7 and began to play regularly which lasted 18 games until he was put back on the D.L., this time for tendonitis in his right shoulder...the one thing that did go right in the first couple of months was his return to New York from where he'd been traded during the previous off-season...in a 3-game set at Shea Stadium from May 18-20, Stan went 7-for-13 (.538) with 5 runs scored, a double and 2 triples...he managed only a .228 average during the

JEFFERSON (continued)

initial 3 months of the season, playing in but 40 of 78 games in that span...after regaining his health, Stan began to show life in July and August combining the 2 months for a .281 average with better than half of his season stats coming in that span, getting 55 of his 97 total hits in the 49 games...the stretch included a 9-game hitting streak after the AllStar break in which Jefferson batted .333 (11-for-33), and the first of 2 career high 4-hit games on July 12 at Pittsburgh...his numbers had improved enough that the season would have been better than average had it not been for the final 5 weeks that saw Stan bat .111 (9-for-81), including a season ending 1-for-25...4 of his 9 hits at the end of the season came in a single game against Houston on Sept. 11, when he also drove in 4 men...it was either feast or famine at the plate against the opposition for Stanley, batting .333 against the Pirates, .313 vs. Chicago and carrying a .306 mark against his former teammates in New York...on the flip side, Jefferson struggled against Montreal (2-for-27, .074) and L.A. (3-for-35, .086)...despite the ankle injury that slowed him throughout the year, he still managed 34 stolen bases, making good on 11 of his last 12 attempts...his strikeout total was somewhat high for a leadoff hitter, fanning 92 times in 422 at bats for a 1 in every 4.6 at bat ratio...a natural righthanded hitter, 7 of Stan's 8 home runs on the season came from the left side.

CAREER HIGHLIGHTS: 1986—Stan played both AAA and in the majors for the first time in his career, hitting .290 for Mets' Tidewater club before being recalled to New York for the final month of the season...with the Tides, he participated in only 95 games due to a hamstring pull in his right leg that left him sidelined for a month...after returning to the lineup on August 15, Jefferson batted .355 to the point of his promotion...a natural righthanded hitter (he began switch-hitting in 1984), Stanley batted .360 from that side compared to a .269 lefthanded mark...swiped 25 bases in 32 attempts for a 78% success rate...he committed only 2 errors as the everyday centerfielder, including errorless ball in the final 78 games...he made his big league debut against the Padres in New York, getting his initial hit off of lefthander Dave LaPoint on September 7...he hit his first big league homer off of Philadelphia's Tom Hume in Shea Stadium. **1985**—Stan led the Texas League in stolen bases (39) and was 3rd in runs scored (97) while playing for Jackson...he was selected to play in the Texas League All-Star Game...Jefferson saw very little lefthanded pitching having only 96 at bats from his natural right side and 428 from the left side...he compiled a .279 average while hammering all 8 of his homers as a lefthanded hitter (.260 righthanded)...Stan worked hard on his bunting skills as evidenced by his 21 bunt singles...he closed the '85 season with a 17-game hitting streak (413), which included the six Texas League playoff games that helped lead the Mets to the championship. **1984**—While spending the season in Lynchburg, Jefferson led the Carolina League in runs scored (113) and triples (9), while finishing 3rd in hits (142), 3rd in walks (84) and 4th in stolen bases (45)...he was a member of the league's All-Star Team. **1983**—Playing in only 71 games for Little Falls, he led the New York-Penn League in steals with 35...he set a league standard by collecting 10 consecutive hits from August 7-10, including a 5-hit performance on August 9 vs. Oneonta...he was honored as the league's All-Star centerfielder and was named to the Topps All-Short Season squad.

PERSONAL: Stanley Jefferson...he and wife Carmelita have two daughters, Tiffany (11-12-85) and Brittany Genai (9-23-87)...he graduated from Harry S. Truman High School in Bronx, NY, then attended Bethune-Cookman College in Daytona Beach, FL...as a collegian, Stan was named to *The Sporting News'* All-American team as an outfielder, batting .408 and leading the nation in stolen bases with 67 as a junior...he was the 20th player chosen in the first round of the 1983 draft.

YEAR CLUB	AVG.	G	AB	R	H	2B	3B	HR	RBI	BB	SO	SB
1983 Little Falls	.320	71	281	57	90	5	1	9	36	40	55	35
1984 Lynchburg	.288	128	493	113	142	20	9	5	47	84	73	45
1985 Jackson	.277	133	524	97	145	21	6	8	30	72	79	39
1986 Tidewater	.290	95	369	60	107	19	4	2	37	41	65	25
NEW YORK (NL)	.208	14	24	6	5	1	0	1	3	2	8	0
1987 SAN DIEGO	.230	116	422	59	97	8	7	8	29	39	92	34
M.L. Totals	.229	130	446	65	102	9	7	9	32	41	100	34

Game-Winning RBI: 1986-0, 1987-4, Total-4.

1983 Signed by the New York Mets as a 1st round selection in the June Free Agent Draft.

1986 Traded with infielder/outfielder Kevin Mitchell, outfielder Shawn Abner and pitchers Kevin Brown and Kevin Armstrong to the San Diego Padres for outfielder Kevin McReynolds, pitcher Gene Walter and infielder Adam Ging, December 11.

VS. NATIONAL LEAGUE

	1987							CAREER				
	AVG.	G	AB	R	H	HR	RBI	AVG.	AB	H	HR	RBI
Totals	.230	116	422	59	97	8	29	.229	446	102	9	32
vs. Western Division	.210	62	233	32	49	4	15	.211	237	50	4	15
vs. Atlanta	.185	14	54	9	10	3	7	.185	54	10	3	7
vs. Cincinnati	.229	13	48	5	11	0	2	.229	48	11	0	2
vs. Houston	.304	13	56	10	17	0	4	.304	56	17	0	4
vs. Los Angeles	.086	11	35	1	3	1	1	.086	35	3	1	1
vs. San Francisco	.200	11	40	7	8	0	1	.200	40	8	0	1
vs. Eastern Division	.254	54	189	27	48	4	14	.249	209	52	5	17
vs. Chicago	.313	8	32	6	10	1	6	.306	36	11	1	6
vs. Montreal	.074	8	27	1	2	1	1	.074	27	2	1	1
vs. New York	.306	10	36	8	11	0	2	.306	36	11	0	2
vs. Philadelphia	.290	11	31	4	9	0	1	.244	41	10	1	4
vs. Pittsburgh	.333	9	39	5	13	1	2	.333	45	15	1	2
vs. St. Louis	.125	8	24	3	3	1	2	.125	24	3	1	2
First Half	.219	42	151	22	33	1	8					
Second Half	.236	74	271	37	64	7	21					
In April	.286	5	21	1	6	0	2					
May	.239	20	67	13	16	1	5					
June	.193	15	57	8	11	0	1					
July	.296	22	81	9	24	2	7					
August	.270	27	115	17	31	4	7					
September	.116	23	69	10	8	0	6					
October	.083	4	12	1	1	1	1					
Pinch Hitting	.000	13	9	0	0	0	2					
Longest Streak			9 Games									
Home	.211	62	213	32	45	5	17					
Away	.249	54	209	27	52	3	12					
Night	.239	82	318	48	76	7	22					
Day	.202	34	104	11	21	1	7					
vs. Righthanders	.224	90	268	39	60	7	25					
vs. Lefthanders	.240	69	154	20	37	1	4					
Natural Turf	.220	86	309	48	68	7	26					
Artificial Turf	.257	30	113	11	29	1	3					

JEFFERSON'S CAREER BESTS

	Single Game
HITS	— 4 (twice, last: 9/11/87 vs. Hou.)
HR	— 1 (9 times)
RBI	— 4, 9/11/87 vs. Hou.
SB	— 3, 5/18/87 @ NY



45 JIMMY JONES RHP

B/T: R/R HT: 6-2 WT: 190

AGE: 23 (Turns 24 on April 20)

BORN: April 20, 1964 in Dallas, TX

RESIDENCE: Dallas, TX

M.L. SERVICE: 1 year, 29 days

CONTRACT STATUS: Signed thru 1988

HOW OBTAINED: Selected in the first round of the June Free Agent Draft, 1982.

1987 HIGHLIGHTS: Jimmy just missed making the 24-man roster coming out of spring training, so he went to Las Vegas where he was 2-0 in 4 starts before being recalled to the majors for keeps on April 29. . . upon his arrival to San Diego, Jones jockeyed between the bullpen and starting rotation for a couple of months before establishing himself as a starter after a superb relief performance on June 29. . . filling in after the 1st inning for an injured Storm Davis, Jimmy threw 8.0 innings of near perfect relief, allowing only 2 hits and 2 walks with 2 K's. . . it marked the longest relief appearance for a Padre since Dennis Kinney went 9.1 innings at Phila. on Aug. 21, 1980. . . Jones was immediately inserted into the rotation for the remainder of the year and went 7-4 with a 3.73 ERA in the 2nd half that included a 4-game winning skein. . . the highlight of the win streak was a 2-hit shutout over Atlanta on August 10, as he walked one and fanned 4. . . Jimmy was in on 3 shutouts during the year, 2 of which were combined. . . his other complete game came on September 13, a 10-2 win over Houston. . . Jones continued his mastery over the Astros with a career 2-0 mark and 1.27 ERA in 4 appearances (4 ER in 28.1 IP). . . he was also successful against the Dodgers, going 2-0 without allowing an earned run in 15.0 innings of work. . . in fact, the difference was night & day in regards

JONES (continued)

to his record against the Western Division compared to the East...within his own division Jones went 8-1, while owning just a 1-6 mark vs. the East...his strikeout high was 5 on a pair of occasions...at the plate, Jimmy hit his 1st career home run on July 30 at Cincinnati, a game-winning, 2-run blast off Guy Hoffman.

CAREER HIGHLIGHTS: 1986—Jimmy appeared in both AAA and the majors for the first time in his career, having excellent debuts in both...he opened the AAA season with a 5-hit shutout over Portland, however, that wasn't as impressive as his major league debut on September 21 in the Astrodome...a Bob Knepper triple with 2-out in the 3rd inning prevented Jones from tossing a no-hitter in his big league opening...he retired the last 19 men he faced in beating the Astros, 6-0, and becoming the first pitcher to throw a 1-hitter in his debut since Juan Marichal in 1960...as for the rest of the season, Jimmy struggled early in Las Vegas compiling a 3-7 record entering July...he wound up winning 6 of his last 9 decisions prior to his recall to the majors...his last start of the year came on October 1 against the Dodgers as he established a personal best that still stands with 9 strikeouts in an 8-2 win. 1985—While pitching for Beaumont (Texas League) Jimmy posted 7 wins for the 3rd straight season, and also had the year cut short by injury for the 3rd successive time...he was forced out of action on July 16 due to an injury to his left knee...Jones was strongest in May, going 4-1 with a 3.38 ERA. 1984—He had a promising beginning at Beaumont by posting wins in 7 of 9 decisions with a sparkling 2.10 ERA, however, for the 2nd year in a row he suffered a disabling injury on July 3...this time he tore ligaments in his right ankle while running in the outfield prior to a game in El Paso. 1983—While pitching for Reno (California League), Jones was 7-5 with a 2.70 ERA in 17 starts, when on July 3 he was forced to miss the remainder of the season due to tendinitis in his arm...prior to the injury, Jimmy had posted 6 complete games and a shutout. 1982—Jimmy's first year in pro ball was a healthy one, as he was 4-6 in 14 starts for Walla Walla (Northwest League) fanning 78 men in 77.0 innings.

PERSONAL: James Condia (Jimmy) Jones...he and wife Judy reside in Dallas, TX, where Jimmy attended Thomas Jefferson High School...after compiling a 14-3 record during his senior high school season, Jimmy was the 3rd player taken overall in the 1982 June draft...like teammate Andy Hawkins, Jimmy spends his off-season as an avid Dallas Cowboys' fan.

YEAR	CLUB	W-L	ERA	G	GS	CG	SHO	SV	IP	H	R	ER	BB	SO
1982	Walla Walla	4-6	3.26	14	14	2	0	0	77.0	64	49	28	71	78
1983	Reno	7-5	2.70	17	17	6	1	0	117.0	96	50	35	49	79
1984	Beaumont	7-2	2.10	13	13	0	0	0	85.2	63	28	20	39	49
1985	Beaumont	7-5	4.66	16	16	1	0	0	85.0	84	51	44	66	57
1986	Las Vegas	9-10	4.40	28	27	4	2	0	157.2	168	84	77	74	114
	SAN DIEGO	2-0	2.50	3	3	1	1	0	18.0	10	6	5	3	15
1987	Las Vegas	2-0	5.92	4	4	1	0	0	24.1	24	16	16	8	11
	SAN DIEGO	9-7	4.14	30	22	2	1	0	145.2	154	85	67	54	51
M.L. Totals		11-7	3.96	33	25	3	2	0	163.2	164	91	72	57	66

1982 Signed by the San Diego Padres as a 1st round selection in the June Free Agent Draft.

MAJOR LEAGUE HITTING TOTALS

	AVG.	AB	H	HR	RBI
1987	.163	49	8	1	3
Career	.164	55	9	1	3

Last Home Run: 7/30/87 at Cincinnati (G. Hoffman)

Game-Winning RBI: 1987-1.

SPIEZIO FIRST PADRE TO HOMER

Of all the names of power hitters down through the years of San Diego Baseball history, one man, Ed Spiezio, will always be remembered as the ice-breaker in Padre home run annals. In fact, Spiezio's solo blast in the 5th inning of the first major league game in San Diego history, was also the Padres' first-ever base hit. The date was April 8, 1969, as then-Padre third baseman Spiezio, touched Houston hurler Don Wilson for his blast into the seats in left field.

By the way, the Padres won their first game in history, 2-1.

VS. NATIONAL LEAGUE

	1987							CAREER						
	W-L	SV	ERA	G	IP	H	ER	W-L	SV	ERA	G	IP	H	ER
Totals	9-7	0	4.14	30	145.2	154	67	11-7	0	3.96	33	163.2	164	72
vs. Western Division	8-1	0	3.59	17	82.2	79	33	10-1	0	3.40	20	100.2	89	38
vs. Atlanta	3-0	0	3.91	4	25.1	21	11	3-0	0	3.91	4	25.1	21	11
Cincinnati	1-0	0	9.64	3	14.0	22	15	1-0	0	10.13	4	16.0	28	18
Houston	1-0	0	1.86	3	19.1	20	4	2-0	0	1.27	4	28.1	21	4
Los Angeles	2-0	0	0.00	2	15.0	7	0	3-0	0	0.82	3	22.0	10	2
San Francisco	1-1	0	3.00	5	9.0	9	3	1-1	0	3.00	5	9.0	9	3
vs. Eastern Division	1-6	0	4.86	13	63.0	75	34	1-6	0	4.86	13	63.0	75	34
vs. Chicago	—	—	—	—	—	—	—	—	—	—	—	—	—	—
Montreal	0-2	0	2.95	3	18.1	21	6	0-2	0	2.95	3	18.1	21	6
New York	1-1	0	3.00	2	12.0	12	4	1-1	0	3.00	2	12.0	12	4
Philadelphia	0-2	0	9.31	2	9.2	12	10	0-2	0	9.31	2	9.2	12	10
Pittsburgh	0-1	0	4.20	4	15.0	17	7	0-1	0	4.20	4	15.0	17	7
St. Louis	0-0	0	7.88	2	8.0	13	7	0-0	0	7.88	2	8.0	13	7
First Half	2-3	0	5.08	13	44.1	49	25							
Second Half	7-4	0	3.73	17	101.1	105	42							
In April	—	—	—	—	—	—	—							
May	0-2	0	9.00	5	16.0	26	16							
June	2-1	0	2.86	8	28.1	23	9							
July	1-1	0	4.82	5	28.0	34	15							
August	3-1	0	3.13	5	31.2	30	11							
September	2-2	0	4.15	6	34.2	36	16							
October	1-0	0	0.00	1	7.0	5	0							
As Starter	7-7	0	4.31	22	125.1	133	60							
In Relief	2-0	0	3.10	8	20.1	21	7							
Winning Streak				4 Games										
Losing Streak				3 Games										
Home	4-5	0	3.62	17	77.0	80	31							
Away	5-2	0	4.72	13	68.2	74	36							
Night	7-7	0	3.91	22	103.2	107	45							
Day	2-0	0	4.71	8	42.0	47	22							

JONES' CAREER BESTS

Season

W	— 9,	1987
ERA	— 4.14,	1987
IP	— 145.2,	1987
SO	— 51,	1987
WINNING STREAK	— 3 games,	1987

Single Game

LOW-HIT	— 1, 9/21/86 @ Hou.
SO	— 9, 10/1/86 vs. LA



8 JOHN KRUK 1B

B/T: L/L **HT:** 5-10 **WT:** 195

AGE: 27

BORN: February 9, 1961 in Charleston, WV

RESIDENCE: Keyser, WV

M.L. SERVICE: 2 years, 0 days

CONTRACT STATUS: Signed thru 1988

HOW OBTAINED: Selected in the third round of the Secondary Phase of the June Free Agent Draft, 1981.

1987 HIGHLIGHTS: John established himself as an everyday first baseman, taking over the full-time chores on June 4. . . prior to that he had been platooned in left field and used as a pinch hitter, however, by hitting .405 in 22 games in May, manager Larry Bowa decided to insert Kruk into the lineup as his first sacker. . . he was awarded the Broadway/Padres Player-of-the-Month honor for May, as he had the highest average in the month for any player in the N.L. . . he closed the month with an 8-game hitting streak in which he batted .467 (14-for-30). . . the day after the move to first base (June 5), John had his 3rd career 4-hit game in Atlanta. . . it was also against the Braves that he had the biggest day by a Padre in several seasons, as on August 4 in Fulton County Stadium, Kruk hit 2 homers and drove in 7 men. . . all totaled in August, John batted .320 with 7 home runs and a monthly club record 30 RBI, while again winning the Broadway honors. . . August was key in another sense, because the 5th of the month marked the first time as a major leaguer that Kruk had enough plate appearances to place his name among the N.L. leaders, and he finished the season with the 4th best average (.313) and 6th best on-base pct. (.406). . . after a red-hot August, John tailed off in September with a .256 mark, while 79 of his team-high 91 RBI came before Sept. 1. . . he was hampered in the 2nd half with a knee injury, though his power production picked up. . . he batted .340 in the 1st half of the season with 7 homers and 35 RBI, however, in the 2nd

KRUK (continued)

half his average dropped to .292 while his production rose to 13 home runs and 56 RBI. . .being a lefthanded hitter did not affect John's ability to hit with power to the opposite field, as 19 of his 20 home runs on the season went to leftfield, including his 1st career inside-the-park homer on Sept. 24 in Cincinnati. . .in fact, of his 24 major league home runs, his only roundtripper to rightfield was a July 7 shot that landed on Sheffield Avenue outside of Wrigley Field. . .he has since hit 11 in a row out to left. . .one of his leftfield shots found its way into the record books, when he was the third in a trio of consecutive homers to start a game on April 13 off of the Giants' Roger Mason, following Marvell Wynne and Tony Gwynn's back-to-back homers. . .he is not known as a speedster, but John found some success on the base paths by stealing 18 bases in 28 attempts. . .he found hitting on the road better, batting .328 away from San Diego compared to a .298 mark at home. . .he finished the season with 122 starts, 29 of which came in leftfield, however, none in the outfield after June 3.

CAREER HIGHLIGHTS: 1986—John came to spring training with one shot to make the 24-man roster and that was to hit his way on. . .after batting .465 with an .814 slugging pct., he made it to the major leagues for the 1st time and responded with a .309 average in 122 games. . .during the 1st half of the season, Kruk was used mainly as a pinch hitter then was shipped to Las Vegas for a brief 6-game stay. . .after batting .464 in a week at AAA, he was brought back to the majors to stay. . .he batted .317 in the 2nd half, playing predominantly in leftfield. . .John was named the Clyde McCullough Award winner as the Padres' top rookie. . .his 1st big league hit came off of L.A.'s Bob Welch on April 14, an RBI single that tied an eventual S.D. win. . .his initial major league home run landed in the leftfield basket at Wrigley Field on May 10 off of Dennis Eckersley. . .as was the case in '87, John was most impressive in August, batting .444. . .he was named the N.L. Co-Player-of-the-Week for Aug. 11-17 (with Buddy Bell) by hitting .433 in 8 games with 7 runs scored and 5 driven in. . .Kruk had a pair of 4-hit games in September, the 10th vs. Atlanta and 11 days later in Houston. **1985**—John earned nearly every possible honor for his year at Las Vegas, leading all of Triple-A baseball with a .351 average. . .he was named to the Topps/National Association All-Star team and was honored as the Padres' AAA Player-of-the-Year. . .his .364 average in the opening month of the season earned him the Las Vegas Player-of-the-Month award. . .he had a .383 mark (41-for-107) in July and shared the Topps/PCL Player-of-the-Month honors with Calgary's Danny Tartabull. . .Kruk had a 17-game hitting streak in mid-season, then after being blanked in one game, he came back with a 13-game hitting skein. . .in those 31 games, he batted at a torrid .390 pace. **1984**—John's first season of AAA was a successful one as he hit .326, good for 6th best in the PCL. . .he matched his professional home run best with 11 and also collected 25 doubles and 6 triples which figures out to a .532 slugging pct. **1983**—Kruk batted .341 at Beaumont and led the Golden Gators in several offensive categories. . .he set personal bests for runs (94), hits (70), doubles (41) and triples (9) and led the Texas League in sacrifice flies with 13. . .his slugging pct. for the year was an outstanding .520. **1982**—Kruk began his streak of what is now 6 straight years of hitting over .300 by batting .311 for the Reno Padres (California League). . .he also hammered 11 homers and set a personal best in RBI with 92. **1981**—He began his career as a teammate of Tony Gwynn's at Walla Walla in the Northwest League, however, had his lowest average as a pro by hitting only .242 in 63 games. . .he signed with San Diego as a third round choice in the secondary phase of the June draft.

PERSONAL: John Martin Kruk. . .he is single and resides in Keyser, WV. . .although he had no plans of playing winter ball at the end of the 1987 major league season, Kruk ended up returning to Mexicali where he has spent the last few winters. . .John played both baseball and basketball at Keyser High School then attended Allegheny Community College. . .he was drafted originally by the Pittsburgh Pirates in the 3rd round of the 1981 January draft, however, chose not to sign.

YEAR CLUB	AVG.	G	AB	R	H	2B	3B	HR	RBI	BB	SO	SB
1981 Walla Walla	.242	63	157	31	38	10	0	1	13	56	45	7
1982 Reno	.311	125	441	82	137	30	8	11	92	72	55	17
1983 Beaumont	.341	133	498	94	170	41	9	10	88	69	54	13
1984 Las Vegas	.326	115	340	56	111	25	6	11	57	45	37	2
1985 Las Vegas	.351	123	422	61	148	29	4	7	59	57	48	2
1986 SAN DIEGO	.309	122	278	33	86	16	2	4	38	45	58	2
Las Vegas	.464	6	28	6	13	3	1	0	9	4	5	0
1987 SAN DIEGO	.313	138	447	72	140	14	2	20	91	73	93	18
M.L. Totals	.312	260	725	105	226	30	4	24	129	118	151	20

Game-Winning RBI: 1986-2, 1987-5. Total-7.

^--Led League.

VS. NATIONAL LEAGUE

	1987								CAREER				
	AVG.	G	AB	R	H	HR	RBI	AVG.	AB	H	HR	RBI	
Totals	.313	138	447	72	140	20	91	.312	725	226	24	129	
vs. Western Division	.293	79	242	37	71	9	46	.309	405	125	12	74	
vs. Atlanta	.362	17	58	14	21	4	21	.366	101	37	6	34	
Cincinnati	.333	17	54	9	18	2	10	.364	88	32	3	17	
Houston	.273	17	55	9	15	1	7	.297	91	27	1	12	
Los Angeles	.297	13	37	2	11	1	6	.281	57	16	1	9	
San Francisco	.158	15	38	3	6	1	2	.191	68	13	1	2	
vs. Eastern Division	.337	59	205	35	69	11	45	.316	320	101	12	55	
vs. Chicago	.286	9	28	3	8	1	6	.288	52	15	2	10	
Montreal	.342	11	38	9	13	3	8	.283	60	17	3	9	
New York	.341	11	41	6	14	3	9	.339	62	21	3	9	
Philadelphia	.410	10	39	6	16	1	11	.327	55	18	1	14	
Pittsburgh	.313	10	32	4	10	1	4	.333	45	15	1	5	
St. Louis	.296	8	27	7	8	2	7	.326	46	15	2	8	
First Half	.340	66	197	31	67	7	35						
Second Half	.292	72	250	41	73	13	56						
In April	.262	19	42	5	11	2	3						
May	.405	22	74	14	30	3	16						
June	.316	23	73	10	23	1	14						
July	.329	22	76	17	25	5	16						
August	.320	26	97	17	31	7	30						
September	.256	23	78	9	20	2	12						
October	.000	3	7	0	0	0	0						
Pinch Hitting	.500	14	12	0	6	1	5						
Longest Streak			8 Games										
Home	.298	71	215	38	64	8	38						
Away	.328	67	232	34	76	12	53						
Night	.329	98	325	49	107	14	70						
Day	.270	40	122	23	33	6	21						
vs. Righthanders	.339	120	310	55	105	16	63						
vs. Lefthanders	.255	66	137	17	35	4	28						
Natural Turf	.302	103	328	52	99	15	65						
Artificial Turf	.345	35	119	20	41	5	26						

KRUK'S CAREER BESTS

Season

AVG.	— .313, 1987
HITS	— 140, 1987
HR	— 20, 1987
RBI	— 91, 1987
SB	— 18, 1987

HITTING

STREAK — 8 games, 1987

Single Game

HITS	— 4 (3 times, last: 6/5/87 @ Atl.)
HR	— 2, 8/4/87 @ Atl.
RBI	— 7, 8/4/87 @ Atl.
SB	— 2, 6/4/87 @ Mtl.



52 DAVE LEIPER LHP

B/T: L/L HT: 6-1 WT: 160

AGE: 25 (Turns 26 on June 18)

BORN: June 18, 1962 in Whittier, CA

RESIDENCE: Plano, TX

M.L. SERVICE: 1 year, 151 days

CONTRACT STATUS: Signed thru 1988

HOW OBTAINED: Acquired with first baseman Rob Nelson from the Oakland A's in exchange for pitcher Storm Davis, August 31, 1987.

1987 HIGHLIGHTS: Dave pitched for 3 clubs during the season, starting in AAA with Tacoma of the Pacific Coast League. . .after appearing in 5 games for the Tigers, not allowing an earned run in 9.0 innings, he was promoted to Oakland. . .Leiper made 45 relief appearances for the A's, going 2-1 with a save. . .he was particularly tough in the early going, allowing only 2 earned runs in his first 13.2 innings for a 1.32 ERA covering 13 outings. . .in that stretch was a career-high 7 strikeout performance on May 25 against Baltimore. . .had an ERA of 2.10 as late as July 21, before surrendering runs in 5 straight games. . .Dave's wins in the A.L. were over Detroit and at Kansas City. . .his longest outing was a 6.1 inning relief stint on August 3 against Seattle, allowing only 3 hits and an unearned run. . .at the time of his trade to the Padres, Leiper's ERA stood at 3.78. . .he made 12 appearances with San Diego, going 1-0 with a save. . .his lone N.L. triumph came on September 19 at Houston, a 1.0 inning stint in a 14-inning Padre win. . .his save came on September 23 at Cincinnati. . .he had a stretch of 6 outings with San Diego in which he allowed 6 hits and no runs in 6.1 innings.

LEIPER (continued)

CAREER HIGHLIGHTS: **1986**—Dave split the year between Tacoma and Oakland, picking up a pair of wins at each level. . .with the PCL Tigers, he was 2-1 with 2 saves in 20 relief appearances. . .while with the A's, Leiper was 2-2 in 33 outings with a save. **1985**—Dave started spring training on the 40-man roster, however, a tender left elbow hampered him all season as he opened the season on the Tacoma roster and finished up the campaign at Modesto (California League). . .he was limited to 36 total appearances on the season, 21 of which came at Class A. **1984**—Leiper's best year in pro ball and his 1st as a full-time reliever, as he started the season at Modesto, however, found himself in the majors before the year was out. . .at Modesto, Dave did not give up a run in his 1st 29.1 innings of the year, and only 1 earned run in 35.1 total innings (19 games) for a 0.25 ERA. . .he was 5-0 with 7 saves at the time of his promotion past AA and directly to the AAA Tacoma club on June 18. . .Leiper made 28 appearances for the Tigers with a club-high 11 saves. . .his climb was completed on September 2, as Dave made his major league debut against Detroit. . .his 1st major league win came on Sept. 26 with a shutout inning against Texas. **1983**—Dave's last season as a starter as he spent the entire year at Madison (A). . .he compiled a 5-4 mark with a 3.74 ERA in 16 outings (15 starts). **1982**—Leiper pitched for Idaho Falls in the Pioneer League after signing with the A's as a 1st round choice in the secondary phase of the January draft. . .at Idaho Falls, Dave ranked 2nd in the league in wins (9) and strikeouts (77). . .he had a 4.11 ERA in 13 starts, with 4 complete games.

PERSONAL: David Paul (Dave) Leiper. . .he and wife Veronica reside in Plano, TX. . .he is a graduate of Lowell High School in Whittier, CA, and also attended Fullerton College for a couple of years. . .he was a 3-time draftee by major league baseball, originally selected by Texas in the 2nd round of the 1981 January draft. . .after declining to sign with the Rangers, Dave was again a 2nd round pick in the June of '81 draft this time by San Francisco and again did not sign until being chosen by Oakland in the 1982 January draft.

YEAR CLUB	W-L	ERA	G	GS	CG	SHO	SV	IP	H	R	ER	BB	SO
1982 Idaho Falls	9-3	4.11	14	13	4	—	0	85.1	94	49	39	27	77
1983 Madison	5-4	3.74	16	15	0	—	0	79.1	89	43	33	37	60
1984 Modesto	5-0	0.25	19	0	0	0	7	35.1	12	2	1	14	30
Tacoma	2-3	3.03	28	0	0	0	0	32.2	33	11	11	14	13
OAKLAND	1-0	0.00	8	0	0	0	0	7.0	12	7	7	5	3
1985 Tacoma	0-1	5.40	15	0	0	0	2	23.1	29	16	14	12	7
Modesto	1-0	7.80	21	0	0	0	1	30.0	53	31	26	19	24
1986 Tacoma	2-1	4.85	20	0	0	0	2	26.0	30	17	14	9	13
OAKLAND	2-2	4.83	33	0	0	0	1	31.2	28	17	17	18	15
1987 Tacoma	0-0	0.00	5	0	0	0	2	9.0	3	0	0	1	6
OAKLAND	2-1	3.78	45	0	0	0	1	52.1	49	28	22	18	33
SAN DIEGO	1-0	4.50	12	0	0	0	1	16.0	16	8	8	5	10
N.L. Totals	1-0	4.50	12	0	0	0	1	16.0	16	8	8	5	10
A.L. Totals	5-2	4.55	86	0	0	0	2	91.0	89	52	46	41	51
M.L. Totals	6-2	4.54	98	0	0	0	3	107.0	105	60	54	46	61

1982 Signed by Oakland A's as a 1st round selection in the secondary phase of the January Free Agent Draft.

1987 Traded with 1st baseman Rob Nelson to San Diego Padres for pitcher Storm Davis, August 31.

VS. NATIONAL LEAGUE

1987 & CAREER

Totals	W-L	SV	ERA	G	IP	H	ER
Totals	1-0	1	4.50	12	16.0	16	8
vs. Western Division	1-0	1	3.38	10	13.1	13	5
vs. Atlanta	0-0	0	0.00	1	1.1	2	0
Cincinnati	0-0	1	0.00	4	5.2	2	0
Houston	1-0	0	0.00	1	1.0	2	0
Los Angeles	0-0	0	6.75	2	4.0	5	3
San Francisco	0-0	0	13.50	2	1.1	2	2
vs. Eastern Division	0-0	0	10.11	2	2.2	3	3
vs. New York	0-0	0	4.50	1	2.0	1	1
St. Louis	0-0	0	27.00	1	0.2	2	2

LEIPER'S CAREER BESTS

Single Game

SO — 7, 5/25/87 @ Balt.



23 SHANE MACK OF

B/T: R/R **HT:** 6-0 **WT:** 185

AGE: 24 (Turns 25 on December 7)

BORN: Dec. 7, 1963 in Los Angeles, CA

RESIDENCE: Cerritos, CA

M.L. SERVICE: 133 days

CONTRACT STATUS: Signed thru 1988

HOW OBTAINED: Selected in the first round of the June Free Agent Draft, 1984.

1987 HIGHLIGHTS: Shane got his first taste of the majors initially as a non-roster invitee to spring training, then on a regular basis when the Padres purchased his AAA contract on May 24. . .he opened the season with Las Vegas, however, did not stay there long by hitting .336 in 39 games for the Stars with 5 homers and 26 RBI while stealing 13 bases in as many attempts. . .he was used exclusively in centerfield for Las Vegas, and rode an excellent stretch in May that hurried his trip to San Diego. . .Mack hit safely in 16 of the 18 games in May for a .380 mark, included in that period was a 4-for-6 contest at Calgary on May 8 in which he doubled, homered and drove in 7 men. . .at the time of his promotion, Shane had only appeared in 58 total AAA games dating back to '86, hitting .344 in those games (76-for-221). . .upon his arrival in San Diego, Shane started 53 of 105 games, 51 of those in centerfield. . .his lone 3-hit game came the night of his 1st big league hit, May 27 vs. Philadelphia with his initial safety coming off of southpaw Don Carman. . .Mack's 1st major league homer was also a GWRBI, a solo shot off of Atlee Hammaker on June 13 at Candlestick Park in an 11-2 San Diego win. . .all 4 of his home runs came vs. southpaws. . .he only had 2 hits on the year against Pittsburgh pitching, however, both were home runs off of Bob Kipper. . .Shane had the 2nd best RBI game by a Padre in '87 by driving in 5 men in his first 3 plate appearances in a 15-8 romp over Cincinnati on August 14 (2nd game). . .his average stood at .262 on August 28, however, a dismal finish (8-for-54, .148) brought the final mark to .239. . .Mack's average favored natural grass to artificial turf, hitting 84 points better on a grass surface (.263 to .179). . .an excellent outfielder, Shane can play all 3 positions and made 48 appearances as a defensive replacement. . .Mack's progress in spring training was curtailed when he was injured in a collision during an intrasquad game requiring several stitches to close a wound in his knee and kept him out of workouts for about 3 weeks.

CAREER HIGHLIGHTS: 1986—In only his 2nd professional season, Shane spent the majority of the year at AA, then had a late-season promotion to AAA. . .at Beaumont he batted .281 in 115 games with a team leading 15 homers and 68 RBI. . .defensively, he was tied for the league lead in outfield assists (14) and led in double plays (4). . .he was named by *Baseball America* to the Texas League All-Star team and was listed as the 5th best major league prospect. . .his trip up to Las Vegas was a memorable one, as in 3 weeks he batted .362 (19 games) and found himself a member of the PCL champions. **1985**—Shane bypassed both Rookie and A-ball by beginning his pro career with Beaumont (AA). . .in 125 games, he batted .260 while finishing 2nd on the club in doubles (23) and 3rd in RBI (55).

PERSONAL: Shane Lee Mack. . .he is single and resides in Cerritos, CA. . .he attended UCLA, where he not only was named to *The Sporting News* All-American team for 1984, he was also a member of the initial U.S. Olympic Baseball team teaming with shortstop Gary Green. . .Mack was the Padres 1st choice and 11th player taken overall in the 1984 June draft. . .he was originally a June of '81 selection (4th round) by Kansas City as a shortstop out of Gahr High School in Cerritos, however, chose to attend UCLA.

YEAR	CLUB	AVG.	G	AB	R	H	2B	3B	HR	RBI	BB	SO	SB
1985	Beaumont	.260	125	430	59	112	23	3	6	55	38	90	12
1986	Beaumont	.281	115	452	61	127	26	3	15	67	21	80	14
	Las Vegas	.362	19	69	13	25	1	6	0	6	2	13	3
1987	Las Vegas	.336	39	152	38	51	11	1	5	26	19	31	13
	SAN DIEGO	.239	105	238	28	57	11	3	4	25	18	47	4
	M.L. Totals	.239	105	238	28	57	11	3	4	25	18	47	4

Game-Winning RBI: 1987—3.

MACK (continued)

VS. NATIONAL LEAGUE

1987 & CAREER

	AVG.	G	AB	R	H	HR	RBI
Totals	.239	105	238	28	57	4	25
vs. Western Division	.259	63	135	21	35	2	19
vs. Atlanta	.294	15	34	6	10	0	3
Cincinnati	.222	11	18	4	4	1	6
Houston	.226	18	31	6	7	0	3
Los Angeles	.333	8	18	0	6	0	1
San Francisco	.235	11	34	5	8	1	6
vs. Eastern Division	.214	42	103	7	22	2	6
vs. Chicago	.200	6	15	1	3	0	0
Montreal	.273	7	22	1	6	0	0
New York	.231	7	13	0	3	0	2
Philadelphia	.227	9	22	2	5	0	0
Pittsburgh	.182	6	11	3	2	2	2
St. Louis	.150	7	20	0	3	0	2
First Half	.277	34	101	13	28	1	9
Second Half	.212	71	137	15	29	3	16
In April	—	—	—	—	—	—	—
May	.300	6	20	2	6	0	1
June	.243	26	74	10	18	1	8
July	.241	23	54	7	13	2	4
August	.286	26	42	6	12	1	8
September	.171	20	41	3	7	0	3
October	.143	4	7	0	1	0	1
Pinch Hitting	.150	20	20	0	3	0	2
Longest Streak			4 Games				
Home	.225	54	111	15	25	2	15
Away	.252	51	127	13	32	2	10
Night	.235	75	170	21	40	2	17
Day	.250	30	68	7	17	2	8
vs. Righthanders	.210	62	105	13	22	0	6
vs. Lefthanders	.263	65	133	15	35	4	19
Natural Turf	.263	76	171	22	45	3	23
Artificial Turf	.179	29	67	6	12	1	2

MACK'S CAREER BESTS

Single Game

HITS	— 3, 5/27/87 vs. Phi.
HR	— 1 (4 times)
RBI	— 5, 8/14/87 vs. Cin.
SB	— 1 (4 times)



14 CARMELO MARTINEZ OF/1B

B/T: R/R **HT:** 6-2 **WT:** 220

AGE: 27 (Turns 28 on July 28)

BORN: July 28, 1960 in Dorado, PR

RESIDENCE: Dorado, PR

M.L. SERVICE: 4 years, 42 days

CONTRACT STATUS: Signed thru 1989

HOW OBTAINED: Acquired with pitcher Craig Lefferts and infielder Fritz Connally from the Chicago Cubs for pitcher Scott Sanderson on December 7, 1983.

1987 HIGHLIGHTS: Despite never having a regular spot in the lineup and shuttling between leftfield and first base, Carmelo compiled his best big league season for average with a .273 mark and his 2nd best home run (15) and RBI (70) totals. . .he made 126 starts on the year, 76 in leftfield and 50 at first base. . .the year started with he and John Kruk competing for the first base job that Kruk eventually won on June 5, however, only a week later he had to miss some time with a knee injury which allowed Carmelo to excel in his absence. . .in 5 games, Martinez went 9-for-15 (.600) with 4 doubles, 4 home runs and 11 RBI and had a slugging pct. during that span of 1.667. . .he also had the 3rd 2-homer game of his career in that stretch when he took Atlee Hammaker deep twice on June 18 in a 3-1 win over the Giants. . .he wound up with RBI in 7 straight games (13 RBI) and finishing with a .305 average for the month of June. . .Carmelo had a career-best 13-game hitting streak in May, hitting .426 (20-for-47). . .he had 11 home runs through 90 games, however, hit a "dinger drought", by going 37 consecutive games without a roundtripper, a span of 127 at bats (July 26-Sept. 11). . .he snapped the skein in style by homering in 3 straight games (Sept. 13-15) during a 10-game hitting streak in which he batted .455 (15-for-33). . .Martinez was most impressive as the season wound down, batting .322

MARTINEZ (continued)

(29-for-90) while hitting safely in 21 of the final 27 games. .he was a .282 hitter in San Diego, compared to batting .264 on the road. .Carmelo hit .327 with 6 homers and 16 RBI against the division champion Giants, and had a .324 mark against the N.Y. Mets. .of his 15 home runs on the season, 9 came vs. lefthanders.

CAREER HIGHLIGHTS: **1986**—Carmelo had a frustrating campaign, batting .238 overall, while playing in only 33 games during the 2nd half. .he appeared in 80 of 81 games during the 1st half, despite being bothered by tendonitis below his left knee in the first 2 months. .he was used primarily as a pinch hitter during the 2nd half. .Martinez' best stretch was a 9-game hitting streak in late-May in which he batted .406, with 8 of those games coming on the road. .he finished the season a better road hitter than at home, batting at a .298 clip away from home while carrying only a .179 mark in San Diego. **1985**—Carmelo's best season in the majors in run production, leading the Padres in home runs with 21 while driving in 72 men in 150 games. .he was the regular leftfielder throughout the campaign, even though his season started a week late since he was healing from surgery performed on his left hand during spring training. .his first game of the regular season, the Padres' home opener, was a spectacular debut as Carmelo was 3-for-3 with a pair of home runs, including a grand slam as San Diego beat the Giants, 8-3. .he was named the N.L. Player-of-the-Week for May 27-June 2, by hitting .423 (11-for-26) with 2 doubles, 3 homers, 7 RBI and 2 game winners. .Martinez changed his approach at the plate during the final days of the season and it showed statistically. .by shifting all of his weight to his back leg for the remaining 23 contests, he batted .320, with 20 walks and an impressive .614 on-base pct. during that span. **1984**—Carmelo joined the Padres during the winter as a first baseman, however, by Opening Day he was a leftfielder. .the experiment proved positive as he tied for 2nd in the N.L. in outfield assists with 15. .at the plate it was a rollercoaster season, as Martinez started by hitting .302 in his first 16 games before tailing off. .after an offensive lull, he came back to bat .404 in a 13-game stretch, while driving in at least one run in 8 straight games. .he finished the season tied for the N.L. lead in sacrifice flies with 10. .Carmelo earned the Clyde McCullough Award as the team Rookie-of-the-Year, and helped clinch the honor by batting .308 in a 22-game stretch in September as the Padres were wrapping up their lone division title. .he went an identical 3-for-17 in both the NLCS and World Series. **1983**—Carmelo spent the majority of the year playing in AAA for Iowa, before earning his first promotion to the majors in September. .at Iowa, he led the American Association in homers (34) and finished 3rd in RBI (94). .following the AAA season, he wrapped up the year playing in 29 games for the Cubs, homering 6 times in 89 big league at bats with 16 RBI. .in fact, Martinez became the 26th N.L. player and 50th major leaguer overall to homer in his 1st official at bat. **1982**—Carmelo had his best season as a pro, leading Midland (AA-Texas League) in hitting at .334, 4th best in the league, and finishing 2nd in the loop in homers (29). .he also paced the club in games (131), doubles (35) and walks (85). **1981**—His first year of AA at Midland provided a .296 average in 116 games, finishing 2nd on the club in homers (21) and RBI (84). **1980**—Martinez batted .257 for Quad City of the Midwest League (A). .it was a 54 point improvement over his initial pro season in '79. .he hit 12 home runs while driving in 64, 14 were game-winning RBI which led the league. **1979**—Carmelo got off to a slow start professionally, hitting only .203 in 40 games for Sarasota of the Gulf Coast League. .he was signed as an 18-year old free agent by the Cubs' organization on December 9, 1978.

PERSONAL: Carmelo Martinez. .he and wife Gladys have a daughter, Natalie Michelle (9-2-85). .Carmelo was a 1978 graduate of Jose S. Alegria High School, where he was standout volleyball player as well as a baseball star. .he also attended Central College of Bayamon. .Martinez has been a regular in the Puerto Rican Winter League, the past couple of years playing for Caguas, where he led his club in batting last winter with a .327 average. .his cousin, Edgar Martinez, is in his 6th year as an infielder in the Seattle organization. .Carmelo signed as a free agent with the Cubs on December 9, 1978.



MARTINEZ (continued)

YEAR CLUB	AVG.	G	AB	R	H	2B	3B	HR	RBI	BB	SO	SB
1979 Sarasota	.203	40	143	18	29	4	0	1	23	17	20	0
1980 Quad City	.257	128	460	65	118	23	0	12	64	54	68	8
1981 Midland	.296	116	392	65	116	22	1	21	84	56	73	5
1982 Midland	.334	131	467	100	156	35	4	27	93	85	78	1
1983 Iowa	.251	123	458	76	115	25	1	31	94	61	85	8
CHICAGO (NL)	.258	29	89	8	23	3	0	6	16	4	19	0
1984 SAN DIEGO	.250	149	488	64	122	28	2	13	66	68	82	1
1985 SAN DIEGO	.253	150	514	64	130	28	1	21	72	87	82	0
1986 SAN DIEGO	.238	113	244	28	58	10	0	9	25	34	46	1
1987 SAN DIEGO	.273	139	447	59	122	21	2	15	70	70	82	5
M.L. Totals	.255	581	1782	223	455	90	5	64	249	263	311	7

Game-Winning RBI: 1983-1, 1984-11, 1985-13, 1986-3, 1987-7. Total-35.

LEAGUE CHAMPIONSHIP SERIES RECORD

YEAR CLUB, OPP.	AVG	G	AB	R	H	2B	3B	HR	RBI	BB	SO	SB
1984 S.D. vs. Chi.	.176	5	17	1	3	0	0	0	0	2	4	0

WORLD SERIES RECORD

YEAR CLUB, OPP.	AVG	G	AB	R	H	2B	3B	HR	RBI	BB	SO	SB
1984 S.D. vs. Det.	.176	5	17	0	3	0	0	0	0	1	9	0

1978 Signed as a free agent by the Chicago Cubs organization, December 9.

1983 Traded with pitcher Craig Lefferts and third baseman Fritz Connally to the San Diego Padres for pitcher Scott Sanderson, December 7.

VS. NATIONAL LEAGUE

	1987							CAREER				
	AVG.	G	AB	R	H	HR	RBI	AVG.	AB	H	HR	RBI
Totals	.273	139	447	59	122	15	70	.255	1782	455	64	249
vs. Western Division	.285	75	239	35	68	10	43	.277	975	270	37	153
vs. Atlanta	.250	12	36	7	9	1	3	.282	149	42	5	23
Cincinnati	.229	16	48	6	11	1	6	.268	220	59	9	33
Houston	.314	17	51	8	16	1	10	.259	205	53	6	36
Los Angeles	.291	15	55	5	16	1	8	.275	218	60	5	27
San Francisco	.327	15	49	9	16	6	16	.311	180	56	12	34
vs. Eastern Division	.260	64	208	24	54	5	27	.229	807	185	27	96
vs. Chicago	.281	10	32	4	9	0	5	.248	125	31	1	15
Montreal	.222	10	36	4	8	1	2	.220	150	33	3	13
New York	.324	10	34	3	11	1	7	.299	134	40	7	21
Philadelphia	.152	10	33	2	5	0	3	.176	125	22	3	11
Pittsburgh	.308	12	39	7	12	2	6	.231	130	30	7	20
St. Louis	.265	12	34	4	9	1	4	.203	143	29	6	16
First Half	.264	68	216	26	57	9	40					
Second Half	.281	71	231	33	65	6	30					
In April	.200	19	65	5	13	1	7					
May	.299	23	77	11	23	3	14					
June	.306	23	62	9	19	5	19					
July	.280	23	75	10	21	2	13					
August	.218	24	78	10	17	0	5					
September	.321	24	84	13	27	4	11					
October	.333	3	6	1	2	0	1					
Pinch Hitting	.143	8	7	0	1	0	0					
Longest Streak			13 Games									
Home	.282	70	216	31	61	10	42					
Away	.264	69	231	28	61	5	28					
Night	.281	97	317	41	89	11	44					
Day	.254	42	130	18	33	4	26					
vs. Righthanders	.274	111	263	30	72	6	37					
vs. Lefthanders	.272	89	184	29	50	9	33					
Natural Turf	.285	101	323	46	92	15	62					
Artificial Turf	.242	38	124	13	30	0	8					

MARTINEZ'S CAREER BESTS

Season

AVG.	— .273, 1987
HITS	— 130, 1985
HR	— 21, 1985
RBI	— 75, 1984
SB	— 5, 1987

HITTING

STREAK — 13 games, 1987

Single Game

HITS	— 4, 6/17/84 vs. SF
HR	— 2 (3 times)
RBI	— 5, 4/15/85 vs. SF
SB	— 1 (7 times)



49 MATT MAYSEY RHP

B/T: R/R **HT:** 6-4 **WT:** 210

AGE: 21

BORN: Jan. 8, 1967 in Hamilton, Ontario

RESIDENCE: Edgewater, FL

M.L. SERVICE: None

CONTRACT STATUS: Signed thru 1988

HOW OBTAINED: Selected in the seventh round of the June Free Agent Draft, 1985.

1987 HIGHLIGHTS: After a pair of unspectacular seasons, Matt was nothing short of excellent for the Double-A Charleston Rainbows...he was tough at both ends of the pitching spectrum, opening the season in the bullpen and finishing with 18 straight starts...at the outset of the campaign, Maysey appeared in 23 games as a reliever, finishing 21 of them with a 5-3 record, 7 saves and a 4.82 ERA...he started slowly with a 6.48 ERA in his first 6 outings, however, went on a streak of 13 appearances in which he allowed only 1 earned run in 15.2 innings for a 0.57 ERA...shortly thereafter (June 5) he was summoned to the starting rotation, where he had complete games in 3 of his initial 6 outings...after 8 starts, Matt had allowed only 8 earned runs in 51.1 innings for a 1.40 ERA despite a 4-4 ledger...he had decisions in 17 of his 18 starts going 9-8 with a 2.80 ERA and 5 complete games, including a pair of 3-hitters...his stats as a starter included an average of 7.0 innings per outing while fanning 6.4 men and allowing only 4.6 hits...he had 7 or more strikeouts on 8 occasions, including a pair of 12-K performances and 11 in another...in 10 of his starts, Maysey allowed 2 earned runs or less...he was particularly tough on the home turf at Charleston, going 10-2 with a 2.98 ERA...Matt led the South Atlantic League in lowest batting average against him, with the opposition hitting only .190 on the season.

CAREER HIGHLIGHTS: 1986—Matt appeared in only 18 games for Charleston, missing over 2 months with a sore right arm...he was placed on the disabled list on May 4, and did not return to active duty until July 9...of his 18 appearances, 13 were as a reliever...he went 3-2 overall with a save. **1985**—Maysey signed with the Padres as a 7th round choice in the 1985 June draft and reported to Spokane of the Northwest League...he went 0-3 in 7 appearances (4 starts).

PERSONAL: Matthew Samuel (Matt) Maysey...he resides in Edgewater, FL, however, played his prep baseball at Alief Hastings High School in Houston, TX...Matt was born in Hamilton, Ontario, Canada.

YEAR CLUB	W-L	ERA	G	GS	CG	SHO	SV	IP	H	R	ER	BB	SO
1985 Spokane	0-3	4.66	7	4	0	0	0	29.0	27	18	15	16	18
1986 Charleston	3-2	5.02	18	5	0	0	1	40.0	43	28	24	24	39
1987 Charleston	14-11	3.17	41	18	5	0	6	150.1	112	71	53	59	143

1985 Signed by the San Diego Padres as a 7th round selection in the June Free Agent Draft.

PADRES RBI LEADERS BY POSITION

- 1B — 111, Nate Colbert (1972)
- 2B — 45, Juan Bonilla (1983)
- SS — 64, Garry Templeton (1982)
- 3B — 65, Graig Nettles (1984)
- OF — 118, Dave Winfield (1979)
- C — 98, Terry Kennedy (1983)
- P — 15, Tim Lollar (1984)



41 LANCE McCULLERS RHP

B/T: S/R **HT:** 6-1 **WT:** 218

AGE: 24

BORN: March 8, 1964 in Tampa, FL

RESIDENCE: Lutz, FL

M.L. SERVICE: 2 years, 57 days

CONTRACT STATUS: Signed thru 1988

HOW OBTAINED: Acquired with pitchers Darren Burroughs, Marty Decker and Ed Wojna from the Philadelphia Phillies for outfielder Sixto Lezcano and pitcher Steve Fireovid on August 31, 1983.

1987 HIGHLIGHTS: Lance was used exclusively out of the bullpen and finished the campaign among the league leaders in several categories. . .he ranked 1st in the N.L. in innings pitched by a reliever (123.1), 2nd in relief strikeouts (126), 5th overall in appearances (78), tied for 5th in wins (8) and was 9th in saves (16). . .McCullers made good on 9 of his first 12 save situations, subbing as the stopper for Rich Gossage who was out of action with an injury. . .Lance then hit a tailspin, failing in his next 4 rescue situations before finishing the year with 7 saves in 12 chances. . .he had a 3-game winning streak from July 16-August 6. . .during that span, McCullers matched his career strikeout high with 7 K's in just 3.0 innings of work on July 25 against Pittsburgh. . .he finished the season strong, allowing only 4 earned runs over his last 18 outings covering 24.0 innings pitched for a 1.50 ERA. . .he compiled identical 4-5 marks in each half, however, his 2nd half ERA was 3.08 compared to a 4.42 1st stanza. . .Lance was at his best and busiest against Houston, making 10 appearances against the Astros, going 1-1 with 4 saves and a 1.35 ERA (3 ER in 20.0 IP). . .he totaled 6 wins, 10 saves and a 2.76 ERA vs. the opposition within the Western Division, despite struggling against S.F., going 0-3 with a 4.40 ERA. . .his best career numbers are against the Dodgers with a 6-2 ledger, 3 saves and a 2.02 ERA.

CAREER HIGHLIGHTS: 1986—Lance established himself as a major leaguer appearing in 70 games, while seeing action from both the starting and relieving perspective. . .he opened the year with 37 straight relief appearances before making 7 starts at mid-season. . .he wrapped up the year back in the bullpen with 24 more outings. . .he was 9-6 with 5 saves and a 2.13 ERA as a reliever, however, wasn't quite as successful as a starter going 1-4 with a 4.19 ERA. . .he led the club in ERA (minimum 100 innings) at 2.78 ERA and tied with Andy Hawkins for the top spot in victories with 10. . .his first big league win came on April 15 vs. Los Angeles, 2-1 in 12 innings. . .Lance missed 10 days due to a pulled rib cage muscle, before returning April 29. . .he was excellent after returning, allowing only 1 earned run in 16.1 innings in May for a 0.55 ERA (15 outings). . .McCullers' first major league start came on July 4 in Chicago, a 6.1 inning stint in a no decision. . .he was named The Broadway/Padres Pitcher-of-the-Month for both August and September. **1985**—A starter throughout most of his professional career, Lance made his major league debut in the role of the stopper with the Padres upon his recall from Las Vegas on August 11. . .he was forced into that situation when Rich Gossage was required to undergo arthroscopic knee surgery. . .McCullers was impressive immediately, earning saves in his first 3 big league appearances, and all 5 of his rescues came in his first 8 outings. . .he did not allow an earned run in his initial 11.1 innings of big league action. . .his first earned run allowed cost him his 1st decision, a 4-3 loss at Philadelphia on August 26. . .when Gossage recovered from his injury in early-September, Mac was used mainly as a setup man for the remainder of the year. . .he was impressive enough, however, to be honored as the recipient of the Clyde McCullough Award given annually to the team Rookie-of-the-Year. . .while hurling in Las Vegas, his lone year of AAA, Lance was used exclusively as a starter, appearing in 24 games and going 11-8 with a 3.98 ERA and 3 complete games. . .the hard throwing righthander fanned 148 men in 149.1 innings in the PCL. **1984**—Lance's first year in the Padres' organization was split between Miami (A) of the Florida State League and Beaumont (AA) in the Texas League. . .while with the Marlins, he was 6-4 with a 2.54 ERA, sharing time between the bullpen and starting rotation. . .13 of his 22 appearances were starts, and he completed 5 of those. . .though he only spent half of the year in Miami, he was selected by *Baseball America* as the second best major league prospect in the FSL. . .upon his arrival in Beaumont, Mac was used only as a starter, hurling in 8 games and going 4-1 with a 2.11 ERA. . .McCullers was excellent at not surrendering the home run, allowing only 4 in 161.2 innings pitched during the season for a ratio of 1 in every 40.2 innings. **1983**—He was 9-6 for Spartanburg, the Phillies

McCULLERS (continued)

entry in the South Atlantic League (A)...he started all but 1 of 22 games, completing 6 and tossing 2 shutouts. **1982**—McCullers' first pro year was with Helena in the Pioneer Rookie League, as he went 6-4 in 13 starts with a 3.72 ERA...he signed with the Phillies' organization as a 2nd round pick in the June draft.

PERSONAL: Lance Graye McCullers...he is single and makes his off-season home in Lutz, FL...Lance has been involved within the San Diego community during the season in several ventures, and is most actively tied in with the "Pitchers for Pets", a project with the Department of Animal Control to assist in responsible pet ownership...McCullers attended Catholic High School in Tampa, a rival of Hillsborough High who touted hurlers Dwight Gooden and Floyd Youmans.

YEAR	CLUB	W-L	ERA	G	GS	CG	SHO	SV	IP	H	R	ER	BB	SO
1982	Helena	6-4	3.72	13	13	2	1	0	87.0	89	44	36	33	62
1983	Spartanburg	9-6	4.03	22	21	6	2	0	136.1	139	79	61	57	87
1984	Beaumont	4-1	2.11	8	8	3	1	0	55.1	39	13	13	35	48
	Miami	6-4	2.54	22	13	5	1	0	106.1	92	37	30	45	94
1985	Las Vegas	11-8	3.98	24	24	3	1	0	149.1	135	75	66	83	148
	SAN DIEGO	0-2	2.31	21	0	0	0	5	35.0	23	15	9	16	27
1986	SAN DIEGO	10-10	2.78	70	7	0	0	5	136.0	103	46	42	58	92
1987	SAN DIEGO	8-10	3.72	78	0	0	0	16	123.1	115	60	51	59	126
M.L. Totals		18-22	3.12	169	7	0	0	26	294.1	241	121	102	133	245

MAJOR LEAGUE HITTING TOTALS

	AVG.	AB	H	HR	RBI
1987	.071	14	1	0	1
Career	.075	40	3	0	4

- 1982 Signed by the Philadelphia Phillies as a 2nd round selection in the June Free Agent Draft.
 1983 Traded with pitchers Marty Decker, Darren Burroughs and Ed Wojna to the San Diego Padres for outfielder Sixto Lezcano and pitcher Steve Fireovid, September 20.

VS. NATIONAL LEAGUE

	1987							CAREER						
	W-L	SV	ERA	G	IP	H	ER	W-L	SV	ERA	G	IP	H	ER
Totals	8-10	16	3.72	78	123.1	115	51	18-22	26	3.12	169	294.1	241	102
vs. Western Division	6-6	10	2.76	42	71.2	62	22	13-13	15	2.85	93	164.0	131	52
vs. Atlanta	2-0	2	2.03	8	13.1	9	3	3-2	5	2.84	20	38.0	31	12
Cincinnati	1-1	1	3.77	9	14.1	16	6	1-2	2	3.81	17	26.0	23	11
Houston	1-1	4	1.35	10	20.0	12	3	2-3	4	2.49	22	47.0	28	13
Los Angeles	2-1	2	2.79	6	9.2	10	3	6-2	3	2.02	17	26.2	21	6
San Francisco	0-3	1	4.40	9	14.1	15	7	1-4	1	3.42	17	26.1	28	10
vs. Eastern Division	2-4	6	5.05	36	51.2	53	29	5-9	11	3.45	76	130.1	110	50
vs. Chicago	1-2	0	9.00	6	7.0	8	7	1-3	0	3.86	11	23.1	16	10
Montreal	0-1	1	3.86	6	9.1	10	4	1-1	3	2.82	15	22.1	15	7
New York	0-0	1	2.79	6	9.2	12	3	0-1	2	2.08	15	21.2	24	5
Philadelphia	0-0	1	5.40	6	8.1	10	5	1-1	2	4.19	13	19.1	22	9
Pittsburgh	0-0	1	5.87	4	7.2	7	5	1-1	2	4.18	11	23.2	20	11
St. Louis	1-1	2	4.66	8	9.2	6	5	1-2	2	3.60	11	20.0	13	8
First Half	4-5	9	4.42	37	59.0	60	29							
Second Half	4-5	7	3.08	41	64.1	55	22							
In April	2-2	2	5.68	10	12.2	16	8							
May	0-1	3	4.00	14	18.0	18	8							
June	2-2	4	4.26	11	25.1	23	12							
July	2-1	1	4.94	13	23.2	20	13							
August	1-1	3	2.31	15	23.1	18	6							
September	1-3	2	2.20	13	16.1	15	4							
October	0-0	1	0.00	2	4.0	5	0							
As Starter				No Starts										
In Relief	8-10	16		3.72	78	123.1	115	51						
Winning Streak				3 Games										
Losing Streak				2 Games(4 times)										
Home	6-5	8	2.97	39	63.2	53	21							
Away	2-5	8	4.53	39	59.2	62	30							
Night	7-6	11	3.76	58	93.1	86	39							
Day	1-4	5	3.60	20	30.0	29	12							

McCULLERS' CAREER BESTS

Season

W	— 10,	1986
ERA	— 2.78,	1986
SV	— 16,	1987
IP	— 136.0,	1986
SO	— 126,	1987

WINNING
 STREAK — 3 games, 1986
 & 1987

Single Game

SO	— 7, (twice, last 7/25/87 vs. Pit.)
----	--



6 KEITH MORELAND OF

B/T: R/R **HT:** 6-0 **WT:** 200

AGE: 33 (Turns 34 on May 2)

BORN: May 2, 1954 in Dallas, TX

RESIDENCE: Deerfield, IL

M.L. SERVICE: 8 years, 57 days

CONTRACT STATUS: Signed thru 1989

HOW OBTAINED: Acquired with infielder Mike Brumley from the Chicago Cubs for pitchers Rich Gossage and Ray Hayward, February 12, 1988.

1987 HIGHLIGHTS: Keith enjoyed the best power year of his pro career, hitting 27 home runs, the most by a Cubs' third baseman since Ron Santo's 29 in 1969. . .he managed a roundtripper against every N.L. opponent except Cincinnati, and hit the 100th of his career against the Padres on July 22 in San Diego. . .his 27th homer came in the season finale in Montreal and represented Chicago's 209th of the year, thus establishing a National League record for a 162-game season, while also being his 100th as a Cub. . .Moreland had a remarkable first week in June, hitting 6 homers and driving in 18 during a 7-game stretch (June 2-8). . .Keith had a "career day" on June 3 vs. Houston with his 8th 2-homer game, that included his 3rd career grand slam (Julio Solano) and 2nd 7-RBI performance. . .he finished the month with 10 homers and 31 RBI, 1 shy of his career monthly best of 32 in September, 1985. . .Moreland continued his hot hitting in July, with a .349 mark for the month with 6 more homers. . .all of this came after an untypical start for Keith, hitting only .188 as late as May 29 before turning it around in a big way. . .after tailing off to a .245 mark in August, he finished up the year hitting .323 from August 29 to the end of the season. . .his 88 RBI was the 2nd best total of his career and 4th straight year that Keith drove in at least 79 men. . .he led the Cubs in doubles with 29, and was the 4th time in 5 seasons that he had at least that many two-base hits. . .he registered the 1,000th hit of his career on August 30 in Cincinnati against Tom Hume. . .Moreland tied Andre Dawson in games played with 153, playing almost exclusively at third base after spending the last 2 1/2 years as the regular rightfielder. . .Keith batted .357 with 16 RBI in 17 games against the Phillies, and had a .341 mark against San Diego.

CAREER HIGHLIGHTS: 1986—Keith appeared in a team-high 156 games, while also leading the Cubs in runs scored (72), RBI (79) and sacrifice flies (11). . .his sacrifice fly total was the most by a Cub since Jerry Morales had 11 in 1975. . .his defensive skills were utilized at several positions with 113 games in rightfield, 19 at third base, 10 as a catcher and 9 at first base. . .as a rightfielder, Moreland established a career best with 13 assists, the most by a Cub outfielder since Jose Cardenal had 14 in 1974. . .he proved his clutch-hitting abilities with a club best 13 game-tying hits, 6 of which came in the 6th inning or later. . .he ranked 2nd on the club in multiple-hit games with 45 (Ryne Sandberg led with 51). . .Moreland was a .305 hitter with men on third base, and scored the runner from third 61% of the time with less than 2 outs (27 of 44 times). . .Keith's best offensive stretch was a 10-game hitting streak in which he batted .419 (18-for-43) in April. **1985**—Keith had his best major league season by posting personal highs in average (.307), games played (161), at bats (587), hits (180), RBI (106), stolen bases (12) and game-winning RBI (12). . .his RBI total ranked 4th best in the league, while he was 7th in B.A., tied for 9th in hits and he was 10th in on-base percentage with a .374 mark. . .he also matched big league bests with 30 doubles, 3 triples and 68 walks. . .Moreland established a career-best 18-game hitting streak in September, hitting .418 (28-for-67) with 20 RBI. . .once again he proved his clutch-hitting abilities with a .338 mark with runners in scoring position, including 91 RBI. **1984**—Keith appeared in 140 games for Chicago, however, did not hold down one position until Mel Hall was traded to Cleveland in mid-June. . .prior to the deal, Moreland played rightfield, third base and first base until settling in as the rightfielder for the remainder of the season. . .a .263 hitter entering August, Keith batted .360 during the month and earned National League Player-of-the-Month honors by raising his season mark to .290 entering September. . .he set a personal best with 32 RBI during August, with 8 of his season total 11 game-winning hits coming during the month. . .he went 6-for-18 (.333) during the NLCS against the Padres, including a pair of doubles. **1983**—Keith led the Cubs in batting with a .302 mark, which ranked tied for 6th best in the N.L. with Atlanta's Dale Murphy. . .it marked the first time that he batted over .300 as a regular in the majors. . .he appeared in 154 games and tied for the club high in game-winning RBI with 11. . .Moreland ranked 2nd on the club

MORELAND (continued)

in 2-out RBI with 27. .he was particularly tough in the 2nd half of the campaign, with his season batting average not dropping below the .290 mark after June 20. **1982**—After being used as a backup receiver in Philadelphia, this was Keith's first major league season as a regular, playing in 138 games for Chicago. .he opened '82 as the starting catcher, however, also saw duty in the outfield as the season continued. .he established a personal best with 7 RBI on May 7 against Houston, homering off of both Nolan Ryan and Frank LaCorte. .he was batting .300 as late as June 19, then tailed off during the final 3 months. . Moreland's last career pinch homer came during the 1982 season with an off-the-bench 3-run shot on June 11 at Montreal against Woodie Fryman. .Keith became a member of the Cubs with pitchers Dan Larson and Dickie Noles during the winter as part of a trade with the Phillies for pitcher Mike Krukow. **1981**—Moreland appeared in 50 games behind the plate for the Phils, while also gaining playing time at first base, third base and in the outfield. .he finished with 61 games played and a .255 average. .he managed 6 home runs and 37 RBI in limited duty with Philadelphia. .in 4 games vs. Montreal during the division series playoffs, Keith batted .462 (6-for-13) with a homer and 3 RBI. **1980**—Keith's first full season on the Phils major league roster saw him hit .314 in 62 games (50-for-159). .he drove in 29 runs during the regular season, with 7 of those providing the game winning margin. . Moreland hit his first big league home run on May 21 off of the Reds' Tom Seaver on May 21. .he provided some offensive punch during the World Series with a .333 mark (4-for-12) as a designated hitter against Kansas City. .Keith was the Phils best righthanded pinch hitter during the season with a .412 mark (7-for-17) with 17 RBI. **1979**—Moreland was a .302 hitter for Oklahoma City in the American Association (AAA). .he tied for the league lead in doubles with 34, while leading the loop in game-winning hits with 21 and sacrifice flies (13). .he was named the catcher on the American Association and National Association Class AAA all-star squads. .he also appeared in 14 games for the Phillies, batting .375 (18-for-48). **1978**—Keith had a productive first full year in AAA compiling .289 average with 16 home runs and 98 RBI. .he led the American Association in sacrifice flies (10) and double plays by a catcher (10). .following the AAA season, Moreland got his first taste of major league action with an 0-for-2 performance on October 1 against Pittsburgh. **1977**—Keith was placed behind the plate for the first time in his pro career, and responded with the Eastern League's 2nd best average (.327). .while playing for Reading, he hit 8 home runs and drove in 55. **1976**—He shared the season between Peninsula and Reading. .at Peninsula, Moreland batted .282 in 78 games while playing third base and shortstop. .he led the loop in double plays by a third baseman with 19. .Keith also appeared at Reading as both a third sacker and second baseman, batting .261 in 61 games. .Keith spent the winter in the instructional league working out as a catcher. **1975**—Moreland's first year as a pro was at Spartanburg where he batted .276 in 69 games, while playing third base exclusively. .he was signed by the Phillies organization as a 7th round selection in the June free agent draft.

PERSONAL: Bobby Keith Moreland. .he and wife Cindy have two children, Courtney and Cole. .Keith is a 1972 graduate of R.L. Turner High School in Dallas, TX, where he lettered in baseball, football and basketball. .he followed that with a collegiate baseball and football career at the University of Texas. .on the gridiron, Moreland was a starting defensive back as a sophomore for coach Darrell Royal. .during his senior year, he suffered a broken wrist on the opening kickoff of the annual Texas/Oklahoma clash at the Cotton Bowl. .he was an All-American third baseman on the diamond for the Longhorns during their NCAA championship season of 1975. .off the field, Keith was chosen the Chicago Baseball Player of the Year by the Chicago Baseball Writers in January, 1986. . Moreland was originally a 7th round draft choice of the Philadelphia Phillies in 1975.

BEST STREAKS OF CURRENT PADRES

Player	Games (Year)	Player	Games (Year)
Chris Brown	13 (1986)	Shane Mack	4 (1987)
Mike Brumley	3 (1987)	Carmelo Martinez	13 (1987)
Joey Cora	8 (1986)	Keith Moreland	18 (1985)
Tim Flannery	11 (1986)	Randy Ready	11 (1987)
Tony Gwynn	25 (1983)	*Benito Santiago	34 (1987)
Stan Jefferson	9 (1987)	Garry Templeton	16 (1979)
John Kruk	6 (1986)	Marvell Wynne	16 (1984)

*All-time Padre record.

MORELAND (continued)

YEAR CLUB	AVG.	G	AB	R	H	2B	3B	HR	RBI	BB	SO	SB
1975 Spartanburg	.276	69	246	28	68	13	1	1	41	21	18	2
1976 Peninsula	.282	78	294	38	83	12	2	4	47	15	15	2
Reading	.261	61	199	7	52	5	0	0	7	20	14	0
1977 Reading	.327	104	401	61	131	19	1	8	55	42	23	6
Oklahoma City	.077	7	13	3	1	0	0	0	1	1	1	0
1978 Oklahoma City	.289	130	501	73	145	25	4	16	98	43	32	8
PHILADELPHIA	.000	1	2	0	0	0	0	0	0	0	0	0
1979 Oklahoma City	.302	130	494	86	149	x34	3	20	109	64	56	2
PHILADELPHIA	.375	14	48	3	18	3	2	0	8	3	5	0
1980 PHILADELPHIA	.314	62	159	13	50	8	0	4	29	8	14	3
1981 PHILADELPHIA	.255	61	196	16	50	7	0	6	37	15	13	1
1982 CHICAGO	.261	138	476	50	124	17	2	15	68	46	71	0
1983 CHICAGO	.302	154	533	76	161	30	3	16	70	68	73	0
1984 CHICAGO	.279	140	495	59	138	17	3	16	80	34	71	1
1985 CHICAGO	.307	161	587	74	180	30	3	14	106	68	58	12
1986 CHICAGO	.271	156	586	72	159	30	0	12	79	53	48	3
1987 CHICAGO	.266	153	563	63	150	29	1	27	88	39	66	3

M.L. Totals .283 1040 3645 426 1030 171 14 110 565 334 419 23

Game-Winning RBI: 1980-7, 1981-6, 1982-8, 1983-11, 1984-11, 1985-12, 1986-6, 1987-7. Total-68

x-Tied for league lead

DIVISION SERIES RECORD

YEAR CLUB, OPP	AVG.	G	AB	R	H	2B	3B	HR	RBI	BB	SO	SB
1981 Phil. vs. Mtl.	.462	4	13	2	6	0	0	1	3	0	0	0

LEAGUE CHAMPIONSHIP SERIES RECORD

YEAR CLUB, OPP	AVG.	G	AB	R	H	2B	3B	HR	RBI	BB	SO	SB
1980 Phil. vs. Hou.	.000	2	1	0	0	0	0	0	1	0	0	0
1984 Chi. vs. S.D.	.333	5	18	3	6	2	0	0	2	1	1	0
L.C.S. Totals	.316	7	19	3	6	2	0	0	3	1	1	0

WORLD SERIES RECORD

YEAR CLUB, OPP	AVG.	G	AB	R	H	2B	3B	HR	RBI	BB	SO	SB
1980 Phil. vs. K.C.	.333	3	12	1	4	0	0	0	1	0	1	0

VS. NATIONAL LEAGUE

1987

CAREER

	AVG.	AB	H	HR	RBI	AVG.	AB	H	HR	RBI
Totals	.266	563	150	27	88	.283	3645	1030	110	565
vs. Western Division	.242	252	61	10	34	.270	1596	431	48	251
vs. Atlanta	.225	40	9	1	4	.269	279	75	7	39
Cincinnati	.229	48	11	0	3	.266	263	70	6	42
Houston	.214	42	9	3	12	.266	282	75	12	58
Los Angeles	.213	47	10	2	4	.304	280	85	6	49
San Diego	.341	41	14	3	8	.271	251	68	12	44
San Francisco	.235	34	8	1	3	.241	241	58	5	19
vs. Eastern Division	.286	311	89	17	54	.292	2049	599	62	314
vs. Chicago	—	—	—	—	—	.283	60	17	0	13
Montreal	.235	68	16	4	8	.290	414	120	14	61
New York	.299	67	20	3	9	.313	396	124	11	67
Philadelphia	.357	56	20	3	16	.297	350	104	15	63
Pittsburgh	.218	55	12	3	8	.290	421	122	14	64
St. Louis	.323	65	21	4	13	.275	408	112	8	46
First Half	.241	320	77	15	52					
Second Half	.300	243	73	12	36					
In April	.164	73	12	1	8					
May	.229	105	24	2	8					
June	.280	107	30	10	31					
July	.349	86	30	6	13					
August	.245	102	25	4	14					
September	.321	78	25	3	13					
October	.333	12	4	1	1					
Pinch Hitting	.000	1	0	0	0					
Longest Streak			8 Games							
Night	.240	204	49	6	24					
Day	.281	359	101	21	64					
vs. Righthanders	.256	441	113	23	68					
vs. Lefthanders	.303	122	37	4	20					
Natural Turf	.287	390	112	23	68					
Artificial Turf	.220	173	38	4	20					

MORELAND'S CAREER BESTS

Season

AVG. — .307, 1985

HITS — 180, 1985

HR — 27, 1987

RBI — 106, 1985

SB — 12, 1985

HITTING

STREAK — 18 games, 1985

Single Game

HITS — 4 (8 times, Last: 7/31/87 vs. Phi)

HR — 2 (8 times)

RBI — 7 (twice)

SB — 1 (23 times)



7 ROB NELSON 1B

B/T: L/L **HT:** 6-4 **WT:** 215

AGE: 23 (Turns 24 on May 17)

BORN: May 17, 1964 in Pasadena, CA

RESIDENCE: South Pasadena, CA

M.L. SERVICE: 70 days

CONTRACT STATUS: Signed thru 1988

HOW OBTAINED: Acquired with pitcher Dave Leiper as the players to be named later from the Oakland A's in exchange for pitcher Storm Davis on August 30, 1987.

1987 HIGHLIGHTS: Rob opened spring training in a battle for the first base job with Mark McGwire, whose hot start limited Nelson's playing time to only 7 games...he was then moved to Tacoma, where he spent the remainder of the PCL season, batting .215 in 120 games...he had high totals in both walks (98) and strikeouts (133)...Rob did put together a couple of hot streaks, hitting in 10 straight from May 25-June 5 at a .368 clip (14-for-38), with 11 runs scored and 7 driven in...he also opened August on a tear, hitting .313 in the first 13 games with 5 homers and 17 RBI...his best game of the season came in that stretch, a 3-for-3 performance with 2 homers, 2 walks and 5 RBI against Edmonton on August 13...Nelson totaled 9 of his 20 home runs during that final AAA month...after the minor league season, he was acquired by the Padres, seeing limited action (1-for-11)...the one hit came in Rob's first at bat in a San Diego uniform, a 9th inning game-winning single on Sept. 10, giving the Padres an 8-7 win over Houston.

CAREER HIGHLIGHTS: 1986—Rob spent the season with Tacoma, compiling his 2nd best career average with a .276 mark...he finished 2nd in the PCL in RBI with 108 and had 20 home runs...he was selected as one of the Top 10 prospects in the league by *Baseball America*...following the AAA season, Rob earned his first promotion to the majors, playing in 5 games for the Oakland A's...he got the first big league hit of his career on September 12 in Cleveland. **1985**—Nelson played for the Southern League champion Huntsville Stars (AA)...he finished 2nd in the loop in homers (32) and 6th in RBI (98). **1984**—Rob spent his 2nd pro season playing in Madison (A) of the Midwest League...he batted .246 in 136 games with 19 home runs and 84 RBI. **1983**—After signing with the A's as a first round choice in the secondary phase of the June draft, Nelson was assigned to Idaho Falls (Pioneer League) and had his best average as a pro, hitting .291 in 54 games...he also had 12 home runs and drove in 38.

PERSONAL: Robert (Rob) Augustus Nelson II...he and wife Kathleen reside in South Pasadena, CA, where Rob graduated from high school in 1982...he then attended Mount San Antonio College in Walnut, CA, playing baseball for a year before signing professionally...it was not an easy task getting Nelson inked to a pro contract, as he was drafted out of high school by Houston in June, 1982, then again by Atlanta in the secondary phase of the 1983 January draft...he finally signed with Oakland as the 7th player taken overall in the first round of the June, 1983 draft (secondary phase).

LONGEST GAMES

INNINGS	DATE	OPPONENT	SCORE SD-OPP	TIME
*21	September 24, 1971	Houston	1-2	5:25
21	May 21, 1977	at Montreal	11-8	5:33
20	August 15, 1980	Houston	1-3	6:17
19	August 25, 1979	Pittsburgh	3-4	6:12
#18	June 7, 1972	Pittsburgh	0-1	4:27
18	August 26, 1980	at New York	8-6	5:01
17	July 15, 1971	at Pittsburgh	3-4	4:12
17	July 29, 1972	at Cincinnati	4-3	4:11
17	August 21, 1980	at Philadelphia	8-9	5:13
16	September 13, 1982	at Los Angeles	3-4	5:20

*First game of doubleheader.

#Second game of doubleheader.

NELSON (continued)

YEAR CLUB	AVG.	G	AB	R	H	2B	3B	HR	RBI	BB	SO	SB
1983 Idaho Falls	.291	54	196	42	57	12	2	12	38	37	65	2
1984 Madison	.246	136	487	71	120	25	2	19	84	80	140	4
1985 Huntsville	.232	140	499	68	116	25	0	32	98	86	136	0
1986 Tacoma	.276	139	508	77	140	26	4	20	108	62	115	1
OAKLAND	.222	5	9	1	2	1	0	0	0	1	4	0
1987 OAKLAND	.167	7	24	1	4	1	0	0	0	0	12	0
Tacoma	.215	120	413	68	89	19	3	20	74	98	133	2
SAN DIEGO	.091	10	11	0	1	0	0	0	1	1	8	0
N.L. Totals	.091	10	11	0	1	0	0	0	1	1	8	0
A.L. Totals	.182	12	33	2	6	2	0	0	0	1	16	0
M.L. Totals	.159	22	44	2	7	2	0	0	1	2	24	0

Game-Winning RBI: 1987-1.

1983 Signed by the Oakland A's as a 1st round selection in the secondary phase of the June Free Agent Draft.

1987 Traded with pitcher Dave Leiper to the San Diego Padres for pitcher Storm Davis, August 30.

VS. NATIONAL LEAGUE

1987 & CAREER

	AVG.	G	AB	R	H	HR	RBI
Totals	.091	10	11	0	1	0	1
Cincinnati	.000	3	2	0	0	0	0
Houston	1.000	2	1	0	1	0	1
Los Angeles	.000	2	4	0	0	0	0
San Francisco	.000	3	4	0	0	0	0



37 ERIC NOLTE LHP

B/T: L/L **HT:** 6-3 **WT:** 200

AGE: 23 (Turns 24 on April 28)

BORN: April 28, 1964 in Canoga Park, CA

RESIDENCE: Hemet, CA

M.L. SERVICE: 66 days

CONTRACT STATUS: Signed thru 1988

HOW OBTAINED: Selected in the sixth round of the June Free Agent Draft, 1985.

1987 HIGHLIGHTS: It was a dream come true season for the young lefthander, starting the year on the A-League Reno club and winding up as a regular in the Padres starting rotation. . .Eric had compiled a 3-4 record in 11 starts for Reno, however, it was a May 21 relief stint in an exhibition game in Las Vegas that caught the attention of the major league club. . .Nolte was summoned to Las Vegas to participate in the exhibition between San Diego and its AAA affiliate. . .little did anyone know that it would be his only appearance in a AAA ballpark all year, as he worked 2.0 impressive innings for the Padres, then was returned to Reno, making 3 more starts before being promoted to AA at Wichita. . .he immediately made the Texas League look easy, going 3-0 in his first 4 starts while allowing only 3 earned runs in 28.1 innings for a 0.95 ERA. . .all totaled at Wichita, Nolte was 4-2 with a 2.88 ERA in 10 starts, fanning 67 men in only 75.0 innings. . .his best outing was an 11-strikeout performance on June 30 vs. El Paso. . .Eric used his AA experience as a stepping stone over AAA and immediately into the big leagues, making his debut on August 1 at the Astrodome. . .again he made it look easier than its supposed to be by throwing 7.0 shutout innings with 7 K's in beating the Astros, 6-0. . .even though Nolte won only 1 of 7 remaining decisions with the Padres, he pitched well allowing only 2 earned runs or less in 8 of his 12 big league starts. . .his other triumph was a complete game 4-hitter on August 29 against Philadelphia, 3-1, with 4 walks and 7 strikeouts. . .for his efforts, Nolte was selected The Broadway/Padres Pitcher-of-the-Month for August, recording a 2-2 ledger with a 1.72 ERA in 6 starts. . .Eric didn't get to see much of San Diego/Jack Murphy Stadium, making only 4 of his 12 appearances at home. . .his best success came against Houston, appearing 3 times and not allowing an earned run in 17.2 innings.

NOLTE (continued)

CAREER HIGHLIGHTS: 1986—Eric made 26 starts for Charleston in the South Atlantic League, finishing 2nd on the club in wins with 12. .he fanned 121 men in 164 innings while completing 3 of his starts. **1985**—He signed as the Padres' 6th round choice in the June draft and was assigned to Spokane (Northwest League). .Nolte made 14 starts for the Indians, going 3-8 with a 3.99 ERA.

PERSONAL: Eric Carl Nolte. .he is single and spends his off-season in nearby Hemet, CA, where he graduated from high school in 1982. .Eric then went to UCLA to play baseball, however, had his playing time limited due to surgery in the fall of '82 to move the ulnar nerve in his left arm. .he signed with San Diego after his junior season with the Bruins, where he teamed with fellow Padre Shane Mack. .Eric was originally a 7th round choice of the Chicago Cubs out of high school, but elected not to sign and attend college.

YEAR CLUB	W-L	ERA	G	GS	CG	SHO	SV	IP	H	R	ER	BB	SO
1985 Spokane	3-8	3.99	14	14	0	0	0	76.2	79	50	34	46	52
1986 Charleston	12-9	3.90	26	26	3	0	0	164.0	154	80	71	68	121
1987 Reno	3-4	4.36	11	11	1	0	0	64.0	76	38	31	24	47
Wichita	4-2	2.88	10	10	2	1	0	75.0	62	28	24	19	67
SAN DIEGO	2-6	3.21	12	12	1	0	0	67.0	57	28	24	36	44
M.L. Totals	2-6	3.21	12	12	1	0	0	67.0	57	28	24	36	44

MAJOR LEAGUE HITTING TOTALS

	AVG.	AB	H	HR	RBI
1987	.095	21	2	0	0
Career	.095	21	2	0	0

1985 Signed by the San Diego Padres as a 6th round selection in the June Free Agent Draft.

VS. NATIONAL LEAGUE

1987 & CAREER

Totals	W-L	SV	ERA	G	IP	H	ER
Totals	2-6	0	3.21	12	67.1	57	24
vs. Western Division	1-5	0	3.76	8	40.2	37	17
vs. Atlanta	0-2	0	3.97	2	11.1	7	5
Cincinnati	0-1	0	6.23	1	4.1	6	3
Houston	1-0	0	0.00	3	17.2	12	0
Los Angeles	0-1	0	5.40	1	5.0	6	3
San Francisco	0-1	0	23.14	1	2.1	6	6
vs. Eastern Division	1-1	0	2.36	4	26.2	20	7
vs. New York	0-1	0	3.00	1	6.0	5	2
Philadelphia	1-0	0	1.93	2	14.0	7	3
St. Louis	0-0	0	2.70	1	6.2	8	2
In August	2-2	0	1.72	6	36.2	24	7
September	0-3	0	4.79	5	26.1	27	14
October	0-1	0	6.24	1	4.1	6	3
As Starter	2-6	0	3.21	12	67.1	57	24
In Relief							
Winning Streak				1 Game			
Losing Streak				4 Games			
Home	1-2	0	2.35	4	23.0	17	6
Away	1-4	0	3.65	8	44.1	40	18
Night	2-3	0	3.20	8	45.0	37	16
Day	0-3	0	3.22	4	22.1	20	8

NOLTE'S CAREER BESTS

Single Game

LOW-HIT
SO — 4, 8/29/87 vs. Phil.
— 7 (twice, last: 8/29/87 vs. Phil.)

PADRES



27 MARK PARENT C

B/T: R/R **HT:** 6-5 **WT:** 224

AGE: 26 (Turns 27 on September 16)

BORN: September 16, 1961 in Ashland, OR

RESIDENCE: Anderson, CA

M.L. SERVICE: 75 days

CONTRACT STATUS: Signed thru 1988

HOW OBTAINED: Selected in the fourth round of the June Free Agent Draft, 1979.

1987 HIGHLIGHTS: Mark had his best season as a pro at the AAA level (.292) and logged his most big league time with a pair of stops in San Diego...he opened the year on the Las Vegas roster, however, after only 4 games, he was summoned to the Padres to take over the backup catching chores for an injured Bruce Bochy...during his first stint in S.D., Parent had only 12 at bats with a pair of hits, both coming on April 26 in Los Angeles...he returned to Las Vegas on May 7, where he was hitting .336 as late as June 11...Mark had a season best 9-game hitting streak in late-June in which he batted .316 (12-for-38)...a month later he put together his hottest stretch of the season, a 6-game period in which he batted .542 (13-for-24)...he finished the Las Vegas portion of the year leading the club in doubles (23) while compiling 31 multiple-hit games, including nine 3-hit affairs and a pair of 4-hit contests...Parent's average never dipped below .285 and he was at .300 with 3 games remaining, however, closed the year with an 0-for-10...he was particularly productive at home, with a .359 mark in 54 games at Cashman Field...most of his playing time came behind the plate (98 games), however, he did see some action at first base, third base and in the outfield...Mark had very limited duty during his September visit to San Diego, with Benito Santiago in the midst of his 34-game hitting streak.

CAREER HIGHLIGHTS: **1986**—Mark's 2nd full season of AAA was rewarded with a PCL title and his first September trip to the majors...with the meteoric climb of catcher Benito Santiago, Parent logged a lot of time at first base...he responded with a .288 average in 86 games, with 5 homers and 40 RBI...during the last week of the regular season when the Stars were in a heated divisional race, Mark did his best work, hitting .500 (10-for-20)...he appeared in 8 games for the Padres, mainly as a pinch hitter...both of his big league hits came in the season finale on October 3 off of Cincinnati's Ted Power. **1985**—Mark's first year on the Triple-A level, he batted .241 while matching his career best in homers with 7...he ranked near the top in several PCL defensive categories for catchers including putouts, total chances, assists and games caught. **1984**—Mark had his most productive season as far as hits (109) and RBI (60), while batting .287 with Beaumont...he was selected as the catcher on the Texas League All-Star team. **1983**—He shared catching chores for Beaumont, batting .252 in 81 games for the Texas League Champions. **1982**—Parent struggled at the plate at both Amarillo and Salem...he played in 26 games at Amarillo, the Padres' Texas League entry, batting 191 (17-for-89)...Mark was then sent to Salem, hitting .225 in 99 games, however, he did hit 6 home runs and drive in 41. **1981**—Mark played in more games (123) than any other season in his pro career while at Salem...he batted .235 and though not recognized as a baserunning threat, Parent swiped 10 bases. **1980**—He split the year between Grays Harbor and Reno...his best performance was at Grays Harbor hitting .230 in 66 games with 7 homers. **1979**—Mark's first year as a pro, playing for Walla Walla, he batted .190...he joined the Northwest League entry after signing as a 4th round selection in the June draft.

PERSONAL: Mark Alan Parent...he and wife Wendy reside in Anderson, CA...Mark prepped at Anderson High School, while playing both baseball and basketball...he has spent the past couple of winters playing ball in the Dominican Republic, last year he was among the league's top hitters while playing for Estrellas.

PARENT (continued)

YEAR CLUB	AVG.	G	AB	R	H	2B	3B	HR	RBI	BB	SO	SB
1979 Walla Walla	.190	40	126	8	24	4	0	1	11	8	31	8
1980 Reno	.202	30	99	8	20	3	0	0	12	16	12	0
Grays Harbor	.230	66	239	29	55	11	2	7	32	17	30	1
1981 Salem	.235	123	438	44	103	16	3	6	47	37	90	10
1982 Amarillo	.191	26	89	12	17	3	1	1	13	11	13	2
Salem	.225	99	360	39	81	15	2	6	41	32	58	2
1983 Beaumont	.252	81	282	38	71	22	1	7	33	33	35	1
1984 Beaumont	.287	111	380	52	109	24	3	7	60	38	39	1
1985 Las Vegas	.241	105	361	36	87	23	3	7	45	29	58	1
1986 Las Vegas	.288	86	267	29	77	10	4	5	40	23	25	0
SAN DIEGO	.143	8	14	1	2	0	0	0	0	1	3	0
1987 Las Vegas	.292	105	387	50	113	23	2	4	42	38	53	2
SAN DIEGO	.080	12	25	0	2	0	0	0	2	0	9	0
M.L. Totals	.103	20	39	1	4	0	0	0	2	1	12	0

1979 Signed by the San Diego Padres as a 4th round selection in the June Free Agent Draft.

VS. NATIONAL LEAGUE

	1987							CAREER				
	AVG.	G	AB	R	H	HR	RBI	AVG.	AB	H	HR	RBI
Totals	.080	12	25	0	2	0	2	.103	39	4	0	2
vs. Western Division	.083	11	24	0	2	0	2	.105	38	4	0	2
vs. Atlanta	.000	1	1	0	0	0	0	.000	1	0	0	0
Cincinnati	.000	1	2	0	0	0	0	.222	9	2	0	0
Houston	.000	2	4	0	0	0	0	.000	5	0	0	0
Los Angeles	.133	6	15	0	2	0	2	.095	21	2	0	2
San Francisco	.000	1	2	0	0	0	0	.000	2	0	0	0
vs. Eastern Division	.000	1	1	0	0	0	0	.000	1	0	0	0
St. Louis	.000	1	1	0	0	0	0	.000	1	0	0	0



29 BRAD POUNDERS 1B

B/T: R/R **HT:** 6-4 **WT:** 200

AGE: 24 (Turns 25 on September 1)

BORN: September 1, 1963 in Riverside, CA

RESIDENCE: Riverside, CA

M.L. SERVICE: None

CONTRACT STATUS: Signed thru 1988

HOW OBTAINED: Selected in the third round of the June Free Agent Draft, 1984.

1987 HIGHLIGHTS: Brad experienced both ends of the offensive spectrum last year, with an excellent first half of the season, then having a less than spectacular second half following a promotion to AAA...he opened the year with his first taste of AA in helping Wichita to a 39-27 record and first half title...in only 79 games, Brad batted .314, while living up to his last name with 27 home runs, 89 RBI and a slugging pct. of .628...though he had 200 less at bats than the regulars who completed the year in AA, Pounders' homer total was tops for Wichita and the RBI count was 2nd best...consistency was the key, as he batted .316 in both April and May and had a .300 mark for June, while driving in 27, 27 and 30 each month, respectively...Brad hit safely in his first 6 AA games at a .407 clip with 12 RBI...he followed that with a 9-game hitting streak in which he batted .436 (17-for-39) with 5 homers and 14 RBI...the best was still to come, as Pounders finished his Texas League days with a 13-game hitting streak in which he hit at a .421 clip (24-for-57) with 7 home runs and 20 RBI...all totaled, he had 13 games with 3 or more RBI, including a trio of 4-RBI and a pair with 5 driven in...his credentials spoke for themselves as in only half a season, Brad was chosen the first baseman on the T.L. All-Star team as well as being named the 4th best major league prospect by *Baseball*

POUNDERS (continued)

America...immediately following the Texas League All-Star game, Pounders headed for Las Vegas where he did not enjoy the same successes...his start was promising with a 3-for-5, 2 home run debut at home against Vancouver, however, he would only hit 2 more homers the remainder of the AAA season...in fact, he did not homer in the last 34 games for the Stars...he did have a stretch in late-July, where he compiled an 8-game hitting streak in which he batted .393 (11-for-28)...Pounders was bitten by the strikeout bug at Las Vegas, fanning 58 times in 202 plate appearances for a 1 in 3.5 ratio.

CAREER HIGHLIGHTS: 1986—Brad played for the Class-A Reno club and led the California League in home runs (35), slugging pct. (.554) and 3rd in RBI (104)...he also led his own club in hits (141) and ranked 2nd in both doubles (21) and walks (76)...he was selected the league's All-Star first baseman. 1985—It was an off-season compared to the standards that Brad would establish later, as he batted .265 in 126 games with the club's 2nd best totals in homers (18) and RBI (86)...it marked his initial year as a first baseman, after playing third in college and first pro season. 1984—Pounders was drafted in the third round as a third baseman out of the University of California/Riverside...his first pro year was at Spokane where he led the Northwest League in doubles (16), home runs (10), total bases (137), tied for the lead in hits (85) and ranked 5th in batting (.297).

PERSONAL: Bradley Alan (Brad) Pounders...he and wife Mary reside in Riverside, CA, where he attended Poly High School...from there, Brad stayed in town to play baseball at the University of California/Riverside, the same institution that Padres' pitcher Eric Show attended.

YEAR	CLUB	AVG.	G	AB	R	H	2B	3B	HR	RBI	BB	SO	SB
1984	Spokane	.297	74	286	46	x85	*16	3	*10	55	56	85	2
1985	Charleston	.265	126	449	74	119	16	0	18	86	64	100	2
1986	Reno	.288	135	489	101	141	21	2	*35	104	76	128	2
1987	Wichita	.314	79	309	63	97	16	0	27	89	33	79	0
	Las Vegas	.233	52	172	21	40	7	0	4	20	24	58	0

*-Led League

x-Tied for League Lead



5 RANDY READY INF

B/T: R/R **HT:** 5-11 **WT:** 180

AGE: 28

BORN: January 8, 1960 in San Mateo, CA

RESIDENCE: Tucson, AZ

M.L. SERVICE: 2 years, 165 days

CONTRACT STATUS: Signed thru 1988

HOW OBTAINED: Acquired from the Milwaukee Brewers for a player to be named later (Tim Pyznarski), June 12, 1986.

1987 HIGHLIGHTS: Randy established major league bests in every offensive department while being employed by manager Larry Bowa at a variety of positions...he started the year as bench help, pinch hitting or entering the game as a late replacement through the first 35 days...after an injury felled Tim Flannery, Randy found his way into the lineup with regularity, however, it was at a different position each day...he wound up playing 52 games at third base, 51 at second base and 16 in leftfield...he finished the season at third due to the injury to Chris Brown...once Ready began to play regularly, his batting average began to climb...he was hitting .241 on May 3, however, after a career-high 11-game hitting streak a month later, his average stood at .323...from that point on, Randy's batting average never dipped below .295, and he added a 10-game hitting skein during July...he was a .317 hitter during the first half of the season, but had only 1 home run and 21 RBI in that span (59 games)...in the second stanza, he batted .301, however, Randy's homer and RBI count rose with 11 and 35, respectively (65 games)...he was particularly powerful in the final 3 weeks of the season, homering 8 times in the last 24 games...this power surge came while Ready was playing with torn cartilage in his rib cage...he batted .340 (16-for-47) in the final 13 games of the year, including a 3-for-3 performance in the season finale against L.A. to closeout at .309...he twice drove in 4 runs in a game, Aug. 14 vs. Cincy (2nd game) and Sept. 13 vs. Houston, while scoring 4 times on June 13 at San Francisco...Randy became the 11th Padre in history

READY (continued)

to triple twice in a game, doing so on August 9 against Houston. . .he excelled at home hitting a .339 with 7 homers and 34 RBI at San Diego/Jack Murphy Stadium. . .Ready also preferred grass fields over artificial turf, hitting .335 on the natural green compared to a .240 mark on plastic. . .he was a .329 hitter against opponents within the Western Division, homering twice against each club (except Atlanta), while hitting .400 (12-for-30) against Houston.

CAREER HIGHLIGHTS: 1986—Randy started the season with Milwaukee, however, only saw action in 23 games before being traded to San Diego on June 12. . .he was in the starting lineup at third base in his first game as a Padre, however, was forced to leave the following day due to an illness to his wife at their Tucson home. . .Ready went on the supplemental D.L. on June 20, then was outrighted to Las Vegas on July 8. . .he batted .368 in 10 games for the Stars (14-for-38), before leaving the club in late-July to spend time with his family. **1985**—For the third straight year, Randy shared time between Vancouver (AAA) and Milwaukee. . .while with the Brewers, he established big league highs in runs (29), hits (49), doubles (9) and triples (5). . .he batted .308 in April before a bruised left heel put him on the 15-day disabled list on April 30 (he was later moved to the 21-day list). . .as he recovered from the injury, Ready was shipped to Vancouver on June 19. . .in 52 games with Vancouver, Randy batted .326, including a 15-game hitting streak. . .he returned to the Brewers on August 9 and played both third base and left field. . .upon his return, Ready had the best day at the plate for any Brewer in '85, going 5-for-5 against the Yankees on September 10. **1984**—Randy started the season on the big league roster, hitting a 3-run homer in Milwaukee's home opener. . .he tied an American League record for most innings played by a third baseman (25), officially fielding in 24 1/3 innings of a game that began on May 8 and ended on May 9. . .Ready was later shipped to Vancouver on June 22 and wound up hitting .325 in AAA. **1983**—Randy opened the year with Vancouver, hitting .329 and leading the PCL in walks (99). . .he was named the league's Player-of-the-Month for August by hitting .407 with 7 home runs and 21 RBI. . .he was a member of the PCL All-Star team. . .Ready got his first big league promotion in September and batted .405 in 12 games with the Brewers. . .he closed the year with a 9-game hitting streak. . .Randy got his first major league hit on September 12 in Yankee Stadium. . .he hit his first big league home run off of Lary Sorensen on September 22 in Cleveland. **1982**—He enjoyed his best year as a professional leading the Texas League in hitting (.375), runs (122), hits (178) and total bases (281). . .he was named the Topps/Texas League Player-of-the-Month for both May and June batting .466 and .401, respectively while playing for El Paso. **1981**—Randy hit at a .308 clip while playing for Burlington in the Midwest League. **1980**—Ready led the Pioneer League in hitting during his initial pro season while playing for Butte.

PERSONAL: Randy Max Ready. . .he and wife Dorene have three sons, Andrew (7-29-83) and twins Colin and Jared (8-21-85). . .Randy was a three-sport letterman at John F. Kennedy High School in Fremont, CA, playing baseball, football and basketball. . .he then attended California State University/Hayward and Mesa State College in Grand Junction, CO. . .he was drafted in the 5th round of the 1980 June draft by Milwaukee as a second baseman, however, has played various other positions since turning pro. . .as a minor league hitter, Randy totaled a composite .343 mark over 6 seasons.

YEAR CLUB	AVG.	G	AB	R	H	2B	3B	HR	RBI	BB	SO	SB
1980 Butte	.376	61	226	*65	85	*23	4	8	50	57	30	2
1981 Burlington	.308	110	367	74	113	17	1	17	56	84	54	7
1982 El Paso	*.375	132	475	*122	*178	33	5	20	99	92	48	13
1983 Vancouver	.329	116	407	82	134	28	1	13	59	99	59	24
MILWAUKEE	.405	12	37	8	15	3	2	1	6	6	3	0
1984 MILWAUKEE	.187	37	123	13	23	6	1	3	13	14	18	0
Vancouver	.325	43	151	48	49	7	4	3	18	43	21	10
1985 Vancouver	.326	52	190	33	62	12	3	4	29	30	14	4
MILWAUKEE	.265	48	181	29	48	9	5	1	21	14	23	0
1986 MILWAUKEE	.190	23	79	8	15	4	0	1	4	9	9	2
SAN DIEGO	.000	1	3	0	0	0	0	0	0	0	1	0
Las Vegas	.368	10	38	5	14	4	0	1	8	6	2	1
1987 SAN DIEGO	.308	124	350	69	108	26	6	12	54	67	44	7
N.L. Totals	.306	125	353	69	108	26	6	12	54	67	45	7
A.L. Totals	.240	120	420	58	101	22	8	6	44	43	53	2
M.L. Totals	.270	245	773	127	209	48	14	18	98	110	98	9

*Led League

Game-Winning RBI: 1983-0, 1984-2, 1985-3, 1986-1, 1987-5. Total-11.

1980 Signed by the Milwaukee Brewers as a 5th round selection in the June Free Agent Draft.

1986 Traded to the San Diego Padres for Tim Pyznarski on June 12.

VS. NATIONAL LEAGUE

	1987								CAREER				
	AVG.	G	AB	R	H	HR	RBI	54	AVG.	AB	H	HR	RBI
Totals	.309	124	350	69	108	12	54		.306	353	108	12	54
vs. Western Division	.328	65	192	37	63	8	36		.323	195	63	8	36
vs. Atlanta	.375	13	32	4	12	0	8		.375	32	12	0	8
Cincinnati	.250	15	44	9	11	2	11		.250	44	11	2	11
Houston	.400	10	30	6	12	2	7		.400	30	12	2	7
Los Angeles	.326	14	43	8	14	2	5		.304	46	14	2	5
San Francisco	.326	13	43	10	14	2	5		.326	43	14	2	5
vs. Eastern Division	.285	59	158	32	45	4	18		.285	158	45	4	18
vs. Chicago	.360	10	25	5	9	0	5		.360	25	9	0	5
Montreal	.333	9	18	5	6	0	0		.333	18	6	0	0
New York	.333	8	24	5	8	1	2		.333	24	8	1	2
Philadelphia	.259	9	27	4	7	0	3		.259	27	7	0	3
Pittsburgh	.200	11	30	5	6	2	3		.200	30	6	2	3
St. Louis	.265	12	34	8	9	1	5		.265	34	9	1	5
First Half	.317	59	164	29	52	1	21						
Second Half	.301	65	186	40	56	11	33						
In April	.250	12	24	4	6	0	3						
May	.273	22	55	9	15	0	6						
June	.377	22	77	15	29	1	12						
July	.254	21	59	11	15	2	9						
August	.286	20	49	10	14	1	8						
September	.316	23	76	16	24	7	14						
October	.500	4	10	4	5	1	2						
Pinch Hitting	.240	28	25	0	6	0	4						
Longest Streak				11 Games									
Home	.339	63	171	29	58	7	34						
Away	.279	61	179	40	50	5	20						
Night	.297	84	239	42	71	7	35						
Day	.333	40	111	27	37	5	19						
vs. Righthanders	.286	87	175	23	50	6	28						
vs. Lefthanders	.331	79	175	46	58	6	26						
Natural Turf	.335	90	254	48	85	9	42						
Artificial Turf	.240	34	96	21	23	3	12						

READY'S CAREER BESTS

Season

AVG. — .309, 1987

HITS — 108, 1987

HR — 12, 1987

RBI — 54, 1987

SB — 7, 1987

HITTING STREAK — 11 games, 1987

Single Game

HITS — 5, 9/10/85 vs. NYY

HR — 1 (18 times)

RBI — 4 (2 times)

SB — 1 (9 times)



9 BENITO SANTIAGO C

B/T: R/R **HT:** 6-1 **WT:** 185

AGE: 23

BORN: March 9, 1965 in Ponce, PR

RESIDENCE: Isabel, PR

M.L. SERVICE: 1 year, 22 days

CONTRACT STATUS: Signed thru 1988

HOW OBTAINED: Signed as a free agent, September 1, 1982.

1987 HIGHLIGHTS: There aren't enough superlatives to describe the rookie campaign of Benito, however, the best description would be to check the final balloting for N.L. Rookie-of-the-Year, as Benny won a unanimous decision. . .it wasn't that he needed a strong finish to ice the award, but no finish could have been better than a record setting 34-game hitting streak that got the attention of the baseball world. . .it started with a 1-for-3 game on August 25 off of Montreal's Neal Heaton, and ended with an 0-for-3 on Oct. 3 against Orel Hershiser. . .between the 2 dates, Benny went 47-for-136 (.346) with 12 doubles, 5 homers and 19 RBI and raised his batting average from .284 to .299. . .when it was over, Santiago owned longest hitting streak in baseball history for a rookie, a Latin player and a catcher. . .the previous rookie record was set in 1899 by James Williams of Pittsburgh (27 games), and the Latin mark was held by Rico Carty of Atlanta in 1970 (31 games), while no catcher in baseball history hit in over 30 straight. . .highlights of the skein included an exciting final week where he kept it alive on 3 occasions in his last at bat, including a bunt single in the bottom of the 8th inning against Cincinnati's Frank Williams to extend it to 33. . .twice

SANTIAGO (continued)

in the final week he extended it off of Fernando Valenzuela, including the final game with a 2nd inning double. . .after being stopped on the next to last day of the season, Benito found himself .001 shy of the .300 plateau, and in the final game of the year went 2-for-2 to become only the 2nd Padre catcher ever (Terry Kennedy) to hit .300. . .lost in the streak were other highlights of an exciting rookie campaign as he finished 2nd on the club in hits (164), at bats (546), doubles (33), home runs (18) and RBI (79), while leading the team in GWRBI with 10. . .he had 44 multiple-hit games, including 10 3-hit affairs, and also found the time to fit in 21 stolen bases. . .Benito had a 2-homer, 4-RBI game at Philadelphia on August 18 in a 9-4 win. . .he caught more games than any major leaguer receiver with 146, and tied a club record by throwing out 3 Giants on April 15. . .his defense was a bit shaky at first, with Santiago committing 14 errors and 11 passed balls his initial 49 games. . .however, on June 5 when the club began to win, Benny's defense improved immensely as he had only 8 errors and 9 passed balls in the remaining 97 games he caught. . .he threw out 33% of the runners attempting to steal (43 of 130), including Vince Coleman three times. . .Santiago was twice selected The Broadway/Padres Player-of-the-Month (August & September) and it goes without saying that he was accorded the Clyde McCullough Award as the Padres' Rookie-of-the-Year. . .he finished the year hitting .341 against lefthanded pitching, however, 10 of his 18 homers came off of righties. . .only once all season did his average drop below the .270 mark (July 25).

CAREER HIGHLIGHTS: 1986—Benito had a solid AAA season playing for Las Vegas (.287) and followed it with his first taste of the majors in September. . .while playing for PCL champion Stars, Santiago finished 2nd on the club in homers (17) and RBI (71), while stealing 17 bases. . .he was a .311 hitter at Cashman Field, compared to a .258 road mark. . .he helped carry the Stars into the playoffs with a tremendous final homestand in which he batted .500 (22-for-44) with 40 total bases in 10 games. . .his defense led the PCL as Benny nailed 49% of those attempting to steal (40 of 82). . .he was the Padres starting catcher for 15 of 17 games after his recall in September. . .his first big league hit came in his first at bat, a double to left-center off of Mike Scott on Sept. 14. . .his initial big league homer was a game-winning, 10th inning solo shot off of current teammate Mark Davis, then of San Francisco on September 17. **1985**—Benito had his best year in a brief 3-year professional career, batting .298 in 101 games for Beaumont (Texas League). . .he started the season by hitting .459 in his first month of action. . .on the bases, Santiago swiped 10 in 12 attempts. . .defensively, he led the league in assists with 78 and was 2nd in both games caught (89) and total chances (608). **1984**—He was selected the catcher on the California League All-Star team as well as the 3rd best big league prospect by *Baseball America*. . .he led the Reno Padres in homers with 16, which ranked 4th best in the league, while finishing 5th in the loop in RBI (83). **1983**—Santiago's first year as a pro, the 18-year old receiver played in 122 games for Miami (Florida State League), still ranking as the highest number of games played in his brief career.

PERSONAL: Benito Rivera Santiago. . .he and wife Bianca have a daughter, Benny Beth (11-6-85). . .Benito took the recent winter off from playing ball and made several appearances around the country. . .as a youth, Benny was also a pitcher and shortstop before becoming a catcher. . .in fact as a hurler, he tossed 9 no-hitters during his little league career.

YEAR CLUB	AVG.	G	AB	R	H	2B	3B	HR	RBI	BB	SO	SB
1983 Miami	.247	122	429	34	106	25	3	5	56	11	79	3
1984 Reno	.279	114	416	64	116	20	6	16	83	36	75	5
1985 Beaumont	.298	101	372	55	111	16	6	5	51	16	59	12
1986 Las Vegas	.287	117	436	55	125	26	3	17	71	17	81	19
SAN DIEGO	.290	17	62	10	18	2	0	3	6	2	12	0
1987 SAN DIEGO	.300	146	546	64	164	33	2	18	79	16	112	21
M.L. Totals	.299	163	608	74	182	35	2	21	85	18	124	21

Game-Winning RBI: 1986-1, 1987-10. Total-11.

1982 Signed as a free agent by the San Diego Padres, September 1.

VS. NATIONAL LEAGUE

	1987							CAREER				
	AVG.	G	AB	R	H	HR	RBI	AVG.	AB	H	HR	RBI
Totals	.300	146	546	64	164	18	79	.299	608	182	21	85
vs. Western Division	.303	79	297	40	90	9	42	.301	359	108	12	48
vs. Atlanta	.280	13	50	13	14	3	8	.271	59	16	3	8
Cincinnati	.324	18	68	8	22	1	6	.294	85	25	1	6
Houston	.317	16	63	8	20	1	12	.316	79	25	2	13
Los Angeles	.265	15	49	6	13	1	5	.290	62	18	2	8
San Francisco	.313	17	67	5	21	3	11	.324	74	24	4	13
vs. Eastern Division	.297	67	249	24	74	9	37	.297	249	74	9	37
vs. Chicago	.290	10	31	2	9	0	4	.290	31	9	0	4
Montreal	.302	11	43	2	13	1	6	.302	43	13	1	6
New York	.261	12	46	2	12	1	4	.261	46	12	1	4
Philadelphia	.372	10	43	3	16	2	7	.372	43	16	2	7
Pittsburgh	.350	12	40	7	14	3	9	.350	40	14	3	9
St. Louis	.217	12	46	8	10	2	7	.217	46	10	2	7
First Half	.273	69	256	25	70	6	28					
Second Half	.324	77	290	39	94	12	51					
In April	.282	21	78	10	22	3	7					
May	.280	26	93	9	26	2	9					
June	.247	19	73	6	18	1	10					
July	.301	23	83	7	25	2	15					
August	.330	28	106	15	35	6	25					
September	.337	25	101	16	34	4	13					
October	.333	4	12	0	4	0	0					
Pinch Hitting	—	—	—	—	—	—	—					
Longest Streak				34 Games								
Home	.281	76	274	29	77	11	45					
Away	.320	70	272	35	87	7	34					
Night	.299	104	401	44	120	16	66					
Day	.303	42	145	20	44	2	13					
vs. Righthanders	.280	127	364	37	102	10	51					
vs. Lefthanders	.341	76	182	27	62	8	28					
Natural Turf	.284	108	394	42	112	13	54					
Artificial Turf	.342	38	152	22	52	5	25					

SANTIAGO'S CAREER BESTS

Season

AVG. — .300, 1987

HITS — 164, 1987

HR — 18, 1987

RBI — 79, 1987

SB — 21, 1987

HITTING

STREAK — 34 games, 1987

Single Game

HITS — 3 (10 times)

HR — 2, 8/18/87 @ Phi.

RBI — 4, 8/18/87 @ Phi.

SB — 1 (21 times)

PADRES ALL-STAR GAME SELECTIONS

- 1969 - Chris Cannizzaro, c
 1970 - Clarence Gaston, of
 1971 - Nate Colbert, 1b; Preston Gomez, coach
 1972 - Nate Colbert, 1b
 1973 - Nate Colbert, 1b
 1974 - Johnny Grubb, of
 1975 - Randy Jones, p
 1976 - *Randy Jones, p; John McNamara, coach
 1977 - Dave Winfield, of
 1978 - Rollie Fingers, p; Dave Winfield, of
 1979 - Gaylord Perry, p; Dave Winfield, of
 1980 - Dave Winfield, of
 1981 - Terry Kennedy, c; Ozzie Smith, ss
 1982 - Ruppert Jones, of
 1983 - Dave Dravecky, p; Terry Kennedy, c
 1984 - *Steve Garvey, 1b; *Tony Gwynn, of; Rich Gossage, p; Dick Dent, Trainer
 1985 - Dick Williams, Mgr; *Steve Garvey, 1b; *Tony Gwynn, of; *LaMarr Hoyt, p; *Terry Kennedy, c; *Graig Nettles, 3b; Rich Gossage, p; Garry Templeton, ss
 1986 - *Tony Gwynn, of
 1987 - Tony Gwynn, of
 *Starters



30 ERIC SHOW RHP

B/T: R/R **HT:** 6-1 **WT:** 190

AGE: 31 (Turns 32 on May 19)

BORN: May 19, 1956 in Riverside, CA

RESIDENCE: San Diego, CA

M.L. SERVICE: 6 years, 34 days

CONTRACT STATUS: Signed thru 1988

HOW OBTAINED: Selected in the eighteenth round of the June Free Agent Draft, 1978.

1987 HIGHLIGHTS: Eric returned from his first bout with arm trouble in 1986 and showed no ill effects, unfortunately, his won/loss record did not reflect it with an 8-16 mark. . . it was a 6-game losing streak in May that threw Eric's record out of perspective, the longest dry spell of his career. . . he led the club with 206.1 innings pitched and tied for the top spot in starts with 34, while also posting a career-high 3 shutouts tying him for 3rd best in the N.L. . . he opened the year by going 1-1 in April and winning The Broadway/Padres Pitcher-of-the-Month award, which can be attributed to his last start of the month, a 3-hit, 4-0 shutout of L.A. in Dodger Stadium on April 26, establishing a team-high for the year by retiring 18 men in a row. . . Eric's next blanking was virtually a duplication of his first shutout, as he allowed 4 hits in another 4-0 win at Dodger Stadium on July 1. . . overall, Show dropped 16 of his first 22 decisions before winning his last 2 decisions in September, when he again garnered The Broadway/Padres monthly award, going 2-1 with a 1.95 ERA as the season wound down. . . his third shutout of the season came on Sept. 11, a 4-hit, 11-0 win over Houston, in which Eric matched his season best with 8 strikeouts. . . he also fanned 8 men in a 2-1 win against Pittsburgh on July 23. . . the most glaring statistical discrepancy for '87 is the comparison in Show's success against the Western Division as opposed to the East. . . within his own division, Eric was 7-6 with a 3.19 ERA, while going only 1-10 with a 4.67 ERA against the East. . . entering the season with a 5-9 career mark against Houston, Show turned that around by allowing only 1 earned run in 15.0 innings against the Astros for a 2-0 mark and 0.60 ERA. . . he was also successful against the Dodgers as evidenced by the 2 shutouts, and compiling a 1.24 ERA in 4 starts (4 ER in 29.0 IP). . . one stat that haunted Eric were the 26 homers he allowed, however, 21 of them were solo shots and 4 came with only 1 on.

CAREER HIGHLIGHTS: Eric continued his climb up the Padres' all-time pitching ladder, ranking as the winningest righthander in club history with 70, 2nd only to Randy Jones (92). . . he is also 2nd in innings pitched (1,156.0), 2nd in strikeouts (686), 3rd in shutouts (10), 5th in ERA (3.39) and 5th in complete games (21). . . his best success has come at the expense of the Atlanta Braves, as he entered 1988 with an 11-2 lifetime mark. **1986**—Eric suffered the first major injury of his career that caused him to miss time. . . he was twice placed on the disabled list with flexor tendonitis in his right elbow, the 2nd trip to the D.L. coming on August 28 as Eric did not pitch again. . . prior to missing time with the injury, Show was named The Broadway/Padres Pitcher-of-the-Month for May by going 3-1 with a 2.75 ERA. . . the injury flared up in the midst of his career-best 4-game winning streak from June 14-July 1, as he had to leave each victory early due to pain in the arm. . . following a July 7 outing (4.2 IP), Show was placed on the D.L. for the first time in his career. . . he came back to win a pair of games, however, after an August 25 start against New York, in which Eric retired all 7 men he faced, he was disabled for the remainder of the season. . . while healthy, he did establish a personal best for strikeouts in a game, fanning 13 men in a 3-2, 10-inning loss to San Francisco on April 26. **1985**—Eric did not hit the 15-win plateau as he had in the previous 2 seasons, going 12-11, however, he was the only Padre pitcher to not miss a start (35) while leading the staff in innings pitched (233.0) and strikeouts (141). . . his season started in impressive style with a 4-hit, 3-0 win in Candlestick Park on April 10, not walking a man while fanning 11 Giants. . . he also beat San Francisco on 2 other occasions, compiling a 1.13 season ERA against them. . . Show assured himself of an above-.500 season with an excellent September, winning 3 straight decisions and allowing only 2 earned runs in 25.2 innings for a 0.70 ERA. . . his best low-hit performance came during that stretch, a 3-hitter against Atlanta in a 1-0 win on Sept. 21. . . he followed that with a 10-1 triumph in Fulton County Stadium against the Braves, in which he drove in 4 runs, including his only homer of the year. . . the 3 straight wins came right after Eric's start against the Reds on September 11 in Cincinnati when he surrendered the 4,192nd hit of Pete Rose's career in the 1st inning.

SHOW (continued)

1984—Show excelled during the regular season, earning 15 wins for the 2nd straight year...during 3 different months, he compiled 3-1 records and won 7 of his last 10 decisions...his lone shutout, was a 2-hit performance on June 19 over Houston in the Astrodome...he had an impressive 9-4 mark on the road, compared to a 6-5 ledger in San Diego. **1983**—Eric established a career best with 15 wins and enjoyed several outstanding performances...it began with an April 28 start in Wrigley Field, retiring the first 16 Cubs he faced, before defeating them, 3-1, on a 3-hitter...his first shutout of the year followed in his next start with a 10-0 triumph over the Cards on May 4...his overall best outing came 3 weeks later, a 2-0 win against Tom Seaver and the Mets, as Eric fired the first 2-hitter of his career...unlike the '84 season, Show was very successful at home winning 10 of 13 decisions. **1982**—After being called upon out of the bullpen in 32 of 33 outings, Eric established himself as a starting pitcher...on August 6, he fired his first major league complete game and shutout in defeating the Chicago Cubs, 3-0 on only 5 hits...his first big league start came on June 30 in Los Angeles, after 24 straight relief appearances to open the season, as he beat the Dodgers, 6-4...Show wound up with the 4th best ERA in the National League at 2.64. **1981**—Eric spent most of the year with Hawaii (AAA) and compiled a 7-3 ledger with a 2.54 ERA for the PCL entry...he was used in a starting role in only 5 of his 34 appearances after being used mainly as a starter in his first 3 professional seasons...Show was recalled by the Padres making his major league debut on September 2 with 2.0 shutout innings of relief vs. Chicago...he was used 15 times in the final month, all out of the bullpen...his 1st big league save came 2 days after his debut with a pair of scoreless innings in a 5-4 S.D. win over the Pirates...yet another 2.0 inning stint earned Eric his 1st big league win, a 6-3 triumph vs. Atlanta on September 19. **1980**—Used exclusively as a starter for Amarillo (AA) in 26 games for the Texas League club...he compiled a 12-6 ledger with a 3.73 ERA and 6 complete games...Show fanned 144 men in 166 innings. **1979**—His best year as a pro in terms of strikeouts, as he fanned 186 men in the California League while playing for Reno...he was 13-9 in 28 games (27 starts) with 5 complete games. **1978**—After signing with the Padres' organization as an 18th round selection in the June draft, Eric reported to Walla Walla (Rookie League) and went 5-2 with a 2.85 ERA in 11 games (10 starts).

PERSONAL: Eric Vaughn Show...he and wife Cara Mia reside in San Diego...he played his collegiate baseball at the University of California of Riverside while majoring in Physics...Eric spent the past off-season involved as an actor with a movie project and also playing his guitar for some studio background music...he was originally a 36th round draft choice out of high school by the Minnesota Twins in 1974.

YEAR	CLUB	W-L	ERA	G	GS	CG	SHO	SV	IP	H	R	ER	BB	SO
1978	Walla Walla	5-2	2.85	11	10	1	0	0	60.0	47	28	19	20	43
1979	Reno	13-9	3.57	28	27	5	0	0	169.0	144	79	67	92	186
1980	Amarillo	12-6	3.73	26	26	6	0	0	166.0	141	81	69	81	144
1981	Hawaii	7-3	2.54	34	5	2	0	0	85.0	67	30	24	35	70
	SAN DIEGO	1-3	3.13	15	0	0	0	3	23.0	17	9	8	9	22
1982	SAN DIEGO	10-6	2.64	47	14	2	2	3	150.0	117	49	44	48	88
1983	SAN DIEGO	15-12	4.17	35	33	4	2	0	200.2	201	97	93	74	120
1984	SAN DIEGO	15-9	3.40	32	32	3	1	0	206.2	175	88	78	88	104
1985	SAN DIEGO	12-11	3.09	35	35	5	2	0	233.0	212	95	80	87	141
1986	SAN DIEGO	9-5	2.97	24	22	2	0	0	136.1	109	47	45	69	94
1987	SAN DIEGO	8-16	3.84	34	34	5	3	0	206.1	188	99	88	85	117
M.L. Totals		70-62	3.39	222	170	21	10	6	1156.0	1019	484	436	460	686

MAJOR LEAGUE HITTING TOTALS

	AVG.	AB	H	HR	RBI
1987	.071	70	5	0	2
Career	.153	366	56	4	21

Last Home Run: 9/27/85 at Atlanta (J. Johnson)

LEAGUE CHAMPIONSHIP SERIES RECORD

YEAR	CLUB.	OPP.	W-L	ERA	G	GS	CG	SHO	SV	IP	H	R	ER	BB	SO
1984	S.D.	vs. Chi.	0-1	13.50	2	2	0	0	0	5.1	8	8	8	4	2

WORLD SERIES RECORD

YEAR	CLUB.	OPP.	W-L	ERA	G	GS	CG	SHO	SV	IP	H	R	ER	BB	SO
1984	S.D.	vs. Det.	0-1	10.13	1	1	0	0	0	2.2	4	4	3	1	2

1978 Signed by the San Diego Padres as an 18th round selection in the June Free Agent Draft.

VS. NATIONAL LEAGUE

Totals	1987								CAREER							
	W-L	SV	ERA	G	IP	H	ER	W-L	SV	ERA	G	IP	H	ER		
Totals	8-16	0	3.84	34	206.1	188	88	70-62	6	3.39	222	1156.0	1019	436		
vs. Western Division	7-6	0	3.19	19	115.2	96	41	43-34	2	3.40	124	640.2	547	242		
vs. Atlanta	3-1	0	3.26	4	30.1	27	11	11-2	1	3.22	23	123.0	105	44		
Cincinnati	0-3	0	6.20	5	24.2	29	17	6-10	0	3.88	28	148.1	135	64		
Houston	2-0	0	0.60	2	15.0	7	1	7-9	0	4.01	24	116.2	112	52		
Los Angeles	2-0	0	1.24	4	29.0	17	4	8-7	1	2.46	22	117.0	85	32		
San Francisco	0-2	0	4.32	4	16.2	16	8	11-6	0	3.32	27	135.2	110	50		
vs. Eastern Division	1-10	0	4.67	15	90.2	92	47	27-28	4	3.39	98	515.1	472	194		
vs. Chicago	0-2	0	7.47	3	15.2	15	13	7-4	1	3.75	16	96.0	77	40		
Montreal	0-1	0	2.25	2	16.0	8	4	3-6	0	3.08	16	84.2	70	29		
New York	0-2	0	3.66	3	19.2	16	8	6-6	0	3.39	20	103.2	100	39		
Philadelphia	0-1	0	9.00	1	6.0	11	6	3-2	1	3.02	14	56.2	54	19		
Pittsburgh	1-3	0	4.84	4	22.1	27	12	5-6	1	3.31	16	89.2	90	33		
St. Louis	0-1	0	3.27	2	11.0	15	4	3-4	1	3.61	16	84.2	81	34		
First Half	4-9	0	3.62	18	112.0	86	45									
Second Half	4-7	0	4.10	16	94.1	102	43									
In April	1-1	0	3.24	5	33.1	22	12									
May	0-6	0	5.14	7	42.0	37	24									
June	2-2	0	2.93	5	27.2	23	9									
July	2-3	0	4.32	6	33.1	36	16									
August	1-3	0	4.78	6	37.2	37	20									
September	2-1	0	1.95	5	32.1	33	7									
October	—	—	—	—	—	—	—									
As Starter	8-16	—	3.84	34	206.1	188	88									
In Relief				All Starts												
Winning Streak				2 Games (twice)												
Losing Streak				6 Games												
Home	5-6	0	2.73	18	112.0	83	34									
Away	3-10	0	5.15	16	94.1	105	54									
Night	4-10	0	4.08	20	123.2	112	56									
Day	4-6	0	3.48	14	82.2	76	32									

SHOW'S CAREER BESTS

Season

W	— 15	(2 times)
ERA	— 2.64,	1982
SV	— 6,	1982
IP	— 233.0,	1985
SO	— 141,	1985

WINNING

STREAK — 4 games, 1986

Single Game

LOW-HIT	— 2 (2 times) Last:	6/19/84 vs. Hou.
SO	— 13,	4/26/86 vs. SF



53 CANDY SIERRA RHP

B/T: R/R **HT:** 6-2 **WT:** 190

AGE: 21

BORN: March 27, 1967 in Rio Piedras, PR

RESIDENCE: Loiza, PR

M.L. SERVICE: None

CONTRACT STATUS: Signed thru 1988

HOW OBTAINED: Signed as a free agent on May 29, 1983

1987 HIGHLIGHTS: For the 2nd year in a row, Candy's progress was slowed by a tender right elbow, however, prior to being sidelined with the injury, he pitched his best baseball as a pro...he opened his 3rd straight season of AA by going 5-0 in April with a 1.52 ERA allowing only 7 earned runs in 41.1 innings...he climaxed the month with 3 consecutive complete games, allowing only 2 earned runs for a spectacular 0.67 ERA in that span...included in April were a couple of 9 strikeout games followed immediately by a career best 14 K's on April 22 at El Paso...it was no surprise that he pitched well in El Paso, as he compiled a perfect 5-0 road record in '87...after averaging 8.0 innings per start in April, the arm problems began to creep up and in his next 5 starts, Candy averaged only 4.0 innings per outing, thus he was placed on the disabled list after a May 19 start and remained there until July 13...upon his return, Sierra pitched an inning of relief before resuming his starting position...he finished the year by going 2-4 in 9 starts, with his best strikeout total for the 2nd half coming in the regular season finale when he fanned 7...Candy did pick up the win in Game #3 of the Texas League finals against Jackson, going 8.0 innings allowing 7 hits and 2 runs with no walks and 3 K's, in the 7-2 triumph...he finished with an 8-5 record and 3.95 ERA in 19 games (18 starts), with a good strikeout to walk ratio, fanning 89 compared to 42 free passes.


SIERRA (continued)

CAREER HIGHLIGHTS: 1986—Candy started the year with a 1-5 mark at Beaumont, however, was forced to the shelf for nearly 2 months with a sore right elbow. . .after returning on July 22, he won his last 3 decisions. 1985—Sierra began the year starting for Beaumont for 13 games before being transferred to the bullpen for 7 appearances. . .he had a then career-best 10 strikeouts in 8.0 innings at Tulsa. . .his K's to innings pitched ratio ranked 4th best in the Texas League with 8.02 for every 9.0 innings. 1984—Candy pitched for Reno of the California League and established a career-high for wins with an 11-4 record. . .he had 28 appearances with 16 starts, and 7 complete games. . .one of his complete games was a 7.0 inning no-hitter over Modesto on June 15 in the first game of a doubleheader. 1983—Appearing as a pro at 16-years old, Candy hurled in 23 games for Spokane of the Northwest League, earning 3 saves in a relief role.

PERSONAL: Ulises (Candy) Sierra. . .he is single and resides in Loiza, PR. . .though only 21 years old, 1988 marked his 3rd straight year on the big league roster in spring training.

YEAR CLUB	W-L	ERA	G	GS	CG	SHO	SV	IP	H	R	ER	BB	SO
1983 Spokane	1-2	5.35	23	0	0	0	3	37.0	44	33	22	21	31
1984 Reno	11-4	3.72	28	16	7	3	1	135.1	133	67	56	57	106
1985 Beaumont	3-6	4.74	23	16	0	0	1	104.1	109	65	55	60	93
1986 Beaumont	4-5	4.86	16	15	1	1	0	90.2	104	53	49	37	59
1987 Wichita	8-5	3.95	19	18	4	1	0	114.0	120	57	50	42	89

1983 Signed as a free agent by the San Diego Padres, May 29.



44 TODD SIMMONS RHP

B/T: R/R **HT:** 6-4 **WT:** 210

AGE: 24 (Turns 25 on September 11)

BORN: Sept. 11, 1963 in Bellflower, CA

RESIDENCE: Bellflower, CA

M.L. SERVICE: None

CONTRACT STATUS: Signed thru 1988

HOW OBTAINED: Acquired with pitchers LaMarr Hoyt and Kevin Kristan from the Chicago White Sox in exchange for Tim Lollar, Luis Salazar, Ozzie Guillen and Bill Long, December 6, 1984.

1987 HIGHLIGHTS: Todd enjoyed his first full season at AAA, and led the PCL in games (75), saves (22) and was atop all relievers with the 5th best overall strikeout total (120). . .for his efforts *Baseball America* recognized him as the best relief pitcher in the league. . .it was his late-season surge on the mound that earned him respect, since after 50 games (through July 23) he had compiled a 5-6 record with 10 saves and a 3.44 ERA. . .from that point on, Simmons made 25 appearances, going 2-1 with 12 saves and totaling 38.1 innings with only 10 earned runs for a 2.35 ERA. . .he was especially tough from July 25-August 14, with 22.1 consecutive scoreless innings (13 outings) allowing only 13 hits and 7 walks with 30 K's, in earning a win and 9 saves. . .8 of those rescues were in consecutive appearances.

CAREER HIGHLIGHTS: 1986—Todd excelled during the first half of the season with Beaumont (AA), going 8-1 with 7 saves and a 1.35 ERA in 38 appearances. . .he was good enough to earn a mid-season promotion to Las Vegas, compiling a 4-2 ledger with 2 saves in 20 relief outings. . .this marked his first season as a full-time reliever, after being used in a starting role through the majority of his brief pro career. 1985—Simmons spent most of the season with Reno (A), however, did make 6 appearances with Las Vegas during the course of the year. . .at Reno, he was 8-10 with a 3.42 ERA, used as both a starter and reliever. . .of 24 outings, 18 were starts and he completed 7 of those. 1984—This was a busy year for Todd, first winning the NCAA National Championship while pitching for Cal-State Fullerton, then signing with the Chicago White Sox and reporting immediately to Niagra Falls. . .while there he went 7-1 in 8 starts with a 1.29 ERA and led the New York/Penn league with 7 complete games and 3 shutouts. . .from there Simmons went to Appleton of the Midwest League, making 7 appearances (6 starts). . .in December, Todd was traded to San Diego in a 7-player deal.

SIMMONS (continued)

PERSONAL: Todd Eldon Simmons. . .he wife Paulette spent last winter residing in Las Vegas, NV. . .Todd was born and raised in Bellflower, CA, attending high school there before attending Cal-State Fullerton. . .he was originally drafted in the 15th round of the 1981 June draft by Philadelphia, however, chose to go to college where he was a member of the 1984 NCAA baseball champions. . .in '84, Simmons ranked 2nd in the nation with a 15-3 record and 10th in strikeouts with 120 in 149.0 innings. . .out of college, he was a 4th round choice of the Chicago White Sox in the 1984 June draft.

YEAR CLUB	W-L	ERA	G	GS	CG	SHO	SV	IP	H	R	ER	BB	SO
1984 Niagara Falls	7-1	1.29	8	8	x7	*3	0	70.0	54	14	10	12	53
1984 Appleton	1-3	6.81	7	6	1	0	0	37.0	46	30	28	14	22
1985 Las Vegas	0-1	11.12	6	1	0	0	0	5.2	8	11	7	9	5
Reno	8-10	3.42	24	18	7	1	1	142.0	133	70	54	73	117
1986 Beaumont	8-1	1.35	38	0	0	0	7	66.2	44	13	10	31	70
Las Vegas	4-2	5.22	20	0	0	0	2	29.1	31	21	17	10	29
1987 Las Vegas	8-8	3.05	*75	0	0	0	*22	112.0	88	46	38	64	120

*-Led League

1984 Signed with Chicago White Sox as a 4th round selection in the June Free Agent Draft. Traded with pitchers Kevin Kristan and LaMarr Hoyt to the San Diego Padres for pitchers Bill Long and Tim Lollar, and infielders Luis Salazar and Ozzie Guillen, December 6.



1 GARRY TEMPLETON SS

B/T: S/R **HT:** 6-0 **WT:** 192

AGE: 32

BORN: March 24, 1956 in Lockey, TX

RESIDENCE: Poway, CA

M.L. SERVICE: 11 years, 57 days

CONTRACT STATUS: Signed thru 1988

HOW OBTAINED: Acquired from the St. Louis Cardinals in exchange for shortstop Ozzie Smith, February 11, 1982.

1987 HIGHLIGHTS: The responsibility of the '87 season started early for Garry, because during the first week of spring training in February, manager Larry Bowa tabbed him as captain of the Padres. . .already established as a quiet leader, it marked the first time that Temy had been officially named to the post. . .as for his on-field performance, Garry's batting average never recovered from a rocky start at the plate. . .his season mark bottomed out at .197 on July 5, then he put together a 7-game hitting streak to climb back to respectability. . .in the streak, Templeton batted .520 (13-for-25) with a couple of 3-hit games. . .he continued to hit well for the remainder of the July by going 25-for-73 though the end of the month for a .342 mark. . .though his average dipped again in August, Garry closed the year by hitting .389 during a 9-game stretch in September. . .on September 5, Temy snapped a 1-1 tie with a 3-run homer off of Greg Mathews for a 4-1 San Diego win. . .it marked his first home run in Busch Stadium since being traded by the Cardinals prior to the '82 season. . .then on Sept. 17, his 3-run homer against Atlanta was the first inside-the-park roundtripper by a Padre since Carmelo Martinez on Sept. 2, 1984 in Shea Stadium. . .it was also the first one in San Diego/Jack Murphy Stadium since June 14, 1974 (Derrel Thomas vs. Montreal). . .defensively, Garry started 141 games and led all N.L. shortstops in putouts with 253.

CAREER HIGHLIGHTS: **1986**—After a slow start, Temy pocketed a pair of 7-game hitting streaks in June, closing out the month with consecutive 3-hit games at Houston. . .he drove in only 5 men in the first 53 games of the season, then totaled 12 RBI in an 11-game stretch in June. . .after hitting only .198 in July, Garry batted .299 the rest of the way. . .he missed the majority of September due to a strained right hamstring, however, closed the year with a 6-game hitting streak. **1985**—Templeton had the best year of any shortstop in San Diego history, batting .282 and earning the team Most Valuable Player award. . .he had an 11-game hitting streak from June 26-July 7 in which he batted .346 (17-for-39). . .he

TEMPLETON (continued)

hit only 3 homers on the year, all coming in a 9-day span in May off of Cubs' pitching. . . he tied a major league record by being walked intentionally 4 times in a game on July 5 at Pittsburgh, tying Roger Maris' mark set in 1962. . . he finished the year tied with Leon Durham and Dave Parker for the N.L. lead in intentional passes with 26, 23 of which came before August 14 when he was moved from the 8th spot to the top of the batting order. . . Temy had a pair of 4-hit games in September matching his career best for the 19th time. . . he was the 5th toughest to double up in the N.L., grounding into only 15 double plays in 546 plate appearances for a 1 in every 109.2 ratio. . . he was a member of the All-Star squad that played in Minnesota, the 2nd time he has been a N.L. representative. . . Garry singled in his only at bat. . . the 148 games started at shortstop were the most of his career since the 1979 season with St. Louis. **1984**—Garry started the season strong by hitting safely in 17 of his first 19 games at a .379 clip, including a season best 9-game hitting streak. . . his 146 games at shortstop were the most by any N.L. player at that position. . . he hit his first career grand slam homer on July 29 in San Diego off the Astros' Mike LaCoss. . . Temy was tremendous during the post-season hitting .324 overall in 10 games (11-for-34), including a .333 mark (5-for-15) in the NLCS vs. Chicago. . . Temy batted .379 (13-for-29) from the left side of the plate in the NLCS. . . his 2-run double in Game #3 of the series with the Cubs gave the Padres their first lead of the series and provided the game-winning RBI in San Diego's first-ever post-season victory, 7-1. **1983**—Garry started slowly due to arthroscopic surgery performed on his left knee during spring training (March 10). . . he was in the Opening Day lineup, going 3-for-4 vs. S.F., however, by April 28 the knee had not responded to treatment, and he was forced onto the disabled list until May 17. . . even though Temy returned to the lineup, he didn't really recover until the last 2 months of the season, and he closed out the year by hitting safely in 19 of 21 games. **1982**—Templeton's first year with the Padres after a February 11 trade with the Cardinals for Ozzie Smith. . . Garry led the N.L. shortstops in runs scored (76), RBI (64) and game winners (8). . . his RBI total still stands as the best ever by a San Diego shortstop. . . he missed most of the final month of the year with a strained back. **1981**—Garry's .288 average was the 2nd best mark among N.L. shortstops, trailing only Dave Concepcion's .306 pct. **1980**—Temy was the 3rd best hitter in the league with a .319 mark. . . he missed 42 games at mid-season due to a broken left thumb in July. . . at the time of the injury, he was leading the N.L. in batting and hits. . . despite the time out of action, Garry was named to the UPI and *The Sporting News*' All-Star team's. **1979**—He became the first switch-hitter in history to collect 100 hits from each side of the plate (111 lefthanded and 100 righthanded). . . he also set a league mark by leading the N.L. in triples for the 3rd straight year. . . his 19 three-base hits were the most in the loop since Willie Mays' 20 in 1957. . . Templeton was selected to the AP and *The Sporting News*' All-Star squads. **1978**—He established a career high with 34 stolen bases. . . he finished the year with a .280 batting average, aided by hitting streaks of 14 and 11 games during the 2nd half of the year. **1977**—Temy established himself as a major leaguer by finishing 2nd in the N.L. batting race with a career best .322 average. . . at 21 years old, he became the youngest shortstop in modern baseball history (since 1900) to reach the 200-hit plateau and only the 14th shortstop ever to reach the mark. . . he was a very consistent hitter, batting .321 from the right side and .323 as a lefthander. . . Garry made a sweep of post-season honors as he was named to the AP, UPI, *The Sporting News* and *Baseball Bulletin* All-Star team's. . . he made his 1st appearance in the All-Star Game and doubled in his only at bat. **1976**—After opening the year in Tulsa and batting .321 for the AAA entry, Garry made his big league debut on August 9 against Houston, getting his 1st major league hit in the 8th inning. . . he hit his initial big league homer on September 9 off of Montreal's Don Carrithers. . . was named the American Association's Rookie-of-the-Year for his ½-season stint with Tulsa. **1975**—Templeton batted only .264 in 82 games for St. Petersburg in the Florida State League, however, batted at a .401 clip in 42 games after his promotion to Arkansas of the Texas League. **1974**—Signed with the Cardinals and reported to their rookie club in Sarasota. . . he batted .268 in 18 games in the Gulf Coast League, then was promoted to St. Pete in the FSL, where he wrapped up the year with a .211 mark in 23 games.

PERSONAL: Garry Lewis Templeton. . . he and wife Glenda have two sons, Garry II (9-24-78) and Gerome (10-10-81), and a daughter Genae Nicole (1-21-85). . . he was the 13th player taken overall in the 1974 June draft as a first round selection of St. Louis. . . Garry played both baseball and football at Santa Ana Valley High School before being drafted. . . he has spent the majority of the recent off-seasons perfecting his golf game. . . his brother, Ken, was an outfielder in the Oakland organization in the mid-70's.

TEMPLETON (continued)

YEAR	CLUB	AVG.	G	AB	R	H	2B	3B	HR	RBI	BB	SO	SB*
1974	Sarasota	.268	18	71	11	19	1	0	3	10	6	17	8
	St. Petersburg	.211	23	95	3	20	1	0	0	2	3	14	4
1975	St. Petersburg	.264	82	349	50	92	7	8	1	32	12	43	18
	Arkansas	.401	42	177	36	71	9	4	2	20	6	22	16
1976	Tulsa	.321	106	443	65	142	24	15	6	38	21	84	25
	ST. LOUIS	.291	53	213	32	62	8	2	1	17	7	33	11
1977	ST. LOUIS	.322	153	621	94	200	19	18	8	79	15	70	28
1978	ST. LOUIS	.280	155	647	82	181	31	13	2	47	22	87	34
1979	ST. LOUIS	.314	154	672	105	211	32	19	9	62	18	91	26
1980	ST. LOUIS	.319	118	504	83	161	19	9	4	43	18	43	31
1981	ST. LOUIS	.288	80	333	47	96	16	8	1	33	14	55	8
1982	SAN DIEGO	.247	141	563	76	139	25	8	6	64	26	82	27
1983	SAN DIEGO	.263	126	460	39	121	20	2	3	40	21	57	16
1984	SAN DIEGO	.258	148	493	40	127	19	3	2	35	39	81	8
1985	SAN DIEGO	.282	148	546	63	154	30	2	6	55	41	88	16
1986	SAN DIEGO	.247	147	510	42	126	21	2	2	44	35	86	10
1987	SAN DIEGO	.222	148	510	42	113	13	5	5	48	42	92	14

M.L. Totals .278 1571 6072 745 1691 253 91 49 567 298 866 229

Game-Winning RBI: 1980-3, 1981-1, 1982-8, 1983-8, 1984-6, 1985-5, 1986-4, 1987-7. Total-42.

LEAGUE CHAMPIONSHIP SERIES RECORD

YEAR	CLUB, OPP.	AVG	G	AB	R	H	2B	3B	HR	RBI	BB	SO	SB
1984	S.D. vs. Chi.	.333	5	15	2	5	1	0	0	2	2	0	1

WORLD SERIES RECORD

YEAR	CLUB, OPP.	AVG	G	AB	R	H	2B	3B	HR	RBI	BB	SO	SB
1984	S.D. vs. Det.	.316	5	19	1	6	1	0	0	0	0	3	0

ALL STAR GAME RECORD

YEAR	CLUB, OPP.	AVG	G	AB	R	H	2B	3B	HR	RBI	BB	SO	SB
1977	N.L. at N.Y.	1.000	1	1	1	1	1	0	0	0	0	0	0
1985	N.L. at Minn.	1.000	1	1	0	1	0	0	0	0	0	0	0

A.S.G. Totals 1.000 2 2 1 2 1 0 0 0 0 0 0 0 0

1974 Signed with the St. Louis Cardinals as a 1st round selection in the June Free Agent Draft.

1982 Traded to the San Diego Padres for shortstop Ozzie Smith, February 11.

VS. NATIONAL LEAGUE

1987

CAREER

	AVG.	G	AB	R	H	HR	RBI	AVG.	AB	H	HR	RBI
Totals	.222	148	510	42	113	5	48	.278	6072	1691	49	567
vs. Western Division	.208	83	283	21	59	3	31	.279	2988	834	25	297
vs. Atlanta	.292	14	48	5	14	1	11	.291	526	153	8	63
Cincinnati	.186	17	59	4	11	0	4	.289	570	165	1	50
Houston	.220	18	59	6	13	1	9	.239	518	124	4	51
Los Angeles	.173	16	52	2	9	0	2	.303	557	169	7	60
San Francisco	.185	18	65	4	12	1	5	.290	541	157	5	55
vs. Eastern Division	.238	65	227	21	54	2	17	.278	3084	857	24	260
vs. Chicago	.390	12	41	9	16	1	3	.318	576	183	6	42
Montreal	.034	9	29	1	1	0	2	.244	570	139	7	48
New York	.231	11	39	2	9	0	3	.270	533	144	1	43
Philadelphia	.190	11	42	2	8	0	3	.281	587	165	5	58
Pittsburgh	.242	10	33	4	8	0	2	.298	588	175	3	54
St. Louis	.279	12	43	3	12	1	4	.222	230	51	2	15
First Half	.197	73	244	15	48	1	17					
Second Half	.244	75	266	27	65	4	31					
In April	.247	22	73	2	18	0	3					
May	.184	27	87	6	16	0	6					
June	.181	21	72	7	13	1	8					
July	.306	23	85	13	26	1	5					
August	.195	25	87	6	17	0	9					
September	.237	27	97	8	23	3	17					
October	.000	3	9	0	0	0	0					
Pinch Hitting	.000	2	1	0	0	0	0					
Longest Streak				7 Games								
Home	.204	73	250	22	51	2	22					
Away	.238	75	260	20	62	3	26					
Night	.220	104	368	30	81	3	34					
Day	.225	44	142	12	32	2	14					
vs. Righthanders	.214	123	318	25	68	3	27					
vs. Lefthanders	.234	84	192	17	45	2	21					
Natural Turf	.210	108	371	31	78	3	33					
Artificial Turf	.252	40	139	11	35	2	15					

TEMPLETON'S CAREER BESTS

Season

AVG. — .322, 1977

HITS — 211, 1979

HR — 9, 1979

RBI — 79, 1977

SB — 34, 1978

HITTING STREAK — 16 games, 1979

Single Game

HITS — 4 (19 times)

HR — 2, 7/6/79 @ Atl.

RBI — 4 (3 times)

SB — 3, 8/20/78 vs. Atl.



50 ED VOSBERG LHP

B/T: L/L **HT:** 6-1 **WT:** 190

AGE: 26 (Turns 27 on September 28)

BORN: September 28, 1961 in Tucson, AZ

RESIDENCE: Tucson, AZ

M.L. SERVICE: 29 days

CONTRACT STATUS: Signed thru 1988

HOW OBTAINED: Selected in the third round of the June Free Agent Draft, 1983.

1987 HIGHLIGHTS: Ed swapped spots between starting and relieving during the first 3 months of the season at Las Vegas, then settled into the rotation for the last 11 outings...he began the year as a starter, however, after 6 appearances and a 5.02 ERA, Vosberg was moved to the bullpen for 9 of his next 10 outings...on June 8, he was used as a starter again and responded with a complete game, 5-hitter over Hawaii and from there made only one more relief appearance...his AAA season was interrupted on June 30, when he was recalled to the big league club for one week though he did not see any action...Ed returned to Las Vegas on July 6 where he had a strong finish to the season...he won 4 of his last 5 decisions, including a 3-0 ledger in August in which he allowed only 9 earned runs in 44.2 innings (7 starts) for a 1.81 ERA...statistically, Vosberg was more successful as a starter, with an 8-5 record and 3.78 ERA, compared to a 1-3 mark and 4.84 ERA in relief.

CAREER HIGHLIGHTS: **1986**—Ed was used as a starter in 24 of 25 appearances for Las Vegas, going 7-8 with a 4.72...he was struggling until August, then as the Stars were competing for the 2nd half division title, his performances improved as he pitched his best ball of the season...Vosberg won 3 straight decisions, allowing only 3 earned runs in 23.2 innings for a 1.14 ERA...he had a season-high 9 K's in a 1-hit shutout of Phoenix on August 19...Ed led the PCL in holding runners on base, with only 2 successful thefts against him in 11 attempts...he got his first taste of the majors in September by appearing in 5 games (3 starts) for the Padres...his lone decision was a 6-3 loss to Cincinnati on September 28 in San Diego. **1985**—Ed completed his second full season at AA with Beaumont and in as many seasons tied for the Texas League lead in starts with 27...he started with a 4-1 record, however, slumped to a 2-8 ledger during June and July...Vosberg closed the year with 3 wins in his last 5 starts. **1984**—Vosberg ranked high in the Texas League in several pitching categories including tied for the top spot in starts (27), tied for 2nd in wins (13), complete games (5) and shutouts (2) and was 2nd in innings pitched (183.2). **1983**—Ed's first year as a pro started with Reno (California League) and finished with a one-game stint at Beaumont...while with Reno, he was 6-6 with a 3.87 ERA in 15 starts...his lone appearance with the Golden Gators was an impressive 2-hit, 7-inning shutout.

PERSONAL: Edward John (Ed) Vosberg...he still resides in his hometown of Tucson, AZ, where he graduated from Salpointe High School in 1979...he was a 3rd round selection of the St. Louis Cardinals in the '79 June draft, however, chose to attend the University of Arizona where he was a member of the 1980 NCAA National Championship team...Ed was drafted again following the '82 college season, this time by Toronto in the 11th round of the June draft, however, chose to remain for his senior year...he signed with San Diego following his collegiate career as a 3rd round choice in the '83 draft...as a youth, Vosberg was a member of the 1973 Little League World Series finalist in Williamsport, PA.

YEAR CLUB	W-L	ERA	G	GS	CG	SHO	SV	IP	H	R	ER	BB	SO
1983 Beaumont	1-0	0.00	1	1	1	1	0	7.0	2	0	0	2	1
Reno	6-6	3.87	15	15	3	0	0	98.0	111	61	42	39	70
1984 Beaumont	13-11	3.43	27	x27	5	2	0	183.2	196	87	70	74	100
1985 Beaumont	9-11	3.91	27	x27	2	1	0	175.0	175	92	76	69	124
1986 Las Vegas	7-8	4.72	25	24	2	1	0	129.2	136	80	68	64	93
SAN DIEGO	0-1	6.59	5	3	0	0	0	13.2	17	11	10	9	8
1987 Las Vegas	9-8	3.92	34	24	3	0	0	167.2	154	88	73	97	98
M.L. Totals	0-1	6.59	5	3	0	0	0	13.2	17	11	10	9	8

x-Tied for league lead.

1983 Signed by the San Diego Padres as a third round selection in the June Free Agent Draft.

VS. NATIONAL LEAGUE

CAREER

Totals	W-L	SV	ERA	G	IP	H	ER
	0-1	0	6.59	5	13.2	17	10
vs. Western Division	0-1	0	6.59	5	13.2	17	10
vs. Atlanta	0-0	0	3.60	1	5.0	7	2
Cincinnati	0-1	0	32.40	2	1.2	7	6
Houston	—	—	—	—	—	—	—
Los Angeles	0-0	0	0.00	1	2.0	0	0
San Francisco	0-0	0	3.60	1	5.0	3	2

MAJOR LEAGUE HITTING TOTALS

	AVG.	AB	H	HR	RBI
Career	.000	2	0	0	0



31 ED WHITSON RHP

B/T: R/R **HT:** 6-3 **WT:** 195

AGE: 32 (Turns 33 on May 19)

BORN: May 19, 1955 in Johnson City, TN

RESIDENCE: Dublin, OH

M.L. SERVICE: 9 years, 159 days

CONTRACT STATUS: Signed thru 1989

HOW OBTAINED: Acquired from the New York Yankees in exchange for pitcher Tim Stoddard, July 9, 1986.

1987 HIGHLIGHTS: Ed was the leading winner on the pitching staff (10), however, it could have been a lot better with a stronger finish...after being 10-7 through July 31, Whitson didn't win again, losing 6 straight decisions covering 13 outings...he did establish personal bests in strikeouts (135) and tied an individual game mark with 10 K's on September 2 in a losing cause to the Mets, 4-3...Ed also had the lowest hit game of his career, allowing only 2 safeties in a 4-1 win over Houston on June 23...that win climaxed a 4-game winning streak in which Whitson had 2 complete games and was involved with a pair of shutouts...it started on May 31 when he combined with Rich Gossage in a 1-0 win over New York, as Ed traveled 7.2 innings allowing only 4 hits and a walk with 5 K's...two starts later he threw his first complete game shutout since 1985, blanking the Giants, 5-0 in Candlestick Park on June 12...all totaled in the 4 victories, Whit allowed only 4 earned runs and 18 hits in 30.2 innings for a 1.17 ERA...he was the recipient of The Broadway/Padres Pitcher-of-the-Month award for 3 consecutive months (May, June and July)...though the club struggled early, Ed was still getting victories, as by May 10 he had 1/2 of the club's win total with 4...his biggest Achilles heel was the home run ball, by establishing a club record with a league leading 36 roundtrippers.

CAREER HIGHLIGHTS: 1986—Ed saw action in each league starting the year with the New York Yankees, then joining the Padres in a July 9 trade for Tim Stoddard...while in the A.L., he was 5-2 with a 7.54 ERA, as the Yanks were using him predominantly in relief...he had a 4-game winning streak, with 3 of those wins coming out of the bullpen...upon joining the Padres, Ed was inserted into the starting rotation going 1-7 in 17 outings (12 starts)...he pitched well in relief for San Diego, allowing only 2 earned runs in 12.0 innings for a 1.50 ERA. **1985**—Eddie returned to the American League in the off-season prior to the '85 campaign signing as a free agent with the New York Yankees...he put together a 10-8 record and 4.88 ERA in 30 starts for the Yanks...at the outset of the season he was unimpressive with a 1-6 record and 6.23 ERA through June 6, however, he turned it around by winning 4 in a row, including a pair of shutouts...in a 6-game span, Whitson compiled a 1.14 ERA by allowing only 6 earned runs in 47.1 innings. **1984**—As a member of the Padres, Ed was a vital cog to the pitching staff that led San Diego to its only N.L. flag...he made

WHITSON (continued)

31 starts, compiling a 14-8 record and 3.24 ERA. . . during one stretch, Whit matched his career best winning streak with 5 in a row and victories in 8 of 9 decisions. . . he was the winning pitcher in the Pads first-ever post-season win, defeating the Cubs, 7-1, with a clutch Game #3 performance. **1983**—Ed's first year with the Padres was an injury plagued season as he pulled a muscle in his left side in spring training to miss the opening of the campaign. . . only 5 days after returning from the pulled muscle, Whitson suffered an injury to his left knee that required arthroscopic surgery and kept him on the disabled list until late May. . . he finished the year with a 5-7 record. **1982**—This was Ed's only season as a member of the Cleveland Indians and his first year of competition in the American League. . . he was acquired by the Tribe from San Francisco for infielder Duane Kuiper during the off-season. . . Whit was used in 40 games, however, made only 9 starts, compiling a 4-2 record and 3.26 ERA with a pair of saves. **1981**—Whitson completed his longest tenure with any major league club, putting the wraps on 2½ seasons with the Giants. . . he was 6-9 in '81 making 22 appearances (all starts) with a 4.02 ERA. **1980**—Although his season record was below .500 (11-13), this was his best all-around year, compiling a career-low ERA of 3.10 and being named to the National League All-Star team (though he did not see action in the game). . . he made 34 starts for S.F., completing 6 and tossing a pair of shutouts. **1979**—Eddie opened the year with the Pirates, the organization he broke into pro ball with in 1974. . . following a 2-3 start in 19 games for the Bucs, he was traded with pitchers Fred Breining and Al Holland to the Giants for infielders Bill Madlock and Lenny Randle and pitcher Dave Roberts on June 28. . . while with S.F., Whitson was 5-8 with a 3.96 ERA and established himself as a starting pitcher, making only 1 relief appearance in 18 outings. **1978**—Started the year with Columbus (AAA) and after a 2-2 mark in 7 outings he was recalled by Pittsburgh where he made 43 relief appearances and put together a 5-6 record and career-best 4 saves. **1977**—Whitson got his first taste of major league ball following an 8-13 performance for Columbus in 26 starts, including 9 complete games. . . during his brief stint with the Pirates he was 1-0 in 5 games, which included a pair of starts. . . his first big league win came vs. Montreal in his initial major league start on September 17. **1976**—This was Ed's best year as a pro, leading the Carolina League in complete games with 16 and tying for the top spot in victories with 15 while hurling for Salem. . . he also led the loop in innings pitched (203) and K's (186). **1975**—Went 8-15 with Charleston, leading the league in losses. **1974**—Eddie's first year in pro ball after signing as a 6th round selection by the Pirates. . . he was 1-4 with Bradenton in 8 starts.

PERSONAL: Eddie Lee Whitson. . . he and wife Kathleen have a daughter, Jennifer (1-6-82). . . Ed attended Unicoi County High School in Erwin, TN, lettering in baseball, football and basketball. . . his heart remains in his home state, as he is an avid follower of the University of Tennessee Volunteer football team. . . Whitson was also a Padre during the 1983-84 seasons before declaring free agency following the '84 campaign. . . he has also pitched for Pittsburgh, San Francisco, Cleveland and the Yankees in 10 major league seasons. . . he was originally a 6th round draft choice of Pittsburgh's in 1974.

YEAR	CLUB	W-L	ERA	G	GS	CG	SHD	SV	IP	H	R	ER	BB	SO
1974	Bradenton	1-4	4.30	8	8	1	0	0	44.0	45	28	21	15	25
1975	Charleston	8-15*	5.07	24	24	5	1	0	142.0	140	*96	*80	99	120
1976	Salem	x15-9	2.53	26	26	*16	2	0	*203.0	168	75	57	65	*186
1977	Columbus	8-13	3.34	26	26	9	0	0	175.0	175	74	65	68	120
			3.38	5	2	0	0	0	16.0	11	6	6	9	10
1978	Columbus	2-2	3.71	7	7	1	0	0	51.0	56	25	21	10	55
	PITTSBURGH	5-6	3.28	43	0	0	0	4	74.0	66	31	27	37	64
1979	PITTSBURGH	2-3	4.34	19	7	0	0	1	57.2	53	36	28	36	31
	SAN FRANCISCO	5-8	3.96	18	17	2	0	0	100.1	98	47	44	39	62
1980	SAN FRANCISCO	11-13	3.10	34	34	6	2	0	212.0	222	88	73	56	90
1981	SAN FRANCISCO	6-9	4.02	22	22	2	1	0	123.0	130	61	55	47	65
1982	CLEVELAND	4-2	3.26	40	9	1	1	2	108.0	91	43	39	58	61
1983	SAN DIEGO	5-7	4.30	31	21	2	0	1	144.1	143	73	69	50	81
	Las Vegas	1-0	6.75	3	3	0	0	0	12.0	15	9	9	5	11
1984	SAN DIEGO	14-8	3.24	31	31	1	0	0	189.0	181	72	68	42	103
1985	NEW YORK (AL)	10-8	4.88	30	30	2	2	0	158.2	201	100	86	43	89
1986	NEW YORK (AL)	5-2	7.54	14	4	0	0	0	37.0	54	37	31	23	27
	SAN DIEGO	1-7	5.59	17	12	0	0	0	75.2	85	48	47	37	46
1987	SAN DIEGO	10-13	4.73	36	34	3	1	0	205.2	197	113	108	64	135
N.L. Totals		60-74	3.95	256	180	16	4	6	1197.2	1186	575	525	417	687
A.L. Totals		19-12	4.62	84	43	3	3	2	303.2	346	180	156	124	177
M.L. Totals		79-86	4.08	340	223	19	7	8	1501.1	1532	755	681	541	864

*-Led League
x-Tied for league lead

WHITSON (continued)

MAJOR LEAGUE HITTING TOTALS

	AVG.	AB	H	HR	RBI
1987	.123	65	8	0	4
Career	.120	317	38	0	15

LEAGUE CHAMPIONSHIP SERIES RECORD

YEAR	CLUB, OPP	W-L	ERA	G	GS	CG	SHO	SV	IP	H	R	ER	BB	SO
1984	S.D. vs. Chi.	1-0	1.13	1	1	0	0	0	8.0	5	1	1	2	6

WORLD SERIES RECORD

YEAR	CLUB, OPP	W-L	ERA	G	GS	CG	SHO	SV	IP	H	R	ER	BB	SO
1984	S.D. vs. Det.	0-0	4.50	1	1	0	0	0	0.2	5	3	3	0	0

- 1974 Signed by the Pittsburgh Pirates as a 6th round selection in the June Free Agent Draft.
- 1979 Traded with pitchers Fred Breining and Al Holland to the San Francisco Giants for infielders Bill Madlock and Lenny Randle and pitcher Dave Roberts, June 28.
- 1981 Traded to the Cleveland Indians for infielder Duane Kuiper, November 16.
- 1982 Traded to the San Diego Padres for pitcher Juan Eichelberger and first baseman-outfielder Broderick Perkins, November 18.
- 1984 Signed as a free agent by the New York Yankees, December 27.
- 1986 Traded to the San Diego Padres for pitcher Tim Stoddard, July 9.

VS. NATIONAL LEAGUE

1987

CAREER

Totals	W-L	SV	ERA	G	IP	H	ER	W-L	SV	ERA	G	IP	H	ER
	10-13	0	4.73	36	205.2	197	108	60-74	6	3.95	256	1197.2	1186	525
vs. Western Division	6-7	0	4.26	20	112.0	100	53	33-48	4	3.69	145	701.2	678	288
vs. Atlanta	1-2	0	5.28	5	29.0	30	17	3-9	2	4.59	28	127.1	135	65
Cincinnati	2-1	0	3.43	4	21.0	16	8	10-8	2	3.37	33	160.1	137	60
Houston	2-0	0	1.09	3	24.2	18	3	5-9	0	3.95	24	98.0	112	43
Los Angeles	0-3	0	12.83	4	13.1	22	19	7-13	0	4.14	31	163.0	159	75
San Francisco	1-1	0	2.25	4	24.0	14	6	4-3	0	2.78	13	68.0	56	21
vs. Eastern Division	4-6	0	5.28	16	93.2	97	55	27-26	2	4.30	111	496.0	508	237
vs. Chicago	1-1	0	5.47	4	24.2	30	15	4-3	0	4.33	18	87.1	90	42
Montreal	0-0	0	3.00	1	6.0	4	2	4-5	0	3.60	21	90.0	89	36
New York	1-2	0	3.74	4	21.2	19	9	5-3	1	3.74	20	65.0	66	27
Philadelphia	0-2	0	8.04	3	15.2	18	14	4-6	0	5.65	23	94.0	106	59
Pittsburgh	1-0	0	4.00	1	9.0	7	4	5-3	0	4.11	12	76.2	75	35
St. Louis	1-1	0	5.94	3	16.2	19	11	5-6	1	4.12	17	83.0	82	38
First Half	8-7	0	4.47	18	108.2	94	54							
Second Half	2-6	0	5.01	18	97.0	103	54							
In April	3-2	0	4.94	5	27.1	23	15							
May	2-4	0	5.18	7	41.2	40	24							
June	3-1	0	3.47	5	33.2	27	13							
July	2-0	0	5.30	6	37.1	43	22							
August	0-2	0	4.50	5	28.0	25	14							
September	0-3	0	4.15	6	34.2	34	16							
October	0-1	0	12.00	2	3.0	5	4							
As Starter	10-13	0	4.75	34	202.2	194	107							
In Relief	0-0	0	3.00	2	3.0	3	1							
Winning Streak				4 Games										
Losing Streak				6 Games										
Home	5-7	0	4.96	19	107.0	101	59							
Away	5-6	0	4.47	17	98.2	96	49							
Night	6-9	0	4.71	25	143.1	136	75							
Day	4-4	0	4.76	11	62.1	61	33							

WHITSON'S CAREER BESTS

Season

- W — 14, 1984
- ERA — 3.10, 1980
- SV — 4, 1978
- IP — 212.0, 1980
- SO — 135, 1987

WINNING STREAK — 5 (3 times)

Single Game

- LOW-HIT — 2, 6/23/87 vs. Hou.
- SO — 10, (twice, last: 9/2/87 vs. NY)





16 MARVELL WYNNE OF

B/T: L/L **HT:** 5-11 **WT:** 185

AGE: 28 (Turns 29 on December 17)

BORN: December 17, 1959 in Chicago, IL

RESIDENCE: Chicago, IL

M.L. SERVICE: 4 years, 110 days

CONTRACT STATUS: Signed thru 1988

HOW OBTAINED: Acquired from the Pittsburgh Pirates in exchange for pitcher Bob Patterson, April 3, 1986.

1987 HIGHLIGHTS: Appearing in 98 games, Marvell was a valuable asset during the season by playing all 3 outfield positions as well as being the most productive pinch hitter with 10 RBI. . .he made 40 starts on the year, 26 in centerfield, 13 in left and 1 in right. . .only his 2nd start of the year produced a record setting performance, when he began the April 13 home opener against San Francisco with a home run. . .immediately after Marvell's dinger, came consecutive homers by Tony Gwynn and John Kruk off of Roger Mason thus establishing a major league standard with 3 straight home runs to start a game. . .Wynne excelled early as a pinch hitter, going 5 for his first 13 (.385) with 6 RBI, however, he tailed off toward the end of the season finishing with only 1 pinch hit in his last 17 attempts. . .he had a pair of 2-RBI pinch hits that stood as game-winners, beating Montreal on May 22 with a 2-run double, then defeating the Phillies on August 29 with a 2-run pinch single. . .Marvell spent 15 days on the disabled list in the middle of the season, when he suffered back spasms while getting out of the way of a pitch in the third inning of a game at Houston on June 9. . .the injury came at a bad time for Wynne, as he had batted .467 (7-for-15) in 4 previous games while playing leftfield. . .despite the injury, Marvell combined June and July for his best production of the year, batting .381 (16-for-42) in 25 games. . .he also shined away from San Diego, batting .315 (34-for-108) in 49 road games compared to a .163 mark (13-for-80) in 49 home contests.

CAREER HIGHLIGHTS: **1986**—Marvell's first year as a Padre saw him bat .264 while matching his career best with 7 home runs as he was again used in a variety of roles, spending a month as the regular centerfielder. . .he had his first career 2-homer game on April 13, hitting a pinch hit homer in the 7th inning off Tom Browning, then hammering the game-winner in the 9th off of Joe Price. . .contrary to '87, Marvell performed best in San Diego during the 1986 season, hitting .311 at home. **1985**—Marvell batted only .205 for Pittsburgh, however, spent much of the season on the disabled list due to ankle sprains. . .he was initially on the injured list from April 20-May 5, then only a month later returned to the D.L. from June 3-18. . .he made 85 starts in centerfield, however, only 4 after August 17 serving as a defensive replacement for the remainder of the year. **1984**—Wynne had his best major league season hitting .266, tying for 4th in the N.L. in triples (11) and finishing 9th in hits (174). . .he was in the starting lineup for the first 154 games of the year, however, strained his left hamstring to miss the remainder of the campaign and snap a string of 178 consecutive starts. . .he had a career-high 16-game hitting streak in June in which he batted .370. . .Marvell led the Bucs in multiple-hit games with 53. **1983**—He opened the season with Tidewater (AAA) in the Mets' organization. . .he was batting .286 in 51 games at the time of his trade to Pittsburgh on June 14. . .Wynne was immediately inserted into the Pirates lineup, starting in 93 of the remaining 107 games in centerfield. . .he got his 1st major league hit on June 15 off of Montreal's Ray Burris in his 1st big league at bat. . .he hit his 1st major league home run 4 days later off of Philadelphia's Charlie Hudson. . .Marvell batted safely in 14 of his first 18 games in the majors at a .319 clip. **1982**—Wynne did not have a great regular season, hitting only .230 with Tidewater, however, he led the Tides in RBI (65) and stolen bases (28). . .he did help lead Tidewater, to the International League title with a .400 average in 6 playoff games. **1981**—Marvell helped lead Jackson (AA) to the Texas League crown, batting .286 and tying a club record with a 16-game hitting streak at mid-season. . .he paced the Mets in games (127), runs (69), hits (142) and doubles (29). **1980**—Wynne had his best year in pro ball, leading the South Atlantic League in triples (15) and total bases (256) as Charleston won the Southern Division title. . .defensively, Marvell led the league in outfield assists with 17 and was named to the league All-Star team. **1979**—He batted .284 in 50 games for Sarasota in the Kansas City organization. . .he was originally signed as a free agent by the Royals on September 3, 1978.

WYNNE (continued)

PERSONAL: Marvell Wynne...he and wife April have a son, Marvell, Jr. (5-7-86)...Marvell's road to the majors started when he was the only player signed out of 200 applicants in a Chicago-area tryout camp held by the Kansas City Royals in 1978...he is a graduate of Hirsch High School in Chicago, where he lettered for 3 years in basketball...Wynne has been traded 3 times in his career, initially from the KC organization to the Mets in 1981, then in 1983 to the Pirates...he became a Padre prior to the start of the 1986 season.

YEAR CLUB	AVG.	G	AB	R	H	2B	3B	HR	RBI	BB	SO	SB
1979 Sarasota	.284	50	190	21	54	6	4	4	28	12	16	9
1980 Charleston	.278	137	*547	106	152	20	*15	18	98	48	71	29
1981 Jackson	.286	127	497	69	142	29	2	4	50	20	73	4
1982 Tidewater	.230	130	512	76	118	15	7	10	65	36	45	28
1983 Tidewater	.286	51	175	32	50	13	1	3	29	18	21	4
1984 PITTSBURGH	.243	103	366	66	89	16	2	7	26	38	52	12
1985 PITTSBURGH	.266	156	653	77	174	24	11	0	39	42	81	24
1986 SAN DIEGO	.205	103	337	21	69	6	3	2	18	18	48	10
1987 SAN DIEGO	.264	137	288	34	76	19	2	7	37	15	45	11
1987 SAN DIEGO	.250	98	188	17	47	8	2	2	24	20	37	11
M.L. Totals	.248	595	1832	215	455	73	20	18	144	133	263	68

*Led League

Game-Winning RBI: 1983-3, 1984-7, 1985-2, 1986-7, 1987-2. Total-21.

1978 Signed as a non-drafted free agent, September 3.

1981 Traded with pitcher John Skinner to the New York Mets for pitcher Juan Berenguer, March 31.

1983 Traded with pitcher Steve Senteney to the Pittsburgh Pirates for catcher Junior Ortiz and pitcher Art Ray, June 14.

1986 Traded to the San Diego Padres for pitcher Bob Patterson, April 3.

VS. NATIONAL LEAGUE

	1987								CAREER				
	AVG.	G	AB	R	H	HR	RBI	AVG.	AB	H	HR	RBI	
Totals	.250	98	188	17	47	2	24	.248	1832	455	18	144	
vs. Western Division	.242	47	91	8	22	1	7	.242	851	206	10	58	
vs. Atlanta	.227	9	22	3	5	0	1	.240	150	36	1	11	
vs. Cincinnati	.455	11	11	0	5	0	1	.186	129	24	4	12	
vs. Houston	.231	7	13	2	3	0	0	.260	146	38	1	6	
vs. Los Angeles	.185	13	27	2	5	0	2	.231	160	37	1	13	
vs. San Francisco	.222	7	18	1	4	1	3	.226	159	36	2	9	
vs. Eastern Division	.258	51	97	9	25	1	17	.254	981	249	8	86	
vs. Chicago	.350	9	20	1	7	0	4	.293	188	55	2	20	
vs. Montreal	.278	9	18	1	5	0	4	.255	192	49	2	22	
vs. New York	.118	9	17	0	2	0	0	.229	192	44	0	12	
vs. Philadelphia	.333	8	15	6	5	1	5	.247	174	43	3	17	
vs. Pittsburgh	.091	7	11	0	1	0	1	.205	44	9	1	7	
vs. St. Louis	.313	9	16	1	5	0	3	.257	191	49	0	8	
First Half	.271	52	111	11	31	1	14						
Second Half	.208	46	77	6	16	1	10						
In April	.250	18	44	3	11	1	6						
May	.250	23	44	4	11	0	6						
June	.368	9	19	4	7	0	2						
July	.391	16	23	0	9	0	5						
August	.133	13	30	4	4	1	5						
September	.200	16	25	2	5	0	0						
October	.000	3	3	0	0	0	0						
Pinch Hitting	.200	35	30	0	6	0	10						
Longest Streak			5 Games										
Home	.163	49	80	4	13	2	13						
Away	.315	49	108	13	34	0	11						
Night	.264	65	106	9	28	1	17						
Day	.232	33	82	8	19	1	7						
vs. Righthanders	.255	77	149	12	38	2	22						
vs. Lefthanders	.231	27	39	5	9	0	2						
Natural Turf	.225	73	138	9	31	2	19						
Artificial Turf	.320	25	50	8	16	0	5						

WYNNE'S CAREER BESTS

Season

AVG. — .266, 1984

HITS — 174, 1984

HR — 7, 1983 & 1986

RBI — 39, 1984

SB — 24, 1984

HITTING

STREAK — 16 games, 1984

Single Game

HITS — 4 (3 times)

HR — 2, 4/13/83 vs. Cin.

RBI — 4, 9/16/83 vs. Mtl.

SB — 2 (3 times)

MANAGER — Larry Bowa (10)

COACHES — Sandy Alomar (2), Pat Dobson (36), Amos Otis (26),
Greg Riddoch (3), Dennis Sommers (34)

1988 SAN DIEGO (Spring)

No.	Pitchers (18)	B-T	HL	WL	Born	Birthplace	Residence
51	Booker, Greg	R-R	6-6	245	6-22-60	Lynchburg, VA	San Diego, CA
32	Comstock, Keith	L-L	6-0	175	12-23-55	San Francisco, CA	San Carlos, CA
48	Davis, Mark	L-L	6-4	200	10-19-60	Livermore, CA	Scottsdale, AZ
54	Gossage, Rich	R-R	6-3	226	7-5-51	Colo. Sp., CO	Colo. Sp., CO
55	Grant, Mark	R-R	6-2	205	10-24-63	Aurora, IL	Encinitas, CA
46	Harris, Greg	R-R	6-2	190	12-1-63	Greensboro, NC	Pittsboro, NC
40	Hawkins, Andy	R-R	6-3	217	1-21-60	Waco, TX	San Diego, CA
25	Hayward, Ray	L-L	6-1	194	4-27-61	Enid, OK	Oklahoma City, OK
45	Jones, Jimmy	R-R	6-2	190	4-20-64	Dallas, TX	Dallas, TX
52	Leiper, Dave	L-L	6-1	160	6-18-62	Whittier, CA	Plano, TX
49	Maysey, Matt	R-R	6-4	210	1-8-67	Hamilton, Ont, CAN	Edgewater, FL
41	McCullers, Lance	S-R	6-1	218	3-8-64	Tampa, FL	Lutz, FL
37	Nolte, Eric	L-L	6-3	200	4-28-64	Canoga Park, CA	Hemet, CA
30	Show, Eric	R-R	6-1	190	5-19-56	Riverside, CA	San Diego, CA
53	Sierra, Candy	R-R	6-2	190	3-27-67	Rio Piedras, PR	Loiza, PR
44	Simmons, Todd	R-R	6-4	210	9-11-63	Bellflower, CA	Bellflower, CA
50	Vosberg, Ed	L-L	6-1	190	9-28-61	Tucson, AZ	Tucson, AZ
31	Whitson, Ed	R-R	6-3	195	5-19-55	Johnson City, TN	Dublin, OH
No.	Catchers (3)	B-T	HL	WL	Born	Birthplace	Residence
17	Alomar Jr., Sandy	R-R	6-5	200	6-18-66	Salinas, PR	Salinas, PR
27	Parent, Mark	R-R	6-5	224	9-16-61	Ashland, OR	Anderson, CA
9	Santiago, Benito	R-R	6-1	185	3-9-65	Ponce, PR	Isabel, PR
No.	Infielders (9)	B-T	HL	WL	Born	Birthplace	Residence
12	Alomar, Roberto	S-R	6-0	155	2-5-68	Salinas, PR	Salinas, PR
35	Brown, Chris	R-R	6-2	210	8-15-61	Jackson, MS	Woodland Hills, CA
4	Cora, Joey	S-R	5-8	150	5-14-65	Caguas, PR	Caguas, PR
11	Flannery, Tim	L-R	5-11	181	9-29-57	Tulsa, OK	Encinitas, CA
8	Kruk, John	L-L	5-10	195	2-9-61	Charleston, WV	Keyser, WV
7	Nelson, Rob	L-L	6-4	215	5-17-64	Pasadena, CA	South Pasadena, CA
29	Pounders, Brad	R-R	6-4	200	9-1-63	Riverside, CA	Riverside, CA
5	Ready, Randy	R-R	5-11	180	1-8-60	San Mateo, CA	Tucson, CA
1	Templeton, Garry	S-R	6-0	192	3-24-57	Lockey, TX	Poway, CA
No.	Outfielders (8)	B-T	HL	WL	Born	Birthplace	Residence
28	Abner, Shawn	R-R	6-1	190	6-17-66	Hamilton, OH	Mechanicsburg, PA
47	Byers, Randell	L-L	6-2	180	10-2-64	Bridgeton, NJ	Bridgeton NJ
24	Clark, Jerald	R-R	6-4	189	8-10-63	Crockett, TX	Crockett, TX
19	Gwynn, Tony	L-L	5-11	199	5-9-60	Los Angeles, CA	Poway, CA
22	Jefferson, Stan	S-R	5-11	175	12-4-62	New York, NY	Bronx, NY
23	Mack, Shane	R-R	6-0	185	12-7-63	Los Angeles, CA	Cerritos, CA
14	Martinez, Carmelo	R-R	6-2	220	7-28-60	Dorado, PR	Dorado, PR
16	Wynne, Marvell	L-L	5-11	185	12-17-59	Chicago, IL	Pittsburgh, PA

1 Garry Templeton, inf
2 Sandy Alomar, coach
3 Greg Riddoch, coach
4 Joey Cora, inf
5 Randy Ready, inf
7 Rob Nelson, inf
8 John Kruk, inf/of
9 Benito Santiago, c

10 LARRY BOWA, MGR
11 Tim Flannery, inf
12 Roberto Alomar, inf
14 Carmelo Martinez, inf/of
16 Marvell Wynne, of
17 Sandy Alomar, Jr., c
19 Tony Gwynn, of

22 Stan Jefferson, of
23 Shane Mack, of
24 Jerald Clark, of
25 Ray Hayward, lhp
26 Amos Otis, coach
27 Mark Parent, c
28 Shawn Abner, of

TEAM PHYSICIAN — Scripps Clinic Medical Staff
 TRAINER — Dick Dent
 ASSISTANT TRAINER — Larry Duensing
 TRAVELING SECRETARY — John "Doc" Mattei
 EQUIPMENT MANAGER — Brian Prilaman

PADRES ROSTER

Training)

1987 Club	W-L	ERA	G	GS	CG	SV	IP	H	ER	BB	SO	ML Serv	
SAN DIEGO	1-1	3.16	44	0	0	1	68.1	62	24	30	17	2.111	
Phoenix	4-2	2.77	17	1	0	2	39.0	24	12	23	35		
San Francisco	2-0	2.05	15	0	0	1	20.2	19	7	10	21		
SAN DIEGO	0-1	5.50	26	0	0	0	36.0	33	22	21	38	0.154	
San Francisco	4-5	3.71	20	11	1	0	70.2	72	37	28	51		
SAN DIEGO	5-3	3.18	43	0	0	2	62.1	51	22	31	47	5.007	
SAN DIEGO	5-4	3.12	40	0	0	11	52.0	47	18	19	44	15.122	
San Francisco	1-2	3.54	16	1	0	1	61.0	66	24	21	32		
Phoenix	2-1	3.13	3	3	2	0	23.0	20	8	5	12		
SAN DIEGO	6-7	4.66	17	17	2	0	102.1	104	53	52	58	1.102	
Wichita	12-11	4.28	27	27	7	0	174.1	205	83	49	170	0.000	
SAN DIEGO	3-10	5.05	24	20	0	0	117.2	131	66	49	51	5.015	
Las Vegas	8-5	3.15	23	22	0	0	137.1	135	48	77	111		
SAN DIEGO	0-0	16.50	4	0	0	0	6.0	12	11	3	2	0.040	
Las Vegas	2-0	5.92	4	4	1	0	24.1	24	16	8	11		
SAN DIEGO	9-7	4.14	30	22	2	0	145.2	154	67	54	51	1.009	
Oakland	2-1	3.78	45	0	0	1	52.1	49	22	18	33		
SAN DIEGO	1-0	4.50	12	0	0	1	16.0	16	8	5	10	1.151	
Charleston	14-11	3.17	41	18	5	6	150.1	112	53	59	143	0.000	
SAN DIEGO	8-10	3.72	78	0	0	16	123.1	115	51	59	126	2.057	
Reno	3-4	4.36	11	11	1	0	64.0	76	31	24	47		
Wichita	4-2	2.88	10	10	2	0	75.0	62	24	19	67		
SAN DIEGO	2-6	3.21	12	12	1	0	67.0	57	24	36	44	0.066	
SAN DIEGO	8-16	3.84	34	34	5	0	206.1	188	88	85	117	6.034	
Wichita	8-5	3.95	19	18	4	0	114.0	120	50	42	89	0.000	
Las Vegas	7-7	3.04	75	0	0	22	112.1	85	38	64	120	0.000	
Las Vegas	9-8	3.92	34	24	3	0	167.2	154	73	97	98	0.029	
SAN DIEGO	10-13	4.73	36	34	3	0	205.2	197	108	64	135	9.159	
1987 Club	AVG.	G	AB	R	H	2B	3B	HR	RBI	BB	SO	SB	ML Serv.
Wichita	.307	103	375	50	115	19	1	8	65	21	37	1	0.000
Las Vegas	.292	105	387	50	113	23	2	4	42	38	53	2	
SAN DIEGO	.080	12	25	0	2	0	0	0	2	0	9	0	0.075
SAN DIEGO	.300	146	546	64	164	33	2	18	79	16	112	21	1.022
1987 Club	AVG.	G	AB	R	H	2B	3B	HR	RBI	BB	SO	SB	ML Serv.
Wichita	.319	130	536	88	171	41	4	12	68	49	74	43	0.000
San Francisco	.242	38	132	17	32	6	0	6	17	9	16	1	
SAN DIEGO	.232	44	155	17	36	3	0	6	23	11	30	3	3.028
SAN DIEGO	.237	77	241	23	57	7	2	0	13	28	26	15	0.092
Las Vegas	.276	81	293	50	81	9	1	1	23	62	39	12	
SAN DIEGO	.228	106	276	23	63	5	1	0	20	42	30	2	7.128
SAN DIEGO	.313	138	447	72	140	14	2	20	91	73	93	18	2.000
Oakland	.167	7	24	1	4	1	0	0	0	0	12	0	
Tacoma	.215	120	413	68	89	19	3	20	74	97	132	5	
SAN DIEGO	.091	10	11	0	1	0	0	0	1	1	8	0	0.070
Wichita	.314	79	309	63	97	16	0	27	89	33	79	0	0.000
Las Vegas	.233	52	172	21	40	7	0	4	20	24	58	0	
SAN DIEGO	.309	124	350	69	108	26	6	12	54	67	44	7	2.165
SAN DIEGO	.222	148	510	42	113	13	5	5	48	42	92	14	11.057
1987 Club	AVG.	G	AB	R	H	2B	3B	HR	RBI	BB	SO	SB	ML Serv.
Las Vegas	.300	105	406	60	122	14	11	11	85	26	68	11	
SAN DIEGO	.277	16	47	5	13	3	1	2	7	2	9	1	0.028
Las Vegas	.274	121	463	58	127	22	9	12	76	31	64	14	
SAN DIEGO	.313	10	16	1	5	1	0	0	1	1	5	0	0.028
Wichita	.313	132	531	86	166	36	8	18	95	40	82	6	0.000
SAN DIEGO	.370	157	589	119	218	36	13	7	54	82	35	56	5.077
SAN DIEGO	.230	116	422	59	97	8	7	8	29	39	92	34	1.029
Las Vegas	.336	39	152	38	51	11	1	5	26	19	32	13	
SAN DIEGO	.239	105	238	28	57	11	3	4	25	18	47	4	0.133
SAN DIEGO	.273	139	447	59	122	21	2	15	70	70	82	5	4.042
SAN DIEGO	.250	98	188	17	47	8	2	2	24	20	37	11	4.110

29 Brad Pounders, of
 30 Eric Show, rhp
 31 Ed Whitson, rhp
 32 Keith Comstock, lhp
 34 Dennis Sommers, coach
 35 Chris Brown, inf
 36 Pat Dobson, coach

37 Eric Nolte, lhp
 40 Andy Hawkins, rhp
 41 Lance McCullers, rhp
 44 Todd Simmons, rhp
 45 Jimmy Jones, rhp
 46 Greg Harris, rhp
 47 Randell Byers, of

48 Mark Davis, lhp
 49 Matt Maysey, rhp
 50 Ed Vosberg, lhp
 51 Greg Booker, rhp
 52 Dave Leiper, rhp
 53 Candy Sierra, rhp
 54 Rich Gossage, rhp
 55 Mark Grant, rhp

NON-ROSTER INVITEES

15

BRUCE BOCHY

C

HT: 6-4 WT: 234 B/T: R/R HOMETOWN: San Diego, CA

BORN: April 16, 1955 in Landes de Boussac, France

HOW ACQUIRED: Signed as a free agent, Feb. 23, 1983.

Bruce joined the Padres organization prior to the 1983 season and for the last 3 full years has been the backup catcher and used often as a pinch hitter. . .in 1987, Bochy appeared in only 38 games and batted .160. . .he was 1-for-12 as a pinch hitter. . .1986 was his best year in the majors, as he batted .252, and added a career best 9 doubles, 8 homers and 22 RBI. . .he had a pair of last at bat pinch hit homers in '86 and was a .350 hitter overall off the bench. . .he is slated to be employed in the dual role of player/coach at Las Vegas in 1988.

CAREER RECORD

YEAR CLUB	AVG.	G	AB	R	H	2B	3B	HR	RBI	BB	SO	SB
1975 Covington	.338	37	145	31	49	9	0	4	34	11	18	0
1976 Columbus	.230	69	230	9	53	6	0	0	16	14	30	0
Dubuque	.243	30	103	9	25	4	0	1	8	12	11	1
1977 Cocoa	.253	128	430	40	109	18	2	3	35	35	50	0
1978 Columbus	.268	79	261	25	70	10	2	7	34	13	30	0
HOUSTON	.266	54	154	8	41	8	0	3	15	11	35	0
1979 HOUSTON	.217	56	129	11	28	4	0	1	6	17	25	0
1980 HOUSTON	.182	22	22	0	4	1	0	0	0	0	0	0
1981 Tidewater	.227	85	269	23	61	11	2	8	38	22	47	0
1982 Tidewater	.227	81	251	32	57	11	0	15	52	19	47	2
NEW YORK (NL)	.306	17	49	4	15	4	0	2	8	4	6	0
1983 Las Vegas	.303	42	145	28	44	8	1	11	33	15	25	3
SAN DIEGO	.214	23	42	2	9	1	1	0	3	0	9	0
1984 Las Vegas	.264	34	121	18	32	7	0	7	22	17	13	0
SAN DIEGO	.228	37	92	10	21	5	1	4	15	3	21	0
1985 SAN DIEGO	.268	48	112	16	30	2	0	6	13	6	30	0
1986 SAN DIEGO	.252	63	127	16	32	9	0	8	22	14	23	1
1987 SAN DIEGO	.160	33	75	8	12	3	0	2	11	11	21	0
M.L. Totals	.239	333	802	75	192	37	2	26	93	66	170	1

20

GARY GREEN

SS

HT: 6-3 WT: 170 B/T: R/R HOMETOWN: Pittsburgh, PA

BORN: January 14, 1962 in Pittsburgh, PA

HOW ACQUIRED: Selected as a supplemental pick in the 1st round of the June 1984 draft.

Gary spent the entire '87 campaign at Las Vegas, his 2nd season there. . .the slick fielding Green led PCL shortstops in both fielding pct. with a .973 mark (13 errors in 483 chances) and double plays with 75. . .at the plate, Gary had a .237 average with 32 RBI. . .a good bunter, he led the PCL in sacrifices with 14. . .his only taste of the majors came in September of 1986 after completing his first season at AAA. . .while with the Padres, Green made 12 starts and batted .212. . .his first big league hit was a double in his 2nd at bat off of Houston's Mike Scott. . .Gary was a member of the 1984 U.S. Olympic team, then signed with the Padres. . .as a collegian, he was a shortstop at Oklahoma State University making annual visits to the College World Series.

CAREER RECORD

YEAR CLUB	AVG.	G	AB	R	H	2B	3B	HR	RBI	BB	SO	SB
1985 Beaumont	.257	119	409	45	105	17	1	1	51	27	54	8
1986 Las Vegas	.249	129	417	42	104	11	3	0	40	29	46	3
SAN DIEGO	.212	13	33	2	7	1	0	0	2	1	11	0
1987 Las Vegas	.237	111	337	32	80	8	2	1	32	35	58	2
M.L. Totals	.212	13	33	2	7	1	0	0	2	1	11	0

NON-ROSTER (continued)

33 THOMAS HOWARD OF

HT: 6-0 WT: 198 B/T: S/R HOMETOWN: Germantown, OH

BORN: December 11, 1964 in Middletown, OH

HOW ACQUIRED: Selected in the 1st round of the June 1986 free agent draft.

In only his 2nd professional season, Thomas played for the Texas League champion Wichita Pilots...he finished 5th in the loop in batting with a .332 mark with 14 homers, 60 RBI and 26 stolen bases...Howard's first year as a pro was split between the Rookie League Spokane club and the Class A Reno Padres...at Spokane, Thomas batted .418 in just 13 games with 17 RBI and earned a quick promotion, where he batted .256 in 61 games at Reno...Howard was the 11th player chosen overall in the 1986 June draft...aside from his baseball talents, he was a quarterback at Ball State University.

CAREER RECORD

YEAR CLUB	AVG.	G	AB	R	H	2B	3B	HR	RBI	BB	SO	SB
1986 Spokane	.418	13	55	16	23	3	3	2	17	3	9	2
Reno	.256	61	223	35	57	7	3	10	39	34	49	10
1987 Wichita	.332	113	401	72	133	27	4	14	60	36	72	26

39 JOEL McKEON LHP

(Pronounced McCune)

HT: 6-0 WT: 185 B/T: L/L HOMETOWN: Hollywood, FL

BORN: February 25, 1963 in Covington, KY

HOW ACQUIRED: Trade with Chicago White Sox for Ed Wojna, Feb. 11, 1988

Joel split the '87 season between the majors with the White Sox and AAA with the Hawaii Islanders...he had a rough go with Chicago, compiling a 1-2 record with a 9.43 ERA in 13 relief outings (22 ER in 21.0 IP)...he was more successful with Hawaii, going 6-4 in 19 appearances, 9 of which were as a starter...McKeon had an excellent '86 campaign, not allowing an earned run in 8.1 innings of AAA (Buffalo), then coming to Chicago, where he was 3-1 with a save and 2.45 ERA in 30 relief appearances...his season was cut short when he contracted hepatitis in late-July and did not appear again...Joel was used exclusively as a starter in the organization during his first 3 years, before moving to the bullpen...he was the White Sox' first round selection in the secondary phase of the June, 1982 free agent draft.

CAREER RECORD

YEAR CLUB	W-L	ERA	G	GS	CG	SHO	SV	IP	H	R	ER	BB	SO
1982 Sarasota	3-1	1.86	4	4	3	2	1	29.0	22	7	6	2	43
Glen Falls	5-2	3.00	7	7	1	0	0	45.0	44	19	15	15	23
1983 Appleton	5-5	2.62	19	19	1	1	0	100.0	74	34	29	58	110
1984 Glen Falls	2-3	3.65	45	5	0	0	2	66.2	52	33	27	46	56
1985 Buffalo	6-4	3.72	49	5	0	0	12	82.1	85	40	34	36	62
1986 Buffalo	1-0	0.00	5	0	0	0	0	8.1	1	4	0	6	8
CHICAGO	3-1	2.45	30	0	0	0	1	33.0	18	10	9	17	18
1987 Hawaii	6-4	6.26	19	9	1	0	1	69.0	84	52	48	40	45
CHICAGO	1-2	9.43	13	0	0	0	0	21.0	27	22	22	15	14

1988 NATIONAL LEAGUE UMPIRES

- | | |
|--------------------|-----------------------|
| 2 Jerry Crawford | 20 Tom Hallion |
| 4 Mark Hirschbeck | *21 Harry Wendelstedt |
| *5 Bob Engel | 22 Joe West |
| *6 Bruce Froemming | *23 Lee Weyer |
| 7 Eric Gregg | 25 Charlie Williams |
| *8 Doug Harvey | 26 Dave Pallone |
| *9 John Kibler | 27 Steve Rippley |
| 10 John McSherry | 28 Fred Brocklander |
| 11 Ed Montague | 29 Bill Hohn |
| 12 Gerry Davis | 30 Randy Marsh |
| 14 Frank Pulli | 31 Bob Davidson |
| 15 Jim Quick | 32 Dana DeMuth |
| 16 Dutch Rennert | 34 Greg Bonin |
| 17 Paul Runge | 35 Gary Darling |
| 19 Terry Tata | 39 Larry Poncino |
| | Mike Winters |
- *-Crew Chief

HOW THE 1988 PADRES WERE BUILT

Free Agent Draft: (17)

	Draft	Phase	Round
Greg Booker	1981-June	Regular	10
Randell Byers	1984-January	Secondary	1
Jerald Clark	1985-June	Regular	12
Joey Cora	1985-June	Regular	1
Tim Flannery	1978-June	Regular	6
Tony Gwynn	1981-June	Regular	3
Greg Harris	1985-June	Regular	10
Andy Hawkins	1978-June	Regular	1
Jimmy Jones	1982-June	Regular	1
John Kruk	1981-June	Secondary	3
Shane Mack	1984-June	Regular	1
Matt Maysey	1985-June	Regular	7
Eric Nolte	1985-June	Regular	6
Mark Parent	1979-June	Regular	4
Brad Pounders	1984-June	Regular	3
Eric Show	1978-June	Regular	18
Ed Vosberg	1983-June	Regular	3

Acquired by Trade: (17)

	From (Date)
Shawn Abner (of)	Mets (12/11/86)
with Kevin Mitchell (inf), Stan Jefferson (of), Kevin Brown (p) and Kevin Armstrong (p)	for Kevin McReynolds (of), Gene Walter (p) and Adam Ging (inf).
Chris Brown (inf)	Giants (7/4/87)
with Keith Comstock (p), Mark Davis (p) and Mark Grant (p)	for Dave Dravecky (p), Craig Lefferts (p) and Kevin Mitchell (inf).
Mike Brumley (inf)	Cubs (2-12-88)
with Keith Moreland (of)	for Rich Gossage (p) and Ray Hayward (p).
Keith Comstock (p)	Giants (7/4/87)
with Chris Brown (inf), Mark Davis (p) and Mark Grant (p)	for Dave Dravecky (p), Craig Lefferts (p) and Kevin Mitchell (inf).
Mark Davis (p)	Giants (7/4/87)
with Chris Brown (inf), Keith Comstock (p) and Mark Grant (p)	for Dave Dravecky (p), Craig Lefferts (p) and Kevin Mitchell (inf).
Mark Grant (p)	Giants (7/4/87)
with Chris Brown (inf), Keith Comstock (p) and Mark Davis (p)	for Dave Dravecky (p), Craig Lefferts (p) and Kevin Mitchell (inf).
Stan Jefferson (of)	Mets (12/11/86)
with Shawn Abner (of), Kevin Mitchell (inf), Kevin Brown (p) and Kevin Armstrong (p)	for Kevin McReynolds (of), Gene Walter (p) and Adam Ging (inf).
Dave Leiper (p)	A's (8/31/87)
with Rob Nelson (inf)	for Storm Davis (p).
Carmelo Martinez (inf)	Cubs (12/7/83)
with Craig Lefferts (p)	in a 3-way trade that sent Gary Lucas (p) to Montreal and Scott Sanderson (p) to Chicago.
Lance McCullers (p)	Phillies (9/20/83)
with Marty Decker (p), Darren Burroughs (p) and Ed Wojna (p)	for Sixto Lezcano (of) and Steve Fireovid (p).
Keith Moreland (of)	Cubs (2-12-88)
with Mike Brumley (inf)	for Rich Gossage (p) and Ray Hayward (p)
Rob Nelson (inf)	A's (9/8/87)
with Dave Leiper (p)	for Storm Davis (p).
Randy Ready (inf)	Brewers (6/12/86)
for Tim Pyznarski (if).	
Todd Simmons (p)	White Sox (12/6/84)
with LaMarr Hoyt (p) and Kevin Kristan (p)	for Tim Lollar (p), Luis Salazar (inf), Ozzie Guillen (inf) and Bill Long (p).
Garry Templeton (ss)	Cardinals (2/11/82)
for Ozzie Smith (ss).	
Ed Whitson (p)	Yankees (7/9/86)
for Tim Stoddard (p).	
Marvell Wynne (of)	Pirates (4/3/86)
for Bob Patterson (p).	

Signed as Free Agents: (4)

	Date		Date
Roberto Alomar	2/16/85	Benito Santiago	9/1/82
Sandy Alomar, Jr.	10/21/85	Candy Sierra	5/29/83

1987 in Review



*Benito Santiago
doubles for record
34th straight game.*

Photo by Doug Herman

1987 PADRES

Date	D/N	Opponent	Score	Rec.	Pos.	GB	Winning Pitcher
4/6	D	at San Francisco	0-1(12)	0-1	T4	-1	J. Robinson
4/7	N	at San Francisco	3-4	0-2	T5	-2	LaCoss
4/8	D	at San Francisco	1-2	0-3	T5	-3	Mason
4/10	N	at Cincinnati	3-6	0-4	5	-4½	Murphy
4/11	D	at Cincinnati	1-5	0-5	6	-5	Browning
4/12	D	at Cincinnati	5-2	1-5	6	-5	WHITSON (1-1)
4/13	N	San Francisco	6-13	1-6	6	-5	Gott
4/14	N	San Francisco	2-3	1-7	6	-5½	Grant
4/15	N	San Francisco	0-1	1-8	6	-6½	Downs
4/16	D	Los Angeles	3-2(10)	2-8	6	-6	McCULLERS (R, 1-0)
4/17	N	Los Angeles	3-5	2-9	6	-6	Valenzuela
4/18	D	Los Angeles	2-5	2-10	6	-7	Howell
4/19	D	Los Angeles	1-0	2-11	6	-8	Welch
4/20	N	Cincinnati	3-12	2-12	6	-9	Hoffman
4/21	N	Cincinnati	3-2	3-12	6	-8	McCULLERS (R, 2-1)
4/22	N	Cincinnati	6-3	4-12	6	-7	WHITSON (2-2)
4/23	D	Cincinnati	2-3	4-13	6	-7½	Browning
4/24	N	at Los Angeles	0-5	4-14	6	-8½	Welch
4/25	N	at Los Angeles	2-4	4-15	6	-9½	Hershiser
4/26	D	at Los Angeles	4-0	5-15	6	-9½	SHOW (C, 1-1)
4/28	N	at St. Louis	5-2	6-15	6	-9	WHITSON (3-2)
4/29	N	at St. Louis	6-10	6-16	6	-9	Worrell
4/30	D	at St. Louis	4-5	6-17	6	-10	Mathews
5/1	D	at Chicago	5-7	6-18	6	-10½	DiPino
5/2	D	at Chicago	3-7	6-19	6	-10½	Trout
5/3	D	at Chicago	2-4	6-20	6	-11½	Sutcliffe
5/4	N	Pittsburgh	9-5	7-20	6	-11	S. DAVIS (1-4)
5/5	N	Pittsburgh	8-10	7-21	6	-12	Walk
5/6	N	St. Louis	0-3	7-22	6	-12	Magrane
5/7	D	St. Louis	10-17	7-23	6	-12½	Forsch
5/8	N	Chicago	3-6	7-24	6	-13½	Sutcliffe
5/9	N	Chicago	2-5	7-25	6	-14½	Maddux
5/10	D	Chicago	14-2	8-25	6	-13½	WHITSON (4-4)
5/12	N	at Pittsburgh	5-12	8-26	6	-14	Reuschel
5/13	N	at Pittsburgh	5-9	8-27	6	-14	Walk
5/14	N	at Pittsburgh	3-10	8-28	6	-15	Fisher
5/15	N	at Philadelphia	4-7	8-29	6	-15	Rawley
5/16	N	at Philadelphia	0-9	8-30	6	-15	Carman
5/17	D	at Philadelphia	6-5	9-30	6	-14	HAWKINS (1-5)
5/18	N	at New York	7-5	10-30	6	-13½	DRAVECKY (1-3)
5/19	N	at New York	4-5	10-31	6	-14	McDowell
5/20	N	at New York	3-10	10-32	6	-15	Aguilera
5/22	N	Montreal	5-3	11-32	6	-15	HAWKINS (2-5)
5/23	N	Montreal	0-6	11-33	6	-15	Heaton
5/24	D	Montreal	1-2	11-34	6	-16	Youmans
5/25	N	Philadelphia	4-6	11-35	6	-16	Schatzeder
5/26	N	Philadelphia	1-3	11-36	6	-16	Rawley
5/27	N	Philadelphia	4-6	11-37	6	-16	Carman
5/29	N	New York	4-5	11-38	6	-16	Leach
5/30	N	New York	0-3	11-39	6	-17	Fernandez
5/31	D	New York	1-0	12-39	6	-16½	WHITSON (5-6)
6/2	N	at Montreal	2-6	12-40	6	-17½	B. Smith
6/3	N	at Montreal	3-4	12-41	6	-18½	Heaton
6/4	N	at Montreal	5-8	12-42	6	-19	Youmans
6/5	N	at Atlanta	10-3	13-42	6	-19	SHOW (C, 2-7)
6/6	N	at Atlanta	5-3	14-42	6	-19	WHITSON (6-6)
6/7	D	at Atlanta	12-13	14-43	6	-19	Garber
6/8	N	at Houston	5-4	15-43	6	-19	LEFFERTS (R, 1-2)
6/9	N	at Houston	0-1	15-44	6	-19	Darwin
6/10	N	at Houston	1-10	15-45	6	-19	Scott
6/11	N	at San Francisco	0-1	15-46	6	-19	Downs
6/12	N	at San Francisco	5-0	16-46	6	-18	WHITSON (C, 7-6)
6/13	D	at San Francisco	11-2	17-46	6	-18	HAWKINS (3-7)
6/14	D	at San Francisco	4-1	18-46	6	-18	DRAVECKY (C, 2-6)
6/16	N	Los Angeles	3-2	19-46	6	-16½	McCULLERS (R, 3-3)
6/17	D	Los Angeles	8-7	20-46	6	-16½	LEFFERTS (R, 2-2)
6/18	N	San Francisco	3-1	21-46	6	-16½	S. DAVIS (2-7)
6/19	N	San Francisco	6-7	21-47	6	-16½	J. Robinson
6/20	N	San Francisco	10-4	22-47	6	-15½	JONES (R, 1-3)
6/21	D	San Francisco	2-11	22-48	6	-16½	Downs
6/23	N	Houston	4-1	23-48	6	-16½	WHITSON (C, 8-6)
6/24	N	Houston	7-12	23-49	6	-17½	Andersen
6/25	D	Houston	4-1	24-49	6	-16½	DRAVECKY (3-6)
6/26	N	Atlanta	5-1	25-49	6	-16½	SHOW (3-9)
6/27	N	Atlanta	8-4	26-49	6	-15½	McCULLERS (R, 4-5)
6/28	D	Atlanta	2-5	26-50	6	-15½	Puleo
6/29	N	at Los Angeles	3-0	27-50	6	-15	JONES (R, 2-3)
6/30	N	at Los Angeles	0-4	27-51	6	-16	Hershiser
7/1	N	at Los Angeles	4-0	28-51	6	-15½	SHOW (C, 4-9)
7/3	N	at Montreal	1-2	28-52	6	-16½	Youmans
7/4	N	at Montreal	3-4	28-53	6	-17½	Burke
7/5	D	at Montreal	3-2	29-53	6	-17½	GOSSAGE (R, 1-1)

DAY-BY-DAY RECORD

Losing Pitcher	Daily Att.	Home Op.No.	Att. Total	Road Op.No.	Att. Total
DRAVECKY (R, 0-1)	52,020			1	52,020
WHITSON (0-1)	11,670			2	63,690
HAWKINS (0-1)	9,618			3	73,308
DRAVECKY (R, 0-2)	26,305			4	99,613
SHOW (0-1)	19,621			5	119,234
Hoffman	23,236			6	142,740
DRAVECKY (R, 0-3)	48,686	1	48,686		
WOJNA (0-1)	13,327	2	62,013		
S. DAVIS (0-1)	14,616	3	76,629		
Young	28,686	4	105,315		
WHITSON (1-2)	34,731	5	140,046		
McCULLERS (R, 1-1)	29,915	6	160,961		
WOJNA (0-2)	16,430	7	177,391		
S. DAVIS (0-2)	11,295	8	188,686		
Murphy	12,983	9	201,669		
Landrum	13,852	10	215,521		
HAWKINS (0-2)	15,966	11	231,487		
WOJNA (0-3)	48,980			7	191,450
S. DAVIS (0-3)	48,687			8	240,137
Honeycutt	48,116			9	288,253
Conroy	25,573			10	313,826
McCULLERS (R, 2-2)	22,575			11	336,401
S. DAVIS (0-4)	24,084			12	360,485
McCULLERS (R, 2-3)	16,100			13	376,585
WHITSON (3-3)	25,428			14	402,013
HAWKINS (0-3)	27,202			15	429,215
Patterson	22,306	12	253,793		
SHOW (1-2)	12,642	13	266,435		
WHITSON (3-4)	11,937	14	278,372		
HAWKINS (0-4)	15,607	15	293,979		
S. DAVIS (1-5)	46,533	16	340,512		
SHOW (1-3)	19,088	17	359,600		
Moyer	14,682	18	374,282		
HAWKINS (0-5)	5,744			16	434,959
LEFFERTS (R, 0-1)	7,916			17	442,875
SHOW (1-4)	5,592			18	448,467
WHITSON (4-5)	22,907			19	471,374
JONES (0-1)	21,713			20	493,087
Jackson	34,964			21	528,051
Darling	20,693			22	548,744
SHOW (1-5)	20,820			23	569,564
WHITSON (4-6)	19,571			24	589,135
Brown	11,462	19	385,744		
DRAVECKY (1-4)	47,184	20	432,928		
SHOW (1-6)	12,939	21	445,867		
DRAVECKY (R, 1-6)	11,504	22	457,371		
JONES (0-2)	9,347	23	466,718		
HAWKINS (2-6)	8,164	24	474,882		
LEFFERTS (R, 0-2)	19,330	25	494,212		
SHOW (1-7)	19,071	26	513,283		
Mitchell	17,911	27	531,094		
JONES (0-3)	18,254			25	607,389
HAWKINS (2-7)	16,921			26	624,310
S. DAVIS (R, 1-6)	13,677			27	637,987
Alexander	14,278			28	652,265
McWilliams	20,557			29	672,822
BOOKER (R,0-1)	15,789			30	688,611
Knepper	14,756			31	703,367
DRAVECKY (1-6)	11,511			32	714,878
S. DAVIS (1-7)	18,557			33	733,435
SHOW (2-8)	6,982			34	740,417
LaCoss	12,577			35	752,994
Hammaker	19,499			36	772,493
M. Davis	27,249			37	799,472
Pena	22,968	28	554,062		
Holton	23,461	29	577,523		
Hammaker	13,856	30	591,379		
McCULLERS (R, 3-4)	19,288	31	610,667		
J. Robinson	50,494	32	661,161		
SHOW (2-9)	19,856	33	681,017		
Ryan	12,722	34	693,739		
McCULLERS (R, 3-5)	17,483	35	711,222		
Scott	15,959	36	727,181		
Mahler	13,266	37	740,447		
Dedmon	26,276	38	766,723		
WHITSON (8-7)	16,724	39	783,447		
Welch	42,738			38	842,480
DRAVECKY (3-7)	31,578			39	874,058
Honeycutt	45,722			40	919,780
HAWKINS (3-8)	21,193			41	940,973
GOSSAGE (R, 0-1)	20,905			42	961,878
Parrett	20,563			43	982,441

1987 PADRES

Date	D/N	Opponent	Score	Rec.	Pos.	GB	Winning Pitcher
7/6	D	at Chicago	0-7	29-54	6	-17½	Trout
7/7	D	at Chicago	5-7	29-55	6	-17½	Sanderson
7/8	D	at Chicago	8-12	29-56	6	-18	Lancaster
7/10	N	at Pittsburgh	5-6(11)	29-57	6	-18	D. Robinson
7/11	N	at Pittsburgh	3-1	30-57	6	-17	GRANT (2-3)
7/12	D	at Pittsburgh	2-4	30-58	6	-17	Dunne
7/16	N	St. Louis	9-8(10)	31-58	6	-16	McCULLERS (R, 5-6)
7/17	N	St. Louis	3-4	31-59	6	-17	Mathews
7/18	D	St. Louis	4-3(10)	32-59	6	-17	GOSSAGE (R, 2-2)
7/19	D	St. Louis	4-5(10)	32-60	6	-17	Dayley
7/20	N	Chicago	7-4	33-60	6	-17	McCULLERS (R, 6-6)
7/21	N	Chicago	4-3	34-60	6	-17	M. DAVIS (R, 5-5)
7/22	N	Chicago	3-6	34-61	6	-17	Sutcliffe
7/23	D	Pittsburgh	2-1	35-61	6	-17	SHOW (5-11)
7/24	N	Pittsburgh	2-3	35-62	6	-17	Dunne
7/25	N	Pittsburgh	3-9	35-63	6	-17	Fisher
7/26	D	Pittsburgh	7-4	36-63	6	-16	WHITSON (C, 9-7)
7/28	N	at Cincinnati	7-8	36-64	6	-17	Franco
7/29	N	at Cincinnati	5-15	36-65	6	-18	Murphy
7/30	N	at Cincinnati	12-8	37-65	6	-17	JONES (3-4)
7/31	N	at Houston	6-2	38-65	6	-17	WHITSON (10-7)
8/1	N	at Houston	6-0	39-65	6	-16	NOLTE (1-0)
8/2	D	at Houston	0-6	39-66	6	-16½	Scott
8/4	N	at Atlanta	7-12	39-67	6	-17½	Puleo
8/5	N	at Atlanta	7-3	40-67	6	-17½	JONES (4-4)
8/6	N	at Atlanta	7-4	41-67	6	-17	McCULLERS (R, 7-6)
8/7	N	Houston	7-1	42-67	6	-16	M. DAVIS (R, 6-6)
8/8	N	Houston	4-3(10)	43-67	6	-15	GOSSAGE (R, 3-3)
8/9	D	Houston	4-3	44-67	6	-13½	SHOW (6-13)
8/10	N	Atlanta	2-0	45-67	6	-13½	JONES (C, 5-4)
8/11	N	Atlanta	7-6	46-67	6	-12½	M. DAVIS (R, 7-6)
8/12	N	Atlanta	1-2	47-68	6	-12½	Z. Smith
8/13	D	Atlanta	5-3	48-68	6	-12½	GRANT (3-6)
8/14	N	Cincinnati	0-2	47-69	6		Power
8/14	N	Cincinnati	15-8	48-69	6	-12½	BOOKER (R, 1-1)
8/16	D	Cincinnati	0-2	48-70	6	-13½	Robinson
8/18	N	at Philadelphia	9-4(11)	49-70	6	-12½	GOSSAGE (R, 4-3)
8/19	N	at Philadelphia	5-6	49-71	6	-13½	Ruffin
8/20	N	at Philadelphia	2-10	49-72	6	-13½	Toliver
8/21	N	at New York	6-2	50-72	6	-13½	JONES (6-4)
8/22	N	at New York	8-3	51-72	6	-12½	M. DAVIS (R, 8-6)
8/23	D	at New York	2-9	51-73	6	-13½	Gooden
8/25	N	Montreal	5-1	52-73	6	-14	GRANT (4-7)
8/26	N	Montreal	5-6(12)	52-74	6	-15	Burke
8/27	N	Montreal	0-3	52-75	6	-15½	B. Smith
8/28	N	Philadelphia	1-8	52-76	6	-15½	Carman
8/29	N	Philadelphia	3-1	53-76	6	-15½	NOLTE (C, 2-2)
8/30	D	Philadelphia	6-1	54-76	6	-14½	GRANT (C, 5-7)
8/31	N	New York	5-6(10)	54-77	6	-15½	Orosco
9/1	N	New York	1-9	54-78	6	-16½	Cone
9/2	N	New York	3-4	54-79	6	-16½	Gooden
9/4	N	at St. Louis	2-4	54-80	6	-17½	Worrell
9/5	N	at St. Louis	4-1	55-80	6	-17½	GRANT (6-7)
9/6	D	at St. Louis	4-6	55-81	6	-18½	Tudor
9/7	D	at Atlanta	11-4	56-81	6	-17½	JONES (7-6)
9/8	N	at Atlanta	2-4	56-82	6	-18½	P. Smith
9/9	N	at Atlanta	2-3	56-83	6	-18½	Palmer
9/10	N	Houston	8-7	57-83	6	-18	GOSSAGE (R, 5-3)
9/11	N	Houston	11-0	58-83	6	-17	SHOW (C, 7-16)
9/12	D	Houston	10-2	59-83	6	-17½	JONES (C, 8-6)
9/13	N	at San Francisco	3-4	59-84	6	-18½	Lefferts
9/14	N	at San Francisco	3-13	59-85	6	-19½	Hammaker
9/16	N	Atlanta	3-0	60-85	6	-19½	GRANT (C, 7-7)
9/17	D	Atlanta	7-1	61-85	6	-19½	SHOW (C, 8-16)
9/18	N	at Houston	2-1	62-85	6	-19	McCULLERS (R, 8-8)
9/19	N	at Houston	2-1(14)	63-85	6	-19	LEIPER (R, 1-0)
9/20	D	at Houston	2-3	63-86	6	-19	Scott
9/22	N	at Cincinnati	3-5	63-87	6	-18½	Rasmussen
9/23	N	at Cincinnati	6-4(13)	64-87	6	-18½	M. DAVIS (R, 9-8)
9/24	D	at Cincinnati	4-5	64-88	6	-19	Pacillo
9/25	N	at Los Angeles	3-5	64-89	6	-20	Belcher
9/26	D	at Los Angeles	1-3	64-90	6	-21	Welch
9/27	D	at Los Angeles	3-4	64-91	6	-21	Crews
9/28	N	San Francisco	4-5	64-92	6	-22	D. Robinson
9/29	N	San Francisco	3-5	64-93	6	-23	Downs
9/30	N	Cincinnati	1-3	64-94	6	-24	Browning
10/1	D	Cincinnati	3-4	64-95	6	-24	Pacillo
10/2	N	Los Angeles	3-10	64-96	6	-24	Valenzuela
10/3	N	Los Angeles	1-0	65-96	6	-24	JONES (9-7)
10/4	D	Los Angeles	3-5	65-97	6	-25	Hillegas

DAY-BY-DAY RECORD (continued)

Losing Pitcher	Daily Att.	Home Op.No.	Att. Total	Road Op.No.	Att. Total
GRANT (1-3)	20,508			44	1,002,949
SHOW (4-10)	26,615			45	1,029,564
McCULLERS (R, 4-6)	31,278			46	1,060,842
GOSSAGE (R, 1-2)	13,109			47	1,073,951
Fisher	27,476			48	1,101,427
SHOW (4-11)	13,276			49	1,114,703
Worrell	14,837	40	798,284		
GRANT (2-4)	15,466	41	813,750		
Dayley	30,691	42	844,441		
GOSSAGE (R, 2-3)	20,701	43	865,142		
Tewksbury	15,113	44	880,255		
Moyer	17,305	45	897,560		
GRANT (2-5)	18,614	46	916,174		
Drabek	14,911	47	931,085		
JONES (2-4)	17,136	48	948,221		
HAWKINS (3-9)	19,764	49	967,985		
Kipper	13,219	50	981,204		
M. DAVIS (R, 5-6)	24,209			50	1,138,912
SHOW (5-12)	20,914			51	1,159,826
Hoffman	25,780			52	1,856,606
Darwin	28,377			53	1,213,983
Heathcock	24,167			54	1,238,150
GRANT (2-6)	21,562			55	1,259,712
SHOW (5-13)	7,185			56	1,266,897
Alexander	10,943			57	1,277,840
Garber	7,671			58	1,285,511
Scott	17,194	51	998,398		
Meads	20,466	52	1,018,864		
Knepper	10,893	53	1,029,757		
Alexander	21,128	54	1,050,885		
Garber	12,512	55	1,063,397		
NOLTE (1-1)	14,400	56	1,077,797		
Palmer	14,105	57	1,091,902		
SHOW (6-14)					
Hoffman	32,080	58	1,123,982		
WHITSON (10-8)	18,884	59	1,142,866		
Ritchie	27,867			59	1,313,378
GRANT (3-7)	30,595			60	1,343,973
SHOW (6-15)	23,446			61	1,367,419
Darling	41,088			62	1,408,507
Fernandez	38,476			63	1,446,983
NOLTE (1-2)	42,951			64	1,489,934
Heaton	12,105	60	1,154,971		
McCULLERS (R, 7-7)	11,108	61	1,166,079		
JONES (6-5)	8,446	62	1,174,525		
WHITSON (10-9)	12,711	63	1,187,236		
Ruffin	12,492	64	1,199,728		
Gross	12,072	65	1,211,800		
COMSTOCK (R, 2-1)	11,708	66	1,223,508		
JONES (6-6)	14,669	67	1,238,177		
WHITSON (10-10)	16,069	68	1,254,246		
M. DAVIS (R, 8-7)	34,319			65	1,524,253
Mathews	49,555			66	1,573,808
SHOW (6-16)	42,402			67	1,616,210
Glavine	5,295			68	1,621,505
WHITSON (10-11)	2,701			69	1,624,206
NOLTE (2-3)	2,501			70	1,626,707
Hernandez	7,151	69	1,261,397		
Scott	38,725	70	1,300,122		
Deshaies	11,120	71	1,311,242		
McCULLERS (R, 7-8)	11,378			71	1,638,085
NOLTE (2-4)	16,252			72	1,654,337
Coffman	7,892	72	1,319,134		
Z. Smith	8,194	73	1,327,328		
D. Smith	13,182			73	1,667,519
Hernandez	20,909			74	1,688,428
M. DAVIS (R, 8-8)	10,328			75	1,698,756
GRANT (7-8)	13,270			76	1,712,026
Montgomery	17,082			77	1,729,108
McCULLERS (R, 8-9)	12,639			78	1,741,747
WHITSON (10-12)	20,995			79	1,762,742
NOLTE (2-5)	18,357			80	1,781,099
GOSSAGE (R, 5-4)	24,179			81	1,805,278
McCULLERS (R, 8-10)	29,844	74	1,357,172		
JONES (8-7)	9,682	75	1,366,854		
HAWKINS (3-10)	8,493	76	1,375,347		
NOLTE (2-6)	9,316	77	1,384,663		
GRANT (7-9)	13,969	78	1,398,632		
Hershiser	21,955	79	1,420,587		
WHITSON (10-13)	33,474	80	1,454,061		

1987 NATIONAL LEAGUE STANDINGS

Home-Road Breakdown

WESTERN DIVISION Club	HOME W-L	ROAD W-L	SEASON W-L	Pct.	GB
San Francisco	46-35	44-37	90-72	.556	—
Cincinnati	42-39	42-39	84-78	.519	6
Houston	47-34	29-52	76-86	.469	14
Los Angeles	40-41	33-48	73-89	.451	17
Atlanta	42-39	27-53	69-92	.429	20.5
SAN DIEGO	37-44	28-53	65-97	.401	25

EASTERN DIVISION Club	HOME W-L	ROAD W-L	SEASON W-L	Pct.	GB
St. Louis	49-32	46-35	95-67	.586	—
New York	49-32	43-38	92-70	.568	3
Montreal	48-33	43-38	91-71	.562	4
Philadelphia	43-38	37-44	80-82	.494	15
Pittsburgh	47-34	33-48	80-82	.494	15
Chicago	40-40	36-45	76-85	.472	18.5

St. Louis defeated San Francisco 4 games to 3 in NLCS.

1987 AMERICAN LEAGUE STANDINGS

Club	Western Division			Eastern Division			
	W-L	Pct.	GB	Club	W-L	Pct.	GB
Minnesota	85-77	.525	—	Detroit	98-64	.605	—
Kansas City	83-79	.512	2	Toronto	96-66	.593	2
Oakland	81-81	.500	4	Milwaukee	91-71	.562	7
Seattle	78-84	.481	7	New York	89-73	.549	9
Chicago	77-85	.475	8	Boston	78-84	.481	20
California	75-87	.463	10	Baltimore	67-95	.414	31
Texas	75-87	.463	10	Cleveland	61-101	.377	37

Minnesota defeated Detroit 4 games to 1 to win ALCS.

Minnesota defeated St. Louis 4 games to 3 to win World Series.

PADRES '87 RANKING IN N.L.

CATEGORY	W-L	PCT.	N.L. RANKING
Natural Turf	51-69	.425	10th
Artificial Turf	14-28	.333	10th
vs. Lefthanders	28-33	.459	9th
vs. Righthanders	37-64	.366	12th
Shutouts	10-14	.417	9th
1-Run Decisions	19-34	.358	12th
vs. Western Division	43-47	.478	10th
vs. Eastern Division	22-50	.306	12th
Day Games	20-30	.400	11th
Night Games	45-67	.402	12th
Extra Innings	7-5	.583	5th

FINAL 1987 STATISTICS

BATTING

PLAYER	AVG.	G	AB	R	H	TB	2B	3B	HR	RBI	GW	SH	SF	HP	BB	IB	SO	SB-CS	SLG.
ABNER	.277	16	47	5	13	24	3	1	2	7	0	0	0	2	0	8	1-0	.511	
Bochy	.160	38	75	8	12	21	3	0	2	11	1	0	1	0	11	1	21	0-1	.280
BROWN (Total)	.237	82	287	34	68	113	9	0	12	40	4	3	1	6	20	1	46	4-4	.394
BROWN (SD)	.232	44	155	17	36	57	3	0	6	23	2	3	1	3	11	0	30	3-1	.368
BYERS	.313	10	16	1	5	6	1	0	0	1	0	0	0	0	1	0	5	1-0	.375
CORA	.237	77	241	23	57	68	7	2	0	13	1	5	1	1	28	1	26	15-11	.282
Left-Handed	.231	—	143	—	33	40	5	1	0	9	1	1	1	1	19	1	16	—	.280
Right-Handed	.245	—	98	—	24	28	2	1	0	4	0	4	0	0	9	0	10	—	.286
FLANNERY	.228	106	276	23	63	70	5	1	0	20	1	4	2	2	42	4	30	2-4	.254
Garvey	.211	27	76	5	16	21	2	0	1	9	1	0	0	1	1	0	10	0-0	.276
GWYNN	.370	157	589	119	218	301	36	13	7	54	5	2	4	3	82	26	35	56-12	.511
JEFFERSON	.230	116	422	59	97	143	8	7	8	29	4	3	3	2	39	2	92	34-11	.339
Left-Handed	.224	—	268	—	60	101	6	7	7	25	3	0	2	1	24	2	63	—	.377
Right-Handed	.240	—	154	—	37	42	2	0	1	4	1	3	1	1	15	0	29	—	.273
KRUK	.313	138	447	72	140	218	14	2	20	91	5	3	4	0	73	15	93	18-10	.488
MACK	.239	105	238	28	57	86	11	3	4	25	3	6	2	3	18	0	47	4-6	.361
MARTINEZ	.273	139	447	59	122	192	21	2	15	70	7	1	4	3	70	5	82	5-5	.430
Mitchell	.245	62	196	19	48	78	7	1	7	26	2	0	1	0	20	3	38	0-0	.398
NELSON	.091	10	11	0	1	1	0	0	0	1	1	0	0	0	1	0	8	0-0	.091
PARENT	.080	12	25	0	2	2	0	0	0	2	0	0	0	0	0	9	0	0	.080
READY	.309	124	350	69	108	182	26	6	12	54	5	2	1	3	67	2	44	7-3	.520
Salazar	.254	84	189	13	48	62	5	0	3	17	2	1	2	0	14	2	30	3-3	.328
SANTIAGO	.300	146	546	64	164	255	33	2	18	79	10	1	4	5	16	2	112	21-12	.467
Steels	.191	62	68	9	13	16	1	1	0	6	0	1	0	1	0	14	3-2	.235	
TEMPLETON	.222	148	510	42	113	151	13	5	5	48	7	5	3	1	42	11	92	14-3	.296
Left-Handed	.214	—	318	—	68	91	6	4	3	27	5	5	2	1	28	8	58	—	.286
Right-Handed	.234	—	192	—	45	60	7	1	2	21	2	0	1	0	14	3	34	—	.313
WYNNE	.250	98	188	17	47	65	8	2	2	24	2	4	1	0	20	1	37	11-6	.346
BOOKER	.000	44	6	0	0	0	0	0	0	0	0	0	0	0	0	2	0-0	.000	
COMSTOCK (Tot)	.000	41	2	0	0	0	0	0	0	0	0	0	0	0	0	1	0-0	.000	
DAVIS, M. (Tot)	.233	64	30	3	7	10	1	1	0	1	0	2	0	0	0	6	0-0	.333	
Davis, S.	.063	21	16	1	1	1	0	0	0	0	0	1	0	0	0	10	0-0	.063	
Dravecky	.167	31	18	0	3	3	0	0	0	0	2	0	0	1	0	9	0-1	.167	
Gorman	—	6	0	0	0	0	0	0	0	0	0	0	0	0	0	0	0-0	—	
GOSSAGE	.000	40	4	0	0	0	0	0	0	0	0	0	0	0	0	2	0-0	.000	
GRANT (Total)	.091	34	44	1	4	4	0	0	0	1	0	6	0	0	3	16	0-0	.091	
HAWKINS	.156	24	32	1	5	5	0	0	0	0	0	5	0	0	0	11	0-0	.156	
HAYWARD	.000	4	1	0	0	0	0	0	0	0	0	0	0	0	0	0	0-0	.000	
JONES	.163	32	49	7	8	11	0	0	1	3	1	8	0	0	2	18	0-0	.224	
Lefferts	.333	33	3	0	1	1	0	0	0	0	0	0	0	0	0	2	0-0	.333	
LEIPER	—	12	0	0	0	0	0	0	0	0	0	0	0	0	0	0	0-0	—	
McCULLERS	.071	78	14	1	1	1	0	0	0	1	0	1	0	0	1	0	5	0-0	.071
NOLTE	.095	12	21	0	2	2	0	0	0	0	0	3	0	0	1	0	11	0-0	.095
SHOW	.071	34	70	5	5	6	1	0	0	2	0	7	1	0	0	28	0	.086	
WHITSON	.123	36	65	1	8	9	1	0	0	4	1	10	0	0	1	0	17	0-0	.138
Wojna	.000	5	5	0	0	0	0	0	0	0	0	0	0	0	0	1	0-0	.000	
PADRES	.260	162	5456	668	1419	2063	209	48	113	621	61	81	36	27	577	75	992	198-91	.378
OPPONENTS	.256	162	5476	763	1402	2240	253	30	175	701	90	59	31	36	602	62	897	126-53	.409

ON-BASE PERCENTAGE: Gwynn .447; Ready .423; Kruk .406; Martinez .372; Byers .353; Flannery .332; Santiago .324; Wynne .321; Cora .317; Mitchell .313; Abner .306; Salazar .302; Steels .300; Mack .299; Brown .299; Jefferson .296; Templeton .281; Bochy .264; Garvey .231; Nelson .167; Parent .080.

PITCHING

PITCHER	W-L	ERA	G	GS	CG	SHO	SV	IP	H	R	ER	HR	HB	BB	IB	SO	WP	BK
BOOKER	1-1	3.16	44	0	0	0	1	68.1	62	29	24	5	3	30	1	17	1	1
COMSTOCK (Total)	2-1	4.61	41	0	0	0	1	56.2	52	30	29	5	0	31	5	59	6	1
COMSTOCK (SD)	0-1	5.50	26	0	0	0	0	36.0	33	22	22	4	0	21	3	38	3	0
DAVIS, M. (Total)	9-8	3.99	63	11	1	0	2	133.0	123	64	59	14	6	59	8	98	6	2
DAVIS, M. (SD)	5-3	3.18	43	0	0	0	2	62.1	51	26	22	5	2	31	7	47	2	0
Davis, S.	2-7	6.18	21	10	0	0	0	62.2	70	48	43	5	2	36	6	37	7	1
Dravecky	3-7	3.76	30	10	1	0	0	79.0	71	39	33	10	3	31	4	60	1	1
Gorman	0-0	4.09	6	0	0	0	0	11.0	11	5	5	1	0	5	0	8	0	0
GOSSAGE	5-4	3.12	40	0	0	0	11	52.0	47	18	18	4	0	19	6	44	2	0
GRANT (Total)	7-9	4.24	33	25	2	1	1	163.1	170	88	77	22	1	73	8	90	8	3
GRANT (SD)	6-7	4.66	17	17	2	1	0	102.1	104	59	53	16	0	52	3	58	6	1
HAWKINS	3-10	5.05	24	20	0	0	0	117.2	131	71	66	16	2	49	2	51	2	3
HAYWARD	0-0	16.50	4	0	0	0	0	6.0	12	11	11	3	0	3	0	2	2	0
JONES	9-7	4.14	30	22	2	1	0	145.2	154	85	67	14	5	54	2	51	3	2
Lefferts	2-2	4.38	33	0	0	0	2	51.1	56	29	25	9	2	15	5	39	5	2
LEIPER	1-0	4.50	12	0	0	0	1	16.0	16	8	8	2	0	5	0	10	0	1
McCULLERS	8-10	3.72	78	0	0	0	16	123.1	115	60	51	11	2	59	11	126	5	1
NOLTE	2-6	3.21	12	12	1	0	0	67.1	57	28	24	6	2	36	2	44	3	1
Salazar	0-0	4.50	2	0	0	0	0	2.0	2	1	1	0	0	1	0	0	2	0
SHOW	8-16	3.84	34	34	5	3	0	206.1	188	99	88	26	9	85	7	117	6	5
WHITSON	10-13	4.73	36	34	3	1	0	205.2	197	113	108	36	3	64	3	135	2	1
Wojna	0-3	5.89	5	3	0	0	0	18.1	25	12	12	2	1	6	0	13	3	1
PADRES	65-97	4.27	162	162	14	10	33	1433.1	1402	763	680	175	36	602	62	897	55	21
OPPONENTS	97-65	3.64	162	162	18	14	52	1447.2	1419	668	585	113	27	577	75	992	50	23

PLAYERS CAPITALIZED ARE ON 40-MAN ROSTER.

1987 MISCELLANEOUS STATISTICS

TEAM STATISTICS

PADRES

OPPONENTS

MOST:

Runs, game	15 vs. Cin (8/14, 2nd game)	17 by StL (5/7)
Runs, inning	8 at Atl (5/7, 4th inn)	8 (5/7 & 7/8)
Hits, game (9 inn)	19 vs. Chi (5/10)	19 by Cin (7/29)
Hits, game (extra inn)	17 at Phi (8/18, 11 inn)	14 by Cin (9/23, 13 inn)
Hits, inning	6 vs. Chi (5/10, 5th inn)	9 by StL (5/7, 5th inn)
Home runs, game	3 (4 times, last on 9/13)	4 (8 times, last on 9/15)
Home runs, inning	*3 vs. SF (4/13, 1st inn)	3 by LA (4/17, 1st inn)
Stolen bases, game	5 (4 times, last on 9/11)	4 (3 times)
Extra base hits, game	7 at Atl (6/7)	7 (4/20 & 5/29)
Double plays turned, game	3 (3 times, last on 9/7)	4 (4 times)
Left on base, game (9 inn)	15 at StL (9/4)	16 by Hou (8/7)
Left on base, game (extra inn)	13 at Cin (9/23, 13 inn)	16 by Cin (9/23, 13 inn)
Errors, game	5 at Atl (6/7)	4 (4/28 & 5/18)

*All 3 opened 1st inning for M.L. Record.

INDIVIDUAL BATTING:

xHitting streak	34 games, Santiago (8/25 thru 10/2)
*Most hits, game	5, Gwynn (4/16 & 8/11)
*Most runs, game	4, Ready (6/13) & Gwynn (8/11)
Most home runs, game	2, Martinez (6/18), Mitchell (7/1), Kruk (8/4) & Santiago (8/18)
Most RBI, game	7, Kruk (8/4)
Most steals, game	3, Jefferson (5/18)
x-Set club record and major league rookie record	
*-Tied club record	

INDIVIDUAL PITCHING:

Fewest hits allowed, complete game	2, Jones (8/10) & Grant (9/16)
Consecutive men retired	18, Show (4/26)
Most strikeouts, game:	
Starter	10, Whitson (9/2)
Reliever	7, McCullers (7/25)

VS. N.L. EAST

VS. N.L. WEST

	Home W-L	Road W-L	Total W-L		Home W-L	Road W-L	Total W-L
Chicago	3-3	0-6	3-9	Atlanta	7-2	5-4	12-6
Montreal	2-4	1-5	3-9	Cincinnati	3-6	3-6	6-12
New York	1-5	3-3	4-8	Houston	8-1	5-4	13-5
Philadelphia	2-4	2-4	4-8	Los Angeles	4-5	3-6	7-11
Pittsburgh	3-3	1-5	4-8	San Francisco	2-7	3-6	5-13
St. Louis	2-4	2-4	4-8				
Totals	13-23	9-27	22-50	Totals	24-21	19-26	43-47
				Home W-L	Road W-L	Total W-L	
			Overall Totals	37-44	28-53	65-97	

	SD	Opp	Home W-L	Road W-L	Total W-L
Errors	147	134	5-7	5-7	10-14
Double Plays	135	155	4-3	3-2	7-5
Triple Plays	0	0	14-15	5-19	19-34
Complete Games	14	18	15-16	13-17	28-33
Stolen Bases	198	126	22-28	15-36	37-64
Caught Stealing	91	53	37-44	14-25	51-69
Doubles	209	253	0-0	14-28	14-28
Triples	48	30	13-11	7-19	20-30
Home Runs in SD	60	97	24-33	21-34	45-67
Home Runs away	53	78			
Home Runs-Total	113	175	Doubleheaders: Won 0, Lost 0, Split 1		
Grand Slam Homers	0	3			
Left On Base	1166	1143			
Comeback Wins	27	46			

Attendance, Highs & Lows

Largest home (day)	— 33,474 (Oct. 4 vs. LA)
(night)	— 50,494 (June 20 vs. SF)
Largest road (day)	— 52,020 (April 6 at SF)
(night)	— 49,555 (Sept. 5 at StL)
Smallest home (day)	— 8,195 (Sept. 17 vs. Atl)
(night)	— 7,151 (Sept. 10 vs. Hou)
Smallest road (day)	— 5,295 (Sept. 7 at Atl)
(night)	— 2,501 (Sept. 9 at Atl)

Attendance

	Home	Road
Total	1,454,061	1,805,278
Avg.	18,176	22,287
Dates	80	81
Games	81	81

PADRES PINCH HITTING

Player	AB	H	HR	RBI	AVG.
Abner	3	1	0	0	.333
Bochy	12	1	0	1	.083
Brown	3	2	0	0	.667
Byers	3	0	0	0	.000
Cora	8	2	0	0	.250
Flannery	23	2	0	1	.087
Garvey	7	4	0	2	.571
Gwynn	2	1	0	0	.500
Jefferson	9	0	0	2	.000
Kruk	12	6	1	5	.500
Mack	20	3	0	2	.150
Martinez	7	1	0	0	.143
Mitchell	8	2	0	2	.250
Nelson	7	1	0	1	.143
Parent	2	0	0	0	.000
Ready	25	6	0	4	.240
Salazar	18	3	0	1	.167
Steels	31	8	0	3	.258
Templeton	1	0	0	0	.000
Wynne	30	6	0	10	.200
Totals	229	48	1	34	.210

MULTIPLE HIT GAMES

Player	2-Hit	3-Hit	4-Hit	5-Hit	Total
Abner	1	0	0	0	1
Bochy	1	0	0	0	1
Brown	15	3	0	0	18
Byers	2	0	0	0	2
Cora	11	3	0	0	14
Flannery	9	4	1	0	14
Garvey	3	0	0	0	3
Gwynn	44	14	3	2	63
Hawkins	1	0	0	0	1
Jefferson	22	4	2	0	28
Jones	3	0	0	0	3
Kruk	25	10	1	0	36
Mack	13	1	0	0	14
Martinez	31	2	0	0	33
Mitchell	9	0	0	0	9
Parent	1	0	0	0	1
Ready	22	4	0	0	26
Salazar	6	2	1	0	9
Santiago	34	10	0	0	44
Steels	1	0	0	0	1
Templeton	22	8	0	0	30
Whitson	1	0	0	0	1
Wynne	9	2	0	0	11

MULTIPLE RBI GAMES

Player	2-RBI	3-RBI	4-RBI	Total
Abner	2	0	0	2
Bochy	2	1	0	3
Brown	1	4	0	5
Cora	2	0	0	2
Flannery	3	0	0	3
Garvey	0	2	0	2
Gwynn	9	0	0	9
Jefferson	1	1	1	3
Jones	1	0	0	1
*Kruk	16	4	0	22
xMack	2	1	0	4
Martinez	14	4	0	18
Mitchell	4	1	1	6
Parent	1	0	0	1
Ready	10	0	2	12
Salazar	2	1	0	3
Santiago	9	8	1	18
Templeton	6	3	0	9
Whitson	2	0	0	2
Wynne	6	0	0	6

*Kruk had a 7-RBI game at Atlanta on August 4 and a 5-RBI game at Philadelphia on August 18.

xMack had a 5-RBI game vs. Cincinnati on August 14 (2nd game).

1987 FIELDING

First Base

	Pct.	G	PO	A	E	TC	DP
Garvey	1.000	20	138	11	0	149	10
Kruk	.996	101	870	75	4	949	74
Martinez	.990	65	475	36	5	516	41
Nelson	1.000	2	14	0	0	14	1
Salazar	1.000	1	3	0	0	3	0

Second Base

	Pct.	G	PO	A	E	TC	DP
Cora	.975	66	118	192	8	318	31
Flannery	.986	84	139	207	5	351	40
Ready	.984	50	64	124	3	191	24

Third Base

	Pct.	G	PO	A	E	TC	DP
Brown	.923	80	60	132	16	208	17
Flannery	.913	8	2	19	2	23	2
Mitchell	.954	119	73	239	15	327	19
Ready	.913	52	31	95	12	138	11
Salazar	.957	38	17	49	3	69	4

Shortstop

	Pct.	G	PO	A	E	TC	DP
Cora	.867	6	5	8	2	15	1
Flannery	1.000	2	1	0	0	1	0
Mitchell	1.000	1	0	1	0	1	0
Salazar	.923	22	27	45	6	78	7
Templeton	.972	146	253	447	20	720	77

Outfield

	Pct.	G	PO	A	E	TC	DP
Abner	.926	14	23	2	2	27	1
Byers	1.000	5	6	1	0	7	0
Gwynn	.981	156	298	13	6	317	1
Jefferson	.987	107	232	3	3	238	1
Kruk	.978	29	41	3	1	45	0
Mack	.982	91	159	1	3	163	0
Martinez	.968	78	116	5	4	126	0
Mitchell	1.000	6	3	0	0	3	0
Ready	1.000	16	29	1	0	30	0
Salazar	1.000	10	9	0	0	9	0
Steels	.960	28	23	1	1	25	0
Wynne	.981	71	100	2	2	104	0

1987 FIELDING (continued)

Catcher

	Pct.	G	PO	A	E	TC	DP	PB
Bochy	.962	23	95	7	4	106	0	0
Parent	1.000	10	36	3	0	39	0	0
Santiago	.976	146	817	80	22	919	12	22

Pitcher

	Pct.	G	PO	A	E	TC	DP
Booker	.941	44	8	8	1	17	1
Comstock	1.000	41	2	4	0	6	1
Davis, M.	.923	63	4	20	2	26	3
Davis, S.	.941	21	7	9	1	17	0
Dravecky	.958	48	16	30	2	48	2
Gossage	1.000	40	2	5	0	7	0
Grant	.886	33	10	21	4	35	0
Hawkins	1.000	24	8	18	0	26	3
Hayward	1.000	4	1	3	0	4	1
Jones	1.000	30	15	28	0	43	1
Lefferts	.889	77	5	11	2	18	1
Leiper	.667	12	0	2	1	3	0
McCullers	.929	78	9	17	2	28	1
Nolte	1.000	12	5	7	0	12	0
Salazar	1.000	2	0	1	0	1	0
Show	.925	34	10	27	3	40	2
Whitson	.971	36	14	19	1	34	0
Wojna	1.000	5	3	5	0	8	0

CAREER FIELDING

First Base

	Pct.	G	PO	A	E	TC	DP
Kruk	.995	110	907	77	5	989	77
Martinez	.992	122	774	61	7	842	65
Moreland	.979	56	396	32	9	437	33
Nelson	.947	4	17	1	1	19	2

Second Base

	Pct.	G	PO	A	E	TC	DP
Brumley	—	1	0	0	0	0	0
Cora	.975	66	118	192	8	318	31
Flannery	.982	540	1045	1286	42	2373	268
Ready	.983	60	88	140	4	232	24
Roberts	.971	87	166	172	10	348	33

Third Base

	Pct.	G	PO	A	E	TC	DP
Brown	.943	334	250	592	51	893	52
Flannery	.955	159	85	255	16	356	25
Martinez	1.000	2	1	2	0	3	0
Moreland	.925	202	133	363	40	536	33
Ready	.933	102	71	193	19	283	16

Shortstop

	Pct.	G	PO	A	E	TC	DP
Brown	1.000	2	0	2	0	2	0
Brumley	.965	34	43	93	5	141	24
Cora	.867	6	5	8	2	15	1
Flannery	.986	33	25	46	1	72	10
Green	1.000	13	16	35	0	51	9
Templeton	.960	1543	2725	4845	316	7886	936

CAREER FIELDING (continued)

Outfield

	Pct.	G	PO	A	E	TC	DP
Abner	.926	14	23	2	2	27	1
Byers	1.000	5	6	1	0	7	0
Gwynn	.988	757	1590	67	20	1677	11
Jefferson	.988	114	245	3	3	251	1
Kruk	.980	103	143	7	3	153	0
Mack	.982	91	159	1	3	163	0
Martinez	.976	431	810	38	21	870	7
Moreland	.979	613	976	46	22	1044	6
Ready	.986	64	133	6	2	141	1
Wynne	.986	551	1128	23	16	1167	6

Catcher

	Pct.	G	PO	A	E	TC	DP	PB
Moreland	.979	168	796	77	19	892	12	10
Parent	.965	13	52	3	2	57	0	0
Santiago	.973	163	897	87	27	1011	14	25

Pitcher

	Pct.	G	PO	A	E	TC	DP
Booker	.911	108	19	22	4	45	2
Comstock	1.000	45	3	6	0	9	1
Davis, M.	.925	284	11	84	8	106	5
Grant	.898	48	16	28	5	49	1
Hawkins	.973	166	65	116	5	186	9
Jones	1.000	33	16	30	0	46	1
Leiper	.933	101	6	22	2	30	1
McCullers	.903	169	17	39	6	62	2
Nolte	1.000	12	5	7	0	12	0
Show	.922	222	55	159	18	232	8
Vosberg	.500	5	0	1	1	2	0
Whitson	.942	340	73	171	15	259	10

TRIPLE PLAYS

BY PADRES

Date	Opponent	Batter	Inning	Players Involved
8-13-69	Chicago	Williams	1	Niekro (p) to Dean (ss)
8-1-71	Atlanta	Brown	7	Mason (2b) to Colbert (1b) to Hernandez (ss).
6-4-72	Chicago	Hundley	9	Robles (ss) to Thomas (2b) to Colbert (1b)
4-11-78	at Atlanta	Niekro	2	Almon (3b) to Thomas (2b) to Richards (1b)
7-31-83	Atlanta	Hubbard	4	Templeton (ss) to Flannery (2b) to Bevacqua (1b).

BY OPPONENTS

Date	Opponent	Batter	Inning	Players Involved
6-13-73	at Montreal	Morales	7	Hunt (2b) to Foli (ss) to Jorgensen (1b) to Boccabella (c).
6-21-76	San Francisco	McCovey	3	Evans (1b) to Speier (ss) to Evans (1b).
10-3-80	at San Fran.	Cash	4	Sularz (3b) to Pettini (ss) to Murray (1b).
†8-23-82	at Pittsburgh	Edwards	1	Berra (ss) to Ray (2b) to Thompson (1b).
6-5-86	Atlanta	McReynolds	3	Z. Smith (p) to Hubbard (2b) to Horner (1b) to Virgil (c).

† — Second game of doubleheader.

1987 PLAYER TRANSACTIONS

OPENING DAY ROSTER (APRIL 6, 1987): PITCHERS—Storm Davis, Dave Dravecky, Tom Gorman, Rich Gossage, Andy Hawkins, Craig Lefferts, Lance McCullers, Eric Show, Ed Whitson, Ed Wojna. **CATCHERS**—Bruce Bochy, Benito Santiago. **INFIELDERS**—Joey Cora, Tim Flannery, Steve Garvey, Kevin Mitchell, Randy Ready, Garry Templeton. **OUTFIELDERS**—Tony Gwynn, Stan Jefferson, John Kruk, Carmelo Martinez, James Steels, Marvell Wynne.

DATE	PLAYER AND POSITION	TRANSACTION
MAR 23	Randy Asadoor (if)	Optioned to Las Vegas
23	Candy Sierra (p)	Optioned to Wichita
23	Joe Bitker (p)	Optioned to Las Vegas
23	Sandy Alomar, Jr. (c)	Optioned to Wichita
23	Scott Parsons (of)	Optioned to Las Vegas
23	Randell Byers (of)	Optioned to Las Vegas
24	Ray Hayward (p)	Optioned to Las Vegas
24	Rusty Ford (p)	Optioned to Las Vegas
24	Ed Vosberg (p)	Optioned to Las Vegas
24	Shawn Abner (of)	Optioned to Las Vegas
24	Ed Rodriguez (if)	Outrighted to Las Vegas
27	Mark Parent (c)	Optioned to Las Vegas
APR 2	Greg Booker (p)	Placed on 15-day disabled list
2	Jimmy Jones (p)	Optioned to Las Vegas
3	Tom Gorman (p)	Purchased from Las Vegas
3	Joey Cora (if)	Purchased from Wichita
13	Bruce Bochy (c)	Placed on 15-day disabled list
13	Mark Parent (c)	Recalled from Las Vegas
15	Stan Jefferson (of)	Placed on 21-day disabled list
15	Rich Gossage (p)	Placed on 15-day disabled list
15	Greg Booker (p)	Reinstated from disabled list
15	Luis Salazar (if/of)	Purchased from Las Vegas
29	Jimmy Jones (p)	Recalled from Las Vegas
MAY 4	Ed Wojna (p)	Outrighted to Las Vegas
4	Rich Gossage (p)	Reinstated from disabled list
6	Tim Flannery (if)	Placed on 15-day disabled list
6	Bruce Bochy (c)	Reinstated from disabled list
7	Mark Parent (c)	Optioned to Las Vegas
7	Stan Jefferson (of)	Reinstated from disabled list
8	Tom Gorman (p)	Placed on 21-day disabled list
15	Tom Gorman (p)	Sent to Las Vegas on 20-day rehabilitation
25	Shane Mack (of)	Purchased from Las Vegas
26	Steve Garvey (if)	Placed on 21-day disabled list
31	Stan Jefferson (of)	Placed on 15-day disabled list
31	Tim Flannery (if)	Reinstated from disabled list
JUNE 4	Tom Gorman (p)	Outrighted to Portland
8	Joey Cora (if)	Optioned to Las Vegas
8	Ray Hayward (p)	Recalled from Las Vegas
9	Steve Garvey (if)	Transferred to 60-day emergency D.L.
14	Marvell Wynne (of)	Placed on 15-day disabled list
14	Stan Jefferson (of)	Reinstated from disabled list
25	Ray Hayward (p)	Optioned to Las Vegas
25	Marvell Wynne (of)	Reinstated from disabled list
30	Storm Davis (p)	Placed on 15-day disabled list
30	Ed Vosberg (p)	Recalled from Las Vegas
JULY 4	Dave Dravecky (p), Craig Lefferts (p) and Kevin Mitchell (if)	Traded to San Francisco
4	Chris Brown (if), Keith Comstock (p), Mark Davis (p) and Mark Grant (p)	Acquired from San Francisco
5	Ed Vosberg (p)	Optioned to Las Vegas
29	Andy Hawkins (p)	Placed on 15-day disabled list
31	Eric Nolte (p)	Purchased from Wichita

- more -

1987 TRANSACTIONS (continued)

AUG	17	Storm Davis (p)	Reinstated from disabled list
	30	Storm Davis (p)	Traded to Oakland
	31	David Leiper (p)	Acquired from Oakland
SEPT	1	Andy Hawkins (p)	Reinstated from disabled list
	7	Shawn Abner (of)	Recalled from Las Vegas
	7	Randell Byers (of)	Recalled from Las Vegas
	7	Joey Cora (if)	Recalled from Las Vegas
	7	Mark Parent (c)	Recalled from Las Vegas
	7	Rob Nelson (if)	Acquired from Oakland
	8	Sandy Alomar, Jr. (c)	Recalled from Wichita/NTR
OCT	5	Matt Maysey (p)	Purchased from Charleston
	9	Roberto Alomar (if)	Purchased from Wichita
	9	Jerald Clark (of)	Purchased from Wichita
	9	Greg W. Harris (p)	Purchased from Wichita
	9	Brad Pounders (if)	Purchased from Las Vegas
	20	Todd Simmons (p)	Purchased from Las Vegas

NTR-Not to report to major league club.

EXPANSION DRAFT SELECTIONS

October 14, 1968

SELECTION	PLAYER	POS.	CLUB
1	Ollie Brown	OF	San Francisco
2	Dave Giusti	P	St. Louis
3	Al Santorini	P	Atlanta
4	Dick Selma	P	New York
5	Jose Arcia	INF	Chicago
6	Clay Kirby	P	St. Louis
7	Fred Kendall	C	Cincinnati
8	Jerry Morales	OF	New York
9	Nate Colbert	INF	Houston
10	Zoilo Versalles	INF	Los Angeles
11	Frank Reberger	P	Chicago
12	Jerry DaVannon	INF	St. Louis
13	Larry Stahl	OF	New York
14	Dick Kelley	P	Atlanta
15	Al Ferrara	OF	Los Angeles
16	Mike Corkins	P	San Francisco
17	Tom Dukes	P	Houston
18	Dick James	P	Chicago
19	Tony Gonzalez	OF	Philadelphia
20	Dave Roberts	P	Pittsburgh
21	Ivan Murrell	OF	Houston
22	Jim Williams	OF	Los Angeles
23	Billy McCool	P	Cincinnati
24	Roberto Pena	INF	Philadelphia
25	Al McBean	P	Pittsburgh
26	Steve Arlin	P	Philadelphia
27	Rafael Robles	INF	San Francisco
28	Fred Katawczik	P	Cincinnati
29	Ron Slocum	C-INF	Pittsburgh
30	Clarence Gaston	OF	Atlanta



Padres'
All-Time Records

PADRE OPENING DAY LINEUPS

April 8, 1969 vs. Houston

Rafael Robles-ss; Bobby Pena-2b; Tony Gonzalez-cf; Ollie Brown-rf; Bill Davis-1b; Larry Stahl-lf; Ed Spiezio-3b; Chris Cannizzaro-c; Dick Selma-p.
Final score: PADRES 2, Astros 1 Attendance — 23,370

April 7, 1970 vs. Atlanta

Tommy Dean-ss; Van Kelly-3b; Ollie Brown-rf; Nate Colbert-1b; Cito Gaston-cf; Jerry Morales-lf; Dave Campbell-2b; Chris Cannizzaro-c; Pat Dobson-p.
Final score: PADRES 8, Braves 3 Attendance — 25,215

April 6, 1971 vs. San Francisco

Dave Campbell-2b; Larry Stahl-lf; Cito Gaston-cf; Nate Colbert-1b; Ollie Brown-rf; Ed Spiezio-3b; Chris Cannizzaro-c; Tommy Dean-ss; Tom Phoebus-p.
Final score: Giants 4, PADRES 0 Attendance — 34,554

April 15, 1972 vs. Atlanta

Enzo Hernandez-ss; Derrel Thomas-2b; Leron Lee-lf; Nate Colbert-1b; Larry Stahl-rf; Jerry Morales-cf; Bob Barton-c; Dave Campbell-3b; Clay Kirby-p.
Final score: PADRES 6, Braves 5 Attendance — 16,555

April 6, 1973 vs. Los Angeles

Enzo Hernandez-ss; Johnny Grubb-cf; Leron Lee, lf; Nate Colbert-1b; Cito Gaston-rf; Dave Hilton-3b; Dave Roberts-2b; Bob Davis-c; Clay Kirby-p.
Final score: PADRES 4, Dodgers 2 Attendance — 32,019

April 5, 1974 at Los Angeles

Bobby Tolan-rf; Glenn Beckert-2b; Johnny Grubb-cf; Willie McCovey-1b; Nate Colbert-lf; Fred Kendall-c; Dave Hilton-3b; Enzo Hernandez-ss; Bill Greif-p.
Final score: Dodgers 8, PADRES 0 Attendance — 31,556

April 10, 1975 vs. San Francisco

Bobby Tolan-lf; Tito Fuentes-2b; Dave Winfield-rf; Willie McCovey-1b; Johnny Grubb-cf; Glenn Beckert-3b; Randy Hundley-c; Enzo Hernandez-ss; Randy Jones-p.
Final score: Giants 2, PADRES 0 (10) Attendance — 17,670

April 9, 1976 vs. Atlanta

Johnny Grubb-lf; Tito Fuentes-2b; Willie Davis-cf; Dave Winfield-rf; Mike Ivie-1b; Doug Rader-3b; Hector Torres-ss; Bob Davis-c; Randy Jones-p.
Final score: PADRES 8, Braves 2 Attendance — 44,728

April 6, 1977 at Cincinnati

Gene Richards-lf; Mike Champion-2b; Dave Winfield-rf; George Hendrick-cf; Gene Tenace-c; Mike Ivie-1b; Doug Rader-3b; Bill Almon-ss; Randy Jones-p.
Final score: Reds 5, PADRES 3 Attendance — 51,869

April 7, 1978 at San Francisco

Gene Richards-1b; Derrel Thomas-2b; Oscar Gamble-lf; Dave Winfield-rf; George Hendrick-cf; Gene Tenace-c; Bill Almon-3b; Ozzie Smith-ss; Gaylord Perry-p.
Final score: PADRES 3, Giants 2 Attendance — 36,131

April 5, 1979 at Los Angeles

Gene Richards-cf; Ozzie Smith-ss; Mike Hargrove-1b; Dave Winfield-rf; Jerry Turner-lf; Barry Evans-3b; Gene Tenace-c; Fernando Gonzalez-2b; Gaylord Perry-p.
Final score: PADRES 4, Dodgers 3 Attendance — 46,536

April 10, 1980 vs. San Francisco

Ozzie Smith-ss; Dave Cash-2b; Gene Richards-lf; Dave Winfield-rf; Jerry Mumphrey-cf; Gene Tenace-1b; Bill Fahey-c; Aurelio Rodriguez-3b; Randy Jones-p.
Final score: PADRES 6, Giants 4 Attendance — 29,535

April 9, 1981 at San Francisco

Gene Richards-lf; Ozzie Smith-ss; Ruppert Jones-cf; Luis Salazar-3b; Randy Bass-1b; Dave Edwards-rf; Terry Kennedy-c; Juan Bonilla-2b; John Curtis-p.
Final score: PADRES 4, Giants 1 (12) Attendance — 54,520

April 6, 1982 vs. Atlanta

Gene Richards-lf; Juan Bonilla-2b; Garry Templeton-ss; Ruppert Jones-cf; Sixto Lezcano-rf; Terry Kennedy-c; Luis Salazar-3b; Broderick Perkins-1b; Juan Eichelberger-p.
Final score: Braves 1, PADRES 0 Attendance — 30,188

April 5, 1983 at San Francisco

Gene Richards-lf; Juan Bonilla-2b; Steve Garvey-1b; Terry Kennedy-c; Sixto Lezcano-rf; Ruppert Jones-cf; Garry Templeton-ss; Luis Salazar-3b; Tim Lollar-p.
Final score: PADRES 16, Giants 13 Attendance — 49,519

April 3, 1984 vs. Pittsburgh

Alan Wiggins-2b; Tony Gwynn-rf; Graig Nettles-3b; Steve Garvey-1b; Terry Kennedy-c; Carmelo Martinez-lf; Kevin McReynolds-cf; Garry Templeton-ss; Eric Show-p.
Final score: PADRES 5, Pirates 1 Attendance — 44,553

April 9, 1985 at San Francisco

Jerry Davis-lf; Mario Ramirez-2b; Tony Gwynn-rf; Steve Garvey-1b; Kevin McReynolds-cf; Terry Kennedy-c; Jerry Royster-3b; Garry Templeton-ss; LaMarr Hoyt-p.
Final score: Giants 4, PADRES 3 Attendance — 52,714

April 7, 1986 at Los Angeles

Bip Roberts-2b; Tony Gwynn-rf; Kevin McReynolds-cf; Steve Garvey-1b; Carmelo Martinez-lf; Garry Templeton-ss; Terry Kennedy-c; Jerry Royster-3b; Eric Show-p.
Final score: Dodgers 2, PADRES 1 Attendance — 49,444

April 5, 1987 at San Francisco

Marvell Wynne-cf; Garry Templeton-ss; Tony Gwynn-rf; Carmelo Martinez-lf; Kevin Mitchell-3b; Steve Garvey-1b; Benito Santiago-c; Joey Cora-2b; Eric Show-p.
Final score: Giants 4, PADRES 3 (12) Attendance — 52,020

PADRES WON-LOST BREAKDOWN

	HOME		AWAY		TOTALS	
	1987 W-L	All-Time W-L	1987 W-L	All-Time W-L	1987 W-L	All-Time W-L
Season	37-44	716-795	28-53	593-911	65-97	1309-1706
Day Games	13-11	181-208	7-19	201-334	20-30	382-542
Night Games	24-33	535-587	21-34	392-577	45-67	927-1164
vs. RHP	22-28	531-570	15-36	402-649	37-64	933-1219
vs. LHP	15-16	185-225	13-17	191-262	28-33	376-487
One-Run Games	14-15	305-333	5-19	178-317	19-34	483-550
Extra Innings	4-3	74-77	3-2	57-73	7-5	131-150
Shutouts	5-7	107-116	5-7	84-144	10-14	191-260
Doubleheaders	0-0-1	20-17-39	—	15-37-45	0-0-1	35-54-84
In April	3-8	100-107	3-9	66-124	6-17	166-231
May	4-12	123-147	2-10	112-140	6-22	235-287
June	8-4	138-126	7-8	99-150	15-12	237-276
July	6-5	117-130	5-9	97-153	11-14	214-283
August	10-7	107-139	6-5	113-177	16-12	220-316
September	5-5	122-137	5-12	94-156	10-17	216-283
October	1-3	9-9	—	12-11	1-3	21-20
First Half	15-24	378-399	13-29	297-435	28-53	675-834
Second Half	22-20	338-396	15-24	296-476	37-44	634-872

**SAN DIEGO PADRES
YEAR-BY-YEAR STANDINGS**

YEAR	HOME		AWAY		TOTAL			SEASON HOME ATTENDANCE
	W - L	W - L	W - L	PCT.	POS.	GB		
1969	20 - 33	24 - 57	52 - 110	.321	6	41	613,327	
1970	31 - 50	32 - 49	63 - 99	.389	6	39	633,439	
1971	33 - 48	28 - 52	61 - 100	.379	6	28½	549,085	
1972	26 - 54	32 - 41	58 - 95	.379	6	36½	644,272	
1973	31 - 50	29 - 52	60 - 102	.370	6	39	611,826	
1974	36 - 45	24 - 57	60 - 102	.370	6	42	1,075,399	
1975	38 - 43	33 - 48	71 - 91	.438	4	37	1,281,747	
1976	42 - 38	31 - 51	73 - 89	.451	5	29	1,458,478	
1977	35 - 46	34 - 47	69 - 93	.426	5	29	1,376,269	
1978	50 - 31	34 - 47	84 - 78	.519	4	11	1,670,107	
1979	39 - 42	29 - 51	68 - 93	.422	5	22	1,456,967	
1980	45 - 36	28 - 53	73 - 89	.451	6	19½	1,139,026	
1981	20 - 35	21 - 34	41 - 69	.373	6	26	519,161	
1982	43 - 38	38 - 43	81 - 81	.500	4	8	1,607,516	
1983	47 - 34	34 - 47	81 - 81	.500	4	10	1,539,819	
1984	48 - 33	44 - 37	92 - 70	.568	1	—	1,983,904	
1985	44 - 37	39 - 42	83 - 79	.512	T3	12	2,210,352	
1986	43 - 38	31 - 50	74 - 88	.457	4	22	1,805,776	
1987	37 - 44	28 - 53	65 - 97	.401	6	-25	1,454,061	
TOTALS	716-795	593-911	1309-1706	.434	—	—	23,630,531	

Boldface — Padre Record

**SAN DIEGO/JACK MURPHY STADIUM
TOP TEN PADRES CROWDS
(Regular Season)**

*ATTENDANCE	OPPONENT	DAY
54,732	Atlanta	June 7, 1986
54,490	San Francisco	Apr. 15, 1985
54,395	Chicago	May 11, 1985
54,366	Montreal	May 17, 1986
54,305	New York	May 31, 1985
53,748	San Francisco	Apr. 26, 1986
53,375	San Francisco	June 22, 1985
52,934	Cincinnati	Apr. 11, 1986
52,383	Cincinnati	June 29, 1985
52,134	Chicago	July 4, 1984

*There have been 14 total dates in which the attendance has surpassed the 50,000 mark since 1969.

**SAN DIEGO PADRES
ATTENDANCE RECORDS**

ATTENDANCE		OPPONENT	DATE
Season	2,210,352		1985
Single Game - Day	53,375	San Francisco	June 22, 1985
Single Game - Night	54,732	Atlanta	June 7, 1986
Doubleheader	43,473	Philadelphia	June 13, 1976
Opening Day/Night	54,490	San Francisco	April 15, 1985
Special Events:			
All-Star Game	51,549	AL vs. NL	July 11, 1978
Championship Series	58,359	Chicago	October 6, 1984
World Series	57,911	Detroit	October 9, 1984
4-Game Series	155,521	Los Angeles	April 18-21, 1985
3-Game Series	144,259	Chicago	May 10-12, 1985
2-Game Series	81,037	San Francisco	April 15-16, 1985
Memorial Day	36,750	San Francisco	May 30, 1976
Independence Day	52,134	Chicago	July 4, 1984
Labor Day	31,010	Los Angeles	Sept. 6, 1976
Week Night (non-holiday)	54,490	San Francisco	(Mon) April 15, 1985
Week Day	47,482	Los Angeles	(Thur) June 27, 1985
Saturday Day	53,375	San Francisco	June 22, 1985
Saturday Night	54,732	Atlanta	June 7, 1986
Sunday	50,226	Chicago	May 12, 1985
Road Game (Largest)	56,196	at San Francisco	Apr. 10, 1979
Road Game (Smallest)	987	at San Francisco	Apr. 14, 1975
Home Game (Smallest)	1,413	Houston	Sept. 11, 1973

ALL-TIME PADRE .300 HITTERS

YEAR	PLAYER	AVERAGE
1970	Clarence Gaston	.318
1973	Johnny Grubb	.311
1977	George Hendrick	.311
1978	Dave Winfield	.3083
	Gene Richards	.3081
1979	Dave Winfield	.308
1980	Gene Richards	.301
1981	Luis Salazar	.303
	Terry Kennedy	.301
1984	Tony Gwynn	.351
1985	Tony Gwynn	.317
1986	Tony Gwynn	.329
1987	Tony Gwynn	.370
	John Kruk	.313
	Benito Santiago	.300

ACTIVE PITCHERS VS. SAN DIEGO (Minimum One Decision)

Pitcher	1987	All-Time	Pitcher	1987	All-Time	Pitcher	1987	All-Time
Acker	0-0	1-1	Heathcock	0-1	0-1	Pacillo	2-0	2-0
Aguilera	1-0	2-1	Heaton	2-1	2-1	Palmer	1-1	3-3
Alexander	0-3	4-6	Hernandez, M.	0-2	0-2	Parrett	0-1	0-2
Allen	0-0	4-3	Hernandez, W.	0-0	3-2	Patterson	0-1	0-1
Andersen	1-0	1-0	Hershiser	2-1	6-4	Pena	0-1	2-5
Assenmacher	0-0	1-0	Hesketh	0-0	2-1	Powell	0-0	0-1
Bannister	0-0	1-1	Hillegas	1-0	1-0	Power	1-0	6-4
Barker	0-0	0-2	Hoffman	1-3	1-3	Price	0-0	4-5
Bedrosian	0-0	4-7	Holton	0-1	0-2	Puleo	2-0	4-6
Belcher	1-0	1-0	Honeycutt	0-2	4-6	Rasmussen	1-0	1-0
Berenguer	0-0	0-1	Horton	0-0	1-1	Rawley	2-0	3-0
Berenyi	0-0	7-3	Hough	0-0	3-3	Reardon	0-0	3-5
Bielecki	0-0	2-2	Howell	1-0	4-6	Reuschel	1-0	15-7
Bittiger	0-0	0-1	Hudson	0-0	1-5	Rhoden	0-0	12-13
Blyleven	0-0	2-0	Hume	0-0	5-6	Ritchie	0-1	0-1
Brown	0-1	0-1	Jackson	0-1	0-1	Robinson, D.	2-0	5-3
Browning	3-0	5-3	Johnson, Joe	0-0	0-3	Robinson, J.	2-1	3-5
Burke	2-0	4-0	Kepshire	0-0	1-1	Robinson, R.	1-0	3-2
Calhoun	0-0	1-0	Kerfeld	0-0	4-0	Ruffin	1-1	2-1
Calvert	0-0	1-0	Kipper	0-1	0-2	Ryan	0-1	13-10
Candelaria	0-0	9-10	Knepper	0-2	15-17	Sambito	0-0	4-4
Carman	3-0	4-0	Knudson	0-0	0-2	Sanderson	1-0	6-4
Coffman	0-1	0-1	Krukow	0-0	8-11	Schatzeder	1-0	1-5
Cone	1-0	1-0	LaCoss	1-1	8-9	Schiraldi	0-0	1-0
Conroy	0-1	1-2	Lamp	0-0	2-2	Scott	3-3	12-7
Cox	0-0	3-2	Lancaster	1-0	1-0	Shipanoff	0-0	0-1
Crews	1-0	1-0	Landrum	0-1	0-1	Sisk	0-0	2-1
Darling	1-1	4-1	LaPoint	0-0	4-4	Smith, Bryn	2-0	5-1
Darwin	1-1	1-1	Lea	0-0	8-1	Smith, Dave	0-1	3-4
Davis, Mark	0-1	3-5	Leach	1-0	1-0	Smith, Lee	0-0	5-1
Dawley	0-0	1-1	Lefferts	1-0	2-1	Smith, Pete	1-0	1-0
Dayley	1-1	4-4	Leibrandt	0-0	4-3	Smith, Zane	1-1	5-4
Dedmon	0-1	1-3	Lynch	0-0	2-4	Speck	0-0	1-0
DeLeon, Jose	0-0	1-3	Madden	0-0	2-1	Soto	0-0	6-6
Deshaies	0-1	2-1	Maddux, G.	1-0	1-0	Stewart	0-0	0-1
Diaz	0-0	2-0	Magrane	1-0	1-0	Sutcliffe	3-0	9-5
DiPino	1-0	2-3	Mahler, R.	0-1	6-5	Sutter	0-0	7-6
Downs	4-0	4-0	Martinez, D.	0-0	0-1	Tekulve	0-0	12-7
Drabek	0-1	0-1	Mason	1-0	1-1	Terrell	0-0	2-0
Dunne	2-0	2-0	Mathews	2-1	3-1	Tewksbury	0-1	0-1
Eckersley	0-0	1-2	McClure	0-0	0-1	Tibbs	0-0	1-4
Fernandez	1-3	3-5	McDowell	1-0	2-0	Toliver	1-0	1-0
Fisher	2-1	2-1	McGaffigan	0-0	0-4	Trout	2-0	6-3
Fontenot	0-0	0-3	McMurtry	0-0	2-6	Tudor	1-0	4-3
Forsch, Bob	1-0	12-8	McWilliams	0-1	6-3	Tunnell	0-0	3-0
Franco	1-0	6-0	Meads	0-1	0-1	Valenzuela	2-0	14-8
Frazier	0-0	1-0	Meridith	0-0	1-0	Vande Berg	0-1	0-1
Garber	1-2	7-7	Mitchell	0-1	0-1	Walk	2-0	5-3
Garrelts	0-0	1-3	Montgomery	0-1	0-1	Welch	3-1	11-7
Glavine	0-1	0-1	Moore, D.	0-0	3-4	Welsh	0-0	0-2
Gooden	2-0	7-2	Moyer	0-2	1-2	Whitson	0-0	4-6
Gott	1-0	1-1	Mulholland	0-0	1-2	Wilcox	0-0	1-2
Grant	1-0	1-0	Murphy	2-1	3-1	Williams	0-0	3-0
Gross	0-1	3-2	Niedenfuer	0-0	0-2	Winn	0-0	2-0
Guante	0-0	4-0	Niekro, J.	0-0	25-10	Worrell	2-1	3-1
Gullickson	0-0	8-3	Niemann	0-0	0-1	Young	0-1	0-1
Gumpert	0-0	1-0	Noles	0-0	0-5	Youmans	3-0	4-3
Hammaker	1-2	3-8	Orosco	1-0	5-3			

FREE AGENTS (Lost and Signed)

1976	Signed Gene Tenace
	Signed Rollie Fingers
1977	Signed Oscar Gamble
1979	Signed Rick Wise
	Signed John Curtis
1979	Derral Thomas signed by Dodgers
	Jay Johnstone signed by Dodgers
1980	Dave Winfield signed by Yankees
1982	Signed Steve Garvey
1984	Signed Rich Gossage
1985	Ed Whitson signed by Yankees
	Signed Jerry Royster
	Signed Tim Stoddard
1986	Signed Dane Iorg

PADRES ALL-TIME LEADERS

PITCHING

Year-By-Year and Career

WINS

1969 J. Niekro & A. Santorini	8
1970 P. Dobson	12
1971 C. Kirby	15
1972 C. Kirby	12
1973 S. Arlin	11
1974 D. Freisleben, B. Greif, L. Hardy & D. Spillner	9
1975 R. Jones	20
1976 R. Jones	*22
1977 B. Shirley	12
1978 G. Perry	21
1979 G. Perry	12
1980 B. Shirley & R. Fingers	11
1981 J. Eichelberger	8
1982 T. Lollar	16
1983 E. Show	15
1984 E. Show	15
1985 A. Hawkins	18
1986 Hawkins & McCullers	10
1987 E. Whitson	10

Career:

R. Jones	92
E. Show	70
D. Dravecky	53
C. Kirby	52
A. Hawkins	46

EARNED RUN AVERAGE

1969 J. Niekro	3.70
1970 D. Coombs	3.30
1971 D. Roberts	2.10
1972 C. Kirby	3.13
1973 B. Greif	3.21
1974 D. Freisleben	3.65
1975 R. Jones	2.24
1976 R. Jones	2.74
1977 B. Shirley	3.70
1978 G. Perry	2.72
1979 G. Perry	3.05
1980 G. Lucas	3.24
1981 J. Eichelberger	3.51
1982 T. Lollar	3.13
1983 D. Dravecky	3.58
1984 D. Dravecky	2.93
1985 D. Dravecky	2.93
1986 L. McCullers	2.78
1987 L. McCullers	3.72

Career:

G. Perry	2.88
D. Roberts	2.99
D. Dravecky	3.12
R. Jones	3.30
E. Show	3.39

INNINGS PITCHED

1969 C. Kirby	215.2
1970 P. Dobson	215.0
1971 D. Roberts	269.2
1972 S. Arlin	250.0
1973 B. Greif	199.1
1974 B. Greif	226.0
1975 R. Jones	285.0
1976 R. Jones	*315.1
1977 B. Shirley	214.0
1978 G. Perry	260.2
1979 R. Jones	263.0
1980 J. Curtis	187.0
1981 J. Eichelberger	141.1
1982 T. Lollar	232.2
1983 E. Show	200.2
1984 E. Show	206.2
1985 E. Show	233.0
1986 A. Hawkins	209.1
1987 E. Show	206.1

Career:

R. Jones	1,766.0
E. Show	1,156.0
C. Kirby	1,128.0
D. Dravecky	980.1
A. Hawkins	885.0

STRIKEOUTS

1969 C. Kirby	113
1970 P. Dobson	185
1971 C. Kirby	231
1972 C. Kirby	175
1973 C. Kirby	129
1974 B. Greif	137
1975 D. Spillner	104
1976 B. Storm	103
1977 B. Shirley	146
1978 G. Perry	154
1979 G. Perry	140
1980 S. Mura	107
1981 J. Eichelberger	81
1982 T. Lollar	150
1983 T. Lollar	135
1984 T. Lollar	131
1985 E. Show	141
1986 A. Hawkins	117
1987 E. Whitson	135

Career:

C. Kirby	802
E. Show	686
R. Jones	677
D. Dravecky	456
T. Lollar	454

COMPLETE GAMES

1969 J. Niekro	8
1970 P. Dobson	8
1971 D. Roberts	14
1972 S. Arlin	12
1973 B. Greif	9
1974 B. Greif	7
1975 R. Jones	18
1976 R. Jones	*25
1977 B. Owchinko	3
1978 R. Jones	7
1979 G. Perry	10
1980 J. Curtis	6
1981 C. Welsh	4
1982 J. Eichelberger	8
1983 D. Dravecky	9
1984 D. Dravecky, T. Lollar & E. Show	3
1985 L. Hoyt	8
1986 Dravecky & Hawkins	3
1987 E. Show	5

Career:

R. Jones	71
C. Kirby	34
S. Arlin	31
D. Dravecky	23
E. Show	21

SHUTOUTS

1969 J. Niekro	3
1970 D.A. Roberts	2
1971 S. Arlin	4
1972 F. Norman	6
1973 S. Arlin & B. Greif	3
1974 D. Spillner	2
1975 R. Jones	6
1976 R. Jones	5
1977 B. Owchinko	2
1978 R. Jones, G. Perry & E. Rasmussen	2
1979 E. Rasmussen	3
1980 R. Jones	3
1981 C. Welsh	2
1982 T. Lollar & E. Show	2
1983 E. Show	2
1984 T. Lollar & D. Dravecky	2
1985 L. Hoyt	3
1986 Four men with	1
1987 E. Show	3

Career:

R. Jones	18
S. Arlin	11
E. Show	10
C. Kirby	7
Three men with	6

SAVES

1969 B. McCool	7
1970 T. Dukes	10
1971 A. Severinsen	8
1972 M. Corkins	6
1973 M. Caldwell	10
1974 V. Romo	9
1975 D. Frisella & B. Greif	9
1976 B. Metzger	16
1977 R. Fingers	35
1978 R. Fingers	*37
1979 R. Fingers	13
1980 R. Fingers	23
1981 G. Lucas	13
1982 G. Lucas	13
1983 G. Lucas	17
1984 R. Gossage	25
1985 R. Gossage	26
1986 R. Gossage	21
1987 L. McCullers	16

Career:

R. Fingers	108
R. Gossage	83
G. Lucas	49
L. DeLeon	31
L. McCullers	26

Boldface Indicates Padre Record Holders

* Led League

LOW-HIT GAMES

No-Hitters

Padres

NONE

Opponents (3)

PITCHER	DATE	OPPONENT	SCORE
Dock Ellis	June 12, 1970	Pittsburgh	0-2
Milt Pappas	September 2, 1972	at Chicago	0-8
Phil Niekro	August 5, 1973	at Atlanta	0-9

One-Hitters

Padres (11)

PITCHER	DATE	OPPONENT	SCORE	HIT BY/INNING
Dick Kelley	July 6, 1969	Houston	1-0	Menke, single in 2nd
Clay Kirby	Sept. 18, 1971	at San Francisco	2-1	McCovey, homer in 8th
Steve Arrlin	June 23, 1972	San Francisco	4-1	Maddox, triple in 2nd
Dan Spillner	June 19, 1974	at Chicago	1-0	Monday, single in 3rd
*Randy Jones	May 19, 1975	St. Louis	1-0	Melendez, single in 7th
Randy Jones	July 3, 1975	Cincinnati	2-1	Plummer, double in 8th
Eric Rasmussen	Sept. 28, 1979	at San Francisco	2-0	Evans, single in 2nd
Juan Eichelberger	June 2, 1982	at Chicago	3-1	Thompson, inf. single in 2nd
Dave Dravecky	July 30, 1984	Los Angeles	12-0	Russell double in 7th
Mark Thurmond	April 30, 1986	St. Louis	5-0	McGee single in 7th
Jimmy Jones	Sept. 21, 1986	at Houston	5-0	Knepper triple in 3rd

*10 innings

Opponents (15)

PITCHER	DATE	OPPONENT	SCORE	HIT BY/INNING
Tom Griffin	April 19, 1970	at Houston	1-5	Gaston, double in 7th
Bob Gibson	June 17, 1970	St. Louis	0-8	Murrell, single in 7th
Larry Dierker	May 6, 1971	Houston	0-8	Brown, single in 7th
Bill Stoneman	June 16, 1971	at Montreal	0-2	Gaston, single in 7th
Juan Pizarro	August 5, 1971	at Chicago	0-3	Brown, single in 5th
Tom Seaver	July 4, 1972	at New York	0-2	Lee, single in 9th
Don Sutton	May 9, 1974	Los Angeles	0-6	Grubb, single in 2nd
John Curtis	August 29, 1974	St. Louis	1-3	Kendall, single in 8th
Steve Stone and Tom Dettore	July 19, 1975	Chicago	1-2	Grubb, single in 7th
Dick Ruthven	May 9, 1979	Philadelphia	0-2	Briggs, double in 7th
Bruce Kison	June 3, 1979	at Pittsburgh	0-7	Evans, double in 8th
Nolan Ryan	August 11, 1982	Houston	0-3	Kennedy, single in 5th
Nolan Ryan	August 3, 1983	Houston	0-1	Flannery, single in 3rd
#Rick Honeycutt	April 27, 1984	Los Angeles	0-1	Salazar, inf., single in 4th
Orel Hershiser	April 26, 1985	Los Angeles	0-2	Gwynn, single in 4th

#Rain shortened after 6.2 innings.

SAN DIEGO
PADRES
BASEBALL CLUB

PADRES ALL-TIME LEADERS BATTING Year-By-Year and Career

BATTING AVERAGE

1969 O. Brown264
1970 C. Gaston318
1971 O. Brown273
1972 C. Gaston269
1973 D. Roberts286
1974 J. Grubb286
1975 T. Fuentes280
1976 M. Ivie291
1977 G. Hendrick311
1978 D. Winfield308
1979 D. Winfield308
1980 G. Richards301
1981 L. Salazar303
1982 T. Kennedy295
1983 T. Kennedy284
1984 T. Gwynn*351
1985 T. Gwynn317
1986 T. Gwynn329
1987 T. Gwynn*370

Career:

T. Gwynn325
G. Richards291
J. Grubb288
D. Winfield284
S. Garvey275

DOUBLES

1969 A. Ferrara22
1970 O. Brown34
1971 N. Colbert25
1972 N. Colbert27
1973 N. Colbert25
1974 D. Thomas24
1975 J. Grubb36
1976 D. Winfield26
1977 D. Winfield & M. Ivie29
1978 D. Winfield30
1979 D. Winfield29
1980 G. Richards26
1981 R. Jones34
1982 T. Kennedy42
1983 T. Kennedy27
1984 C. Martinez28
1985 S. Garvey34
1986 T. Gwynn33
1987 T. Gwynn36

Career:

D. Winfield179
T. Kennedy158
T. Gwynn133
N. Colbert130
G. Templeton128

RUNS BATTED IN

1969 N. Colbert66
1970 C. Gaston93
1971 N. Colbert84
1972 N. Colbert111
1973 N. Colbert80
1974 D. Winfield75
1975 D. Winfield76
1976 M. Ivie70
1977 D. Winfield92
1978 D. Winfield97
1979 D. Winfield*118
1980 D. Winfield87
1981 G. Richards42
1982 T. Kennedy97
1983 T. Kennedy98
1984 S. Garvey86
1985 S. Garvey81
1986 K. McReynolds96
1987 J. Kruk91

Career:

D. Winfield625
N. Colbert481
T. Kennedy424
S. Garvey316
C. Gaston316

RUNS

1969 O. Brown76
1970 C. Gaston92
1971 N. Colbert81
1972 N. Colbert87
1973 N. Colbert73
1974 D. Winfield57
1975 D. Winfield74
1976 D. Winfield81
1977 D. Winfield104
1978 G. Richards90
1979 D. Winfield97
1980 G. Richards91
1981 R. Jones & O. Smith53
1982 G. Templeton76
1983 A. Wiggins83
1984 A. Wiggins106
1985 T. Gwynn90
1986 T. Gwynn#107
1987 T. Gwynn119

Career:

D. Winfield599
G. Richards484
T. Gwynn471
N. Colbert442
T. Kennedy308

TRIPLES

1969 N. Colbert9
1970 C. Gaston9
1971 C. Gaston9
1972 L. Lee & J. Morales7
1973 C. Gaston4
1974 D. Thomas6
1975 B. Tolan4
1976 W. Davis10
1977 B. Almon & G. Richards11
1978 G. Richards12
1979 D. Winfield10
1980 G. Richards8
1981 G. Richards12
1982 Richards & Templeton8
1983 J. Bonilla4
1984 T. Gwynn10
1985 S. Garvey6
1986 T. Gwynn7
1987 T. Gwynn13

Career:

G. Richards63
T. Gwynn39
D. Winfield39
C. Gaston29
G. Templeton, N. Colbert & L. Salazar22

STOLEN BASES

1969 J. Arcia14
1970 D. Campbell18
1971 E. Hernandez21
1972 E. Hernandez24
1973 Hernandez & Thomas15
1974 E. Hernandez37
1975 D. Winfield23
1976 D. Winfield26
1977 G. Richards56
1978 O. Smith40
1979 O. Smith28
1980 G. Richards61
1981 O. Smith22
1982 A. Wiggins33
1983 A. Wiggins66
1984 A. Wiggins70
1985 G. Templeton16
1986 T. Gwynn37
1987 T. Gwynn56

Career:

G. Richards242
A. Wiggins171
T. Gwynn155
O. Smith147
D. Winfield133

HITS

1969 O. Brown150
1970 C. Gaston186
1971 N. Colbert149
1972 N. Colbert141
1973 N. Colbert & F. Kendall143
1974 D. Winfield132
1975 T. Fuentes158
1976 D. Winfield139
1977 D. Winfield169
1978 D. Winfield181
1979 D. Winfield184
1980 G. Richards193
1981 L. Salazar121
1982 T. Kennedy166
1983 T. Kennedy156
1984 T. Gwynn*213
1985 T. Gwynn197
1986 T. Gwynn*211
1987 T. Gwynn*218

Career:

D. Winfield1,134
G. Richards994
T. Gwynn988
T. Kennedy817
G. Templeton & N. Colbert780

HOME RUNS

1969 N. Colbert24
1970 N. Colbert38
1971 N. Colbert27
1972 N. Colbert38
1973 N. Colbert22
1974 W. McCovey22
1975 W. McCovey23
1976 D. Winfield13
1977 D. Winfield25
1978 D. Winfield24
1979 D. Winfield34
1980 D. Winfield20
1981 J. Lefebvre8
1982 T. Kennedy21
1983 T. Kennedy17
1984 Nettles & McReynolds20
1985 C. Martinez21
1986 K. McReynolds26
1987 J. Kruk20

Career:

N. Colbert163
D. Winfield154
C. Gaston77
T. Kennedy76
G. Tenace68

**Boldface indicates Padre
Record Holders
* Led League
Tied for League Lead**

HOME RUNS

Padres Home Runs by Ballpark - 1987

	Western Division							Eastern Division					
	'87 HR's	@ Atl	@ Cin	@ Hou	@ LA	@ SF	@ SD	@ Chi	@ Mtl	@ NY	@ Phi	@ Pit	@ StL
Abner	2	0	0	0	0	1	1	0	0	0	0	0	0
Bochy	2	1	0	0	0	0	1	0	0	0	0	0	0
Brown	12	3	0	0	1	2	3	2	0	0	0	0	1
Garvey	1	0	1	0	0	0	0	0	0	0	0	0	0
Gwynn	7	1	0	0	0	0	5	0	1	0	0	0	0
Jefferson	8	2	0	0	0	0	5	0	0	0	0	1	0
Jones	1	0	1	0	0	0	0	0	0	0	0	0	0
Kruk	20	4	2	0	0	0	8	1	2	2	0	1	0
Mack	4	0	0	0	0	1	2	0	0	0	0	1	0
Martinez	15	0	0	0	0	4	10	0	0	1	0	0	0
Mitchell	7	0	1	0	2	1	2	0	0	0	1	0	0
Ready	12	0	2	0	1	0	7	0	0	1	0	0	1
Salazar	3	1	0	1	0	0	1	0	0	0	0	0	0
Santiago	18	1	0	1	0	1	11	0	0	0	2	1	1
Templeton	5	0	0	1	0	0	2	1	0	0	0	0	1
Wynne	2	0	0	0	0	0	2	0	0	0	0	0	0
TOTALS	119	13	7	3	4	10	60	4	3	4	3	4	4

Padres Home Runs by Ballparks - Career

	Western Division							Eastern Division					
	NL HR's	@ Atl	@ Cin	@ Hou	@ LA	@ SF	@ SD	@ Chi	@ Mtl	@ NY	@ Phi	@ Pit	@ StL
Brown	36	4	3	3	1	10	5	5	0	1	2	1	1
Brumley	1	0	0	0	0	0	0	0	0	1	0	0	0
Flannery	9	0	0	0	1	0	5	2	0	1	0	0	0
Gwynn	34	2	3	2	1	1	19	1	1	1	0	2	1
Jefferson	9	2	0	0	0	0	5	0	0	0	1	1	0
Jones	1	0	1	0	0	0	0	0	0	0	0	0	0
Kruk	24	5	3	0	0	0	9	2	2	2	0	1	0
Mack	4	0	0	0	0	1	2	0	0	0	0	1	0
Martinez	64	1	3	1	2	7	37	3	0	4	3	0	3
Moreland	110	4	3	2	1	2	5	67	8	4	7	5	2
Ready	12	0	2	0	1	0	7	0	0	1	0	0	1
Santiago	21	1	0	2	0	1	13	0	0	0	2	1	1
Show	4	1	1	0	0	0	1	0	0	0	0	1	0
Templeton	49	7	1	2	2	2	13	4	3	1	3	2	9
Wynne	9	1	0	0	0	0	7	0	0	0	0	1	0

Padres Pitchers With Home Runs (28)

PITCHER	DATE	OPPONENT
Al Santorini	August 19, 1969	at Montreal
#Dave Roberts	May 8, 1970	at Montreal
Dave Roberts	July 9, 1970	at Cincinnati
Mike Corkins	September 4, 1970	at Cincinnati
#Earl Wilson	September 9, 1970	Atlanta
*Mike Corkins	June 28, 1972	Atlanta
Mike Corkins	May 23, 1973	at Los Angeles
Mike Corkins	May 28, 1973	Montreal
#Mike Corkins	August 4, 1973	at Atlanta
Tom Griffin	May 12, 1977	at New York
Tom Griffin	June 27, 1977	at Houston
Gaylord Perry	May 10, 1979	Philadelphia
Tim Lollar	April 28, 1981	at Cincinnati
Tim Lollar	April 18, 1982	at Atlanta
Tim Lollar	April 29, 1982	New York
Tim Lollar	July 11, 1982	at New York
Tim Lollar	August 14, 1983	at Cincinnati
Tim Lollar	April 11, 1984	St. Louis
Tim Lollar	May 14, 1984	Montreal
Eric Show	June 24, 1984	at Cincinnati
#Eric Show	July 22, 1984	at Pittsburgh
Eric Show	September 6, 1984	Cincinnati
Tim Lollar	September 20, 1984	San Francisco
Eric Show	September 27, 1985	at Atlanta
Dave Dravecky	April 16, 1986	Los Angeles
Craig Lefferts	April 25, 1986	San Francisco
Tim Stoddard	June 18, 1986	San Francisco
Jimmy Jones	July 30, 1987	at Cincinnati

* First game of doubleheader

Second game of doubleheader

Padres Grand Slams (37)

PLAYER	DATE	INN.	OPPONENT	PITCHER
*Al Ferrara	May 2, 1969	4	at Cincinnati	George Culver
Ollie Brown	May 3, 1969	1	at Cincinnati	Tony Cloninger
Roberto Pena	May 10, 1969	4	at St. Louis	Steve Carlton
Nate Colbert	May 25, 1969	3	Chicago	Don Nottebart
Ed Spiezio	August 18, 1970	6	at Chicago	Roberto Rodriguez
Mike Corkins	September 4, 1970	4	at Cincinnati	Jim Merritt
#Ramon Webster	September 7, 1970	9	Houston	Ken Forsch
Nate Colbert	June 6, 1971	5	Montreal	John Strohmayr
Bob Barton	June 18, 1971	9	at San Francisco	Jerry Johnson
*Clarence Gaston	June 14, 1972	6	at Chicago	Ferguson Jenkins
Nate Colbert	August 1, 1972	2	at Atlanta	Pat Jarvis
Nate Colbert	September 7, 1972	6	Cincinnati	Jack Billingham
Nate Colbert	May 17, 1974	1	at San Francisco	Ron Bryant
Willie McCovey	May 19, 1974	5	at San Francisco	Tom Bradley
*Willie McCovey	May 30, 1975	8	at New York	Bob Apodaca
Mike Ivie	July 1, 1975	5	at Los Angeles	Jim Brewer
Dave Winfield	April 13, 1976	7	at Los Angeles	Stan Wall
Dave Winfield	May 21, 1976	1	Cincinnati	Gary Nolan
Doug Rader	September 29, 1976	1	Cincinnati	Fred Norman
Gene Tenace	April 18, 1977	5	at Atlanta	Bob Johnson
Mike Ivie	May 20, 1977	1	at Montreal	Gerry Hannahs
Dave Kingman	August 5, 1977	6	at Chicago	Paul Reuschel
Dave Kingman	August 21, 1977	1	at St. Louis	Tom Underwood
Dave Winfield	July 4, 1978	1	at San Francisco	John Montefusco
Barry Evans	May 25, 1980	9	at St. Louis	Pedro Borbon
Randy Bass	April 12, 1981	3	at San Francisco	Tom Griffin
Steve Garvey	July 3, 1983	5	San Francisco	Mark Davis
Tim Flannery	July 11, 1983	1	Chicago	Ferguson Jenkins
*Kurt Bevacqua	July 14, 1983	7	Pittsburgh	Rod Scurry
Bobby Brown	August 6, 1983	8	Cincinnati	Tom Hume
*Champ Summers	April 10, 1984	5	St. Louis	Bob Forsch
Garry Templeton	July 29, 1984	6	Houston	Mike LaCoss
Carmelo Martinez	April 15, 1985	7	San Francisco	Greg Minton
#Kurt Bevacqua	June 7, 1985	5	at Cincinnati	Tom Browning
Jerry Royster	June 21, 1985	8	San Francisco	Greg Minton
Kurt Bevacqua	June 23, 1985	5	San Francisco	Atlee Hammaker
Kevin McReynolds	October 4, 1986	3	at Cincinnati	Bill Gullickson

* Pinch Hitter # First game of doubleheader

Current Padres Career Grand Slams (4) (For other teams)

PLAYER	TEAM	DATE	OPPONENT	PITCHER
Chris Brown	San Francisco	8-3-85	at Atlanta	Rick Mahler
Keith Moreland	Philadelphia	6-30-80	at Montreal	Bill Gullickson
Keith Moreland	Chicago	8-5-84	Montreal	Dick Grapenthin
Keith Moreland	Chicago	6-3-87	Houston	Julio Solano

Padres Inside-the-Park Home Runs (8)

Dave Roberts	September 29, 1973	Los Angeles
Derrel Thomas	June 14, 1974	Montreal
Luis Salazar	July 8, 1982	at Philadelphia
Gene Richards	July 10, 1982	at New York
Gene Richards	September 26, 1982	at Atlanta
Carmelo Martinez	September 2, 1984	at New York
Garry Templeton	September 17, 1987	Atlanta
John Kruk	September 24, 1987	at Cincinnati

Inside-The-Park Home Runs Vs. Padres (7)

PLAYER	DATE	OPPONENT
Denny Doyle	July 18, 1970	Philadelphia
Heity Cruz	June 18, 1976	at St. Louis
Lou Brock	June 18, 1976	at St. Louis
Bob Boone	July 10, 1976	at Philadelphia
Ellis Valentine	May 21, 1977	at Montreal
Jerry White	June 12, 1980	at Montreal
Tim Raines	May 7, 1981	at Montreal

Padres Pinch-Hit Home Runs (61)

PLAYER	DATE	INN.	ON BASE	OPPONENT	PITCHER
Al Ferrara	May 2, 1969	4	3	at Cincinnati	George Culver
Al Ferrara	May 16, 1969	7	0	St. Louis	Ray Washburn
Ivan Murrell	April 16, 1970	10	0	at Atlanta	Phil Niekro
#Ramon Webster	July 3, 1970	5	0	at Atlanta	Phil Niekro
Ed Spiezio	July 18, 1970	9	0	Philadelphia	Dick Selma
Ivan Murrell	July 15, 1971	13	0	at Pittsburgh	Mudcat Grant
Garry Jestadt	May 14, 1972	8	1	at Montreal	Mike Torrez
Larry Stahl	May 31, 1972	9	1	at Atlanta	Ron Reed
*Jerry Morales	June 7, 1972	9	0	Pittsburgh	Bob Johnson
Clarence Gaston	June 14, 1972	6	3	at Chicago	Ferguson Jenkins
Curt Blefary	June 21, 1972	8	0	at St. Louis	Moe Drabowsky
Jerry Morales	April 7, 1973	9	0	Los Angeles	Jim Brewer
Jerry Morales	June 5, 1973	7	1	at St. Louis	Alan Foster
Dave Winfield	August 3, 1973	5	0	at Atlanta	Ron Schuele
Clarence Gaston	June 4, 1974	8	0	Chicago	Dave LaRoche
Clarence Gaston	June 16, 1974	8	1	at Montreal	Chuck Taylor
Gene Locklear	August 21, 1974	8	0	at Montreal	Chuck Taylor
Willie McCovey	May 30, 1975	8	3	at New York	Bob Apodaca
Willie McCovey	June 12, 1975	8	0	Montreal	Chuck Taylor
Merv Rettenmund	May 18, 1976	9	1	at San Francisco	Gary Lavelle
Willie McCovey	August 8, 1976	8	2	Houston	J.R. Richard
Merv Rettenmund	September 6, 1976	9	0	Los Angeles	Don Sutton
Merv Rettenmund	April 14, 1977	7	0	San Francisco	Jim Barr
Gary Sutherland	April 25, 1977	9	0	Los Angeles	Rick Rhoden
Jerry Turner	June 17, 1977	4	2	St. Louis	John Denny
Jerry Turner	April 16, 1978	9	1	San Francisco	Randy Moffitt
Jerry Turner	May 3, 1978	6	1	at Pittsburgh	Jim Bibby
Jerry Turner	July 2, 1978	8	0	at Houston	Tom Dixon
Jerry Turner	July 22, 1978	9	2	Chicago	Bruce Sutter
Jerry Turner	August 22, 1978	6	2	at Philadelphia	Rawly Eastwick
#Gene Tenace	July 13, 1979	9	0	at Montreal	Dave Palmer
Dave Winfield	April 22, 1980	9	0	at Pittsburgh	Kent Tekulve
Jerry Turner	May 29, 1980	8	1	Cincinnati	Frank Pastore
Von Joshua	June 26, 1980	8	0	San Francisco	Ed Whitson
Jerry Humphrey	July 3, 1980	7	1	at Los Angeles	Burt Hooton
#Gene Tenace	August 17, 1980	7	0	Houston	Joe Niekro
Jerry Turner	April 23, 1981	8	0	at Los Angeles	Rick Sutcliffe
Joe Lefebvre	April 30, 1981	7	0	at Cincinnati	Mike LaCoss
Joe Lefebvre	August 19, 1981	8	0	at St. Louis	Bruce Sutter
Jerry Turner	August 24, 1981	5	2	at Chicago	Mike Krukow
Dave Edwards	June 29, 1982	9	0	at Los Angeles	Jerry Reuss
#Terry Kennedy	June 30, 1982	5	2	at Los Angeles	Dave Stewart
Garry Templeton	July 4, 1982	7	1	San Francisco	Atlee Hammaker
Joe Lefebvre	August 3, 1982	9	0	at Houston	Frank LaCorte
Kurt Bevacqua	July 14, 1983	7	3	Pittsburgh	Rod Scurry
Joe Lansford	September 21, 1983	8	1	at San Francisco	Mark Davis
Champ Summers	April 10, 1984	5	3	St. Louis	Bob Forsch
Kurt Bevacqua	June 14, 1984	7	1	San Francisco	Mark Davis
Graig Nettles	July 14, 1984	9	1	at St. Louis	Bruce Sutter
Kevin McReynolds	August 8, 1984	9	0	at Cincinnati	Mario Soto
Mario Ramirez	June 28, 1985	5	1	Cincinnati	Joe Price
Al Bumbry	August 4, 1985	9	0	at Houston	Mike Scott
Marvell Wynne	April 13, 1986	7	0	Cincinnati	Tom Browning
Bruce Bochy	April 14, 1986	11	0	Los Angeles	Ed Vande Berg
Graig Nettles	May 16, 1986	9	0	Montreal	Jeff Reardon
Terry Kennedy	June 21, 1986	8	1	at Los Angeles	Tom Niedenfuer
Bruce Bochy	July 4, 1986	9	0	Chicago	Ray Fontenot
Carmelo Martinez	August 5, 1986	9	0	Atlanta	Ed Olwine
*Dane Iorg	September 7, 1986	6	0	at New York	Dwight Gooden
Carmelo Martinez	September 14, 1986	9	1	Houston	Mike Scott
John Kruk	July 10, 1987	9	0	at Pittsburgh	Don Robinson

* First game of doubleheader

Second game of doubleheader

SECOND DECK HOMERS IN SAN DIEGO

There have been six balls hit into the second deck of San Diego/Jack Murphy Stadium in left field since the Padres started play here in 1969. Philadelphia's Chris James was the most recent to reach the second tier with a home run down the line on August 29, 1987 off of Eric Nolte. The homer, which hit off of a seat in the first row of the second deck then bounced out, was the lone Phillies run in a 3-1 San Diego win.

James joined former Phillie, Dick Allen, as the only opponents to homer into the second level, while the Padres' Ivan Murrell, Nate Colbert, Dave Kingman and Kevin McReynolds accomplished the feat for San Diego. McReynolds was the last Padre, hitting one on July 24, 1984 off of Houston's Dave Smith.

ACTIVE PLAYERS HOME RUNS VS. SAN DIEGO (Minimum One Home Run)

Player	1987 Career		Player	1987 Career		Player	1987 Career	
	SD-A	SD-A		SD-A	SD-A		SD-A	SD-A
Aguayo	3-0	5-0	Galarraga	1-2	1-2	Porter	0-0	3-0
Almon	0-0	1-0	Garner	0-0	6-2	Puhl	0-0	5-1
Anderson	0-0	0-1	Gladden	0-0	1-0	Raines	0-1	4-5
Andujar	0-0	0-1	Gott	1-0	1-0	Ramirez	0-0	3-7
Ashby	1-2	9-4	Griffey	0-0	0-3	Ray	0-0	2-2
Backman	1-0	1-0	Gross, G.	1-0	1-0	Redus	0-0	1-2
Bailey	0-0	1-3	Guerrero	2-1	18-7	Reid	1-0	1-0
Barnes	1-0	1-1	Hall	0-0	3-1	Reynolds, C.	0-0	1-0
Bass	0-0	5-2	Hamilton	0-0	1-2	Reynolds, R.	1-0	1-0
Bell	1-2	2-8	Harper	0-0	1-3	Reynolds, R.J.	1-0	1-1
Belliard	1-0	1-0	Hayes	1-0	1-1	Rhoden	0-0	0-1
Benedict	0-0	1-1	Heep	0-0	1-1	Robinson, D.	1-0	2-0
Bergman	0-0	3-2	Hendrick	0-0	1-4	Roenicke, G.	0-1	0-1
Berra	0-0	2-1	Hernandez	3-0	6-9	Russell, J.	0-0	1-3
Bilardello	0-0	1-1	Herr	0-0	1-0	Samuel	1-0	4-2
Bonds	3-2	3-2	Horner	0-0	6-13	Sandberg	1-1	5-5
Bonilla, B	1-1	1-1	Hubbard	0-0	4-2	Sanderson	0-1	0-1
Bosley	0-0	0-1	Jackson, C.	1-0	1-0	Santana	1-0	2-0
Bream	0-0	2-1	James	1-2	1-2	Sax	1-0	1-1
Brenly	2-0	5-4	Johnson, H.	2-2	2-2	Schmidt	1-2	21-25
Brock	0-0	3-6	Knight	0-0	6-1	Scioscia	1-0	6-0
Brooks	0-3	3-5	Komminsk	0-0	1-0	Shelby	3-0	3-0
Brown	0-1	2-3	Krukow	0-0	1-0	Smith, L.	0-0	2-0
Bryant	0-0	1-0	Kutcher	0-0	1-0	Smith, O.	0-0	0-1
Buckner	0-0	2-4	LaCoss	0-0	0-1	Speier	0-0	7-3
Butera	1-0	1-0	Landreaux	0-0	4-2	Strawberry	2-2	6-8
Candelaria	0-0	0-1	Larkin	0-1	0-2	Stubbs	3-0	4-0
Carter	1-1	15-17	Law	0-0	1-0	Sundberg	0-1	0-1
Clark, Jack	3-2	13-11	Leonard	2-0	10-4	Terrell	0-0	1-0
Clark, Will	2-0	3-0	Lopes	0-0	8-8	Teufel	0-0	1-0
Concepcion	0-0	7-7	Madlock	0-0	6-5	Thomas	0-1	1-1
Cruz	0-0	9-2	Maldonado	1-0	4-1	Thompson, M.	0-0	1-1
Daniels	2-1	3-1	Marshall	3-1	8-7	Thompson, R.	1-0	1-0
Daulton	0-0	0-1	Martinez, Dave	0-1	0-1	Thon	0-0	5-2
Davis, Chili	2-2	10-7	Matuszek	0-0	4-2	Treadway	0-1	0-1
Davis, Eric	1-1	3-3	Mazzilli	0-1	1-2	Trevino	0-0	0-1
Davis, Glenn	3-0	4-5	McGee	1-0	1-0	Trillo	0-1	1-4
Davis, Jody	2-1	5-6	McGriff	0-1	0-1	Uribe	0-1	1-1
Dawson	2-6	11-12	Melvin	2-3	3-3	Valenzuela	0-0	1-0
Deer	0-0	1-2	Milner	0-1	3-2	Van Gorder	0-0	1-0
Dernier	0-0	2-0	Mitchell	0-1	0-1	Van Slyke	1-1	2-1
Diaz	0-2	6-4	Moreland	1-2	8-11	Venable	0-0	2-2
Doran	0-0	5-2	Morrison	0-0	3-2	Virgil	1-0	7-1
Duncan	1-0	4-0	Mumphrey	1-0	2-3	Wallach	2-1	7-3
Dunston	0-0	0-1	Murphy	1-4	16-28	Walling	0-1	3-4
Durham	2-1	3-8	Nettles	2-0	2-0	Washington, C.	0-0	3-8
Easler	0-0	1-2	Noce	0-1	0-1	Webster	0-1	1-1
Esasky	3-1	7-1	Oberkfell	0-2	3-2	Whitfield	0-0	0-1
Evans, Da.	0-0	10-22	Oester	0-0	4-2	Williams, M.	1-0	1-0
Fitzgerald	0-0	1-0	Orsulak	0-0	1-0	Wilson, G.	1-0	1-1
Foley	0-0	1-1	Palmeiro	1-0	1-0	Wilson, M.	0-0	3-1
Forsch, B.	1-0	1-1	Parker	2-4	19-19	Winningham	0-0	1-1
Francona	0-0	1-2	Pena, T.	0-1	3-3	Woodard	0-0	0-1
Frobel	0-0	1-2	Perry	2-1	2-3	Wynne	0-0	0-1

THREE-HOMER GAMES IN SAN DIEGO

Only five players have connected for three home runs in a single game at San Diego/Jack Murphy Stadium, however, none have been Padres. The last player to join the list was Houston's Glenn Davis on September 10, 1987, a game that San Diego won, 8-7. The complete list of power performances in San Diego:

PLAYER	TEAM	DATE
Lee May	Houston	June 21, 1973
Jim Wynn	Los Angeles	May 11, 1974
Johnny Bench	Cincinnati	May 29, 1980
Gary Carter	New York	September 3, 1985
Glenn Davis	Houston	September 10, 1987

SEASON RECORDS

Club General

BEST RECORD, HOME — 50-31, 1978. AWAY — 44-37, 1984.
WON HOME, MOST — 50, 1978. FEWEST — 26, 1972.
WON AWAY, MOST — 44, 1984. FEWEST — 23, 1969.
LOST HOME, MOST — 54, 1972. FEWEST — 31, 1978.
LOST AWAY, MOST — 59, 1969. FEWEST — 37, 1984.
WON OVER ONE CLUB, HOME — 8, (9 times-last vs. Houston, 1987). AWAY — 7, (4 times-last vs. SF, 1984).
LOST TO ONE CLUB, HOME — 9, (Twice-vs. LA, 1971 & Vs. Atl, 1974) AWAY — 9 vs. Atlanta, 1980.
MOST TOTAL GAMES WON OVER ONE CLUB — 13, vs SF, 1984 and Houston, 1987.
MOST TOTAL GAMES LOST TO ONE CLUB — 17, vs. Atlanta, 1974.
SHUTOUTS, MOST PARTICIPATED — 34, (Twice-1972, 1976). WON — 19, 1985. LOST — 23, (Twice-1969, 1976)
SHUTOUTS, MOST WON, HOME — 9, 1978, 1982 & 1984. AWAY — 13, 1985.
SHUTOUTS, MOST LOST, HOME — 10, 1975 & 1976. AWAY — 15, 1969.
SHUTOUTS OVER ONE TEAM — 5, vs. Houston, 1984. BY OPPOSITION — 5, (4 times-last by Houston, 1979).
SEASON SERIES SWEEP BY PADRES AT S.D. — 5 times (last vs. New York, 1981). BY OPPOSITION AT S.D. — 7 times (last by Pittsburgh, 1977).
SEASON SERIES SWEEP BY PADRES ON ROAD — none. BY OPPOSITION ON ROAD — 9 times (last by Chicago, 1987)
ONE-RUN GAMES PLAYED, MOST — 64, 1980. MOST WON — 34, 1978 & 1984. FEWEST WON — 13, 1969. MOST LOST — 37, 1970. FEWEST LOST — 13, 1974.
ONE-RUN VICTORIES, MOST HOME — 24, 1979. FEWEST HOME — 5, 1969. MOST ROAD — 15, 1978 & 1984. FEWEST ROAD — 5, 1979 & 1987.
ONE-RUN LOSSES, MOST HOME — 20, 1972. FEWEST HOME — 3, 1974. MOST ROAD — 23, 1970. FEWEST ROAD — 9, 1977.
EXTRA-INNING GAMES, MOST PLAYED — 22, 1977.
EXTRA-INNING GAMES, MOST WON — 11, 1979. MOST LOST — 14, 1972. BEST RECORD — 10-7, 1979.
DOUBLEHEADERS, MOST WON — 5, 1977. MOST LOST — 8, 1969. BEST RECORD — 5-1-2, 1977.
1-0 GAMES, MOST WON — 6, 1985. MOST LOST — 5, 1976.
VS. RIGHTHANDERS, MOST WON — 62, 1984. MOST LOST — 93, 1969.
VS. LEFTHANDERS, MOST WON — 30, 1984. MOST LOST — 36, 1979.
PLAYERS USED, SEASON, MOST — 43, 1969 & 1974. FEWEST — 31, 1984.

Club Batting - Season

BATTING AVERAGE, HIGHEST — .261, 1986. LOWEST — .225, 1969.
AT BATS — 5,602, 1977.
RUNS SCORED, MOST PADRES — 692, 1977. MOST OPPONENTS — 834, 1977. FEWEST PADRES — 468, 1969. FEWEST OPPONENTS — 598, 1978.
HITS, MOST — 1,442, 1986. FEWEST — 1,203, 1969.
DOUBLES — 245, 1977.
TRIPLES — 53, 1979.
HOME RUNS, MOST — 172, 1970. FEWEST — 64, 1976.
HOME RUNS AT HOME, MOST — 80, 1986. FEWEST — 30, 1976.
HOME RUNS ON ROAD, MOST — 104, 1970. FEWEST — 34, 1976.
PINCH HITS, MOST — 74, 1986. FEWEST — 35, 1985.
MOST PINCH HIT GAME-WINNING RBI — 6, 1986.
BEST PINCH HIT AVERAGE — .262, 1978.
STOLEN BASES — 239, 1980.
HOME RUNS VS. ONE CLUB, MOST — 25, vs. Atlanta, 1970. FEWEST — 1, vs. Montreal, 1978.
HOME RUNS VS. PADRES, MOST — 28, by Atlanta, 1973. FEWEST — 2, by St. Louis, 1969 & by Montreal, 1971.
STRIKEOUTS, MOST — 1,164, 1970. FEWEST — 716, 1976.
BASE ON BALLS, MOST — 602, 1977. FEWEST — 401, 1973.
LEFT ON BASE, MOST — 1,239, 1980. FEWEST — 1,067, 1969.
HIT BY PITCHER, MOST — 39, 1970. FEWEST — 15, 1972.

Club Pitching - Season

EARNED RUN AVERAGE, LOWEST — 3.22, 1971. HIGHEST — 4.58, 1974.
COMPLETE GAMES, MOST — 47, 1976. FEWEST — 6, 1977.
STRIKEOUTS, MOST — 960, 1972. FEWEST — 652, 1976.
BASE ON BALLS, MOST — 715, 1974. FEWEST — 438, 1978.
HITS, MOST — 1,556, 1977. FEWEST — 1,327, 1984.
RUNS ALLOWED, MOST — 834, 1977. FEWEST — 598, 1978.
SAVES, MOST — 55, 1978. FEWEST — 17, 1971.
WILD PITCHES, MOST — 67, 1974. FEWEST — 23, 1979.
BALKS, MOST — 25, 1977. FEWEST — 3, 1973.
HIT BATSMEN, MOST — 48, 1974. FEWEST — 12, 1978 & 1980.
HOME RUNS ALLOWED, MOST — 175, 1987. FEWEST — 74, 1978.

Club Fielding - Season

FIELDING PERCENTAGE, HIGHEST — .980, 1980 & 1985. LOWEST — .971, 1977.
ERRORS, FEWEST — 124, 1985. MOST — 189, 1977.
DOUBLE PLAYS, MOST — 171, 1978. FEWEST — 126, 1974.

Individual Batting - Season

AVERAGE — .370, Tony Gwynn, 1987.
SLUGGING PERCENTAGE — .558, Dave Winfield, 1979.
GAMES PLAYED — 162, Dave Winfield, 1980 & Steve Garvey, 1985.
RUNS SCORED — 119, Tony Gwynn, 1987.
HITS — 218, Tony Gwynn, 1987.
TOTAL BASES — 333, Dave Winfield, 1979.
ONE-BASE HITS — 177, Tony Gwynn, 1984.
DOUBLES — 42, Terry Kennedy, 1982.
TRIPLES — 13, Tony Gwynn, 1987.
HOME RUNS, TOTAL — 38, Nate Colbert, 1970 & 1972.
RUNS BATTED IN — 118, Dave Winfield, 1979.
GAME-WINNING RBI — 15, Terry Kennedy, 1982 & Steve Garvey, 1984.
PINCH-HIT AVERAGE (Minimum 20 at bats) — .478, Terry Kennedy, 1986.
MOST PINCH HITS — 21, Merv Rettenmund, 1977.
STOLEN BASES — 70, Alan Wiggins, 1984.
STRIKEOUTS, MOST — 150, Nate Colbert, 1970. FEWEST — 23, Tony Gwynn, 1984.
BASE ON BALLS — 125, Gene Tenace, 1977.
INTENTIONAL WALKS — 26, Tony Gwynn, 1987.
SACRIFICE HITS — 28, Ozzie Smith, 1978.
HIT-BY-PITCHER — 13, Gene Tenace, 1977.
GROUNDED INTO DOUBLE PLAYS, MOST — 25, Steve Garvey, 1984 & 1985. FEWEST — 2, Alan Wiggins, 1984.

Individual Fielding - Season

FIRST BASEMAN — 1.000, Steve Garvey, 1984. SECOND BASEMAN — .993, Tim Flannery, 1986. SHORTSTOP — .974, Ozzie Smith, 1980. THIRD BASEMAN — .959, Graig Nettles, 1985. OUTFIELDER — .993, Kevin McReynolds, 1985. CATCHER — .998, Gene Tenace, 1979. PITCHER — 1.000, Randy Jones, 1976, Mark Thurmond, 1984 and Andy Hawkins, 1986.

Individual Pitching - Season

APPEARANCES, MOST — 83, Craig Lefferts, 1986. BY ROOKIE — 77, Butch Metzger, 1976.
COMPLETE GAMES — 25, Randy Jones, 1976.
STARTS — 40, Randy Jones, 1976.
GAMES FINISHED — 69, Rollie Fingers, 1977.
SHUTOUTS — 6, Fred Norman, 1972 and Randy Jones, 1975.
VICTORIES, MOST — 22, Randy Jones, 1976. IN RELIEF — 11, Rollie Fingers, 1980.
WON-LOST PCT. BY STARTER — .778, Gaylord Perry, 1978.
LOSSES — 22, Randy Jones, 1974.
INNINGS PITCHED — 315.1, Randy Jones, 1976.
RUNS ALLOWED — 126, Pat Dobson, 1970 and Bill Greif, 1974.
EARNED RUNS ALLOWED — 117, Bill Greif, 1974.
HITS — 274, Randy Jones, 1976.
BASE ON BALLS — 122, Steve Arlin, 1972.
STRIKEOUTS — 231, Clay Kirby, 1971.
LOWEST ERA, STARTER — 2.10, Dave Roberts, 1971.
HOME RUNS ALLOWED — 36, Ed Whitson, 1987.
SAVES — 37, Rollie Fingers, 1978.
HIT BATSMEN — 14, Bill Greif, 1974.
WILD PITCHES — 15, Steve Arlin, 1972.
BALKS — 6, Tom Griffin and Bob Shirley, 1977.

GAME RECORDS

Club General

PLAYERS USED, PADRES — 22, at Atlanta, September 22, 1986. EXTRA INNINGS — 23, at Atlanta, September 28, 1985 (13 inn). BOTH TEAMS — 50, at Los Angeles, September 13, 1982 (16 inn).
LONGEST GAME TIME, 9 INNINGS, HOME — 3:34, vs. San Fran., April 21, 1982. ROAD — 3:39, at San Fran., April 5, 1983.
SHORTEST GAME TIME, 9 INNINGS, HOME — 1:29, vs. Phila., May 4, 1977.
LONGEST GAME TIME, EXTRA INNINGS, HOME — 6:17, vs. Houston, August 15, 1980 (20 inn). ROAD — 5:33, at Montreal, May 21, 1977 (21 inn).
SHORTEST GAME TIME, EXTRA INNINGS, HOME — 2:00, vs. St. Louis, May 19, 1975.
LONGEST GAME, INNINGS, HOME — 21, vs. Houston, September 24, 1971 (1st Game). ROAD — 21, at Montreal, May 21, 1977.
LARGEST MARGIN OF VICTORY — 14, (twice), last time: vs. Phila., July 17, 1974 (15-1).
LARGEST MARGIN OF LOSS — 19, (twice), last time: vs. Los Angeles, June 28, 1969 (19-0).

LARGEST SHUTOUT, VICTORY — 12-0, (twice), last time: vs. Los Angeles, July 30, 1984. LOSS — 19-0, (twice), last time: vs. Los Angeles, June 28, 1969.

Club Batting - Game

RUNS SCORED, PADRES — 16, (twice), last time: at San Fran., April 5, 1983. OPPONENTS — 23, at Chicago, May 17, 1977.
RUNS SCORED, PADRES (Extra Innings) — 17, vs. San Fran., May 23, 1970 (15 innings).
RUNS BATTED IN, PADRES — 15 (3 times), last time: at San Fran., April 5, 1983. OPPONENTS — 22, at Chicago, May 17, 1977.
HITS, PADRES — 24, vs. San Fran., April 19, 1982. EXTRA INNINGS — 21 (twice), last time: at San Fran. May 23, 1970. OPPONENTS — 24, at Chicago, May 17, 1977.
SINGLES, PADRES — 18, vs. San Fran., April 19, 1982.
DOUBLES, PADRES — 7, vs. Cincinnati, May 21, 1972 (2nd Game). OPPONENTS — 8, vs. Houston, August 6, 1970.
TRIPLES, PADRES — 4 (twice), last time: at St. Louis, May 5, 1978. OPPONENTS — 3 (3 times), last time: at Montreal, May 6, 1981.
HOME RUNS, PADRES — 4 (10 times), last time: vs. Cincinnati, April 13, 1986. OPPONENTS — 7 (twice), last time: at Chicago, May 17, 1977.
HOME RUNS, PADRES (Extra Innings) — 5, vs. San Fran., May 23, 1970 (15 innings).
EXTRA BASE HITS, PADRES — 11, at Los Angeles, April 22, 1984. OPPONENTS — 11, at Chicago, May 17, 1977.
TOTAL BASES, PADRES — 33, vs. Pittsburgh, June 2, 1970. OPPONENTS — 49, at Chicago, May 17, 1977.
MOST LEFT ON BASE, 9 INNINGS, PADRES — 17, vs. Atlanta, May 24, 1977. OPPONENTS — 15 (4 times), last time: at Phila., June 13, 1971.
FEWEST LEFT ON BASE, 9 INNINGS, PADRES — 0 (5 times), last time: vs. Los Angeles, April 26, 1985. OPPONENTS — 0, vs. Houston, August 6, 1975.
MOST LEFT ON BASE, EXTRA INNINGS, PADRES — 26, vs. Pittsburgh, August 25, 1979 (19 inn). OPPONENTS — 23, at Montreal, May 21, 1977 (21 inn).
FEWEST LEFT ON BASE, EXTRA INNINGS, PADRES — 1, vs. St. Louis, July 20, 1975 (11 inn).
PINCH HITTERS USED — 8 vs. San Fran., September 16, 1986.
TIMES STRIKING OUT — 19, at New York, April 22, 1970.
WALKS RECEIVED — 12 (twice), last time: vs. San Fran., September 7, 1980.
INTENTIONAL WALKS RECEIVED — 4, (twice), last time: at Pittsburgh, July 5, 1985.
STOLEN BASES — 7, vs. Montreal, May 17, 1984.

Club Pitching - Game

PITCHER'S USED, PADRES — 7 (8 times), last time: vs. Atlanta, April 13, 1985.
EXTRA INNINGS — 8, at Atlanta, September 28, 1985 (13 inn.)
STRIKEOUTS, 9 INNINGS — 15, at Cincinnati, September 15, 1972.
WALKS, 9 INNINGS — 13 (4 times), last time: vs. Los Angeles, July 31, 1974. EXTRA INNINGS — 12, at Chicago, June 17, 1974 (13 inn).
HIT BATSMEN — 3 (4 times), last time: at Houston, June 23, 1974.

Club Fielding - Game

DOUBLE PLAYS, PADRES — 5 (3 times), last time: vs. St. Louis, July 27, 1985. OPPONENTS — 5, (twice), last time: vs. St. Louis, July 12, 1986.
BOTH TEAMS — 7, vs. St. Louis, July 27, 1985.
TRIPLE PLAYS, PADRES — 1 (5 times), last time: vs. Atlanta, July 31, 1983. OPPONENTS — 1 (5 times), last time: vs. Atlanta, June 5, 1986.
ERRORS, PADRES — 6 (3 times), last time: at New York, July 31, 1977. OPPONENTS — 6, vs. Houston, June 25, 1978. BOTH TEAMS — 8, vs. San Fran., June 17, 1984 (4 each team).

Individual Batting - Game

HITS — 5 (9 times), last time: Tony Gwynn vs. Atlanta, August 11, 1987.
RUNS SCORED — 4 (15 times), last time: Tony Gwynn vs. Atlanta, August 11, 1987.
AT BATS — 6 (38 times), last time: Randy Ready vs. Cincinnati, August 14, 1987 (2nd Game).
EXTRA INNINGS — 8 (twice), Gene Richards and Joe Lefebvre at Los Angeles, September 13, 1982. (16 inn.)
HIT FOR CYCLE — Never accomplished.
SINGLES — 5, Kevin McReynolds vs. Cincinnati, September 4, 1984.
DOUBLES — 3 (9 times), last time: Alan Wiggins at Chicago, July 22, 1983.
TRIPLES — 2 (11 times), last time: Randy Ready vs. Houston, August 9, 1987.
HOME RUNS — 3, Nate Colbert at Atlanta, August 1, 1972 (2nd Game).
TOTAL BASES — 12, Nate Colbert at Atlanta, August 1, 1972 (2nd Game).
RUNS BATTED IN — 8, Nate Colbert at Atlanta, August 1, 1972 (2nd Game).
STOLEN BASES — 5 (twice), last time: Tony Gwynn at Houston, September 20, 1986.
WALKS — 4 (7 times), last time: Tim Flannery vs. Cincinnati, October 3, 1985.

Individual Pitching - Game

STRIKEOUTS, 9 INNINGS — 15, Fred Norman at Cincinnati, September 15, 1972. EXTRA INNINGS — 15, Clay Kirby vs. Cincinnati, September 24, 1971 (15 inn, 1st Game).
WALKS — 10, Clay Kirby at San Fran., July 15, 1969.
HOME RUNS ALLOWED — 4 (7 times), last time: Eric Show vs. Chicago, May 9, 1987.
INNINGS PITCHED — 15, Clay Kirby vs. Houston, September 24, 1971 (complete game). INNINGS PITCHED, RELIEVER — 8, Jimmy Jones at Los Angeles, June 29, 1987.

Individual Fielding - Game

DOUBLE PLAYS, FIRST BASEMAN — 5, Bill Davis vs. St. Louis, May 16, 1969. SECOND BASEMAN — 5, Roberto Pena vs. St. Louis, May 16, 1969. SHORTSTOP — 4, (twice), last time: Garry Templeton vs. San Fran., April 16, 1985. THIRD BASEMAN — 3, Ed Spiezio vs. Los Angeles, July 3, 1971.
PUTOUTS, OUTFIELDER, 9 INNINGS — 9, Kevin McReynolds vs. Montreal, May 16, 1986. EXTRA INNINGS — 10, Gene Richards vs. Los Angeles, May 22, 1979. (10 inn.)
PUTOUTS, FIRST BASEMAN, 9 INNINGS — 19 (3 times), last time: Gene Tenace vs. Phila., May 4, 1977. EXTRA INNINGS — 23, Nate Colbert vs. Pittsburgh, June 7, 1972 (18 inn).
PUTOUTS, SECOND BASEMAN, 9 INNINGS — 9, Tim Flannery at Atlanta, September 29, 1985.
PUTOUTS, THIRD BASEMAN, 9 INNINGS — 4 (6 times), last time: Gene Tenace vs. St. Louis, June 17, 1977.
PUTOUTS, SHORTSTOP, 9 INNINGS — 6 (7 times), last time: Garry Templeton at Los Angeles, April 8, 1986.
PUTOUTS, CATCHER, 9 INNINGS — 16 (twice), last time: Fred Kendall at Cincinnati, September 15, 1972.
PUTOUTS, PITCHER, 9 INNINGS — 4, Andy Hawkins vs. Los Angeles, September 29, 1983.
ASSISTS, FIRST BASEMAN, 9 INNINGS — 4 (8 times), last time: John Kruk vs. Philadelphia, August 29, 1987.
ASSISTS, SECOND BASEMAN, 9 INNINGS — 10 (twice), last time: Fernando Gonzalez vs. Chicago, June 17, 1979. EXTRA INNINGS — 11, Derrel Thomas vs. Pittsburgh, June 7, 1972 (18 inn).
ASSISTS, SHORTSTOP, 9 INNINGS — 13, Bill Almon vs. Phila., May 4, 1977.
ASSISTS, THIRD BASEMAN, 9 INNINGS — 8 (4 times), last time: Luis Salazar at Los Angeles, September 4, 1983.
ASSISTS, CATCHER — 5, Bill Fahey vs. St. Louis, May 15, 1980.
ASSISTS, PITCHER, 9 INNINGS — 7, Rich Troedson vs. Montreal, August 12, 1973.
ASSISTS, OUTFIELDER, 9 INNINGS — 3 (twice), last time: Tony Gwynn vs. New York, August 27, 1986.

DOUBLEHEADER RECORDS

Club General

PLAYERS USED, BOTH GAMES, PADRES — 41, at San Fran., May 30, 1977. OPPONENTS — 33, at San Fran., May 30, 1977. BOTH TEAMS — 74, at San Fran., May 30, 1977.
LONGEST BY INNINGS — 30 innings, vs. Houston, September 24, 1971 (1st Game-21 inn, 2nd Game-9 inn).
LONGEST TIME, ONE OR BOTH GAMES EXTRA INNINGS — 7:39, vs. Houston, September 24, 1971 (1st Game-5:25, 2nd Game-2:14).

Club Batting - Doubleheader

TIMES STRIKING OUT, PADRES — 15, vs. New York, May 29, 1971 (1st Game-8, 2nd Game-7). EXTRA INNINGS — 22, at San Fran., June 16, 1985 (1st Game 7, 2nd Game 15). OPPONENTS — 26, vs. New York, May 29, 1971 (1st Game-10, 2nd Game-16). BOTH TEAMS — 41, vs. New York, May 29, 1971 (1st Game-18, 2nd Game-23).
PITCHERS USED, PADRES — 13, at San Fran., May 30, 1977. EXTRA INNINGS — 15, at San Fran., June 16, 1985 (1st Game 5, 2nd Game 10) 2nd Game 13 inn.).

Individual Batting - Doubleheader

HITS — 7, (twice), last time: Kevin McReynolds at Cincinnati, June 7, 1985.
DOUBLES — 5, Mike Ivie at San Fran., May 30, 1977.
HOME RUNS — 5, Nate Colbert at Atlanta, August 1, 1972.
EXTRA BASE HITS — 5 (twice), last time: Mike Ivie at San Fran., May 30, 1977.
TOTAL BASES — 22, Nate Colbert at Atlanta, August 1, 1972.
RUNS BATTED IN — 13, Nate Colbert at Atlanta, August 1, 1972.

Individual Pitching - Doubleheader

WON BOTH GAMES — Bob Miller vs. Houston, June 23, 1971.
LOST BOTH GAMES — Mark Thurmond at San Fran., June 16, 1985.
SAVED BOTH GAMES — Never accomplished.

INNING RECORDS

Club Batting

PLATE APPEARANCES — 13, vs. Los Angeles, April 18, 1982.
RUNS SCORED — 9, at Cincinnati, May 3, 1969 (1st inning).
HITS — 8 (twice), last time: vs. San Fran., April 19, 1982.
HOME RUNS — 4, vs. Los Angeles, July 10, 1970 (9th inning).
STOLEN BASES — 4, vs. Houston, September 11, 1987.

Individual Pitching - Innings

HOME RUNS ALLOWED — 3 (twice), last time: Ed Whitson vs. Los Angeles, April 17, 1987 (1st inning).

CONSECUTIVE RECORDS

Club General

GAMES WON — 11, 1982.
GAMES WON, HOME — 10, 1978 and 1980. ROAD — 7, 1985.
GAMES LOST — 10, 1972, 1973 and 1974.
GAMES LOST, HOME — 12, 1972. ROAD — 11, 1969.
GAMES LOST VS. ONE CLUB, HOME — 12, vs. Los Angeles, 1970-72. ROAD — 13, at Houston, 1969-70.

Club Batting - Consecutive

HITS ONE GAME, PADRES — 8 (twice), last time: vs. San Fran., April 19, 1982 (4th inning). OPPONENTS — 9, at Phila., June 13, 1980 (1st inning).
BATTERS HITTING HOME RUNS, PADRES — 4, vs. Los Angeles, July 10, 1970 (9th inning: Murrell, Spiezio, Campbell, Gaston).
BATTERS REACHING BASE SAFELY, PADRES — 8 (twice), last time: vs. San Fran., April 19, 1982 (4th inning). OPPONENTS — 9, at Phila., June 13, 1980 (1st inning).
GAMES HITTING A HOME RUN, PADRES — 10, 1970 (15 home runs).

Club Pitching - Consecutive

SHUTOUTS, WON — 4, 1984.
SHUTOUTS VS. ONE CLUB — 2 (8 times), last time: vs. Los Angeles, July 30-31, 1984.
SCORELESS INNINGS PITCHED, PADRES — 40.2, July 28 (7th inning) — August 1 (1st inning), 1984. OPPONENTS — 37.2, July 21-24, 1971.
SCORELESS INNINGS VS. ONE CLUB — 21.2, vs. Houston, July 28 (6th inning-1st Game) — July 29, 1984.
HITLESS INNINGS AT START OF GAME — 8.2, vs. Phila., July 18, 1972 (Steve Arlin).

Club Fielding - Consecutive

GAMES MAKING DOUBLE PLAYS, PADRES — 8, 1984. OPPONENTS — 7, 1984.
GAMES WITH NO ERRORS — 9, July 3-12, 1979.
INNINGS WITH NO ERRORS — 92, July 2-12 (1st Game), 1979
GAMES MAKING ERRORS — 11, September 13-23, 1985.

Individual General - Consecutive

GAMES PLAYED — 305, Steve Garvey, 1984-1986
STOLEN BASES WITHOUT BEING CAUGHT — 27, Jerry Mumphrey, 1980.

Individual Batting - Consecutive

GAMES WITH ONE OR MORE HITS — 34 games, Benito Santiago, August 25 thru October 2, 1987.
HITS WITHOUT MAKING AN OUT — 8, Dave Winfield, 1979.
TIMES REACHING BASE SAFELY — 8, Dave Winfield, 1979; Garry Jestadt, 1971.
GAMES HITTING HOME RUNS — 6, Graig Nettles, 1984.
TIMES AT BAT HITTING A HOME RUN, SAME BATTER — 3, Nate Colbert, 1971.
PINCH HITS — 5, Terry Kennedy, 1986

Individual Pitching - Consecutive

WINNING DECISIONS, STARTER — 11, Andy Hawkins and LaMarr Hoyt, 1985.
WINNING DECISIONS RELIEVER — 10, Bruce Metzger, 1976.
LOSING DECISIONS — 11, Gary Ross, 1969; Steve Arlin, 1972.
COMPLETE GAMES — 5, Randy Jones, 1976 (twice)
WINNING DECISIONS VS. ONE CLUB — 5, Randy Jones vs. Phila., 1975-76; Eric Show vs. Chi., 1982-84 and vs. Hou. 1982-83.
HITLESS INNINGS, START OF GAME — 8.2, Steve Arlin vs. Phila., July 18, 1972.
HITLESS INNINGS — 12, Steve Arlin, 1972.
SHUTOUTS — 3, Randy Jones, 1980.
SCORELESS INNINGS, STARTER — 30.0, Randy Jones, 1980.
RELIEVER — 20.1, Rich Gossage, 1985.
STRIKEOUTS — 8, Tim Lollar vs. NY, May 20, 1984.
BATTERS RETIRED — 25, Bob Shirley vs. Hou. April 22, 1977.

Individual Fielding - Consecutive

ERRORLESS GAMES, FIRST BASEMAN — 193 games, Steve Garvey June 26, 1983 (2nd game)-April 14, 1985.

THE LAST TIME . . .

- NO-HITTER vs. PADRES:** August 5, 1973 by Phil Niekro in Atlanta, 9-0.
- NO-HITTER IN SAN DIEGO/JACK MURPHY STADIUM:** June 12, 1970 by Dock Ellis of Pittsburgh; First game of two-night doubleheader, 2-0 (Only no-hitter in San Diego/Jack Murphy Stadium).
- ONE-HITTER BY A PADRE:** September 21, 1986 by Jimmy Jones at Houston . . . lone hit was a Bob Knepper triple with 2 out in the 3rd inning.
- ONE-HITTER vs. PADRES:** April 26, 1985 by Orel Hershiser at Los Angeles . . . lone hit was a Tony Gwynn single with one out in the 4th inning.
- TRIPLE PLAY BY PADRES:** July 31, 1983 vs. Atlanta, fourth inning. . . Chris Chambliss at 1st, Terry Harper at 2nd and Glenn Hubbard batting. Hubbard lined to Garry Templeton (ss) for 1st out. . . Templeton threw to Tim Flannery (2b) to double up Harper and Flannery relayed to Kurt Bevacqua (1b) to retire Chambliss.
- TRIPLE PLAY vs. PADRES:** June 6, 1986 vs. Atlanta, third inning . . . Tony Gwynn at 1st base, Bip Roberts at third and Kevin McReynolds batting. McReynolds grounded the ball to pitcher Zane Smith who threw to Glenn Hubbard (2b) forcing Gwynn for the 1st out . . . Hubbard threw to Bob Horner (1b) to double up McReynolds for the 2nd out and Horner fired home to Virgil (c) to retire Roberts for the 3rd out.
- INSIDE-THE-PARK HOME RUN BY A PADRE:** September 24, 1987 by John Kruk in Cincinnati, 3rd inning off of Guy Hoffman . . . Padres dropped a 5-4 decision to the Reds.
- INSIDE-THE-PARK HOME RUN IN SAN DIEGO/JACK MURPHY STADIUM:** September 17, 1987 by Garry Templeton in the 6th inning off of Atlanta's Zane Smith . . . the Padres won, 7-1.
- INSIDE-THE-PARK HOME RUN vs. PADRES:** May 7, 1981 by Tim Lincecum of Montreal in 1st inning off Chris Welsh.
- PINCH-HIT HOME RUN vs. PADRES:** July 13, 1986 by Clint Hurdle of St. Louis off of LaMarr Hoyt in the 7th inning with 2 on.
- PINCH-HIT HOME RUN BY A PADRE:** July 10, 1987 by John Kruk off of Pittsburgh's Don Robinson in the 9th inning at Three Rivers Stadium.
- PINCH-HIT GRAND SLAM vs. PADRES:** September 5, 1978 by Rod Gilbreath in Atlanta off of Eric Rasmussen in the 6th inning.
- PINCH-HIT GRAND SLAM BY A PADRE:** April 10, 1984 by Champ Summers off of Bob Forsch of St. Louis in the 5th inning.
- GRAND SLAM BY A PADRE:** October 4, 1986 at Cincinnati by Kevin McReynolds off Bill Gullickson in the 3rd inning.
- GRAND SLAM vs. PADRES:** July 8, 1987 at Chicago by Jim Sundberg off of Lance McCullers in the 8th inning.
- PADRE PITCHER HITTING A GRAND SLAM:** September 4, 1970 by Mike Corkins in Cincinnati off of Jim Merritt in the 4th inning.
- PADRE PITCHER HITTING A HOME RUN:** July 30, 1987 by Jimmy Jones at Cincinnati off of Guy Hoffman in the 2nd inning with one on.
- STEAL OF HOME BY A PADRE:** August 4, 1984 by Alan Wiggins in Houston in the 3rd inning.
- STOLEN BASE BY A PADRE PITCHER:** August 4, 1986 by Dave Dravecky vs. Atlanta in the 3rd inning.
- BACK-TO-BACK HOME RUNS IN AN INNING (2):** August 3, 1986 vs. Houston by Graig Nettles and Steve Garvey in the 2nd inning off Mark Knudson.
- BACK-TO-BACK HOME RUNS IN AN INNING (3):** April 13, 1987 vs. San Francisco by Marvell Wynne, Tony Gwynn and John Kruk in the 1st inning off of Roger Mason. MAJOR LEAGUE RECORD FOR CONSECUTIVE HOME RUNS TO START A GAME.
- FOUR HOME RUNS IN THE SAME INNING:** July 10, 1970 vs. Los Angeles by Ivan Murrell, Ed Spiezio, Dave Campbell and Clarence Gaston in the 9th inning.
- HOME RUN IN THE SECOND DECK OF SAN DIEGO/JACK MURPHY STADIUM:** August 29, 1987 by Chris James of Philadelphia off of Eric Nolte in the 6th inning.
- FIVE HITS IN A GAME:** August 11, 1987 by Tony Gwynn vs. Atlanta.
- FIVE RBI IN A GAME:** August 18, 1987 by John Kruk at Philadelphia.
- MORE THAN FIVE RBI IN A GAME:** 7 by John Kruk on August 4, 1987 at Atlanta.
- FOUR-GAME SERIES SWEEP BY PADRES AT HOME:** June 20-23, 1985 vs. San Francisco.
- FOUR-GAME SERIES SWEEP BY PADRES ON ROAD:** June 20-23, 1983 at Los Angeles.

SAN DIEGO PADRES ALL-TIME ROSTER

The following is a complete list of players who have played in at least one game as a member of the San Diego Padres from 1969 through 1987.

A

Abner, Shawn (1987)
Acosta, Ed (1971-72)
Almon, Bill (1976-79)
Alou, Matty (1974)
Anderson, Dwain (1973)
Arcia, Jose (1969-70)
Arlin, Steve (1969-74)
Armstrong, Mike (1980-81)
Asadoor, Randy (1986)
Ashford, Tucker (1976-78)

B

Baker, Chuck (1978, 1980)
Baldschun, Jack (1969-70)
Barton, Bob (1970-72, 1974)
Bass, Randy (1980-82)
Beckert, Glenn (1974-75)
Bernal, Victor (1977)
Beswick, Jim (1978)
Bevacqua, Kurt (1979-80, 1982-85)
Blair, Dennis (1980)
Blefary, Curt (1972)
Bochy, Bruce (1983-87)
Bonilla, Juan (1981-83)
Booker, Greg (1983-87)
Boone, Dan (1981-82)
Bravo, Angel (1971)
Briggs, Dan (1979)
Brown, Bobby (1983-85)
Brown, Chris (1987)
Brown, Ollie (1969-72)
Bumbry, Al (1985)
Byers, Randell (1987)

C

Caldwell, Mike (1971-73)
Campbell, Dave (1970-73)
Cannizzaro, Chris (1969-71, 1974)
Cash, Dave (1980)
Castillo, Tony (1978)
Champion, Mike (1976-78)
Chiffer, Floyd (1982-84)
Clarke, Horace (1974)
Colbert, Nate (1969-74)
Comstock, Keith (1987)
Coombs, Danny (1970-71)
Cora, Joey (1987)
Corkins, Mike (1969-74)
Corrales, Pat (1972-73)
Couchee, Mike (1983)
Curtis, John (1980-82)

D

D'Acquisto, John (1977-80)
Dade, Paul (1979-80)
DaVanon, Jerry (1969)
Davis, Bill (1969)
Davis, Bob (1973, 1975-78)
Davis, Jerry (1983, 1985)
Davis, Mark (1987)
Davis, Storm (1987)
Davis, Willie (1976)
Dean, Tommy (1969-71)
Decker, Marty (1983)
DeLeon, Luis (1982-85)
Dilone, Miguel (1985)
Dobson, Pat (1970)
Doyle, Paul (1970)
Dravecky, Dave (1982-87)
Dukes, Tom (1969-70)
Dupree, Mike (1976)

E

Edwards, Dave (1981-82)
Eichelberger, Juan (1978-82)
Elliott, Randy (1972, 1974)
Evans, Barry (1978-81)
Everitt, Leon (1969)

F

Fahey, Bill (1979-80)
Ferrara, Al (1969-71)
Fingers, Rollie (1977-80)
Fiore, Mike (1972)
Fireovid, Steve (1981, 1983)
Flannery, Tim (1979-87)
Folkers, Rich (1975-76)
Foster, Alan (1975-76)
Franklin, Jay (1971)
Freisleben, Dave (1974-78)
Frisella, Danny (1975)
Fuentes, Tito (1975-76)

G

Gamble, Oscar (1978)
Garcia, Ralph (1972, 1974)
Garvey, Steve (1983-87)
Gaspar, Rod (1971, 1974)
Gaston, Clarence (1969-74)
Gerhardt, Rusty (1974)
Goddard, Joe (1972)
Gonzalez, Fernando (1978-79)
Gonzalez, Tony (1969)
Gorman, Tom (1987)
Gossage, Rich (1984-87)
Grant, Mark (1987)
Green, Gary (1986)
Greer, Brian (1977, 1979)
Greif, Bill (1972-76)
Griffin, Mike (1982)
Griffin, Tom (1976-77)
Grubb, John (1973-76)
Gwosdz, Doug (1981-84)
Gwynn, Tony (1982-87)

H

Hahn, Don (1975)
Hardy, Larry (1974-75)
Hargrove, Mike (1979)
Harris, Greg (1984)
Hawkins, Andy (1982-87)
Hayward, Ray (1986-87)
Hendrick, George (1977-78)
Herbel, Ron (1970)
Hernandez, Enzo (1971-77)
Hilton, Dave (1972-75)
Hinshaw, George (1982-83)
Hoyt, LaMarr (1985-86)
Hriniak, Walt (1969)
Hundley, Randy (1975)
Huntz, Steve (1970, 1975)

I

Iorg, Dane (1986)
Ivie, Mike (1971-77)

J

Jackson, Roy Lee (1985)
Jefferson, Stan (1987)
Jestadt, Garry (1971-72)
Jeter, John (1971-72)
Johnson, Jerry (1975-76)
Johnson, Mike (1974)
Johnstone, Jay (1979)
Jones, Jimmy (1986-87)
Jones, Randy (1973-80)
Jones, Ruppert (1981-83)
Joshua, Von (1980)

K

Kelley, Dick (1969-71)
Kelly, Van (1969-70)
Kendall, Fred (1969-76, 1979-80)
Kennedy, Terry (1981-86)
Kilkenny, Mike (1972)
Kingman, Dave (1977)
Kinney, Dennis (1978-80)
Kirby, Clay (1969-73)
Krug, Chris (1969)

Kruk, John (1986-87)
Kubiak, Ted (1975-76)
Kuhaulua, Fred (1981)

L

Lancellotti, Rick (1982)
Lansford, Joe (1982-83)
LaPoint, Dave (1986)
Laxton, Bill (1971, 1974)
Lee, Leron (1971-73)
Lee, Mark (1978-79)
Lefebvre, Joe (1981-83)
Lefferts, Craig (1984-87)
Leiper, Dave (1987)
Lezcano, Sixto (1982-83)
Libran, Francisco (1969)
Littlefield, John (1981)
Locklear, Gene (1973-76)
Lolich, Mickey (1978-79)
Lollar, Tim (1981-84)
Lucas, Gary (1980-83)

M

Mack, Shane (1987)
Manuel, Jerry (1982)
Marshall, Dave (1973)
Martinez, Carmelo (1984-87)
Mason, Don (1971-73)
McAndrew, Jim (1974)
McBean, Alvin (1969)
McCool, Billy (1969)
McCovey, Willie (1974-76)
McCullers, Lance (1985-87)
McIntosh, Joe (1974-75)
McReynolds, Kevin (1983-86)
Melendez, Luis (1976-77)
Metzger, Butch (1975-77)
Miller, Bob (1971, 1973)
Miller, Ed (1984)
Mitchell, Kevin (1987)
Monge, Sid (1983-84)
Montanez, Willie (1980)
Montefusco, John (1982-83)
Morales, Jerry (1969-73)
Morales, Rich (1973-74)
Moreno, Jose (1981)
Moses, Jerry (1975)
Mumphrey, Jerry (1980)
Mura, Steve (1978-81)
Murrell, Ivan (1969-73)

N

Nelson, Rob (1987)
Nettles, Graig (1984-86)
Niekro, Joe (1969)
Nolte, Eric (1987)
Norman, Fred (1971-73)
Nyman, Gerry (1970)

O

Owchinko, Bob (1976-79)

P

Palmer, Lowell (1974)
Parent, Mark (1986-87)
Patterson, Bob (1985)
Pena, Roberto (1969)
Perkins, Broderick (1978-82)
Perlozzo, Sammy (1979)
Perry, Gaylord (1978-79)
Phillips, Mike (1981)
Pittman, Joe (1982)
Phoebus, Tom (1971-72)
Podres, Johnny (1969)
Pyznarski, Tim (1986)

R

Rader, Doug (1976-77)
Ramirez, Mario (1981-85)
Rasmussen, Dennis (1983)
Rasmussen, Eric (1978-80)
Ready, Randy (1986-87)
Reberger, Frank (1969)
Rettenmund, Merv (1976-77)
Reynolds, Don (1978-79)
Reynolds, Ken (1976)
Richards, Gene (1977-83)
Roberts, David (1969-71)
Roberts, Dave (1972-75, 1977-78)

Roberts, Leon (1986)
Robinson, Dave (1970-71)
Robles, Rafael (1969-70, 1972)
Rodriguez, Aurelio (1980)
Rodriguez, Edwin (1983, 1985)
Rodriguez, Roberto (1970)
Roenicke, Ron (1984)
Romo, Vincente (1973-74)
Ross, Gary (1969-74)
Royster, Jerry (1985-86)
Ruberto, Sonny (1969)

S

Salazar, Luis (1980-84, 1987)
Santiago, Benito (1986-87)
Santorini, Al (1969-71)
Sawyer, Rick (1976-77)
Scanlon, Pat (1977)
Schaeffer, Mark (1972)
Scott, John (1974-75)
Selma, Dick (1969)
Severinsen, Al (1971-72)
Sharon, Dick (1975)
Shirley, Bob (1977-80)
Show, Eric (1981-87)
Siebert, Paul (1977)
Siebert, Sonny (1975)
Simpson, Steve (1972)
Sipin, John (1969)
Sisk, Tommie (1969)
Slocum, Ron (1969-71)
Smith, Ozzie (1978-81)
Snook, Frank (1973)
Sosa, Elias (1983)
Spiezio, Ed (1969-72)
Spillner, Dan (1974-78)
Stablein, George (1980)
Stahl, Larry (1969-72)
Stanley, Fred (1972)
Steels, James (1987)
Stimac, Craig (1980-81)
Stoddard, Bob (1986)
Stoddard, Tim (1985-86)
Strom, Brent (1975-77)
Summers, Champ (1984)
Sutherland, Gary (1977)
Sweet, Rick (1978)
Swisher, Steve (1981-82)

T

Taylor, Ron (1972)
Tellman, Tom (1979-80)
Tenace, Gene (1977-80)
Templeton, Garry (1982-87)
Thomas, Derrel (1972-74, 1978)
Thurmond, Mark (1983-86)
Tingley, Ron (1982)
Tolan, Bobby (1974-75, 1979)
Tomlin, Dave (1974-77)
Torres, Hector (1975-76)
Troedson, Rich (1973-74)
Turner, Jerry (1974-81, 1983)

U

Urrea, John (1981)

V

Valentine, Bobby (1975-77)
Vosberg, Ed (1986)

W

Walter, Gene (1985-86)
Wasinger, Mark (1986)
Webster, Ramon (1970-71)
Wehrmeister, Dave (1976-78)
Welsh, Chris (1981-83)
Whitson, Ed (1983-84, 1986-87)
Wiggins, Alan (1981-85)
Wiley, Mark (1978)
Wilhelm, Jim (1978-79)
Williams, Bernie (1974)
Williams, Jim (1969-70)
Willis, Ron (1970)
Wilson, Earl (1970)
Winfield, Dave (1973-80)
Wise, Rick (1980-82)
Wojna, Ed (1985-87)
Wynne, Marvell (1986-87)

MANAGERS

Boros, Steve (1986)
Bowa, Larry (1987)
Coleman, Jerry (1980)
Craig, Roger (1978-79)
Dark, Alvin (1977)
Gomez, Preston (1969-72)
Howard, Frank (1981)
McNamara, John (1974-77)
Skinner, Bob (1977)
Williams, Dick (1982-85)
Zimmer, Don (1972-73)

Estrada, Chuck (1978-81)
Garcia, Dave (1970-73)
Heist, Al (1980)
Herman, Billy (1978-79)
Jones, Deacon (1984-87)
Krol, Jack (1981-86)
McCullough, Clyde (1980-82)
Moon, Wally (1969)
Morgan, Tom (1975)
Phillips, Dick (1980)
Podres, John (1973)
Posedel, Bill (1974)
Radar, Doug (1978-79)
Riddoch, Greg (1987)
Rigney, Bill (1975)
Roof, Bill (1978)
Sherry, Norm (1982-84)
Sisler, Dick (1975-76)
Skinner, Bob (1970-73, 1977)
Stevens, Ed (1981)
Tolan, Bobby (1980-83)
Virgil, Ozzie (1982-85)
Wietelmann, Whitey (1969-79)
Williams, Don (1977-80)
Zimmer, Don (1972-73)

COACHES

Alomar, Sandy (1986-87)
Amalfitano, Joe (1976-77)
Anderson, Sparky (1969)
Bloomfield, Jack (1974)
Brinkman, Eddie (1981)
Cisco, Galen (1985-87)
Craig, Roger (1969-72, 1976-78)
Davenport, Jim (1974-75)
Dunlop, Harry (1983-87)

SAN DIEGO/JACK MURPHY STADIUM TICKET INFORMATION

How To Purchase Padres Tickets:

IN PERSON:

The San Diego Padres main ticket office is located by Gate C at San Diego/Jack Murphy Stadium. The ticket office is open daily during the season from 9:00 a.m. - 5:00 p.m.

BY MAIL:

Box and reserved seat tickets for any home game may be purchased by mail. When ordering, please follow this procedure:

1. Specify the date of games, the number and location of seats preferred.
2. Mail check or money order, payable to SAN DIEGO PADRES, to:
San Diego Padres
Ticket Department
P.O. Box 2000
San Diego, California 92120

TICKET PRICES

LEVEL	TOTAL SEATS	PRICE
Field Seating	6,394	\$8.50
Plaza Seating	16,829	\$8.50
Press Seating	2,603	\$8.50
Extended Plaza	1,379	\$7.50
Loge Seating	10,309	\$7.50
Upper Reserved Seating	2,864	\$7.50
*General Admission	18,644	\$3.50
Total Capacity	59,022	

*General Admission is sold only on the day of the desired game.

Group Orders

One of the most enjoyable ways to enjoy Padre baseball is with a group of friends. The San Diego Padres Group Sales Department is designed to meet the needs of any Civic, Fraternal, Church, Industrial or Booster Groups. For more information, contact:

Tom Mulcahy
Director/Group Sales
(619) 283-4494



Tony Gwynn
1987 Padres' M.V.P.



Benito Santiago
1987 Clyde McCullough Award

SAN DIEGO PADRES MOST VALUABLE PLAYER

By leading the major leagues in hitting and establishing club records in average (.370), runs (119), hits (218) and triples (13), it came as no surprise that Tony Gwynn was named the Padres' Most Valuable Player for the third time in the last four years. Aside from his outstanding performance at the plate, Tony garnered his second consecutive Gold Glove. He becomes the first three-time winner of the award in club history, passing Nate Colbert, Randy Jones and Dave Winfield as two-time MVP's.

The winners include:

1969 — Nate Colbert	1978 — Dave Winfield
1970 — Clarence Gaston	1979 — Dave Winfield
1971 — Clay Kirby	1980 — Gene Richards
1972 — Nate Colbert	1981 — Juan Bonilla
1973 — Fred Kendall	1982 — Terry Kennedy
1974 — Bobby Tolan	1983 — Alan Wiggins
1975 — Randy Jones	1984 — Tony Gwynn
1976 — Randy Jones	1985 — Garry Templeton
1977 — George Hendrick	1986 — Tony Gwynn
1987 — Tony Gwynn	

CLYDE McCULLOUGH AWARD

Clyde McCullough

March 17, 1917 — September 18, 1982

The Clyde McCullough award was established in 1982 in honor of the late San Diego bullpen coach who passed away on September 18 of that year. Clyde's pro career spanned nearly five decades, 15 of which came as a big league player.

Benito Santiago was a unanimous choice for the 1987 award, while also earning the National League Rookie-of-the-Year honor by a unanimous vote.

1982 — Luis DeLeon (P)
1983 — Mark Thurmond (P)
1984 — Carmelo Martinez (OF)
1985 — Lance McCullers (P)
1986 — John Kruk (OF)
1987 — Benito Santiago (C)

PADRES

**THE PADRES
AND
LaQUINTA
TEAM UP AGAIN IN '88**



The Padres and LaQuinta Hotel Golf & Tennis Resort will once again join forces in 1988 to honor both the team Most Valuable Player and the Clyde McCullough Award winner. The Resort is located 15 minutes east of Palm Springs and houses two 18-hole championship golf courses, 30 tennis courts of all surfaces and 269 guest rooms, including suites.

SAN DIEGO AWARD WINNERS

GOLD GLOVE

- 1979—Dave Winfield, OF (*The Sporting News*)
1980—Dave Winfield, OF (*The Sporting News*)
Ozzie Smith, SS (*The Sporting News*)
1981—Ozzie Smith, SS (*The Sporting News*)
1986—Tony Gwynn, OF (*The Sporting News*)
1987—Tony Gwynn, OF (*The Sporting News*)

CY YOUNG

- 1976—Randy Jones
1978—Gaylord Perry

ALL-LEAGUE TEAM

- 1975—Randy Jones, LHP (*The Sporting News*)
1976—Randy Jones, LHP (*The Sporting News*)
1978—Gaylord Perry, RHP (*The Sporting News*)
1979—Dave Winfield, OF (*The Sporting News*)
1984—Tony Gwynn, OF (*The Sporting News*)
Mark Thurmond, LHP (*The Sporting News*)
1986—Tony Gwynn, OF (*The Sporting News*)
1987—Tony Gwynn, OF (*The Sporting News*)
Benito Santiago, C (*The Sporting News*)

LEAGUE PITCHER-OF-THE-YEAR

- 1976—Randy Jones, LHP (*The Sporting News*)

LEAGUE FIREMAN-OF-THE-YEAR

- 1977—Rollie Fingers, (*The Sporting News*, Roloids)
1978—Rollie Fingers, (*The Sporting News*, Roloids)
1980—Rollie Fingers, (Roloids and tied
with Tom Hume for *The Sporting News*)

LEAGUE ROOKIE-OF-THE-YEAR

- 1987—Benito Santiago (*The Sporting News*)

LEAGUE ROOKIE PITCHER-OF-THE-YEAR

- 1976—Butch Metzger (*The Sporting News* and tied
with Pat Zachry for BBWA)
1977—Bob Owchinko (*The Sporting News*)

SILVER SLUGGER TEAM

- 1983—Terry Kennedy, C (*The Sporting News*)
1984—Tony Gwynn, OF (*The Sporting News*)
Garry Templeton, SS (*The Sporting News*)
1986—Tony Gwynn, OF (*The Sporting News*)
1987—Tony Gwynn, OF (*The Sporting News*)
Benito Santiago, C (*The Sporting News*)

NLCS MOST VALUABLE PLAYER

- 1984—Steve Garvey

NATIONAL LEAGUE PITCHER-OF-THE-MONTH

- April, 1976—Randy Jones
May, 1976—Randy Jones
September, 1978—Gaylord Perry
May, 1985—Andy Hawkins

NATIONAL LEAGUE PLAYER-OF-THE-MONTH

- June, 1978—Dave Winfield
April, 1983—Terry Kennedy
April, 1984—Tony Gwynn
June, 1987—Tony Gwynn

PADRES POST-SEASON REVIEW

1984 NATIONAL LEAGUE CHAMPIONSHIP SERIES

The Padres rewrote the National League history book in 1984, becoming the first team in NLCS play and only the 2nd team in Championship Series history to come back from an 0-2 deficit and win the series. (The 1982 Milwaukee Brewers had accomplished the feat in the ALCS). The Chicago Cubs were not friendly hosts in the opening 2 games in Wrigley Field, clobbering a total of 6 home runs, 5 in the first game, to take the contests, 13-0 and 4-2.

The Padres returned home following Game #2 to a throng of thousands at San Diego/Jack Murphy Stadium, showing the players that a 10th man existed for the final 3 games of the set. Consecutive record crowds filled the stadium, as the Padres swept the trio of home games to move into San Diego's first-ever World Series.

There were plenty of heros during the NLCS, however, no star shined brighter than veteran first baseman, Steve Garvey, who batted .400 (8-for-20) for the series. It was his 4-for-5 night in Game #4, including a dramatic 2-run home run in the bottom of the 9th, that paved the way for his second career NLCS Most Valuable Player award.

Craig Lefferts earned wins in the final 2 games of the series to lead the mound corps. The Padres rallied from a 3-run deficit in the 5th game to take a 6-3 decision and earn the right to face the American League Champion, Detroit Tigers, who had set down Kansas City in 3 straight.

GAME #1 at CHICAGO October 2, 1984

PADRES	000	000	000	—	0	6	1
Cubs	203	060	20x	—	13	16	0

Show, Harris (5), Booker (7) and Kennedy
Sutcliffe, Brusstar (8) and Davis and Lake (8)
WP — Sutcliffe (1-0) LP — Show (0-1)
HR — Dernier #1, Matthews #1 & #2, Cey #1, Sutcliffe #1
GW RBI — Dernier #1
Attendance — 36,282

GAME #2 at CHICAGO October 3, 1984

PADRES	000	101	000	—	2	5	0
Cubs	102	100	00x	—	4	8	0

Thurmond, Hawkins (4), Dravecky (6), Lefferts (8) and Kennedy
Trout, Smith (9) and Davis
WP — Trout (1-0) LP — Thurmond (0-1) Save — Smith #1
GW RBI — Matthews #1
Attendance — 36,282

GAME #3 at SAN DIEGO October 4, 1984

Cubs	010	000	000	—	1	5	0
PADRES	000	034	00x	—	7	11	0

Eckersley, Frazier (6), Stoddard (8) and Davis
Whitson, Gossage (9) and Kennedy
WP — Whitson (1-0) LP — Eckersley (0-1)
HR — McReynolds #1
GW RBI — Templeton #1
Attendance — 58,346

GAME #4
at SAN DIEGO
October 6, 1984

Cubs	000	300	020	—	5	8	1
PADRES	002	010	202	—	7	11	0

Sanderson, Brusstar (5), Stoddard (7), Smith (9) and Davis Lollar, Hawkins (5), Dravecky (6), Gossage (8), Lefferts (9) and Kennedy
 WP — Lefferts (1-0) LP — Smith (0-1)
 HR — Davis #1, Durham #1, Garvey #1
 GW RBI — Garvey #1
 Attendance — 58,354

GAME #5
at SAN DIEGO
October 7, 1984

Cubs	210	000	000	—	3	5	1
PADRES	000	002	40x	—	6	8	0

Sutcliffe, Trout (7), Brusstar (8), and Davis Show, Hawkins (2), Dravecky (4), Lefferts (6) Gossage (8) and Kennedy
 WP — Lefferts (2-0) LP — Sutcliffe (1-1) Save — Gossage #1
 HR — Durham #2, Davis #2
 GW RBI — Gwynn #1
 Attendance — 58,359

1984 N.L.C.S. FINAL STATISTICS

BATTING

Batter	Avg.	G	AB	R	H	2B	3B	HR	RBI	GW	SH-SF	HP	BB	SO	SB-CS	E
Bevacqua	.000	2	2	0	0	0	0	0	0	0	0-0	0	0	0	0-0	0
Brown	.000	3	4	1	0	0	0	0	0	0	0-0	0	1	2	1-0	0
Left-handed	.000	—	4	0	0	0	0	0	0	0	0-0	0	1	2	—	—
Right-handed	—	—	—	—	—	—	—	—	—	—	—	—	—	—	—	—
Flannery	.500	3	2	2	1	0	0	0	0	0	0-0	1	0	0	0-0	0
Garvey	.400	5	20	1	8	1	0	1	7	1	0-0	0	1	2	0-0	0
Gwynn	.368	5	19	6	7	3	0	0	3	1	0-1	0	1	2	0-0	0
Kennedy	.222	5	18	2	4	0	0	0	1	0	0-1	0	1	3	0-0	0
Martinez	.176	5	17	1	3	0	0	0	0	0	0-0	0	2	4	0-0	0
McReynolds	.300	4	10	2	3	0	0	1	4	0	0-1	0	3	1	0-0	0
Nettles	.143	4	14	1	2	0	0	0	2	0	0-1	0	1	1	0-0	0
Ramirez	.000	2	2	0	0	0	0	0	0	0	0-0	0	0	0	0-0	0
Salazar	.200	3	5	0	1	0	1	0	0	0	0-0	0	0	1	0-1	0
Summers	.000	2	2	0	0	0	0	0	0	0	0-0	0	0	1	0-0	0
Templeton	.333	5	15	2	5	1	0	0	2	1	1-0	0	2	0	1-0	1
Left-handed	.385	—	13	—	5	1	0	0	2	1	1-0	0	1	0	—	—
Right-handed	.000	—	2	—	0	0	0	0	0	0	0-0	0	1	0	—	—
Wiggins	.316	5	19	4	6	0	0	0	1	0	1-0	0	2	2	0-1	0
Left-handed	.313	—	16	—	5	0	0	0	1	0	1-0	0	1	2	—	—
Right-handed	.333	—	3	—	1	0	0	0	0	0	0-0	0	1	0	—	—
Others	.167	5	6	0	1	0	0	0	0	0	0-0	0	0	3	0-0	0
PADRES TOTALS	.265	5	155	22	41	5	1	2	20	3	2-4	1	14	22	2-2	1
CUBS TOTALS	.259	5	162	26	42	11	0	9	25	2	1-2	2	20	28	6-2	3

PITCHING

Pitcher	ERA	W-L	G	GS	CG	SV	SHO	IP	H	R	ER	HR	BB	SO	HB	WP
Booker	0.00	0-0	1	0	0	0	0	2.0	2	0	0	0	1	2	0	0
Dravecky	0.00	0-0	3	0	0	0	0	6.0	2	0	0	0	0	5	0	0
Gossage	4.50	0-0	3	0	0	1	0	4.0	5	2	2	0	1	5	1	0
Harris	31.50	0-0	1	0	0	0	0	2.0	9	8	7	2	3	2	0	0
Hawkins	0.00	0-0	3	0	0	0	0	3.2	0	0	0	0	2	1	0	0
Lefferts	0.00	2-0	3	0	0	0	0	4.0	1	0	0	0	1	1	1	0
Lollar	6.23	0-0	1	1	0	0	0	4.1	3	3	3	2	4	3	0	0
Show	13.50	0-1	2	2	0	0	0	5.1	8	8	8	5	4	2	0	0
Thurmond	9.82	0-1	1	1	0	0	0	3.2	7	4	4	0	2	1	0	0
Whitson	1.13	1-0	1	1	0	0	0	8.0	5	1	1	0	2	6	0	0
PADRES TOTALS	5.23	3-2	5	5	0	1	0	43.0	42	26	25	9	20	28	2	0
CUBS TOTALS	4.25	2-3	5	5	0	1	1	42.1	41	22	20	2	14	22	1	0

1984 WORLD SERIES

San Diego's first trip to the World Series was a rough one, as they ran head-on into the team with the best overall record for 1984, the Detroit Tigers. The Tigers won 104 games during the regular season, then disposed of the Kansas City Royals in 3 straight in the ALCS, while the Padres and Cubs went to the limit for the National League flag.

Both contests in San Diego/Jack Murphy Stadium were close, the Tigers taking the opener, 3-2, then the Padres tying the series with a 5-3 win in Game #2. Kurt Bevacqua was the darling of the lone San Diego victory, going 3-for-4, including a clutch game-winning 3-run homer in the 5th inning off of loser, Dan Petry. Bevacqua was afforded the opportunity to play because the American League's designated hitter rule was in effect for the '84 Fall Classic. Kurt took full advantage of his chance, hitting at a .412 clip (7-for-17) with 2 doubles, 2 homers, and 4 RBI in the series.

The scene shifted to Detroit for what turned out to be the final 3 games of the set. The hometown Tigers did not disappoint their faithful, sweeping the final trio of contests and winning the 4th World Championship in Detroit history.

GAME #1 at SAN DIEGO October 9, 1984

Tigers	100	020	000	—	3	8	0
PADRES	200	000	000	—	2	8	1

Morris and Parrish
 Thurmond, Hawkins (6), Dravecky (8) and Kennedy
 WP — Morris (1-0) LP — Thurmond (0-1)
 HR — Herndon #1
 GW RBI — Herndon #1
 Attendance — 57,908

GAME #2 at SAN DIEGO October 10, 1984

Tigers	300	000	000	—	3	7	3
PADRES	100	130	00x	—	5	11	0

Petry, López (5), Scherrer (6), Bair (7), Hernandez (8) and Parrish
 Whitson, Hawkins (1), Lefferts (7) and Kennedy
 WP — Hawkins (1-0) LP — Petry (0-1) Save — Lefferts #1
 HR—Bevacqua #1
 GW RBI — Bevacqua #1
 Attendance — 57,911

GAME #3 at DETROIT October 12, 1984

PADRES	001	000	100	—	2	10	0
Tigers	041	000	00x	—	5	7	0

Lollar, Booker (2), Harris (3) and Kennedy
 Wilcox, Scherrer (7), Hernandez (7) and Parrish
 WP — Wilcox (1-0) LP — Lollar (0-1) Save—Hernandez #1
 HR — Castillo #1
 GW RBI — Castillo #1
 Attendance — 51,970

GAME #4
at DETROIT
October 13, 1984

PADRES	010	000	001	—	2	5	2
Tigers	202	000	00x	—	4	7	0

Show, Dravecky (3), Lefferts (7), Gossage (8), and Kennedy
Morris and Parrish

WP — Morris (2-0) LP — Show (0-1)

HR — Trammell #1 & #2

GW RBI — Trammell #1

Attendance — 52,130

GAME #5
at DETROIT
October 14, 1984

PADRES	001	200	010	—	4	10	0
Tigers	300	010	13x	—	8	11	1

Thurmond, Hawkins (1), Lefferts (5), Gossage (7) and Kennedy
Petry, Scherrer (4), Lopez (5), Hernandez (8) and Parrish

WP — Lopez (1-0) LP — Hawkins (1-1) Save — Hernandez #2

HR — Gibson #1 & #2, Parrish #1, Bevacqua #2, Kennedy #1

GW RBI — Kuntz #1

Attendance — 51,901

1984 WORLD SERIES FINAL STATISTICS

BATTING

Batter	Avg.	G	AB	R	H	2B	3B	HR	RBI	GW	SH-SF	HP	BB	SO	SB-CS	E
Bevacqua	.412	5	17	4	7	2	0	2	4	1	0-0	0	1	2	0-1	0
Bochy	1.000	1	1	0	1	0	0	0	0	0	0-0	0	0	0	0-0	0
Brown	.067	5	15	1	1	0	0	0	2	0	0-1	0	0	4	0-0	0
Left-handed	.067	—	15	—	1	0	0	0	2	0	0-1	0	0	4	—	—
Right-handed	—	—	0	—	0	0	0	0	0	0	0-0	0	0	0	0-0	0
Flannery	1.000	1	1	0	1	0	0	0	0	0	0-0	0	0	0	0-0	0
Garvey	.200	5	20	2	4	2	0	0	2	0	1-0	0	0	2	0-0	0
Gwynn	.263	5	19	1	5	0	0	0	0	0	0-0	0	3	2	1-2	1
Kennedy	.211	5	19	2	4	1	0	1	3	0	0-0	0	1	1	0-0	0
Martinez	.176	5	17	0	3	0	0	0	0	0	0-0	0	1	9	0-0	1
Nettles	.250	5	12	2	3	0	0	0	2	0	0-2	0	5	0	0-0	0
Roenicke	—	2	0	0	0	0	0	0	0	0	0-0	0	0	0	0-0	0
Salazar	.333	4	3	0	1	0	1	0	0	0	0-0	0	0	0	0-1	0
Summers	.000	1	1	0	0	0	0	0	0	0	0-0	0	0	1	0-0	0
Templeton	.316	5	19	1	6	1	0	0	0	0	0-0	0	0	3	0-0	0
Left-handed	.375	—	16	—	6	1	0	0	0	0	0-0	0	0	3	—	—
Right-handed	.000	—	3	—	0	0	0	0	0	0	0-0	0	0	0	—	—
Wiggins	.364	5	22	2	8	1	0	0	1	0	0-0	0	0	2	1-0	2
Left-handed	.444	—	18	—	8	1	0	0	1	0	0-0	0	0	2	—	—
Right-handed	.000	—	4	—	0	0	0	0	0	0	0-0	0	0	0	—	—
PADRES TOTALS	.265	5	166	15	44	7	0	3	14	1	1-3	0	11	26	2-4	4
TIGERS TOTALS	.253	5	158	23	40	4	0	7	22	4	2-2	2	24	27	7-4	4

PITCHING

Pitcher	ERA	W-L	G	GS	CG	SV	SHO	IP	H	R	ER	HR	BB	SO	HB	WP
Booker	9.00	0-0	1	0	0	0	0	1.0	0	1	1	0	4	0	0	0
Dravecky	0.00	0-0	2	0	0	0	0	4.2	3	0	0	0	1	5	0	0
Gossage	13.50	0-0	2	0	0	0	0	2.2	3	4	4	2	1	2	0	0
Harris	0.00	0-0	1	0	0	0	0	5.1	3	0	0	0	3	4	1	0
Hawkins	0.75	1-1	3	0	0	0	0	12.0	4	1	1	0	6	4	1	1
Lefferts	0.00	0-0	3	0	0	1	0	6.0	2	0	0	0	1	7	0	0
Lollar	21.60	0-1	1	1	0	0	0	1.2	4	4	4	1	4	0	0	1
Show	10.13	0-1	1	1	0	0	0	2.2	4	4	3	2	1	2	0	0
Thurmond	10.13	0-1	2	2	0	0	0	5.1	12	6	6	2	3	2	0	0
Whitson	40.50	0-0	1	1	0	0	0	0.2	5	3	3	0	0	0	0	0
PADRES TOTALS	4.71	1-4	5	5	0	1	0	42.0	40	23	22	7	24	27	2	2
TIGERS TOTALS	3.07	4-1	5	5	2	2	0	44.0	44	15	15	3	11	26	0	2

SAN DIEGO PADRES MEDIA INFORMATION

On behalf of the San Diego Padres Baseball Club, the Media Relations office welcomes you to San Diego/Jack Murphy Stadium. We hope your stay in "America's Finest City" is an enjoyable one and if there is anything we can do during your visit, don't hesitate to call.

We have listed below some useful information such as transportation services, airlines and stadium data to make your stop in San Diego more comfortable.

CREDENTIALS AND ADMISSION: All credential requests should be sent to Bill Beck, Director of Media Relations, P.O. Box 2000, San Diego, CA 92120, no later than 24 hours before the game requested. Admission to San Diego/Jack Murphy Stadium for the media is through Press Gate H. There is an elevator located just inside the press gate to take media to their desired area.

ELEVATOR LEVELS:

- B2 — Field access/Clubhouses
- 1 — Parking Lot/Main Entrance
- 1A — Padres Executive Offices (toward left field corner)
- 2A — Main Press Area

Only elevators 3 and 4 have access to the clubhouse level (B2).

BATTING AND INFIELD PRACTICE SCHEDULE:

	1:05 Games	7:05 Games
Pitchers hit	10:30-10:45	4:30-4:45
Extras hit	10:45-11:10	4:45-5:10
Starting lineup hits	11:10-11:40	5:10-5:40
Visitors hit	11:40-12:20	5:40-6:20
PADRES infield	12:20-12:30	6:20-6:30
Visitors infield	12:30-12:40	6:30-6:40

PRESS ROOM: The press room is located directly behind the main press box. Meal service begins 2 hours before the start of each game and ends one-half hour after the first pitch. Beverages and light snacks are available throughout the game and up to 1 hour after the completion of each contest.

TELEPHONE SERVICE: Should you need to arrange for a telephone while in the press box, contact Gary Brashear of AT&T (619) 281-1500.

AIRLINES: Most major airlines service the San Diego area, below is a list of the main air carriers.

AMERICAN	232-4051	NORTHWEST ORIENT ...	239-0488
BRANIFF	231-0700	PSA	574-1234
CONTINENTAL	800-525-0280	TWA	295-7009
DELTA	235-4344	UNITED	234-7171
EASTERN	233-3047	US AIR	800-428-4322

GROUND TRANSPORTATION:


AUTOMOBILE RENTALS:

- AVIS (800) 331-1212
- BUDGET (800) 527-0700
- HERTZ (800) 654-3131
- NATIONAL .. (800) 328-4567

TAXI COMPANIES:

- YELLOW CAB 234-6161
- CO-OP CAB 280-2667

Opponents



Houston's Mike Scott

ATLANTA BRAVES

(Western Division)

P.O. Box 4064 · Atlanta, Georgia 30302 · (404) 522-7630

Stadium—Atlanta-Fulton County (53,046)

President—Ted Turner

General Manager—Bobby Cox

Private Office Number—(404) 522-2724

Manager—Chuck Tanner (M.L. Record, 1340-1354)

Yrs. with Club, Record—3rd year (141-181)

Braves 1987 Record and Finish—69-92 (5th)

Hotel in San Diego—Town & Country

(619) 291-7131



PADRES VS. BRAVES

1987

SD vs. Atl—12-6

SD at home—7-2

SD in Atl—5-4

SAN DIEGO OVERALL VS. BRAVES

BEST

At home—7-2, 1987

In Atl—7-2, 1975

Season total—12-6, 1979

WORST

At home—0-9, 1974

In Atl—0-9, 1980

Season total—1-17, 1974

All-Time Record

155-183

CHICAGO CUBS

(Eastern Division)

1060 W. Addison St. · Chicago, Illinois 60613 · (312) 281-5050

Stadium—Wrigley Field (38,040)

General Manager—Jim Frey

Media Relations Director—Ned Colletti

Private Office Number—(312) 281-9352

Manager—Don Zimmer (M.L. Record, 620-600)

Yrs. with Club, Record—1st year

Cubs 1987 Record and Finish—76-85 (6th)

Hotel in San Diego—Sheraton Harbor East

(619) 291-2900



PADRES VS. CUBS

1987

SD vs. Chi—3-9

SD at home—3-3

SD in Chi—0-6

SAN DIEGO OVERALL VS. CUBS

BEST

At home—5-1, 1980

In Chi—4-2, 1982

Season total—8-4 (2 times, last in 1982)

WORST

At home—1-5 (3 times, last in 1972)

In Chi—0-6 (3 times, last in 1987)

Season total—1-11, 1969

All-Time Record

92-130

CINCINNATI REDS

(Western Division)

100 Riverfront Stadium · Cincinnati, Ohio 45202 · (513) 421-4510

Stadium—Riverfront Stadium (52,392)

President—Marge Schott

General Manager—Murray Cook

Public Relations Director—Jim Ferguson

Private Office Number—(513) 421-2990

Manager—Pete Rose (M.L. Record, 278-248)

Yrs. with Club, Record—5th year (278-248)

Reds 1987 Record and Finish—84-78

Hotel in San Diego—Town & Country

(619) 291-7131



PADRES VS. REDS

1987

SD vs. Cin—6-12

SD at home—3-6

SD in Cin—3-6

SAN DIEGO OVERALL VS. REDS

BEST

At home—6-3 (3 times, last in 1984)

In Cin—6-3, 1982

Season total—12-6, 1982

WORST

At home—1-8, 1980

In Cin—1-8, 1976

Season total—3-15, 1980

All-Time Record

142-193

HOUSTON ASTROS

(Western Division)

P.O. Box 288, Astrodome · Houston, Texas 77539 · (713) 799-9600

Stadium—Astrodome (45,000)

General Manager—Bill Wood

Public Relations Director—Rob Matwick

Private Office Number—(713) 799-9596

Manager—Hal Lanier (M.L. Record, 172-152)

Yrs. with Club, Record—3rd year (172-152)

Astros 1987 Record and Finish—76-86 (3rd)

Hotel in San Diego—Town & Country

(619) 291-7131



PADRES VS. ASTROS

1987

SD vs. Hou—13-5

SD at home—8-1

SD in Hou—5-4

SAN DIEGO OVERALL VS. ASTROS

BEST

At home—8-1, 1987

In Hou—5-4 (5 times, last in 1987)

Season total—13-5, 1987

WORST

At home—1-8, 1972

In Hou—1-8 (3 times, last in 1985)

Season total—2-12, 1972

All-Time Record

143-191

LOS ANGELES DODGERS

(Western Division)

1000 Elysian Park Avenue · Los Angeles, California 90012 · (213) 224-1301

Stadium—Dodger Stadium (56,000)

President—Peter O'Malley

Executive Vice President—Fred Claire

Publicity Director—Mike Williams

Private Office Number—(213) 224-1331

Manager—Tom Lasorda (M.L. Record, 926-805)

Yrs. with Club, Record—11th year, (926-805)

Dodgers 1987 Record and Finish—73-89 (4th)

Hotel in San Diego—Sheraton Harbor Island East
(619) 291-2900



PADRES VS. DODGERS

1987

SD vs. LA—7-11

SD at home—4-5

SD in LA—3-6

SAN DIEGO OVERALL VS. DODGERS

BEST

At home—7-2 (2 times, last in 1980)

In LA—7-2, 1973

Season total—12-6, 1982 & 1986

WORST

At home—0-9, 1971

In LA—1-8, 1974

Season total—2-16, 1974

All-Time Record
149-186

MONTREAL EXPOS

(Eastern Division)

P.O. Box 500, Station M · Montreal, Canada H1V 3P2 · (514) 253-3434

Stadium—Olympic Stadium (59,149)

President—John McHale

Public Relations Directors—Rich Griffin, Monique Giroux

Private Office Number—(514) 253-3263

Manager—Bob Rogers (M.L. Record, 375-333)

Yrs. with Club, Record—4th year (253-231)

Expos 1987 Record and Finish—91-71 (3rd)

Hotel in San Diego—Sheraton Harbor Island East
(619) 291-2900



PADRES VS. EXPOS

1987

SD vs. Mon—3-9

SD at home—2-4

SD in Mon—1-5

SAN DIEGO OVERALL VS. EXPOS

BEST

At home—4-2 (2 times, last in 1983)

In Mon—5-1 (3 times, last in 1985)

Season total—4-2 (3 times, last in 1986)

WORST

At home—1-5 (2 times, last in 1984)

In Mon—0-6 (2 times, last in 1983)

Season total—2-10, 1980

All-Time Record
103-118

NEW YORK METS

(Eastern Division)

Shea Stadium · Flushing, New York 11368 · (718) 507-6387

Stadium—Shea Stadium (55,300)

President—Fred Wilpon

General Manager—Frank Cashen

Public Relations Director—Jay Horwitz

Private Office Number—(718) 565-4330

Manager—Davey Johnson (M.L. Record, 388-260)

Yrs. with Club, Record—5th year (388-260)

Mets 1987 Record and Finish—92-70 (2nd)

Hotel in San Diego—Sheraton Harbor Island East
(619) 291-2900



PADRES VS. METS

1987

SD vs. NY—4-8

SD at home—1-5

SD in NY—3-3

SAN DIEGO OVERALL VS. METS

BEST

At home—6-0, 1980

In NY—5-1, 1980

Season total—11-1, 1980

WORST

At home—0-6, 1969

In NY—0-6, 1973

Season total—1-11, 1969

All-Time Record

102-121

PHILADELPHIA PHILLIES

(Eastern Division)

P.O. Box 7575 · Philadelphia, Pennsylvania 19148 · (215) 463-6300

Stadium—Veterans Memorial Stadium (66,744)

President—Bill Giles

Vice President, Publicity—Larry Shenk

Private Office Number—(215) 755-9321

Manager—Lee Elia (M.L. Record, 178-217)

Yrs. with Club, Record—2nd year, (51-59)

Phillies 1987 Record and Finish—80-82 (4th)

Hotel in San Diego—Town & Country
(619) 291-7131



PADRES VS. PHILLIES

1987

SD vs. Phi—4-8

SD at home—2-4

SD in Phi—2-4

SAN DIEGO OVERALL VS. PHILLIES

BEST

At home—5-1, 1974

In Phi—4-2 (3 times, last in 1985)

Season total—8-4, 1971

WORST

At home—0-6, 1970

In Phi—1-5 (5 times, last in 1980)

Season total—3-9 (4 times, last in 1979)

All-Time Record

90-132

PITTSBURGH PIRATES

(Eastern Division)

P.O. Box 7000 · Pittsburgh, Pennsylvania 15212 · (412) 323-5000

Stadium—Three Rivers Stadium (58,429)

General Manager—Syd Thrift

Public Relations Director—Rick Cerrone

Private Office Number—(412) 323-5069

Manager—Jim Leyland (M.L. Record, 144-180)

Yrs. with Club, Record—3rd year (144-180)

Pirates 1987 Record and Finish—80-82 (5th)

Hotel in San Diego—Sheraton Harbor Island East

(619) 291-2900



PADRES VS. PIRATES

1987

SD vs. Pit—4-8

SD at home—3-3

SD in Pit—1-5

SAN DIEGO OVERALL VS. PIRATES

BEST

At home—5-1 (3 times, last in 1985)

In Pit—4-2, 1980

Season total—8-4 (2 times, last in 1985)

WORST

At home—0-6 (3 times, last in 1977)

In Pit—0-6, 1971

Season total—2-10 (3 times, last in 1977)

All-Time Record

86-140

ST. LOUIS CARDINALS

(Eastern Division)

250 Stadium Plaza · St. Louis, Missouri 63102 · (314) 421-3060

Stadium—Busch Stadium (50,122)

President—August A. Busch, Jr.

General Manager—Dal Maxvill

Public Relations Director—Kip Ingle

Private Office Number—(314) 425-0625

Manager—Whitey Herzog (M.L. Record, 1086-916)

Yrs. with Club, Record—8th year (627-519)

Cardinals 1987 Record and Finish—95-67 (1st)

Hotel in San Diego—Sheraton Harbor Island East

(619) 291-2900



PADRES VS. CARDINALS

1987

SD vs. StL—4-8

SD at home—2-4

SD in StL—2-4

SAN DIEGO OVERALL VS. CARDINALS

BEST

At home—6-0 (2 times, last in 1978)

In StL—3-3 (6 times, last in 1984)

Season total—9-3, 1978

WORST

At home—1-5 (2 times, last in 1973)

In StL—1-5 (4 times, last in 1986)

Season total—4-8 (11 times, last in 1987)

All-Time Record

94-132

SAN FRANCISCO GIANTS

(Western Division)

P.O. Box 24308, San Francisco, California 94124 • (415) 267-8000

Stadium—Candlestick Park (58,000)

President & General Manager—Al Rosen

Public Relations Director—Duffy Jennings

Private Office Number—(415) 468-2390

Manager—Roger Craig (M.L. Record, 331-334)

Yrs. with Club, Record—4th year (179-163)

Giants 1987 Record and Finish—90-72 (1st)

Hotel in San Diego—Marriott Marina

(619) 234-1500



PADRES VS. GIANTS

1987

SD vs. SF—5-13

SD at home—2-7

SD in SF—3-6

SAN DIEGO OVERALL VS. GIANTS

BEST

At home—8-1, 1985

In SF—7-2, 1984

Season total—13-5, 1978

WORST

At home—2-7 (3 times, last in 1987)

In SF—1-8, 1971

Season total—5-13 (3 times, last in 1987)

All-Time Record

153-170

HOW TO FIGURE

BATTING AVERAGE — Divide the total number of hits collected by a player by the total number of at bats. Example: Player A is 15-for-45, he is a .333 hitter.

SLUGGING PERCENTAGE — Divide the number of total bases by the total number of at bats. Example: Player A has ten (10) singles, three (3) doubles, a triple and a home run for a total of 18 total bases in 45 at bats and a .400 slugging percentage.

EARNED RUN AVERAGE — Take the total number of earned runs allowed by a pitcher and multiply it by nine (9), then divide that number by his total number of innings pitched. Example: Pitcher A has allowed 6 earned runs in 30 innings of work ($6 \times 9 = 54$, divided by 30 IP) for a 1.80 ERA.

FIELDING PERCENTAGE — Take the sum of a fielder's putouts and assists and divide it by the sum of his putouts, assists and errors. Example: Player A has made 22 putouts, 8 assists and 2 errors. That equals 30 putouts and assists divided by 32 total defensive chances for a fielding percentage of .938.

AWARDING A SAVE — The official scorer can award a save to a relief pitcher on one of three criteria if he is the finishing pitcher in a game won by his club and he is not the winning pitcher:

- He enters the game with a lead of no more than 3 runs and pitches for at least 1 inning.
- He enters the game with the potential tying run either on base, at bat or on deck.
- He pitches effectively (in the eyes of the official scorer) for at least 3 innings.

MAGIC NUMBER — Determine the number of games yet to be played by the division leader, add one, then subtract the number of games ahead in the loss column of the standings from the nearest opponent.

Major League Publicity Directors

	OFFICE	PRIVATE
COMMISSIONER'S OFFICE Rich Levin, Jim Small, Susan Aglietti	212-371-7800	
NATIONAL LEAGUE Katy Feeney	212-371-7300	371-8661
ATLANTA BRAVES Jim Schultz	404-522-7630	
CHICAGO CUBS Ned Colletti Sharon Panno	312-281-5050	281-9352
CINCINNATI REDS Jim Ferguson Jon Braude	513-421-4510	421-2990
HOUSTON ASTROS Rob Matwick Chuck Pool	713-799-9600	799-9596 799-9597
LOS ANGELES DODGERS Mike Williams Brent Shyer	213-224-1500	224-1331
MONTREAL EXPOS Richard Griffin Monique Giroux	514-253-3434	253-3263
NEW YORK METS Jay Horwitz Maria Schewark	718-507-6387	565-4330
PHILADELPHIA PHILLIES Larry Shenk Vince Nauss	215-463-6000	755-9321
PITTSBURGH PIRATES Rick Cerrone Greg Johnson Jim Lachimia	412-323-5000	323-5018
ST. LOUIS CARDINALS Kip Ingle Brian Bartow	314-421-3060	425-0625
SAN DIEGO PADRES Bill Beck Mike Swanson Be Barnes Mil Chipp	619-283-7294	584-7210
SAN FRANCISCO GIANTS Duffy Jennings Dave Aust	415-468-3700	468-2390
AMERICAN LEAGUE Phyllis Merhige	212-371-7600	371-6571
BALTIMORE ORIOLES Bob Brown Rick Vaughn	301-243-9800	235-9710
BOSTON RED SOX Dick Bresciani John Spoffard Jim Samia	617-267-9440	267-2890
CALIFORNIA ANGELS Tim Meed John Sevano	714-937-6700	937-7217
CHICAGO WHITE SOX Paul Jensen Tim Clodjeaux	312-924-1000	624-6460 924-1412
CLEVELAND INDIANS Rick Minch Susie Gharrity	216-861-1200	861-4454
DETROIT TIGERS Don Ewald Greg Shea	313-962-4000	962-4338
KANSAS CITY ROYALS Dean Vogelaar Steve Fink	816-921-2200	921-8154
MILWAUKEE BREWERS Tom Skibosh Mario Ziino	414-933-4114	933-6975
MINNESOTA TWINS Tom Mee Remzi Kiratli	612-375-1366	375-7470 375-7489
NEW YORK YANKEES Harvey Greene Lou D'Ermilio	212-293-4300	579-4461
OAKLAND A'S Jay Alves Kathy Jacobson	415-638-4900	635-7280
SEATTLE MARINERS Bob Porter Ethan Kelly	206-628-3555	343-4608 343-4623
TEXAS RANGERS John Blake Larry Kelly	817-273-5222	273-5208 273-5202
TORONTO BLUE JAYS Howard Starkman Gary Oswald	416-595-0077	595-0282

THE PADRES ON RADIO AND TELEVISION

Once again the Padres will be covered by a trio broadcast teams during the 1988 season. Jerry Coleman and Dave Campbell are paired together for KFMB Radio (760 AM) and on telecasts provided by KUSI-TV (Channel 51), while Ted Leitner and Bob Chandler team up for the play-by-play call on San Diego Cable Sports Network and KFMB Radio. Tommy Jorgensen takes care of the producer/engineer role on all radio broadcasts, while Steve Silverman serves as producer/director on television. Completing the trio of teams is the group from XEXX Radio in Tijuana, with Gustavo Lopez Moreno, Mario Thomas Zapiain, Gustavo Lopez, Jr. and Eduardo Ortega all calling the action.

This marks the third year for radio and second for television that the Padres have sold, packaged and produced all phases of the broadcasting from in-house. The Padres' Broadcasting Department is headed by Jim Winters.

The Padres on radio are sponsored by Anheuser-Busch, Chevron, Home Federal and the Coca-Cola Bottling Company of San Diego. Other participating sponsors include: Delta Dental, Farmers Insurance, Jack In The Box Restaurants, Greater San Diego Health Plan, Mad Jack's, Goodyear and Food Basket.

Each telecast of the Padres on KUSI-TV, Channel 51, will be preceded with a 30-minute pre-game, and followed immediately with a post-game wrap up. The primary sponsors of the Padres on television are Anheuser-Busch, San Diego County Mitsubishi Motors Dealers and Mitsubishi Motor Sales of America and Jack In The Box.



Announcers (left to right) Jerry Coleman, Dave Campbell, Ted Leitner and Bob Chandler.

1988 ANNOUNCERS

JERRY COLEMAN is in his 16th year as the Voice-of-the-Padres and adds a personal touch to each broadcast with his familiar "Oh Doctor" and "Hang a Star", which are synonymous with San Diego baseball. He took a year out of the broadcast booth in 1980 to manage the Padres, a team that still holds the club mark with 239 stolen bases. Jerry had a distinguished 9-year playing career with the N.Y. Yankees, which included honors such as American League Rookie-of-the-Year in 1949, Most Valuable Player of the 1950 World Series and he was named to the 1950 All-Star team. Coleman's play-by-play work has included stops with the Yankees, Los Angeles Dodgers and he is currently working with the CBS Radio Network on their game of the week. His playing days were interrupted when he was called upon to serve the U.S. in both World War II and the Korean conflict as a Marine pilot. He finished his service career with a total of 120 missions and earned two Distinguished Flying Crosses, 13 Air Medals and three Navy Citations. He and wife Maggie and daughter, Chelsea, reside in LaJolla.

DAVE CAMPBELL is now in his 11th season with the Padres. He had worked for both KCST-TV and KSDO Radio in San Diego, before taking a year out of broadcasting to manage the Amarillo club in the Texas League in 1977. Dave returned to the majors the following season as play-by-play announcer. He had an 8-year major league career, which included 4 years with the Padres. In fact, he came to San Diego in the same trade in 1970 with current pitching coach Pat Dobson for Joe Niekro. Dave is an alumnus of the University of Michigan, receiving a B.S. Degree in Education, while being a member of the 1962 NCAA baseball champions. He also captained the 1964 club. Dave and his wife Diane have two daughters, Courtney and Shelby, and make their home in Scripps Ranch.

TED LEITNER is in his 7th year at the mike for the Padres, and also serves as sports director at KFMB-TV, Channel 8, and on the flagship radio station, KFMB, 760 AM. Among his play-by-play credits are the NFL's Chargers and Philadelphia Eagles, the NBA Clippers, the University of Oklahoma and the University of Connecticut. Ted spent last winter as the radio voice of both San Diego State football and basketball. Prior to San Diego, Leitner worked in Oklahoma City, Hartford and Philadelphia. He is a graduate of Oklahoma State University in Stillwater, and attended graduate school at the University of Oklahoma in Norman. He and wife Kimberly reside in Scripps Ranch.

BOB CHANDLER has been a part of the Padres since 1972, both announcing and formerly working as the team Public Relations Director. He has virtually done it all in the broadcasting field, from operating a camera to hosting a talk show since beginning in the San Diego area in 1961. Bob has been the play-by-play voice of the Chargers, NBA Rockets and San Diego State football and basketball. He is a native San Diegan, attending SDSU, where he earned a degree in Radio & TV. He and wife Pat have four daughters, Bonny, Robin, Lisa and Jill and reside in Tierrasanta.

TOMMY JORGENSEN is in his 15th year at getting the Padres on the air as Producer/Engineer. His radio career began in 1948 in El Centro, CA, where he worked as both a disk jockey and engineer. After a year, Jorgy moved to San Diego where he has done it all in the radio industry. Tommy joined the Padres in 1974 and resides in LaMesa.

STEVE SILVERMAN is in his 5th season as the Executive Producer/Director of the Padres on television. His credentials date back to 1971 in Philadelphia, when he produced and directed the Phillies through 1982. He and wife Rosie have two sons, Joshua and David, and reside in Rancho Penasquitos.



(Clockwise from left) Eduardo Ortega, Mario Thomas Zapiain, Gustavo Lopez Moreno and Gustavo Lopez Jr.

GUSTAVO LOPEZ MORENO has been the Spanish Voice-of-the-Padres since the club's inception into the National League in 1969. His work has been rewarded with visits to the All-Star Game and nine LCS' and World Series' on the CBS Hispanic Network, a 100-station network in the U.S. and Latin America. Gustavo is the general manager of the Padres' Spanish flagship station, XEXX in Tijuana and has established a 25-station network throughout Mexico.

MARIO THOMAS ZAPIAIN has been calling Padres baseball for 17 years. He was a member of the CBS Hispanic Network team for the 1984 League Championship Series involving the Padres. Mario doesn't have an off-season in baseball, as he is the winter voice of the Mexicali Los Aguilas team in the Mexican League.

GUSTAVO LOPEZ JR. joined the broadcasting end during the 1985 season, as well as putting the games on the air as the producer-engineer. He can be heard during the winter months as the play-by-play voice of the San Diego Sockers for XEXX Radio. Gustavo Jr. started working behind the mike when he produced and called the action for the 1984 Tijuana Potros in the Mexican Winter League.

EDUARDO ORTEGA is in his second year as a member of the Mexican broadcast team. He has been the play-by-play voice of the Tijuana Potros for the past 4 seasons in the Mexican Winter League. Eduardo will work selected home games and make the Padres trips around the N.L.

COVERING THE PADRES

TELEVISION

- KCST-TV (Channel 39)** — Al Keck (Sports Director)
Al Janis
Whitney Southwick
- KFMB-TV (Channel 8)** — Ted Leitner (Sports Director)
Jim Laslavic
- KGTV-TV (Channel 10)** — Larry Sacknoff (Sports Director)
Rick Powers
- KUSI-TV (Channel 51)** — Phil Stone

RADIO

- KFMB Radio** — Ted Leitner (Sports Director)
Cliff Albert, Rick Hill
- XTRA Radio** — Lee Hamilton (Sports Director)
- KECR Radio** — Bob Sterling
- KSDO Radio** — Bruce Binkowski, Ron Reina
- KVSD Radio** — Keith Bennett

RAINOOTS AT SAN DIEGO/ JACK MURPHY STADIUM

There have been 14 games washed out in the 18-year history of baseball at San Diego/Jack Murphy Stadium. The most recent was April 20, 1983 when the Padres were scheduled to play the Atlanta Braves. Since that postponement, San Diego has played 500 consecutive home games without a rainout, the longest stretch since the Padres joined the league in 1969. In fact, the last 3 rainouts have been with Atlanta in town, with back-to-back postponements on April 28-29, 1980. The only other back-to-back washouts came in 1975 when San Diego was scheduled to open the home season vs. San Francisco, however, two straight days of rain backed up the home opener.

BASEBALL WRITERS ASSOCIATION OF AMERICA

San Diego Chapter

Hilmer Anderson
United Press International

Marc Appleman
Los Angeles Times

Barry Bloom
San Diego Tribune

Nick Canepa
San Diego Tribune

Bill Center
San Diego Union

Phil Collier
San Diego Union

Tom Cushman
San Diego Tribune

Bill Dickens
The Californian

Dave Distel
Los Angeles Times

Paul Edwards
The Californian

Jeff Frank
Escondido Times Advocate

Dennis Georgatos
Associated Press

Gary Hyvonen
Oceanside Blade Tribune

Chris Jenkins
San Diego Union

Mark Kreidler
San Diego Union

Wayne Lockwood
San Diego Union

Paul Lowenberg
Associated Press

Barry Lorge
San Diego Union

John Maffei
Oceanside Blade Tribune

Bill Pinella
San Diego Union

Jay Posner
Escondido Times Advocate

Steve Scholfield
Oceanside Blade Tribune

Bob Slocum
San Diego Tribune

Bill Weurding
San Diego Tribune

Bill Zavestoski
United Press International

Mark Ziegler
San Diego Union

Ed Zieralski
San Diego Tribune

PADRES SCOREBOARD AND DIAMOND VISION

The Padres unveiled a new look for San Diego/Jack Murphy Stadium in 1985 with a new scoreboard, complete with Diamond Vision. The new addition included 3 auxiliary boards placed throughout the stadium.

The main board stands 66 feet high by 100 feet in width with a total weight of 300,000 pounds. Information provided on the giant matrix includes the basic baseball game numbers, up to the minute scores from games across the country, updated batting averages each time a hitter steps to the plate and future promotional dates.

The Diamond Vision, manufactured by Mitsubishi, is a full color screen in the middle of the larger scoreboard. The Diamond Vision is used to entertain fans with instant replays, colorful features set to music, as well as show highlights from around baseball thanks to its own satellite dish. The board's equipment includes a 3-camera crew for live action, along with the capability of tying in with any game televised out of the stadium. It also has its own editing facilities, which have been used to produce the last three Padres' Highlights Films.

The board is supervised by Mark Guglielmo, who is assisted by graphics coordinator Jay Kutlow.

1988 MINOR LEAGUE MANAGERS



*Steve Smith
Las Vegas
(AAA)*



*Pat Kelly
Wichita
(AA)*



*Tony Torchia
Riverside
(A)*



*Jack Krol
Charleston
(A)*



*Steve Lubratich
Spokane
(Rookie)*

Minor Leagues & Scouting



Tom Romenesko

MINOR LEAGUES & SCOUTING

DIRECTOR - Tom Romenesko
ASSISTANT DIRECTOR - Randy Smith
SECRETARIES -
Priscilla Oppenheimer & Linda Barron

1988 MINOR LEAGUE DIRECTORY

COORDINATOR OF MINOR LEAGUE INSTRUCTION -
Harry Dunlop
MINOR LEAGUE INSTRUCTORS -
Jack Lamabe
Jack Maloof
Rob Picciolo

1988 FARM CLUB DIRECTORY

**Las Vegas Stars - Class-AAA
Pacific Coast League
702/386-7200**

General Manager - Larry Koentopp
Manager - Steve Smith
Pitching Coach - Sonny Siebert
Trainer - Todd Hutcheson

**Wichita Pilots - Class-AA
Texas League
316/267-3372**

General Manager - Jim Sullivan
Manager - Pat Kelly
Pitching Coach - Steve Luebber
Coach - Nate Colbert
Trainer - Joe Chavez

**Riverside Red Wave - Class-A
California League
714/682-8880**

General Manager - Leanne Pagliai
Manager - Tony Torchia
Pitching Coach - Ron Oglesby
Trainer - Jim Daniel

**Charleston Rainbows - Class-A
South Atlantic League
803/723-7241**

General Manager - Seth Eyson
Manager - Jack Krol
Pitching Coach - Gary Lance
Coach - Jaime Moreno
Trainer - Steve Sayles

**Spokane Indians - Class-Rookie
Northwest League
509/535-2922**

General Manager - Tom Leip
Manager - Steve Lubratich
Pitching Coach - Jack Lamabe
Coach - Ty Waller
Trainer - Dean Armitage

1988 SCOUTING STAFF

Special Assignment Scouts

Dick Hager1050 Borregas Avenue, #160, Sunnyvale, CA 94089
Bill McKeon3 Gretchen Street, South Amboy, NJ 08879

Scouts

Santos Alomar P.O. Box 367, Salinas, Puerto Rico 00751
Billy Castell..... 8612 Don Carol Drive, El Cerrito, CA 94530
Ray Coley P.O. Box 30665, Tucson, AZ 85751
Jose Cora St. 14 F 12 Villa Nueva, Caguas, PR 00625
Manny Crespo 4520 SW 135th Avenue, Miami, FL 33175
David Freeland 3203 Southeast Lark, Milwaukie, OR 97222
Denny Galehouse..... 121 Huffman Avenue, Doylestown, OH 44230
Jose Garcia P.O. Box 7992, Caguas, PR 00626
Don Hennelly..... 17100 Los Almos Street, Granada Hills, CA 91344
Ken Hennelly 411 Ritter Ave., South Plainsfield, NJ 07080
Benny Jones..... 509 West Jay Court, Desoto, Texas 75115
Harvey Koepff..... P.O. Box 45, Moss Beach, CA 94038
John Kosciak..... 6405 F. Yateswood, Charlotte, NC 28212
Don LaBossiere 77 Moore Street, Central Falls, RI 02863
Manual Lantigua..... Apartado Postal 30262 LE FE, Santo Domingo, DR
Joe Lutz..... Box 617, Cohoes, NY 12047
Jim Marshall P.O. Box 808, Dunedin, FL 34296
Abraham Martinez Urb Santiago Postal, Calle 4-a-12, Santa Isabel, PR 00757
Damon Oppenheimer.... 6353 - 50th Street, San Diego, CA 92120
Tom Roberts..... 621 N. Foxdale Avenue, W. Covina, CA 91790
Ernie Sierra..... 5072 Noella Way, San Jose, CA 95124
Brad Sloan..... 6861 North Fox Point Drive, Peoria, IL 61614
Ed Stevens..... 6211 South Braeswood, Houston, TX 77096
Vince Valecce 7608 Ivinetta Rd., Cheltenham, PA 19012
Jose Valentin Flamboyen A-SUR I-31, Manati, PR 00701
Hector Valle P.O. Box 5909, College Station, Mayaguez, PR 00708
Bob Warner 5053 Chaucer Avenue, San Diego, CA 92120
Harry Warner..... Jackson Heights, Reeders, PA 18352
Hank Zacharias 1414 Kingsvale Circle, Herndon, VA 22070

1987 MINOR LEAGUE RECAP

The 1987 minor league season produced a pair of league championships as four of the five clubs made it into post-season action. Wichita captured the Texas League crown and Spokane was the class of the Northwest League, while Las Vegas and Reno each made playoff appearances. The organization finished with a minor league mark of 336-297 (.531), including a second half ledger of 204-151 (.575). Top honors went to Roberto Alomar as the Padres' minor league Player-of-the-Year, hitting .319 in 130 games for Wichita. For the second consecutive season, Greg W. Harris was selected the Pitcher-of-the-Year, going 12-11 in 27 starts.

The Padres enter the 1988 season with 22 of the 38 men on the major league roster being signed originally by San Diego. Included in the list are Eric Show, Jimmy Jones, Benito Santiago, Tony Gwynn, Tim Lincecum and John Kruk.

LAS VEGAS—The defending PCL champion Stars compiled a 69-65 record under the first year guidance of Jack Krol. As was the case the previous season, Las Vegas came to life in the second half. The Stars went only 32-40 in the first half, however, put together a 37-33 ledger in the last stanza to qualify for the playoffs. Randell Byers and Shawn Abner each had good offensive seasons with Byers hitting .374 with 12 homers and 76 RBI, while Abner chipped in with a .300 mark and 11 home runs with 85 RBI. Bip Roberts added a .306 average and led the club with 27 stolen bases. On the mound, Joe Bitker was the leading winner going 11-9 with a 4.83 ERA. Ray Hayward had the best ERA among starters with a 3.10 mark, while Todd Simmons was 7-7 out of the bullpen with a league leading 75 appearances and 22 saves.

WICHITA—The Pilots made their first season in Wichita a memorable one as Steve Smith's troops came away with the Texas League title. After taking two straight games from El Paso in the best of three series for the divisional crown, Wichita beat the Jackson Mets, four games to two in winning the league championship. Overall, the Pilots went 69-65 on the season, however, were most impressive in the first half with a 39-27 mark. There were several offensive stars on the club with six of the seven players that played in over 100 games each surpassing the .300 mark, led by Thomas Howard's .332 mark with 14 home runs, 60 RBI and 26 stolen bases. Minor league Player-of-the-Year Roberto Alomar was next with a .319 average with 43 stolen bases and 68 RBI, while making a smooth transition from second base to shortstop. His brother, Sandy Alomar, Jr., batted .307, while Jerald Clark and Chris Knabenshue added .313 and .309 marks, respectively. Brad Pounders lasted only 79 games in AA, batting .314 with 27 homers and 89 RBI during the first half then moving on to Las Vegas for the remainder of the year. Greg W. Harris was the leading hurler with a 12-11 record and 4.28 ERA, including a league leading seven complete games. Harris wound up the regular season with a no-hitter over Midland on August 26.

RENO—Pat Kelly's Padres were the surprise team in the organization, after a slow start (30-41) in the first half, they came around and won the second half title with a 46-25 ledger. Reno was only one win away from the California League championship before losing to Fresno in the seventh and deciding game. Jim Lester led the attack with a .332 season average with 82 RBI, while Bill Stevenson batted .289 with 88 RBI and a league leading 21 home runs. Outfielder Rodney McCray led the Cal league in stolen bases with 63. Warren Newson, who joined the club for the final 51 games, added a .309 average with six homers and 28 RBI. Jeff Childers was the leading winner with a 13-2 record and 2.68 ERA while with Reno (he appeared in seven games for San Bernadino). Mike Mills led the league in saves with 26, compiling a 4-6 record and 2.39 ERA.

CHARLESTON—The Rainbows were the only club not to make the playoffs, going 31-38 in the first half, however, finishing only 5 games out in the second half with a 37-33 mark. The club finished second in the South Atlantic League in batting with a .260 average, with second baseman Carlos Baerga leading the way at .305. Warren Newson batted .347 in the first 58 games then was promoted to Reno. Speedster William Taylor added a .288 average with 56 stolen bases, and San Diegan Jim Tatum hit at a .280 clip with a team-high 9 homers and 72 RBI. On the hill, Matt Maysey led the pack with a 14-11 record and 3.17 ERA, while splitting time between the starting rotation and bullpen. Ricky Bones went 12-5 in 26 starts with a 3.65 ERA.

SPOKANE—The Indians ran away with the Northwest League crown, winning the division title by 20 games with a 54-22 regular season mark, then knocking off Everett, two games to one, for the title. First baseman Steve Hendricks, a 28th round selection out of U.S. International, led the club with a .354 average, 7 homers and 75 RBI in 76 games, while David Hollins added a .312 mark with 44 RBI and 20 stolen bases. The Padres first round draft choice, Kevin Garner from the University of Texas, performed as both a pitcher and designated hitter, going 3-1 with a 2.02 ERA in six starts on the hill and batting .277 with five homers and 24 RBI. Terry Gilmore compiled a perfect 8-0 mark with a 2.59 ERA in 14 starts, and San Diego State's Rich Holsman made 34 relief appearances going 6-4 with 7 saves and a 2.18 ERA.

WHITEY WIETELMANN AWARD

Established in 1986, the Whitey Wietelmann Award is given annually to the minor league pitcher and player who showed the most improvement during spring training. The award is named after a man who has been in professional baseball for over 50 years, including every season of the San Diego Padres' existence. The 1987 winners are pitcher Ricky Bones and outfielder Keith Harrison. The initial winner in 1986 was Rafael Valdez.

1988 ORGANIZATIONAL PLAYERS

AQUINO, PEDRO

LHP

HT: 6-2 WT: 155 B/T: L/L Hometown: Villa Mella, D.R.

BORN: November 29, 1968 in Villa Mella, D.R.

How Acquired: Signed as free agent on September 30, 1986.

CAREER RECORD

YEAR	CLUB	LEAGUE	W-L	ERA	G	GS	CG	SHO	SV	IP	H	R	ER	BB	SO
1986					DID NOT PLAY										
1987	Spokane	Northwest	4-1	3.83	18	5	1	0	0	51.2	57	31	22	36	42

ASADOOR, RANDY

INF

HT: 6-1 WT: 193 B/T: R/R Hometown: Fresno, CA

BORN: October 20, 1962 in Fresno, CA

How Acquired: Acquired from the Texas Rangers for pitcher Mitch Williams, April 6, 1985.

CAREER RECORD

YEAR	CLUB	LEAGUE	AVG.	G	AB	R	H	2B	3B	HR	RBI	BB	SO	SB
1983	Tulsa		.274	106	298	42	75	11	4	0	33	36	54	11
1984	Tulsa		.249	124	425	65	106	22	3	16	53	74	119	17
1985	Las Vegas	PCL	.254	126	413	57	105	27	0	17	58	50	110	8
1986	Las Vegas	PCL	.281	125	395	69	111	16	10	13	52	66	89	6
	SAN DIEGO		.364	15	55	9	20	5	0	0	7	3	13	1
1987	Las Vegas	PCL	.248	96	270	39	67	13	4	3	28	47	58	1
M.L.	Totals		.364	15	55	9	20	5	0	0	7	3	13	1

ARMSTRONG, KEVIN L.

RHP

HT: 6-0 WT: 175 B/T: R/R Hometown: San Antonio, TX

BORN: March 29, 1964 in San Antonio, TX

How Acquired: Eight-player trade with the New York Mets December 11, 1986.

CAREER RECORD

YEAR	CLUB	LEAGUE	W-L	ERA	G	GS	CG	SHO	SV	IP	H	R	ER	BB	SO
1985	Little Falls	NY-Penn	5-5	2.63	15	13	2	1	0	92.0	77	34	27	32	69
1986	Columbia	So. Atlantic	17-5	2.72	26	26	6	3	0	189.0	161	77	57	65	150
1987	Wichita	Texas	2-5	6.78	15	15	0	0	0	73.0	103	63	55	42	36

AUSTIN, JAMES P.

RHP

HT: 6-2 WT: 183 B/T: R/R Hometown: Ford, VA

BORN: December 7, 1963 in Farmville, FL

How Acquired: Selected in the 6th round of the June 1986 Free Agent Draft.

CAREER RECORD

YEAR	CLUB	LEAGUE	W-L	ERA	G	GS	CG	SHO	SV	IP	H	R	ER	BB	SO
1986	Spokane	Northwest	5-4	2.30	28	0	0	0	5	66.2	60	27	17	25	88
1987	Charleston	So. Atlantic	7-10	4.20	31	21	2	1	0	152.0	138	89	71	56	123

BAERGA, CARLOS

INF

HT: 5-11 WT: 165 B/T: S/R Hometown: Caguas, P.R.

BORN: November 4, 1968 Puerto Rico

How Acquired: Signed as free agent November 4, 1985.

CAREER RECORD

YEAR	CLUB	LEAGUE	AVG.	G	AB	R	H	2B	3B	HR	RBI	BB	SO	SB
1986	Charleston	So. Atlantic	.270	111	378	57	102	14	4	7	41	26	60	6
1987	Charleston	So. Atlantic	.305	134	515	83	157	23	*9	7	50	38	107	26

*-Led League.

BASSO, MICHAEL A.

C

HT: 6-2 WT: 195 B/T: R/R Hometown: Pearland, TX

BORN: July 18, 1964 in Dallas, TX

How Acquired: Selected in the 18th round of the June 1986 Free Agent Draft.

CAREER RECORD

YEAR	CLUB	LEAGUE	AVG.	G	AB	R	H	2B	3B	HR	RBI	BB	SO	SB
1986	Spokane	Northwest	.298	63	225	30	67	17	0	2	43	32	35	1
1987	Charleston	So. Atlantic	.252	133	428	49	108	23	0	9	53	*83	71	10

*-Led League.

BAUER, ERIC D.**LHP****HT: 6-2 WT: 190 B/T: R/L Hometown: Cheney, WA****BORN: August 19, 1963 in Willows, CA****How Acquired: Selected in the 17th round of the June 1985 free agent draft.****CAREER RECORD**

YEAR	CLUB	LEAGUE	W-L	ERA	G	GS	CG	SHO	SV	IP	H	R	ER	BB	SO
1985	Spokane, Northwest		4-2	1.88	8	8	0	0	0	43.0	43	13	9	17	27
1986	Reno, California		11-5	3.90	22	22	5	0	0	147.2	151	76	64	81	100
1987	Wichita, Texas		9-1	4.16	14	14	3	1	0	97.1	97	46	45	36	64
	Las Vegas, PCL		0-1	9.82	2	2	0	0	0	7.1	11	8	8	9	7

BITKER, JOSEPH A.**RHP****HT: 6-1 WT: 175 B/T: R/R Hometown: Cameron Park, CA****BORN: February 12, 1964 in Glendale, CA****How Acquired: Selected in the second round of the secondary phase of the June Free Agent Draft, 1984.****CAREER RECORD**

YEAR	CLUB	LEAGUE	W-L	ERA	G	GS	CG	SHO	SV	IP	H	R	ER	BB	SO
1984	Spokane, Northwest		4-4	3.41	14	14	2	0	0	87.0	85	48	33	33	60
1985	Charleston, So. Atlantic		9-3	2.59	13	13	6	4	0	90.1	74	35	26	31	85
	Beaumont, Texas		8-1	3.12	15	14	x4	1	0	98.0	91	43	34	41	64
1986	Beaumont, Texas		7-7	3.53	18	17	2	2	0	114.2	114	55	45	52	93
	Las Vegas, PCL		2-0	3.29	5	4	0	0	0	27.1	24	10	10	9	19
1987	Las Vegas, PCL		11-9	4.83	36	27	3	0	1	160.1	184	97	86	79	80

x-Tied for League Lead.

BLOUNT, WILLIAM C.**LHP****HT: 6-5 WT: 180 B/T: L/L Hometown: San Diego, CA****BORN: September 27, 1963 in San Diego, CA****How Acquired: Selected in the 13th round of the June 1985 free agent draft.****CAREER RECORD**

YEAR	CLUB	LEAGUE	W-L	ERA	G	GS	CG	SHO	SV	IP	H	R	ER	BB	SO
1985	Spokane, Northwest		6-4	2.64	23	2	0	0	3	64.2	61	30	19	12	58
1986	Charleston, So. Atlantic		2-3	3.74	26	0	0	0	10	33.2	28	14	14	8	36
	Beaumont, Texas		1-2	3.59	34	0	0	0	6	47.1	47	24	19	14	25
1987	Las Vegas, PCL		4-8	5.93	18	15	2	1	0	82.0	110	61	54	37	44

BOND, DAVID W.**LHP****HT: 6-5 WT: 180 B/T: L/L Hometown: Warner Robbins, GA****BORN: August 19, 1966 in Warner Springs, GA****How Acquired: Selected in the 5th round of the June 1987 free agent draft.****CAREER RECORD**

YEAR	CLUB	LEAGUE	W-L	ERA	G	GS	CG	SHO	SV	IP	H	R	ER	BB	SO
1987	Spokane, Northwest		3-3	4.33	10	10	0	0	0	54.0	53	29	26	36	46
	Reno, California		1-2	10.38	5	5	0	0	0	21.2	34	28	25	17	19

BONES, RICARDO**RHP****HT: 5-10 WT: 175 B/T: R/R Hometown: Guayama, P.R.****BORN: April 7, 1969 in Salinas, P.R.****How Acquired: Signed as free agent on May 13, 1986.****CAREER RECORD**

YEAR	CLUB	LEAGUE	W-L	ERA	G	GS	CG	SHO	SV	IP	H	R	ER	BB	SO
1986	Spokane, Northwest		1-3	5.59	18	9	0	0	0	58.0	63	44	36	29	46
1987	Charleston, So. Atlantic		12-5	3.65	26	26	4	1	0	170.1	183	81	69	45	130

BRASSIL, THOMAS W.**INF****HT: 6-3 WT: 180 B/T: R/R Hometown: Miami, Florida****BORN: June 17, 1960 in Chicago, Illinois****How Acquired: Selected in the 6th round of the June 1982 free agent draft.****CAREER RECORD**

YEAR	CLUB	LEAGUE	AVG.	G	AB	R	H	2B	3B	HR	RBI	BB	SO	SB
1982	Salem, Carolina		.248	66	250	31	62	3	0	0	17	22	31	5
1983	Reno, California		.272	115	416	56	113	17	6	1	36	32	38	4
1984	Miami, Florida St.		.277	126	447	44	124	13	3	4	53	30	42	5
1985	Beaumont, Texas		.281	106	377	48	106	12	1	8	45	22	53	2
1986	Beaumont, Texas		.239	103	356	30	85	18	5	2	38	14	41	1
1987	Wichita, Texas		.318	106	390	59	124	23	1	13	54	12	38	3

BROCAIL, DOUG**RHP**

HT: 6-5 WT: 190 B/T: L/R Hometown: Lamar, CO

BORN: May 16, 1967 in Clearfield, PA

How Acquired: Selected in the 1st round of the January 1986 Free Agent Draft.

CAREER RECORD

YEAR	CLUB	LEAGUE	W-L	ERA	G	GS	CG	SHO	SV	IP	H	R	ER	BB	SO
1986	Spokane	Northwest	5-4	3.81	16	15	0	0	0	85.0	85	52	36	53	77
1987	Charleston	So. Atlantic	2-6	4.09	19	18	0	0	0	92.1	94	51	42	28	68

BROOKS, BRIAN T.**OF**

HT: 6-3 WT: 190 B/T: L/L Hometown: Hercules, CA

BORN: February 4, 1965 in Oakland, CA

How Acquired: Selected in the 16th round of the June 1986 Free Agent Draft.

CAREER HITTING RECORD

YEAR	CLUB	LEAGUE	AVG.	G	AB	R	H	2B	3B	HR	RBI	BB	SO	SB
1986	Spokane	Northwest	.246	49	134	17	33	4	1	0	21	14	18	3
1987	Charleston	So. Atlantic	.271	124	414	45	112	23	5	7	55	37	75	21

CAREER PITCHING RECORD

YEAR	CLUB	LEAGUE	W-L	ERA	G	GS	CG	SHO	SV	IP	H	R	ER	BB	SO
1986	Spokane	Northwest	1-0	4.38	6	0	0	0	0	12.1	16	14	6	11	9
1987	Charleston	So. Atlantic	0-0	2.08	3	0	0	0	0	4.1	3	1	1	4	3

BROOKS, MONTE L.**INF**

HT: 5-11 WT: 170 B/T: R/R Hometown: Meridian, ID

BORN: June 22, 1965 in Boise, ID

How Acquired: Selected in the 24th round of the June 1987 free agent draft.

CAREER RECORD

YEAR	CLUB	LEAGUE	AVG.	G	AB	R	H	2B	3B	HR	RBI	BB	SO	SB
1987	Spokane	Northwest	.257	52	210	25	54	7	0	0	28	18	32	5

BROWN, KEVIN A.**LHP**

HT: 6-1 WT: 185 B/T: L/L Hometown: Baltimore, MD

BORN: August 3, 1963 in Baltimore, MD

How Acquired: Eight-player trade with the New York Mets December 11, 1986.

CAREER RECORD

YEAR	CLUB	LEAGUE	W-L	ERA	G	GS	CG	SHO	SV	IP	H	R	ER	BB	SO
1983	Columbia	So. Atlantic	15-7	2.74	29	25	6	2	2	171.0	110	69	52	85	221
1984	Lynchburg	Carolina	10-7	3.66	28	26	3	0	0	160.0	143	80	65	78	163
1985	Jackson	Texas	3-4	5.08	12	12	1	1	0	51.0	62	38	29	27	44
	Lynchburg	Carolina	3-5	3.00	11	9	0	0	0	54.0	35	23	18	41	54
1986	Lynchburg	Carolina	5-4	4.50	34	13	2	0	2	100.0	102	60	50	50	67
1987	Wichita	Texas	6-7	5.50	33	17	2	0	1	122.2	130	81	75	68	76

CHAVEZ, RAFAEL**RHP**

HT: 6-0 WT: 195 B/T: R/R Hometown: Isabela, P.R.

BORN: November 1, 1968 in Isabela, P.R.

How Acquired: Signed as free agent on February 12, 1986.

CAREER RECORD

YEAR	CLUB	LEAGUE	W-L	ERA	G	GS	CG	SHO	SV	IP	H	R	ER	BB	SO
1986	Charleston	So. Atlantic	5-3	3.33	39	2	0	0	1	81.0	77	46	30	37	43
1987	Charleston	So. Atlantic	8-5	2.99	53	0	0	0	11	87.1	86	36	29	21	59

CHILDERS, JEFFREY, S.**RHP**

HT: 6-2 WT: 180 B/T: R/R Hometown: Portland, Oregon

BORN: February 15, 1965 in Ft. Leavenworth, Kansas

How Acquired: Selected in the 14th round of June 1983 free agent draft.

CAREER RECORD

YEAR	CLUB	LEAGUE	W-L	ERA	G	GS	CG	SHO	SV	IP	H	R	ER	BB	SO
1983	Spokane	NW	3-5	6.36	15	7	0	0	1	52.0	66	43	37	24	30
1984	Miami	Florida St.	4-7	3.66	36	10	2	0	4	108.1	108	54	44	63	52
1985	Reno	California	2-1	4.38	12	6	0	0	0	37.0	37	20	18	29	26
	Beaumont	Texas	1-3	5.30	23	5	0	0	2	56.0	68	36	33	42	37
1986	Reno	California	1-0	17.28	6	0	0	0	0	8.1	14	16	16	10	5
1987	San Bernadino		0-0	8.78	7	1	0	0	0	13.1	16	14	13	15	10
	Reno	California	13-2	2.68	21	15	6	1	1	124.1	115	47	37	52	84

CIOFFI, MICHAEL**INF**

HT: 6-1 WT: 205 B/T: L/L Hometown: New Brunswick, NJ

BORN: January 1, 1968 in Brooklyn, NY

How Acquired: Signed as free agent August 20, 1987.

CAREER RECORD

1987	No professional Experience														
------	----------------------------	--	--	--	--	--	--	--	--	--	--	--	--	--	--

COOPER, WILLIAM CRAIG INF

HT: 6-0 WT: 197 B/T: R/R Hometown: Mendam, NJ

BORN: November 20, 1963 in Pensacola, FL

How Acquired: Selected in the 5th round of the June 1986 Free Agent Draft.

CAREER RECORD

YEAR CLUB, LEAGUE	AVG.	G	AB	R	H	2B	3B	HR	RBI	BB	SO	SB
1986 Spokane, Northwest	.283	72	286	59	81	15	3	4	50	45	52	4
1987 Reno, California	.269	129	438	69	118	26	4	11	82	65	104	0

CORTEZ, DAVID OF

HT: 6-0 WT: 185 B/T: R/R Hometown: Kennewick, WA

BORN: September 11, 1963 in Chicago Heights, IL

How Acquired: Purchased from Tri-Cities on February 24, 1986.

CAREER RECORD

YEAR CLUB, LEAGUE	AVG.	G	AB	R	H	2B	3B	HR	RBI	BB	SO	SB
1985 Tri-Cities, Northwest	.353	64	258	45	91	15	1	1	33	26	51	3
1986 Reno, California	.281	94	303	48	85	12	3	7	55	30	70	2
1987 Wichita, Texas	.247	64	186	25	46	2	1	5	20	19	57	1

COSTELLO, MICHAEL D. RHP

HT: 6-2 WT: 230 B/T: R/R Hometown: Colbert, WA

BORN: August 28, 1962 in Fairchild, WA

How Acquired: Selected in the 10th round of the June 1984 free agent draft.

CAREER RECORD

YEAR CLUB, LEAGUE	W-L	ERA	G	GS	CG	SHO	SV	IP	H	R	ER	BB	SO
1984 Spokane, NW	7-6	2.72	15	15	3	1	0	102.2	85	48	31	43	114
1985 Charleston, So. Atlantic	16-8	2.61	29	29	*9	x4	0	*200.0	161	77	58	86	193
1986 Beaumont, Texas	9-10	5.22	27	27	2	0	0	157.0	170	100	91	88	90
1987 Wichita, Texas	2-2	6.34	11	10	0	0	0	59.2	68	46	42	23	44
Las Vegas, PCL	3-5	5.86	12	12	1	0	0	58.1	60	43	38	42	28

x-Tied for League Lead * -Led League.

DeBUTCH, MICHAEL P. INF

HT: 5-10 WT: 165 B/T: R/R Hometown: Chicago Heights, Illinois

BORN: August 21, 1963 in Chicago Heights, Illinois.

How Acquired: Selected in the 8th round of the June 1984 free agent draft.

CAREER RECORD

YEAR CLUB, LEAGUE	AVG.	G	AB	R	H	2B	3B	HR	RBI	BB	SO	SB
1984 Spokane, NW	.238	70	269	48	64	8	2	0	25	52	38	34
1985 Reno, California	.270	120	460	88	124	19	5	2	46	80	55	49
1986 Reno, California	.165	28	85	9	14	2	3	0	6	11	12	2
Beaumont, Texas	.179	68	212	30	38	3	2	2	13	31	45	15
1987 Wichita, Texas	.290	114	446	76	130	15	1	0	32	49	66	25

ESTRADA, JAY L. RHP

HT: 6-4 WT: 190 B/T: R/R Hometown: Lakewood, CO

BORN: August 11, 1966 in Denver, CO

How Acquired: Selected in the 29th round of the June 1987 free agent draft.

CAREER RECORD

YEAR CLUB, LEAGUE	W-L	ERA	G	GS	CG	SHO	SV	IP	H	R	ER	BB	SO
1987 Spokane, Northwest	2-1	4.18	10	0	0	0	0	23.2	22	12	11	15	14
Reno, California	2-0	2.78	12	0	0	0	1	35.2	37	17	11	16	18

FARIES, PAUL T. INF

HT: 5-10 WT: 165 B/T: R/R Hometown: Moraga, CA

BORN: February 20, 1965 in Berkeley, CA

How Acquired: Selected in the 23rd round of the June 1987 free agent draft.

CAREER RECORD

YEAR CLUB, LEAGUE	AVG.	G	AB	R	H	2B	3B	HR	RBI	BB	SO	SB
1987 Spokane, Northwest	.307	74	280	*67	86	9	3	0	27	37	25	*30

* -Led League.

FARMER, KEVIN W. C

HT: 5-11 WT: 185 B/T: R/R Hometown: Sanaland, AL

BORN: January 20, 1965 in Mobile, AL

How Acquired: Selected in the 22nd round of the June 1987 free agent draft.

CAREER RECORD

YEAR CLUB, LEAGUE	AVG.	G	AB	R	H	2B	3B	HR	RBI	BB	SO	SB
1987 Spokane, Northwest	.298	18	47	6	14	2	1	0	6	6	7	0

FARMER, REGINALD L. OF

HT: 6-1 WT: 175 B/T: L/L Hometown: San Diego, CA

BORN: May 8, 1965 in Los Angeles, CA

How Acquired: Selected in the 9th round of the June 1987 free agent draft.

CAREER RECORD

YEAR CLUB, LEAGUE	AVG.	G	AB	R	H	2B	3B	HR	RBI	BB	SO	SB
1987 Spokane, Northwest	.253	69	241	49	61	4	5	1	24	36	*85	12

*-Led League.

FERRARO, CARL LHP

HT: 6-1 WT: 180 B/T: L/L Hometown: Tampa, FL

BORN: August 7, 1962 in Tampa, FL

How Acquired: Selected in 16th round of June 1985 free agent draft.

CAREER RECORD

YEAR CLUB, LEAGUE	W-L	ERA	G	GS	CG	SHO	SV	IP	H	R	ER	BB	SO
1985 Spokane, NW	1-1	1.42	11	0	0	0	1	12.2	12	4	2	6	10
Reno, California	1-2	7.20	17	1	0	0	3	30.0	37	26	24	19	20
1986 Charleston, So. Atlantic	5-4	2.57	27	10	0	0	0	84.0	78	35	24	26	61
1987 Reno, California	5-5	6.49	39	3	0	0	0	97.0	115	81	70	59	75

FIGUEROA, ALEXIS RHP

HT: 6-4 WT: 190 B/T: R/R Hometown: Guanica, PR

BORN: November 20, 1970 in Guanica, Puerto Rico

How Acquired: Signed as a free agent October 10, 1987.

CAREER RECORD

1987 No professional Experience

FILLIPPI, JAMES W. RHP

HT: 6-0 WT: 180 B/T: R/R Hometown: Fullerton, CA

BORN: September 23, 1963 in Ontario, CA

How Acquired: Signed as a free agent on July 15, 1986.

CAREER RECORD

YEAR CLUB, LEAGUE	W-L	ERA	G	GS	CG	SHO	SV	IP	H	R	ER	BB	SO
1984 Sara W Sox, Gulf Coast	10-1	0.61	11	11	3	1	0	74.0	46	14	5	19	74
1985 Glens Falls, Eastern	0-0	3.00	2	2	0	0	0	9.0	7	3	3	6	8
Appleton, Midwest	0-2	10.64	6	2	0	0	0	11	13	13	13	13	6
1987 San Bernadino	8-8	3.15	23	18	4	1	0	128.2	96	67	45	75	94
Reno, California	5-1	2.95	7	6	0	0	0	36.2	26	14	12	29	20

FORBES, WILLIE A. LHP

HT: 6-0 WT: 160 B/T: L/L Hometown: Walker, LA

BORN: December 14, 1964 in Baton Rouge, LA

How Acquired: Signed as a non-drafted free agent in June 1987.

CAREER RECORD

YEAR CLUB, LEAGUE	W-L	ERA	G	GS	CG	SHO	SV	IP	H	R	ER	BB	SO
1987 Bend, Northwest	3-4	4.14	9	9	1	1	0	54.1	51	28	25	25	44
Spokane, Northwest	4-1	2.32	6	6	1	0	0	42.2	42	16	11	13	30

FORD, RUSTY RHP

HT: 6-4 WT: 200 B/T: R/R Hometown: Lufkin, TX

BORN: February 20, 1961 in Lufkin, TX

How Acquired: Selected in the seventeenth round of the June Free Agent Draft, 1984.

CAREER RECORD

YEAR CLUB, LEAGUE	W-L	ERA	G	GS	CG	SHO	SV	IP	H	R	ER	BB	SO
1984 Spokane, Northwest	2-3	3.57	25	0	0	0	5	40.1	28	19	16	28	48
1985 Charleston, So. Atlantic	7-6	2.67	*66	0	0	0	*24	91.0	77	33	27	40	93
1986 Beaumont, Texas	2-9	3.72	67	0	0	0	17	82.1	83	45	34	57	63
1987 Las Vegas, PCL	2-2	6.46	43	1	0	0	0	85.0	100	69	61	63	41

*-Led League

GARNER, KEVIN W. RHP

HT: 6-2 WT: 205 B/T: L/R Hometown: Midland, MI

BORN: October 21, 1965 in Freeport, TX

How Acquired: Selected in the 1st round of the June 1987 free agent draft.

CAREER PITCHING RECORD

YEAR CLUB, LEAGUE	W-L	ERA	G	GS	CG	SHO	SV	IP	H	R	ER	BB	SO
1987 Spokane, Northwest	3-1	2.02	6	6	1	0	0	35.2	18	8	8	16	42

CAREER HITTING RECORD

YEAR CLUB, LEAGUE	AVG.	G	AB	R	H	2B	3B	HR	RBI	BB	SO	SB
1987 Spokane, Northwest	.274	36	106	19	29	7	1	5	25	16	28	0

GILMORE, TERRANCE E. RHP

HT: 6-2 WT: 210 B/T: R/R Hometown: Liverpool, NY

BORN: November 1, 1965 in Cortland, NY

How Acquired: Selected in the 20th round of the June 1987 free agent draft.

CAREER RECORD

YEAR	CLUB	LEAGUE	W-L	ERA	G	GS	CG	SHO	SV	IP	H	R	ER	BB	SO
1987	Spokane, Northwest		7-0	2.59	14	14	3	0	0	*100.2	95	37	29	24	81

*-Led League.

GRAY, JEFFREY A. OF

HT: 6-3 WT: 185 B/T: R/R Hometown: Altadena, California

BORN: June 18, 1966 in Altadena, California

How Acquired: Selected in the 17th round of the June 1984, free agent draft.

CAREER RECORD

YEAR	CLUB	LEAGUE	AVG.	G	AB	R	H	2B	3B	HR	RBI	BB	SO	SB
1985	Spokane, Northwest		.241	41	116	13	28	2	1	0	11	10	25	6
1986	Reno, California		.291	99	347	60	101	16	4	0	28	23	64	22
1987	Reno, California		.245	106	355	59	87	14	6	0	42	41	77	20

HALL, GREGORY R. C

HT: 6-2 WT: 210 B/T: R/R Hometown: Tracy, CA

BORN: April 10, 1962 in Nashville, TN

How Acquired: Selected in the 23rd round of the June 1985 free agent draft.

CAREER RECORD

YEAR	CLUB	LEAGUE	AVG.	G	AB	R	H	2B	3B	HR	RBI	BB	SO	SB
1985	Spokane, Northwest		.257	52	167	19	43	4	0	1	20	22	22	1
1986	Reno, California		.260	88	269	42	70	7	0	5	33	42	58	2
1987	Charleston, So. Atlantic		.242	109	297	37	72	5	1	3	42	46	47	5

HANSEN, TODD C. LHP

HT: 6-3 WT: 175 B/T: L/L Hometown: Idaho Falls, ID

BORN: July 5, 1966 in Idaho Falls, ID

How Acquired: Selected in the December 1987 Triple-A draft from the Pirates organization.

CAREER RECORD

YEAR	CLUB	LEAGUE	W-L	ERA	G	GS	CG	SHO	SV	IP	H	R	ER	BB	SO
1984	Bradenton, FSL		4-6	3.06	14	12	1	1	0	61.2	65	41	21	34	32
1985	Watertown, NY-Penn		2-6	6.08	11	9	0	0	0	40.0	43	39	27	41	13
1986	Macon, So. Atlantic		1-9	6.02	12	12	0	0	0	61.1	70	47	41	39	38
	Tri-Cities, Northwest		3-8	5.04	16	15	1	0	0	89.1	96	76	50	58	51
1987	Macon, So. Atlantic		1-1	6.23	10	0	0	0	1	13.0	15	13	9	12	13
	Bend, Northwest		4-6	3.68	16	15	4	1	0	85.2	76	51	35	47	87

HARRIS, GREGORY S. LHP

HT: 6-2 WT: 185 B/T: L/L Hometown: Seattle, WA

BORN: May 6, 1964 in Seattle, WA

How Acquired: Selected in the 13th round of the June 1986 free agent draft.

CAREER RECORD

YEAR	CLUB	LEAGUE	W-L	ERA	G	GS	CG	SHO	SV	IP	H	R	ER	BB	SO
1986	Spokane, Northwest		4-5	6.62	15	10	1	0	2	68.0	85	56	50	30	58
1987	Charleston, So. Atlantic		9-3	2.77	20	15	1	0	0	94.1	75	34	29	24	74
	Wichita, Texas		0-0	4.50	2	0	0	0	0	2.0	2	1	1	4	0

HARRISON, BRIAN L. LHP

HT: 6-1 WT: 180 B/T: L/L Hometown: Port Hueneme, CA

BORN: November 26, 1966 in Bluefield, WV

How Acquired: Selected in the 1st round (secondary) of the January 1986 free agent draft.

CAREER RECORD

YEAR	CLUB	LEAGUE	W-L	ERA	G	GS	CG	SHO	SV	IP	H	R	ER	BB	SO
1986	Spokane, Northwest		1-1	5.12	8	3	0	0	0	19.1	19	16	11	23	14
	Tri-Cities, Northwest		2-4	6.70	14	2	0	0	0	41.2	47	40	31	37	50
1987	Charleston, So. Atlantic		4-0	2.72	37	3	0	0	4	72.2	64	31	22	30	87
	Reno, California		0-0	7.36	1	1	0	0	0	3.2	6	5	3	5	2

HARRISON, KEITH OF

HT: 5-11 WT: 165 B/T: L/L Hometown: Cerritos, CA

BORN: June 1, 1967 in San Diego, CA.

How Acquired: Selected in the 21st round of the June 1986 free agent draft.

CAREER RECORD

YEAR	CLUB	LEAGUE	AVG.	G	AB	R	H	2B	3B	HR	RBI	BB	SO	SB
1986	Spokane, Northwest		.158	24	38	6	6	0	0	0	1	11	14	1
1987	Charleston, So. Atlantic		.203	102	212	39	43	2	0	0	17	38	75	17

HENDRICKS, STEVE**INF**

HT: 6-2 WT: 185 B/T: R/R Hometown: San Diego, CA

BORN: May 15, 1965 in St. Louis, MO

How Acquired: Selected in the 28th round of the June 1987 free agent draft.

CAREER RECORD

YEAR CLUB, LEAGUE	AVG.	G	AB	R	H	2B	3B	HR	RBI	BB	SO	SB
1987 Spokane, Northwest	.358	75	*302	52	*108	*25	5	7	*75	36	38	4

*-Led League.

HIGHTOWER, BARRY P.**LHP**

HT: 6-2 WT: 190 B/T: R/L Hometown: Dothan, AL

BORN: March 26, 1966 in Lake City, FL

How Acquired: Selected in the December 1987 Triple-A draft from the Mets organization.

CAREER RECORD

YEAR CLUB, LEAGUE	W-L	ERA	G	GS	CG	SHO	SV	IP	H	R	ER	BB	SO
1984 Kingsport, App.	1-3	8.19	14	6	0	0	1	41.0	52	45	37	48	38
1985 Kingsport, App.	5-5	2.45	10	9	5	1	0	55.0	32	21	15	25	50
1986 Columbia, So. Atlantic	5-2	5.48	20	20	1	0	0	87.0	89	62	53	58	94
1987 Columbia, So. Atlantic	0-1	6.26	16	6	0	0	1	27.0	32	25	19	25	22

HILLEMANN, CHARLES E.**OF**

HT: 6-0 WT: 180 B/T: R/R Hometown: St. Charles, MO

BORN: January 19, 1966 in St. Louis, MO

How Acquired: Selected in the 15th round of the June 1987 free agent draft.

CAREER RECORD

YEAR CLUB, LEAGUE	AVG.	G	AB	R	H	2B	3B	HR	RBI	BB	SO	SB
1987 Spokane, Northwest	.285	65	242	54	69	9	*6	1	30	21	59	17

*-Led League.

HOLLINS, DAVID M.**INF**

HT: 6-1 WT: 195 B/T: S/R Hometown: West Seneca, NY

BORN: May 25, 1966 in Buffalo, NY

How Acquired: Selected in the 6th round of the June 1987 free agent draft.

CAREER RECORD

YEAR CLUB, LEAGUE	AVG.	G	AB	R	H	2B	3B	HR	RBI	BB	SO	SB
1987 Spokane, Northwest	.309	75	278	52	86	14	4	2	44	53	36	20

HOLMES, CARL**OF**

HT: 6-4 WT: 200 B/T: R/R Hometown: Anaheim, CA

BORN: December 9, 1967 in Chicago, IL

How Acquired: Selected in the 7th round of the June 1986 free agent draft.

CAREER RECORD

YEAR CLUB, LEAGUE	AVG.	G	AB	R	H	2B	3B	HR	RBI	BB	SO	SB
1986 Spokane, Northwest	.179	36	106	12	19	4	2	1	17	11	34	1
1987 San Bernadino	.157	19	51	7	8	3	0	1	4	2	22	0
Spokane, Northwest	.242	21	66	6	16	4	0	1	10	6	24	1

HOLSMAN, RICHARD D.**LHP**

HT: 6-1 WT: 195 B/T: L/L Hometown: San Diego, CA

BORN: December 14, 1965 in Eau Claire, WI

How Acquired: Selected in the 14th round of the June 1987 free agent draft.

CAREER RECORD

YEAR CLUB, LEAGUE	W-L	ERA	G	GS	CG	SHO	SV	IP	H	R	ER	BB	SO
1987 Spokane, Northwest	6-4	1.89	34	0	0	0	8	62.0	42	21	13	41	91

KING, MICHAEL J.**C**

HT: 6-3 WT: 215 B/T: L/R Hometown: Lincroft, NJ

BORN: September 4, 1968

How Acquired: Selected in the 9th round of the June 1986 free agent draft.

CAREER RECORD

YEAR CLUB, LEAGUE	AVG.	G	AB	R	H	2B	3B	HR	RBI	BB	SO	SB
1986 Spokane, Northwest	.224	34	76	10	17	4	0	0	5	6	17	0
1987 Charleston, So. Atlantic	.251	114	335	34	84	12	0	4	40	37	55	2

KLEVEN, MARK G.**INF**

HT: 5-8 WT: 160 B/T: S/R Hometown: Las Vegas, NV

BORN: February 25, 1965 in Provo, UT

How Acquired: Signed as a non-drafted free agent June 12, 1987.

CAREER RECORD

YEAR	CLUB	LEAGUE	AVG.	G	AB	R	H	2B	3B	HR	RBI	BB	SO	SB
1987	Reno, California		.154	6	13	3	2	0	0	0	0	4	5	1
	Spokane, Northwest		.125	14	16	1	2	1	0	0	0	3	7	0

KNABENSHUE, CHRISTOPHER, J. OF

HT: 6-1 WT: 175 B/T: L/R Hometown: Aurora, CO

BORN: October 30, 1963 in Xenia, Ohio

How Acquired: Selected in the 5th round of the June 1985 free agent draft.

CAREER RECORD

YEAR	CLUB	LEAGUE	AVG.	G	AB	R	H	2B	3B	HR	RBI	BB	SO	SB
1985	Spokane, Northwest		.279	71	258	50	72	13	2	1	34	57	42	10
1986	Charleston, So. Atlantic		.284	102	335	77	95	20	4	10	62	82	82	36
1987	Wichita, Texas		.309	128	473	91	146	31	3	15	65	66	99	20

LeBRON, JOSE R.**RHP**

HT: 6-0 WT: 150 B/T: R/R Hometown: Patillas, PR

BORN: November 7, 1970 in Patillas, Puerto Rico

How Acquired: Signed as a free agent November 7, 1987.

CAREER RECORD

1987 No professional Experience

LESLIE, REGINALD B., JR.**RHP**

HT: 6-3 WT: 195 B/T: R/R Hometown: San Diego, CA

BORN: March 28, 1968 in Anchorage, AK

How Acquired: Signed as a non-drafted free agent on June 21, 1987.

CAREER RECORD

YEAR	CLUB	LEAGUE	W-L	ERA	G	GS	CG	SHO	SV	IP	H	R	ER	BB	SO
1987	Spokane, Northwest		3-2	5.50	16	3	0	0	1	36.0	38	26	22	25	43

LESTER, JAMES Z.**INF**

HT: 6-2 WT: 180 B/T: R/R Hometown: Columbus, GA

BORN: June 24, 1963 in Columbus, GA

How Acquired: Trade with Montreal Expos organization on April 1, 1986

CAREER RECORD

YEAR	CLUB	LEAGUE	AVG.	G	AB	R	H	2B	3B	HR	RBI	BB	SO	SB
1985	Jamestown, NY-Penn		.285	54	158	27	45	7	2	0	14	26	29	2
1986	Charleston, So. Atlantic		.278	96	299	51	83	17	3	1	32	75	45	6
1987	Reno, California		*.331	97	369	69	122	22	6	5	82	48	66	8

*-Led League.

LeVASSEUR, THOMAS G.**INF**

HT: 5-11 WT: 175 B/T: R/R Hometown: Santa Paula, CA

BORN: February 11, 1964 in Los Angeles, CA

How Acquired: Selected in the 8th round of the June 1986 free agent draft.

CAREER RECORD

YEAR	CLUB	LEAGUE	AVG.	G	AB	R	H	2B	3B	HR	RBI	BB	SO	SB
1986	Spokane, Northwest		*.372	53	191	50	71	3	1	1	21	47	14	28
1987	Reno, California		.275	106	389	68	107	7	3	0	48	55	53	19

*-Led League

LEWIS, ANTHONY E.**RHP**

HT: 6-4 WT: 210 B/T: R/R Hometown: Warth, IL

BORN: March 23, 1965 in Chicago, IL

How Acquired: Selected in the 18th round of the June 1987 free agent draft.

CAREER RECORD

YEAR	CLUB	LEAGUE	W-L	ERA	G	GS	CG	SHO	SV	IP	H	R	ER	BB	SO
1987	Spokane, Northwest		5-3	5.14	15	12	2	1	0	75.1	73	50	43	51	42

LEWIS, JAMES S.**RHP**

HT: 6-2 WT: 200 B/T: R/R Hometown: Lavern, CA

BORN: July 20, 1964 in Jackson, Michigan

How Acquired: Selected in the 5th round of the January 1985 free agent draft.

CAREER RECORD

YEAR	CLUB	LEAGUE	W-L	ERA	G	GS	CG	SHO	SV	IP	H	R	ER	BB	SO
1985	Spokane, Northwest		4-4	3.88	20	6	1	0	0	67.1	60	34	29	21	54
1986	Charleston, Northwest		4-8	3.43	51	1	1	1	4	84.0	87	48	32	32	61
1987	Reno, California		2-2	6.14	13	2	1	1	0	29.1	35	26	20	21	28

LOPEZ, LUIS**INF**

HT: 5-11 WT: 155 B/T: S/R Hometown: Cidra, PR

BORN: September 4, 1970 in Cidra, Puerto Rico

How Acquired: Signed as free agent September 9, 1987.

CAREER RECORD

1987

No professional Experience

LOUBIER, STEPHEN H.**RHP**

HT: 6-3 WT: 190 B/T: R/R Hometown: South Portland, ME

BORN: November 16, 1964 in Marysville, CA

How Acquired: Selected in the 19th round of the June 1987 free agent draft.

CAREER RECORD

YEAR	CLUB.	LEAGUE	W-L	ERA	G	GS	CG	SHO	SV	IP	H	R	ER	BB	SO
1987	Reno,	California	2-2	4.15	13	4	0	0	1	34.2	34	22	16	19	27

LUTTICKEN, ROBERT W.**C**

HT: 6-2 WT: 186 B/T: R/R Hometown: Redwood City, CA

BORN: August 25, 1966

How Acquired: Signed in 2nd round (secondary phase) of January 1986 free agent draft.

CAREER RECORD

YEAR	CLUB.	LEAGUE	AVG.	G	AB	R	H	2B	3B	HR	RBI	BB	SO	SB
1986	Spokane,	Northwest	.220	39	109	9	24	7	0	0	10	10	27	0
1987	Spokane,	Northwest	.256	31	82	10	21	3	0	0	11	9	18	0

LYNCH, JOSEPH K.**RHP**

HT: 6-0 WT: 175 B/T: R/R Hometown: Edison, NJ

BORN: November 17, 1962 in New Brunswick, NJ

How Acquired: Selected in the 21st round of the June 1985 free agent draft.

CAREER RECORD

YEAR	CLUB.	LEAGUE	W-L	ERA	G	GS	CG	SHO	SV	IP	H	R	ER	BB	SO
1985	Spokane,	Northwest	4-2	1.28	*32	0	0	0	*12	49.1	29	7	7	24	39
1986	Reno,	California	5-3	2.41	33	0	0	0	12	56.0	45	18	15	11	43
	Beaumont,	Texas	0-2	4.66	21	0	0	0	1	38.2	53	26	20	16	29
1987	Wichita,	Texas	6-7	3.50	*62	0	0	0	12	97.2	111	46	38	45	62

*Led League.

MARX, WILLIAM J.**RHP**

HT: 6-3 WT: 200 B/T: R/R Hometown: Appleton, WI

BORN: November 6, 1964 in Appleton, WI

How Acquired: Selected in the 14th round of the June 1985 free agent draft.

CAREER RECORD

YEAR	CLUB.	LEAGUE	W-L	ERA	G	GS	CG	SHO	SV	IP	H	R	ER	BB	SO
1985	Spokane,	Northwest	3-6	3.88	15	15	2	0	0	92.2	98	54	40	50	65
1986	Charleston,	So. Atlantic	11-9	2.98	24	24	4	2	0	166.0	130	76	55	62	133
1987	Reno,	California	1-2	5.71	9	9	0	0	0	41.0	49	33	26	23	30

McDEVITT, TERRY R.**INF**

HT: 5-9 WT: 165 B/T: L/R Hometown: Charleston, IL

BORN: April 23, 1964 in Paxton, IL

How Acquired: Selected in the 27th round of the June 1986 free agent draft.

CAREER RECORD

YEAR	CLUB.	LEAGUE	AVG.	G	AB	R	H	2B	3B	HR	RBI	BB	SO	SB
1986	Spokane,	Northwest	.210	54	195	38	41	4	0	0	20	57	35	6
1987	Charleston,	So. Atlantic	.222	91	185	21	41	1	0	0	15	32	41	6

MILLER, STEPHEN C.**INF**

HT: 6-1 WT: 170 B/T: L/R Hometown: Hyattsville, MD

BORN: February 12, 1963 in Washington, DC

How Acquired: Traded to the Padres organization from Phoenix on April 27, 1987.

CAREER RECORD

YEAR	CLUB.	LEAGUE	AVG.	G	AB	R	H	2B	3B	HR	RBI	BB	SO	SB
1983	Great Falls,	Pioneer	.313	45	131	14	41	2	0	1	13	13	29	3
1984	Fresno,	California	.266	86	274	33	73	11	0	0	26	37	58	4
1985	Shreveport,	Texas	.204	113	362	29	74	7	2	1	32	40	47	5
1986	Shreveport,	Texas	.192	12	26	2	5	1	0	0	3	2	3	0
	Phoenix,	PCL	.217	74	230	16	50	5	2	0	23	8	30	0
1987	Phoenix,	PCL	.091	9	11	1	1	0	0	0	1	3	2	0
	Wichita,	Texas	.246	25	69	14	17	1	0	1	4	8	21	0

MILLS, MICHAEL D.**RHP**

HT: 5-11 WT: 175 B/T: R/R Hometown: St. Petersburg, Florida

BORN: July 5, 1961 in St. Petersburg, Florida

How Acquired: Selected in the 7th round of the June 1980 free agent draft.

CAREER RECORD

YEAR	CLUB	LEAGUE	W-L	ERA	G	GS	CG	SHO	SV	IP	H	R	ER	BB	SO
1983	Reno, California		2-0	1.17	2	2	1	0	0	15.0	13	3	2	6	11
	Spokane, NW		1-8	4.09	11	11	2	0	0	70.0	71	47	32	29	51
1984	Beaumont, Texas		1-0	0.00	1	1	0	0	0	5.0	1	0	0	2	3
	Reno, California		11-8	3.61	27	26	9	1	0	*194.2	193	94	78	89	139
1985	Beaumont, Texas		10-9	3.73	26	26	4	0	0	166.2	164	84	69	71	94
1986	Beaumont, Texas		6-11	5.68	30	26	1	0	1	155.1	192	117	98	64	67
1987	Reno, California		4-6	2.39	54	0	0	0	*26	83.0	64	38	22	44	57
	Las Vegas, PCL		0-1	22.85	6	0	0	0	0	4.1	10	11	11	9	4

*-Led League.

MYERS, MICHAEL R.**RHP**

HT: 6-2 WT: 220 B/T: L/R Hometown: Danville, CA

BORN: August 17, 1965 in Oakland, CA

How Acquired: Selected in the 27th round of the June 1987 free agent draft.

CAREER RECORD

YEAR	CLUB	LEAGUE	W-L	ERA	G	GS	CG	SHO	SV	IP	H	R	ER	BB	SO
1987	Spokane, Northwest		7-1	3.00	20	9	3	*3	2	84.0	69	36	28	32	69

*-Led League

NAVILLIAT, JAMES P.**LHP**

HT: 6-3 WT: 195 B/T: L/L Hometown: Providence, RI

BORN: October 27, 1963 in Providence, RI

How Acquired: Selected in the 22nd round of the June 1986 Free Agent Draft.

CAREER RECORD

YEAR	CLUB	LEAGUE	W-L	ERA	G	GS	CG	SHO	SV	IP	H	R	ER	BB	SO
1986	Spokane, Northwest		3-2	5.61	9	5	0	0	0	33.2	40	25	21	22	21
	Charleston, So. Atlantic		0-1	0.00	10	0	0	0	2	12.1	8	1	0	10	9
1987	Charleston, So. Atlantic		5-6	5.15	40	2	0	0	1	92.2	105	66	53	42	49

NEWSON, WARREN D.**OF**

HT: 5-7 WT: 190 B/T: L/L Hometown: Newnan, GA

BORN: July 3, 1964 in Newnan, GA

How Acquired: Selected in 4th round of January 1986 Free Agent Draft.

CAREER RECORD

YEAR	CLUB	LEAGUE	AVG.	G	AB	R	H	2B	3B	HR	RBI	BB	SO	SB
1986	Spokane, Northwest		.233	54	159	29	37	8	1	2	31	47	37	3
1987	Charleston, So. Atlantic		.346	58	191	50	66	12	2	7	32	52	35	13
	Reno, California		.309	51	165	44	51	7	2	6	28	39	34	2

ODLE, PAGE Y.**OF**

HT: 6-0 WT: 200 B/T: R/R Hometown: Santa Paula, CA

BORN: August 11, 1963 in Long Beach, CA

How Acquired: Signed as a free agent on April 11, 1987.

CAREER RECORD

YEAR	CLUB	LEAGUE	AVG.	G	AB	R	H	2B	3B	HR	RBI	BB	SO	SB
1985	Watertown, NY-Penn		.281	72	228	40	64	13	4	8	35	49	45	19
1986	Macon, So. Atlantic		.333	12	39	11	13	4	0	4	16	13	11	4
	Prince William, Carolina		.252	128	476	75	120	29	6	8	62	76	100	37
1987	San Bernadino		.379	17	66	12	25	7	1	1	12	12	6	5
	Reno, California		.272	118	437	81	119	17	5	13	74	59	82	20

OLIVARES, OMAR (PALQU)**RHP**

HT: 6-1 WT: 183 B/T: R/R Hometown: San German, PR

BORN: July 6, 1967 in Mayaguez, PR

How Acquired: Signed as free agent on September 15, 1986.

CAREER RECORD

YEAR	CLUB	LEAGUE	W-L	ERA	G	GS	CG	SHO	SV	IP	H	R	ER	BB	SO
1986															
1987	Charleston, So. Atlantic		4-14	4.60	31	24	5	0	0	170.1	182	107	87	57	86

DID NOT PLAY

PARSONS, SCOTT**OF/1B**

HT: 6-5 WT: 190 B/T: R/R Hometown: Livingston, NJ

BORN: January 25, 1962 in Livingston, NJ

How Acquired: Selected in the first round of the Secondary Phase of the January Free Agent Draft, 1982.

CAREER HITTING RECORD

YEAR	CLUB	LEAGUE	AVG.	G	AB	R	H	2B	3B	HR	RBI	BB	SO	SB
1982	Salem, Northwest		.167	26	24	2	4	0	0	0	3	1	3	0
1984	Miami, Florida State		.333	31	36	2	12	2	1	0	5	0	6	1
1985	Charleston, So. Atlantic		.306	93	301	30	92	17	0	4	40	24	33	1
1986	Reno, California		.401	60	217	48	87	14	2	13	63	21	19	7
	Beaumont, Texas		.350	54	206	32	72	14	0	5	42	16	29	0
1987	Las Vegas, PCL		.264	37	129	16	34	7	0	2	19	18	26	0
	Wichita, Texas		.242	48	153	14	37	9	0	2	13	11	28	0

CAREER PITCHING RECORD

YEAR	CLUB	LEAGUE	W-L	ERA	G	GS	CG	SHO	SV	IP	H	R	ER	BB	SO
1982	Salem, Northwest		4-10	4.86	19	18	6	1	0	111.0	116	76	60	37	85
1983	Reno, California		9-14	5.14	28	28	8	0	0	187.0	241	130	107	68	118
1984	Miami, Florida State		10-9	3.56	29	22	6	x5	1	134.0	125	69	53	55	66
1985	Charleston, So. Atlantic		1-1	4.98	7	3	0	0	0	21.2	24	17	12	10	20

x-Tied for league lead

PELLEGRINO, ANTHONY E.**INF**

HT: 6-1 WT: 190 B/T: R/R Hometown: Commack, NY

BORN: January 25, 1965 in Smithtown, NY

How Acquired: Selected in the 19th round of the June 1986 Free Agent Draft.

CAREER RECORD

YEAR	CLUB	LEAGUE	AVG.	G	AB	R	H	2B	3B	HR	RBI	BB	SO	SB
1986	Spokane, Northwest		.296	68	267	50	79	21	2	4	58	45	34	6
1987	Reno, California		.279	128	462	77	129	23	5	3	74	67	72	7

PLESAC, JOSEPH T.**RHP**

HT: 6-5 WT: 205 B/T: R/R Hometown: Crown Point, Indiana

BORN: November 8, 1960 in Gary, Indiana

How Acquired: Selected in the 2nd round of the June 1982 free agent draft.

CAREER RECORD

YEAR	CLUB	LEAGUE	W-L	ERA	G	GS	CG	SHO	SV	IP	H	R	ER	BB	SO
1982	Walla Walla, NW		1-3	4.38	7	6	0	0	0	37.0	35	24	18	23	25
	Amarillo, Texas		1-2	6.91	5	5	1	0	0	29.0	38	26	22	18	7
1983	Reno, California		2-5	9.31	40	4	0	0	0	68.0	85	84	70	79	51
1984	Miami, Florida St.		1-1	3.89	9	5	0	0	0	34.2	21	18	15	39	16
1985	Charleston, So. Atlantic		2-4	6.52	19	6	0	0	0	49.0	60	45	36	42	30
1986	Charleston, So. Atlantic		5-12	6.00	22	22	2	0	0	123.0	131	97	82	104	69
1987	Reno, California		7-4	5.48	29	21	2	1	0	118.1	122	91	72	101	70

QUINZER, PAUL E.**RHP**

HT: 6-2 WT: 200 B/T: R/R Hometown: Newburg, IN

BORN: October 16, 1963 in Cincinnati, OH

How Acquired: Selected in the 10th round of the June 1986 Free Agent Draft.

CAREER RECORD

YEAR	CLUB	LEAGUE	W-L	ERA	G	GS	CG	SV	IP	H	R	ER	BB	SO	
1986	Spokane, Northwest		5-5	3.48	16	15	2	1	0	101.0	100	52	39	29	75
1987	Reno, California		9-10	3.58	36	17	1	0	4	145.2	151	79	58	54	118

RAINEY, SCOTT F.**C**

HT: 6-1 WT: 178 B/T: R/R Hometown: Oklahoma City, OK

BORN: November 7, 1961 in New Britain, CT

How Acquired: Trade with San Francisco Giants organization March 1985.

CAREER RECORD

YEAR	CLUB	LEAGUE	AVG.	G	AB	R	H	2B	3B	HR	RBI	BB	SO	SB
1982	Great Falls, Pioneer		.250	17	36	4	9	1	0	0	1	5	4	2
1983	Clinton, Midwest		.218	66	197	15	43	5	1	3	21	18	37	1
1984	Clinton, Midwest		.229	78	227	23	52	7	1	4	25	14	38	1
1985	Reno, California		.242	77	248	29	60	10	1	1	32	21	37	2
1986	Reno, California		.290	80	262	46	76	15	1	5	45	34	45	8
1987	Wichita, Texas		.165	58	182	14	30	6	1	2	14	12	45	2

REECE, JEFFREY R.**LHP****HT: 6-3 WT: 190 B/T: R/L Hometown: Eugene, OR****BORN: February 25, 1963 in Eugene, OR****How Acquired: Trade with the Milwaukee Brewers organization Dec. 23, 1986.****CAREER RECORD**

YEAR	CLUB, LEAGUE	W-L	ERA	G	GS	CG	SHO	SV	IP	H	R	ER	BB	SO
1983	Paintsville, Appalachian	7-2	3.58	13	13	1	0	0	78.0	73	39	31	42	78
1984	Stockton, California	4-10	4.83	23	22	1	1	0	123.0	110	77	66	92	109
1985	Stockton, California	8-8	3.20	24	22	2	0	1	127.0	112	63	45	77	129
1986	Stockton, California	4-8	6.28	24	23	1	0	0	109.0	112	93	76	108	104
1987	Wichita, Texas	5-5	4.42	42	5	0	0	9	75.1	73	44	37	55	62

REICHLER, DARRIN F.**RHP****HT: 6-5 WT: 215 B/T: S/R Hometown: Chuluota, FL****BORN: February 24, 1966 in Melbourne, FL****How Acquired: Selected in the 4th round of the June 1987 free agent draft.****CAREER RECORD**

YEAR	CLUB, LEAGUE	W-L	ERA	G	GS	CG	SHO	SV	IP	H	R	ER	BB	SO
1987	Spokane, Northwest Reno, California	4-1 0-3	2.96 13.86	11 4	10 3	0 0	0 0	0 0	54.2 12.1	45 24	24 19	18 19	40 16	47 6

RIGGS, JAMES R.**INF****HT: 6-2 WT: 195 B/T: L/R Hometown: Monroe, MI****BORN: November 4, 1960 in Monroe, MI****How Acquired: Purchased from the New York Yankees organization on April 8, 1987.****CAREER RECORD**

YEAR	CLUB, LEAGUE	AVG.	G	AB	R	H	2B	3B	HR	RBI	BB	SO	SB
1982	Oneonta, NY-Penn	.309	72	272	45	84	16	2	6	44	35	32	9
1983	Greensboro, Carolina	.262	133	481	77	126	23	4	13	95	68	53	5
1984	Fl Lauderdale, Florida St	.270	110	337	38	91	21	2	10	58	41	33	1
1985	Albany, Eastern	.234	121	415	51	97	19	2	7	60	57	50	2
1986	Albany, Eastern	.207	127	410	57	85	14	2	11	75	63	47	1
1987	Wichita, Texas	.320	10	25	4	8	1	0	2	4	0	4	0

ROBERTS, LEON (BIP)**INF****HT: 5-7 WT: 160 B/T: S/R Hometown: Oakland, CA****BORN: October 27, 1963 in Berkeley, CA****How Acquired: Major League draft from the Pittsburgh Pirates on December 10, 1985.****CAREER RECORD**

YEAR	CLUB, LEAGUE	AVG.	G	AB	R	H	2B	3B	HR	RBI	BB	SO	SB
1982	Bradenton, FSL Greenwood	.304 .215	6 33	23 107	4 15	7 23	1 3	0 1	0 0	1 6	2 15	4 18	4 10
1983	Greenwood	.320	122	438	78	140	20	5	6	63	69	43	27
1984	Prince William, Carolina	.301	134	498	81	*150	25	5	8	77	44	63	50
1985	Nashua	.272	105	401	64	109	19	5	1	23	29	43	40
1986	SAN DIEGO	.253	101	241	34	61	5	2	1	12	14	29	14
1987	Las Vegas, PCL	.306	98	359	66	110	18	10	1	38	37	39	27

M.L. Totals

*-Led League

ROBERTS, PETER I.**LHP****HT: 6-3 WT: 190 B/T: L/L Hometown: Solana Beach, CA****BORN: May 17, 1965 in Spondon, England****How Acquired: Selected in the 1st round (secondary phase) of the June 1986 Free Agent Draft.****CAREER RECORD**

YEAR	CLUB, LEAGUE	W-L	ERA	G	GS	CG	SHO	SV	IP	H	R	ER	BB	SO
1986	Spokane, Northwest	7-2	3.84	11	8	2	0	1	68.0	66	29	29	23	61
1987	Reno, California Las Vegas, PCL	4-8 1-0	3.09 4.55	17 6	12 5	2 0	1 0	0 0	84.1 29.2	92 34	41 16	29 15	51 15	68 21

SANCHEZ, OSVALDO**OF****HT: 6-2 WT: 175 B/T: L/L Hometown: Caguas, PR****BORN: December 24, 1969 in Caguas, PR****How Acquired: Signed as a free agent December, 1986.****CAREER RECORD**

YEAR	CLUB, LEAGUE	AVG.	G	AB	R	H	2B	3B	HR	RBI	BB	SO	SB
1986													
1987	Spokane, Northwest	.223	44	130	12	29	7	1	3	24	16	33	3

SHERIDAN, BOBBY**RHP**

HT: 6-2 WT: 185 B/T: R/R Hometown: Upland, CA

BORN: February 4, 1969 in Upland, CA

How Acquired: Selected in the third round of the June 1987 free agent.

CAREER RECORD

1987 Injured, Did Not Play

SKEELS, ANDREW D.**C**

HT: 5-11 WT: 185 B/T: L/R Hometown: Thousand Oaks, CA

BORN: July 25, 1965 in Paraparamu, New Zealand

How Acquired: Selected in the 7th round of the June 1987 free agent draft.

CAREER RECORD

YEAR	CLUB	LEAGUE	AVG.	G	AB	R	H	2B	3B	HR	RBI	BB	SO	SB
1987	Spokane, Northwest		.286	72	273	48	78	23	1	5	64	*58	46	1

*-Led League.

SMITHBERG, ROGER**RHP**

HT: 6-3 WT: 195 B/T: R/R Hometown: Elgin, IL

BORN: March 21, 1966 in Elgin, IL

How Acquired: Selected in the 2nd round of the June 1987 free agent draft.

CAREER RECORD

1987 No professional Experience

SOLTERO, SAUL E.**RHP**

HT: 6-5 WT: 190 B/T: R/R Hometown: Tucson, AZ

BORN: January 23, 1966 in Tucson, AZ

How Acquired: Selected in the 10th round of the June 1987 free agent draft.

CAREER RECORD

YEAR	CLUB	LEAGUE	W-L	ERA	G	GS	CG	SHO	SV	IP	H	R	ER	BB	SO
1987	Spokane, Northwest		5-3	2.17	28	0	0	0	12	49.2	33	14	12	19	64

STEVENSON, WILLIAM W.**INF**

HT: 6-0 WT: 170 B/T: L/R Hometown: Lewiston, ID

BORN: October 31, 1963 in Sacramento, CA

How Acquired: Selected in the 25th round of the June 1985 free agent draft.

CAREER RECORD

YEAR	CLUB	LEAGUE	AVG.	G	AB	R	H	2B	3B	HR	RBI	BB	SO	SB
1985	Spokane, Northwest		.249	71	233	27	58	12	0	8	37	*67	62	1
1986	Charleston, So. Atlantic		.254	102	327	55	83	16	3	11	59	52	76	3
1987	Reno, California		.290	111	376	74	109	22	3	21	88	70	92	0

*-Led League

STEWART, JEFFREY N.**RHP**

HT: 6-2 WT: 190 B/T: R/R Hometown: McEwen, Tennessee

BORN: March 21, 1963 in Waverly, Tennessee

How Acquired: Selected in the 2nd round of the January 1983 free agent draft.

CAREER RECORD

YEAR	CLUB	LEAGUE	W-L	ERA	G	GS	CG	SHO	SV	IP	H	R	ER	BB	SO
1983	Spokane, NW		1-5	2.83	15	8	0	0	0	54.0	32	24	17	47	68
1984	Miami, Florida St.		5-7	3.78	32	19	2	0	0	126.1	104	64	53	114	75
1985	Charleston, So. Atlantic		8-11	3.41	26	25	3	1	0	140.0	115	74	53	101	155
1986	Reno, California		8-11	4.39	38	13	1	0	2	125.0	125	89	61	98	122
1987	Wichita, Texas		1-2	4.50	16	1	0	0	2	24.0	24	13	12	18	16

TATUM, JAMES R. JR.**INF**

HT: 6-2 WT: 200 B/T: R/R Hometown: Santee, CA

BORN: October 9, 1967 in Grossmont, CA

How Acquired: Selected in the 3rd round of the June 1985 free agent draft.

CAREER RECORD

YEAR	CLUB	LEAGUE	AVG.	G	AB	R	H	2B	3B	HR	RBI	BB	SO	SB
1985	Spokane, Northwest		.228	74	281	21	64	9	1	1	32	20	60	0
1986	Charleston, So. Atlantic		.260	120	431	55	112	19	2	10	62	41	83	2
1987	Charleston, So. Atlantic		.280	128	468	52	131	22	2	9	72	46	65	8

TAYLOR, WILLIAM C. OF

HT: 6-2 WT: 170 B/T: R/R Hometown: Alexandria, LA

BORN: August 19, 1968 in Alexandria, LA

How Acquired: Selected in the 2nd round of the June 1986 Free Agent Draft.

CAREER RECORD

YEAR	CLUB	LEAGUE	AVG.	G	AB	R	H	2B	3B	HR	RBI	BB	SO	SB
1986	Spokane	Northwest	.282	59	202	38	57	6	1	0	20	17	34	18
1987	Charleston	So. Atlantic	.288	120	416	70	120	5	1	1	40	41	90	56

TORCHIA, TODD A. OF

HT: 6-1 WT: 180 B/T: R/R Hometown: Cape Coral, FL

BORN: May 24, 1965 in North Miami Beach, FL

How Acquired: Signed as a free agent on June 5, 1987.

CAREER RECORD

YEAR	CLUB	LEAGUE	AVG.	G	AB	R	H	2B	3B	HR	RBI	BB	SO	SB
1987	Spokane	Northwest	.232	40	99	17	23	5	0	1	10	15	30	2

TOWERS, KEVIN S. RHP

HT: 6-1 WT: 190 B/T: R/R Hometown: Central Point, Oregon

BORN: November 11, 1961 in Eugene, Oregon

How Acquired: Selected in the 1st round (secondary phase) of the June 1981 free agent draft.

CAREER RECORD

YEAR	CLUB	LEAGUE	W-L	ERA	G	GS	CG	SHO	SV	IP	H	R	ER	BB	SO
1982	Walla Walla	NW	1-4	4.74	6	6	0	0	0	38.0	35	29	20	27	30
1983	Beaumont	Texas	1-2	5.52	3	3	0	0	0	15.0	13	13	9	14	9
	Reno	California	11-11	4.42	24	24	6	2	0	169.0	176	103	83	90	138
1984	Beaumont	Texas	8-8	4.15	26	26	3	1	0	160.1	161	89	74	106	100
1985	Beaumont	Texas	0-1	4.91	6	0	0	0	1	14.2	19	9	8	5	5
1986	Charleston	So. Atlantic	1-1	4.01	7	5	1	1	0	24.2	23	13	11	16	15
1987	Reno	California	5-8	4.68	47	6	0	0	9	109.2	95	72	57	80	116

VALDEZ, RAFAEL E. IF

HT: 5-11 WT: 165 B/T: R/R Hometown: Bani, Dominican Republic

BORN: December 17, 1967 in Nizao Boni, Dominican Republic

How Acquired: Selected in the 2nd round of the Dominican Draft March 6, 1985.

CAREER RECORD

YEAR	CLUB	LEAGUE	AVG.	G	AB	R	H	2B	3B	HR	RBI	BB	SO	SB	
1986	PLAYED IN DOMINICAN SUMMER LEAGUE														
1986	Charleston	So. Atlantic	.212	90	260	24	55	15	3	3	27	32	54	2	
1987	Charleston	So. Atlantic	.264	127	435	42	115	16	2	5	44	22	69	4	

VALENTIN, JOSE INF

HT: 6-1 WT: 183 B/T: S/R Hometown: Manati, PR

BORN: October 12, 1969 in Manati, PR

How Acquired: Signed as free agent on October 12, 1986.

CAREER RECORD

YEAR	CLUB	LEAGUE	AVG.	G	AB	R	H	2B	3B	HR	RBI	BB	SO	SB	
1986	DID NOT PLAY														
1987	Spokane	Northwest	.250	70	244	52	61	8	2	2	24	35	38	8	

VELAZQUEZ, GUILLERMO IB

HT: 6-0 WT: 170 B/T: L/R Hometown: Mexicali, Mex.

BORN: April 23, 1968 in Mexicali, Mex.

How Acquired: Signed as free agent December, 1986.

CAREER RECORD

YEAR	CLUB	LEAGUE	AVG.	G	AB	R	H	2B	3B	HR	RBI	BB	SO	SB
1986	Monterrey	Mexican	.267	62	146	19	39	8	2	3	21	8	24	1
1987	Charleston	So. Atlantic	.220	102	295	32	65	12	0	3	30	16	65	2

VERSTANDIG, MARK S. C

HT: 6-3 WT: 205 B/T: L/R Hometown: Delmar, NY

BORN: August 11, 1965 in Albany, NY

How Acquired: Signed as a free agent on June 15, 1987.

CAREER RECORD

YEAR	CLUB	LEAGUE	AVG.	G	AB	R	H	2B	3B	HR	RBI	BB	SO	SB
1987	Bend	Northwest	.299	42	117	19	35	8	0	0	17	33	19	0
	Spokane	Northwest	.250	3	8	0	2	0	0	0	2	2	0	0

WALKER, CAMERON W. RHP

HT: 6-3 WT: 215 B/T: R/R Hometown: Exline, IA
 BORN: November 4, 1960 in Souris, Manitoba, Canada
 How Acquired: Signed as a free agent on May 31, 1987.

CAREER RECORD

YEAR	CLUB	LEAGUE	W-L	ERA	G	GS	CG	SHO	SV	IP	H	R	ER	BB	SO
1982	Beloit, Midwest		8-6	3.28	21	18	4	1	0	123.1	114	55	45	56	89
1983	Stockton, California		11-11	3.77	26	26	6	0	0	174.1	191	91	73	74	138
1984	Stockton, California		3-6	4.34	14	14	2	0	0	83.0	97	63	40	37	44
	El Paso, Texas		1-4	6.99	10	10	1	0	0	46.1	75	40	36	15	17
1985	Stockton, California		9-10	4.03	27	27	6	0	0	172.0	185	90	77	60	106
1986	Stockton, California		5-5	4.94	13	13	2	0	0	85.2	108	57	47	30	57
	El Paso, Texas		6-4	4.81	13	10	2	1	1	76.2	89	51	41	30	41
1987	El Paso, Texas		2-1	8.31	8	8	0	0	0	39.0	52	39	36	29	20
	Wichita, Texas		3-5	4.07	30	2	0	0	3	55.1	63	30	25	23	38

WASEM, JAMES WILLIAM INF

HT: 5-11 WT: 180 B/T: R/R Hometown: Cheney, WA
 BORN: March 6, 1962 in Wood River, IL
 How Acquired: Signed as Free Agent January 28, 1986.

CAREER RECORD

YEAR	CLUB	LEAGUE	AVG.	G	AB	R	H	2B	3B	HR	RBI	BB	SO	SB
1984	Everett, Northwest		.260	33	127	19	33	4	0	0	5	10	17	7
1984	Clinton, Midwest		.275	15	40	6	11	2	0	0	1	9	8	1
1985	Fresno, California		.269	87	264	56	71	12	0	0	31	50	31	12
1986	Charleston, So. Atlantic		.221	27	95	22	21	1	0	0	9	23	7	8
	Reno, California		.312	89	344	79	109	9	4	2	24	45	24	18
1987	Reno, California		.242	99	334	61	81	11	5	1	31	58	46	22
	Wichita, Texas		.179	10	28	4	5	1	0	0	5	5	4	0

WILEY, CRAIG C

HT: 5-11 WT: 170 B/T: S/R Hometown: Roseville, CA
 BORN: September 4, 1963 in Royal Oak, MI
 How Acquired: Signed as free agent June 26, 1986.

CAREER RECORD

YEAR	CLUB	LEAGUE	AVG.	G	AB	R	H	2B	3B	HR	RBI	BB	SO	SB
1986	Charleston, So. Atlantic		.187	39	107	13	20	3	1	1	10	13	12	1
1987	Reno, California		.268	78	261	38	70	9	3	7	42	34	20	2

WOOD, BRIAN S. RHP

HT: 6-2 WT: 200 B/T: L/R Hometown: Taylorville, KY
 BORN: July 29, 1965 in Louisville, KY
 How Acquired: Selected in the 2nd round of the January 1986 Free Agent Draft.

CAREER RECORD

YEAR	CLUB	LEAGUE	W-L	ERA	G	GS	CG	SHO	SV	IP	H	R	ER	BB	SO
1986	Spokane, Northwest		2-2	3.80	24	0	0	0	5	64.0	50	37	27	46	72
1987	Reno, California		12-7	4.51	29	26	1	0	0	167.2	156	107	84	100	145

WRONA, WILLIAM R. INF

HT: 5-8 WT: 160 B/T: R/R Hometown: Tulsa, Oklahoma
 BORN: January 11, 1961 in Tulsa, Oklahoma
 How Acquired: Trade with the Seattle Mariners organization April 1, 1984.

CAREER RECORD

YEAR	CLUB	LEAGUE	AVG.	G	AB	R	H	2B	3B	HR	RBI	BB	SO	SB
1983	Bakersfield, Calif.		.245	52	163	23	40	4	0	1	14	26	25	3
1984	Beaumont, Texas		.169	26	83	7	16	2	0	0	11	5	8	1
	Reno, California		.243	93	309	43	88	9	2	0	25	31	27	2
1985	Reno, California		.277	139	555	*107	154	21	6	10	78	64	61	13
1986	Beaumont, Texas		.229	124	446	51	102	19	1	1	32	33	50	5
1987	Wichita, Texas		.303	32	109	17	33	7	0	1	13	11	7	3
	Las Vegas, PCL		.269	77	216	26	58	7	1	0	21	26	22	3

* -Led League.

YOUNG, MICHAEL C. LHP

HT: 6-4 WT: 190 B/T: R/L Hometown: Rancho Palos Verdes, CA
 BORN: August 15, 1964 in Torrance, CA
 How Acquired: Selected in the 4th round of the June 1986 Free Agent Draft.

CAREER RECORD

YEAR	CLUB	LEAGUE	W-L	ERA	G	GS	CG	SHO	SV	IP	H	R	ER	BB	SO
1986	Spokane, Northwest		2-3	7.58	12	2	0	0	1	19.0	13	17	16	26	9
1987	Charleston, So. Atlantic		3-6	4.08	12	11	2	0	0	64.0	71	51	29	35	59
	Wichita, Texas		4-6	7.06	13	13	1	0	0	65.0	73	55	51	46	45

YURTIN, JEFFREY**INF**

HT: 6-2 WT: 175 B/T: L/R Hometown: Rancho Cordova, CA

BORN: December 14, 1963 in Belleville, IL

How Acquired: Selected in the 12th round of the June 1986 Free Agent Draft.

CAREER RECORD

YEAR CLUB, LEAGUE	AVG.	G	AB	R	H	2B	3B	HR	RBI	BB	SO	SB
1986 Spokane, Northwest	.245	50	196	32	48	13	2	1	27	25	31	2
1987 Reno, California	.358	61	201	43	72	13	2	6	28	27	35	2
Wichita, Texas	.236	54	161	20	38	8	1	3	26	9	28	0



PADRES 1ST ROUND DRAFT CHOICES (Signed)

YEAR-MONTH	PLAYER	POS.
1969 - June	Randy Elliott	OF-1B
1970 - January	John Scott	OF
June	Mike Ivie	C
1971 - January	Dave Hilton	INF
June	*John Grubb	OF
June	Jay Franklin	RHP
1972 - January	Cliff Butcher	RHP
June	*Rich Troedson	LHP
June	Dave Roberts	INF
1973 - January	Dave Wehrmeister	RHP
June	Dave Winfield	OF
1974 - January	Tucker Ashford	INF
June	Bill Almon	INF
1975 - January	Gene Richards	OF
June	*Juan Eichelberger	RHP
June	Mike Lentz	LHP
1976 - January	Keith Miller	C
June	*Bob Shirley	LHP
June	Bob Owchinko	LHP
1977 - January	Kevin Chapman	RHP
June	Brian Greer	OF
1978 - January	Don Johnson	LHP
June	Andy Hawkins	RHP
1979 - January	John Stevenson	INF
June	Joe Lansford	1B
1980 - January	Ricky McMullen	INF
June	Jeff Pybury	OF
1981 - June	Kevin McReynolds	OF
June	Frank Castro	C
1982 - January	*Scott Parsons	RHP
June	Jimmy Jones	RHP
June	*Kevin Torres	RHP
1983 - June	Ray Hayward	LHP
June	*Craig Reid	INF
1984 - January	Larry Martin	OF
June	*Randell Byers	OF
June	Shane Mack	OF
June	*Robert Grandstaff	3B
1985 - June	Joey Cora	INF
1986 - January	Doug Brocail	RHP
June	*Brian Harrison	LHP
June	Thomas Howard	OF
1987 - June	Kevin Garner	RHP

*Selected in the Secondary Phase.

SPRING TRAINING

RAY A. KROC BASEBALL COMPLEX

1440 Desert Hills Drive
Yuma, AZ 85364
(602) 726-6040

Media Relations

Bill Beck and Mike Swanson

Direct Line: (602) 726-0676

Press Box: (602) 726-7743

DESERT SUN STADIUM

(6,874)

Desert Sun Stadium in the Ray A. Kroc Baseball Complex is located at Avenue A and 35th Street. The complex consists of four playing fields in a clover-leaf shape with a huge ultra-modern clubhouse and Padre offices in the center. The three practice fields are similar to Desert Sun Stadium with 30-foot high backstops. The stadium itself has a concrete grandstand with 1,050 box seats, 2,104 reserve grandstand and 3,720 bleacher seats. Chain link fencing is used throughout the 25-acre facility with the exception of the outfield fence at Desert Sun Stadium, which has chain link with redwood stakes.

The entire complex was developed by the Yuma City Recreation and Parks Department and was renamed the Ray A. Kroc Baseball Complex on March 11, 1984 in special pre-game ceremonies following a vote by the Yuma City Council. Major league quality lighting was installed by the Padres prior to the '83 spring camp making it one of the best training facilities in baseball.

Dimensions

Leftfield Line	350 feet
Left-Center Alley.....	385 feet
Centerfield	420 feet
Right-Center Alley	385 feet
Rightfield Line.....	350 feet

Press Facilities

The Working Press Box at Desert Sun Stadium has ample sportswriting space, however, broadcast facilities are at a premium. We ask that club's needing radio and television space, contact the Padres Media Relations Department as early as possible.

Team Headquarters:
Days Inn Suite Hotel
2600 South Fourth Ave.
Yuma, AZ 85364
Phone (602) 726-4830

Spring Training Hotels

Yuma.....	Days Inn Suite Hotel (602) 726-4830
Road games in Arizona (March 6-16)	Ramada Valley Ho (602) 945-6321
Palm Springs (March 26-29)	International Hotel Resort (619) 323-1711
Las Vegas (April 2)	Las Vegas Hilton (702) 732-5111

1988 SPRING TRAINING SCHEDULE

Friday	March 4	California Angels	at Yuma	1:05 PM
Saturday	March 5	California Angels	at Yuma	1:05 PM
Sunday	March 6	California Angels	at Yuma	1:05 PM
Monday	March 7	Chicago Cubs	at Mesa	1:05 PM
Tuesday	March 8	Seattle Mariners	at Tempe	1:05 PM
Wednesday	March 9	Milwaukee Brewers	at Chandler	1:05 PM
Thursday	March 10	Oakland Athletics	at Phoenix	1:05 PM
Friday	March 11	Cleveland Indians	at Tucson	1:05 PM
Saturday	March 12	San Francisco Giants	at Scottsdale	1:05 PM
Sunday	March 13	Milwaukee Brewers	at Chandler	1:05 PM
Monday	March 14	San Francisco Giants	at Scottsdale	1:05 PM
Tuesday	March 15	Seattle Mariners	at Tempe	1:05 PM
Wednesday	March 16	Chicago Cubs	at Mesa	1:05 PM
Thursday	March 17	Oakland Athletics	at Phoenix	1:05 PM
*Friday	March 18	Cleveland Indians	at Yuma	7:05 PM
Saturday	March 19	Cleveland Indians	at Yuma	1:05 PM
Sunday	March 20	Milwaukee Brewers	at Yuma	1:05 PM
Monday	March 21	Chicago Cubs	at Yuma	7:05 PM
Tuesday	March 22	Chicago Cubs	at Yuma	1:05 PM
Wednesday	March 23	Oakland Athletics	at Yuma	1:05 PM
Thursday	March 24	Seattle Mariners	at Yuma	7:05 PM
Friday	March 25	Seattle Mariners	at Yuma	1:05 PM
*Saturday	March 26	San Francisco Giants	at Yuma	1:05 PM
Sunday	March 27	California Angels	at Palm Springs	1:05 PM
Monday	March 28	California Angels	at Palm Springs	1:05 PM
Tuesday	March 29	California Angels	at Palm Springs	1:05 PM
Wednesday	March 30	California Angels	at Palm Springs	1:05 PM
Friday	April 1	San Diego State	at San Diego	7:05 PM
Saturday	April 2	Las Vegas Stars	at Las Vegas	7:05 PM
Sunday	April 3	Las Vegas Stars	at Las Vegas	1:05 PM

All exhibition games broadcast on 76-KFMB Radio

*-Televised by KUSI-TV, Channel 51

Boldface designates Home Games (times subject to change).

PADRES SPRING TRAINING RESULTS

YEAR	RESULTS	HOME ATTENDANCE
1969	10-15	14,987
1970	14-12	17,991
1971	11-14	16,540
1972	12-8	13,437
1973	6-16	13,735
1974	10-10	15,748
1975	10-10	16,462
1976	8-7	10,420
1977	16-10	24,279
1978	15-13	30,270
1979	9-11	35,180
1980	8-10	27,881
1981	12-13	30,972
1982	15-8	29,788
1983	12-13	47,000
1984	13-17	50,262
1985	11-15	61,421
1986	16-14	62,103
1987	13-16	59,531
Totals	221-232	578,008

**THE BROADWAY
AND SEIKO
CONGRATULATE THE
PADRES'
STARS OF THE MONTH**



There is a distinctive Seiko style watch for you
and everyone you know.

Precision accuracy in contemporary styling.
See these and many more other fine Seiko watches at
The Broadway, Fine Jewelry Department.

**1987 PADRES'
STARS OF THE MONTH**

	Player	Pitcher
April	Tony Gwynn	Eric Show
May	John Kruk	Ed Whitson
June	Tony Gwynn	Ed Whitson
July	John Kruk	Ed Whitson
August	Benito Santiago	Eric Nolte
September	Benito Santiago	Eric Show

SAN DIEGO PADRES 1988 MEDIA GUIDE

APRIL

SUN	MON	TUES	WED	THU	FRI	SAT
					1	2
3	4	5 HOU 5:35	6 HOU 11:35	7 SF 7:35	8 SF 7:35	9 SF 1:05
10 SF 1:05	11	12 LA 7:05	13 LA 7:05	14 LA 1:05	15 SF 7:05	16 SF 7:05
17 SF 1:05	18 LA 7:05	19 LA 7:05	20 LA 7:05	21 LA 7:05	22 HOU 7:05	23 HOU 7:05
24 HOU 1:05	25	26 STL 7:05	27 STL 7:05	28 STL 1:05	29 PT 7:05	30 PT 7:05

JUNE

SUN	MON	TUES	WED	THU	FRI	SAT
			1 PHI 4:35	2	3 ATL 7:05	4 ATL 7:05
5 ATL 1:05	6 CIN 5:10	7 CIN 7:05	8 CIN 7:05	9 CIN 1:05	10 LA 7:05	11 LA 7:05
12 LA 1:05	13 SF 5:10	14 SF 7:05	15 SF 1:05	16	17 LA 7:35	18 LA 1:05
19 LA 1:05	20 SF 7:35	21 SF 7:35	22 SF 1:05	23	24 ATL 4:40	25 ATL 4:40
26 ATL 11:10	27 CIN 4:35	28 CIN 4:35	29 CIN 4:35	30 CIN 9:35		

AUGUST

SUN	MON	TUES	WED	THU	FRI	SAT
	1 ATL 7:05	2 ATL 7:05	3 ATL 7:05	4	5 CIN 4:35	6 CIN 4:05
7 CIN 11:15	8	9 ATL 4:40	10 ATL 4:40	11 ATL 2:40	12 HOU 5:35	13 HOU 5:35
14 HOU 11:35	15 HOU 5:35	16 MTL 7:05	17 MTL 7:05	18 MTL 1:05	19 NY 7:05	20
21 NY 1:05	22 PHI 7:05	23 PHI 7:05	24 PHI 7:05	25	26 MTL 4:35	27 MTL 4:35
28 MTL 10:35	29 NY 4:35	30 NY 4:35	31 NY 10:35			

MAY

SUN	MON	TUES	WED	THU	FRI	SAT
1 PT 1:05	2 CHI 7:05	3 CHI 7:05	4 CHI 7:05	5	6 PT 4:05	7 PT 10:35
8 PT 10:35	9 STL 5:35	10 STL 5:35	11 CHI 11:20	12 CHI 1:05	13 MTL 7:05	14 MTL 7:05
15 MTL 1:05	16 NY 7:05	17 NY 7:05	18 NY 7:05	19 NY 1:05	20 PHI 7:05	21 PHI 7:05
22 PHI 1:05	23	24 MTL 4:35	25 MTL 4:05	26 MTL 4:35	27 NY 4:35	28 NY 4:05
29 NY 10:35	30 PHI 4:35	31 PHI 4:35				

JULY

SUN	MON	TUES	WED	THU	FRI	SAT
					1 STL 7:05	2 STL 7:05
3 STL 1:05	4 PT 6:05	5 PT 7:05	6	7 PT 1:05	8 CHI 7:05	9 CHI 7:05
10 CHI 1:05	11	12 ALL-STAR M.C.M.	13	14 STL 5:35	15 STL 5:35	16 STL 5:05
17 STL 11:15	18 PT 4:35	19 PIT 4:35	20 PIT 4:35	21 CHI 1:05	22 CHI 1:05	23 CHI 1:05
24 CHI 1:05	25	26 HOU 7:05	27 HOU 7:05	28 HOU 1:05	29 CIN 7:05	30 CIN 7:05

SEPTEMBER

SUN	MON	TUES	WED	THU	FRI	SAT
				1	2 PHI 4:35	3 PHI 4:05
4 PHI 10:35	5 SF 2:05	6 SF 7:35	7 CIN 7:05	8 CIN 7:05	9 ATL 7:05	10 ATL 7:05
11 ATL 12:05	12 SF 7:05	13 SF 7:05	14 SF 7:05	15	16 ATL 4:40	17 ATL 4:40
18 ATL 11:10	19 CIN 4:35	20 CIN 9:35	21 LA 7:35	22 LA 7:35	23 HOU 7:05	24 HOU 7:05
25 HOU 1:05	26 LA 7:05	27 LA 7:05	28 LA 7:05	29	30 HOU 5:35	

THE BROADWAY

IS SOUTHERN CALIFORNIA

HOME GAMES

ROAD GAMES

ALL TIMES PACIFIC TIME

ALL GAME BROADCASTS BY 76-KTMB RADIO
 TELEVIEWED BY KUSI-TV 51
 TELEVIEWED BY SAN DIEGO CABLE SPORTS NETWORK

OCT

SUN	MON	TUES	WED	THU	FRI	SAT
						1 HOU 5:35
2 HOU 11:35						